

49ERS

SAN FRANCISCO 49ERS
2016 MEDIA GUIDE

Levi's[®] STADIUM

49ERS

2016 SAN FRANCISCO 49ERS SCHEDULE & RESULTS

PRESEASON (2-2)

Date	Opponent	Local Time	Result	Network
Sunday, August 14	Houston	4:00 p.m.	L, 13-24	KPIX 5/NFL Network
Saturday, August 20	@ Denver	7:00 p.m.	W, 31-24	KPIX 5
Friday, August 26	Green Bay	7:00 p.m.	L, 10-21	KPIX 5/NFL Network
Thursday, September 1	@ San Diego	7:00 p.m.	W, 31-21	KPIX 5

REGULAR SEASON (2-13)

Date	Opponent	Local Time	Result	Network
Monday, September 12	Los Angeles	7:20 p.m.	W, 28-0	ESPN
Sunday, September 18	@ Carolina	1:00 p.m.	L, 27-46	FOX
Sunday, September 25	@ Seattle	1:05 p.m.	L, 18-37	FOX
Sunday, October 2	Dallas	1:25 p.m.	L, 17-24	FOX
Thursday, October 6	Arizona	5:25 p.m.	L, 21-33	CBS/NFL Network/ Twitter
Sunday, October 16	@ Buffalo	1:00 p.m.	L, 16-45	FOX
Sunday, October 23	Tampa Bay	1:05 p.m.	L, 17-34	FOX
Sunday, November 6	New Orleans	1:05 p.m.	L, 23-41	FOX
Sunday, November 13	@ Arizona	2:25 p.m.	L, 20-23	FOX
Sunday, November 20	New England	1:25 p.m.	L, 17-30	CBS
Sunday, November 27	@ Miami	1:00 p.m.	L, 24-31	FOX
Sunday, December 4	@ Chicago	12:00 p.m.	L, 6-26	FOX
Sunday, December 11	New York Jets	1:05 p.m.	L, 17-23 (OT)	CBS
Sunday, December 18	@ Atlanta	4:05 p.m.	L, 13-41	FOX
Saturday, December 24	@ Los Angeles	1:25 p.m.	W, 22-21	FOX
Sunday, January 1	Seattle	1:25 p.m.		FOX

A select number of games will be "cross-flexed," moving between CBS and FOX to bring potentially under-distributed games to wider audiences. Some of those contests were announced today, while the remainder of "cross-flexed" games will be decided during the season.

"Flexible scheduling" will be used in Weeks 10-15 and 17. Additionally, in Weeks 5-9, flexible scheduling may be used in no more than two weeks. In Weeks 5-15, the schedule lists the games tentatively set for Sunday Night Football on NBC. Only Sunday afternoon games are eligible to be moved to Sunday night, in which case the tentatively scheduled Sunday night game would be moved to an afternoon start time. Flexible scheduling will not be applied to games airing on Thursday, Saturday or Monday nights. A flexible scheduling move would be announced at least 12 days before the game. For Week 17, the Sunday night game will be announced no later than six days prior to January 1. The schedule does not list a Sunday night game in Week 17, but an afternoon game with playoff implications will be moved to that time slot. Flexible scheduling ensures quality matchups in all Sunday time slots in those weeks and gives "surprise" teams a chance to play their way into prime time.

49ERS MEDIA GUIDE CREDITS

Editors:	Bob Lange, Dan Beckler, Mike Chasanoff, Peter Volmut, Sam Drexler
Editorial Assistants:	Roger Hacker, Emily Lucas, Tessa Giammona
Photography:	Terrell Lloyd, Michael Zagaris, Kym Fortino, Associated Press
Historical Photography:	Bill Fox, Jeff Bayer, Frank Rippon, Dennis Desprois, Dave Beronio

Presented by



TABLE OF CONTENTS

ORGANIZATION

2016 Schedule
Table of Contents
Club Directory
Denise DeBartolo York & John York - Co-Chairmen
Jed York - Chief Executive Officer
Trent Baalke - General Manager
Paraag Marathe - Chief Strategy Officer &
Executive Vice President, Football Operations
Al Guido - President
Hannah Gordon - General Counsel
Brano Perkovich - Chief Investment Officer
Scott Sabatino - Chief Financial Officer
Executives & Vice Presidents

LEVI'S® STADIUM

Levi's® Stadium Media Guide

COACHES & FOOTBALL STAFF

Chip Kelly - Head Coach
All-Time 49ers Head Coaching Records
Coaching Staff
Pronunciation Guide
All-Time 49ers Coaches
Coaching Support Staff
Football Executives
Player Personnel
Alumni Relations
Player Engagement
Athletic Trainers
Strength & Conditioning
Equipment Managers
Video Operations
Groundskeepers
Logistics
Communications

PLAYERS

Alphabetical Roster
Player Bios

2015 SEASON REVIEW

2015 Regular Season Statistics
2015 Player Participation
2015 Game-by-Game Starters/Inactives
2015-16 Transactions
2015 Game-by-Game Team Statistics
2015 Game Summaries

RECORDS

Individual Records
Opponent Individual Records
Team Records

POSTSEASON

Postseason History
Individual Postseason Records
Team Postseason Records
Postseason Game Summaries

ALL-TIME RESULTS

49ers Composite Results
1946-49 Schedule & Results
Year-by-Year Results & Statistics
Record vs. Opponents
Primetime Games
Monday Night Football Records
Offensive and Defensive Rankings
Overtime Games
Preseason Results
Home/Away Records
NFC West Standings

HISTORY

Anthony J. Morabito - 49ers Founder
49ers Team Awards
NFL Award Winners
All-Time Player of the Month
All-Time Player of Week
Edward J. DeBartolo Sr. 49ers Hall of Fame
49ers Pro Football Hall of Famers
Retired Jerseys
Pro Bowlers
All-Pros
49ers Trade History
All-Time Roster
All-Time Practice Squad Roster
All-Time Undrafted Rookie Free Agents To Make The Roster
49ers Starters
Historical Highlights
49ers All-Time Presidents & Personnel Directors

DRAFT HISTORY

49ers AAFC Draft (1946-49)
49ers All-Time NFL Draft

TRAINING FACILITY AND BUSINESS OFFICE

SAP PERFORMANCE FACILITY
4949 MARIE P. DEBARTOLO WAY
SANTA CLARA, CA 95054
PHONE: (408) 562-4949

VISA BOX OFFICE

LEVI'S® STADIUM
4900 MARIE P. DEBARTOLO WAY
SANTA CLARA, CA 95054
PHONE: (408) 579-4449

49ERS OFFICIAL WEBSITE

www.49ers.com

49ERS ON INSTAGRAM

@49ers

49ERS ON TWITTER

@49ers
@49ersPR

49ERS ON FACEBOOK

www.facebook.com/SANFRANCISCO49ERS

49ERS ON VINE

@49ers

49ERS ON SNAPCHAT

officialSF49ers

LEVI'S® STADIUM WEBSITE

www.levisstadium.com

LEVI'S® STADIUM ON TWITTER

@LevisStadium

LEVI'S® STADIUM ON INSTAGRAM

@LevisStadium

LEVI'S® STADIUM ON FACEBOOK

www.facebook.com/levisstadium

STADIUM OPERATIONS

LEVI'S® STADIUM
4900 MARIE P. DEBARTOLO WAY
SANTA CLARA, CA 95054
PHONE: (408) 673-2100

COLORS

49ERS RED (PANTONE 187C)
49ERS GOLD (PANTONE 872C METALLIC)

FOUNDED

1946. JOINED NFL IN 1950

Please visit the 49ers media site to find the digital version of the media guide, as well as updated statistics, rosters, transcriptions, audio files and much more at <http://media.49ers.com>.

SAN FRANCISCO 49ERS DIRECTORY

OWNERSHIP

Denise DeBartolo York Co-Chairman
John York Co-Chairman
Jed York Chief Executive Officer
John M. Sobrato Co-Owner
Mark Wan Co-Owner
Gideon Yu Co-Owner

EXECUTIVE MANAGEMENT

Trent Baalke General Manager
Paraag Marathe Chief Strategy Officer & Executive Vice
President, Football Operations
Al Guido President
Hannah Gordon General Counsel
Brano Perkovich Chief Investment Officer
Scott Sabatino Chief Financial Officer
Patty Inglis Executive Vice President

COACHING STAFF

Chip Kelly Head Coach
Curtis Modkins Offensive Coordinator
Jim O'Neil Defensive Coordinator
Derius Swinton II Special Teams Coordinator
Roy Anderson Assistant Defensive Backs
Jerry Azzinaro Defensive Line
Dana Bible Senior Analyst
Bob Bicknell Wide Receivers
Joe Bowden Inside Linebackers
Michael Clay Assistant Special Teams
Ryan Day Quarterbacks
Pat Flaherty Offensive Line
Jeff Hafley Defensive Backs
Mick Lombardi Offensive Quality Control
Tem Lukabu Defensive Quality Control
Jeff Nixon Tight Ends
Kevin O'Connell Special Projects
Vince Oghobaase Assistant Defensive Line
Tom Rathman Running Backs
Jason Tarver Outside Linebackers
Eric Wolford Assistant Offensive Line

COACHING SUPPORT STAFF

Brian Duker Defensive Analyst
Crowley Hanlon Coaching Assistant
Keanon Lowe Offensive Analyst
Bill Naves Special Assistant to the Head Coach

FOOTBALL OPERATIONS

Brian Hampton Director of Football Admin. & Analytics
Steve Wagner Manager of Football Systems
Neil Mayfield Software Developer
Kwesi Adofo-Mensah Football R&D Analyst
Richard Buffum Contract Administrator
Jeff Diamond Salary Cap Analyst
Ryan Cordell Football Operations Coordinator

PLAYER PERSONNEL & SCOUTING

Tom Gamble Assistant General Manager
Mike Williams Director of Pro Personnel
Matt Malaspina Director of College Scouting
Quentus Cumby Assistant Director of Pro Personnel
Ethan Waugh Senior Player Personnel Coordinator
Justin Chabot National Scout
Tariq Ahmad Regional Scout
Reggie Cobb Regional Scout
Chip Flanagan Regional Scout
Darrell Moody Regional Scout
Bob Morris Regional Scout
Kyle O'Dell Regional Scout
Steve Rubio Regional Scout

Josh Williams NFS Scout
A.J. Highsmith Pro Personnel Scout
R.J. Gillen Scouting Assistant
John Stevenson Scouting Assistant
Jacob Nierob Scouting Assistant

FOOTBALL AFFAIRS

Keena Turner Vice President of Football Affairs
Parys Haralson Director of Player Engagement
Guy McIntyre Director of Alumni Relations
Carri Wills Football Affairs Assistant
Earl Smith Team Chaplain
Steve Bono Alumni Coordinator
Dan Bunz Alumni Coordinator
Jesse Sapolu Alumni Coordinator
Eric Wright Alumni Coordinator
Charles Haley 49ers/NFL Hall of Fame Consultant
Dwight Clark 49ers Hall of Fame Consultant

ATHLETIC TRAINING & MEDICAL

Jeff Ferguson Vice President of Football Operations
Manny Rivera Assistant Head Athletic Trainer
Laura Schnettgoecke Assistant Athletic Trainer
Ryan Donahue Rehabilitation Coordinator
Tim McAdams, M.D. Team Physician
William Maloney, M.D. Orthopaedic Surgeon
Gary Fanton, M.D. Orthopaedic Surgeon
Chris Beaulieu, M.D. Radiologist
Joe Leahy, D.C. Chiropractor
Robert Bonahoom, DDS Dentist
Scott Hyver Team Ophthalmologist

STRENGTH & CONDITIONING

Mark Uyeyama Director of Human Performance
Kurt Schmidt Strength, Conditioning & Nutrition Assistant
Brian Johnson Strength & Conditioning Assistant
Taylor Johnson Strength & Conditioning Assistant
David Young Strength & Conditioning Assistant

EQUIPMENT

Steve Urbaniak Equipment Manager
Donovan "Doc" Dressler Assistant Equipment Manager
Jeff Gilbert Assistant Equipment Manager
Robert Lloyd Assistant Equipment Manager

VIDEO OPERATIONS

Michael Bracken Video Operations Manager
William Brown Assistant Manager Video Operations
Bryan Ziebelman Video Operations Assistant

GROUNDKEEPING

Matthew Greiner Senior Manager & Head Groundskeeper
Ryan VerNess Manager, Groundskeeper
Greg Bridges Assistant Groundskeeper

LOGISTICS

Steve Risser Director of Team Logistics
Michael Slap Team Logistics Coordinator

COMMUNICATIONS

Bob Lange Vice President of Communications
Dan Beckler Director of Football Communications
Roger Hacker Director of Corp. Communications
Mike Chasanoff Sr. Manager of Football Communications
Emily Lucas Coordinator of Corporate Communications
Peter Volmut Football Communications Assistant

49ERS STUDIOS

Robert Alberino Jr. VP/Executive Producer
Aron Kennedy Director of Gameday Productions &
Broadcast Operations
Wil Blackwell Director, Production
Meghan Ryan Director, Digital & Social Media
Taylor Price Senior Manager, Digital Content

Joe Legaz Manager of Gameday Entertainment
Ben Cook Manager, Motion Graphics & IPTV Integration
Trey Dillen Technical Operations Manager
Nick Burton Lead Producer
Kimmy Minase Production Coordinator
Rusty Parker Digital Media Coordinator
Joe Fann Team Reporter
Nate Steele Producer
Terrell Lloyd Team Photographer
Kym Fortino Team Photographer
Michael Zagaris Team Photographer

ACCOUNTING & FINANCE

Esther Chi Director of Accounting
Jeff Fong Director of Finance
Don Hutchinson Senior Manager of Financial Reporting
Joan Pires Senior Manager of Payroll
Tyler Redlitz Senior Manager of Finance
Jen Grzenia Senior Manager of Accounting
Chris Steele Accounting Manager
Hasan Khanzada Senior Financial Analyst
Jacob Cosenza Financial Systems Analyst
Ben Lui Staff Accountant
Rosemary Salas Payroll Specialist
Gavin Wong Payroll Specialist
Alex Johnson Accounting Specialist
Heidi Steinebrunner Accounts Payable Specialist
Alyssa Kutz Accounts Payable Specialist
Daniel Noreika Accounting Assistant
Marielle Verano Accounting Assistant

ADMINISTRATION

Angele Cory Director, Office of the CEO
Angela Banister Executive Administrative Assistant
Jackie Brans Executive Administrative Assistant
Nicolette Gilday Executive Administrative Assistant
Brittney Scott Executive Administrative Assistant
Jessica Wallace Executive Administrative Assistant
Kimberly Kupitz Executive Assistant, Legal

BROADCAST PARTNERSHIPS

Bob Sargent Director of Broadcast Partnerships

BUSINESS STRATEGY & ANALYTICS

Moon Javid Director, Business Strategy & Analytics
Steve Chan Manager, Data Analytics
Umesh Johari Senior Manager, Strategy & Analytics
Wade Fuller Business Intelligence Analyst
Demar Amacker CRM Data Analyst
Ben Burdick Analyst, Strategy & Analytics
Amelia Huie CRM Coordinator

COMMUNITY RELATIONS

Joanne Pasternack Vice President & Executive Director
of Community Relations & 49ers Foundation
Stacy McCorkle Director of Community Relations
Brandon Moreno Community Relations Manager
Maggie Cuneo Community Relations Manager
Saya Lindsay Community Relations Specialist

FACILITY SERVICES

Bill Howell Director of Facilities
Raul Sandoval Maintenance Supervisor
Erik Bernal Lozano Custodian
Santiago Garcia Custodian
Jose Vasquez Custodian
Eduardo Sandoval Custodian
Miguel Sandoval Custodian
Rafael Herrera Maintenance Worker
Santiago Higareda Banuelos Maintenance Worker

SAN FRANCISCO 49ERS DIRECTORY

HUMAN RESOURCES

Lisa Thompson.....Director, Human Resources
Harpreet Basran.....Human Resources Manager
Belem Rios.....Human Resources Assistant
Mykela Deranleau.....Human Resources Assistant

LEGAL AFFAIRS

Jihad Beauchman.....Associate General Counsel
Rahul Chandhok.....Director of External Affairs
Jesse Campbell.....Risk Manager

MARKETING

Ben Mayberry.....Director, Creative Services & Brand
Karen Song.....Senior Manager, Digital Marketing
Michael Sun.....Senior Visual Designer
Darci Malone.....Brand Marketing Manager
Roxy Mistry.....Digital Marketing Coordinator

NEW VENTURES

Sean Kundu.....Vice President of New Ventures
Collin Meador.....Investment Associate

SECURITY

Dan Cory.....Vice President of Security
Russell Butler.....Security Director
Mike Anderson.....Director of Team Security
Michael Gonzalez.....Operations Coordinator

TECHNOLOGY

Jim Bartholomew.....Director, Information Technology
Albert Ng.....Manager, Information Technology
John Wallwork.....Information Technology Engineer
Brian Itanen.....Desktop Technician

TICKET OPERATIONS

Jamie Brandt.....VP of Ticketing & Premium Services
& Executive Director of Foster Farms Bowl
Brad Dugan.....Director, Ticket Operations
Trent Bartling.....Manager, Ticket Operations
Prima Patel.....Manager, SBL & Ticket Finance
Marcus Wong.....Manager, Ticket Operations
Meghan Grenier.....Coordinator, Ticket Operations
Sheel Patel.....Ticket Operations Specialist
Nathan Brown.....Ticket Operations Specialist
Christina Pedersen.....Ticket Operations Specialist

YOUTH FOOTBALL

Jared Muela.....Director, Youth Football & Fan Engagement
Tori Willis.....Marketing Program Manager
Tucker Baksa.....Youth Programs Coordinator
Alyssa Kelly.....Youth Programs Coordinator

FORTY NINERS STADIUM MANAGEMENT COMPANY DIRECTORY

ADMINISTRATION

Bernadette Pullon-Garcia.....Executive Admin. Assistant
Mary Pires.....Administrative Engineering Coordinator
Jamie Seiff.....Executive Administrative Assistant

CORPORATE PARTNERSHIPS

Brent Schoeb.....Vice President of Corporate Partnerships
Nikki Hawkins.....Director, Partnership Services
Safia Diab.....Manager, Partnership Services
Mika Lewis.....Manager, Partnership Services
Nate Racela.....Manager, Partnership Services
Cassandra Trujillo.....Manager, Partnership Services
Lindsey Arnold.....Manager, Partnership Services
Kevin Hilton.....Senior Manager, Partnership Sales
Tyson Lamp.....Manager, Partnership Sales
Craig Martin.....Manager, Partnership Sales
Kyla Kajioaka.....Coordinator, Partnership Sales & Services

ENGINEERING

Pat Rogan.....Director of Engineering Operations
Roger Elu.....Chief Engineer
Damon Andrews.....Assistant Chief Engineer
Omar Garcia.....Stationary Engineer
Dan Lee.....Stationary Engineer
Doug Lopez.....Stationary Engineer
Clinton Meyerhoff.....Stationary Engineer
Rick Narayan.....Stationary Engineer
Justin Rhodes.....Stationary Engineer
Chris Scallan.....Stationary Engineer
Scott Sotelo.....Stationary Engineer
Matthew Toman.....Utility Stationary Engineer
Eric Gunsberg.....Apprentice Stationary Engineer
Chucky Robinette.....Apprentice Stationary Engineer

GROUNDKEEPING

Tim Hardman.....Manager, Groundskeeping
Colby Garlick.....Groundskeeper
Kristian Garza.....Groundskeeper

GUEST SERVICES

Kieran Nulty.....Director of Guest Services
Jordan Cox.....Senior Manager, Guest Services
Samantha Fallon.....Workforce Coordinator
Ashley Vind.....Uniform & Services Coordinator

MUSEUM

Jesse Lovejoy.....Director, STEM Education &
49ers Museum
Matt Van Dixon.....Senior Manager, STEM Education
Beth Atlas.....Senior Coordinator, 49ers Museum
Missy Morrill.....Museum Operations Specialist
Sofy Navarro.....Coordinator, STEM Education
Josiah Rodriguez.....Senior STEM Educator, Instruction
Matt Hovik.....Senior STEM Educator,
Instruction Development
Monique Smith.....Museum Lead Educator
Bronwen Phillips.....Museum Lead Educator

PREMIUM SALES

Paul Epstein.....Director of Sales & Business Development
Nana Yaw.....Senior Manager, Premium Sales
Jose Martinez.....Premium Sales Consultant
Raymond Tioseco.....Premium Sales Consultant
Andrew Zamarrapa.....Premium Sales Consultant
Alexis Pinson.....Sales Coordinator
Cameron O'Toole.....Account Executive, Premium Sales
Michael Arredondo.....Account Executive, Stadium Sales
Stephen Crowell.....Account Executive, Stadium Sales
Reece Oliver.....Account Executive, Stadium Sales
Craig Sargent.....Account Executive, Stadium Sales
Christian Trigg.....Account Executive, Stadium Sales
Courtney Considine.....Account Executive, Stadium Sales

PREMIUM SERVICE

Dustin Albertson.....Director, Premium Services
Kathy Revelo.....Senior Manager, Premium Services
Brandon Lohmann.....Manager, Premium Member Services
Sarah Cardon.....Suite Member Services Rep.
Judy Quinata.....Suite Member Services Rep.
Krista Cullen.....Premium Member Services Rep.
Ryan Scarlett.....Premium Member Services Rep.
Meagan Schreiner.....Premium Member Services Rep.
Hillary Wallach.....Premium Member Services Rep.

SECURITY

Lou Pezzola.....Security Director
John Glischinski.....Senior Security Manager
George Sams.....Security Systems Coordinator
Bob Guillermo.....Security Coordinator
Gregory Hart.....Security Coordinator
Alonzo Martin.....Security Coordinator
Thomas Wong.....Security Coordinator
Dario Montenegro.....Security
Stephen Nemeth.....Security

SPECIAL EVENTS SALES & SERVICE

Jarrod Silva.....Special Events Sales Representative
Hilary Barlesi.....Special Events Sales Representative
Louie Garza.....Special Events Sales Representative
Lauren Hall.....Event Planner
Catherine Pearson.....Event Planner
Cicely Nash.....Event Planner

STADIUM OPERATIONS & LOGISTICS

Jim Mercurio.....Vice President, Stadium Operations &
General Manager
Craig Graber.....Director, Stadium & Event Operations
Julian Sakti.....Director, Stadium Operations Logistics
Nelson Ferreira.....Director, Technical Operations
Dale Moul.....Senior Manager, Special Event Operations
Shaun Ram.....Senior Manager, Stadium Logistics
Tony Vroman.....Senior Manager, Stadium Operations
Eve Alvarenga.....Stadium Operations, Sytems &
Reporting Manager
Bob Mallamo.....Locker Room Manager
Alicia Pratt.....Stadium Operations Project Manager
Cameron Lacson.....Manager, Stadium Logistics
Logan Irons.....Manager, Stadium Operations
Greg Shore.....Manager, Stadium & Event Operations
Josh Small.....Audio/Visual Coordinator
James Summers II.....Audio/Visual Coordinator
Dominic Roja.....Loading Dock Coordinator
Daniel Carvajal.....Logistics Coordinator
Vincent Sotto.....Logistics Coordinator
Vincent Carstens.....Stadium & Special Event Coordinator
Analisa Robles.....Stadium Operations Coordinator
Roberto Benavides.....Warehouse Coordinator
Doug Purdy.....Stadium Operations Staff

TOURS

Matt Crowell.....Sr. Manager, Experience Sales & Service
Alex Carreon.....Manager, Experience Service & Planning
Katie Heldreth.....Account Executive, Stadium Sales
Harrison Clark.....Account Executive, Stadium Sales
Parker Christian.....Account Executive, Stadium Sales



DENISE DEBARTOLO YORK & JOHN YORK

CO-CHAIRMEN

Denise and John York bring long and distinguished careers in sports and business to their roles as Co-Chairmen of the San Francisco 49ers, where they combine their passion for building a championship team with their commitment to being the best possible business partners and community citizens.

A THIRTY-NINE YEAR LEGACY IN BUSINESS AND PRO SPORTS

Since Denise's father, Edward J. DeBartolo Sr., purchased the 49ers in 1977, she has been an integral part of nearly four decades of 49ers football, including 44 playoff contests and five Super Bowl victories. Earlier in her career, Denise served as President of the Pittsburgh Penguins hockey team. Under her leadership, the Penguins were revitalized and transformed into a championship team, winning the Stanley Cup. She is one of only 12 women to have her name engraved on hockey's famed championship trophy.

A successful entrepreneur, John spent years as Senior Vice President/Director of Racing Operations for the DeBartolo Corporation, instituting programs designed to enhance the fan experience and raise the profile of thoroughbred horse racing. John, a noted pathologist, began his business career in 1982 as founder of DeYor Laboratories in Youngstown, Ohio. From three employees, he molded the company into a 500-person operation with facilities in three states before selling the company to Corning, Inc., in 1993.

As co-chairs of the 49ers, Denise and John provide the resources and guidance to uphold the 49ers celebrated history and oversee the team's relationship with the Commissioner of the National Football League and other team owners.



TAKING A LEADERSHIP ROLE IN THE NFL

Denise and John's dedication to the sport of football extends to the top levels of the NFL.

Denise is an active member of the Pro Football Hall of Fame Committee, where she helps to oversee the League's ongoing support of the museum that pays tribute to the triumphs of professional football's greatest stars, including 17 legendary members of the San Francisco 49ers.

John is Chairman of the NFL's Health & Safety Advisory Committee, which was established in 2011. He is also a member of both the League's Audit and International committees, the latter of which he previously served as Chairman. Under his leadership, the 49ers became the first team to play a regular season game outside the borders of the United States, taking on the Arizona Cardinals in front of 100,000 fans at Azteca Stadium in Mexico City. Under his direction, the League expanded its presence abroad with regular season games at Wembley Stadium in London, England. San Francisco has played in London's Wembley Stadium twice in the last five years, defeating the Denver Broncos in 2010 and the Jacksonville Jaguars in 2013.

CELEBRATING THE TEAM'S LEGENDARY HISTORY

Denise and John have played a pivotal role in fostering tremendous relationships with former players and coaches to help celebrate six monumental decades of 49ers football. Over the past decade, Denise and John have brought back every Hall of Fame enshrinee from the 49ers to be honored for their tremendous contributions to Bay Area sports.

Levi's Stadium opened in 2014 with one of the premiere features of the venue being the 49ers Museum presented by Sony, which houses the Edward J. DeBartolo Sr. 49ers Hall of Fame. The two-level, 20,000 square foot space is dedicated to showcasing the past, present and future of the 49ers organization and its commitment to education and innovation.

Under the guidance of Denise and John, the team hosts its annual alumni weekend event to give all players who have donned the red and gold throughout the team's history a chance to catch up with old friends. They have also worked with players like Joe Montana, Steve Young and Dwight Clark, and the members of the 1981 49ers defense to re-enact and commemorate some of the team's most famous plays such as "The Catch" and the goal line stand that propelled the team to its first Super Bowl victory. As the team said goodbye to Candlestick Park in 2013, the 49ers commemorated many great memories by honoring the Top 10 moments in the storied history of the venue by welcoming back the alumni who helped make them all possible.

ENHANCING THE FAN EXPERIENCE

Denise and John are dedicated to embracing the passion of 49ers fans everywhere. They are committed to giving fans an opportunity to experience the excitement of 49ers football year-round. From the 49ers Foundation's annual Winter Fest fundraiser in Lake Tahoe, to Pasta Bowl in Santa Clara each summer, they have made it their mission to embrace the fans as family.

Levi's Stadium is the culmination of their vision to create an unparalleled game day experience for 49ers fans. The venue not only provides fans the ultimate place to enjoy 49ers football, but it also plays host to a number of world-class sports and entertainment events throughout the year. Through the integration of innovative technology, sustainable practices and ground-breaking design elements, Levi's Stadium accurately reflects the best of the Bay Area while bringing fans closer to the game.

Visitors to Levi's Stadium immediately notice wider, open concourses that look back into the lower bowl so you don't miss a minute of the action while waiting for food. A significant increase in the number points of sale for concessions and merchandise and in the number of restrooms was done to limit congestion. From their seats, visitors can marvel at more than 19,000 square-feet of video board space, while using the Levi's Stadium App to order food, beverages and merchandise or to watch replays of the action on the field in real-time. Those who visit the NRG Solar Terrace on the roof of the stadium's suite tower are treated to unbelievable views, while being shaded by 49 solar panel arrays that helped make the venue the first stadium home to an NFL team to open with LEED Gold certification.

Levi's Stadium features three signature locations - The 49ers Museum presented by Sony, Michael Mina's Bourbon Steak and Bourbon Pub restaurants, and the 49ers Team Store. Packaged with the venue's public tours and its special events program, these elements make Levi's Stadium a year-round destination.

Levi's Stadium has already garnered international recognition having earned the prestigious honor of Sports Business Journal's 2015 Sports Facility of the Year and the Sports Venue of the Year at The 2015 Stadium Business Awards in Barcelona, Spain. The venue has also received several recognitions from the sustainability industry for its environmentally friendly design and operations plan that was mandated by the York family.

MAKING A DIFFERENCE IN THE LIVES OF OTHERS

Under the leadership of Denise and John, the team's community outreach programs and 49ers Foundation have grown tremendously and are recognized among the most impactful in all of professional sports. In recognition of their tremendous commitment to philanthropy, the San Francisco 49ers were named Beyond Sport's 2015 Sport Team of the Year for Outstanding Philanthropic Sports Organization and were the 2013 winners of the prestigious Robert Wood Johnson Foundation Steve Patterson Award for Sports Philanthropy. They were also two-time finalists for the ESPN Sports Humanitarian Team of the Year (2015 & 2016) and supported WR Anquan Boldin in his successful 2015 campaign for the Walter Payton Man of the Year Award.

The 49ers Foundation is the non-profit community funding extension of the San Francisco 49ers. Now in its 25th year, the 49ers Foundation supports development programs for underserved youth that keep them "Safe, On Track, and In School." Since 1992, the Foundation has donated \$35.6 million to support non-profits, contributing \$4 million in 2015, including a \$1 million gift to support the 49ers STEM Leadership Institute in cooperation with Chevron, the Santa Clara Unified School District and the Silicon Valley Education Foundation and the ground-breaking on the \$1 million Fab Lab Santa Clara. Each of the last five years, 100 percent of players participated in one-or-more community programs and were joined by ownership, coaching staff, executives or their families at most of these events.

The 49ers ongoing efforts to promote education took significant steps forward in 2014 as Denise and John launched two new educational initiatives designed to make a long-lasting impact for youth throughout the Bay Area and especially in Santa Clara. The 49ers STEM Education Program - housed at the Denise DeBartolo York Education Center at Levi's Stadium - provides learning platforms that connect, inspire and engage 60,000 K-8 Santa Clara and greater Bay Area students annually. The 49ers innovative program taps into a passion point for youth by using football as a platform for teaching content-rich lessons in STEAM (Science, Technology, Engineering, Art, and Mathematics), ingraining valuable life skills and encouraging physical activity.

The first professional sports organization to embrace the STEAM learning concepts for youth and provide on-site free programming, the 49ers STEM Education Program continuously evolves to enhance the student experience. By integrating innovative concepts that support classroom learning in the community and beyond, the 49ers are committed to remaining an industry leader in STEAM education.

Deploying a multi-faceted approach, in 2014 the San Francisco 49ers launched the 49ers STEM Leadership Institute (SLI), a collaborative education venture with 60 high-achieving 7th graders at the Chevron STEMZONE at Cabrillo Middle School in Santa Clara, Calif. The six-year program exposes students to a rigorous curriculum of science, technology, engineering and math, strengthening their skills to prepare them for eventual entry to top-tier colleges in STEM fields and STEM careers. In fall 2016, the program - currently serving 120 students - will expand to Santa Clara High School (SCHS) and, at full capacity in 2019, will serve 350 students from 7th through 12th grade.

In recognition of their community involvement, the couple has been honored with a number of accolades including the Children Discovery Museum's Legacy for Children Award, City Year's Service Leadership Award, Silicon Valley Exemplary Community Leadership Award by Silicon Valley FACES, Outstanding Corporate Philanthropy Award at the Catholic Charities/Catholic Youth Organization's Loaves and Fishes Dinner, and inclusion on the Top Corporate Philanthropists list for the San Jose/Silicon Valley Business Journal.

The couple's passion for community involvement extends beyond the Bay Area as well. John has been honored with Loyola University's Stritch Medal - the highest honor awarded by the school - for his ongoing contributions to his alma mater. Denise and John were honored with the Youngstown Hearing and Speech Center's Great Communicators Award in recognition of their philanthropic leadership. The couple continues to support the Boys and Girls Club of Youngstown, Making Kids Count and the Mahoning Valley United Way, while also being intimately involved with the Edward J. DeBartolo Sr. Memorial Scholarship Foundation, which awards college scholarships to deserving Youngstown area high school seniors.

Denise continues to provide mentoring and tuition assistance for at-risk youth throughout all levels of education. She also works with the local food bank and supports Rescue Mission, Akron Children's Hospital Mahoning Valley, Beatitude House, Youngstown Neighborhood Development, YWCA Scholarship Program, Women in Entrepreneurship Program at Youngstown Business Incubator and made a substantial contribution to the new Youngstown State University Veteran's Resource Center. Denise is also passionate about cancer related causes, including The Serenity Garden at the Joanie Abdu Comprehensive Breast Care Center and the A Way With Words Foundation.

PUTTING FAMILY FIRST

Though Denise and John have accomplished much in their professional careers, they first define themselves as husband, wife and parents.

Their eldest son, Jed, now carries on the family's legacy -- begun by his grandfather Edward J. DeBartolo Sr., his Uncle Eddie DeBartolo Jr. and his parents -- by serving as CEO of the 49ers. Their son, Tony, is currently an entrepreneur in the high-tech industry in the Bay Area, and is involved with support programs for incarcerated juveniles alongside team pastor Earl Smith. Their twin daughters, Jenna and Mara are pursuing careers in oenology in the Napa Valley. All of the York children share their parents' passion for community service and are very active in the 49ers Foundation. Denise and John, have two grandchildren, Jaxon and Brixton, the sons of Jed and his wife, Danielle.





JED YORK

CHIEF EXECUTIVE OFFICER

12TH NFL SEASON

12TH WITH 49ERS

BUILDING A CHAMPIONSHIP TEAM

As chief executive officer of the San Francisco 49ers, Jed York oversees all aspects of the organization. Now in his seventh year as CEO, York has been a driving force behind the 49ers recent success on and off the field. York recognizes and shares the ongoing passion of the team's faithful fans.

During York's tenure, the team has experienced great success having won two NFC West Division titles, advanced to three consecutive NFC Championship Games and a Super Bowl. His strong leadership was also instrumental in providing the team and its fans a state-of-the-art new home a year ahead of schedule. On April 19, 2012, the Santa Clara Stadium Authority broke ground on Levi's Stadium and enlisted the 49ers to manage the construction process which achieved a ribbon cutting just two years later.

Designed to set a new standard for the stadium experience, Levi's Stadium has become known as one of the iconic sports and entertainment venues in the world. The building has already garnered international acclaim having been named 2015 Sports Venue of the Year by the Sports Business Journal and Venue of the Year at the 2015 Stadium Business Awards in Barcelona, Spain. In just its first two years of operation, Levi's Stadium has already successfully hosted Super Bowl 50, Wrestlemania 31, and Copa America Centenario, among a host of other world-class sports and entertainment events.

RECOGNIZING THE 49ERS FAITHFUL

A 49ers fan since birth, York recognizes that the success of the 49ers hinges on the team's faithful fans, and he is committed to honoring them for their passion and enthusiasm. Most recently, York recognized the unique opportunities Levi's Stadium presented the team and its fans, and he directed the organization to capitalize.

From the time Levi's Stadium was just a concept, creating the ultimate game day experience for 49ers fans was at the core of the York family's vision. The unique approach taken to designing the venue and bringing that vision to life incorporated one of the Bay Area's most notable natural resources - innovative technology. As York has repeatedly stated, Levi's Stadium may not be the biggest stadium, but it will be the smartest.

With technology woven into its backbone, the building not only allows visitors to customize their own individual experience through the use of the Levi's Stadium App, but it is also able to seamlessly evolve throughout the decades to come. In addition to groundbreaking design elements that bring fans closer to the game, the venue is a showcase for the region's sustainable efforts and world-class wine and cuisine. Fans have also come to recognize Levi's Stadium as a year-round destination that features a restaurant headlined by an award-winning chef and a museum dedicated to honoring the team's storied history, while also using football as a means to educate Bay Area youth.

Under York's leadership, the team established the Edward J. DeBartolo, Sr. 49ers Hall of Fame in 2009, to commemorate the significant accomplishments of some of the team's biggest stars and key contributors. Named for his grandfather and the beloved patriarch of the 49ers, the Hall of Fame automatically inducted those 49ers greats that have either had their jersey numbers retired by the team or have been inducted into the Pro Football Hall of Fame. York, shortly thereafter, announced the Hall of Fame's inaugural inductee, his uncle, Edward J. DeBartolo, Jr., who was enshrined during the 2009 season. The 49ers Hall of Fame now has a home inside the new 49ers Museum presented by Sony at Levi's Stadium.

Also located inside the 49ers Museum is the Denise DeBartolo York Education Center, which provides learning platforms that connect, inspire and engage 60,000 K-8 Santa Clara and greater Bay Area students annually. Featuring content-rich lessons in science, technology, engineering and mathematics, the center will be highly interactive as it promotes physical activity and valuable life skills.

CARRYING ON THE FAMILY'S LEGACY

York's roots with the 49ers run deep. He is the oldest child of Denise and John York, the co-chairmen of the team. York's uncle and godfather, Eddie DeBartolo, also known to fans as "Mr. D", has long served as a mentor.

York began his career as a financial analyst at Guggenheim Partners, a diversified financial services firm. He worked in the firm's New York office in several areas, including private wealth management, hedge funds risk analysis, and collateralized debt obligations.

Born and raised in Youngstown, OH, York was a student athlete at Cardinal Mooney High School where he was captain of the baseball team as well as student body president. After high school, York decided to carry on a family tradition by attending the University of Notre Dame, where he earned a degree in both finance and history. York was a member of Phi Alpha Theta, the National History Honors Society.

York credits his parents, his uncle Eddie, and his grandfather Edward DeBartolo, Sr. as being positive role models and for teaching him character values such as integrity, a strong work ethic, and respect for others. He is pleased to carry on his family's commitment to community by serving as a board member at Tipping Point Community, the Common Wealth Club, Bay Area Council, Silicon Valley Leadership Group, and the Council on Foreign Relations.

Besides his tremendous passion for the 49ers, York enjoys traveling, fishing, and playing cards, which he learned from his grandfather.

Jed lives in the Bay Area with his wife, Danielle, and two sons, Jaxon and Brixton.





TRENT BAALKE

GENERAL MANAGER

19TH NFL SEASON

12TH WITH 49ERS

A veteran of 19 NFL seasons, Trent Baalke enters his 12th year with the 49ers and his sixth as the team's general manager.

During Baalke's tenure, the 49ers have appeared in three consecutive NFC Championship Games (2011-13) and Super Bowl XLVII, while tallying a 5-3 postseason record. The 2011 NFL Executive of the Year, as selected by Pro Football Weekly and the Pro Football Writers of America, earned the honor in just his first season as the 49ers general manager.

Since 2010, the year Baalke began to oversee all player acquisitions as the team's vice president of player personnel, the 49ers draft and free agent classes have produced significant returns. In that span, six of the players acquired have accounted for nine All-Pro selections, while eight of those players have earned Pro Bowl honors. In all, the 49ers have produced 24 All-Pro selections and 35 Pro Bowl acknowledgements since 2010.

At the completion of the 2015 season, 51 players acquired under Baalke's direction remained on the 49ers active roster. Among that group were 25 draft picks, including 13 regular starters and five key contributors. Under Baalke's watch, the 49ers have selected 69 players in the last seven drafts. Of those drafted players, 41 entered training camp with the team in 2016, and 21 have already logged starts for the team.

Focused on maintaining a strong core of veteran players to provide experience and leadership, Baalke has extended the contracts of a number of 49ers over the last five years, including All-Pros LB NaVorro Bowman and T Joe Staley, TE Garrett Celek, DT Quinton Dial and QB Colin Kaepernick.

Under Baalke's direction, the 49ers organization has gone to great lengths to provide its players and coaches with all the resources necessary for sustained success in the NFL. In recent years the team has made significant improvements to its practice facility, including the renovation of the coaches offices and meeting rooms, brand new practice fields and a new strength and conditioning facility. With the arrival of Levi's Stadium, the team now has year-round use of a spacious new locker room and state-of-the-art training room and rehabilitation facility.

Prior to his promotion to vice president of player personnel, Baalke was the 49ers director of player personnel from 2008-09, where he oversaw both the college and pro personnel departments. He first joined the franchise in 2005 as the team's western region scout, a position he held through 2007.

Baalke spent four years as a member of the Washington Redskins scouting staff, serving as the college scouting coordinator in his final season. From 2001-03, he served as Washington's national scout and traveled throughout the country in search of rising talent. Before joining the Redskins, Baalke spent three seasons (1998-00) as a scout with the New York Jets.

From 1990-95, Baalke held the position of defensive line/strength and conditioning coach at South Dakota State. In that role, he helped promote players such as former Pro Bowl guard Adam Timmerman and current NFL kicker Adam Vinatieri to NFL scouts. Baalke then spent time as the athletic director at Shanley High School in Fargo, ND, before moving on to the Jets.

Baalke began his coaching career as a graduate assistant defensive line coach at North Dakota State in 1989. The team finished with a 14-0 record and a Division II National Championship.

A double major at Bemidji State (MN), Baalke received his bachelor's degree in health and physical education. He went on to earn his master's degree in secondary education and sports administration while coaching at North Dakota State. Baalke played outside linebacker and was an All-Northern Sun Conference and All-Midwest Region honoree at Bemidji.

Trent and his wife, Beth, have two daughters, Katy and Cassie.



PARAAG MARATHE

CHIEF STRATEGY OFFICER &
EXECUTIVE VICE PRESIDENT, FOOTBALL OPERATIONS

16TH NFL SEASON

16TH WITH 49ERS

Paraag Marathe (puh-rawg, muh-RAH-tay) is in his 16th year with the 49ers, and first as chief strategy officer and executive vice president of football operations. Marathe is also a managing partner in the investment entity created by the York Family.

On the team side, Marathe reports directly to 49ers CEO Jed York and has a significant role in major strategic decisions for the club as chief strategy officer. He also continues in his long-respected role as the team's chief contract negotiator and salary cap architect, while overseeing the team's football analytics department.

As part of the 49ers York family's investment entity, Marathe has already led a number of transactions as the team looks for investment opportunities in and out of sports to expand the 49ers brand. In 2015, Marathe was selected as a member of the *Sports Business Journal's* Forty Under 40 class.

While serving as team President for two years (2014-15) and chief operating officer for four years (2010-13), Marathe helped bring to life the vision of an unparalleled fan experience at Levi's Stadium. The vision was to be a physical representation of all that is special about the Bay Area, in particular its innovative technology, sustainability, and culture. Levi's Stadium features several elements that accomplish those goals, including the 49ers Museum presented by Sony, Michael Mina's world-class restaurants - Bourbon Steak and Bourbon Pub, television and radio production studios, the flagship 49ers Team Store, a 27,000 square foot green roof and the Levi's Stadium mobile app that allows fans to personalize their visit to the venue. Marathe played a critical role on the small team that founded and incubated VenueNext, a company whose vision is to use technology to set a new standard for the live event experience.

In addition to 49ers games, the venue has hosted a myriad of non-NFL events such as Super Bowl 50, WrestleMania 31, the 2015 NHL Stadium Series, multiple PAC 12 Championship Games, the Foster Farms Bowl, concerts, and international soccer. Under Marathe's leadership, the stadium garnered industry acclaim, most notably the prestigious honor of *Sports Business Journal* 2015 Sports Facility of the Year and Venue of the Year at the 2015 Stadium Business Awards in Barcelona, Spain.

Marathe also holds a significant leadership position on the football side. He is responsible for the 49ers compliance with the NFL's collective bargaining agreement and works alongside general manager Trent Baalke and head coach Chip Kelly on all aspects of the club's football operations.

Marathe has played an integral role in helping the 49ers maintain a solid veteran nucleus, negotiating contract extensions in recent years with a number of key players, including QB Colin Kaepernick, TE Garrett Celek, DT Quinton Dial, DT Glenn Dorsey, QB Blaine Gabbert and All-Pros LB NaVorro Bowman and T Joe Staley. Additionally, Marathe's work during free agency has helped to land accomplished veteran players, such as S Antoine Bethea, K Phil Dawson and WR Torrey Smith. Over the years, Marathe has consistently kept the club in a competitive salary cap position.

Prior to being named team President, Marathe spent several seasons as the team's COO. Under his direction, the 49ers experienced tremendous progress off the field, with the construction of Levi's Stadium being the focal point of the club's efforts. His leadership has proven integral to the club's short-term and long-term business strategy, as he set the vision and hired many of the current executive team members, while the club transitioned from Candlestick Park to Levi's Stadium.

Prior to joining the 49ers, Marathe spent several years at management consulting firm Bain & Company, as a Senior Associate Consultant, where he advised clients in a variety of industries including private equity, venture capital, software, retail, sports footwear, consumer products, and health clubs. Before that, Marathe worked in the sports consulting group at the International Management Group (IMG), where he concentrated primarily on stadium naming rights deals, corporate sponsorships, and athlete endorsements.

A native of Saratoga, CA, Marathe's passion for the 49ers was instilled at a very young age. As an avid Bay Area sports fan, he has rarely missed any 49ers games since he was six years old. Marathe's Bay Area roots run deep, having received his bachelor's degree with high honors from the Haas School of Business at the University of California-Berkeley and his MBA from Stanford University's Graduate School of Business.

Marathe, his wife, Jennifer, and daughter, Juniper, live in Los Altos, CA.



AL GUIDO

PRESIDENT

10TH NFL SEASON

3RD WITH 49ERS

Al Guido was named President of the San Francisco 49ers on February 15, 2016. Guido oversees all key business initiatives for the team.

Prior to being named President, Guido served as the team's chief operating officer from 2014-16. Under his direction, the construction and year-one operations of Levi's Stadium exceeded all projections - finishing under budget on construction, with lower public debt than expected, delivering \$2.8 million to the City of Santa Clara general fund from non-event revenue in just the first eight months of operations, and fully funding reserve cash balances for the Santa Clara Stadium Authority.

Levi's Stadium has proven itself as a 360 degree entertainment venue in its first two years under Guido's leadership. The venue has hosted Super Bowl 50, Wrestlemania 31, Major League Soccer, multiple Pac-12 Championship Football games, International Soccer giants Manchester United and Barcelona, Taylor Swift, Kenny Chesney, The Grateful Dead, and NHL Outdoor Classic. This summer the stadium will play host to the largest soccer tournament on U.S. soil since the World Cup with the Copa America Centenario and will host the prestigious College Football National Championship Game in 2019.

Guido led the sales team that made the stadium a reality, highlighted by the record-setting Stadium Builders License sales campaign for the stadium's seats and suites that generated nearly half of the \$1.2 billion construction cost of the stadium. The team has signed more than a dozen partners investing seven-figures annually for 10 years, including Levi's Stadium naming rights at \$220 million, with more than \$650 million in corporate partnership investment.

Creating a technologically enhanced game day experience that is influencing sports venues across North America and around the world, the strategy for Levi's Stadium developed by Guido and the 49ers executive management team has already garnered international recognition, most notably the *Sports Business Journal* 2015 Sports Facility of the Year and Venue of the Year at the 2015 Stadium Business Awards in Barcelona, Spain.

Prior to being elevated to his former role as chief operating officer in 2014, Guido worked on behalf of the 49ers and the Santa Clara Stadium Authority as the senior vice president of global sales for Legends beginning in 2010. In that capacity, he led a suite and SBL sales initiative for Levi's Stadium that achieved record-setting results by totaling more than \$530 million.

Before joining Legends, Guido served as sales manager for the Dallas Cowboys. In that role, he managed the premium seat department for Cowboys Stadium (now AT&T Stadium) that broke industry records for PSL sales totaling over \$600 million.

Guido joined the Cowboys after having served as the senior director of ticket sales for the Phoenix Coyotes of the National Hockey League. During his term, the Coyotes achieved the first revenue increases in the 10-year history of the franchise and finished in the top five in the NHL for new business sales.

A native of Washington Township, NJ, Guido began his career in the sports and entertainment industry with Comcast-Spectacor, owner and operator of the NBA's Philadelphia 76ers, NHL's Philadelphia Flyers, AHL's Philadelphia Phantoms, Comcast SportsNet and the Wachovia Complex. Guido later served as director of business development for the Lakewood Blueclaws (a minor-league affiliate of the Philadelphia Phillies).

A Board Member of City Year San Jose/Silicon Valley, a contributor to the Navy Seal Foundation, Board Member of the Coach K/ Fuqua School of Business, Guido received his bachelor of business administration from the College of New Jersey, where he played wide receiver for the school's football program. In 2016, Guido was named to the Forty Under 40 list by both the *Sports Business Journal* and the *San Francisco Business Times*, for demonstrating industry excellence and innovation early in his career. He and his wife, Thea, have three daughters, Estella, Sloane and Tatum.



HANNAH GORDON

GENERAL COUNSEL

8TH NFL SEASON

6TH WITH 49ERS

Hannah Gordon is entering her sixth season with the 49ers and first as general counsel.

In her role, Gordon leads the legal department of the 49ers, including overseeing external affairs and risk management. She advises on all legal issues involving both the football team and Levi's Stadium. She worked with the NFL and Host Committee on Super Bowl 50, as well as on a number of other events at the stadium from Beyonce and The Grateful Dead to re-structuring the Foster Farms Bowl and its broadcasting agreement to the upcoming 2019 College Football Playoff National Championship. In addition to counseling the team, Gordon serves as the Secretary of the 49ers Foundation. She was also nominated by the NFL to hear appeals as a member of the panel that administers the NFL Player Tuition Assistance Plan and the NFL Severance Pay Plan.

Gordon joined the 49ers in 2011 as its director of legal affairs, a role she held for four seasons, before becoming the vice president of legal and government affairs in 2015. Gordon came to the 49ers from the NFL Management Council where she worked on NFL player contracts, salary cap compliance, the 2011 NFL collective bargaining agreement, and labor issues, including the 2011 lockout. Prior to the NFL, Gordon practiced at Latham & Watkins LLP.

In 2015, Gordon was named to the Legal 50's GC Powerlist - U.S. Rising Stars.

Gordon holds a B.A. from UCLA and a J.D. from Stanford, where she has served as a Lecturer In Law.



BRANO PERKOVICH

CHIEF INVESTMENT OFFICER

3RD NFL SEASON

3RD WITH 49ERS

Brano Perkovich is in his first season as the San Francisco 49ers chief investment officer. Perkovich previously served as an executive vice president with the 49ers and a managing partner at Aurum Partners LLC, the family office fund affiliated with the owners of the San Francisco 49ers.

Perkovich focuses on new strategic business initiatives and early stage and growth equity investment opportunities in sports, technology and strategically adjacent consumer markets where the portfolio companies can leverage the 49ers access and network to help drive product adoption and accelerate growth.

Before joining the 49ers, Perkovich was a technology investment banker in Menlo Park and London where he advised technology clients on a variety of corporate financing and strategic advisory transactions. He completed numerous M&A, private and public equity and debt transactions with \$15-plus billion in aggregate value.

Perkovich also spent several years with the Boston Consulting Group in Chicago, working on corporate strategy and business development assignments for Fortune 500 companies.

Perkovich holds a B.S. in electrical engineering and computer science from the University of California at Berkeley and an MBA from Stanford Business School.

Originally from Bosnia, Perkovich lives with his wife, Melissa, and their daughter, Katarina, in Atherton, CA.



SCOTT SABATINO

CHIEF FINANCIAL OFFICER

7TH NFL SEASON

7TH WITH 49ERS

Scott Sabatino is the chief financial officer for the 49ers. He is responsible for management of the financial operations of the team and stadium-related entities, as well as the team's human resources and information technology functions. Sabatino was a key member of the group that secured the initial and long-term financing for Levi's Stadium.

Sabatino joined the 49ers in 2010 after serving as the associate commissioner of business & finance for the Pac-10 Conference for over three years. Prior to the Pac-10, he spent 11 years with the East Coast Hockey League (ECHL), a developmental league for the NHL based in Princeton, NJ, where he served as the league's EVP/COO. In 2015, Sabatino was inducted into the ECHL Hall of Fame.

Sabatino began his career with Coopers & Lybrand's audit practice in Boston where he became a CPA. He earned a B.S. in accounting from Northeastern University and a M.S. in sport management from the University of Massachusetts.

Sabatino resides in San Francisco, CA with his wife, Elaine.



ROBERT ALBERINO JR.

VICE PRESIDENT / EXECUTIVE PRODUCER

20TH NFL SEASON

4TH WITH 49ERS

Robert Alberino is in his fourth season as the team's vice president/executive producer. He oversees all marketing, creative and design, fan engagement, youth football, as well as the team's in-house production division, 49ers Studios. Alberino leads a team tasked with creating all multimedia and broadcasts across the team's various platforms (television, stadium entertainment and web). He also oversees all social media and new media for the franchise.

Before Alberino's arrival in 2013, he served as the vice president of media and marketing for the Kansas City Chiefs (2010-13). His production division, 65 Toss Power Trap Productions, garnered the most broadcast and event-production accolades in Chiefs history while taking Arrowhead Stadium to league leaders in fan engagement and entertainment.

Prior to that, Alberino spent 14 seasons with the Philadelphia Eagles (1997-2010). During his time with Philadelphia, Alberino created the Eagles Television Network, which he pioneered in his first year with the team. As the vice president of broadcasting, from 2006-10, the Eagles and ETN garnered regional and national notoriety for its productions and innovation for in-house creative work.

Alberino was a filmmaker for NFL Films (1995-97) where he served as a writer/director for HBO's Award-winning program, "Inside the NFL" while working with iconic American filmmaker, Steve Sabol. Alberino has also been awarded a total of 61 Emmy's including nine Awards for Best Director in his 21 years in the NFL.

Alberino also worked as a producer in Pittsburgh, PA for a production company as well as several television and radio stations in Pennsylvania and Connecticut.

In 2012, Alberino was honorary enlisted in the United States Army as a Specialist for his work with multiple bases and the 56th Theater Information Operations Group. He continues to pay forward the honor by working alongside the Army as well as all branches of the military.

Alberino graduated from Duquesne University in 1992. He and his wife, Lisa, have three children, Jordan, Angelina and Stella GiGi.



JAMIE BRANDT

VICE PRESIDENT OF TICKETING & PREMIUM SERVICES &
EXECUTIVE DIRECTOR OF FOSTER FARMS BOWL

19TH NFL SEASON

9TH WITH 49ERS

Jamie Brandt joined the 49ers in 2008 and now serves as the team's vice president of ticketing and premium services. Brandt oversees all aspects of ticketing and service to the 49ers suite, club, and reserved member accounts. In his career, he has been part of four new stadium project and openings: Levi's Stadium (Santa Clara, CA); University of Phoenix Stadium (Glendale, AZ); Raymond James Stadium (Tampa, FL); Amalie Arena (Tampa, FL).

In 2016, Brandt was named the executive director of the Foster Farms Bowl. The bowl game features teams from two of college football's 'Power 5' conferences and, since its inception in 2002, has attracted some of college football's most iconic programs, including Florida State, Miami [FL], UCLA, Cal, Arizona State, and Washington among others.

Brandt, who joined the 49ers as the director of ticket sales and service, was instrumental in initially establishing the sales and service culture within the organization upon his arrival in 2008. One of his most important tasks was to methodically construct a team of dedicated sales and service professionals focused on growing and maintaining the 49ers ticket-buying fan base.

In 2012, in his role as the 49ers vice president of ticketing & fan experience, Brandt oversaw gameday entertainment and is responsible for incorporating numerous enhancements to the show, such as the foghorn played during pregame and during the game after 49ers scores. Most recently, and as part of the transition from Candlestick Park to Levi's Stadium, Brandt engineered a complete makeover of the ticket operations unit from personnel to policies and procedures.

Prior to joining the 49ers, Brandt was the senior director of ticket sales for the Arizona Cardinals. He was responsible for developing annual sales campaigns and overseeing day-to-day sales department activity, as well as overseeing service provided to the team's season ticket holders. In 2006, Brandt led the Cardinals' ticket relocation and new sales campaign for the University of Phoenix Stadium, which opened in the fall of that year. During Brandt's time with the Cardinals, the season ticket base more than doubled and at the time of his departure the Cardinals had established a consecutive home sellout streak and season ticket waiting list for the first time in team history.

Brandt previously served as the manager of club seat sales for the Tampa Bay Buccaneers selling the new Raymond James Stadium which opened in September of 1998. During Brandt's time with the Buccaneers, the team officially established a season ticket waiting list for the first time in its history. Brandt left the NFL for one season to assume the role of senior director of sales & administration for the XFL's Orlando Rage. While the league ceased operations after only one season, Brandt's staff achieved the league's number two overall ranking in ticket sales while operating in the second smallest market.

Brandt started his career in sports with the NHL's Tampa Bay Lightning. Brandt was part of a staff that sold the new Ice Palace Arena (now the Amalie Arena) that opened in the fall of 1996.

A graduate of Eckerd College, located among the sunny beaches in St. Petersburg, Fla., Brandt earned a bachelor's of business management degree with a focus in economics. He resides in San Francisco.



DAN CORY

VICE PRESIDENT OF SECURITY

6TH NFL SEASON

6TH WITH 49ERS

Dan Cory is in his sixth year with the 49ers and second as the team's vice president of security. In his role, he oversees all elements of security for both the team and Levi's® Stadium.

Prior to joining the organization, Cory served in the British Military as a Royal Marine Commando, followed by twelve years of service as a law enforcement officer for Scotland Yard's Special Operations Department. His law enforcement and military career has afforded him the opportunity to work with many different security units conducting operations around the world.

Cory lives in the South Bay and enjoys spending time golfing and playing tennis.



SEAN KUNDU

VICE PRESIDENT OF NEW VENTURES

4TH NFL SEASON

4TH WITH 49ERS

Sean Kundu is in his second season as the vice president of the San Francisco 49ers New Ventures group where he oversees the legal affairs and business development for the team's external projects and the venture fund affiliated with the owners of the team. Specifically, he focuses on opportunities in the sports, infrastructure and consumer product markets where early-stage companies can benefit with a strategic relationship with the 49ers. Kundu is also instrumental in supporting the team's technology initiatives and, in particular, VenueNext, the company behind the technology platform powering the Levi's Stadium mobile application.

Kundu originally started with the 49ers in 2013, providing legal and strategic management on establishing people operations for the team's new entities and scaling the team operations and business staff by over tenfold in preparation for opening Levi's Stadium.

Prior to this, Kundu was at Morgan Lewis and Fisher & Phillips, where he represented and counseled Fortune 500 companies in finance, technology and retail industries. He also worked for several years for CGI Group, providing strategic advice related to technology and operations for some of its largest clients in the U.S.

Kundu received a bachelor's degree in applied mathematics and economics from the University of California at Berkeley and a J.D. from USC's School of Law.

A New Jersey native, Kundu lives with his wife, Megan, and their daughters, Ilika, Ahana and Siona, in Mountain View, CA.



BOB LANGE

VICE PRESIDENT OF COMMUNICATIONS

18TH NFL SEASON

8TH WITH 49ERS

A veteran of 18 NFL seasons, Bob Lange is in his eighth year with the 49ers and second as the team's vice president of communications.

Lange is the 49ers day-to-day spokesman on all football, corporate and Levi's Stadium matters, while acting as the team's liaison with local, national and international media outlets. While managing the publicity efforts for the team's corporate partnerships, community affairs and 49ers Studios, the 49ers communications department also actively promotes all aspects of Levi's Stadium. In addition to 49ers games, the venue hosts a myriad of non-NFL events such as Super Bowl 50, WrestleMania 31, the PAC 12 Championship Game, concerts and professional soccer. A year-round destination for sports and entertainment enthusiasts, additional facets of the stadium include The 49ers Museum, The Denise DeBartolo York Education Center, Michael Mina's Bourbon Steak and Pub, the 49ers Team Store, and the venue's tour and event rental programs.

Since Lange joined the team as director of communications in 2009, the 49ers have twice been named finalists for the coveted Pro Football Writers of America Pete Rozelle Award, in 2011 and 2012. The award is presented annually to the NFL club public relations staff that consistently strives for excellence in its dealings and relationships with the media. Additionally, the Levi's Stadium publicity effort has already garnered international recognition, most notably the prestigious honor of *Sports Business Journal* 2015 Sports Facility of the Year and Venue of the Year at the 2015 Stadium Business Awards in Barcelona, Spain. The 49ers organization has also been named Beyond Sport's 2015 Sport Team of the Year for Outstanding Philanthropic Sports Organization and were the 2013 winners of the prestigious Robert Wood Johnson Foundation Steve Patterson Award for Sports Philanthropy. The team was also a two-time finalist for the ESPN Sports Humanitarian Team of the Year (2015 & 2016) and supported WR Anquan Boldin in his successful 2015 campaign for the Walter Payton Man of the Year Award.

Prior to his move to the Bay Area, Lange served as the Philadelphia Eagles assistant director of football media services. During his 10 seasons with the Eagles (1998-99 & 2001-08), he served as a point person for players and coaches with the media, while also promoting the team's efforts in the community. A two-time recipient of the Pete Rozelle Award (2001 & 2004) during his tenure with the team, the Eagles media services department was also recognized as a finalist for the award in 2003.

After beginning his professional career as a public relations intern with the Eagles in 1998, Lange remained with the team until joining Temple University as the assistant director of sports media relations in October of 1999. As the primary contact for the football team, he assisted with the nationally ranked men's basketball program that twice qualified for the NCAA Tournament and reached the Elite Eight, in 2001. In 2000, Lange directed communications for the NCAA Men's Golf Regional Championship.

The Bryn Mawr, PA, native graduated from Fairfield University in 1998 with a Bachelors of Arts degree in marketing. Lange is an alumnus of St. Joe's Prep in Philadelphia.

He and his wife, Rachael, have two daughters, Charlotte and Emma, and reside in Santa Clara, CA.



JIM MERCURIO

VICE PRESIDENT, STADIUM OPERATIONS &
GENERAL MANAGER

23RD NFL SEASON

23RD WITH 49ERS

Jim Mercurio is in his 23rd year with the San Francisco 49ers and his second as vice president, stadium operations & general manager. In his current role, Mercurio oversees all aspects of stadium & event operations including executive oversight of the food and beverage operations, engineering, grounds, guest services, housekeeping, operations & logistics, parking and transportation. He additionally manages all police, game & event day security and medical services working with various local, state and federal governmental agencies.

Mercurio worked with design firm HNTB and builder TDJV Turner/Devcon to get Levi's Stadium designed, built and fully operational ahead of schedule. Levi's Stadium has played host to high profile events including Major League Soccer, the NHL Stadium Series, WWE's WrestleMania 31, Copa America Centenario, and Super Bowl 50. Mercurio was instrumental in working with the bid committee to get the Super Bowl's golden anniversary to the Bay Area in February 2016 and is being billed as one of the most successful Super Bowls in NFL history; setting records across the board including, but not limited to, transferring 10.1 TB of data Super Bowl Sunday. Under Mercurio's leadership, Levi's Stadium has garnered international recognition, most notably the prestigious Sports Business Journal 2015 Sports Facility of the Year award, as well as a number of green and sustainability honors.

Prior to being named vice president in 2009, Mercurio spent four years as the director of stadium operations for the 49ers at Candlestick Park. In 2007 and 2008, Mercurio was part of the management team that negotiated and managed over \$11 million in repairs to Candlestick Park; all geared toward improving the gameday experience.

During his 49ers tenure, Mercurio has become an NFL leader in security and stadium management. He developed the stadium emergency evacuation video for the 49ers that has since been mirrored by arenas and stadiums affiliated with the NFL, MLB, NBA, NHL, and NCAA.

In August 2005, Mercurio was influential in aiding the California Department of Homeland Security officials in the first Large Stadium Initiative Program (LSI). Having taken part in the development of the Best Practices for NFL Security, he presented to security and operational professionals affiliated with large stadiums and arenas in the State of California.

Born in San Francisco, CA, Mercurio graduated from Pacifica's Oceana High School in 1989, before attending Canada College in Redwood City, where he earned an AA degree in 1991. A graduate of the University of Pacific in 1993, he obtained his B.A. degree in public relations with a minor in broadcasting. Mercurio went on to earn a master's degree in sport administration and management from Canisius College in Buffalo, NY, in May of 2001. In 2005, Mercurio was selected to complete an NFL Executive Program for Managers at Stanford University. He served on the Santa Clara Board of Visitors and Convention Bureau from 2012-2015. He is currently a member of the Stadium Manager's Association and is an inductee into the Pacifica Sports Hall of Fame. In July 2016, Mercurio was honored with the prestigious National Center for Spectator Sports Safety and Security (NCS4) Professional of the Year Award, which recognizes a professional in the field who has enhanced venue safety and security operations.

Mercurio and his wife, Teri, reside in Vacaville, California.



JOANNE PASTERNAK

VICE PRESIDENT & EXECUTIVE DIRECTOR OF
COMMUNITY RELATIONS & 49ERS FOUNDATION

19TH NFL SEASON

9TH WITH 49ERS

Joanne Pasternack is in her ninth season with the 49ers and currently serves as the vice president and executive director of community relations and the 49ers Foundation for the San Francisco 49ers. In this role, she oversees all community relations functions for the team, creating and managing high visibility programs based on the 49ers objectives and areas of focus, leveraging the power of community involvement to share the importance of respect and its central role in helping young people become outstanding community citizens. In her role with the Foundation, Pasternack works with team ownership to facilitate signature fundraising events and the donation of funds to non-profits that support the Foundation's mission of keeping kids "Safe, on Track and in School." In 2015, the Foundation donated \$4 million to Bay Area charities, including \$1 million to support the expansion of the 49ers STEM Leadership Institute, and has donated \$34.6 million since its inception in 1991.

In recognition of their tremendous commitment to philanthropy, the San Francisco 49ers were named Beyond Sport's 2015 Sport Team of the Year for Outstanding Philanthropic Sports Organization and were the 2013 winners of the prestigious Robert Wood Johnson Foundation Steve Patterson Award for Sports Philanthropy. They were also finalists for the ESPN Sports Humanitarian Team of the Year (2015) and supported Wide Receiver Anquan Boldin in his successful 2015 campaign for the Walter Payton Man of the Year Award.

Prior to joining the 49ers in 2008, Pasternack served as a senior analyst for the City of Mountain View. Before working for Mountain View, she was the manager of international corporate relations for Special Olympics, Inc., at their headquarters in Washington, DC.

Pasternack holds an undergraduate degree from the University of Pennsylvania. She also has a law degree from Santa Clara University and completed the Executives in Non-Profit Leadership program at Stanford Graduate School of Business. She serves as an Adjunct Professor in the Graduate Sports Management programs at the University of San Francisco and George Washington University and has guest lectured at Stanford University.

Pasternack currently resides in Sunnyvale, CA, with her husband, Robert Bardin, who works for the San Jose Earthquakes, and the couple has two children, daughter, Kira, and son, Reid.



BRENT SCHOEB

VICE PRESIDENT OF CORPORATE PARTNERSHIPS

5TH NFL SEASON

5TH WITH 49ERS

Brent Schoeb is in his fifth season with the 49ers and currently serves as the vice president of corporate partnerships (sales & services). In his role, Schoeb oversees the day-to-day operations of both the partnership sales and partnership services teams.

Schoeb is charged with selling, cultivating and activating corporate partnerships for the 49ers. His team also sells and services partnerships for other events at Levi's Stadium, providing corporate prospects with a portfolio of non-NFL related opportunities. Currently, the 49ers rank as one of the top teams in the NFL in corporate partnership revenue and have partnered with some of the most recognizable brands in the world.

This is Schoeb's second stint with the 49ers, his first coming in 2010 where he led the corporate partnership sales team in new business development including selling the first 49ers season presenting partnership.

Previously, Schoeb was the director of corporate partnerships for the Indianapolis Motor Speedway/Indy 500 and manager of corporate partnerships for the NBA Memphis Grizzlies.

Schoeb currently serves as a Steering Committee member for the National Sports Forum.

A Minnesota native, he is a graduate of St. Cloud State University and later completed his MBA and Masters of Sports Administration from Ohio University.

Schoeb resides with his wife, Jessica, in San Jose, CA.



ABOUT LEVI'S® STADIUM

Since opening, Levi's Stadium has welcomed nearly three million visitors, counting all events and attractions housed within the venue. Heading into its third year of operations, the venue has secured its place as the premier outdoor destination for sports and entertainment on the West Coast. Hosting over 50 major events to date, including Super Bowl 50 and Copa America Centenario, Levi's Stadium has provided entertainment for fans across numerous platforms. Still in its infancy, the facility has already garnered numerous awards from around the globe.

Levi's Stadium boasts a seating capacity of 68,500 with the ability to expand to more than 75,000 for special events, and is best known as the home of five-time Super Bowl champions, the San Francisco 49ers. Drawing more fans closer to the experience than ever before, Levi's Stadium features nearly 45,000 seats, or roughly two-thirds stadium capacity, in the lower bowl. Overall, the stadium includes 1.85-million-square-feet of space and offers 9,000 club seats and 173 suites that provide for a distinctively California experience.

For 49ers games, Levi's Stadium features unique tailgating options designed to enhance the game day experience, highlighted by Michael Mina's Tailgate, the Faithful Mile and the Red Zone Rally at the Great America Pavilion. Michael Mina's Tailgate is an exclusive, members-only experience housed within the Bourbon Steak and Bourbon Pub restaurants located inside the venue. The Tailgate is tailor-made for 49ers season ticket holders and features an upscale, five-course menu themed for each different opponent. The Faithful Mile, a 60,000-square-foot tailgating area accessible to all 49ers ticket holders free of charge, features bars presented by Bud Light, regular rotation of food trucks and entertainment. Red Zone Rally is an all-inclusive pregame party for all 49ers home games, providing pass-holders top-of-the-line food and beverage offerings inside a private, air-conditioned space with free access to ride the Flight Deck roller coaster.

The most technologically advanced stadium in the world, Levi's Stadium is a showcase for innovation in Silicon Valley. Accompanied by its own mobile app, the Levi's Stadium App, the venue brings the comforts of watching a game at home right to your seat. In addition to mobile ticketing and parking, in-seat delivery for food and beverages, and the ability to watch video replays in real-time on a handheld device through the Levi's Stadium App, the stadium features a best-in-class cellular and Wi-Fi infrastructure that allows guests to stay connected throughout their visit.

In July 2016, Levi's Stadium also became the first professional football stadium to be awarded LEED Gold Certification for Operations and Maintenance of an Existing Building after opening the stadium in 2014 with LEED Certification as New Construction - the recognized standard for measuring sustainability for design and construction. Equipped with a green roof, state-of-the-art solar elements made up of 1,162 photovoltaic panels throughout the venue and low-flow plumbing fixtures that use 40 percent less water than conventional fixtures, the stadium has been widely recognized as a leader in sustainable design. Overall, Levi's Stadium has established a new standard for sports and entertainment venues by using 85 percent recycled water and in its first year received industry awards for its conservation of water and use of reclaimed wood.

Furthermore, Levi's Stadium was recognized by the Sports Business Journal in May 2015 as Sports Facility of the Year for North America. In June 2015, Levi's Stadium was chosen as Venue of the Year and Top Venue Technology at The Stadium Business Awards over an international field of facilities.

LEVI'S STADIUM AWARDS

Facility, sustainability, technology and security awards earned by Levi's Stadium over the past two years include:

FACILITY AWARDS

- *Sports Business Journal*/2015 Sports Facility of the Year - (2015)
- Stadium Sports Business Awards Venue of the Year - (2015)
- Citation Award for Interior Architecture from Kansas City Chapter of the Institute of Architects: Levi's 501 Club - (2015)
- Event Marketer Gold Experience Design Award for Best Permanent Corporate or Retail Installation: Bud Light Patio - (2015)
- Best of the Best Silicon Valley Concierge Association's Awards for Best Attraction - (2016)

SECURITY ACCOLADES

- Department of Homeland Security's Science and Technology Directorate SAFETY Act Designation: Forty Niners Stadium Management Company's "The Technology" - (2016)

SUSTAINABILITY AWARDS

- LEED Gold Certification for a New Construction - (2014)
- Forest Stewardship Council US Special Recognition Award (2014)
- 2014 California WaterReuse Association Recycled Water Agency of the Year - (2014)
- Green Sports Alliance Environmental Innovators of the Year Award - (2016)
- IMEX GMIC Green Supplier Award - (2016)
- Acterra 2016 Business Environmental Award for Sustainability - (2016)
- LEED Gold Certification for Operations and Maintenance of an Existing Building - (2016)

TECHNOLOGY AWARDS

- Stadium Sports Business Awards Venue Technology of the Year: VenueNext - (2015)



COPA AMERICA CENTENARIO

On June 6, 2016, in a rematch of the 2015 Copa America finals, Argentina defeated Chile 2-1 in the group stage before 69,451 fans. Levi's Stadium hosted four matches as Copa America was hosted in the United States for the first time in the tournaments' 100-year history.

LEVI'S STADIUM MILESTONES

Date	Milestone
6/8/10	Measure J is passed, approving stadium construction
4/19/12	Official Ground Breaking
10/1/13	Seat Installation Begins
3/7/14	First Field Goal Posts Installed
4/30/14	First Marriage Proposal
7/17/14	Levi's Stadium Ribbon Cutting
7/19/14	First Musical Performance: John Legend (Private Event)
8/2/14	First MLS Game: San Jose vs. Seattle
8/17/14	First Football Game: Preseason 49ers vs. Broncos
9/6/14	First International Soccer Game: Mexico vs. Chile
9/14/14	First Regular Season Football Game: 49ers vs. Bears
10/24/14	First College Football Game: Cal vs. Oregon
12/30/14	First Bowl Game: Foster Farms Bowl Maryland vs. Stanford
2/21/15	First NHL Game: San Jose Sharks vs. Los Angeles Kings
3/29/15	Highest Attendance: WrestleMania 31 (76,976)
4/11/15	First Motor Sports Event: Monster Jam
5/2/15	First Live Concert: Kenny Chesney and Jason Aldean

TOP OUTSIDE EVENT ATTENDANCE

Date	Event	Atten.
3/29/15	WrestleMania 31	76,976
6/27/15	Grateful Dead Concert	75,496
6/28/15	Grateful Dead Concert	74,947
2/7/16	Super Bowl 50: Panthers vs. Broncos	71,088
6/18/16	Copa America: Mexico vs. Chile	70,547
2/21/15	NHL: San Jose Sharks vs. Los Angeles Kings	70,205
6/6/16	Copa America: Argentina vs. Chile	69,451
7/25/15	ICC: Manchester United vs. FC Barcelona	68,416
11/23/14	Copa America: USMNT vs. Colombia	67,439
11/27/14	International Soccer: Mexico vs. Chile	67,175
4/9/16	Monster Jam	59,368
12/5/15	Pac-12 Championship: Stanford vs. USC	58,476
10/24/14	Pac-12 Football Game: Cal vs. Oregon	55,575
8/14/15	Taylor Swift Concert	52,479
8/15/15	Taylor Swift Concert	50,353



Super Bowl 50

On February 7, 2016, Coldplay, along with special guests Beyoncé and Bruno Mars, took the stage in front of 71,088 fans for the Super Bowl 50 halftime show.



Bringing the convenience of home to the in-venue experience at an unprecedented level, the Levi's Stadium App allows all stadium guests with an Internet-enabled handheld device to order food, drink and merchandise for personal delivery right to their seats.



Looking to implement a ticket scanning system that would enable a more personalized customer experience for guests visiting Levi's Stadium, the 49ers worked with innovative partner VenueNext to develop the proprietary Kezar system that has introduced new efficiencies into the venue entry process.

TECHNOLOGY

Levi's Stadium is a showcase for innovation in the Silicon Valley through partnerships with local, national and international technology providers that help deliver world-class Wi-Fi capability, mobile connectivity, IPTV, digital displays, HD scoreboard and video displays, and paperless ticketing.

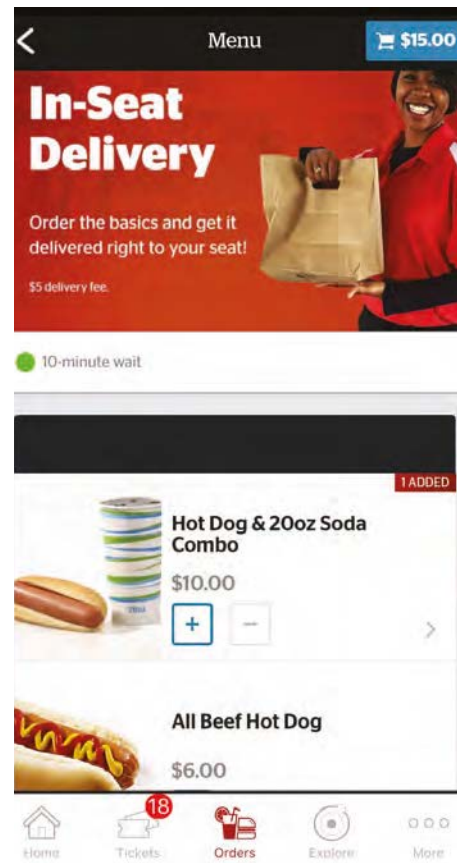
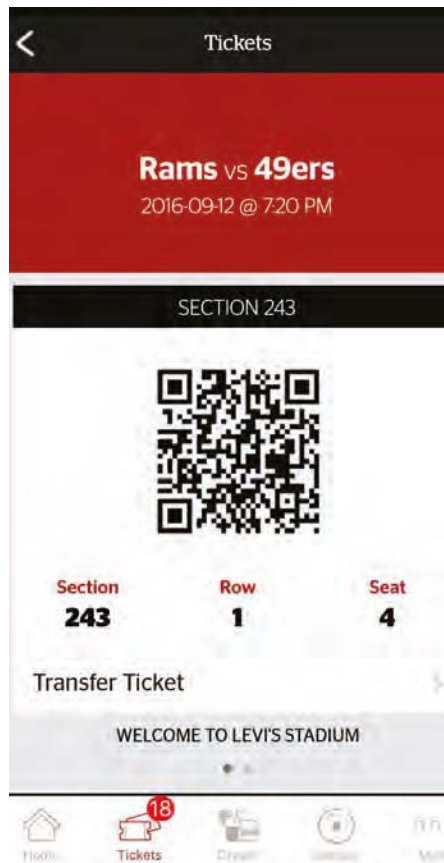
- The most technologically advanced stadium is accompanied by its own app. The Levi's Stadium App brings the comforts of watching a game at home right to your seat -- but only at Levi's Stadium. This includes a game center with mobile ticketing and parking passes, in-seat food and beverage delivery, as well as multi-angle replays (within 5-10 seconds) and game statistics. The app also provides detailed maps for each level of the stadium, bluetooth enabled wayfinding, and integrated access to Faithful 49 presented by Esurance, the team's fan rewards program.
- XFINITY by Comcast provides free Wi-Fi to guests throughout the stadium. When a fan is in their seat, they are never more than 10 feet away from a Wi-Fi signal thanks to the venue's ground-breaking infrastructure of Internet access points strategically positioned beneath seats throughout the seating bowl -- one access point for every 100 seats.

NETWORK INFRASTRUCTURE

- Over 400 miles of data cable has been run in the stadium, including 70 miles of cable to support Wi-Fi.
- More than 12,000 physical network ports have been installed.
- Levi's Stadium features a backbone of 40Gb/s of available Internet bandwidth, easily scalable to event attendance, which is four times greater than the standard for NFL stadiums mandated by the National Football League for 2015.
- The stadium contains more than 1,300 Wi-Fi access-points supporting 2.4 and 5GHz channels and the most current Wireless standards including 802.11ac; Wi-Fi is accessible in every location and free to all.

IN-STADIUM "BROADCAST"

- The in-stadium "Broadcast" rivals that of a Network TV broadcast, featuring 13 stadium cameras (most NFL stadiums have four-six). The stadium has the ability to share camera feeds with the broadcasting TV network. At least six different replay angles can be viewed per play. The game day production team consists of 40-plus people.
- The stadium is equipped with two Sony HD 13 video boards at the North and South ends of the stadium that measure 200 feet by 48 feet, producing more than 19,000 square feet of viewing space. They are among the largest in the NFL. The boards also feature tremendously sharp, cutting-edge LEDs. The boards can be sectioned in order to show multiple pieces of content simultaneously.
- Levi's Stadium is one of a handful of stadiums in North America that is truly 4K-capable. The content team uses 10 Sony F55 video cameras, their premium product, to capture the action in the stadium. The content team is currently capturing in 4K, not broadcasting, as they are preparing for future capabilities.
- Nearly 2,000 Sony screens are connected to the stadium's IPTV system, which allows for incredible flexibility and customization throughout the venue. Content includes menu boards, game broadcasts, statistics and other important information as deemed necessary. Content includes menu boards, game broadcasts, statistics and other important information as deemed necessary.



LEVI'S STADIUM MOBILE APP

The Levi's Stadium App, available on iOS and Android, helps guests unlock Levi's Stadium's best-in-class fan experience features, including:

MOBILE TICKETING

Access Levi's Stadium with mobile tickets and parking passes. Guests can transfer tickets to friends and family with a few taps. Buy and transfer parking passes.

WAYFINDING

Guests at Levi's Stadium can navigate the venue with turn-by-turn directions to their seat and points of interest as well as see line wait times for all restrooms and concession stands.

FAITHFUL 49

Earn, track and redeem yards as part of the 49ers fan rewards program.

MOBILE ORDERING

Order food, drink and merchandise and have it delivered directly to their seats from their smartphone. Here's how it works:

IN-SEAT DELIVERY

- Guest places order for in-seat delivery through the app; order is routed to a pre-determined stand for fulfillment. Guest will receive a notification when the order is placed, as well as an estimated wait time for delivery. When order is ready, food will be delivered via runner, and guest will receive a notification that the order is on its way. Once runner arrives to seat, guest will confirm order number using a confirmation screen on the mobile device; runner will check ID on all alcohol orders.
- Service carries a flat \$5 delivery fee on all orders, credit card payment required through the app.
- Service is available to all seats, but there is a limited menu for in-seat delivery: frankfurter, vegan dog, Bavarian pretzel, nachos, popcorn, candy, chips, peanuts, cracker jacks, bottled soda, bottled water, Gatorade, bottled beer, and wine.
- Select 49ers merchandise is also available for purchase through the app for in-seat delivery with a flat \$5 delivery fee.



SUSTAINABILITY

In August 2014, Levi's Stadium became the first professional football stadium to open with LEED Gold Certification for New Construction, the recognized standard for measuring sustainability for design and construction. Less than two years later in July 2016, Levi's Stadium continued to set benchmarks as the leading sports venue in sustainability by achieving LEED Gold Certification for Operations and Maintenance of an Existing building - making it the first-ever NFL stadium to be LEED Gold certified under the two respective rating systems.

The stadium is designed to reduce energy demand and generate more electricity annually, via on-site photovoltaic (PV) systems, than is consumed during the 10 scheduled 49ers games each season.

SUSTAINABLE DESIGN ELEMENTS

- NRG, the exclusive sustainable energy provider of the 49ers and the stadium, installed a number of state-of-the-art solar elements that account for 1,162 photovoltaic panels throughout the venue:
 - The NRG Solar Terrace, the venue's 27,000-square-foot "green roof," is located atop the stadium's SAP Tower which houses a majority of the venue's 173 suites. This living roof features 16 species of vegetation native to the Bay Area to lower the building's cooling and heating needs by regulating ambient temperatures in SAP Tower. A portion of the roof is shaded by the solar panel canopy.
 - Three solar array-covered bridges, the NRG Energy Bridges, are the first of their kind in the NFL.
- Electrical vehicle charging stations (NRG EV Charging Stations) are located on the west side of the stadium to power maintenance and operations electrical vehicles year-round. NRG is currently building the nation's first comprehensive, privately funded electric vehicle charging network and the charging stations are available to Levi's Stadium guests on event days.
- Low-flow plumbing fixtures such as toilets, urinals and sinks use 40 percent less water than conventional fixtures. On top of low-flow water fixtures, the stadium uses 85 percent reclaimed water for flush fixtures in addition to irrigating landscape and the playing field -- a standard within the sports and entertainment venue industry.
- The playing field is surrounded by a 23,000-square-foot artificial turf track that reduces watering needs by approximately 20 percent and reduces the amount of natural grass needed for each field resurfacing.
- The stadium's sustainable initiatives also include public transit access (Caltrain, ACE & Capitol Corridor - VTA, Amtrak), convenient bicycle parking and a walking path from the San Tomas Creek Trail.
- Construction materials utilized contained more than 40 percent recycled content overall, based on cost. More than 75 percent of construction waste was recycled and diverted from landfills.



SUSTAINABLE STADIUM OPERATIONS PROGRAMS

- **The Recycled Water Program** is setting a new standard for stadiums. Recycled water accounts for about 85 percent of all water used in Levi's Stadium and is used for playing field irrigation, the "green roof," flushing toilets, and cooling tower make-up water. Other stadiums in the U.S. are plumbed for recycled water use, but none are using it to the extent and in the myriad of ways as Levi's Stadium.
- **The Solid Waste Management Reduction Program** is a comprehensive waste diversion program that is striving for net-zero landfill. All garbage, recycling and compostable materials from inside the venue and the surrounding parking areas are sorted on-site and placed into compactors to be processed.
- **The Building Management System** allows the venue to conserve energy usage through HVAC monitoring, lighting distribution and the use of automatic sensors.
- **The Energy Metering & Benchmarking Program** utilizes a comprehensive, live-time electrical metering building management system, that allows the stadium to load-shed as needed through the use of motion sensors.
- **The Preventative Maintenance Program** tracks all equipment and systems to enact their manufacturer's recommendations and scheduled preventative plans.
- **The Ongoing Commissioning Program** ensures that the venue operates under the LEED existing building guidelines for new projects and build outs.
- **The Green Cleaning Program** ensures that the janitorial contractor, ABM, uses sustainable green certified products for all cleaning essentials and equipment.
- **The Sustainable Purchasing Program** for ongoing consumables, foodstuffs, durable goods ensures that local, organic, recycled and compostable items will be purchased from vendors.
- **The Integrated Pest Management Program** uses green pest eradication products.
- **The Indoor Air Quality Management Program** consists of perpetual monitoring of indoor air quality based on the LEED-approved HVAC system.
- **The Landscape Management Program** includes using native, drought-resistant plants that are hydrated with 100 percent recycled water.
- **The Exterior Hardscape Management Program** utilizes cleaning equipment when washing the exterior skin of the building and sidewalks. All organic materials collected are composted.





FAITHFUL MILE

Fans enjoy the Faithful Mile, a 60,000-square-foot dedicated tailgating area equipped with two expansive bars presented by Bud Light, food areas, beer carts, mobile merchandise locations and entertainment. The spacious pre-game fan zone is accessible to all 49ers ticket holders free of charge.

FAN EXPERIENCE OVERVIEW

Levi's Stadium delivers an unparalleled game day experience to fans and does so in a multitude of ways.

STADIUM DESIGN

- Featuring over 45,000 seats, Levi's Stadium's lower bowl is one of the largest in the NFL (roughly two-thirds of stadium capacity). The seating is designed this way to bring the majority of fans closer to the field.
- The design also eliminates the traditional club mezzanine level, which brings fans sitting in the upper deck lower to the field.
- The location of Levi's Stadium offers convenience to patrons in both access and parking. There are 13 freeway interchanges located near the stadium's site, which means fans have ample access points to get on the freeway.
- There are more than 20,000 parking spaces located within a short walking distance from the stadium. Tailgating is an integral part of the game day experience in Santa Clara and Levi's Stadium provides the most diverse tailgating lineup in the NFL with free access to the multi-faceted Faithful Mile, the all-inclusive Red Zone Rally at Great America Pavilion and the upscale, members-only Michael Mina Tailgate located within the Bourbon Steak and Bourbon Pub restaurants.

LEVI'S STADIUM FEATURES

PLAZAS

- The first level of the stadium features open pedestrian plazas, retail and community space, a team store, the 49ers Museum presented by Sony and Edward J. DeBartolo, Sr. 49ers Hall of Fame, the Visa Box Office, Michael Mina's Bourbon Steak and Bourbon Pub restaurants (home of Michael Mina's Tailgate) and more.
- The main entry, Intel Plaza at the northwest corner of the Stadium, is open to the public year-round and provides direct access to the Levi's Stadium Fanwalk and the 49ers Team Store. In the northeast corner, Toyota Plaza is the main entry for guests of Michael Mina's Bourbon Steak & Bourbon Pub restaurants and the 49ers Museum presented by Sony. Dignity Health Plaza at the southwest corner of the Stadium is another primary entry gate for fans and media on event days.

CONCOURSE

- Concourses at Levi's Stadium are among the widest in the NFL and have more than 600 individual concessions points of sale, allowing for easy pedestrian access and creating a more pleasant, less congested atmosphere around vendors. The California Lottery Level offers access to all 300 and 400 level seating.
- Concourses also feature open field views so fans can watch the game even while they purchase refreshments and navigate the building.

PARTY DECKS

- Expansive party decks featuring both concessions and specialty food and beverage stands are located under each scoreboard. The Pepsi Fan Deck above the north end zone and Bud Light Patio above the south end zone are available year-round and offer a unique stage for many types of events.



THE 49ERS MUSEUM PRESENTED BY SONY

Featuring 11 unique gallery and exhibit spaces, the 49ers Museum presented by Sony is a 20,000 square foot facility dedicated to the 49ers past, present and future. The Museum is dedicated to its values of education, innovation and heritage and is committed to serving as an exciting and engaging home for fans of all ages. Visit www.LevisStadium.com/Museum for more information, or contact museum@49ers.com.

ADMISSION

- Museum Ticket: \$15 - Adults, \$10 - Children (5-12), Seniors, Military, Santa Clara residents
- Public Guided Stadium Tour + Museum: \$30 - Adults; \$25 - Children (5-12), Seniors, Military, Santa Clara residents
- Museum admission free to all students via field trips

HOURS

- Monday through Thursday: 9:30 a.m. - 2:30 p.m.
- Friday through Saturday: 10 a.m. - 6 p.m.
- Sunday: 10 a.m. - 5 p.m.
- Game Days:
 - Museum opens when gates open to public and close 30 minutes prior to beginning of game (hours and costs subject to change)
 - Discounted prices will apply
 - Museum tickets can only be purchased by guests possessing an event ticket

MUSEUM GALLERIES

TRENDING

Step into our “You are a Niner” augmented reality experience and take your place beside current and former players or take in our Trending display, which features information about the team’s recent success, what’s happening in the Museum and recently curated artifacts.

MORABITO THEATER

Inside the theater—which seats 100, and features a 50 feet by 18 feet screen and Sony 4K technology—you’ll be inspired by the story of the 49ers told through film.

EDWARD J. DeBARTOLO, SR. 49ERS HALL OF FAME

Stand next to and around life-sized statues of the 49ers 27 Hall of Famers in their signature poses. Snap a photo next to coach Bill Walsh and Joe Montana or put yourself in the huddle with the Million Dollar Backfield.

TEAM

In the Team Gallery, you will hear first-person stories from 49ers alumni about everything from nicknames and practical jokes to what it was like to play for the team. You’ll also find an interactive database that will allow visitors to find information on every person that ever wore a 49ers uniform.

BILL WALSH INNOVATION

A homage to one of the most influential people the NFL has ever known, this re-creation of coach Walsh’s Redwood City office serves as both a treasure trove of artifacts and the home of a signature film on coach Walsh as told from the eyes of players, friends and others. Also located in this space, the Bill Walsh Coaching Universe is an interactive exhibit that illuminates the coach’s vast impact on the coaching ranks of professional football.

HERITAGE

The Heritage Gallery is an era-by-era experience made up of historical items, stories, interactive exhibits and one-of-a-kind artifacts. Spanning the years from 1946 to the present day, guests will leave the Heritage Gallery with a deep appreciation for the history and tradition that are so important to the 49ers organization.

SPIRIT

The 49ers have long been known as innovators when it comes to the fan experience. Here, guests can take in the history behind the team’s mascots, in-game entertainment and other joyful elements of football. A feature film is on display featuring fans, players and others talking about the 49ers significance to them.

DENISE DeBARTOLO YORK EDUCATION CENTER

The pillar around which the 49ers industry-leading education program is built, this state-of-the-art classroom serves more than 60,000 Bay Area children annually and also offers content on how the 49ers impact the community in many positive ways.

IN THE GAME

Get ready to engage with the game of football. In the Game offers multiple interactive challenges and exhibits, including a passing and kicking simulation. Be the Broadcaster—a real-life booth where fans can call the team’s most iconic plays—and the Gridiron Challenge, a series of gesture-based challenges that bring out the athlete, cheerleader, uniform designer and touchdown scorer in everyone.

EDWARD J. DEBARTOLO JR. SUPER BOWL GALLERY

Celebrate Eddie D’s extraordinary achievements as the architect of the San Francisco 49ers five Super Bowl championships with the Edward J. DeBartolo Jr. Super Bowl Gallery. Highlighting DeBartolo as a mentor, leader, owner and family man, the gallery features signature artifacts, photographs from his time with the team and more.





THE DENISE DeBARTOLO YORK EDUCATION CENTER

The Denise DeBartolo York Education Center, located inside The 49ers Museum presented by Sony, is committed to education and innovation and is extremely proud of the educational program that has already served more than 60,000 Bay Area children in its first two years of operation. The program is unique in many ways, but perhaps the most compelling is the fact that the program is completely free to its participants. The 49ers pay for transportation, admission, supplies and everything else associated with visits to the Museum. This program is not only unrivaled in the NFL, but in all of professional sports.

INSPIRE THROUGH EDUCATION

The 49ers Museum's Education Program provides learning platforms that connect, inspire, and engage students in grades K-8. Our program uses football as a platform for:

- Teaching content-rich lessons in Science, Technology, Engineering and Mathematics (STEM).
- Ingraining invaluable life skills.
- Encouraging physical activity.

THE CURRICULUM

As the first professional sports organization to embrace the STEM learning concepts for youth, the 49ers Museum is constantly evolving and enhancing students' experiences to reflect the most current concepts that support classroom learning. By working closely with a board of local advisory educational partners, all programs have been specially aligned to state Common Core and Next Generation Science standards that support leading instructional practices. Additionally, the Museum's education program curricula:

- Aligns to National & California Common Core and Next Generation Science Standards.
- Engages students in a variety of technology-rich learning experiences that are student-centered and can be adapted to various development levels and learning audiences.
- Integrates STEM learning through project-based activities that transfer student knowledge and skills to real-world problems.
- Aligns to 21st Century Learning Skills (Critical Thinking, Problem-Solving, Communication, Collaboration and Creativity).
- Increases student motivation for learning and enhances student understanding of STEM concepts.



CUSTOMIZABLE FEATURES

A field trip to the 49ers Museum presented by Sony complements and reinforces existing school curriculum in many ways. By offering hands-on, project-based learning in a dynamic and technological environment, the education program allows students to use leading edge technological tools and techniques, challenging them to reach new heights.

THE EXPERIENCE

Students that participate in the Museum's education program receive an engaging, well-rounded experience that includes:

LEVI'S STADIUM TOUR

- Students tour and learn about how the stadium is a showcase for technology innovation and environmental sustainability.

GUIDED MUSEUM EXPLORATION

- Students experience the 49ers history and the game of football through an interactive experience built on innovative technology.

GRADE-SPECIFIC, PROJECT-BASED LESSONS

- Students are challenged to work both independently and in teams to understand concepts related to STEM and to build, engage and understand.

LEVI'S STADIUM CULINARY EXPERIENCE

Levi's Stadium features Centerplate as their food vendor for concessions, clubs, suites, and private events. Centerplate is able to provide scratch-cooking methods from 25 live-fire kitchens equipped with open hearth style ovens, rotisserie ranges and charbroil grills.

LEVI'S STADIUM IS TAKING CLASSIC FAN FAVORITES TO A NEW LEVEL

Franks are Nitrate-, Hormone-, & Antibiotic-Free

- Authentic artisan quality sausage with no MSG, no fillers or byproducts, gluten free and lactose free from local Neto's Sausages
- Served on a custom-made bun from Le Boulanger

Custom Burger Blend

- Burger is antibiotic free and certified angus beef
- Served on a custom-made bun from Le Boulanger with tomato, lettuce and garlic aioli
- Cheeseburger with Northern California medium cheddar

Oven Fired Pizzas

- Pizzas are made in a Woodstone gas-fired ovens with thick crust brushed with butter and topped with pecorino romano cheese and all natural pepperoni

Fresh and Local Nachos

- Tortilla chips delivered fresh from Mi Rancho of Oakland
- Topped with Monterey Jack Cheese sauce, fresh local cotija cheese, fresh cut green onions and late harvest red jalapeno peppers

LEVI'S STADIUM OFFERS BEST IN CLASS DIVERSITY OF FOOD AND BEVERAGE OFFERINGS

Diverse Food Selection Reflective of the Bay Area

- More than 180 different menu items with a focus on ethnic diversity and healthy options including curry dishes, fresh seafood items, panini sandwiches, and Mexican tortas
- Some highlights include:
 - **Barbeque sandwiches** Slow cooked pork shoulder, bathed in Sweet Baby Ray's BBQ sauce on a sweet egg bun with cabbage slaw
 - **Asian barbeque rice bowl**
 - **Clam Chowder** in a La Boulanger bread bowl

Most Vegan and Vegetarian Options in NFL

- More vegan and veggie dishes than any other NFL stadium
- At least one vegan item at every permanent food outlet in the stadium

Thirty Varieties of Craft Beer

- The Tap Room, located on the main concourse at the 50-yard line, features:
- 40 of the most popular assorted craft, import and domestic beers on tap
- Seasonal local craft beers on tap
- 2 California keg wine varietals on tap

LEVI'S STADIUM FOOD AND BEVERAGE PROGRAM IS CENTERED AROUND LOCAL INITIATIVES

Local Sourcing and Community Engagement

- 90 percent of food suppliers are located in California
- 100 percent of wine (15+ wines) produced by California wineries
- Gilroy Garlic Fries are available everywhere fries are sold
- Centerplate partners with Mission College Culinary Program and culinary colleges from the Bay Area and Sacramento to provide mentoring and menu development training

Focus on Sustainable Processes

- 100 percent of all F&B packaging and service-ware is recyclable, compostable or biodegradable
- 100 percent of seafood menu items are certified by the Monterey Bay Aquarium Seafood Watch List Compliant, which recognizes and rewards sustainable fishing practices

Innovative Food Preparation and Service Processes

- Levi's Stadium has best-in-class live-fire kitchen capacity, providing the ability to feed fans more freshly prepared, locally-sourced food, everywhere in the stadium
- More than 800 POS in stadium providing faster service and shorter lines
- More than 600 F&B POS

OTHER MENU HIGHLIGHTS AT LEVI'S STADIUM INCLUDE:

Items New to Centerplate

- Ceviche Nachos featuring fresh ceviche made only hours before serving
- Panko Chicken Sandwich with sundried tomato aioli and thick cut applewood smoked bacon
- Grilled Peach & Fresh Mozzarella Salad
- Cinnamon Sticks with locally produced fresh focaccia glazed in a cinnamon icing fire roasted in woodstone ovens

OTHER MENU HIGHLIGHTS AT LEVI'S STADIUM INCLUDE:

- Gluten Free, Vegan and Vegetarian offerings in all areas including Premium Clubs and Suites as well as Concessions to accommodate all guests dietary needs
- Vegan Hot Dogs and Burgers, Gluten free breads, brownies, authentic chickpea curry, and more.




MICHAEL MINA'S BOURBON STEAK AND BOURBON PUB



BOURBON STEAK

SANTA CLARA

From award-winning chef Michael Mina, Bourbon Steak and Bourbon Pub offer three unique experiences in one state-of-the-art venue: a modern American steakhouse, a relaxed pub with a reinvented pub menu, and a large tailgate event space. Bourbon Steak and Bourbon Pub are open to the public year-round, with Bourbon Pub open for lunch and dinner and Bourbon Steak open for dinner only. A variety of private dining options are available including premium Luxury Lofts and the versatile tailgate as well as full restaurant buyouts.



BOURBON PUB

On 49ers home game days, Bourbon Steak and Bourbon Pub host Michael Mina's Tailgate, an exclusive, members-only experience tailor-made for 49ers season ticket holders consisting of an upscale, game-themed menu and specialty cocktails featuring celebrity guest chefs. Guests interested in becoming a Michael Mina's Tailgate member should contact a sales consultant at 415-GO49ERS, extension #6. The restaurants are on the ground floor of Levi's Stadium on Tasman Drive, adjacent to the Museum, Tours Center and Retail store. For more information, visit bourbonsteakandpub.com and www.levisstadium.com/michael-minas-tailgate/.



Hours of Operation

Bourbon Pub:

Monday - Thursday - 11:30 a.m. - 9:00 p.m.
Friday/Saturday - 11:30 a.m. - 9:30 p.m.

Bourbon Steak:

Monday - Saturday 5:00 p.m. - 9:00 p.m.
Sunday - Closed

**Bourbon Pub is always open on game days as the Official Away Game Watching Party for 49ers*

**Bourbon Steak is closed on Mondays in the off-season*





49ERS TEAM STORE

The 49ers Team Store at Levi's Stadium is open to the public on non-event days. The team store is located in the Intel Gate A plaza. The hours are:

- Monday - Saturday: 10:00 a.m - 6:00 p.m.
- Sunday: 10:00 a.m. - 5:00 p.m.

On event days, the following Retail locations are located throughout the Stadium to purchase 49ers merchandise:

Level 100

Game Day Store: Inside Brocade Club

200 Plaza Level

Main Team Store - Intel Gate A

Kiosks (2): Gate B Atrium (North), Gate B Atrium (South)

200 Plaza Level-Dignity Health Plaza

Kiosk

Lower Level Concourse (300 Level)

Store: Between Sections 106-107 (Outer Concourse)

Stores (2): Section 130

Kiosks (3): Between Sections 120-121, 109-110, 106-107

United Club (300 Level)

Game Day Store: Section 135

Upper Level Concourse (700 Level)


Stores (2): Section 305, 324

Kiosks (2): Section 310, 316

Faithful Mile

Kiosks (3)





EXPERIENCE LEVI'S STADIUM

LEVI'S STADIUM TOURS

Go behind the scenes of the home of the San Francisco 49ers and Super Bowl 50 with a 90-minute guided tour of Levi's Stadium. Public tours are offered year-round and allow guests access to an NFL locker room, the 49ers Gold Rush cheerleader's locker room, premium club spaces, a luxury suite, the NRG Solar Terrace, and even onto the playing surface. You'll learn about stadium features like the Levi's Stadium Mobile app, the stadium connectivity, and the video boards that play a part in making it truly a state-of-the-art stadium. With full stadium events like 49ers games, major concerts, soccer, and college football, you'll learn how the stadium is truly a year-round event center that transforms with any attraction that comes to town. The comprehensive tour drops guests off for a self-guided or docent-led exploration through the 49ers Museum presented by Sony where guests can continue the fun at their leisure.

At a \$30 price point, Levi's Stadium hosts public tours in the off-season (February through July) on Fridays, Saturdays, and Sundays, and adds Mondays to the calendar in-season (August through January). To purchase tickets please visit the Visa Box Office at Levi's Stadium or go to www.ticketmaster.com.

LEVI'S STADIUM TOUR SCHEDULE

Fridays: 10:00 a.m., 11:00 a.m., Noon, 2:00 p.m.

Saturdays: 10:00 a.m., 11:00 a.m., Noon, 1:00 p.m., 2:00 p.m., 3:00 p.m.

Sundays: 10:00 a.m., 11:00 a.m., Noon, 1:00 p.m., 2:00 p.m., 2:30 p.m.

*Mondays: 10:00 a.m., Noon, 2:00 p.m. (*in-season only)

LEVI'S STADIUM TOUR PRICES

- Adults: \$30
- Children (5-12), Senior, Military, Santa Clara Resident (with valid ID), Partners, Suite and SBL Members: \$25
- Groups of 20 or more: \$20

LEVI'S STADIUM CORPORATE TEAM BUILDING

Levi's Stadium has developed a corporate team building experience fit for Silicon Valley. Companies can engage in a tech-based interactive team building competition with Levi's Stadium as your playground for the day. Using a smart phone app developed by GeoTeaming, groups are broken into teams and participate in challenges all around the stadium. Following the competition, teams bond and share success stories over a lunch, happy hour, or dinner at Michael Mina's Bourbon Pub. To reserve your all-inclusive experience visit levisstadium.com or call 415-GO-49ERS ext. 5.

CLUB & SUITE OVERVIEW

CLUBS

There are 10 premium club areas located throughout Levi's Stadium. Only ticketed guests with proper access are allowed into the clubs. These clubs remain open for approximately one hour following the end of the event.

Of the 10 different club spaces in Levi's Stadium, six are traditional and four are suite-based.

- Traditional Club Spaces (club ticket based) are accessed by the 9,000 club seats in the stadium:
 - BNY Mellon Club East
 - BNY Mellon Club West
 - Brocade Club
 - Levi's 501 Club
 - United Club
 - Yahoo Fantasy Football Lounge
- Suite-based Club Spaces are accessed by approximately 70 suites on the 500 level horseshoe:
 - Citrix Owners Club
 - Black Oak Casino Resort Clubs
- NRG Solar Terrace is accessible for all executive suite lease holders in the SAP Tower and by all NRG Sky Suite patrons.

SUITES

Luxury Suites at Levi's Stadium provide the finest premium seating opportunities at the world's top sporting venue including fully upholstered theater seating, incredible sightlines, multiple flat screen monitors, Internet access and upscale catering. Fans interested in learning more about the suite rental options at Levi's Stadium can visit www.LewisStadium.com/suite-rentals.

EVENT RENTALS

Levi's Stadium has more than 400,000-square-feet of luxurious and versatile event space with upscale catering, multiple entertainment options, and world-class hospitality. Levi's Stadium is perfect for any style of event, with unique spaces and a dedicated event management team who will ensure that all guests expectations are exceeded. The venue has hosted over 400 private events in its first two years of operations including corporate meetings, corporate receptions, weddings, birthday parties, banquets, fundraisers and proms. For more information please contact: specialevents@levisstadium.com or call 415-Go-49ers.





LEVI'S STADIUM ART COLLECTION

The Art Collection at Levi's Stadium is home to over 200 original pieces and more than 500 photographs. The museum-quality artwork featured is comprised of mixed mediums such as acrylic, charcoal, enamel, oil, pastel, pen and ink, stencil, metals and sculptures. Of the 23 original artists showcased, 20 hail locally from California. The photographs in the collection are from the archives of the 49ers and their esteemed group of team photographers, as well as from the San Francisco Chronicle and many local libraries and historic centers.

The Art Collection at Levi's Stadium celebrates the 49ers legendary history, the organization's current success and the vibrant culture of the greater San Francisco Bay Area. No other multi-use stadium contains the quantity and scope of original artwork that this collection has procured. The galleries highlight diverse, local artists and include pieces that have personal ties to the 49ers organization.

The 49ers are thrilled to present a collection that enhances the building by creating a fully integrated visual experience. Guests encounter larger than life portraits of 49ers greats, alongside charcoal sketches that celebrate notable regional figures such as Steinbeck and Kerouac. Visitors may marvel over pieces from the Ranchos of the Santa Clara Valley and the timeless psychedelics of the storied Fillmore Music Hall. The collection has been crafted to engage and provoke everyone from the casual fan to the art aficionado.

The Art Collection at Levi's Stadium was curated in partnership with Sports & the Arts (SATA).



PUBLIC TRANSIT AND PARKING

PUBLIC TRANSPORTATION

Guests are encouraged to take public transportation. For additional information regarding public transportation, visit www.levisstadium.com or any of the following websites listed below:

Valley Transportation Authority (VTA)

VTA provides buses and light rail transportation in the greater San Jose area reaching Mountain View, Cupertino, and Sunnyvale.

VTA buses will drop off guests in two locations:

- Intersection of Tasman Drive and Great America Parkway
- Intersection of Tasman Drive and Calle Del Sol

VTA light rail trains will drop off and pick up at the Great America Station located north of the stadium. For more information please visit www.vta.org, or call 408-321-2300.

Altamont Corridor Express (ACE)

ACE Trains provide services to Levi's Stadium from Stockton, Lathrop/Manteca, Tracy, Vasco, Livermore, Pleasanton and Fremont. For more information please visit www.acerail.com or call 209-944-6220.

Capitol Corridor

Capitol Trains provides services to Levi's Stadium from Auburn, Rocklin, Roseville, Sacramento, Davis, Suisun/Fairfield, Martinez, Richmond, Berkeley, Emeryville, Oakland, Hayward, and Fremont/Centerville. For more information please visit www.capitolcorridor.org, or call 877-974-3322.

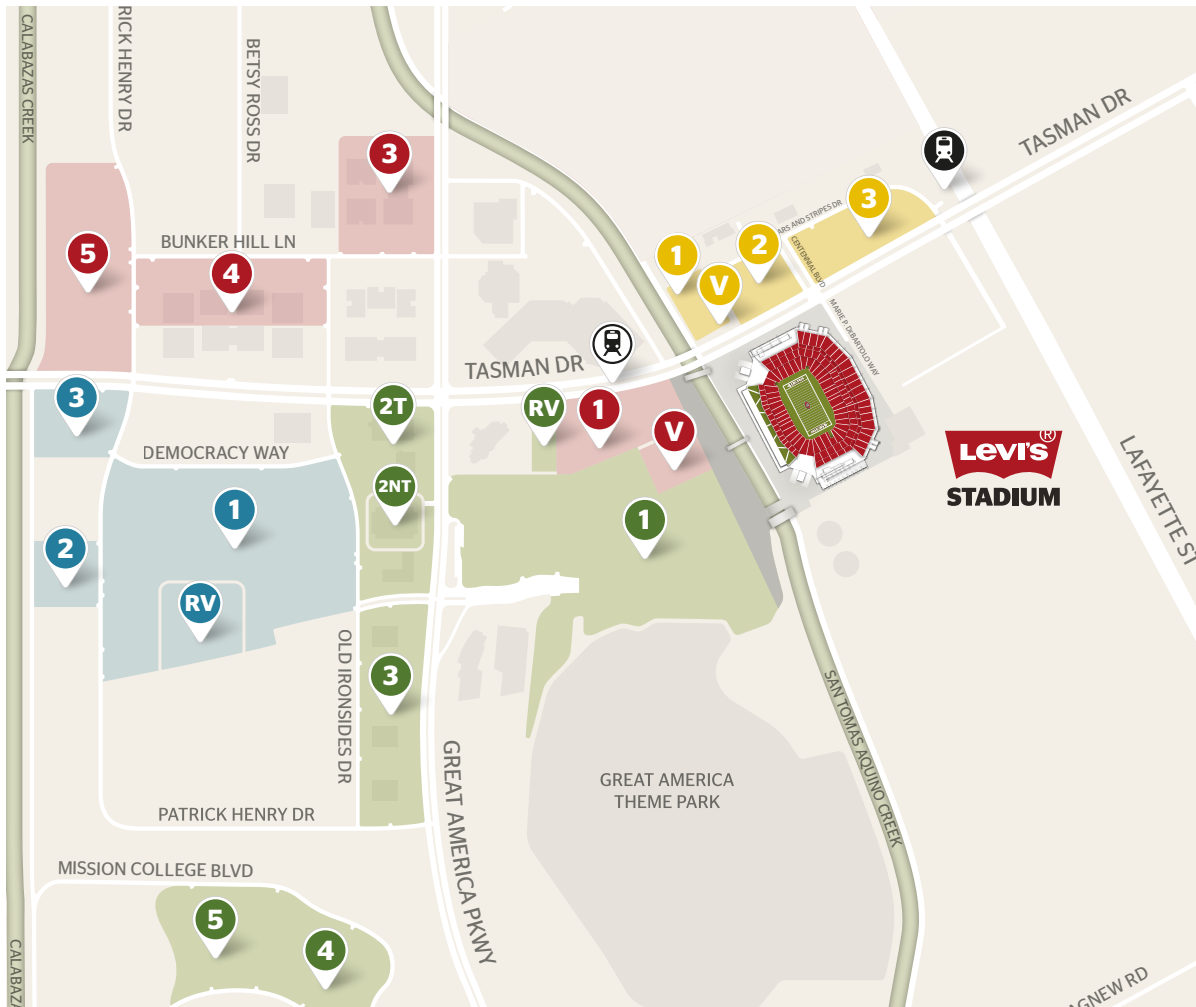
Caltrain

Caltrain provides services from San Francisco to South San Jose with stops all along the Peninsula. On event day, Caltrain transports passengers from all locations to connect with VTA Light Rail Trains or buses at the Mountain View Transit Center, located at Evelyn Avenue and Castro Street. For more information please visit www.caltrain.com, or call 1 (800) 660-4287.





PARKING + TAILGATING MAP



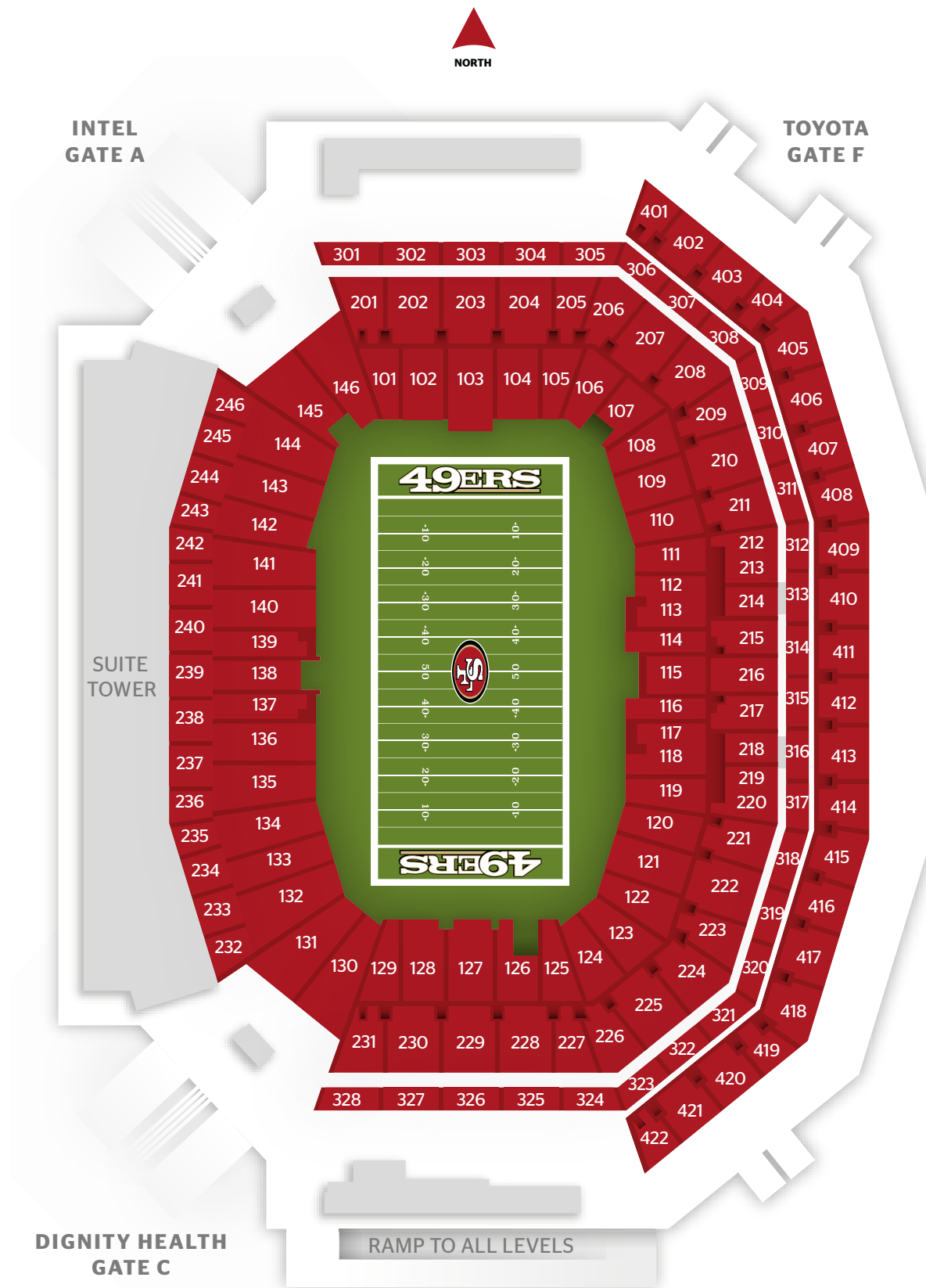
TAILGATING PERMITTED

WITH OPEN FLAME BBQ

- | | | | | |
|-------------------------------|----------------------------|----------------------------|------------------------------|-------------------------------|
| V Premium Red Lot VIP | 1 Premium Red Lot 1 | 3 Premium Red Lot 3 | 1 Premium Green Lot 1 | 2T Premium Green Lot 2 |
| 4 Green Lot 4 | RV RV Green Lot | 1 Blue Lot 1 | RV RV Blue Lot | 2 Premium Yellow Lot 2 |
| 3 Premium Yellow Lot 3 | | | | |

TAILGATING NOT PERMITTED

- | | | | | |
|--------------------|--------------------|--------------------------------|----------------------|----------------------|
| 4 Red Lot 4 | 5 Red Lot 5 | 2NT Premium Green Lot 2 | 3 Green Lot 3 | 5 Green Lot 5 |
|--------------------|--------------------|--------------------------------|----------------------|----------------------|





CHIP KELLY

HEAD COACH

4TH NFL SEASON

1ST WITH 49ERS

Chip Kelly was named the 19th head coach of the San Francisco 49ers on January 14, 2016, after spending the previous three seasons as head coach of the Philadelphia Eagles.

Kelly joins the 49ers with 26 seasons of coaching experience at both the NFL and collegiate levels. Before his time in Philadelphia, Kelly served as the head coach at the University of Oregon (2009-12) after spending the previous two seasons as the team's offensive coordinator (2007-08). Prior to Oregon, Kelly served as the offensive coordinator at the University of New Hampshire (1999-2006).

Over the span of Kelly's three seasons in Philadelphia, the Eagles ranked third in the NFL in points per game (26.9) and total offense (392.8 yards per game), and fourth in rushing yards per game (131.3). The Eagles also recorded the second-most running plays of 10-or-more yards (175) and the fourth-most passing plays of 25-or-more yards (109).

In 2015, QB Sam Bradford registered a career-high 3,725 passing yards while setting single-season franchise records with 346 completions and a 65.0 completion percentage in 14 games played. Second-year WR Jordan Matthews had 85 receptions which tied for the fourth-most receptions in Eagles single-season history, while leading the team with 997 yards and eight touchdowns. DT Fletcher Cox earned Second-Team Associated Press All-Pro honors and was selected to the 2016 Pro Bowl, joining teammates T Jason Peters and RB Darren Sproles in Hawaii.

In 2014, Kelly's team posted its second consecutive 10-6 record as the offense scored a team-record 474 points after setting the franchise record with 442 points a year prior. That year, WR Jeremy Maclin returned from injury to post 85 receptions for a career-high 1,318 yards and 10 touchdowns, while QB Mark Sanchez set a team record at the time with a 64.1 completion percentage. The Eagles had four players selected Second-Team AP All-Pro, and eight players named to the Pro Bowl, including RB LeSean McCoy, who finished third in the NFL with 1,319 rushing yards, and LB Connor Barwin, who registered a career-high 14.5 sacks, which tied for fourth-most in the NFL.

In Kelly's first year as the Eagles head coach in 2013, he took over a team that totaled just four wins a year prior and guided it to a 10-6 record and an NFC East Division title, becoming just the second head coach in league history to win a division title in his first season in the NFL. Philadelphia set a NFL record with 99 plays of 20-or-more yards, while leading the NFL in rushing yards per game (160.4) and ranking fourth in points per game (27.6). QB Nick Foles threw for 27 touchdowns and just two interceptions with a passer rating of 119.2, the third-highest quarterback rating in NFL history. McCoy set single-season franchise records and led the NFL in rushing yards (1,607) and yards from scrimmage (2,146), while WR DeSean Jackson recorded career highs with 82 receptions for 1,332 yards and nine touchdowns. Five Eagles, including McCoy and Jackson, were selected to the Pro Bowl while three members of the team earned First-Team AP All-Pro honors: McCoy, G Evan Mathis and T Jason Peters.

KELLY'S GOLDEN NUGGETS

- Won 10 games in each of his first two seasons with the Philadelphia Eagles, including a NFC East Division championship in his first season in 2013, becoming the second head coach in league history to win a division title in his first season in the NFL.
- Finished with a 46-7 (.868) record as the Oregon Ducks head coach from 2009-12, including an appearance in four BCS Bowls and a trip to the National Championship game.

Prior to Philadelphia, Kelly spent 22 seasons at the collegiate level. As head coach of the University of Oregon (2009-12), his team's produced a 46-7 (.868) overall record and victories in the Rose Bowl and Fiesta Bowl. In four seasons, the Ducks scored 44.7 points per game while leading the nation in big plays, including 220 pass plays of 25-or-more yards and 110 rushes of 25-or-more yards. Kelly became the first coach in school history to guide the program to three consecutive undisputed conference championships (2009-11) and led the Ducks to their first three 12-win seasons (2010-12). Under his direction, Oregon made an appearance in a BCS Bowl game in each of his four seasons, including a trip to the National Championship game in 2010.

In 2012, Kelly's Ducks posted a 12-1 record, including their third consecutive conference championship and a Fiesta Bowl victory over Kansas State, 35-17. Oregon ranked second in the nation in scoring (49.6 points per game) and fifth in total offense (537.4 yards per game). Freshman QB Marcus Mariota threw 32 touchdowns while RB Kenjon Barner finished sixth in the nation with 1,767 rushing yards. Mariota would go on to win the 2014 Heisman Trophy and become the number two overall selection in the 2015 NFL Draft.

Kelly led Oregon to a 12-2 record in 2011, their second straight conference championship and a win in the Rose Bowl over the Wisconsin Badgers, 45-38. The team finished third in the country in points per game (46.1) and fourth in FBS in total offense (522.8 yards per game). The 2010 Ducks finished with a 12-1 record and earned a trip to the BCS Championship game while averaging the most points (47.0 points per game) and total yards (530.7 yards per game) in the FBS. In becoming the Pac-10's first unbeaten regular season champion in five years, Kelly was named AP Coach of the Year, Eddie Robinson Coach of the Year, Walter Camp Coach of the Year and Pac-10 Coach of the Year.

In 2009, Kelly was promoted to head coach at the University of Oregon following two seasons as the team's offensive coordinator. In his first season as head coach, he led the Ducks to a 10-3 record and a trip to the Rose Bowl, while the offense finished sixth in the country in points per game (36.1) and rushing yards per game (231.7).

As the Ducks offensive coordinator in 2008, Kelly's offense led the Pac-10 in rushing yards (280.1 per game), points per game (41.9) and total offense (484.9 yards per game). The Oregon offense produced two 1,000-yard rushers in RB Jeremiah Johnson and RB LeGarrette Blount, while eclipsing 300-or-more rushing yards in eight of 13 games.

In Kelly's first season in charge of the Oregon offense in 2007, the Ducks led the Pac-10 in points per game (38.2) despite playing four different quarterbacks in the team's final four games. QB Dennis Dixon finished fifth in the Heisman voting with 2,136 passing yards and 20 touchdowns, and RB Jonathan Stewart registered 1,722 rushing yards, the fifth most in college football.

Before his time at Oregon, Kelly spent 13 years at his alma mater, the University of New Hampshire, where he was the team's offensive coordinator for his final eight seasons (1999-2006). In 2006, QB Ricky Santos earned the Walter Payton Award as the most outstanding player in FCS. Kelly was promoted to offensive coordinator after having served as the running backs coach (1992 & 1994-96) and offensive line (1997-98).

Born November 25, 1963, in Dover, NH, Kelly played quarterback and safety at the University of New Hampshire from 1981-84. Following his playing career, Kelly was an assistant at Columbia University for two seasons (1990-91), coaching on the defensive side of the ball and special teams. In 1992, he returned to New Hampshire to become the running backs coach before spending the 1993 season as the defensive coordinator at Johns Hopkins University.

KELLY'S BACKGROUND

YEARS	COACHING BACKGROUND	HEAD COACH
2016-present	Head Coach, San Francisco 49ers	---
2013-15	Head Coach, Philadelphia Eagles	---
2009-12	Head Coach, University of Oregon	---
2007-08	Offensive Coordinator, University of Oregon	Mike Bellotti
1999-2006	Offensive Coordinator, University of New Hampshire	Sean McDonnell
1997-98	Offensive Line, University of New Hampshire	Bill Bowes
1994-96	Running Backs, University of New Hampshire	Bill Bowes
1993	Defensive Coordinator, Johns Hopkins University	Jim Margraff
1992	Running Backs, University of New Hampshire	Bill Bowes
1991	Outside Linebackers/Safeties, Columbia University	Ray Tellier
1990	Defensive Backs/Special Teams, Columbia University	Ray Tellier
1981-84	*Quarterback/Safety, University of New Hampshire	Bill Bowes

* Player

ALL-TIME 49ERS HEAD COACHING RECORDS

REGULAR SEASON

COACH	SEASONS	YEARS	WINS	LOSSES	TIES	WIN PCT.
Lawrence Shaw	9	1946–54	71	39	4	.640
Norman Strader	1	1955	4	8	0	.333
Frank Albert	3	1956–58	19	16	1	.542
Howard Hickey*	5	1959–63	27	27	1	.500
Jack Christiansen*	5	1963–67	26	38	3	.411
Dick Nolan	8	1968–75	54	53	5	.504
Monte Clark	1	1976	8	6	0	.571
Ken Meyer	1	1977	5	9	0	.357
Pete McCulley#	1	1978	1	8	0	.111
Fred O'Connor#	1	1978	1	6	0	.143
Bill Walsh	10	1979–88	92	59	1	.609
George Seifert	8	1989–96	98	30	0	.766
Steve Mariucci	6	1997–02	57	39	0	.594
Dennis Erickson	2	2003–04	9	23	0	.281
Mike Nolan %	4	2005–08	18	37	0	.327
Mike Singletary %	3	2008–10	18	22	0	.450
Jim Harbaugh	4	2011–14	43	19	1	.690
Jim Tomsula &	2	2010, 2015	6	11	0	.353
Chip Kelly	1	2016–Current	2	13	0	.133

*Hickey coached the first three games of '63, Christiansen coached the final 11.

#McCulley coached the first nine games of '78, O'Connor coached the final 7.

%Nolan coached the first seven games of '08, Singletary coached the final 9.

& Singletary coached the first 15 games of '10, Tomsula coached the final 1.

POSTSEASON

COACH	SEASONS	YEARS	WINS	LOSSES	TIES	WIN PCT.
Lawrence Shaw	9	1946–54	1	1	0	.500
Frank Albert	3	1956–58	0	1	0	.000
Dick Nolan	8	1968–75	2	3	0	.400
Bill Walsh	10	1979–88	10	4	0	.714
George Seifert	8	1989–96	10	5	0	.667
Steve Mariucci	6	1997–02	3	4	0	.429
Jim Harbaugh	4	2011–14	5	3	0	.625

PRESEASON

COACH	SEASONS	YEARS	WINS	LOSSES	TIES	WIN PCT.
Lawrence Shaw	9	1946–54	28	9	2	.766
Norman Strader	1	1955	5	1	0	.833
Frank Albert	3	1956–58	11	7	0	.611
Howard Hickey	5	1959–63	12	15	0	.444
Jack Christiansen	5	1963–67	5	14	1	.263
Dick Nolan	8	1968–75	15	32	1	.319
Monte Clark	1	1976	4	2	0	.667
Ken Meyer	1	1977	1	5	0	.167
Pete McCulley	1	1978	1	3	0	.250
Bill Walsh	10	1979–88	22	20	1	.524
George Seifert	8	1989–96	25	12	1	.676
Steve Mariucci	6	1997–02	10	14	0	.417
Dennis Erickson	2	2003–04	3	5	0	.375
Mike Nolan	4	2005–08	7	9	0	.438
Mike Singletary	2	2009–10	7	1	0	.875
Jim Harbaugh	4	2011–14	10	6	0	.625
Jim Tomsula	2	2010, 2015	2	2	0	.500
Chip Kelly	1	2016–Current	2	2	0	.500

OPENING DAY GAMES

COACH	SEASONS	YEARS	WINS	LOSSES	TIES	WIN PCT.
Lawrence Shaw	9	1946–54	7	2	0	.778
Norman Strader	1	1955	0	1	0	.000
Frank Albert	3	1956–58	1	2	0	.333
Howard Hickey	5	1959–63	2	3	0	.400
Jack Christiansen	5	1963–67	2	1	1	.667
Dick Nolan	8	1968–75	3	5	0	.375
Monte Clark	1	1976	1	0	0	1.000
Ken Meyer	1	1977	0	1	0	.000
Pete McCulley	1	1978	0	1	0	.000
Bill Walsh	10	1979–88	4	6	0	.400
George Seifert	8	1989–96	7	1	0	.875
Steve Mariucci	6	1997–02	3	3	0	.500
Dennis Erickson	2	2003–04	1	1	0	.500
Mike Nolan	4	2005–08	2	2	0	.500
Mike Singletary	1	2009–10	1	1	0	.500
Jim Harbaugh	4	2011–14	4	0	0	1.000
Jim Tomsula	2	2010, 2015	1	0	0	1.000
Chip Kelly	1	2016–Current	1	0	0	1.000



CURTIS MODKINS

OFFENSIVE COORDINATOR

9TH NFL SEASON

1ST WITH 49ERS

Curtis Modkins enters his ninth season in the NFL and first as the 49ers offensive coordinator. A veteran of 22 seasons coaching at the professional and collegiate levels, he spent the previous three seasons (2013-15) as the running backs coach and run game coordinator for the Detroit Lions.

In 2015 among running backs, the Lions finished the season ranked first in receptions (135) and receiving yards (1,216), and tied for fourth in receiving touchdowns (five) among running backs. RB Theo Riddick set a Detroit franchise record for receptions by a running back, registering 80 receptions for 697 yards and three touchdowns. Rookie RB Ameer Abdullah finished fifth in the NFL in all-purpose yards (1,857).

In 2014, RB Joique Bell led the Lions with a career-high 860 yards on the ground with seven rushing touchdowns. Detroit was the only team in the NFL that had three running backs with 30-or-more receptions.

Detroit ranked third in the NFL in total yards gained by running backs with 2,769 yards (1,690 rushing, 1,079 receiving) in 2013. The Lions were the only team to feature backs who combined for 1,600-or-more rushing yards and 1,000-or-more receiving yards. Under Modkins' guidance, RB Reggie Bush (1,006 rushing, 506 receiving) and Bell (651 rushing, 547 receiving) became the first running back tandem in NFL history to both register 500-or-more rushing yards and 500-or-more receiving yards in the same season.

Prior to joining the Lions, Modkins spent three seasons (2010-12) with the Buffalo Bills as the offensive coordinator and running backs coach. In each of the three seasons with Modkins as offensive coordinator, QB Ryan Fitzpatrick registered 3,000-or-more passing yards and 20-or-more touchdown passes while WR Stevie Johnson recorded 1,000-or-more receiving yards.

In 2012, the Bills offense ranked fourth in the NFL in yards per carry (5.0) and sixth in total rushing yards (2,217). RB C.J. Spiller finished eighth in the league with 1,244 rushing yards en route to his first Pro Bowl selection.

Buffalo ranked 14th in the league in points per game (23.3) and led the AFC in yards per carry (4.9) in 2011. RB Fred Jackson rushed for a team-high 934 yards and six touchdowns while Johnson recorded his second consecutive 1,000-receiving yard season. Fitzpatrick set then career highs with 3,832 passing yards and 24 touchdown passes.

During his first year with the Bills in 2010, Johnson registered career highs with 82 receptions for 1,078 yards and 10 touchdowns, the second most receiving touchdowns in team history. Buffalo was one of five AFC teams with a 3,000-yard passer and two players with 1,000-or-more yards from scrimmage (Jackson and Johnson).

Modkins spent one season as the running backs coach with the Arizona Cardinals in 2009. Second-year RB Tim Hightower finished second in the NFL among running backs with 63 receptions and set a career high with 1,204 total yards from scrimmage while rushing for eight touchdowns. Rookie RB Beanie Wells rushed for 793 yards and seven touchdowns.

Modkins began his NFL coaching career in 2008 as the running backs coach with the Kansas City Chiefs. That season, the Chiefs ranked fourth in the NFL, averaging 4.8 yards per carry. Modkins mentored RB Larry Johnson, who led the team with 193 carries for 874 yards and five touchdowns, and RB Jamaal Charles, who rushed for 378 yards during his rookie season.

Before heading to the NFL, Modkins spent 13 seasons at the collegiate level, including six years at Georgia Tech University. He first joined the staff as the defensive backs coach (2002) before spending the next five seasons as the team's running backs coach (2003-07).

During his time as the Yellow Jackets running backs coach, the team averaged 150-or-more yards per game on the ground in each of his five seasons. From 2006-07, RB Tashard Choice registered back-to-back 1,000-yard rushing seasons, while RB P.J. Daniels ranked 10th in the nation with 1,447 yards rushing in 2003.

Prior to Georgia Tech, Modkins spent four seasons (1998-2001) as the cornerbacks coach at the University of New Mexico. In 2001, Modkins' cornerbacks helped the Lobos rank 18th in the nation in total defense while notching 15 interceptions. From 1998-2000, New Mexico's passing yards per game allowed declined each season, from a high of 222.3 in 1998 to 194.1 in 2000.

Modkins began his coaching career at his alma mater, Texas Christian University, where he served as a graduate assistant in 1995, secondary coach in 1996, and tight ends coach in 1997.

Modkins has been a three-time intern through the NFL Minority Coaching Fellowship program, working with the Philadelphia Eagles (head coach Ray Rhodes) in 1997, the Dallas Cowboys (head coach Chan Gailey) in 1999 and the Pittsburgh Steelers (head coach Bill Cowher) in 2005.

A native of Marlin, TX, Modkins was a three-year starter for TCU and led the Horned Frogs in rushing from 1990-92. He finished his career ranked eighth on the school's all-time rushing list with 2,763 yards and was twice named Second-Team All-Southwest Conference. He earned a bachelor's degree in criminal justice in 1993, and earned his master of liberal arts degree in 1997. Modkins and his wife, Kristi, have four children: Ciera, Jett, Mariah and Dash.

MODKINS' BACKGROUND

<u>YEARS</u>	<u>COACHING BACKGROUND</u>	<u>HEAD COACH</u>
2016-current	Offensive Coordinator, San Francisco 49ers	Chip Kelly
2013-15	Running Backs/Run Game Coordinator, Detroit Lions	Jim Caldwell/Jim Schwartz
2010-12	Offensive Coordinator/Running Backs, Buffalo Bills	Chan Gailey
2009	Running Backs, Arizona Cardinals	Ken Whisenhunt
2008	Running Backs, Kansas City Chiefs	Herm Edwards
2008	Offensive Coordinator, Colorado State University	Steve Fairchild
2003-07	Running Backs, Georgia Tech University	Joe Tenuta/Chan Gailey
2002	Defensive Backs, Georgia Tech University	Chan Gailey
1998-2001	Defensive Backs, University of New Mexico	Rocky Long
1997	Tight Ends, Texas Christian University	Pat Sullivan
1996	Secondary, Texas Christian University	Pat Sullivan
1995	Graduate Assistant, Texas Christian University	Pat Sullivan
1990-92	*Running Back, Texas Christian University	Pat Sullivan/Jim Wacker

* Player



JIM O'NEIL

DEFENSIVE COORDINATOR

8TH NFL SEASON

1ST WITH 49ERS

Jim O'Neil enters his eighth season in the NFL and first with the 49ers as the team's defensive coordinator. He joins the 49ers after spending the past two seasons (2014-15) in the same role with the Cleveland Browns.

In his two seasons with Cleveland, O'Neil led a Browns unit that ranked sixth in the NFL in opposing quarterback completion percentage (59.6) and tied for seventh in interceptions (32) during that time span. In his first season as defensive coordinator in 2014, O'Neil directed a Browns defense that made significant strides from the year prior. Cleveland allowed 69 fewer points than they did in 2013, and ranked ninth in scoring defense (21.1 PPG). His defensive unit led the NFL in opponent quarterback rating (74.1), ranked second in interceptions (21), and tied for fourth in takeaways (29) that season.

In 2014, S Tashaun Gipson finished second in the NFL with six interceptions despite missing the final five games of the season and was selected to his first career Pro Bowl. CB Joe Haden, who ranked second in the NFL in passes defended (20), and S Donte Whitner, in his first season with the Browns, were also selected to the Pro Bowl. It marked the first time in franchise history that three defensive backs were selected to the Pro Bowl and the first time the Browns had at least three players selected on the defensive side of the ball since 1995. In 2015, DE Desmond Bryant led the team with a career-high 6.0 sacks in 14 games played.

Prior to joining the Browns, O'Neil spent the 2013 season as the linebackers coach for the Buffalo Bills. His linebackers helped the Bills set a franchise record with 57 sacks that season, which ranked second in the NFL. The Bills defense finished 10th in the NFL in total defense (333.4 yards per game) after finishing 22nd the year before his arrival. Buffalo also led the NFL in opponent completion percentage (55.3), finished second in interceptions (23), third in opponent quarterback rating (74.9), fourth in passing defense (204.4) and tied for sixth in total takeaways (30). O'Neil worked with rookie DE Jerry Hughes, who appeared in all 16 games and set a career high with 10.0 sacks and registered the first two forced fumbles of his career during his first year with Buffalo.

O'Neil spent four seasons in the New York Jets organization, first as defensive quality control/defensive backs coach in 2009 and then the next three years (2010-12) as assistant defensive backs coach. With New York, the Jets passing defense finished in the top-10 every year with O'Neil on staff. The unit ranked second in 2012 (189.8), fifth in 2011 (201.0), sixth in 2010 (200.6) and first in 2009 (153.7) in opponent passing yards per game.

Over those four years in New York, the Jets defense combined to rank first in the NFL in opponent quarterback rating (71.0), completion percentage (52.6) and passing yards per game (186.3). The Jets defense yielded the second-fewest yards per game (294.8) and allowed only nine, 100-yard receiving games from 2009-2012, the fewest in the NFL over that timespan. O'Neil worked with CB Darrelle Revis in New York where he earned three First-Team AP All-Pro selections (2009-11) and was selected to the Pro Bowl three times. O'Neil helped guide CB Antonio Cromartie and S LaRon Landry to earn 2013 Pro Bowl honors.

Before his time in the NFL, O'Neil spent eight years as a coach at the collegiate level. He was at Eastern Michigan University as the school's recruiting coordinator and safeties coach from 2006-08. He also had stints at Towson University in 2005 as the defensive coordinator, Northwestern University from 2003-04 as a graduate assistant/defensive backs coach, the University of Pennsylvania in 2002 as an assistant offensive line coach and SUNY-Albany in 2001 as an assistant offensive line/tight ends coach.

A three-year starter as a defensive lineman at Towson University, O'Neil served as a team captain in 2000. He earned a bachelor's degree in sports management from Towson, a master of arts degree in liberal studies from Northwestern and a master of science degree in education from SUNY-Albany.

A 37-year-old native of Doylestown, PA, O'Neil attended Central Bucks West (Doylestown, PA) High School where he helped the school to a 31-4 record and three consecutive Suburban One League National Conference championships. He and his wife, Stacy, have a son, Danny, and a daughter, Riley.

O'NEIL'S BACKGROUND

YEARS	COACHING BACKGROUND	HEAD COACH
2016-current	Defensive Coordinator, San Francisco 49ers	Chip Kelly
2014-15	Defensive Coordinator, Cleveland Browns	Mike Pettine
2013	Linebackers, Buffalo Bills	Doug Marrone
2010-12	Assistant Defensive Backs, New York Jets	Rex Ryan
2009	Defensive Backs/Quality Control, New York Jets	Rex Ryan
2006-08	Safeties, Eastern Michigan University	Jeff Genyk
2005	Defensive Coordinator/Defensive Backs, Towson University	Gordy Combs
2003-04	Graduate Assistant/Defensive Backs, Northwestern University	Randy Walker
2002	Assistant Offensive Line, University of Pennsylvania	Al Bagnoli
2001	Assistant Offensive Line/Tight Ends, State University of New York at Albany	Robert Ford
1997-2000	*Defensive Lineman, Towson University	Gordy Combs

* Player



DERIUS SWINTON II

SPECIAL TEAMS COORDINATOR

8TH NFL SEASON

1ST WITH 49ERS

Derius Swinton II enters his eighth season in the NFL and first with San Francisco as the special teams coordinator. He joins the 49ers after serving as an assistant special teams coach with the Chicago Bears.

In 2015, Swinton worked with second-year punter Patrick O'Donnell as he surpassed his totals from his rookie season in gross average (44.2), net average (39.7) and punts inside the 20-yard line (28). K Robbie Gould made a career-high 33 field goals which ranked tied for second in the NFL. Gould led the NFL with seven made field goals from 50-or-more yards, which was also a career high.

Prior to joining the Bears, Swinton was an assistant special teams coach with the Denver Broncos from 2013-14. In two seasons with Denver, the team ranked ninth in the NFL in field goal percentage (89.1), making 49 of 55 attempts. In 2014, K Connor Barth's 93.8 field goal percentage was the second-highest in a single-season in franchise history, while KR/PR Trindon Holliday returned both a punt and kickoff return touchdown that season.

In Swinton's first season with Denver, K Matt Prater earned his first career Pro Bowl selection as he set franchise records in field goal percentage (96.2) and points scored (150) in 2013. Prater connected on a 64-yard field goal that season, the longest in NFL history.

Swinton joined the Broncos after spending the 2012 season as a special teams quality control coach for the Kansas City Chiefs. That season, Chiefs P Dustin Colquitt also earned his first trip to the Pro Bowl after ranking second in the NFL in punts inside the 20-yard line (45) and 20 punts inside the 10-yard line. Kansas City's special teams also registered three forced fumbles, one blocked punt and one touchdown during the season.

Swinton began his NFL coaching career with the St. Louis Rams in 2009 as their special teams quality control coach. Over three seasons in St. Louis (2009-11), the Rams ranked third in the NFL in net punting average (39.3) and total kick return yards (5,802), fourth in punt return average (11.0) and fifth in punts downed inside the 20-yard line (95). P Donnie Jones had a net-average of 40.0 in 2010, a mark that ranked third in the NFL and second in the NFC.

Swinton began his coaching career at the University of Tennessee in 2007 as a graduate assistant working with the defense, a position that he held for two years. In 2008, the Volunteers ranked third in the nation in total defense during his final season on staff, as the team allowed only 263.5 yards per game. With Tennessee, he worked with DB Eric Berry who earned Second-Team All-SEC honors as a freshman in 2007 and All-America honors the following season in 2008.

A Newport News, VA native, Swinton played safety at Hampton University for four seasons (2003-06). Swinton registered 103 tackles, eight interceptions and 10 passes defensed. He was also on the school's basketball team.

SWINTON'S BACKGROUND

<u>YEARS</u>	<u>COACHING BACKGROUND</u>	<u>HEAD COACH</u>
2016-current	Special Teams Coordinator, San Francisco 49ers	Chip Kelly
2015	Assistant Special Teams, Chicago Bears	John Fox
2013-14	Assistant Special Teams, Denver Broncos	John Fox
2012	Special Teams Quality Control, Kansas City Chiefs	Romeo Crennel
2009-11	Special Teams Quality Control, St. Louis Rams	Steve Spagnuolo
2007-08	Graduate Assistant, University of Tennessee	Phillip Fulmer
2003-06	*Safety, Hampton University	Joe Taylor

* Player



ROY ANDERSON

ASSISTANT DEFENSIVE BACKS

12TH NFL SEASON

1ST WITH 49ERS

Roy Anderson enters his 12th season in the NFL and first as the 49ers assistant defensive backs coach. He spent the previous four seasons as the secondary coach for the Indianapolis Colts (2012-15).

Under Anderson, the Colts secondary flourished as CB Vontae Davis and S Mike Adams were both selected to the Pro Bowl in each of the previous two seasons, the first career selection for both. Davis registered four interceptions in 2014 and 2015, tying his career high, while Adams recorded five interceptions in each of the past two seasons, also a career high.

Adams started all 16 games in 2014 and ranked tied for first in the NFL with seven takeaways and tied for third in the league with five interceptions. He also finished the season with a career-high 93 tackles and tallied 11 passes defended.

In 2013, Anderson worked with former Colts and current 49ers S Antoine Bethea who reached 100-or-more tackles for the sixth consecutive season (110). In his first year with the Colts, S LaRon Landry finished the season with 87 tackles, the fourth-most on the team.

In his first year with Indianapolis, Anderson coached Bethea as he notched 123 tackles, 2.0 sacks and seven passes defended, as well as starting all 16 games for the fifth consecutive season. S Tom Zbikowski registered a career-high 47 tackles, 1.0 sack, one interception and five passes defended, starting 11 games that season, the most of his career. Both safeties helped a secondary which allowed 23 passing touchdowns and held opponents to an average of just 20.9 completions per game, which both ranked seventh in the AFC.

Anderson joined the Colts after seven seasons (2005-11) with the Baltimore Ravens. In his final two years with Baltimore (2010-11), Anderson was the team's defensive assistant/secondary coach where he handled defensive quality control duties and also worked with the defensive backs. In 2011, the Ravens defense allowed 288.9 yards per game (third in the NFL), 92.6 rushing yards per game (second in the NFL) and 196.3 passing yards per game (fourth in the NFL) as the team reached the AFC Championship Game. In 2009, as a defensive assistant, Anderson worked primarily with the defensive line as the Ravens ranked third in the NFL, allowing 300.5 yards per game.

Anderson originally entered the NFL with the Ravens in 2005 as a player personnel assistant, where he worked with Baltimore's draft and free agency process by evaluating players, organizing free agent tryouts and monitoring potential trade transactions.

Prior to joining the Ravens, Anderson was as a graduate assistant with Louisiana State University during the 2004 season. With the Tigers, he worked with future NFL WRs Dwayne Bowe, Buster Davis, Skyler Green and Early Doucet.

Anderson began his coaching career as a graduate assistant with Florida A&M University, working with the quarterbacks in 2002. The following season, he served as a student assistant with Florida State University, again tutoring the team's quarterbacks.

A four-year quarterback at Howard University (1997-2001), Anderson was named to the All-Mid-Eastern Athletic Conference Scholar-Athlete Team in 2001. He also received the Howard University Scholar-Athlete Award twice in his career (2000 and 2001).

A native of Tallahassee, FL, Anderson graduated with a bachelor's degree in business administration and also earned his master's in sports management from Florida State in 2003. He attended Godby (Tallahassee, FL) High School, where he participated in both football and baseball.

ANDERSON'S BACKGROUND

YEARS	COACHING BACKGROUND	HEAD COACH
2016-current	Assistant Defensive Backs, San Francisco 49ers	Chip Kelly
2012-15	Safeties, Indianapolis Colts	Chuck Pagano
2010-11	Defensive Assistant/Secondary, Baltimore Ravens	John Harbaugh
2009	Defensive Assistant, Baltimore Ravens	John Harbaugh
2008	Coaching Assistant, Baltimore Ravens	John Harbaugh
2005-07	Player Personnel Assistant, Baltimore Ravens	Brian Billick
2004	Graduate Assistant, Louisiana State University	Nick Saban
2003	Student Assistant, Florida State University	Bobby Bowden
2002	Graduate Assistant, Florida A&M University	William Joe
1997-01	*Quarterback, Howard University	Steve Wilson

* Player



JERRY AZZINARO

DEFENSIVE LINE

4TH NFL SEASON

1ST WITH 49ERS

Jerry Azzinaro enters his fourth season as a NFL coach and first as the 49ers defensive line coach. A veteran of 34 seasons of coaching at the professional and collegiate levels, he joins the 49ers after three years (2013-15) as the assistant head coach/defensive line coach with the Philadelphia Eagles.

In 2015, the Eagles defensive unit was led by DE Fletcher Cox, who earned his second-consecutive Second-Team AP All-Pro honors and was selected to the 2016 Pro Bowl after leading the team with a career-high 9.5 sacks.

During Azzinaro's time in Philadelphia, the Eagles defensive line was one of the most productive in the NFL. In 2014, the unit helped the defense rank fifth in the NFL in yards per carry (3.7) and tied for the second-most sacks in the NFL (49). Cox also earned Second-Team AP All-Pro honors that season as he registered 70 tackles, 4.0 sacks and three fumble recoveries, while DE Vinny Curry had a career-high 9.0 sacks. In his first season working with Philadelphia's defensive line in 2013, the Eagles defense tied for third in the NFL with 31 takeaways.

Prior to joining the Eagles, Azzinaro served as the defensive line coach at the University of Oregon under head coach Chip Kelly from 2009-12. He was on a coaching staff that helped lead the Ducks to a 46-7 record and four BCS bowl games in four years, including the 2011 BCS National Championship Game.

Azzinaro assisted the development of Oregon's defenders which included multiple awards and honors. DE Dion Jordan, who was selected third overall by the Miami Dolphins in the 2013 NFL Draft, earned consecutive First-Team All-Pac-12 honors (2011-12) under Azzinaro after registering a combined 12.5 sacks and 23.5 tackles for loss. As a defensive end at Oregon, Kenny Rowe earned Second-Team All-Pac-12 honors in 2010 after collecting 7.0 sacks and 16.5 tackles for loss.

In 2012, he also began the development of current 49ers DT Arik Armstead during his freshman season at Oregon. During his first two years in charge of the defensive line, the Ducks led the Pac-10 in sacks in 2009 (36) and 2010 (45).

Throughout his coaching career, Azzinaro has served as the defensive line coach at Marshall University in 2008 and at the University of New Hampshire in 2007. Azzinaro has also had stints as a defensive coordinator at Duke University (2004-06), the University of Massachusetts (1994 & 1997) and American International College (1987-91).

Azzinaro served as the defensive line coach and recruiting coordinator at Syracuse University from 1999-2003, where he mentored All-American and future NFL All-Pro DE Dwight Freeney. Freeney finished his career ranked second in school history with 34 sacks.


In 1986, Azzinaro served as the head coach of Division-III Western New England University for one season. He began his coaching career as a graduate assistant at American International College (1982-84) and also had stops as an assistant at the University of Maine (1998), Boston College (1995-96), the University of Massachusetts (1992-93) and Westfield State University (1985).

A native of Staten Island, NY, Azzinaro was born on July 11, 1958, and is married to Alison Rourke. He played linebacker at American International College (1978-81) as he led his team in tackles as a senior in 1981. He received his degree in psychology and his master's in educational psychology in 1985.

AZZINARO'S BACKGROUND

YEARS	COACHING BACKGROUND	HEAD COACH
2016-current	Defensive Line, San Francisco 49ers	Chip Kelly
2013-15	Assistant Head Coach/Defensive Line, Philadelphia Eagles	Chip Kelly
2009-12	Defensive Line, University of Oregon	Chip Kelly
2008	Defensive Line, Marshall University	Mark Snyder
2007	Defensive Line, University of New Hampshire	Sean McDonnell
2004-06	Defensive Coordinator, Duke University	Ted Roof
1999-2003	Defensive Line, Syracuse University	Paul Pasqualoni
1998	Defensive Line, University of Maine	Jack Cosgrove
1997	Defensive Coordinator, University of Massachusetts	Mike Hodges
1995-96	Defensive Line, Boston College	Dan Henning
1994	Defensive Coordinator, University of Massachusetts	Mike Hodges
1992-93	Linebackers, University of Massachusetts	Mike Hodges
1987-91	Defensive Coordinator, American International College	Alex Rotsko
1986	Head Coach, Western New England University	---
1985	Running Backs, Westfield State University	Howard Murphy
1982-84	Graduate Assistant, American International College	Alex Rotsko/Bob Burke
1978-81	*Linebacker, American International College	Bob Burke

* Player



DANA BIBLE

SENIOR ANALYST

5TH NFL SEASON

1ST WITH 49ERS

Dana Bible enters his first season with the 49ers as the team's senior analyst. Bible brings more than 35 years of coaching experience on the offensive side of the ball to the 49ers staff, including over 20 seasons as an offensive coordinator.

Bible joins the 49ers after having spent six seasons (2007-12) at North Carolina State University. During the 2012 season, Bible served as the offensive coordinator/quarterbacks coach where QB Mike Glennon threw for 4,031 yards and 31 touchdowns as a senior. Bible worked with Glennon for five years (2008-12), as he would go on to be drafted in the third round (73rd overall) of the 2013 NFL Draft by the Tampa Bay Buccaneers. The Wolfpack averaged 310.1 passing yards per game in 2012, ranking 18th in the FBS. Bible was later named the team's interim head coach for the school's appearance in the Music City Bowl that season.

In his first four years at NC State, Bible oversaw the development of QB Russell Wilson. Following his redshirt season of 2007, Wilson became the first freshman quarterback in ACC history to earn First-Team All-ACC honors as he threw for 1,955 yards, 17 touchdowns and just one interception. With the Wolfpack, Wilson also set a new NCAA record by throwing 379 straight passes without an interception.

From 1999-2006, Bible was the offensive coordinator/quarterbacks/wide receivers coach at Boston College. At BC, he was a finalist for the 2000 Frank Broyles Award, given annually to the top assistant coach in the country. With the Eagles, he worked with the third overall pick in the 2008 NFL Draft, QB Matt Ryan, for three seasons (2004-06). In 2006, Ryan led the ACC with 263 completions as he threw for 2,942 yards, 15 touchdowns and a passer rating of 126.4. The 2005 Boston College squad led the ACC in total offense, averaging 387.8 yards per game.

Bible spent the 1998 season as the offensive coordinator of the Philadelphia Eagles. That season, RB Duce Staley led the team in both rushing attempts (258) and receptions (57). He finished with 1,065 rushing yards, the second-most in a single season in his career.

Prior to joining the Eagles, Bible was the offensive coordinator/quarterbacks coach at Stanford University for three seasons (1995-97) after spending the year prior in the same capacity at the University of Cincinnati. At Stanford, G Brad Badger earned First-Team All-Pac 10 honors in 1996 and was later drafted in the fifth round (162nd overall) by the Washington Redskins in the 1997 NFL draft. Badger went on to play 11 seasons in the NFL.

Bible originally entered the NFL with the Cincinnati Bengals as the team's quarterbacks coach from 1990-92. In Cincinnati, he worked with four-time Pro Bowler and 1988 NFL MVP, QB Boomer Esiason. Esiason threw for 3,031 yards and 24 touchdowns in his first season under Bible. His 24 touchdown passes were tied for the fourth-most in the NFL that season and that same year he registered the best postseason game of his career as he completed 14 of 20 pass attempts for 150 yards, two touchdowns and a passer rating of 125.0 against the Houston Oilers. He also added a postseason single-game career high with 57 rushing yards on five carries and one touchdown.

Before his time with the Bengals, Bible was at Miami University (OH) where he spent the 1989 season as the school's offensive coordinator. That marked his second stint with the school as he was also the RedHawks wide receivers coach for two seasons (1981-82). For three years (1986-88), Bible was the offensive coordinator at San Diego State University where he coached QB Todd Santos, who ranks second in school history in passing yards (11,425), passing touchdowns (70) and completions (910). In 1987, Santos registered a single season school record for passing yards with 3,932. From 1983-85, Bible was the offensive coordinator at North Carolina State University.

Bible began his collegiate coaching career as a graduate assistant at the University of Cincinnati, his alma mater, for two seasons (1976-77) before he took over as quarterbacks coach for the following three seasons.

A native of Erie, PA, Bible was a four-year defensive back at the University of Cincinnati (1972-75). He earned his bachelor's degree in economics from the school in 1976 and his masters of business administration in 1982. He and his wife, Nancy, have two children: Adele and Logan.

BIBLE'S BACKGROUND

<u>YEARS</u>	<u>COACHING BACKGROUND</u>	<u>HEAD COACH</u>
2016-current	Senior Analyst, San Francisco 49ers	Chip Kelly
2012	Interim Head Coach, North Carolina State University	---
2012	Offensive Coordinator/Quarterbacks, North Carolina State University	Tom O'Brien
2007-11	Offensive Coordinator/Quarterbacks/Wide Receivers, North Carolina State University	Tom O'Brien
1999-2006	Offensive Coordinator/Quarterbacks/Wide Receivers, Boston College	Tom O'Brien
1998	Offensive Coordinator, Philadelphia Eagles	Ray Rhodes
1995-97	Offensive Coordinator/Quarterbacks, Stanford University	Tyrone Willingham
1994	Offensive Coordinator/Quarterbacks, University of Cincinnati	Rick Minter
1990-92	Quarterbacks, Cincinnati Bengals	Joe Paterno
1989	Offensive Coordinator, Miami University (OH)	Dave Shula/Sam Wyche
1986-88	Offensive Coordinator, San Diego State University	Denny Stolz
1983-85	Offensive Coordinator, North Carolina State University	Tom Reed
1981-82	Wide Receivers, Miami University (OH)	Tom Reed
1978-80	Quarterbacks, University of Cincinnati	Ralph Staub
1976-77	Graduate Assistant, University of Cincinnati	Ralph Staub/Tony Mason
1972-75	*Defensive Back, University of Cincinnati	Tony Mason/Ray Callahan

* Player



BOB BICKNELL

WIDE RECEIVERS

10TH NFL SEASON

1ST WITH 49ERS

Bob Bicknell is in his first season with the 49ers as the wide receivers coach, after having spent the previous three years with the Philadelphia Eagles (2013-15) in the same role.

With 26 seasons of professional and collegiate coaching experience, Bicknell was a part of an Eagles offensive unit that set franchise records in points, touchdowns, passing yards, completions, and completion percentage during his time with the team.

In 2015, Bicknell coached a receiving corps that became just the third group in Eagles franchise history to feature three players with 50-or-more receptions in the same season, after accomplishing the same feat in 2014. His wide receiver group assisted QB Sam Bradford in setting the single-season franchise records for completions (346) and completion percentage (65.0). Second-year WR Jordan Matthews had 85 receptions, which tied for the fourth-most in Eagles single-season history, and led the team with 997 receiving yards and eight touchdowns.

In 2014, Bicknell helped WR Jeremy Maclin, who suffered a torn ACL in training camp a year prior, return to the field and establish career highs in receptions (85), receiving yards (1,318) and touchdowns (10) en route to his first career Pro Bowl selection. Additionally, under Bicknell's watch in 2014, Matthews went on to rank second all-time among Eagles rookies in receptions (67), receiving yards (872) and receiving touchdowns (eight).

Under the guidance of Bicknell, WR DeSean Jackson set career highs in receptions (82) and receiving yards (1,332), and tied his career high with nine touchdowns as he was selected to his third Pro Bowl. Fellow WR Riley Cooper set career-highs in receiving yards (835) and touchdowns (eight).

Bicknell joined the Eagles after three seasons with the Buffalo Bills, serving as their wide receivers coach in 2012 and tight ends coach from 2010-11. In 2012, Bicknell coached WR Stevie Johnson to his third consecutive 1,000-yard season as he led the team with 79 receptions for 1,046 yards and six touchdowns. In 2011, TE Scott Chandler caught six touchdowns, tying the franchise record for a tight end in a single season. Bicknell worked under 49ers offensive coordinator, Curtis Modkins, from 2010-12 on the Buffalo Bills staff.

Prior to his arrival in Buffalo, Bicknell spent the previous three years with the Kansas City Chiefs as the tight ends coach (2009), offensive line coach (2008) and assistant offensive line coach (2007). In 2008, Bicknell's offensive line paved the way for a rushing offense that ranked tied for the AFC lead with 4.8 yards per carry while Chiefs G Brian Waters earned the fourth Pro Bowl selection of his career.

Before joining the NFL ranks, Bicknell served as the offensive line coach at Temple University in 2006. Prior to his time at Temple, he spent eight years in NFL Europe (1998-2005), including stints as the offensive coordinator/offensive line coach for the Cologne Centurions (2004-05) and Berlin Thunder (2001-03). During his time in Europe, Bicknell won three consecutive World Bowls as part of the coaching staff of the Thunder (2000-01) and Frankfurt Galaxy (1999). In 2002, Bicknell oversaw a Berlin offense that led the league with 3,704 yards from scrimmage and 2,667 passing yards. The offense was anchored by Brian Waters, who was a guard on the Thunder's offensive line at the time. In his first season as offensive coordinator, Bicknell's unit ranked second in the league with 3,243 yards from scrimmage on the way to the team's second straight World Bowl title in 2001.

Bicknell began his coaching career at Boston University, where he coached safeties (1993), running backs (1994) and linebackers (1995-97).

A native of Holliston, MA, Bicknell was a three-year letterman as a tight end at Boston College (1989-91). He comes from a football family as his father, Jack, was the head coach at BC from 1981-90 and spent 13 seasons as a head coach in NFL Europe before retiring in 2007. His brother, Jack, Jr., served as the assistant offensive line coach for the Miami Dolphins (2012-15) after spending five years coaching in the NFL as the assistant offensive line coach for the New York Giants (2009-11) and offensive line coach for the Kansas City Chiefs (2012) and Pittsburgh Steelers (2013).

Bicknell and his wife, Stacey, have two children: Gabriella and Grace.

BICKNELL'S BACKGROUND

<u>YEARS</u>	<u>COACHING BACKGROUND</u>	<u>HEAD COACH</u>
2016-current	Wide Receivers, San Francisco 49ers	Chip Kelly
2013-15	Wide Receivers, Philadelphia Eagles	Chip Kelly
2012	Wide Receivers, Buffalo Bills	Chan Gailey
2010-11	Tight Ends, Buffalo Bills	Chan Gailey
2009	Tight Ends, Kansas City Chiefs	Todd Haley
2008	Offensive Line, Kansas City Chiefs	Herm Edwards
2007	Assistant Offensive Line, Kansas City Chiefs	Herm Edwards
2006	Offensive Line, Temple University	Al Golden
2004-05	Offensive Coordinator/Offensive Line, Cologne Centurions	Peter Vaas
2001-03	Offensive Coordinator/Offensive Line, Berlin Thunder	Peter Vaas
2000	Offensive Line, Berlin Thunder	Peter Vaas
1999	Offensive Line, Frankfurt Galaxy	Dick Curl
1998	Defensive Line, Frankfurt Galaxy	Dick Curl
1995-97	Linebackers, Boston University	Tom Masella/Dan Allen
1994	Running Backs, Boston University	Dan Allen
1993	Safeties, Boston University	Dan Allen
1989-91	*Tight End, Boston College	Tom Coughlin/Jack Bicknell, Sr.

* Player



JOE BOWDEN

INSIDE LINEBACKERS

5TH NFL SEASON

1ST WITH 49ERS

Joe Bowden is in his first season with the 49ers as the team's inside linebackers coach. He joins San Francisco after serving as an assistant linebackers coach with the St. Louis Rams for the previous four seasons.

With the Rams in 2015, Bowden assisted S Mark Barron's transition from safety to linebacker during the season. The switch resulted in Barron leading the team with 135 tackles. Bowden also worked with LB Alec Ogletree, who led the Rams in tackles in each of his first two seasons in the NFL (2013-14). Ogletree also forced four fumbles in 2014 and finished second on the team with 11 passes defended.

In 2013, Bowden assisted a linebacker corps that was highlighted by Ogletree, who led the team in tackles as a rookie (155) and tied for third in the NFL with six forced fumbles. Ogletree and fellow LB James Laurinaitis started all 16 games, as Laurinaitis enjoyed his fifth-consecutive season with 100-or-more tackles (144).

In his first season in St. Louis, Bowden worked with a linebacker group featuring Laurinaitis and LB Jo-Lonn Dunbar who both started all 16 games. Laurinaitis played every defensive snap and led the team with a career-high 174 tackles, while Dunbar ranked second with 157 tackles and led the team with 23 tackles for loss.

Bowden joined the Rams after three seasons (2008-11) coaching at the high school level in Oklahoma at St. Mary's (Oklahoma City, OK) and Santa Fe (Edmond, OK) High School. Bowden also served as the secondary coach at the University of Central Oklahoma from 2006-08.

Bowden originally entered coaching in the NFL as part of the NFL's Minority Coaching Fellowship. He took part in the program with the Buffalo Bills, Washington Redskins and Houston Texans in addition to interning for three seasons with the Hamburg Sea Devils of NFL Europe.

A former linebacker in the NFL, Bowden played nine seasons with the Houston Oilers/Tennessee Titans (1992-99) and Dallas Cowboys (2000). He was drafted by Houston in the fifth round (133rd overall) of the 1992 NFL Draft and appeared in 139 career games (84 starts), including an appearance in Super Bowl XXXIV against the Rams. He finished his career with 433 tackles, 12.5 sacks, three interceptions and 19 passes defended.

Bowden played linebacker at the University of Oklahoma under Barry Switzer (1988-91) where he was named Big Eight Defensive Newcomer of the Year as a sophomore in 1989, and also received All-American honors as a senior in 1991.

A native of Mesquite, TX, Bowden attended North Mesquite (Mesquite, TX) High School. He and his wife, Malika, have three children: son Jaylon and daughters Sydney and Cheyenne.

BOWDEN'S BACKGROUND

YEARS	COACHING BACKGROUND	HEAD COACH
2016-current	Inside Linebackers, San Francisco 49ers	Chip Kelly
2012-15	Assistant Linebackers, St. Louis Rams	Jeff Fisher
2010-11	Secondary, Santa Fe (Edmond, OK) High School	Lance Manning
2008-09	Secondary, Mount St. Mary's (Oklahoma City, OK) High School	Dal Nichols
2006-08	Secondary, University of Central Oklahoma	Tracy Holland/Chuck Langston
2000	*Linebacker, Dallas Cowboys	Dave Campo
1992-99	*Linebacker, Houston Oilers/Tennessee Titans	Jeff Fisher/Jack Pardee
1988-91	*Linebacker, University of Oklahoma	Gary Gibbs/Barry Switzer

* Player



MICHAEL CLAY

ASSISTANT SPECIAL TEAMS

3RD NFL SEASON

1ST WITH 49ERS

Michael Clay enters his first season with the 49ers as the assistant special teams coach after spending the previous two seasons (2014-15) as a member of the Philadelphia Eagles coaching staff.

After joining Philadelphia in 2014 as a quality control coach, Clay served as a special teams assistant for the Eagles in 2015. Philadelphia ranked second in league in punt return average (11.4) and was one of four teams to register multiple return touchdowns on special teams. RB Darren Sproles earned his second career Pro Bowl selection as a return specialist after leading the NFL in punt return yards (446) and ranking tied for first in the NFL in punt return touchdowns (two).

A native of San Jose, CA, Clay was a four-year letterman as a linebacker for the University of Oregon (2009-12). He earned Second-Team All-Pac-12 honors as a senior in 2012, recording 101 tackles, three sacks and one forced fumble while starting in all 12 games. Following his college career, he signed with the Miami Dolphins as an undrafted free agent in 2013.

Clay attended Bellarmine College Preparatory (San Jose, CA), where he played fullback and linebacker and was a two-time *All-Mercury News* First-Team selection.

CLAY'S BACKGROUND

YEARS	COACHING BACKGROUND	HEAD COACH
2016-current	Assistant Special Teams, San Francisco 49ers	Chip Kelly
2015	Special Teams Assistant, Philadelphia Eagles	Chip Kelly
2014	Defensive Quality Control, Philadelphia Eagles	Chip Kelly
2009-12	*Linebacker, University of Oregon	Chip Kelly

* Player



RYAN DAY

QUARTERBACKS

2ND NFL SEASON

1ST WITH 49ERS

Ryan Day is in his first season as the 49ers quarterbacks coach. He joined San Francisco after spending the 2015 season as the Philadelphia Eagles quarterbacks coach.

In his lone season in Philadelphia, Day worked with QB Sam Bradford, who after overcoming two ACL injuries, set career highs in completion percentage (65.0) and passing yards (3,725). His completion percentage set the Eagles single-season franchise record and his passing yards ranked fourth in a single season in franchise history.

The former number one overall draft pick in 2010 thrived in his sixth NFL season under Day's tutelage. Bradford's 346 completions in 2015 set a franchise record while his 19 touchdown passes were the second-most in a single season in his career. Bradford's abilities helped his receiving corps become just the third group in Eagles franchise history to feature three players with 50-or-more receptions in the same season. Then second-year WR Jordan Matthews recorded 85 receptions which tied for the fourth-most in Eagles single-season history.

Bradford's play improved as the 2015 season progressed by finishing his final seven games played completing 176 of 258 attempts and a 68.2 completion percentage. He averaged 279 passing yards per game and threw 10 touchdowns over that seven-game timespan. He tied an Eagles record for the most 300-yard passing games during the 2015 season (five), with three of those coming in the final three games. During that three-game stretch, Bradford threw for 1,061 yards, which was the second-highest total in the NFL behind Saints QB Drew Brees (1,076). He and Brees were the only two quarterbacks to throw for 300-or-more yards in each of the team's final three games.

Day joined Philadelphia following two seasons (2013-14) as the offensive coordinator/quarterbacks coach at Boston College. In 2014, the Eagles ranked second in the ACC and 21st in the country in rushing yards per game (254.4), as both QB Tyler Murphy (11) and RB Jon Hilliman (13) registered double digit rushing touchdowns.

During the 2013 season, RB Andre Williams became just the 16th player in FBS history to rush for 2,000-or-more yards after registering 2,177 yards on 355 attempts, which led to unanimous All-America honors. A Heisman Trophy finalist, Williams became the ACC's first Doak Walker Award winner, given annually to the nation's top collegiate running back. Boston College had a five-win improvement in his first season as offensive coordinator.

In 2012, Day was the offensive coordinator/wide receivers coach at Temple University, where he helped the Owls to a Big East-high 201.2 rushing yards per game. RB Montel Harris led the conference with 1,057 rushing yards on 186 carries.

Day was on staff at Boston College for three separate occasions, beginning as a graduate assistant for two seasons (2003-04). He spent five seasons with BC (2007-11) as the team's wide receivers coach and mentored four of the top eight receivers in school history during his tenure. He was on staff during QB Matt Ryan's senior season (2007) where he threw for 4,507 yards prior to becoming the third overall pick in the 2008 NFL Draft. Between his stints at Boston College, Day spent the 2005 season at the University of Florida as a graduate assistant and the 2006 season as a wide receivers coach at Temple.

A three-year starting quarterback at the University of New Hampshire, Day played for the Wildcats under former UNH offensive coordinator/quarterbacks coach and current 49ers head coach Chip Kelly. He served as a team captain as a senior and finished his career with four UNH passing records, including career completion percentage (59.9) and career touchdown passes (53). He went to New Hampshire as the 1996 New Hampshire Gatorade Player of Year at Manchester Central (NH) High School. He earned his degree in business administration from New Hampshire in 2002 and a master's degree in administrative studies from Boston College in 2004. Day began his coaching career alongside Kelly in 2002 as the tight ends coach at New Hampshire.

A native of Manchester, NH, Day and his wife, Christina, have three children: Ryan Jr., Grace and Ourania.

DAY'S BACKGROUND

YEARS	COACHING BACKGROUND	HEAD COACH
2016-current	Quarterbacks, San Francisco 49ers	Chip Kelly
2015	Quarterbacks, Philadelphia Eagles	Chip Kelly
2013-14	Offensive Coordinator/Quarterbacks, Boston College	Steve Addazio
2012	Offensive Coordinator/Wide Receivers, Temple University	Steve Addazio
2007-11	Wide Receivers, Boston College	Frank Spaziani/Jeff Jagodzinski
2006	Wide Receivers, Temple University	Al Golden
2005	Graduate Assistant, University of Florida	Urban Meyer
2003-04	Graduate Assistant, Boston College	Tom O'Brien
2002	Tight Ends, University of New Hampshire	Sean McDonnell
1998-2001	*Quarterback, University of New Hampshire	Sean McDonnell/Bill Bowes

* Player



PAT FLAHERTY

OFFENSIVE LINE

17TH NFL SEASON

1ST WITH 49ERS

Pat Flaherty enters his first season as the 49ers offensive line coach after spending the previous 12 years (2004-15) in the same role with the New York Giants. A veteran of more than 35 years of coaching, Flaherty brings a wealth of knowledge and experience to the 49ers staff.

During his tenure in New York, the Giants offense ranked among the top 10 in the NFL in six of the past eight seasons and had at least two linemen selected to the Pro Bowl in three of those seasons. The Giants had a 1,000-yard rusher in seven of the 12 seasons in which Flaherty coached the offensive line, with RB Tiki Barber registering the three best rushing seasons in franchise history (2004-06). Behind Flaherty's offensive line, QB Eli Manning started 183 consecutive games and registered five seasons with 4,000-or-more passing yards.

In 2015, the offensive line paved the way as the Giants averaged 372.0 yards per game, which ranked eighth in the NFL. New York totaled 5,952 net yards during the 2015 season, the third highest mark for a single season in franchise history. Behind an offensive line that allowed only 27 sacks, tied for the fourth fewest sacks in the league, Manning set the franchise record for single-season completions (387), while ranking second in team history in passing yards (4,432) and passing touchdowns (35). Flaherty oversaw the development of first round pick T Ereck Flowers, who started all 15 games in which he appeared.

In 2014, Flaherty's offensive line helped New York gain an average of 367.2 yards per game, a 59.7 yards-per-game improvement over their 2013 average of 307.5. The Giants totaled 5,875 net yards in 2014, the fifth-highest total in franchise history. With the line providing consistent protection, Eli Manning set the franchise record for completion percentage (63.1) and the then single-season team record for completions (379). Three of the seven Giants who started all 16 games in 2014 were offensive linemen; LT Will Beatty, C J.D. Walton and RG John Jerry. Flaherty guided the development of G Weston Richburg, a second-round draft choice, who started 15 games at left guard his rookie season.

In 2013, Flaherty had to constantly restructure the line due to injuries. The Giants used seven different starting offensive line combinations, the second-highest total in the NFL. T Justin Pugh, the team's first-round draft choice, started all 16 games at right tackle and became the first Giants rookie to start an entire 16-game season since DT Barry Cofield in 2006.

In 2012, the offensive line allowed an NFL-low 20 sacks as the Giants scored 429 points, the second-highest total in franchise history. With G Chris Snee, C David Baas and G Kevin Boothe starting 16 games, the New York rushing attack averaged 4.5 yards per carry, which ranked seventh in the NFL. Snee was selected to his fourth Pro Bowl. He was also selected to the Pro Bowl in 2008, 2009 and 2010 under Flaherty's guidance.

The 2011 season was one of change for the offensive line as long-time stalwarts G Rich Seubert and C Shaun O'Hara retired in the offseason. Despite having to start five different offensive line units, Flaherty's group helped the Giants win Super Bowl XLVI and set franchise records with 6,161 total yards and 4,734 net passing yards. With the line allowing the seventh fewest sacks (28) in the NFL, the Giants finished fifth in the league in passing yards.

In 2010, Snee and O'Hara were each selected to the Pro Bowl for the third consecutive year. With the line playing at a high level, the Giants ranked fifth in the NFL with an average of 380.3 yards per game. The team gained 6,085 total yards, the first 6,000-yard season in franchise history. The Giants were one of only two teams with a pair of running backs who rushed for 800-or-more yards apiece in RB Ahmad Bradshaw (1,235 yards) and RB Brandon Jacobs (823). New York tied the Indianapolis Colts by allowing an NFL-low 16 sacks in 2010, the fewest sacks allowed by a Giants team since sacks became an official statistic in 1982. The Giants did not allow a sack in a franchise-record five consecutive games (Week 9 [11/7/10 at Sea.] - Week 13 [12/5/10 vs. Was.]) and in seven games overall. The line notched these marks despite a rash of injuries that forced Flaherty to start six different offensive line combinations during the year. O'Hara, Snee, Seubert, Diehl and T Kareem McKenzie were mainstays on the line from 2006-10 and started 38 consecutive regular season games from 2007-09 as a group, then the longest such streak by five linemen since the 1970 NFL merger.

In 2009, O'Hara, Snee and Diehl were all selected to the Pro Bowl, the first time the Giants had three players from the same position group play in the game since 1962. Behind the steady offensive line, the Giants averaged 25.1 points per game, ranking eighth in the NFL.

Snee and O'Hara were selected to the NFC Pro Bowl team as Giants rushed for NFL-best and franchise-record 2,518 yards with an average of 5.0 yards per carry in 2008. It was the first time since 1993 that the Giants led the NFL in rushing. Both Jacobs (1,089) and RB Derrick Ward (1,025) eclipsed the 1,000-yard mark, becoming just the fourth set of running back teammates to accomplish the feat in the same season in NFL history.

In 2007, the line was an important factor as the Giants won Super Bowl XLII and finished fourth in the NFL in rushing yardage (134.3 yards per game) and yards per carry (4.6).

In 2006, the Giants finished seventh in the NFL with an average of 134.8 rushing yards per game and ranked sixth with an average of 4.7 yards per carry. The offensive line allowed 25 sacks, which ranked tied for sixth in the NFL. Barber registered his third consecutive 1,000-yard season behind a Flaherty-coached offensive line with 1,662 yards, ranking fourth in the NFL and second most in team history.

The Giants' average of 138.1 rushing yards per game in 2005 and ranked sixth in the league while Barber recorded a career-best and franchise-record 1,860 rushing yards. The offensive line allowed 28 sacks, tied for the seventh fewest allowed in the NFL.

In 2004, the Giants averaged 119.0 rushing yards per game and 4.5 yards per carry, far superior to the 97.4 and 4.0 averages the Giants posted in 2003, the year before Flaherty arrived. Barber finished fifth in the NFL with 1,518 rushing yards.

Prior to joining the Giants, Flaherty was the Chicago Bears tight ends coach for three seasons (2001-03). In 2003, TE Desmond Clark registered 44 receptions which ranked ninth in the NFL among all tight ends.

In 2000, Flaherty began his NFL coaching career as he spent one season as the tight ends coach for the Washington Redskins. Under Flaherty's tutelage, TE Stephen Alexander registered a career-high 47 receptions for 510 yards and two touchdowns and was selected to the Pro Bowl.

Prior to joining the NFL, Flaherty spent 19 years coaching in the collegiate ranks. In 1999, he coached tight ends and special teams and was in charge of recruiting at the University of Iowa, where he helped TE Austin Wheatly get drafted by the New Orleans Saints in the fifth round of the 2000 NFL Draft.

Before joining the Hawkeyes, Flaherty spent six seasons (1993-98) on the staff at Wake Forest University where he coached the offensive line, tight ends and special teams.

Flaherty spent the 1992 season coaching the defensive line at East Carolina University.

Before joining the Pirates, Flaherty spent eight years (1984-91) at Rutgers University, where he coached the offensive line.

Flaherty joined the staff at Penn State University in 1982 as an assistant offensive line coach, a season in which the Nittany Lions defeated Georgia in the Sugar Bowl to win the national championship.

He began his collegiate coaching career as the offensive line coach at East Stroudsburg University, his alma mater, from 1980-81.

A McSherrystown, PA, native, Flaherty was an All-America center at East Stroudsburg and was inducted into the school's Hall of Fame in October 2004. He began his coaching career at his alma mater (1978-79), Delone Catholic (McSherrystown, PA) High School. He and his wife, Lynne, have two children: Shawn and Colleen.

FLAHERTY'S BACKGROUND

YEARS	COACHING BACKGROUND	HEAD COACH
2016-current	Offensive Line, San Francisco 49ers	Chip Kelly
2004-15	Offensive Line, New York Giants	Tom Coughlin
2001-03	Tight Ends, Chicago Bears	Dick Jauron
2000	Tight Ends, Washington Redskins	Terry Robiskie/Norv Turner
1999	Tight Ends/Special Teams, University of Iowa	Kirk Ferentz
1993-98	Offensive Line/Tight Ends/Special Teams, Wake Forest University	Jim Caldwell
1992	Defensive Line, East Carolina University	Steve Logan
1984-91	Offensive Line, Rutgers University	Doug Graber/Dick Anderson
1982-83	Assistant Offensive Line, Penn State University	Joe Paterno
1980-81	Offensive Line, East Stroudsburg University	Dennis Douds
1975-78	*Center, East Stroudsburg University	Dennis Douds

* Player



JEFF HAFLEY

DEFENSIVE BACKS

5TH NFL SEASON

1ST WITH 49ERS

Jeff Hafley enters his first season as the 49ers defensive backs coach after spending the previous two seasons (2014-15) as the secondary coach with the Cleveland Browns.

In 2015, S Donte Whitner finished second on the team with 81 tackles while adding four passes defended and a career-high 1.5 sacks, while CB Tramont Williams led the team with 10 passes defended.

During his first season as the secondary coach with the Browns in 2014, Cleveland led the NFL in opponent passer rating (74.1), opponent completion percentage (57.1) and passes defended (99) while finishing second in the league with 21 interceptions, the team's highest total since 2008. CB Joe Haden, Whitner and S Tashaun Gipson were each selected to the Pro Bowl, marking the first time in franchise history that three defensive backs were selected to the Pro Bowl in the same year. Despite missing the final five games of the season, Gipson finished second in the NFL with six interceptions. Cleveland allowed 69 fewer points than they did in 2013 and ranked ninth in scoring defense (21.1 PPG). His secondary was part of a defensive unit that led the NFL in opponent quarterback rating (74.1), ranked second in interceptions (21), and tied for fourth in takeaways (29) in 2014.

Prior to joining the Browns, Hafley spent two years (2012-13) with the Tampa Bay Buccaneers. In 2013, as the team's secondary/safeties coach, Hafley oversaw a unit that finished tied for third in the league in interceptions (21) and takeaways (31). CB Darrell Revis earned Pro Bowl honors as he registered 50 tackles and 11 passes defended.

In 2012, his first year in the NFL, Hafley served as an assistant defensive backs coach for the Buccaneers. He helped rookie S Mark Barron finish second among rookie defensive backs in tackles (88) and passes defended (10) while CB Ronde Barber registered a team-high four interceptions.

Before entering the NFL, Hafley spent 11 seasons in the collegiate ranks, including coaching stints at Rutgers University (2011), the University of Pittsburgh (2006-10), the University of Albany (2002-05) and Worcester Polytechnic University (2001).

During Hafley's only season at Rutgers, the Scarlet Knights were the ninth-ranked passing defense in the country (172.3 yards per game) while S Duron Harmon earned First-Team All-Big East honors and CB Logan Ryan received a second-team selection. Both Harmon and Ryan were drafted in the third round of the 2013 NFL draft by the New England Patriots.

Prior to joining Rutgers, Hafley spent five seasons at the University of Pittsburgh, coaching the secondary (2008-10) and as a defensive assistant/cornerbacks coach (2006-07).

In 2010, Pittsburgh ranked 15th in the country in points allowed per game (19.0) and 19th in passing yards allowed per game (185.1). Hafley coached a secondary that recorded 15 interceptions and 52 passes defended in helping Pittsburgh to a 10-3 record in 2009. In Hafley's first season as the secondary coach for Pittsburgh in 2008, the unit registered 16 interceptions and 53 passes defended while allowing 193.0 passing yards per game.

During his first season at Pittsburgh (2006), he helped mentor CB Darrell Revis, who was named a finalist for the Jim Thorpe Award as the nation's top cornerback and was selected in the first round of the 2007 NFL Draft (14th overall) by the New York Jets.

Hafley began his coaching career as the running backs coach at Worcester Polytechnic University (2001) prior to spending four seasons at the University of Albany, where he was a defensive tackles coach (2002-03) and defensive backs coach (2004-05). During his time at Albany, Hafley oversaw the development of CB Kurt Campbell, who went on to become the first player in school history to be selected in the NFL Draft.

A native of Montvale, NJ, Hafley was a four-year wide receiver at Siena College from 1997-2000. He graduated cum laude in 2001 with a bachelor's degree in history from Siena and earned his master's from Albany in 2003. Hafley is married to the former Gina Pomponio. They have one daughter, Hope Elyse.

HAFLEY'S BACKGROUND

YEARS	COACHING BACKGROUND	HEAD COACH
2016-current	Defensive Backs, San Francisco 49ers	Chip Kelly
2014-15	Secondary, Cleveland Browns	Mike Pettine
2013	Secondary/Safeties, Tampa Bay Buccaneers	Greg Schiano
2012	Assistant Defensive Backs, Tampa Bay Buccaneers	Greg Schiano
2011	Secondary, Rutgers University	Greg Schiano
2008-10	Secondary, University of Pittsburgh	Dave Wannstedt
2006-07	Defensive Assistant/Cornerbacks, University of Pittsburgh	Dave Wannstedt
2004-05	Defensive Backs, University of Albany	Bob Ford
2002-03	Defensive Tackles, University of Albany	Bob Ford
2001	Running Backs, Worcester Polytechnic University	Ed Zaloom
1997-2000	*Wide Receiver, Siena College	Jay Bateman/Chris Phelps/ Ed Zaloom

* Player



MICK LOMBARDI

OFFENSIVE QUALITY CONTROL

6TH NFL SEASON

4TH WITH 49ERS

Mick Lombardi is in his fourth season with the 49ers and his first as an offensive quality control coach. He returns to the offensive side of the ball after spending last season as a defensive assistant. He served as an offensive assistant in 2014 and an assistant to the head coach in 2013.

Prior to joining the 49ers, Lombardi served as both a scouting assistant and coaching assistant for the New England Patriots, where his duties included evaluating players, breaking down film for the offense, assisting all offensive coaches, running the scout team, and charting plays for the coaching staff.

Lombardi was hired as a training camp intern in the scouting department for the Patriots in 2011 before being promoted to a full-time post prior to the regular season.

Before his time in the NFL, Lombardi was a student assistant coach at Fordham University for the 2009 and 2010 seasons. In that role, he was responsible for film break down, scouting reports, and the scout team.

Lombardi graduated from Fordham University in the spring of 2011 with a degree in communications. He is married to the former Michelle Ancelj.

LOMBARDI'S BACKGROUND

<u>YEARS</u>	<u>COACHING BACKGROUND</u>	<u>HEAD COACH</u>
2016-current	Offensive Quality Control, San Francisco 49ers	Chip Kelly
2015	Defensive Assistant, San Francisco 49ers	Jim Tomsula
2014	Offensive Assistant, San Francisco 49ers	Jim Harbaugh
2013	Assistant to the Head Coach, San Francisco 49ers	Jim Harbaugh
2012	Scouting Assistant/Coaching Assistant, New England Patriots	Bill Belichick
2011	Scouting Assistant, New England Patriots	Bill Belichick
2009-10	Student Assistant Coach, Fordham University	Tom Masella



TEM LUKABU

DEFENSIVE QUALITY CONTROL

3RD NFL SEASON

1ST WITH 49ERS

Tem Lukabu enters his third season in the NFL and first with the 49ers as the team's defensive quality control coach.

In 2015, Lukabu served as the linebackers coach at Florida International University, where he helped freshman LB Anthony Wint earn all-conference honors. In 2014, he served as the outside linebackers coach at his alma mater, Colgate University.

Prior to his time at Colgate, Lukabu spent two seasons (2012-13) as a defensive assistant for the Tampa Bay Buccaneers. In 2013, LB La-Vonte David registered career highs in sacks (7.0) and interceptions (three) en route to earning First-Team All-Pro honors. In 2012, Lukabu assisted the Buccaneers defense, which ranked first in the NFL against the run after finishing the 2011 season last in that category. During his time in Tampa Bay, he worked with DT Gerald McCoy, who was named to the first two Pro Bowls of his career and First-Team All-Pro honors in both 2012 and 2013.

Lukabu joined Tampa Bay following two seasons (2010-11) at Rutgers University, where he coached outside linebackers. In 2011, Lukabu coached LB Khaseem Greene, who led the team with 144 tackles and earned conference Co-Defensive Player of the Year honors, the first player in Rutgers history to do so.

Before working with the Scarlet Knights, Lukabu spent two seasons (2008-09) as linebackers coach at the University of Rhode Island, mentoring LB Matt Hansen, a Second-Team All-Colonial Athletic Association and All-New England Sports Writer honoree, and LB Rob Damon, a Third-Team Football Championship Subdivision All-American and Third-Team All-CAA recipient.

Lukabu began his coaching career working in player development at Rutgers (2006-08), where he was responsible for the academic growth and development of football players, monitoring the academic performance of specific players with special needs and assisting in the execution of plans and academic goals set for the team.

A former linebacker, Lukabu was a four-year letterman and a three-year starter at Colgate University (2000-03). The Raiders won back-to-back Patriot League titles as Lukabu was named the conference's Defensive Player of the Year in both 2002 and 2003, becoming the first player to claim that honor twice. He was a First-Team All-Patriot League selection both seasons and was named a Third-Team Associated Press All-American. He was a finalist for the Buck Buchanan Award, given to the national defensive player of the year.

Born in Kinshasa, the capital and largest city in the Democratic Republic of the Congo in central Africa, Lukabu earned his bachelor of arts degree in history with a minor in political science from Colgate in 2004. He is married to the former Kate Barrett, who was team captain for Colgate women's soccer, a two-time All-Patriot League performer and the Patriot League's 2003 Offensive Player of the Year. The couple has three children: two daughters, Zaida and Kamryn, and one son, Pax.

LUKABU'S BACKGROUND

YEARS	COACHING BACKGROUND	HEAD COACH
2016-current	Defensive Quality Control, San Francisco 49ers	Chip Kelly
2016	Linebackers, Western Michigan University	Rick Stockstill
2015	Linebackers, Florida International University	Ron Turner
2014	Outside Linebackers, Colgate University	Dan Hunt
2012-13	Defensive Assistant, Tampa Bay Buccaneers	Greg Schiano
2010-11	Outside Linebackers, Rutgers University	Greg Schiano
2008-09	Linebackers, University of Rhode Island	Joe Trainer/Darren Rizzi
2006-07	Player Development, Rutgers University	Greg Schiano
2000-03	*Linebacker, Colgate University	Dick Biddle

* Player



JEFF NIXON

TIGHT ENDS

10TH NFL SEASON

1ST WITH 49ERS

Jeff Nixon enters his 10th season in the NFL and first as the 49ers tight ends coach. He spent the previous five seasons as the running backs coach for the Miami Dolphins (2011-15).

Under Nixon's guidance, RB Lamar Miller led the team with 872 yards rushing and tied his career high with rushing eight touchdowns in 2015. Miller also set career highs in receptions (47), receiving yards (347) and touchdown receptions (two).

In 2014, the Dolphins ranked second in the NFL in average yards per carry (4.69). Miller eclipsed the 1,000-yard mark for the first time in his career, rushing for a career-high 1,099 yards, the most by a Dolphins running back since RB Ricky Williams rushed for 1,121 yards in 2009.

Nixon oversaw a running backs corps led by Miller, who paced the unit with 709 rushing yards in 2013. RB Daniel Thomas set a career high with six total touchdowns (four rushing and two receiving).

In 2012, Nixon guided a unit that finished eighth in the AFC in rushing yards per game (112.6) and fourth in rushing touchdowns (15). In his first season with the Dolphins in 2011, RB Reggie Bush rushed for a career-high 1,086 yards while Thomas led all AFC rookie rushers with 581 yards.

Nixon joined the Dolphins after spending four seasons (2007-10) as a member of the Philadelphia Eagles coaching staff, working as an assistant with the special teams and offense, with a focus on the running back position. During his tenure with the Eagles, Nixon helped coach All-Pro RBs Brian Westbrook and LeSean McCoy, as well as All-Pro FB Leonard Weaver.

Prior to joining the Eagles, Nixon served as the running backs coach at Temple University in 2006. From 2003-05, Nixon coached at the University of Tennessee at Chattanooga, where he worked with the running backs, tight ends, and as a special teams coordinator and recruiting coordinator.

From 1999-2002, Nixon spent four seasons as the running backs coach at Shippensburg University. Nixon coached four all-conference running backs while at Shippensburg, including All-American and current Green Bay Packers FB John Kuhn.

Nixon coached at Princeton in 1998 as the school's running backs coach and he began his coaching career in 1997 as a student assistant coach at Penn State.

A Rochester, PA native, Nixon played running back for West Virginia from 1993-94 before transferring to Penn State, where he earned spots on both the Dean's List and the Big Ten Conference All-Academic Team. He earned a degree in elementary education from Penn State in 1998 before receiving his master's degree in education administration from Shippensburg in 2003. Nixon and his wife, Laura, have four children: William, twin daughters Faith and Hope, and Jasmine.

NIXON'S BACKGROUND

YEARS	COACHING BACKGROUND	HEAD COACH
2016-current	Tight Ends, San Francisco 49ers	Chip Kelly
2011-15	Running Backs, Miami Dolphins	Dan Campbell/Joe Philbin/Todd Bowles/Tony Sparano
2007-10	Assistant Special Teams/Quality Control, Philadelphia Eagles	Andy Reid
2006	Wide Receivers/Running Backs, Temple University	Al Golden
2005	Special Teams Coordinator/Running Backs, University of Tennessee-Chattanooga	Rodney Allison
2004	Tight Ends/Running Backs, University of Tennessee-Chattanooga	Rodney Allison
2003	Running Backs, University of Tennessee-Chattanooga	Rodney Allison
1999-2002	Running Backs, Shippensburg University	Rocky Rees
1998	Running Backs, Princeton University	Steve Tosches
1997	Student Assistant Coach, Penn State	Joe Paterno
1995-96	*Running Back, Penn State	Joe Paterno
1993-94	*Running Back, West Virginia	Don Nehlen

* Player



KEVIN O'CONNELL

SPECIAL PROJECTS

2ND NFL SEASON

1ST WITH 49ERS

Kevin O'Connell enters his first season with the 49ers working on special projects after spending the 2015 season as the quarterbacks coach with the Cleveland Browns.

In 2015, O'Connell worked with QB Josh McCown, who became the first player in Browns franchise history to throw for 300-or-more yards in three consecutive games, as he eclipsed the mark in each game from Week 3 to Week 5 [341 vs. Oak. (9/27); 356 at SD (10/4); 457 at Bal. (10/11)]. McCown also set a career high and Browns single game record with 457 passing yards at Baltimore (10/11/15).

Originally a third round pick (94th overall) by the New England Patriots in the 2008 NFL Draft, O'Connell spent time with the Patriots, Lions, Jets, Dolphins and Chargers during his five year NFL career (2008-12).

A four-year team captain at San Diego State (2004-07), O'Connell appeared in 40 games and finished his career ranked third in school history in completions (664), fourth in passing yards (7,689) and fifth in passing touchdowns (46). He also holds the school records for career rushing yards by a quarterback (1,312), career rushing touchdowns by a quarterback (19) and single-season rushing touchdowns by a quarterback (11). In 2007, O'Connell became the first player in San Diego State history to lead the team in both passing (3,063) and rushing yards (408) in the same season.

A native of Knoxville, TN, O'Connell attended La Costa (Carlsbad, CA) High School.

O'CONNELL'S BACKGROUND

YEARS	COACHING BACKGROUND	HEAD COACH
2016-current	Special Projects, San Francisco 49ers	Chip Kelly
2015	Quarterbacks, Cleveland Browns	Mike Pettine
2012	*Quarterback, San Diego Chargers	Norv Turner
2012	*Quarterback, New York Jets	Rex Ryan
2011	*Quarterback, Miami Dolphins	Tony Sparano
2009-11	*Quarterback, New York Jets	Rex Ryan
2009	*Quarterback, Detroit Lions	Jim Schwartz
2008-09	*Quarterback, New England Patriots	Bill Belichick
2004-07	*Quarterback, San Diego State University	Chuck Long/Tom Craft

* Player



VINCE OGHOBAASE

ASSISTANT DEFENSIVE LINE

1ST NFL SEASON

1ST WITH 49ERS

Vince Oghobaase (oh-guh-BAH-see) enters his first season in the NFL as the 49ers assistant defensive line coach. He spent the previous three years (2013-15) as a defensive graduate assistant at Ohio State University.

Working primarily with the defensive linemen, Oghobaase helped coached an Ohio State defense that ranked inside the top-10 in the nation in sacks during each of the past three seasons [2015 - tied for ninth (38.0); 2014 - tied for seventh (45.0); 2013 - third (44.0)]. During his tenure at Ohio State, he tutored DE Joey Bosa, who registered 26.0 career sacks, the third most in school history. In 2014, Bosa recorded 13.5 sacks, which ranked fifth in the nation and the second highest single-season total in school history.

Oghobaase began his coaching career as a defensive graduate assistant at Duke University in 2011, and helped the Blue Devils to the program's first bowl game appearance since 1994.

Oghobaase played collegiately at Duke from 2006-09, playing in 44 games. He registered 165 tackles during his career, and finished his career ranked sixth in school history in both sacks (14.0) and tackles for loss (36.5). During his college career, Oghobaase earned Freshman All-American honors in 2006, was twice named honorable mention All-ACC (2008-09) and received third-team All-America honors from Sporting News in 2009.

A native of Houston, TX, Oghobaase graduated from Duke in 2010 with a degree in sociology and signed a free agent contract with the Miami Dolphins. He later played with the Hartford Colonials in the United Football League and spent time on the Washington Redskins' practice squad in 2010.

OGHOBAASE'S BACKGROUND

YEARS	COACHING BACKGROUND	HEAD COACH
2016-current	Assistant Defensive Line, San Francisco 49ers	Chip Kelly
2013-15	Graduate Assistant, Ohio State University	Urban Meyer
2011-12	Graduate Assistant, Duke University	David Cutcliffe
2010	*Defensive Lineman, Hartford Colonials (UFL)	Chris Palmer
2006-09	*Defensive Lineman, Duke University	David Cutcliffe/Ted Roof

*Player



TOM RATHMAN

RUNNING BACKS

19TH NFL SEASON

14TH WITH 49ERS

Tom Rathman rejoined the 49ers as the team's running backs coach in 2009 after serving the previous two seasons in the same capacity with the Oakland Raiders. It marks Rathman's second coaching stint in San Francisco, having also coached the running backs for the team from 1997-02.

The 49ers did not miss a beat in the rushing game throughout the 2015 season. Despite an injury to RB Carlos Hyde, RBs Shaun Draughn and DuJuan Harris were brought in midseason where Draughn registered career-bests in both rushing yards (273) and receiving yards (176) during his six games with San Francisco.

Under Rathman's tutelage, RB Frank Gore solidified his reputation as one of the NFL's premier backs after rushing for over 1,000 yards in 2014 (1,106), marking the eighth time he has surpassed 1,000 rushing yards in a season in his career.

The San Francisco rushing attack averaged 136.0 yards per game in 2014, fourth-best in the NFL. The team also averaged 4.6 yards per carry, tied for the third highest mark in the league.

In 2013, Gore recorded his franchise-record seventh, 1,000-yard season finishing with 1,128 yards on the ground which ranked 9th in the NFL. Gore's nine rushing touchdowns were his highest since 2009 and his 71 career touchdowns rank third in franchise history. The rushing offense ranked in the top-5 in numerous categories in the NFL including first in 20-plus yard runs (20), third in rushing yards per game (137.6) and fourth in rushing touchdowns (18).

In 2012, Gore finished the season with 1,214 rushing yards to rank fifth in the NFC and 10th in the NFL. The team finished the year ranked fourth in the NFL with 2,491 rushing yards (155.7 yards per game) behind Gore, FB Bruce Miller and the league's best offensive line.

In 2011, Gore was selected to his third career Pro Bowl as he became the franchise's all-time leading rusher, again surpassing Hall of Famer Joe "The Jet" Perry. Gore also became the first player in franchise history to rush for over 100 yards in five consecutive games. Rathman also played a key role in developing starting FB Bruce Miller as he made the transition to the offensive side of the ball after starring at defensive end in college. The offense finished the season with the league's eighth-best run game.

Gore was having one of the best seasons of his career in 2010 before being placed on Injured Reserve with a hip injury. Despite playing in only 11 games, he earned Pro Bowl recognition as an alternate at season's end. At the time of his injury, Gore ranked fifth in the NFC in rushing yards (853) and second in yards from scrimmage (1,305).

A year prior, Gore became the first player in 49ers history to rush for more than 1,000 yards in four seasons (2006-09), as the fifth year veteran posted 1,120 rushing yards and a career-high 10 rushing touchdowns on the season, despite missing two games due to injury. For his efforts, Gore was named an alternate for the 2010 Pro Bowl, and eventually played in the honorary game. He also was twice named NFC Offensive Player of the Week (2 and 14).

While with the Raiders, Rathman oversaw a rushing attack that ranked 10th (124.2) in the NFL in 2008 and ranked sixth (130.4) the year prior. Rathman played an instrumental role in developing RB Justin Fargas, who rushed for 1,009 yards in 2007 and 853 yards in 2008.

Prior to joining the Raiders, Rathman served as the running backs coach for the Detroit Lions from 2003-05. In 2004, Rathman tutored RB Kevin Jones, who rushed for 1,133 yards, including an NFL-leading 825 yards on 153 attempts (5.4 yards per carry) over the final seven games of the season. Jones' performance in his first NFL season was tops among rookies in the NFL that year and the best rookie season by a Lions running back since RB Barry Sanders in 1989.

During Rathman's first coaching stint with the 49ers, San Francisco's rushing attack finished in the top-10 among NFL teams in five of the six seasons under his guidance, including top-ranked seasons in 1998 (159.0) and 1999 (130.9), to go along with a second-ranked unit in 2001 (140.3).

In 2001, Rathman was instrumental in guiding RB Garrison Hearst, the two-time NFL Comeback Player of the Year, to his second career Pro Bowl selection. He coached RB Charlie Garner to his second consecutive 1,000-yard season and his first career Pro Bowl selection in 2000 after gaining 1,142 yards on 258 carries and a career-high seven touchdowns. Garner also eclipsed his career-highs with 68 receptions for 647 yards and three touchdowns.

Prior to his coaching career, Rathman enjoyed an NFL playing career of his own that spanned nine seasons (1986-94) as a full-back. He entered the league as a third round pick by San Francisco, where he spent the first eight years of his career helping the 49ers capture two Super Bowl Championships (XXIII and XXIV) and seven NFC West titles. Rathman played his final season in the NFL with the Los Angeles Raiders in 1994, closing out his NFL career with 2,020 rushing yards, 320 receptions for 2,684 yards and 34 total touchdowns.

In between his playing and coaching career in the NFL, the Grand Island, NE native helped rebuild the Menlo College (CA) program by serving as the team's offensive coordinator in 1996 after serving as the running backs coach at Serra High School in San Mateo (CA) in 1995.

A three-year letterman at Nebraska, Rathman rushed for 1,425 yards and averaged more than six yards per carry.

Rathman and his wife, Holly, have three daughters: Nicole, Alexandra, and Samantha.

RATHMAN'S BACKGROUND

<u>YEARS</u>	<u>COACHING BACKGROUND</u>	<u>HEAD COACH</u>
2009-current	Running Backs, San Francisco 49ers	Chip Kelly/Jim Tomsula/Jim Harbaugh/Jim Tomsula/Mike Singletary
2007-08	Running Backs, Oakland Raiders	Lane Kiffin
2003-05	Running Backs, Detroit Lions	Steve Mariucci
1997-02	Running Backs, San Francisco 49ers	Steve Mariucci
1996	Offensive Coordinator, Menlo College	Doug Cosbie
1994	*Running Back, Oakland Raiders	Art Shell
1986-93	*Running Back, San Francisco 49ers	George Seifert/Bill Walsh
1983-85	*Running Back, University of Nebraska	Tom Osborne

* Player



JASON TARVER

OUTSIDE LINEBACKERS

15TH NFL SEASON

12TH WITH 49ERS

Jason Tarver enters his 15th season in the NFL and seventh as the team's outside linebackers coach, having served the 2015 season as the team's senior defensive assistant/linebackers coach. A 49ers assistant coach from 2001-10, he is a former defensive coordinator at the professional and collegiate levels, and is a veteran of 20 coaching seasons.

Returning to the 49ers last season, second-year LB Aaron Lynch set a career high with 6.5 sacks under Tarver's guidance. LB Ahmad Brooks tied with Lynch for the team-high in sacks, and became one of eight players to record 5.0-or-more sacks in each season from 2009-15.

Tarver served as the defensive coordinator for the Oakland Raiders from 2012-14. He helped oversee a unit that ranked 10th in the NFL in yards per carry allowed (4.05) over his three seasons. In his first season as the Raiders defensive coordinator, Oakland's defense improved from 29th overall in 2011 to 18th in 2012.

Prior to his time in Oakland, Tarver served as the co-defensive coordinator/inside linebackers coach at Stanford University in 2011. Under his guidance, the Cardinal defense ranked third in the nation in rushing yards allowed per game (84.4) and 11th in points allowed per game (16.41). Stanford finished the season with an 11-2 record, ranked seventh in the final Associated Press poll and competed in the Fiesta Bowl.

From 2001-10, Tarver was a member of the 49ers coaching staff. Over his decade-long tenure with the team, he spent time as an offensive quality control coach (2001-03), assistant running backs/offensive assistant (2004) and outside linebackers coach (2005-10).

In 2009, Tarver's outside linebackers registered 15 takeaways, 17.5 sacks and nine forced fumbles, while leading a defense that ranked sixth in the NFL in rushing yards allowed per game (97.0). The 49ers defense also ranked tied for third in the NFL in sacks (44), tied for first in forced fumbles (21) and fourth in points allowed per game (17.6). San Francisco's run defense experienced similar success in 2010, ranking sixth in rushing yards allowed per game for the second consecutive season (96.7).

Before joining the 49ers staff, Tarver spent three years as a graduate assistant with UCLA from 1998-00. He worked primarily with defensive backs, while also assisting with special teams. During his tenure with the Bruins, he helped produce several future NFL players, including CBs Ricky Manning and Jason Bell, and S Marques Anderson.

Tarver played football at West Valley Junior College in Saratoga from 1994-95. He then spent the following two seasons as an assistant coach on the West Valley staff, supporting linebackers, defensive backs and special teams.

A Northern California native, Tarver and his wife, Katie, have two sons: Merrick and Keegan. He earned his bachelor's degree in chemistry in 1997 from Santa Clara University and later earned his master's degree in biochemistry and molecular biology from UCLA, where he received the departmental prize for distinguished teaching in 1998 and 2000.

TARVER'S BACKGROUND

YEARS	COACHING BACKGROUND	HEAD COACH
2016-current	Outside Linebackers, San Francisco 49ers	Chip Kelly
2015	Senior Defensive Assistant/Linebackers, San Francisco 49ers	Jim Tomsula
2012-14	Defensive Coordinator, Oakland Raiders	Tony Sparano/Dennis Allen
2011	Co-Defensive Coordinator/Inside Linebackers, Stanford University	David Shaw
2005-10	Outside Linebackers, San Francisco 49ers	Jim Tomsula/Mike Singletary/Mike Nolan
2004	Assistant Running Backs/Offensive Assistant, San Francisco 49ers	Dennis Erickson
2001-03	Offensive Quality Control, San Francisco 49ers	Dennis Erickson/Steve Mariucci
1998-2000	Graduate Assistant (Defensive Backs/Special Teams), UCLA	Bob Toledo
1996-97	Linebackers/Defensive Backs/Special Teams, West Valley Junior College	John Hancock
1994-95	*Defensive Back, West Valley Junior College	John Hancock

* Player



ERIC WOLFORD

ASSISTANT OFFENSIVE LINE

2ND NFL SEASON

2ND WITH 49ERS

Eric Wolford enters his second season in the NFL as the 49ers assistant offensive line coach, after spending the previous 19 seasons at the collegiate level.

In 2015, T Joe Staley earned his fifth consecutive Pro Bowl berth while starting all 16 games at left tackle. Behind the 49ers offensive line, RB Carlos Hyde rushed for 168 yards and 2 touchdowns during Week 1, the most by a 49ers running back in their first start with the team, since 1970.

Prior to joining the 49ers, Wolford served as the head coach of Youngstown State from 2009 to 2014, where he finished with a 31-26 record.

Under Wolford in 2014, Youngstown State averaged for 202.2 rushing yards per game and also averaged 27.3 points per game on the season. In his five years at Youngstown State, the team broke 32 school records.

In 2013, Wolford led YSU to its first six-game winning streak since 2000 and started 5-0 in conference play for the first time in program history.

In 2012, the Penguins earned their first-ever win over a BCS program, knocking off the University of Pittsburgh, 31-17, on September 1, 2012. The previous season in 2011, YSU defeated top-ranked North Dakota State to claim its first win over a number one ranked team in school history. The Penguins gave the NDSU their only loss of the 2011 season.

The 2010 Penguins team averaged 412 yards per game and 31.3 points per game. That season, Youngstown State's offense gained at least 500 yards in three separate games, marking the first time the school had accomplished that feat.

In 2009, Wolford worked under Steve Spurrier at the University of South Carolina as the running-game coordinator and offensive line coach. Prior to joining the Gamecocks, Wolford spent two seasons at the University of Illinois (2007-08), coaching the offensive line under then head coach Ron Zook. In 2007, the Illini offensive line paved the way for a school-record 3,338 rushing yards, as RB Rashard Mendenhall broke school records for rushing yards (1,681), overall touchdowns (19) and rushing touchdowns (17).

Over the course of 11 seasons (1996-2006), Wolford served as the offensive line coach for various staffs, including the University of Arizona (2004-06), the University of North Texas (2003), the University of Houston (2000-02), the University of South Florida (1997-99) and Emporia State University (1996).

Wolford began his coaching career at Kansas State University in 1995 where he served as a graduate assistant under Bill Snyder, working primarily with the offensive line.

A four-year starter at guard for the Wildcats, Wolford went on to start 34 games in his collegiate career. He was a member of Snyder's first recruiting class at Kansas State.

Wolford and his wife, Melinda, have a son, Stone, and a daughter, Marlee. The couple founded the No Stone Unturned Foundation in honor of their son, who was diagnosed at two years of age with Cardio-Facio-Cutaneous Syndrome (CFC Syndrome), a rare genetic condition. The foundation raises awareness and funds to help local children and families affected by CFC syndrome, and other genetic and neurological disabilities. More information can be found at www.NoStoneFoundation.org

WOLFORD'S BACKGROUND

YEARS	COACHING BACKGROUND	HEAD COACH
2015-current	Assistant Offensive Line, San Francisco 49ers	Chip Kelly/Jim Tomsula
2010-14	Head Coach, Youngstown State	---
2009	Running-game Coordinator/Offensive Line, University of South Carolina	Steve Spurrier
2007-08	Offensive Line, University of Illinois	Ron Zook
2004-06	Offensive Line, University of Arizona	Mike Stoops
2003	Offensive Line, University of North Texas	Darrell Dickey
2000-02	Offensive Line, University of Houston	Dana Dimel
1997-99	Offensive Line, University of South Florida	Jim Leavitt
1996	Offensive Line/Strength and Conditioning Coach, Emporia State University	Manny Matsakis
1995	Graduate Assistant, Kansas State University	Bill Snyder
1990-1993	*Guard, Kansas State University	Bill Snyder

* Player

SAN FRANCISCO 49ERS PRONUNCIATION GUIDE

PLAYERS	PRONUNCIATION	PLAYERS	PRONUNCIATION	COACHES	PRONUNCIATION
Nick Bellore	ba–LORE	Colin Kaepernick	CAP–ur–nick	Tem Lukabu	LUKE–a–boo
Antoine Bethea	ANN–twahn, buh–THAY	Daniel Kilgore	KILL–gore	Vince Oghobaase	oh–guh–BAH–see
NaVorro Bowman	nuh–VARR–oh, BOH–minn	Bradley Pinion	PIN–yunn	Mark Uyeyama	ooh–ee–YAH–muh
Tramaine Brock	truh–MAIN	Mike Purcell	purr–SELL		
Ahmad Brooks	uh–MAHD	Shayne Skov	SCOVE		
DeForest Buckner	duh–FORE–ist	Joe Staley	STAY–lee		
Tank Carradine	CARE–uh–deen	Jaquiski Tartt	juh–KWAH–skee		
Garrett Celek	SELL–ick	Michael Wilhoite	WILL–hoyt		

ALL-TIME COACHES

ALBERT, Frank C., (Frankie) – (Stanford)

Head Coach – 1956–58
Assistant/Backfield Tutor – 1955

ALSMAN, Ed – (Washington)

Special Teams – 1976–77

ANDERSON, Roy – (Howard)

Assistant Defensive Backs – 2016–Current

ATKINS, Bill – (Auburn)

Defensive Secondary – 1976

ATTAWAY, Jerry – (Sacramento State)

Physical Development Coordinator – 1983–2004

AZZINARO, Jerry – (American International)

Defensive Line – 2016–Current

BANASZEK, Cas – (Northwestern)

Assistant Offensive Line – 1981

BARNES, Michael – (New York–Cortland)

Strength Development – 1994–2000

BARRY, Joe – (Southern California)

Defensive Quality Control – 2000

BATTA, Tom – (Kent State)

Tight Ends – 1999–2002

BEAKE, Chris – (Air Force)

Offensive Assistant – 2010

Offensive Assistant – 2003

Defensive Assistant – 2000–02

Defensive Quality Control – 1999

BEARD, Ed – (Tennessee)

Linebackers – 1974–77

Special Teams/Asst. Linebackers – 1973

BENGSTON, Phil – (Minnesota)

Defensive Coach – 1951–58

BIBLE, Dana – (Cincinnati)

Senior Analyst – 2016–Current

BICKNELL, Bob – (Boston College)

Wide Receivers – 2016–Current

BOARD, Dwaine – (North Carolina A&T)

Defensive Line – 1994–2002

Defensive Line Asst. – 1990–93

BOLDIN, D.J. – (Wake Forest)

Offensive Assistant – 2014–15

BOWDEN, Joe – (Oklahoma)

Inside Linebackers – 2016–Current

BROOKS, Rich – (Oregon State)

Special Teams/Defensive Backs – 1974–75

BROWN, Greg – (UTEP)

Defensive Backs – 1999

BROWN, Ray – (Arkansas State)

Assistant Offensive Line – 2010

BROWN, Scott – (Adams State)

Defensive Line – 2015

CARLISLE, Duane – (Maryland)

Strength & Conditioning – 2008–10

Asst. Strength & Conditioning – 2005–07

CARR, Jimmy – (Morris Harvey)

Defensive Backs – 1978

CARROLL, Pete – (Pacific)

Defensive Coordinator – 1995–96

CAVANAUGH, Matt – (Pittsburgh)

Quarterbacks – 1996

CHRISTIAN, Jamie – (Central Washington)

Defensive Quality Control – 2003–04

CHRISTIANSEN, Jack – (Colorado State)

Head Coach – 1963–67

Defensive Backs – 1959–63

CHRISTIANSON, Michael – (Western Oregon)

Offensive Ast./Coord. Football Technology – 2012

Coord. Football Information/Quality Control – 2011

CHRISTOFF, A. J. – (Idaho)

Secondary – 2005

CHRYST, GEEP – (Princeton)

Offensive Coordinator – 2015

Quarterbacks – 2011–14

CIGNETTI, Frank – (Indiana University (PA))

Quarterbacks – 2007

CLARK, Monte – (Southern California)

Head Coach – 1976

CLAY, Michael – (Oregon)

Assistant Special Teams – 2016–Current

COLCHICO, Dan – (San Jose State)

Assistant Coach – 1967

COSLET, Bruce – (Pacific)

Tight Ends – 1980

COZZETTO, Dan – (Idaho)

Tight Ends – 2004

CURRY, Ronald – (North Carolina)

Wide Receivers – 2015

Offensive Assistant – 2013–14

DAHLEN, Neal – (San Jose State)

Coaching Administrator – 1979–95

DAVID, Jim – (Colorado State)

Defensive Backs – 1964–66

DAVIS, Billy – (Cincinnati)

Defensive Coordinator – 2005–06

DAVIS, Reggie – (Washington)

Offensive Line – 2014

Tight Ends – 2011–13

DAY, Ryan – (New Hampshire)

Quarterbacks – 2016–Current

DAY, Shane – (Kansas State)

Quality Control – 2007–09

DEHAVEN, Bruce – (Southwestern College)

Special Teams – 2000–02

DONATELL, Ed – (Glenville State)

Secondary – 2011–14

DREVNO, Tim – (Cal State Fullerton)

Offensive Line – 2011–13

DUNCAN, Mark – (Denver)

Defensive Backs – 1955–62

EMANUEL, Gary – (Plymouth State)

Defensive Line – 2005–06

ENGRAM, Bobby – (Penn State)

Offensive Assistant – 2011

ENRIGHT, Dick – (Southern California)

Offensive Line – 1976

ERBER, Lew – (Montana State)

Blocking/Kicking – 1975

ERDELATZ, Eddie – (St. Mary's)

Assistant – 1948–49

ERICKSON, Dennis – (Montana State)

Head Coach – 2003–04

EVEREST, Al – (Southern Methodist)

Special Teams Coordinator – 2007–09

EVERO, Ejiro – (UC–Davis)

Defensive Assistant – 2014–15

Offensive Assistant – 2012–13

Quality Control – 2011

FANGIO, Vic – (East Stroudsburg)

Defensive Coordinator – 2011–14

FIPP, Dave – (Arizona)

Assistant Special Teams – 2008–10

FISHER, Jeff – (Southern California)

Defensive Backs – 1992–93

FLAHERTY, Pat – (East Stroudsburg)

Offensive Line – 2016–Current

FLOWERS, Richmond – (Duke)

Offensive Assistant – 2014

FOERSTER, Chris – (Colorado State)

Offensive Line – 2015

Offensive Line – 2008–09

FRANKLIN, Aubrayo – (Tennessee)

Defensive Assistant – 2015

FRANKLIN, Chet – (Utah)

Defensive Backs – 1974

Special Teams – 1971–73

GANSZ, Frank – (Navy)

Special Teams – 1978

GASE, Adam – (Michigan State)

Offensive Assistant – 2008

GERHART, Doug – (Occidental)

Quarterbacks/Running Backs – 1977

Quarterbacks/Receivers – 1976

GIDDINGS, Mike – (California)

Linebackers – 1968–73

GREEN, Dennis – (Iowa)

Receivers – 1986–88

Receivers/Special Teams – 1979

GRUDEN, Jon – (Dayton)

Offensive Quality Control – 1990

HACKETT, Paul – (UC Davis)

Quarterbacks/Receivers – 1983–85

HAFLEY, Jeff – (Siena)

Defensive Backs – 2016–Current

HAMILTON, Pep – (Howard)

Offensive Assistant/Quarterbacks coach – 2006

HANSEN, Peter – (Arizona)

Defensive Assistant/Outside Linebackers – 2013

Defensive Assistant/Quality Control – 2011–12

HARBAUGH, Jim – (Michigan)

Head Coach – 2011–14

HARRIS, Al – (Arizona State)

Pass Rush Specialist – 2009–10

HARRIS, Bishop – (North Carolina College)

Running Backs – 2005–07

HART, Tommy – (Morris Brown)

Defensive Assistant – 1983–1991

HECKER, Norb – (Baldwin–Wallace)

Linebackers – 1980–86

Defensive Backs – 1979

HEINRICH, Don – (Washington)

Quarterbacks/Receivers – 1974–75

Defensive Secondary – 1971–73

HENRY, Adam – (McNeese State)

Wide Receivers – 2015

ALL-TIME COACHES

HICKEY, W., Howard “Red” – (Arkansas)

Head Coach – 1959–63

Offensive Backs/Ends – 1955–58

HIGHTOWER, Richard – (Texas)

Assistant Special Teams – 2015

HILL, Jaime – (San Francisco State)

Defensive Quality Control – 1997–98

HOENER, Pete – (Bradley)

Tight Ends – 2005–10

HOLLWAY, Bob – (Michigan)

Defensive Line – 1975

HOLMGREN, Mike – (Southern California)

Offensive Coordinator/Quarterbacks – 1989–91

Quarterbacks – 1986–88

HOLMOE, Tom – (Brigham Young)

Defensive Backs – 1994–95

HOLOVAK, Mike – (Boston College)

Offensive Backfield – 1969

HOSTLER, Jim – (Indiana, PA)

Quarterbacks – 2005–06

Offensive Coordinator – 2007

HUGHES, Ed – (Tulsa)

Chief of Offense/Backs – 1968–70

JACKSON, Carl – (Prairie View A&M)

Running Backs – 1992–96

JACKSON, Greg – (Louisiana State)

Assistant Secondary – 2011–14

JACKSON, Milt – (Tulsa)

Special Teams/Wide Receivers – 1980–82

JOHNSON, Bill – (Tyler JC)

Chief of Offense – 1955–67

JOHNSON, Brian – (Louisiana State)

Strength & Conditioning Assistant – 2015–current

JOHNSON, Mike – (Akron)

Offensive Coordinator – 2010

Quarterbacks – 2009–10

JOHNSON, Taylor – (UC–Davis)

Strength & Conditioning Assistant – 2015–current

JONES, Terrell – (San Jose State)

Strength Development Coordinator – 2000–04

JOSEPH, Vance – (Colorado)

Secondary Assistant – 2005–10

KELLY, Chip – (New Hampshire)

Head Coach – 2016–Current

KIRKSEY, Larry – (Eastern Kentucky)

Receivers – 1994–99

KNAPP, Greg – (Sacramento State)

Offensive Coordinator – 2001–03

Quarterbacks – 1998–2000

Offensive Quality Control – 1995–97

KUBIAK, Gary – (Texas A&M)

Quarterbacks – 1994

LAPPANO, Tim – (Idaho)

Running Backs – 2003–04

LAVAN, Al – (Colorado State)

Running Backs – 1989–90

LAWSON, Jim – (Stanford)

Assistant – 1946–54

LEAVITT, Jim – (Missouri)

Linebackers – 2011–14

LEGGETT, Earl – (Louisiana State)

Defensive Line – 1978

LEWIS, Sherman – (Michigan State)

Receivers – 1989–91

Running Backs – 1983–88

LEWIS, Tim – (Pittsburgh)

Secondary – 2015

LITTLE, Steve – (Iowa State)

Physical Development Asst. – 1993

LOGAN, Steve – (Tulsa)

Quarterbacks – 2015

LOMBARDI, Mick – (Fordham)

Offensive Quality Control – 2016–Current

Defensive Assistant – 2015

Offensive Assistant – 2014

LOWRY, Alan – (Texas)

Special Teams – 1992–95

LUKABU, Tem – (Colgate)

Defensive Quality Control – 2016–Current

LYNN, Johnnie – (UCLA)

Special Asst. to Head Coach/Secondary – 2009–10

Secondary – 2006–08

Defensive Backs – 1996

LYNN, Ron – (Mount Union)

Secondary – 2004

MAC DUFF, Larry – (Oklahoma)

Special Teams Coordinator – 2003–06

MANGINI, Eric – (Wesleyan)

Defensive Coordinator – 2015

Tight Ends – 2014

Senior Offensive Consultant – 2013

MANUSKY, Greg (Colgate)

Defensive Coordinator – 2007–10

MARIUCCI, Steve – (Northern Michigan)

Head Coach – 1997–02

MARSHALL, John – (Washington State)

Defensive Coordinator – 1997–98

Linebackers – 1994–96

Defensive Line – 1989–93

MARTZ, Mike – (Fresno State)

Offensive Coordinator – 2008

MATTHEWS, Billie – (Southern)

Running Backs – 1979–82

MAXIE, Brett – (Texas Southern)

Secondary – 2002–03

Assistant Secondary – 2000–01

Defensive Assistant – 1999

McADOO, Ben – (Indiana, PA)

Assistant Offensive Line/Quality Control – 2005

McCARTHY, Mike – (Baker)

Offensive Coordinator – 2005

McCARTNEY, T.C. – (Louisiana State)

Offensive Assistant – 2015

McCULLEY, Pete – (Louisiana Tech)

Head Coach – 1978

McGAUGHEY, JR., Thomas – (Houston)

Special Teams Coordinator – 2015

McKITTRICK, Bobb – (Oregon State)

Offensive Line – 1979–99

McMACKIN, Greg – (Southern Oregon)

Associate Head Coach/Linebackers – 2003–04

McPHERSON, Bill – (Santa Clara)

Linebackers/Defensive Line/

Defensive Coordinator/Asst. Head

Coach/Defensive Asst. – 1979–98

MEYER, Ken – (Denison)

Head Coach – 1977

Offensive Backfield – 1968

MICHAEL, Jason – (Western Kentucky)

Quarterbacks – 2010

Offensive Assistant – 2009–10

MILLER, Burnie – (Wofford)

Defensive Backs – 1970

MODKINS, Curtis – (Texas Christian)

Offensive Coordinator – 2016–Current

MORA, Jim – (Washington)

Defensive Coordinator – 1999–2003

Defensive Backs – 1997–98

MORNHINWEG, Marty – (Montana)

Offensive Coordinator – Quarterbacks – 1997–98

MORRIS, Pat – (Southern California)

Offensive Line – 1999–03

Tight Ends/Assistant Offensive Line – 1997–98

MORTON, John – (Western Michigan)

Wide Receivers – 2011–14

MUDD, Howard – (Hillsdale)

Offensive Line – 1977

MYERS, Jack – (UCLA)

Assistant – 1963

NATHAN, Tony – (Alabama)

Running Backs – 2008

NIXON, Jeff – (Penn State)

Tight Ends – 2016–Current

NOLAN, Dick – (Maryland)

Head Coach – 1968–75

NOLAN, Mike – (Oregon)

Head Coach – 2005–08

NORI, Mark (Boston College)

Offensive Assistant/Offensive Line – 2007

O’CONNELL, Kevin – (San Diego State)

Special Projects – 2016–Current

O’CONNOR, Fred – (East Stroudsburg State)

Head Coach (final seven games) – 1978

Offensive Coordinator – 1978

O’NEIL, Jim – (Towson)

Defensive Coordinator – 2016–Current

OGHOBAASE, Vince – (Duke)

Assistant Defensive Line – 2016–Current

OLSON, Greg – (Central Washington)

Quarterbacks – 2001

OLSON, Rich – (Washington State)

Quarterbacks – 2004

PARIANI, Brian – (UCLA)

Offensive Coaches Assistant – 1992–94

PARKER, Johnny – (Mississippi)

Strength and Conditioning – 2005–07

PELINI, Mark (Bo) – (Ohio State)

Defensive Assistant – 1994–96

PENDERGAST, Clancy – (Arizona)

Linebackers – 2015

PERRY, Joe – (Compton JC)

Kicking/Game Scout – 1968–69

PETERS, Floyd – (San Francisco State)

Defensive Line – 1976–77

QUINN, Dan – (Salisbury State)

Defensive Line – 2003–04

Defensive Quality Control – 2001–02

ALL-TIME COACHES

RADAKOVICH, Dan – (Penn State)

Defensive Coordinator/Linebackers – 1978

RATHMAN, Tom – (Nebraska)

Running Backs – 2009–Current

Running Backs – 1997–2002

Running Backs/Tight Ends Asst. – 1996

RAYE, Jimmy – (Michigan State)

Offensive Coordinator – 2009–10

Receivers – 1977

REESE, Floyd – (UCLA)

Strength & Conditioning – 1978

RHODES, Ray – (Tulsa)

Defensive Coordinator – 1994

Defensive Backs – 1983–91

Asst. Defensive Backs – 1981–82

ROBINSON, Willy – (Fresno State)

Defensive Coordinator – 2004

RODGERS, Jeff – (North Texas)

Special Teams Assistant – 2003–07

ROMAN, Greg – (John Carroll)

Offensive Coordinator – 2011–2014

RUFFO, Al – (Santa Clara)

Assistant Coach – 1946–47

SCHMIDT, Kurt – (Wisconsin–Lacrosse)

Strength, Conditioning & Nutrition Asst. – 2013–
Curr.

SCHOLZ, Dave – (Wisconsin–Milwaukee)

Strength, Nutrition & Conditioning Asst. – 2012

SCHOTTENHEIMER, Kurt – (Miami)

Special Teams Coordinator – 2010

SCOLA, Joe – (Dartmouth)

Offensive Assistant – 2015

SCOVIL, Doug – (Pacific)

Offensive Backs – 1971–75

Special Teams – 1970

SEELY, Brad – (South Dakota State)

Asst. HC/Special Teams Coordinator – 2011–14

SEIFERT, George – (Utah)

Head Coach – 1989–96

Defensive Coordinator – 1983–88

Secondary – 1980–82

SHANAHAN, Mike – (Eastern Illinois)

Offensive Coordinator/Quarterbacks – 1992–94

SHAW, Bob – (Ohio State)

Assistant Coach – 1959

SHAW, Lawrence “Buck” – (Notre Dame)

Head Coach – 1946–54

SHERMAN, Ray – (Fresno State)

Receivers – 1992–93

Running Backs – 1991

SHOFNER, Jim – (Texas Christian)

Defensive Backs – 1977

Receivers/Quarterbacks – 1970–73

Defensive Backs – 1967–69

SIMMONS, Al – (Cal State–Hayward)

Secondary – 2004

Assistant Secondary – 2003

SINGLETARY, Mike – (Baylor)

Head Coach – 2009–10

Assistant Head Coach/Linebackers – 2005–08

SINGLETARY, Vantz – (Kansas State)

Inside Linebackers – 2009–10

SMITH, Gregg – (Idaho)

Assistant Head Coach/Offensive Line – 2004

Assistant Head Coach/Tight Ends – 2003

SMITH, Richard – (Fresno State)

Linebackers – 1997–02

SMITH, Tracy – (Louisiana State)

Special Teams Assistant – 2012–14

SOLARI, Mike – (San Diego State)

Offensive Line – 2010–2014

Tight Ends/Asst. Offensive Line – 1992–96

SPARANO, Tony – (New Haven)

Tight Ends – 2015

SPAVITAL, Jim – (Oklahoma State)

Running Backs – 1976

STANFEL, Dick – (San Francisco)

Offensive Coordinator/Offensive Line – 1971–75

STECKEL, Les – (Kansas)

Receivers – 1978

STEWART, George – (Arkansas)

Receivers – 2000–02

Special Teams Coordinator – 1996–99

STILES, Lynn – (Utah)

Special Teams/TEs/Offensive Line Asst. – 1987–91

STRADER, Norman P., “Red” – (St. Mary’s)

Head Coach – 1955

Asst. Coach/Chief Scout – 1952

STUDLEY, Chuck – (Illinois)

Defensive Coordinator – 1979–82

SUGARMAN, Andy – (California)

Offensive Assistant – 2000–02

Offensive Quality Control – 1998–99

SULLIVAN, Jerry – (Florida State)

Wide Receivers/Senior Assistant – 2005–10

SWARTZ, Scott – (San Jose State)

Offensive Quality Control – 2004

SWINTON II, Derius – (Hampton)

Special Teams Coordinator – 2016–Current

TALLEY, Robert – (Boston University)

Special Assistant to the Head Coach – 2005–2006

TARVER, Jason – (Santa Clara)

Outside Linebackers – 2016–Current

Senior Defensive Asst./Linebackers – 2015

Outside Linebackers – 2009–10

Defensive Asst./Outside Linebackers – 2005–2008

Assistant Running Backs/Offensive Assistant – 2004

Offensive Quality Control – 2001–03

TAYLOR, Chuck – (Stanford)

Assistant Coach – 1950

TITTLE, Y.A. – (Louisiana State)

Offensive Consultant – 1965–69

TOLBERT, Kevin – (Navy)

Assistant Strength and Conditioning – 2011–14

TOLLNER, Ted – (Cal Poly SLO)

Quarterbacks/Assistant to Head Coach – 2008

Offensive Assistant – 2007

Offensive Coordinator – 2004

Quarterbacks – 2002–03

TOMEY, Dick – (DePauw)

Defensive Assistant – 2003

TOMSULA, Jim (Catawba)

Head Coach – 2015

Defensive Line – 2007–14

Interim Head Coach – 2010

TRESTMAN, Marc – (Minnesota)

Offensive Coordinator – 1995–96

TURNER, Norv – (Oregon)

Offensive Coordinator – 2006

UYEYAMA, Mark – (Utah)

Director of Human Performance – 2015–Current

Head Strength & Conditioning – 2011–14

Asst. Strength & Conditioning – 2008–10

VERMEIL, Al – (Utah State)

Strength & Conditioning – 1979–82

VETRANO, Joe – (Southern Mississippi)

Assistant Coach/Chief Scout – 1953–56

VON APPEN, Fred – (Linfield)

Defensive Line – 1987–88

Special Teams/Asst. Offensive Line/TE – 1983–86

VORIS, Dick – (San Jose State)

Assistant Coach – 1963–67

WALSH, Bill – (San Jose State)

Asst. to Coaching Staff – 1996

Head Coach – 1979–88

WARHOP, George – (Cincinnati)

Offensive Line – 2005–09

WHITE, Mike – (California)

Administrative Asst./Offensive Line – 1978–79

WILSON, Billy – (San Jose State)

Offensive End Coach – 1964–67

Assistant Coach – 1961–62

WIGGIN, Paul – (Stanford)

Defensive Coordinator/Line – 1974

Defensive Line – 1968–73

WOLFORD, Eric – (Kansas State)

Assistant Offensive Line – 2015–Current

WRIGHT, Eric – (Missouri)

Defensive Backs Assistant – 1991–93

WULFF, PAUL – (Washington State)

Senior Offensive Assistant – 2012–13

WYCHE, Sam – (Furman)

Quarterbacks – 1979–82

YARBER, Eric – (Idaho)

Wide Receivers – 2003–04

YOUNG, David – (Idaho)

Strength & Conditioning Assistant – 2015–current

ZEMAN, Bob – (Wisconsin)

Linebackers – 1989–93

ZWAHLEN, Ernie – (Oregon State)

Offensive Line – 1968–70



BRIAN DUKER

DEFENSIVE ANALYST

2ND NFL SEASON

1ST WITH 49ERS

Brian Duker enters his first season with the 49ers as a defensive analyst after serving as a defensive intern for the Cleveland Browns in 2015.

Prior to joining the Browns, Duker spent two years at the University of Missouri, serving as a defensive quality control coach (2014) and recruiting graduate assistant (2013).

While earning his masters in business administration at Bryant University, Duker served as a defensive graduate assistant for a little more than two years (2011-13).

He began his coaching career as a defensive quality control undergraduate assistant while at Towson University (2007-11), where he graduated with a degree in sport management and economics.

A native of Baltimore, MD, Duker attended Calvert College Hall (Baltimore, MD) High School.

DUKER'S BACKGROUND

YEARS	COACHING BACKGROUND	HEAD COACH
2016-current	Defensive Analyst, San Francisco 49ers	Chip Kelly
2015	Defensive Intern, Cleveland Browns	Mike Pettine
2014	Defensive Quality Control, University of Missouri	Gary Pinkel
2013	Graduate Assistant, University of Missouri	Gary Pinkel
2011-13	Graduate Assistant, Bryant University	Marty Fine
2007-11	Defensive Quality Control/Graduate Assistant, Towson University	Rob Ambrose/Gordy Combs



CROWLEY HANLON

COACHING ASSISTANT

2ND NFL SEASON

1ST WITH 49ERS

Crowley Hanlon enters his first season with the 49ers as the team's coaching assistant after serving as the logistics coordinator for the Philadelphia Eagles in 2015.

A Portland, OR native, Hanlon graduated from Oregon with a degree in advertising.

Prior to the NFL, Hanlon worked as an undergraduate assistant coach while attending the University of Oregon (2010-14). As a part of coaching staff that went to four consecutive bowl games, he hired and oversaw five undergraduate coaching assistants and signaled offensive line play calls on game day. Crowley also broke down game and practice film and managed time during practice.

HANLON'S BACKGROUND

<u>YEARS</u>	<u>COACHING BACKGROUND</u>	<u>HEAD COACH</u>
2016-present	Coaching Assistant, San Francisco 49ers	Chip Kelly
2015	Logistics Coordinator, Philadelphia Eagles	Chip Kelly
2010-14	Undergraduate Assistant, University of Oregon	Mark Helfrich/Chip Kelly



KEANON LOWE

OFFENSIVE ANALYST

2ND NFL SEASON

1ST WITH 49ERS

Keanon Lowe enters his first season with the 49ers as the team's offensive analyst and second in the NFL. He was an analyst for the Philadelphia Eagles in 2015.

Prior joining the Eagles staff, Lowe was a wide receiver at the University of Oregon from 2010-2014. He started 46 games during his college career, registering 68 receptions for 891 yards and 11 touchdowns. As a senior, Lowe started 11 games and set career highs with 28 receptions for 414 yards and five touchdowns. His leadership skills as a fifth-year senior set him apart as his teammates voted him to share in Oregon's Most Inspirational Player Award.

A native of Portland, OR, Lowe attended Jesuit (Portland, OR) HS, where he was the Oregon 6A Defensive Player of the Year as a defensive back that also played running back and wide receiver for the Crusaders.

LOWE'S BACKGROUND

YEARS	COACHING BACKGROUND	HEAD COACH
2016-present	Offensive Analyst, San Francisco 49ers	Chip Kelly
2015	Analyst, Philadelphia Eagles	Chip Kelly
2010-14	*Wide Receiver, University of Oregon	Mark Helfrich/Chip Kelly

* Player



BILL NAYES

SPECIAL ASSISTANT TO HEAD COACH

16TH NFL SEASON

6TH WITH 49ERS

Bill Naves returned to San Francisco as special assistant to the head coach in 2015. He previously held the same position with the 49ers from 2009-12, where he served under both Jim Harbaugh and Mike Singletary.

Naves spent two years (2013-14) at North Carolina State as the program's director of football operations. In that role, he was responsible for budgeting, team travel, camps, operational schedules and team bowl trips. He also served as a liaison between football and various departments and supervised office personnel.

Prior to his stint with San Francisco, Naves served as assistant athletic director/director of football operations at the University of Wisconsin from 2006-09.

Before his time at Wisconsin, Naves served as football operations coordinator/team travel with the Seattle Seahawks under then-head coach Mike Holmgren from 1999-06. During his seven years in Seattle, he was responsible for all aspects of the team's travel, including the budget, team charters, hotel accommodations, meal arrangements and ground transportation. Naves also organized the Seahawks' training camp and mini-camps as well as the team's operational schedules.

Naves was originally hired full time by the Packers in 1997 after serving as a training camp intern during the summers of 1995 and 1996. He worked under Holmgren as an administrative assistant/football operations until 1999.

During his years of working in football operations, which initially began at his alma mater as a student football manager before moving into a football operations assistant role upon graduation, Naves has been a part of seven college bowl games, four international games and seven NFL postseasons and three Super Bowls.

Naves graduated with a Bachelor of Science degree from the University of Wisconsin, in 1994. He and his wife, Paige, have a daughter, Natalia and a son, Joe.

NAYES' BACKGROUND

YEARS	BACKGROUND	HEAD COACH
2015-present	Special Assistant to Head Coach, San Francisco 49ers	Chip Kelly/Jim Tomsula
2013-14	Director of Football Operations, North Carolina State University	Dave Doeren
2009-12	Special Assistant to Head Coach, San Francisco 49ers	Jim Harbaugh/Jim Tomsula/Mike Singletary
2006-09	Assistant Athletic Director/Director of Football Operations, University of Wisconsin	Bret Bielema
2000-06	Football Operations Coordinator/Team Travel, Seattle Seahawks	Mike Holmgren
1999-00	Administrative Assistant/Football Operations, Seattle Seahawks	Mike Holmgren
1997-99	Administrative Assistant/Football Operations, Green Bay Packers	Mike Holmgren
1994-97	Football Operations Assistant, University of Wisconsin	Barry Alvarez



TOM GAMBLE

ASSISTANT GENERAL MANAGER

29TH NFL SEASON

10TH WITH 49ERS

A successful talent evaluator with a plethora of NFL experience, Tom Gamble is in his first season as the team's assistant general manager. He spent the 2015 season as the 49ers senior personnel executive.

Gamble returned to the 49ers after serving as the vice president of player personnel for the Philadelphia Eagles from 2013-14.

Gamble's extensive NFL resume includes work in both college and pro scouting, contract negotiations and a stint in the coaching ranks. During his time in the league, Gamble has helped produce 12 playoff teams, including five with Indianapolis, five with Philadelphia and two with San Francisco.

In 2012, Gamble oversaw both the college and pro personnel efforts of the 49ers while working closely with general manager Trent Baalke. With assistance from Gamble, the 49ers tied for the NFL-lead with nine Pro Bowl selections and advanced to Super Bowl XLVII.

Prior to being named director of player personnel, Gamble served as the director of pro personnel for the previous seven seasons in San Francisco. In that role, Gamble monitored every NFL roster with an emphasis on scouting talent of upcoming free agents, while also maintaining continuous depth of personnel of the 49ers roster. In 2010, he was assigned additional responsibilities in collegiate scouting in order to maximize the use of his talent evaluation expertise.

Before arriving in San Francisco, Gamble served as a college scout for the Colts from 1998-04 under Pro Football Hall of Famer Bill Polian.

From 1995-96, Gamble held a stint in the coaching ranks as a defensive assistant/quality control coach with the New York Jets. He then returned to player evaluation as a part-time college scout for the Carolina Panthers before serving as a pro scout for the Baltimore Ravens during the 1997 season.

Gamble originally entered the NFL in 1988 as an assistant in the Eagles player personnel department. He stayed with the Eagles through 1994, serving as a college scouting administrator, area scout, contract negotiator and the team's director of pro scouting during his tenure.

Gamble earned his bachelor's degree from High Point University in 1987 and a master's degree from Rowan University in 1988. He grew up in a football family, where his father, Harry, was formerly the general manager (1985) and president (1986-95) of the Eagles, while also holding a stint coaching Philadelphia's tight ends/special teams from 1981-82. He also served as the head coach at both the University of Pennsylvania and Lafayette College.

Gamble and his wife, Juliette, have three sons, Tommy, Gregory and Matthew.



JEFF FERGUSON

VICE PRESIDENT OF FOOTBALL OPERATIONS

11TH NFL SEASON

11TH WITH 49ERS

Jeff Ferguson is in his 11th year with the 49ers and his fourth as vice president of football operations. Having previously served as the director of football operations and sports medicine since 2011, Ferguson oversees the 49ers sports medicine, strength and conditioning, team logistics, groundskeeping, equipment and video operations departments.

From 2006-10, Ferguson served as the team's head athletic trainer, overseeing the team's rehabilitation procedures, injury records, training room and daily athletic training duties. He joined the 49ers after serving as the manager of athletic team development with BREG, an orthopedic company based out of Vista, CA. From June of 2005 until March of 2006 Ferguson specialized in sports medicine bracing for BREG.

Prior to his move to the West Coast, Ferguson spent eight years in several capacities at Kansas State University, though he continued to serve as the athletic trainer for the Kansas State football team throughout his time in Manhattan. He began his career in Wildcat athletics in 1997 as an assistant athletic trainer for intercollegiate sports.

In 2002, Ferguson was promoted to assistant athletic director for sports medicine, a position he held until 2005. In his role, Ferguson was responsible for the prevention, evaluation, treatment and rehabilitation of all athletic injuries, in addition to supervising medical coverage for 14 collegiate athletic teams. His staff was voted best in the Big 12 for their medical efforts from 2003-04.

The previous two years (1995-97), Ferguson was an athletic trainer with an orthopedic surgeon and physical therapy company in Louisburg, NC. While doing graduate work at the University of Texas at Arlington, he spent two years as a graduate assistant athletic trainer that included the task of head athletic trainer for the track and field teams.

Ferguson earned his bachelor's degree in 1993 at Clemson University and his master's degree in 1995 at Texas-Arlington. He got his start in college athletic training as a student athletic trainer at Clemson from 1989-93, and spent the 1992 summer as a preseason athletic trainer for the New England Patriots. He is also a certified member of the National Athletic Trainers Association (NATA).

A native of Clemson, SC, Ferguson is married to the former Rebecca Hopper. The couple resides in Santa Clara, CA, with their two daughters, Madelyn and Alexandra, and son, J.C.



BRIAN HAMPTON

DIRECTOR OF FOOTBALL
ADMINISTRATION & ANALYTICS

13TH NFL SEASON

13TH WITH 49ERS

Brian Hampton is in his 13th season with the 49ers and his seventh as director of football administration and analytics. Hampton previously served as the team's manager of football operations for two seasons and as an analyst before that. He originally joined the 49ers as a football operations intern in late 2003.

In his current role, Hampton is responsible for contract negotiations, strategic planning and management of the club's player compensation budget and salary cap. His various other daily football operations duties include overseeing the budgets for all football departments, compliance with league rules and scheduling. Hampton also manages the football R&D efforts, providing frequent analysis on special projects for the owner, head coach, general manager and president.

Born and raised in Oakley, CA, Hampton earned a M.A. in sport management from the University of San Francisco and a B.A. in business economics from UC-Santa Barbara. While attending UCSB, Hampton worked for the Santa Barbara Foresters Baseball Club and the UCSB athletic department. Hampton also spent two years directing the UCSB sports fan club and also was elected and served as President of the Associated Students for one year.

Hampton resides in Mountain View, CA, with his wife, Lindsay, daughter, Jordan, and son, Nolan. He is an avid tri-athlete and runner, and has completed a number of events, including marathons and Ironman triathlons.



MIKE WILLIAMS

DIRECTOR OF PRO PERSONNEL

17TH NFL SEASON

14TH WITH 49ERS

Mike Williams is in his fourth season as director of pro personnel with the 49ers, after spending the 2012 season as a pro personnel scout with the team. In his current role, he monitors all NFL rosters, and those of all other professional football leagues, with emphasis on scouting talent of upcoming pro free agents. Williams is responsible for maintaining continuous depth on the 49ers roster.

Williams re-joined the 49ers in 2012 after spending the previous three seasons with the St. Louis Rams. As the Rams vice president of player personnel, he was responsible for managing the pro scouting department, evaluating draft eligible prospects and helping to evaluate and manage the Rams roster.

Prior to joining the Rams, Williams spent nine seasons (2000-08) with the 49ers in various roles. He served as the assistant director of pro personnel during his last four years with the team, with responsibilities that included advance scouting, evaluating free agents, setting up free agent workouts and tracking NFL rosters and depth charts. Williams originally joined the 49ers in 1999 as a volunteer in the personnel department, and later became a full-time personnel assistant in 2000.

Williams was the defensive coordinator at De Anza College in Cupertino, CA, in 1998, after serving one season as the linebackers coach at Southern Utah in 1997. Prior to Southern Utah, Williams was the defensive coordinator at St. Lawrence High School in Santa Clara, CA.

A native of Santa Ana, CA, Williams earned his bachelor's degree in economics from Santa Clara University in 1989, where he was a four-year starter at safety for the Broncos. He attended Mater Dei High School where he played football, basketball and participated in track. Williams and his wife, Holly, have two daughters, Emily Angeline and Catherine Anne.



MATT MALASPINA

DIRECTOR OF COLLEGE SCOUTING

19TH NFL SEASON

12TH WITH 49ERS

Matt Malaspina is in his 12th year with the 49ers and his fourth as the director of college scouting. In his current role, Malaspina oversees the college scouting staff and the daily operations of the department.

Malaspina spent the previous three years as a national scout, where he was responsible for scouting the southeast region as well as crosschecking college football's top prospects throughout the country.

Malaspina joined the 49ers after spending five years as an area scout with the Seattle Seahawks. Prior to the Seahawks, he spent the 1999 season with the Carolina Panthers, where he evaluated college players in the southeast region. Malaspina spent the previous year with National Football Scouting.

Malaspina was an assistant offensive coach at Jacksonville University from 1997-98. He entered college coaching in 1997 as an intern at his alma mater, the University of Central Florida. A 1993 graduate of Central Florida, Malaspina went on to have a brief playing career as a center for the Shreveport Pirates of the Canadian Football League, playing in 1994 and attending training camp in 1995.



QUENTUS CUMBY

ASSISTANT DIRECTOR OF PRO PERSONNEL

11TH NFL SEASON

11TH WITH 49ERS

Quentus Cumby is in his 11th year with the 49ers and fourth as the assistant director of pro personnel. He spent the previous seven seasons as the team's pro personnel scout.

In his role, Cumby evaluates both NFL talent and players from other professional football leagues. He serves as the 49ers weekly advance scout for the personnel and coaching staffs. During the offseason, he evaluates the team's roster and all pending NFL free agents prior to free agency, while also assisting with draft preparation.

Prior to joining the 49ers, Cumby was a physical education teacher at Ben Franklin Intermediate in Daly City, CA, during the 2005-06 term. He began his teaching career in the fall of 2005 after spending the summer as an intern with the Green Bay Packers player personnel department under Ted Thompson, Reggie McKenzie and John Dorsey.

In 2003, Cumby was invited to participate in training camp by the Packers as a free agent safety. One year later, he spent the summer of 2004 playing the position in the Canadian Football League with the Edmonton Eskimos.

Cumby lettered in football and ran track at Cleburne (TX) High School, where he was an all-state free safety in 1999. He went on to earn a football scholarship to the University of Kentucky and was a two-year starter at free safety and cornerback from 1999-02. He graduated in 2004 with a bachelor's degree in kinesiology.

Cumby resides in San Jose, CA, with his wife Liz, and two children, Drew and Kyla.



ETHAN WAUGH

SENIOR PLAYER PERSONNEL COORDINATOR

13TH NFL SEASON

13TH WITH 49ERS

Ethan Waugh is in his 13th year with the 49ers and second as senior player personnel coordinator after having served three seasons as the team's senior personnel assistant. In his role, he is based in Santa Clara, where he works with all aspects of player personnel. Waugh spent four seasons as the team's midwest regional scout.

Prior to being promoted to an area scout in 2008, Waugh served as the team's personnel assistant where he was involved in a variety of areas, including the evaluation and scouting of college and professional players and working extensively with the 49ers' scouting database.

Waugh joined the 49ers after spending the previous two seasons at Illinois Wesleyan University, where he served as the offensive coordinator, quarterbacks coach and recruiting coordinator.

Prior to his time at Illinois Wesleyan, Waugh served as an assistant at Western Carolina University from 1997-2001. While with the Catamounts, he coached on both the offensive and defensive sides of the ball and assisted with special teams.

Waugh grew up in Vernon Hills, IL, and played defensive back for two years at Lake Forest College before transferring to Lawrence University where he played the slot and quarterback positions. He is a 1997 graduate of Lawrence with a bachelor's degree in history and earned a master's degree in American History from Western Carolina in 1999.

Waugh hails from a football family. His father, Maury, currently coaches at Trine University, his brother, Tucker, coaches the slot-backs at Army, and another brother, Adam, is the co-defensive coordinator/safeties at Louisiana-Monroe.

He and his wife, Allison, reside in San Jose, CA with their four sons.



JUSTIN CHABOT

NATIONAL SCOUT

13TH NFL SEASON

13TH WITH 49ERS

Justin Chabot is in his 13th year with the 49ers and his fourth as the team's national scout. In his current role, he is responsible for cross-checking college football's top prospects throughout the country. Chabot had previously scouted the Midwest, southwest and south-east regions for the team.

Prior to joining the 49ers, Chabot spent five years as the director of football operations at Northwestern. As part of his role with the Wildcats, Chabot served as the pro liaison to visiting college talent scouts from the NFL. Chabot was extremely familiar with Northwestern's football program, having starred as an offensive lineman on the 1995 and 1996 Big Ten Championship teams.

Chabot recorded 41 career starts on the Northwestern offensive line, including starts on the 1996 Rose Bowl and the 1997 Citrus Bowl teams. A four-year letterwinner and captain of the 1996 squad, Chabot was named first-team All-Big Ten by the media and coaches as a senior. He was also named to the Academic All-Big Ten list, in 1993.

Born in Washington, D.C., Chabot was raised in Oxford, OH. He graduated from Northwestern in 1996 with a degree in sociology, and played professionally during the 1997 season with the Pittsburgh Steelers and the New York Giants.

Chabot resides in Houston, TX, with his twin sons, Walker and Brant.



TARIQ AHMAD

REGIONAL SCOUT

3RD NFL SEASON

3RD WITH 49ERS

Tariq Ahmad is in his second season as a regional scout after spending the 2014 season as an assistant in the 49ers scouting department. Ahmad will assist with the evaluations of both college and professional players.

Ahmad joined the team following four seasons as director of football recruiting operations at Rutgers University and seven seasons overall as a member of the Scarlet Knights program. During his time at Rutgers, Ahmad received his master's degree in education administration.

Ahmad previously served as an offensive graduate assistant coach at Ithaca College, working with the running backs on game strategies and techniques. Prior to becoming a coach, Ahmad was a three-sport athlete, participating in football, basketball and outdoor track at his alma mater. A native of Holmdel, NJ, he graduated from Ithaca College in 2005, majoring in health and physical education.



REGGIE COBB

REGIONAL SCOUT

16TH NFL SEASON

8TH WITH 49ERS

Reggie Cobb is in his eighth year with the 49ers as the club's western regional scout. In 2011, Cobb was named NFC Scout of the Year by the Fritz Pollard Alliance.

Cobb joined the 49ers after spending the previous six years scouting the Southwest region for the Tampa Bay Buccaneers and two seasons (2001-02) as a member of the Washington Redskins scouting department.

Cobb enjoyed a seven-year playing career that began as a second-round pick (30th overall) by the Buccaneers, in 1990. Cobb played four seasons (1990-93) with Tampa Bay before playing one season each with Green Bay (1994), Jacksonville (1995) and the N.Y. Jets (1996).

Cobb finished his college career ranked third on the University of Tennessee's career rushing chart with 2,360 yards and 26 touchdowns. He was also a member of the school's 100th anniversary team. Cobb lettered in track and graduated with a degree in urban studies in 1990.

Cobb and his son, DeMarcus, live in Sugarland, Texas.



CHIP FLANAGAN

REGIONAL SCOUT

13TH NFL SEASON

5TH WITH 49ERS

Chip Flanagan is in his fifth season with the 49ers as the team's southeast regional scout after covering the northeast region from 2012-14.

Prior to joining the team, Flanagan spent eight seasons with the Washington Redskins. He served as an area scout for the Redskins from 2007-11, where he was responsible for evaluating college prospects at schools located in the southwest region (2007-10) and southeast region (2011).

Prior to working as an area scout, Flanagan served as a college scouting assistant with the Redskins for two seasons (2005-06). He originally entered the NFL in 2004 as an intern in the Redskins' personnel department.

Flanagan was a three-time letterman in football at outside linebacker and a team captain with Bowdoin College in Brunswick, ME. He also lettered in baseball. A Lowell, MA, native, Flanagan received a degree in mathematics and a minor in economics in 2000. He also received a master's degree in sport management from Massachusetts-Amherst in 2004.

Flanagan and his wife, Lisa, reside in Virginia Beach, Va. The couple has a daughter, Kylie, and a son, Zack.



DARRELL MOODY

REGIONAL SCOUT

15TH NFL SEASON

2ND WITH 49ERS

Darrell Moody is in his second season with the 49ers as the team's south regional scout. A 14-year veteran of scouting in the NFL, he joined the organization after spending the previous five seasons (2010-14) with the Buffalo Bills as a national scout. Prior to joining the Bills, Moody spent eight seasons (2002-09) with the San Diego Chargers as a college scout, covering the southeast region.

Prior to joining San Diego, he was the offensive coordinator for Eastern Randolph High School in Ramseur, NC during the 2001 season.

From 1998-2000, Moody served an assistant coach at the University of North Carolina. In 1998-99, he coached the wide receivers and in 2000, he became the running backs coach and was responsible for coordinating recruiting efforts. Additionally, Moody was the offensive coordinator at North Carolina from 1988-95. On top of his duties as offensive coordinator, he spent time coaching the quarterbacks (1988-89) and running backs (1990-95).

In between stints at UNC, Moody spent the 1996 season as the offensive coordinator at Clemson, and as the wide receivers coach at his alma mater, North Carolina State, in 1997.

A native of Asheboro, NC, Moody was a quarterback at North Carolina State from 1968-70, where he earned a degree in economics and a Master's in vocational education.

Moody began his coaching career by spending the 1971-72 seasons at Asheboro High School. He first joined the college coaching ranks as a graduate assistant at North Carolina State from 1973-74.

In 1975, Moody was named quarterbacks and running backs coach at Southern Mississippi before returning to North Carolina State as defensive backs coach in 1976. From 1977-79, he oversaw the team's quarterbacks and running backs.

In 1980, Moody was named the running backs coach at Louisiana State University, where he remained until 1983. In 1984, he became the assistant head coach at Appalachian State. From 1985-87, he served as the offensive coordinator and quarterbacks coach at Tulane University before being hired at North Carolina in 1988.



BOB MORRIS

REGIONAL SCOUT

15TH NFL SEASON

7TH WITH 49ERS

Bob Morris is in his seventh year with the 49ers as the club's regional scout. Morris joined the 49ers after spending the previous eight years as an area scout for the Cleveland Browns.

Prior to becoming a scout, Morris served as a collegiate assistant coach at the Division I-A level for 21 years. He started his coaching career as a secondary coach at Northern Illinois University from 1980-83, after working the previous two years as a graduate assistant at the University of Colorado.

Morris then served as secondary coach for 10 seasons (1984-93) at Indiana University and helped the Hoosiers reach six bowl games. He was defensive coordinator/secondary coach at Purdue University from 1994-95 and served as the Boilermakers' special teams coordinator, in 1996. Morris was passing game coordinator/secondary coach at the University of Akron from 1998-00 and was the Zips defensive coordinator/secondary coach, in 2001.

A two-year letter winner at defensive back and punt returner for the Colorado Buffaloes, Morris helped the team to a Big-8 Championship, in 1976. He earned a bachelor's degree in secondary education in 1977 and later received a master's degree in sports psychology in 1983 from Colorado. Morris also lettered three years in baseball for the Buffaloes.

A native of Boulder, CO, Morris is a member of the Fellowship of Christian Athletes. He and his wife, Jennifer, have two sons, Jerod and Joshua. The Morris family volunteers with the Big Brothers and Big Sisters organization. The name of their "little brother" is Bryce.



KYLE O'DELL

REGIONAL SCOUT

4TH NFL SEASON

4TH WITH 49ERS

Kyle O'Dell is in his four season with the 49ers and first as the team's midland regional scout. O'Dell spent the 2015 season as the 49ers National Football Scouting representative.

Prior to joining the 49ers, O'Dell worked in the recruiting operations department for head coach Nick Saban at the University of Alabama from 2011-12. During those two years, he helped the Crimson Tide compile consecutive consensus number one recruiting classes.

A native of Oxford, AL, O'Dell graduated from the University of Alabama in 2013 with a degree in sports management.



STEVE RUBIO

REGIONAL SCOUT

5TH NFL SEASON

5TH WITH 49ERS

Steve Rubio is in his fifth year with the 49ers and fourth as the club's regional scout. He spent the 2012 season as a scouting assistant.

Rubio served as the director of player personnel for the University of Tennessee's football program from 2010-11, after originally joining the team in 2009 as a recruiting intern. In his previous capacity, he oversaw all recruiting board material while handling the initial evaluation of high school and junior college prospects.

The Fort Lauderdale, FL, native graduated from the University of Central Florida with a degree in sports administration, in 2007. Rubio worked in various roles on the Knights football staff over a span of six years. He spent the last 12 months of his tenure as UCF's director of player personnel, after having spent time as a defensive graduate assistant and as the recruiting and operations graduate assistant. Rubio also served as a volunteer coach at his high school, St. Thomas Aquinas, from 2003-04.



JOSH WILLIAMS

NFS SCOUT

6TH NFL SEASON

6TH WITH 49ERS

Josh Williams is in his sixth season with the 49ers and first as the team's National Football Scouting representative. In his role, he will focus on scouting players in the southeast in addition to working with the NFL Combine, where he helps the NFL select invitees to the annual event. In his role, Williams also assists both the pro and college scouting departments with evaluations and NFL Draft preparation.

Williams spent three seasons (2013-15) as a pro personnel scout and two seasons (2011-12) as an assistant in the 49ers scouting department.

A four-year wide receiver for the Columbia University Lions, Williams worked in the financial industry in New York City as a business analyst of investment products at TD Ameritrade. A native of Santa Rosa, CA, he graduated from St. Ignatius College Preparatory in San Francisco in 2005 then earned a bachelor's degree in psychology from Columbia University in 2010.



A.J. HIGHSMITH

PRO PERSONNEL SCOUT

3RD NFL SEASON

3RD WITH 49ERS

A.J. Highsmith is in his third season with the 49ers and first as a pro personnel scout. In his role, Highsmith assists the pro scouting department in their evaluation of NFL talent and also coordinates player tryouts and visits to the 49ers facility. During the offseason, he assists in evaluating the team's roster prior to free agency.

Highsmith spent the previous two seasons as an assistant in the 49ers scouting department.

A quarterback turned defensive back at the University of Miami from 2009-13, Highsmith saw action in 41 games (11 starts) and recorded 67 total tackles, two interceptions, one forced fumble, one fumble recovery and one sack. In 2013, he was awarded the Hurricane Media "Good Guy" Award.

While at Miami, Highsmith earned his bachelor's degree in sport administration as well as a master of arts in liberal studies degree. His father, Alonzo Highsmith, played at Miami from 1983-86 and in the NFL with the Houston Oilers, Dallas Cowboys and Tampa Bay Buccaneers, and currently works as a senior personnel executive with the Green Bay Packers.



RJ GILLEN

SCOUTING ASSISTANT

2ND NFL SEASON

2ND WITH 49ERS

RJ Gillen is in his second season as an assistant in the 49ers scouting department. In his role, Gillen will assist with the evaluations of both college and professional players.

Prior to joining the 49ers, Gillen was a college football scout with the National Collegiate Scouting Association where he managed a recruiting list of potential college prospects to help college coaches identify those who might have the ability to play collegiately. Gillen also has previous experience in the NBA front office with the San Antonio Spurs where he assisted in preparation of player reports for the NBA draft and free agency.

A native of Memphis, TN, Gillen graduated from Marquette University School of Law with a focus on Sports Law in May of 2014. He is a member of the Texas Bar and Wisconsin Bar. Gillen earned his Bachelor of Science in Sports Administration and Leadership from Louisiana State University where he was a member of the LSU football team from 2007-10 and won a BCS National Championship in 2007.



JOHN STEVENSON

SCOUTING ASSISTANT

2ND NFL SEASON

2ND WITH 49ERS

John Stevenson is in his second season with the 49ers as an assistant in the scouting department. In 2015, he interned during training camp through the Wooten-Nunn fellowship. In his role, Stevenson will assist with the evaluations of both college and professional players.

Prior to joining the 49ers, Stevenson played for the Bemidji Axemen of the Indoor Football League and went to training camp with the Ottawa Redblacks of the Canadian Football League in 2015. In 2013, he signed with the New York Giants as an undrafted free agent.

A walk-on turned four-year letterman at Georgia Southern University, Stevenson saw action in 52 games and recorded 148 tackles, 1.5 sacks, 4.5 tackles for loss, five passes defended, two forced fumbles and two fumble recoveries during his college career. As a senior in 2012, he led the team with 103 tackles and was voted to the team's leadership council by his peers and named a team captain. Additionally, Stevenson was the recipient of the 2012 Erk Russell Award, given in honor of the late Georgia Southern head coach Erk Russell to a player who exemplifies the traits needed to play for him.

A native of Stone Mountain, GA, Stevenson graduated from Georgia Southern in 2012 with a bachelor's degree in management as well as a minor in marketing.



JACOB NIEROB

SCOUTING ADMINISTRATOR

2ND NFL SEASON

2ND WITH 49ERS

Jacob Nierob is in his second season with the 49ers and first as a scouting administrator. He spent the 2015 season as an assistant in the 49ers scouting department.

Prior to joining the 49ers, Nierob interned in the recruiting operations department for the University of Michigan from 2014-15. He primarily focused on organizing recruiting visits as well as creating highlight tapes for the coaching staff to evaluate prospective recruits.

A native of Beverly Hills, CA, Nierob graduated from the University of Michigan in 2015 with a degree in Sport Management.



GUY MCINTYRE

DIRECTOR OF ALUMNI RELATIONS

14TH NFL SEASON

14TH WITH 49ERS

Guy McIntyre is in his 14th season in the front office of the 49ers and his seventh as director of alumni relations.

In his role, McIntyre coordinates alumni events, gameday responsibilities for the team's five alumni coordinators (Steve Bono, Dan Bunz, Dwight Clark, Jesse Sapolu and Eric Wright) and both Alumni Weekend and Hall of Fame Weekend. He also distributes information from the NFL and works with alumni on the different NFL programs that are specifically geared to alumni.

Prior to joining the 49ers, McIntyre was an offensive line coach with the Rhine Fire of the World League in 2002 and at Menlo College from 2004-06.

A 3rd-round pick (73rd overall) in the 1984 NFL Draft by San Francisco, McIntyre saw action in 145 games (97 starts) with the 49ers over 10 seasons (1984-93). A three-time Super Bowl champion (1984, 1988-89), McIntyre earned All-Pro and Pro Bowl honors in five consecutive seasons (1989-93) throughout his time with the 49ers.

McIntyre is married to his wife, Kimberly, and has five children, Dejon, Mallory, Arial, Alexa and Bailey, and three grandchildren, Amariah, Avery and Kellen.



PARYS HARALSON

DIRECTOR OF PLAYER ENGAGEMENT

1ST NFL SEASON

1ST WITH 49ERS

Parys Haralson is in his first season with the 49ers as the director of player engagement. In his role with player engagement, he will continue to develop programs designed to assist players in making a smooth transition in and out of professional football as well as life skills development, financial education, post career and occupational development, continued education and degree completion.

A nine-year NFL veteran, Haralson played in 118 games (88 starts) and registered 380 tackles, 28.0 sacks, five fumble recoveries, three forced fumbles and five passes defended. He was originally drafted by the San Francisco 49ers in the fifth round (140th overall) of the 2006 NFL Draft. In seven seasons with the 49ers, Haralson played in 86 games (68 starts) and tallied 295 tackles, 21.5 sacks, four fumble recoveries, three forced fumbles and four passes defended.

The Flora, MS, native attended the University of Tennessee where he earned Second-Team All-SEC as a senior and finished his collegiate career ranked fifth in school history with 21.0 sacks. He graduated from Tennessee in 2006 and is current working towards his MBA from the University of Miami.



MANNY RIVERA

ASSISTANT HEAD ATHLETIC TRAINER

14TH NFL SEASON

14TH WITH 49ERS

Manny Rivera enters his third year as an assistant head athletic trainer with the 49ers after spending the previous 10 years as an assistant athletic trainer. This is Rivera's second stint with San Francisco after serving as an intern athletic trainer during the 2001 season.

Prior to being hired full time in San Francisco, Rivera spent a year working with the United States Olympic Committee. With the USOC, he provided medical coverage for hundreds of Olympic and Paralympic hopefuls in track and field, softball, baseball, soccer, volleyball and rugby.

After interning with the 49ers, Rivera served as a graduate assistant athletic trainer for the Indiana University football team. While at Indiana, he was directly responsible for the emergency medical supplies, training supplies and inventory, packing for team travel, as well as game day medical logistics. Rivera was also responsible for supervision, instruction and evaluation of undergraduate athletic training curriculum students. Rivera graduated from Indiana with a Master of Science degree in kinesiology in 2003.

Rivera began his career in athletic training, serving as a student athletic trainer at the University of the Pacific, where he earned a bachelor's degree in sports medicine, in 2001. He is a certified member of the NATA.

Rivera, his wife, Lauren, daughter, Alexis, and son, Tyler, reside in Santa Clara, CA.



LAURA SCHNETTGOECKE

ASSISTANT ATHLETIC TRAINER

2ND NFL SEASON

2ND WITH 49ERS

Laura Schnettgoecke is in her second season with the 49ers as the team's assistant athletic trainer. Before joining San Francisco, Schnettgoecke was the head athletic trainer for the women's soccer team at Texas Tech University.

Starting in 2008 at Texas Tech, Schnettgoecke was responsible for the prevention, evaluation, care and rehabilitation of athletic injuries for all soccer players. She was also involved in the mental health program for student athletes and was responsible for the inventory and purchasing of all training room supplies.

A native of Prairie Village, KS, Schnettgoecke earned her master's degree in Human Resource Development from Clemson University in 2008. During her time at Clemson, she served as a graduate assistant to all 21 intercollegiate sports while working primarily with the women's soccer program during her graduate assistantship. Schnettgoecke graduated from Kansas State University in 2004 with a dual bachelor's degree in Kinesiology and Athletic Training. While at Kansas State, she worked with the football team as a student trainer.



RYAN DONAHUE

REHABILITATION COORDINATOR

2ND NFL SEASON

2ND WITH 49ERS

Ryan Donahue is in his second year with the 49ers as the team's rehabilitation coordinator. Donahue is a licensed Physical Therapist through the American Physical Therapy Association, as well as a Board Certified Sports Physical Therapist (SCS) via the American Board of Physical Therapy Specialties and a Certified Strength and Conditioning Specialist (CSCS) through the National Strength & Conditioning Association.

Before joining the 49ers, Donahue spent the past three years as a physical therapist at the Andrews Institute for Orthopedics and Sports Medicine in Gulf Breeze, FL where he provided rehabilitation for athletes in the NFL, NBA, MLB, Olympic Teams as well as US Special Forces and general population.

Prior to the Andrews Institute, Donahue received his doctorate in physical therapy from Northeastern University in 2012, while also serving as assistant director of strength & conditioning for the university's Sports Performance department. In addition to Northeastern, he has held previous affiliations with EXOS (formerly Athletes' Performance) in a physical therapy role, as well as strength & conditioning affiliations with the University of Connecticut, University of North Carolina at Chapel Hill, and Mike Boyle Strength & Conditioning. In 2008, Donahue received a bachelor of science in exercise science from the University of Connecticut with a concentration in strength & conditioning.

A native of Andover, MA, Donahue is married to the former Bridgette Trometer.



MARK UYEYAMA

DIRECTOR OF HUMAN PERFORMANCE

9TH NFL SEASON

9TH WITH 49ERS

Mark Uyeyama (ooh-ee-YAH-muh) is in his ninth season with the 49ers and second as director of human performance. He previously served four seasons as head strength & conditioning coach as well as assistant strength & conditioning coach from 2008-10. In 2011, Uyeyama was named Samson Equipment's NFL Strength & Conditioning Coach of the Year by American Football Monthly.

Uyeyama is responsible for the cohesive management of all aspects of human performance for the entire team, including active physiotherapeutic interventions, analytical data monitoring, sport nutrition and physical preparation. He also manages a staff of four coaches and analysts.

While work alongside the coaching staff and the athletic training & medical staffs, Uyeyama designs and implements an annual plan for all players, assists in the rehabilitation of injured players and oversees player development.

Before joining the 49ers, Uyeyama served as the head strength & conditioning coach at Utah State University from 2004-07.

Uyeyama graduated from Utah in May of 2000 while working as a student assistant strength coach for two years. He then became a graduate assistant at USU before moving to another graduate assistant position at Arizona State from 2001 to 2003, when he was promoted to a full-time assistant.

Prior to working in the strength and conditioning field, Uyeyama played football at Butte Community College in Oroville, CA and Northern State University in Aberdeen, SD.

He earned a master's degree in higher and post secondary education from ASU in May of 2003.

Uyeyama has two children, a son, Tate, and daughter, Ever.



KURT SCHMIDT

STRENGTH, CONDITIONING & NUTRITION ASSISTANT

4TH NFL SEASON

4TH WITH 49ERS

Kurt Schmidt is in his fourth season as the 49ers strength, conditioning & nutrition assistant after serving on the University of Memphis strength and conditioning staff in 2012. He rejoined 49ers director of human performance, Mark Uyeyama, who he worked with from 2006-07 at Utah State.

Schmidt was a member of the Arkansas Razorbacks staff from 2008-12, and served as strength & conditioning coordinator and coordinator of nutrition education. With the Razorbacks, he coordinated a nutrition education program for the athletics department and developed programs for newcomers and injured student-athletes.

Prior to Arkansas, Schmidt worked at Utah State as an assistant and interim head of strength & conditioning from 2006-08. At Utah State, he worked with a number of programs, including football, men's and women's basketball, soccer and track and field.

Schmidt holds a master's degree in education from the University of Louisville, where he served as a graduate assistant from 2004-05. He was hired full-time at Louisville as an assistant football strength & conditioning coach from 2005-06.

Prior to his graduate assistant position at Louisville, he served as a graduate assistant at Utah from 2003-04, working with softball and alpine skiing. He also assisted with the Utes football, men's basketball, baseball and gymnastics programs.

A native of Elma, Iowa, Schmidt earned his bachelor's degree from the University of Wisconsin-La Crosse, where he played linebacker for the Eagles. He served a summer internship at Iowa with the Hawkeyes football program, and then completed a second internship at Winona State University in 2002.

Following his graduation from Wisconsin-Lacrosse with an exercise and sport science degree with an emphasis in fitness management, Schmidt worked at Yale, serving first as assistant director of sports conditioning and then as interim co-director of sports conditioning until April of 2003.

Schmidt is a member of the National Strength and Conditioning Association (NSCA) and is a Certified Strength and Conditioning Specialist.

Schmidt is married to wife, Trish, and the couple lives in San Jose.



BRIAN JOHNSON

STRENGTH & CONDITIONING ASSISTANT

2ND NFL SEASON

2ND WITH 49ERS

Brian Johnson is in his second season with the 49ers as a strength & conditioning assistant. Johnson spent the previous three seasons (2012-14) on the strength and conditioning staff at his alma mater, Louisiana State University.

Before his return to LSU, Johnson spent the 2010-11 seasons as an assistant strength coach at Florida State University. He reunited with Seminoles head coach Jimbo Fisher, who served as Johnson's offensive coordinator while at LSU. Following his time at FSU, Johnson went on to become the head strength & conditioning coach at the University of Akron in March of 2012.

A native of Tallahassee, FL, Johnson had stops in the NFL with the Arizona Cardinals, Tampa Bay Buccaneers and Baltimore Ravens. The offensive lineman played collegiately at LSU where he appeared in 44 games (26 starts) for the Tigers. The four-year letterman saw his teams post a 44-8 career record, including a 13-1 National Championship season in 2003. As a senior in 2006, he earned Second-Team All-SEC honors. Johnson studied in general studies-kinesiology, African American studies and communications.

Johnson is married to his wife, Angela, and the couple has a son, Deacon.



TAYLOR JOHNSON

STRENGTH & CONDITIONING ASSISTANT

2ND NFL SEASON

2ND WITH 49ERS

Taylor Johnson is entering his second season with the 49ers as a strength & conditioning assistant. He joined the 49ers in 2015 after more than three years at San Jose State University.

Johnson served as the lead assistant with the San Jose State football team's athletic performance activities. He also managed and directed all athletic performance aspects for the baseball, softball and women's volleyball teams. In his role, he coordinated the nutrition and recovery programs for more than 400 student-athletes.

Johnson began his professional career in athletic performance working at Pac-12 (UCLA/USC), SEC (Auburn), Mountain West (San Jose State) and Big West (UC-Davis) Conference schools. His career began at UC Davis working with the football, men's basketball, field hockey, women's lacrosse, women's volleyball and track and field programs in 2009.

During the 2011 fall season at UCLA, he worked with the Bruins football and men's volleyball teams. In the spring of 2012, he joined another Pac-12 Conference member in the University of Southern California, and worked with the Trojans football, baseball, men's and women's water polo and women's crew teams. The following fall, Johnson was at Auburn University and worked with the football, softball and women's equestrian teams.

Johnson graduated from the University of California-Davis in 2011 and later earned his master's degree in exercise science from California University of Pennsylvania in 2014. He currently holds certifications from the National Strength and Conditioning Association (NSCA) as a Certified Strength & Conditioning Specialist, NASM (national academy of sports medicine) CES (corrective exercise specialist), USA Weightlifting Level 1 Sports Performance Coach, Precision Nutrition Level 1, the American Red Cross in CPR (cardiopulmonary resuscitation) and AED (automated external defibrillator).



DAVID YOUNG

STRENGTH & CONDITIONING ASSISTANT

3RD NFL SEASON

3RD WITH 49ERS

David Young is in his second season with the 49ers as a strength & conditioning assistant after spending the 2014 season as a strength & conditioning intern with the team.

Young joined San Francisco after serving in several capacities at the University of Memphis (2012-14). He began his time at Memphis as a football strength & conditioning intern prior to earning his master's degree in health and sport science as a graduate assistant. Upon graduation in 2013, he was brought on as an assistant strength & conditioning coach.

A native of West Burlington, IA, Young earned his bachelor's degree in exercise science with an emphasis in strength and conditioning from Central College (Pella, IA). Young played on the school's football team from 2008-12, where he spent time at both defensive end and tight end with the Dutch.

Off the field at Central, Young was a student strength & conditioning coach. He led the development and implementation of the strength & conditioning program for women's soccer and worked with the school's football, men's basketball, golf, track and field and wrestling teams.



STEVE URBANIAK

EQUIPMENT MANAGER

19TH NFL SEASON

18TH WITH 49ERS

Steve Urbaniak is in his 18th year with the 49ers and 14th as the team's equipment manager. During his first four seasons in San Francisco, Urbaniak served as an assistant in the equipment department. This season marks Urbaniak's 19th year overall working in the NFL ranks.

In 2015, Urbaniak was named NFL Equipment Manager of the Year as voted on by his peers. Additionally, he served as a member of the host team assigned to the both the Carolina Panthers and Denver Broncos prior to Super Bowl 50, and assisted the Broncos on game day. Urbaniak and his staff also assisted with events at the NFL Experience.

He is responsible for the many details that go into filling an NFL team's daily needs. These needs include outfitting players and coaches in safe and advanced equipment, as well as ordering and maintaining all of the team's equipment and sideline apparel. Urbaniak and his staff also transport team equipment to and from all games, as well as assist coaches with daily practice needs.

Urbaniak came to San Francisco in 1999 after serving a one-year internship with the Miami Dolphins, in 1998. While in Miami, he served as a member of the host team assigned to the Denver Broncos prior to Super Bowl XXXIII.

Urbaniak attended East Carolina University, where he helped the Pirates reach consecutive Liberty Bowls as a punter before spending two years as the team's student manager. He graduated with a degree in therapeutic recreation, in 1998. A certified athletic equipment manager, Urbaniak is also a member of the Athletic Equipment Managers Association. He added acting to his resume in 1998, playing a small role in the feature film "Any Given Sunday."

Urbaniak was born in Lowville, NY. He and his wife, Lindsay, reside in San Jose, CA with their son, Tyson, and dog, Grady.



DONOVAN "DOC" DRESSLER

ASSISTANT EQUIPMENT MANAGER

18TH NFL SEASON

16TH WITH 49ERS

Donovan "Doc" Dressler is in his 16th year as an assistant equipment manager of the 49ers.

In 2015, Doc served as a member of the host team assigned to the both the Carolina Panthers and Denver Broncos prior to Super Bowl 50, and assisted the Broncos on game day. He also assisted with events at the NFL Experience.

During his first stint in San Francisco, Doc served as a training camp and partial season intern with the 49ers equipment department in the summer of 2000, before taking on the head equipment manager duties from 2000-01 for the Las Vegas Outlaws of the XFL. Doc returned to San Francisco in 2001 as an intern and was brought on shortly after in a full-time capacity to assist with the team's apparel and on-field equipment needs.

Doc got his start in the NFL with the Miami Dolphins, where he interned at different times in the equipment department during 1998 and 2000. During that time, he also had a stint as the head equipment manager at Northwestern Louisiana State from 1999-00.

Doc was born and raised in Stillwater, OK, where he attended Stillwater High School. He then attended Oklahoma State University and served as the Cowboys' student equipment manager for six years.

Doc has been a member of the Athletic Equipment Manager's Association since 1995 and received his certification, in 1999.

He and his wife, Terri, reside in San Jose, CA, with their sons Jacob and Rocco.



JEFF GILBERT

ASSISTANT EQUIPMENT MANAGER

10TH NFL SEASON

6TH WITH 49ERS

Jeff Gilbert is in sixth year as an assistant equipment manager with the 49ers.

In 2015, Gilbert served as a member of the host team assigned to the both the Carolina Panthers and Denver Broncos prior to Super Bowl 50, and assisted the Broncos on game day. He also assisted with events at the NFL Experience.

In his first stint with San Francisco, Gilbert served as the assistant equipment manager for the team from 2005-08. He later joined Riddell as a Northern California sales representative in 2008 where he remained until 2012. Gilbert made his way back to the NFL that year as an assistant equipment manager for the Oakland Raiders and remained with the team until he returned to San Francisco, in 2014. In addition to maintaining the team's helmets and shoulder pads, Gilbert works with the defense at practice and assists with logistics.

Gilbert started his career with the Seattle Seahawks as a season-long intern during the 2003 and 2004 seasons.

Gilbert was born and raised in Santa Cruz, CA, where he attended San Lorenzo Valley High School. He received his undergraduate degree from Bethany Bible College and later earned his master's degree in sports management from the University of San Francisco. He has been a member of the Athletic Equipment Manager's Association since 2006.

Gilbert and his wife, Theresa, live in Felton, CA, with their daughter, Kiana, and son, Indy.



ROBERT LLOYD

ASSISTANT EQUIPMENT MANAGER

4TH NFL SEASON

4TH WITH 49ERS

Robert Lloyd is in his first season with the 49ers as an assistant equipment manager after spending the past three seasons as an equipment manager intern.

In his role, Lloyd works closely with the special teams units during all practices and walk-thrus. He also maintains the organization of the locker room and provides assistance with all operations within the equipment room.

Lloyd began his equipment managing career at the University of Arizona in 2008, where he served as a student equipment manager for the football program. As a senior in 2012 at the University of Arizona, Lloyd served as the head student equipment manager, where he led a group of 15 student managers. After graduating with a degree in sociology, with a minor in sports management, Lloyd joined the 49ers as an intern in 2013.

A native of Foster City, CA Lloyd attended St. Ignatius College Preparatory in San Francisco, CA. Lloyd now resides in Foster City, CA.



MICHAEL BRACKEN

VIDEO OPERATIONS MANAGER

6TH NFL SEASON

6TH WITH 49ERS

Michael Bracken is in his sixth year as the 49ers video operations manager.

Bracken oversees all daily video operations responsibilities, including the production and editing of all practice and game films for team personnel. Additionally, Bracken and his staff coordinate film exchanges with other teams and NFL Films, as well as maintain the 49ers NFL and collegiate video library.

Prior to joining the 49ers, Bracken spent four years as the assistant video coordinator for the Florida State University athletic department, where he serviced 16 intercollegiate sports. While completing his undergraduate studies at Florida State, he served as a student assistant in the school's video department since 2003.

Bracken, and his fiancé, Erika, resides in San Jose, CA.



WILLIAM BROWN

ASSISTANT MANAGER VIDEO OPERATIONS

1ST NFL SEASON

1ST WITH 49ERS

William Brown is in his first season with the 49ers as the team's assistant manager of video operations. Before joining San Francisco, Brown was the video coordinator at the University of Maryland.

Beginning in 2011, Brown began overseeing all team video operations and game analysis for the football coaching staff. He also managed the partnership with XOS and other game analysis and network software.

Following the 2013-14 season, Brown was selected by his peers as the Bob Matey National Video Coordinator of the Year.

Brown landed in College Park after spending two years as the assistant director of video services at the University of Connecticut.

Prior to his stint at UConn, he spent three years at Middle Tennessee State as the first full-time video coordinator in school's history. He has also spent two years as an assistant video coordinator at the University of South Carolina.

Brown is a Georgetown, S.C. native and a 2004 graduate of Benedict College, and is married to the former Britta Williams.



BRYAN ZIEBELMAN

VIDEO OPERATIONS ASSISTANT

6TH NFL SEASON

6TH WITH 49ERS

Bryan Ziebelman is in his fifth year as a 49ers video operations assistant after spending the 2011 season as the 49ers video operations intern.

Ziebelman got his start in sports video at his alma mater, Chapman University, where he served as assistant director of video operations and recruiting in 2010 after playing wide receiver on the Panthers football team from 2006-09 and serving as team captain.

Ziebelman received dual degrees in television and broadcast journalism and communications studies with a minor in leadership and organizational studies during his time at Chapman.

A Palo Alto native, Ziebelman attended Henry M. Gunn High School and now resides in Santa Clara, CA.



MATT GREINER

SENIOR MANAGER & HEAD GROUNDSKEEPER

9TH NFL SEASON

8TH WITH 49ERS

Matt Greiner is in his eighth year with the 49ers and his fifth as the senior manager & head groundskeeper.

In his role, Greiner is tasked with overseeing the maintenance of all playing surfaces and landscaping at Levi's® Stadium and the team's Santa Clara training facility. He originally joined the 49ers as an assistant groundskeeper in 2009, and was later promoted to his current position in 2011.

Greiner began his career as a member of the Ohio State University grounds crew in 2005, remaining with the Buckeyes until 2007. He spent 2007 with the Arsenal Football Club, before transitioning to the Minnesota Vikings for the 2008 season.

The Sylvania, OH, native attended Northview High School, before earning a degree in Turfgrass Science from Ohio State University.

Greiner and his wife, Heidi, live in Willow Glen, CA, with their daughter, Haleigh.



RYAN VERNES

GROUNDSKEEPING MANAGER

4TH NFL SEASON

3RD WITH 49ERS

Ryan VerNess is entering his third season with the 49ers as a groundskeeping manager. "Big Red" as he is affectionately known as, manages all aspects of turf maintenance for Levi's Stadium and SAP Performance Facility.

VerNess served one season as an assistant groundkeeper with the Kansas City Chiefs before moving to the golf course side of turf management. He was named assistant superintendent at Spy Glass Hill, and worked with the Pebble Beach Company for over two years. VerNess then joined the Bayonet & Black Horse staff as golf course construction superintendent. He also spent four years as the director of golf course maintenance for Bayonet & Black Horse.

Originally from Stewartville, MN, Ryan graduated from University of Wisconsin-River Falls. He now resides in Sunnyvale and enjoys yoga, CrossFit and long runs in the country.



STEVE RISSE

DIRECTOR OF TEAM LOGISTICS

15TH NFL SEASON

15TH WITH 49ERS

Steve Risser is in his 15th season with the San Francisco 49ers and his first as the director of team logistics. He spent the previous eight seasons as the team logistics manager.

In 2015, the 49ers logistics department was Travel Department of the Year. This award is voted on by all of the major hotel brands (Ritz Carlton, Four Seasons, Starwood, Marriott, Hyatt, Hilton, etc.), as well as individual properties throughout the country. The award is given to the NFL Travel Department that best represents their respective club in a first-class manner and embodies professionalism, strong work-ethic, communication, ease of doing business, etc.

Risser joined the 49ers in 2002, as a community relations intern. Throughout his internship, Risser also assisted with special projects for both the public relations and marketing departments.

In 2005, Risser made the transition to the team logistics department where he assisted with team travel and logistical needs, as well as overseeing the team's training camp operation.

Born in Santa Clara, CA, Risser grew up in Fremont and attended Moreau Catholic High School, where he was a two-year letter-winner in baseball.

A graduate of Cal State Hayward, Risser and his wife, Shannon, reside in San Jose, CA.



MICHAEL SLAP

TEAM LOGISTICS COORDINATOR

7TH NFL SEASON

7TH WITH 49ERS

Michael Slap is in his seventh year with the San Francisco 49ers and his third in football operations as the team logistics coordinator.

In 2015, the 49ers logistics department was Travel Department of the Year. This award is voted on by all of the major hotel brands (Ritz Carlton, Four Seasons, Starwood, Marriott, Hyatt, Hilton, etc.), as well as individual properties throughout the country. The award is given to the NFL Travel Department that best represents their respective club in a first-class manner and embodies professionalism, strong work-ethic, communication, ease of doing business, etc.

Slap originally joined the 49ers as a training camp intern in the logistics department, in 2010. He returned in 2011 in the same capacity, and remained with the team throughout the entire season. After graduating from the University of California, Davis in 2012, Slap was hired full-time as the team logistics assistant.

As an undergraduate at UC Davis, Slap worked all four years for the University's Intercollegiate Athletics program as a student event manager, public address announcer and a football operations intern/team manager.

Born in Chico, CA, Slap grew up in Danville where he attended Monte Vista High School. Slap currently resides in Santa Clara, CA.



DAN BECKLER

DIRECTOR OF FOOTBALL COMMUNICATIONS

8TH NFL SEASON

7TH WITH 49ERS

Dan Beckler is in his seventh season with the 49ers and eighth season in the NFL.

Beckler is responsible for facilitating interview requests for players, coaches and front office staff. He also oversees the production of all football publications, football publicity items, team-issued media materials and press credentials. Beckler has been a member of the 49ers PR staff that has twice been named finalists for the coveted Pro Football Writers of America Pete Rozelle Award, in 2011 and 2012.

Beckler served as San Francisco's season-long public relations intern in 2009-10, before being hired full time after the 2010 season. Prior to his time with the 49ers, he was a season-long intern with the Tennessee Titans public relations department from 2008-09.

Before entering the NFL, Beckler served as a sports public relations intern at Disney's Wide World of Sports (now ESPN Wide World of Sports) in Lake Buena Vista, FL, from 2007-08.

A native of Wichita, KS, Beckler graduated from Wichita State University with a degree in sport administration in 2007. He also earned his masters of education from WSU in May of 2009. As an undergraduate, Beckler assisted in the sports information department with men's basketball and baseball, while also working for the Wichita Wranglers, the Kansas City Royals former double-A affiliate.

Beckler and his wife, Ellie, have a son, Peyton, and a daughter, Layla.



ROGER HACKER

DIRECTOR OF CORPORATE COMMUNICATIONS

10TH NFL SEASON

3RD WITH 49ERS

Roger Hacker is in his third season with the 49ers and 10th in the NFL.

Hacker manages communications for all corporate enterprises related to the 49ers and Levi's Stadium, providing media strategy and coordination for all non-football events and key organizational initiatives. In this position, Hacker serves as the organization's media relations liaison for all relevant internal and external stakeholders.

Hacker began his career in the NFL with the Chicago Bears, spending seven seasons (2000-06) as a member of the team's football media relations staff. He then moved to the global headquarters of international communications firm FleishmanHillard in St. Louis, where he spent five years providing counsel and media relations support for an assortment of sports organizations and consumer brands within the FH sports marketing practice. Before joining the 49ers, Hacker spent the previous two years managing brand communications for Visa Inc.'s sponsorships of the NFL, International Olympic Committee and FIFA. On behalf of Visa, Hacker helped managed consumer brand and marketing communications for the digital payment company at the London 2012 Olympic Games and Sochi 2014 Olympic Winter Games, the 2013 FIFA Confederations Cup in Brazil, and Super Bowl XLVII and XLVIII.

A native of Belleville, IL, Hacker graduated from the University of Illinois at Urbana-Champaign in 2000 with a degree in media studies. Hacker served as the press officer for the USA Baseball Junior National Team in 2000 and as an ice hockey venue press liaison at the 2002 Olympic Winter Games in Salt Lake City.

Hacker and his wife, Marisa, reside in Oakland, CA.



MIKE CHASANOFF

SENIOR MANAGER OF
FOOTBALL COMMUNICATIONS

11TH NFL SEASON

8TH WITH 49ERS

Mike Chasanoff is in his eighth season with the 49ers and 11th season in the NFL.

Chasanoff is responsible for facilitating interview requests for players, coaches and front office staff, while also overseeing the production of the annual media guide and the team's media materials.

Prior to joining the 49ers, Chasanoff spent the 2008 season as the public relations coordinator for the Tampa Bay Buccaneers. He also interned in the public relations departments of the Houston Texans (2007) and Buccaneers (2006). In the spring of 2007, Chasanoff served as the public relations assistant for the Amsterdam Admirals of NFL Europa.

A native of Bradenton, FL, Chasanoff graduated from Flagler College with a degree in sport management and business in 2006. While in school, Chasanoff was an assistant coach for the Flagler College men's basketball team, and also served as the public relations manager for the Sarasota Red Sox, the Class-A affiliate of the Boston Red Sox.

Chasanoff's brother, Marc, is the coordinator of player personnel for the New Orleans Pelicans. His brother, Tommy, was a member of Team USA for the International Paralympic Committee World Games in Lyon, France in 2013, and is the sports information director for the Savannah College of Art and Design.

Chasanoff resides in Los Gatos, CA, with his wife, Kate.



EMILY LUCAS

COORDINATOR OF CORPORATE COMMUNICATIONS

2ND NFL SEASON

2ND WITH 49ERS

Emily Lucas is in her second season with the 49ers and second in the NFL.

Lucas assists in the development and execution of corporate communications initiatives for the team and Levi's Stadium, including strategic communications planning for all 49ers community relations efforts and the 49ers Foundation, in addition to other media initiatives and press functions for the 49ers Museum presented by Sony, 49ers STEM Education Program, the Levi's Stadium Tour Program and Bourbon Steak & Bourbon Pub restaurants located within the stadium.

Prior to joining the 49ers, Lucas began her communications career in Washington, D.C., at Powell Tate | Weber Shandwick. She spent more than three years developing strategic public affairs and communications campaigns for a range of government, nonprofit and corporate clients including HealthCare.gov and the U.S. Army Reserve.

A native of Hanover, PA, Lucas graduated in 2012 from Saint Mary's College of California in Moraga, CA, with a Bachelor of Arts in Communications and a minor in English. As an undergraduate, she worked in the Gael Athletics publicity department between 2010-2011. In 2015, she received her Masters of Professional Studies in Public Relations and Corporate Communications from Georgetown University's School of Continuing Studies.

Lucas resides in Mountain View, CA.



PETER VOLMUT

FOOTBALL COMMUNICATIONS ASSISTANT

4TH NFL SEASON

4TH WITH 49ERS

Peter Volmut is in his second season with the 49ers as football communications assistant after spending the 2013 and 2014 seasons as a public relations intern with the team.


Volmut aids in the production of the team's weekly publications along with the facilitation of player interview requests. He is responsible for the creation and distribution of team-related/player transaction press releases in addition to statistical and historical information on the San Francisco 49ers.

Prior to joining the 49ers, Volmut spent the 2013 offseason as the public relations/community communications intern with the Tampa Bay Buccaneers. Before entering the NFL, he served as the public relations summer intern with the Milwaukee Admirals of the American Hockey League (AHL) in 2010. He also worked with the Community Leadership department of S.C. Johnson & Son, Inc. in Racine, WI, from 2007-08.

A native of Racine, WI, Volmut received his degree from Valparaiso University in public relations, with a minor in sports promotions and currently resides in San Jose with his wife, Rhiannon.

2016 SAN FRANCISCO 49ERS ALPHABETICAL ROSTER

75	Balducci, Alex	OL	6-4	310	R	96	Moore, Zach	DL	6-6	290	3
46	Ball, Marcus	S	6-1	215	2	86	Nelson, Kyle	TE/LS	6-2	240	5
68	Beadles, Zane	G	6-4	305	7	5	Pinion, Bradley	P	6-5	229	2
41	Bethea, Antoine	S	5-11	206	11	15	Ponder, Christian	QB	6-2	230	5
98	Blair, Ronald	DL	6-4	270	R	64	Purcell, Mike	NT	6-3	303	3
45	Bradford, Carl	LB	6-1	248	2	27	Reaser, Keith	CB	6-0	190	2
26	Brock, Tramaine	CB	5-10	197	7	33	Robinson, Rashard	CB	6-1	177	R
55	Brooks, Ahmad	LB	6-3	259	11	38	Shepherd, JaCorey	CB	5-11	199	2
77	Brown, Trent	OL	6-8	355	2	18	Smelter, DeAndre	WR	6-2	227	1
99	Buckner, DeForest	DL	6-7	300	R	74	Staley, Joe	T	6-5	315	10
13	Burbridge, Aaron	WR	6-1	208	R	81	Streater, Rod	WR	6-2	195	5
95	Carradine, Tank	LB	6-4	295	4	40	Sunseri, Vinnie	S	6-0	210	3
88	Celek, Garrett	TE	6-5	252	5	29	Tartt, Jaquiski	S	6-1	221	2
20	Cromartie, Marcus	CB	6-0	195	3	71	Theus, John	OL	6-6	303	R
22	Davis, Mike	RB	5-9	217	2	61	Tiller, Andrew	G	6-4	324	4
4	Dawson, Phil	K	5-11	200	18	57	Wilhoite, Michael	LB	6-0	240	5
92	Dial, Quinton	DT	6-5	318	4						
90	Dorsey, Glenn	DL	6-1	297	9						
24	Draughn, Shaun	RB	5-11	205	5	91	Armstead, Arik	DL	6-7	292	2
49	Dray, Jim	TE	6-5	255	7	54	Armstrong, Ray-Ray	LB	6-3	220	4
2	Gabbert, Blaine	QB	6-4	235	6	84	Bell, Blake	TE	6-6	252	2
62	Gardner, Andrew	OL	6-6	308	7	50	Bellore, Nick	LB	6-1	250	6
65	Garnett, Joshua	G	6-5	321	R	53	Bowman, NaVorro	LB	6-0	242	7
85	Hamm, Je’Ron	TE	6-3	236	2	43	Davis, Chris	CB	5-10	201	3
58	Harold, Eli	LB	6-3	265	2	10	Ellington, Bruce	WR	5-9	197	3
14	Harper, Chris	WR	5-11	185	1	28	Hyde, Carlos	RB	6-0	235	3
32	Harris, DuJuan	RB	5-7	206	3	67	Kilgore, Daniel	C	6-3	308	6
51	Hodges, Gerald	LB	6-2	236	4	9	Lewis, Thad	QB	6-2	219	4
30	Iworah, Prince Charles	CB	5-11	193	R	89	McDonald, Vance	TE	6-4	267	4
63	Jerod-Eddie, Tony	DT	6-5	301	4	11	Patton, Quinton	WR	6-0	204	4
36	Johnson, Dontae	CB	6-2	200	3	23	Redmond, Will	CB	6-0	186	R
93	Jones, Chris	DT	6-1	293	4	35	Reid, Eric	S	6-1	213	4
7	Kaepernick, Colin	QB	6-4	230	6	3	Rogers, Eric	WR	6-3	210	1
17	Kerley, Jeremy	WR	5-9	188	6	56	Skov, Shayne	LB	6-3	247	2
59	Lynch, Aaron	LB	6-6	270	3	82	Smith, Torrey	WR	6-0	205	6
66	Martin, Marcus	C	6-3	321	3	25	Ward, Jimmie	DB	5-11	193	3
48	McManis, Wynton	LB	6-1	220	R						



ARIK ARMSTEAD

91

POSITION DL | HEIGHT 6-7 | WEIGHT 292 | COLLEGE OREGON

BORN 11.15.93 // SACRAMENTO, CA // PLEASANT GROVE HS, ELK GROVE, CA
2ND YEAR // ACQUIRED D-1 IN '15

2016 HIGHLIGHTS

- As a part of a 49ers defense that registered the first shutout in franchise history on opening day, recorded his third career sack vs. LA (9/12), taking down QB Case Keenum for a 4-yd. loss.
- Recorded 1.0 sack and the first FF of his career at Buf. (10/16), stripping the ball from Bills QB Tyrod Taylor.

GOLDMINE

- During Super Bowl 50's Media Day, Armstead joined Sacramento's ABC10 sports team as a reporter to learn what it is like to cover NFL players during one of the most hectic events of the year. Held at SAP Center in San Jose, Armstead interviewed former teammates, fans, media members and Miss Universe. "It's like a feeding frenzy - everyone running around, and being part of that frenzy was a unique experience," said Armstead during the event.
- Armstead's brother, Armond, was forced to retire before ever playing a down in the NFL. After playing collegiately at USC, Armond became an All-Star for the Toronto Argonauts of the Canadian Football League, helping the team win the league's 100th Grey Cup. He went on to sign with the New England Patriots in 2013, but medical issues forced him to hang up his cleats. "The biggest thing he has told me through this process is, 'at the end of the day, it's just football.' Having a brother who played at this level makes everything less overwhelming."
- If Armstead wasn't in the NFL, he would be playing basketball. He was a three-year starter in basketball at Pleasant Grove High School in Sacramento and played two years at the University of Oregon before focusing solely on football for the 2014 season. He entered his high school senior season listed as the number three prospect in NorCalPrep.com's Top 40 rankings for the class of 2012. "A big part of the recruiting pitch from Oregon was they were going to let me play two sports. We only lost 5 games during my time there. I wanted to go somewhere with the chance to win and be a part of something special."



ARMSTEAD'S GOLDEN NUGGETS

- Lists his parents, Gus and Christa, as the most influential people in his life. He also gives credit to his grandfather, Willie B. Armstead, an Air Force veteran, for instilling the value of integrity that his parents have passed along to him. "A lot of things he instilled in my dad have carried down to me. Having a family member who is more courageous than you can imagine and who served his country is a huge honor."
- Played both basketball and football at Oregon before focusing only on football in 2014.

ARMSTEAD'S GAME-BY-GAME

2016

Date	Opp	W/L	P/S	Tot	Sol	Ast	Sk	Yds	Int	Yds	PD	FF	FR	Yds
Sep 12	LA	W	1/0	1	1	0	1.0	4.0	0	0	0	0	0	0
Sep 18	at Car	L	1/0	2	1	1	0.0	0.0	0	0	0	0	0	0
Sep 25	at Sea	L	1/0	1	1	0	0.0	0.0	0	0	0	0	0	0
Oct 2	Dal	L	1/0	2	0	2	0.0	0.0	0	0	0	0	0	0
Oct 6	Arz	L	1/1	6	2	4	0.0	0.0	0	0	0	0	0	0
Oct 16	at Buf	L	1/1	3	3	0	1.0	0.0	0	0	0	1	0	0
Oct 23	TB	L	1/1	4	3	1	0.5	0.5	0	0	0	0	0	0
Nov 6	NO	L	1/1	2	0	2	0.0	0.0	0	0	0	0	0	0
PLACED ON INJURED RESERVE (Shoulder) ON 11/8														
TOTALS				8/4	21	11	10	2.5	4.5	0	0	0	1	0

GOLDMINE (CONTINUED)

- For Armstead, the NFL Draft process was a whirlwind tour. He went straight from the National Championship Game to San Diego to prepare for the NFL Combine and then to Sacramento for the Draft itself. However, his favorite part of the process was being drafted by a team so close to his hometown. "It's a dream come true. I'm blessed to be in this situation. Not a lot of other people are that close to home. Being able to play home games in front of my family is perfect for me."

ARMSTEAD'S CAREER STATISTICS

YEAR	TEAM	GP	GS	TACKLES					INT	INTERCEPTIONS				PD	FUMBLES		
				TOT	SOL	AST	SACKS	YDS		YDS	LG	TD	FF		FR	YDS	
2015	SF	16	1	19	13	6	2.0	12.0	0	0	—	0	0	0	0	0	0
2016	SF	8	4	21	11	10	2.5	4.5	0	0	—	0	0	0	1	0	0
TOTALS		24	5	40	24	14	4.5	16.5	0	0	—	0	0	0	1	0	0

Milestones:

NFL Debut: vs. Min. (9/14/15); **First Start:** vs. StL (1/3/16); **First Sack:** at Arz. (9/27/15 – QB Carson Palmer); **First FF:** at Buf. (10/16/16 – QB Tyrod Taylor)

ARMSTEAD'S CAREER HIGHS

Total Tackles: 6 vs. Arz. (10/6/16)

Solo: 3 (3 times) Last vs. TB (10/23/16)

Assists: 4 vs. Arz. (10/6/16)

Sacks: 1.0 (4 times) Last at Buf. (10/16/16)

Forced Fumbles: 1 at Buf. (10/16/16)

ARMSTEAD'S TRANSACTIONS

Originally a 1st-round (17th overall) draft choice by SF in 2015.

2015

- Appeared in all 16 games (1 start) during his rookie season and totaled 19 tackles and 2.0 sacks.
- Registered 3 tackles and the first sack of his NFL career at Arz. (9/27), bringing down Cardinals QB Carson Palmer for a 4-yd. loss.
- Part of a defensive line unit that held the Falcons to 17 yds. rushing on 14 carries (1.2 avg.) vs. Atl. (11/8). This marked the 4th fewest rushing yds. allowed in a game by the 49ers since 2001.

COLLEGE

Played in 39 games and totaled 87 tackles, 4.0 sacks, 10.0 TFLs, 2 FRs, 1 FF and 2 PDs in his career. As a junior, earned All-Pac 12 Honorable Mention honors where he played in 13 games and registered 46 tackles, 2.5 sacks, 5.5 TFLs, 2 FRs and 1 FF. In 2013, played in 13 games and notched 15 tackles, 1.0 sack, 2.5 TFLs and 2 PDs. As a freshman, played in 13 games and tallied 16 tackles, 0.5 sack and 2.0 TFLs.

ARMSTEAD'S GAME-BY-GAME

2015

Date	Opp	W/L	P/S	Tot	Sol	Ast	Sk	Yds	Int	Yds	PD	FF	FR	Yds
Sep 14	Min	W	1/0	0	0	0	0.0	0.0	0	0	0	0	0	0
Sep 20	at Pit	L	1/0	0	0	0	0.0	0.0	0	0	0	0	0	0
Sep 27	at Arz	L	1/0	3	3	0	1.0	4.0	0	0	0	0	0	0
Oct 4	GB	L	1/0	2	1	1	0.0	0.0	0	0	0	0	0	0
Oct 11	at NYG	L	1/0	0	0	0	0.0	0.0	0	0	0	0	0	0
Oct 18	Bal	W	1/0	1	1	0	0.0	0.0	0	0	0	0	0	0
Oct 22	Sea	L	1/0	0	0	0	0.0	0.0	0	0	0	0	0	0
Nov 1	at StL	L	1/0	0	0	0	0.0	0.0	0	0	0	0	0	0
Nov 8	Atl	W	1/0	2	2	0	0.0	0.0	0	0	0	0	0	0
Nov 22	at Sea	L	1/0	5	2	3	0.0	0.0	0	0	0	0	0	0
Nov 29	Arz	L	1/0	0	0	0	0.0	0.0	0	0	0	0	0	0
Dec 6	at Chi	W	1/0	0	0	0	0.0	0.0	0	0	0	0	0	0
Dec 13	at Cle	L	1/0	1	1	0	1.0	8.0	0	0	0	0	0	0
Dec 20	Cin	L	1/0	2	0	2	0.0	0.0	0	0	0	0	0	0
Dec 27	at Det	L	1/0	2	2	0	0.0	0.0	0	0	0	0	0	0
Jan 3	StL	W	1/1	1	1	0	0.0	0.0	0	0	0	0	0	0
TOTALS			16/1	19	13	6	2.0	12.0	0	0	0	0	0	0

PERSONAL

- Majored in general social science.
- Recruited by and played for 49ers head coach Chip Kelly at Oregon in 2012 and was teammates with fellow DL DeForest Buckner during his entire college career (2012-14).
- As a freshman at Oregon, joined the men's basketball team following the completion of the football season, redshirting for the program that claimed the Pac-12 Conference Tournament title and advanced to the Sweet 16 in the NCAA tournament.
- A two-way standout on the defensive and offensive lines at Pleasant Grove (Elk Grove, CA) HS, he participated in the U.S. Army All-American Game. As a senior, registered 42 tackles and 3.5 sacks.
- Armstead's father, Gus, played basketball at Sacramento State and his brother, Armond, played football at USC and spent a season with the New England Patriots before retiring from football in 2014.
- Born Arik Armstead (11/15/93) in Sacramento, CA.



RAY-RAY ARMSTRONG

54

POSITION LB | HEIGHT 6-3 | WEIGHT 220 | COLLEGE MIAMI (FL)

BORN 3.5.91 // SANFORD, FL // SEMINOLE HS, SANFORD, FL
4TH YEAR // ACQUIRED WAI. IN '15 - OAK

2016 HIGHLIGHTS

- As a part of a 49ers defense that registered the first shutout in franchise history on opening day, registered 5 tackles, his first career INT and a career-high 2 PDs vs. LA (9/12), intercepting QB Case Keenum and returning it 5-yds.

GOLDMINE

- As a senior in college, Armstrong and his father, Albert, along with the help of his high school coaches, held a free football camp at Seminole HS in Florida. More than 100 kids registered for the free youth football camp and barbeque. "This means a lot to come back and support the people that I grew up with, the family that I've been around for so long," Armstrong said at the time. "I'm just coming back to show them love."

ARMSTRONG'S GOLDEN NUGGETS

- Signed a two-year extension through 2018 with the 49ers in December of 2016.
- Appeared in 10 games for the Raiders in 2015, recording his first career sack at Cle. (9/27).
- As a senior in high school, started a free youth football camp at Seminole HS in order to give back to his local community.

ARMSTRONG'S GAME-BY-GAME

2016

Date	Opp	W/L	P/S	Tot	Sol	Ast	Sk	Yds	Int	Yds	PD	FF	FR	Yds
Sep 12	LA	W	1/0	5	3	2	0.0	0.0	1	5	2	0	0	0
Sep 18	at Car	L	1/0	4	4	0	0.0	0.0	0	0	0	0	1	0
PLACED ON INJURED RESERVED (Chest) ON 9/20														
TOTALS			2/0	9	7	2	0.0	0.0	1	5	2	0	1	0

ARMSTRONG'S CAREER STATISTICS

YEAR	TEAM	GP	GS	TACKLES			SACKS	YDS	INTERCEPTIONS					FUMBLES		
				TOT	SOL	AST			INT	YDS	LG	TD	PD	FF	FR	YDS
2013	STL	16	0	3	3	0	0.0	0.0	0	0	—	0	0	0	1	0
2014	STL/OAK	15	3	27	17	10	0.0	0.0	0	0	—	0	1	1	0	0
2015	OAK/SF	15	2	17	15	2	1.0	3.0	0	0	—	0	0	0	0	0
2016	SF	2	0	9	7	2	0.0	0.0	1	5	5	0	2	0	1	0
TOTALS		48	5	56	42	14	1.0	3.0	1	5	5	0	3	1	2	0

Additional Statistics:

Special Teams Tackles – 24: 2013 (12); 2014 (4); 2015 (8)

Milestones:

NFL Debut: vs. Arz. (9/8/13); **First Start:** at KC (12/14/14); **First FR:** vs. SF (9/26/13 – QB Colin Kaepernick); **First FF:** at Den. (12/28/14 – RB C.J. Anderson); **First Sack:** at Cle. (9/27/15 – QB Josh McCown); **First INT:** vs. LA (9/12/16 – QB Case Keenum)

ARMSTRONG'S CAREER HIGHS

Total Tackles: 11 at KC (12/14/14)
Solo: 6 at Den. (12/28/14)
Assists: 7 at KC (12/14/14)

Sacks: 1.0 at Cle. (9/27/15)
Interceptions: 1 vs. LA (9/12/16)
Passes Defensed: 2 vs. LA (9/12/16)

ARMSTRONG'S TRANSACTIONS

Originally signed by StL as an undrafted free agent on 5/9/13...Waived by StL on 10/6/14...Claimed off waivers by Oak. on 10/7/14...Waived by Oak. on 11/24/15...Claimed off waivers by SF on 11/25/15...Signed one-year extension with SF on 3/8/16...Placed on the Injured Reserve List on 9/20/16...Signed a two-year extension with SF on 12/18/16.

2015 (OAKLAND/SAN FRANCISCO)

- Appeared in 10 games with the Raiders before being claimed off waivers by the 49ers and appearing in the team's final five games.
- As a member of the Raiders, recorded his first career sack at Cle. (9/27), taking down Browns QB Josh McCown for a 3-yd. loss.

2014 (ST. LOUIS/OAKLAND)

- Appeared in 15 games with both St. Louis and Oakland.
- As a member of the Oakland Raiders, registered a career-high 11 tackles in his first NFL start at KC (12/14).
- Started at Den. (12/28) and recorded 8 tackles and his first career FF, knocking the ball loose from Broncos RB C.J. Anderson.

2013 (ST. LOUIS)

- Appeared in all 16 games for the Rams and led the team with 12 special teams tackles.
- Made his NFL debut vs. Arz. (9/8)
- Recorded 3 tackles and his first career fumble recovery vs. SF (9/26).

COLLEGE

Played in 30 games in three years as a safety at the University of Miami. Recorded 134 tackles, 2 FFs, 6 PDs and 4 INTs during his career. Saw action in 7 games as a junior in 2011, registering 34 tackles with 1 INT and 1 FF. As a sophomore, earned Second-Team All-ACC honors, finishing third on the team with 79 tackles and tied for the team lead with 3 INTs. Saw action in 10 games as a freshman, in 2009.

PERSONAL

- Playing both quarterback and safety, led Seminole (Sanford, FL) HS to the state championship in 2008. During his senior season, he recorded 1,400 yds. and 14 TDs as a QB, rushed for 1,144 yds. and 22 TDs, and added 70 tackles on defense.
- Born Ray-Ray Armstrong (3/5/91) in Sanford, FL.

INJURY REPORT

2016: Placed on the Injured Reserve List on 9/20 with a chest injury.

ARMSTRONG'S GAME-BY-GAME

2013 (St. Louis)

Date	Opp	W/L	P/S	Tot	Sol	Ast	Sk	Yds	Int	Yds	PD	FF	FR	Yds
Sep 8	Arz	W	1/0	0	0	0	0.0	0.0	0	0	0	0	0	0
Sep 15	at Atl	L	1/0	0	0	0	0.0	0.0	0	0	0	0	0	0
Sep 22	at Dal	L	1/0	0	0	0	0.0	0.0	0	0	0	0	0	0
Sep 26	SF	L	1/0	3	3	0	0.0	0.0	0	0	0	0	1	0
Oct 6	Jax	W	1/0	0	0	0	0.0	0.0	0	0	0	0	0	0
Oct 13	at Hou	W	1/0	0	0	0	0.0	0.0	0	0	0	0	0	0
Oct 20	at Car	L	1/0	0	0	0	0.0	0.0	0	0	0	0	0	0
Oct 28	Sea	L	1/0	0	0	0	0.0	0.0	0	0	0	0	0	0
Nov 3	Ten	L	1/0	0	0	0	0.0	0.0	0	0	0	0	0	0
Nov 10	at Ind	W	1/0	0	0	0	0.0	0.0	0	0	0	0	0	0
Nov 24	Chi	W	1/0	0	0	0	0.0	0.0	0	0	0	0	0	0
Dec 1	at SF	L	1/0	0	0	0	0.0	0.0	0	0	0	0	0	0
Dec 8	at Arz	L	1/0	0	0	0	0.0	0.0	0	0	0	0	0	0
Dec 15	NO	W	1/0	0	0	0	0.0	0.0	0	0	0	0	0	0
Dec 22	TB	W	1/0	0	0	0	0.0	0.0	0	0	0	0	0	0
Dec 29	at Sea	L	1/0	0	0	0	0.0	0.0	0	0	0	0	0	0
TOTALS			16/0	3	3	0	0.0	0.0	0	0	0	0	1	0

2014 (St. Louis/Oakland)

Date	Opp	W/L	P/S	Tot	Sol	Ast	Sk	Yds	Int	Yds	PD	FF	FR	Yds
WITH ST. LOUIS														
Sep 7	Min	L	1/0	0	0	0	0.0	0.0	0	0	0	0	0	0
Sep 14	at TB	W	1/0	2	2	0	0.0	0.0	0	0	0	0	0	0
Sep 21	Dal	L	1/0	0	0	0	0.0	0.0	0	0	0	0	0	0
Sep 28	at Phi	L	1/0	0	0	0	0.0	0.0	0	0	0	0	0	0
WAIVED BY STL ON 10/6 CLAIMED BY OAK ON 10/7														
Oct 12	SD	L	—	—	—	—	—	—	—	—	—	—	—	—
Oct 19	Arz	L	1/0	1	1	0	0.0	0.0	0	0	0	0	0	0
Oct 26	at Cle	L	1/0	0	0	0	0.0	0.0	0	0	0	0	0	0
Nov 2	at Sea	L	1/0	0	0	0	0.0	0.0	0	0	0	0	0	0
Nov 9	Den	L	1/0	1	1	0	0.0	0.0	0	0	0	0	0	0
Nov 16	at SD	L	1/0	0	0	0	0.0	0.0	0	0	0	0	0	0
Nov 20	KC	W	1/0	0	0	0	0.0	0.0	0	0	0	0	0	0
Nov 30	at StL	L	1/0	0	0	0	0.0	0.0	0	0	0	0	0	0
Dec 7	SF	W	1/0	0	0	0	0.0	0.0	0	0	0	0	0	0
Dec 14	at KC	L	1/1	11	4	7	0.0	0.0	0	0	0	0	0	0
Dec 21	Buf	W	1/1	4	3	1	0.0	0.0	0	0	1	0	0	0
Dec 28	at Den	L	1/1	8	6	2	0.0	0.0	0	0	0	1	0	0
TOTALS			15/3	27	17	10	0.0	0.0	0	0	1	1	0	0

2015 (Oakland/San Francisco)

Date	Opp	W/L	P/S	Tot	Sol	Ast	Sk	Yds	Int	Yds	PD	FF	FR	Yds
WITH OAKLAND														
Sep 13	Cin	L	1/1	5	5	0	0.0	0.0	0	0	0	0	0	0
Sep 20	Bal	W	1/1	2	2	0	0.0	0.0	0	0	0	0	0	0
Sep 27	at Cle	W	1/0	1	1	0	1.0	3.0	0	0	0	0	0	0
Oct 4	at Chi	L	1/0	3	3	0	0.0	0.0	0	0	0	0	0	0
Oct 11	Den	L	1/0	0	0	0	0.0	0.0	0	0	0	0	0	0
Oct 25	at SD	W	1/0	6	4	2	0.0	0.0	0	0	0	0	0	0
Nov 1	NYJ	W	1/0	0	0	0	0.0	0.0	0	0	0	0	0	0
Nov 8	at Pit	L	1/0	0	0	0	0.0	0.0	0	0	0	0	0	0
Nov 15	Min	L	1/0	0	0	0	0.0	0.0	0	0	0	0	0	0
Nov 22	at Det	L	1/0	0	0	0	0.0	0.0	0	0	0	0	0	0
WAIVED BY OAK ON 11/24 CLAIMED BY SF ON 11/25														
Nov 29	Arz	L	—	—	—	—	—	—	—	—	—	—	—	—
Dec 6	at Chi	W	1/0	0	0	0	0.0	0.0	0	0	0	0	0	0
Dec 13	at Cle	L	1/0	0	0	0	0.0	0.0	0	0	0	0	0	0
Dec 20	Cin	L	1/0	0	0	0	0.0	0.0	0	0	0	0	0	0
Dec 27	at Det	L	1/0	0	0	0	0.0	0.0	0	0	0	0	0	0
Jan 3	StL	W	1/0	0	0	0	0.0	0.0	0	0	0	0	0	0
TOTALS			15/2	17	15	2	1.0	3.0	0	0	0	0	0	0



ALEX BALDUCCI

75

POSITION OL

HEIGHT 6-4

WEIGHT 310

COLLEGE OREGON

BORN 3.1.94 // PORTLAND, OR // CENTRAL CATHOLIC HS, PORTLAND, OR
ROOKIE // ACQUIRED FA IN '16

GOLDMINE

- Balducci played both offensive and defensive line in high school, but upon his arrival at Oregon, where he was recruited by 49ers head coach Chip Kelly, began playing exclusively on the defensive side of the ball. In Eugene, he was teammates and was part of a defensive line that had fellow 49ers DL Arik Armstead and DL DeForest Buckner. Upon signing with the 49ers as an undrafted free agent in May of 2016 and reuniting with Kelly, Balducci switched to become an offensive lineman for the 49ers.

COLLEGE

Appeared in 45 games and registered 77 tackles, 12.0 TFLs and 4.5 sacks throughout his four-year career at Oregon. As a senior, recorded 40 tackles, 6.0 TFLs and 3.5 sacks and earned Honorable Mention All-Pac-12 honors. In 2014, started all 15 games and registered 18 tackles, 3.0 TFLs and 1.0 sack. Saw action in all 13 games as a sophomore, recording 18 tackles and 3.0 TFLs. As a freshman, appeared in 4 games and registered 1 tackle.

BALDUCCI'S GOLDEN NUGGETS

- Recruited to the University of Oregon by 49ers head coach Chip Kelly and defensive line coach Jerry Azzinaro.
- Was teammates with DL DeForest Buckner and DL Arik Armstead during their college careers at Oregon.

PERSONAL

- Majored in general social science.
- Attended Central Catholic (Portland, OR) HS, where he was named the Mt. Hood Conference and Class 6A Defensive Player of the Year in 2011. Was also named first-team all-state as both a defensive and offensive lineman three times.
- Son of Ralph and Kathy Balducci.
- Born Alexander Joseph Balducci (3/1/94) in Portland, OR.

BALDUCCI'S CAREER STATISTICS


GAMES/STARTS – 2/0; 2016 (2/0)

Milestones:

NFL Debut: at Atl. (12/18/16)

BALDUCCI'S TRANSACTIONS

Originally signed as an undrafted free agent by SF on 5/6/16...Waived by SF on 9/3/16...Signed to SF practice squad on 9/4/16...Promoted to SF active roster on 12/13/16.



MARCUS BALL

46

POSITION **S**

HEIGHT **6-1**

WEIGHT **215**

COLLEGE **MEMPHIS**

BORN 7.21.87 // STONE MOUNTAIN, GA // STEPHENSON HS, STONE MOUNTAIN, GA
2ND YEAR // ACQUIRED FA IN '16

GOLDMINE

- Ball has had a well-traveled path to reach his NFL dream. He began his college career at Florida State where he spent two seasons. In 2009, he transferred to Pearl River (MS) Community College where he earned First-Team All-American honors. In 2010, he transferred to Memphis, where he appeared in 19 games to finish his college career. In 2012, he joined the Toronto Argonauts of the Canadian Football League where he spent two years before signing with the New Orleans Saints in 2014.



BALL'S GOLDEN NUGGETS

- Appeared in 1 game for Carolina in 2016 and 12 games for New Orleans during his rookie season in 2014.
- Spent two seasons with the Toronto Argonauts of the Canadian Football League (2012-13) and helped Toronto win the 100th Grey Cup.

BALL'S GAME-BY-GAME

2016

Date	Opp	W/L	P/S	Tot	Sol	Ast	Sk	Yds	Int	Yds	PD	FF	FR	Yds
WITH CAROLINA														
Sep 8	at Den	L	—											
Sep 18	SF	W	—											
PRACTICE SQUAD														
PROMOTED TO CAR ACTIVE ROSTER ON 9/23														
Sep 25	Min	L	1/0	0	0	0	0.0	0.0	0	0	0	0	0	0
WAIVED BY CAR ON 9/27														
SIGNED TO CAR PRACTICE SQUAD ON 9/30														
Oct 2	at Atl	L	—											
Oct 10	TB	L	—											
PRACTICE SQUAD														
WAIVED BY CAR ON 10/11														
SIGNED TO JAX PRACTICE SQUAD ON 10/12														
Oct 16	at Chi	W	—											
Oct 23	Oak	L	—											
PRACTICE SQUAD														
WAIVED BY JAX ON 10/24														
SIGNED TO SF PRACTICE SQUAD ON 11/23														
Nov 27	at Mia	L	—											
PRACTICE SQUAD														
PROMOTED TO SF ACTIVE ROSTER ON 11/29														
Dec 4	at Chi	L	1/0	0	0	0	0.0	0.0	0	0	0	0	0	0
Dec 11	NYJ	L	1/0	0	0	0	0.0	0.0	0	0	0	0	0	0
Dec 18	at Atl	L	1/0	0	0	0	0.0	0.0	0	0	0	0	0	0
Dec 24	at LA	W	1/0	0	0	0	0.0	0.0	0	0	0	0	0	0
Jan 1	Sea													
TOTALS			5/0	0	0	0	0.0	0.0	0	0	0	0	0	0

Special Teams Tackles: 2

BALL'S CAREER STATISTICS

YEAR	TEAM	GP	GS	TACKLES			SACKS	YDS	INTERCEPTIONS				PD	FUMBLES		
				TOT	SOL	AST			INT	YDS	LG	TD		FF	FR	YDS
2014	NO	12	2	12	6	6	0.0	0.0	0	0	—	0	0	0	0	0
2015	CAR	—	—	—	—	PRACTICE SQUAD			—	—	—	—	—	—	—	—
2016	CAR/SF	5	0	0	0	0	0.0	0.0	0	0	—	0	0	0	0	0
TOTALS		17	2	12	6	6	0.0	0.0	0	0	—	0	0	0	0	0

Additional Statistics:

Special Teams Tackles — 11: 2014 (9); 2016 (2)

Milestones:

NFL Debut: vs. TB (10/5/14); **First Start:** at Det. (10/19/14)

BALL'S CAREER HIGHS

Total Tackles: 6 at Det. (10/19/14)

Assists: 5 at Det. (10/19/14)

Solo: 2 (2 times) Last at Chi. (12/15/14)

BALL'S TRANSACTIONS

Originally signed as an undrafted free agent by NO on 4/2/14...Waived by NO on 5/4/14...Signed by Car. on 5/21/14...Waived by Car. on 9/5/14...Signed to Car. practice squad on 9/29/14...Signed by Car. on 2/9/16...Waived by Car. on 9/3/16...Signed to Car. practice squad on 9/4/16...Promoted to Car. active roster on 9/23/16...Waived by Car. on 9/27/16...Signed to Car. practice squad on 9/30/16...Waived by Car. on 10/11/16...Signed to Jax. practice squad on 10/12/16...Waived by Jax. on 10/24/16...Signed to SF practice squad on 11/23/16...Promoted to SF active roster on 11/29/16.

2015 (CAROLINA)

- Spent the entire season on the Panthers practice squad.

2014 (NEW ORLEANS)

- Appeared in 12 games (2 starts) and recorded 12 tackles on defense and 9 special teams tackles.
- Making the first start of his NFL career at Det. (10/19), registered a career-high 6 tackles.

2013 CFL (TORONTO ARGONAUTS)

- Appeared in 17 games for the Toronto Argonauts of the Canadian Football League and finished second on the team with 69 tackles, 4.0 sacks, 3 INTs and 3 FRs.

2012 CFL (TORONTO ARGONAUTS)

- Appeared in 16 games for the Toronto Argonauts of the Canadian Football League and recorded 73 tackles, 3.0 sacks and 1 INT returned for a TD while helping the Argo's win the 100th Grey Cup.

BALL'S GAME-BY-GAME

2014 (New Orleans)

Date	Opp	W/L	P/S	Tot	Sol	Ast	Sk	Yds	Int	Yds	PD	FF	FR	Yds
Sep 7	at Atl	L	—	INACTIVE (Hamstring)				—	—	—	—	—	—	—
Sep 14	at Cle	L	—	INACTIVE (Hamstring)				—	—	—	—	—	—	—
Sep 21	Min	W	—	INACTIVE (Hamstring)				—	—	—	—	—	—	—
Sep 28	at Dal	L	—	INACTIVE (Hamstring)				—	—	—	—	—	—	—
Oct 5	TB	W	1/0	0	0	0	0.0	0.0	0	0	0	0	0	0
Oct 19	at Det	L	1/1	6	1	5	0.0	0.0	0	0	0	0	0	0
Oct 26	GB	W	1/1	2	2	0	0.0	0.0	0	0	0	0	0	0
Oct 30	at Car	W	1/0	1	0	1	0.0	0.0	0	0	0	0	0	0
Nov 9	SF	L	1/0	0	0	0	0.0	0.0	0	0	0	0	0	0
Nov 16	Cin	L	1/0	0	0	0	0.0	0.0	0	0	0	0	0	0
Nov 24	Bal	L	1/0	1	1	0	0.0	0.0	0	0	0	0	0	0
Nov 30	at Pit	W	1/0	0	0	0	0.0	0.0	0	0	0	0	0	0
Dec 7	Car	L	1/0	0	0	0	0.0	0.0	0	0	0	0	0	0
Dec 15	at Chi	W	1/0	2	2	0	0.0	0.0	0	0	0	0	0	0
Dec 21	Atl	L	1/0	0	0	0	0.0	0.0	0	0	0	0	0	0
Dec 28	at TB	W	1/0	0	0	0	0.0	0.0	0	0	0	0	0	0
TOTALS			12/2	12	6	6	0.0	0.0	0	0	0	0	0	0

COLLEGE

Played two years at the University of Memphis where he appeared in 19 games (12 starts) and totaled 108 tackles, 4 INTs and 8 PDs. As a redshirt senior in 2010, recorded 66 tackles, 2 INTs and 4 PDs. In 2009, notched 42 tackles, 2 INTs and 4 PDs. In 2008, attended Pearl River (MS) Community College and earned First-Team All-American honors. Began his college career at Florida State, where he spent two seasons. In 2007, recorded 24 tackles, 1 INT, 3 PDs and 1 FR as a sophomore. As a true freshman, appeared in 4 games and registered 13 tackles before being injured and granted a medical redshirt in 2006.

PERSONAL

- Attended Stephenson (Stone Mountain, GA) HS, where he recorded 150 tackles and 3 INTs as a senior while being named Class 5A Defensive Player of the Year and a first-team all-state selection by the Georgia Sportswriters Association.
- Born Marcus Ball (7/21/87) in Norfolk, VA.

INJURY REPORT

2014: Inactive 4 games [at Atl. (9/7), at Cle. (9/14), vs. Min. (9/21) and at Dal. (9/28)] with a hamstring injury.



ZANE BEADLES

68

POSITION G

HEIGHT 6-4

WEIGHT 305

COLLEGE UTAH

BORN 11.19.86 // MIDVALE, UT // HILLCREST HS, MIDVALE, UT
7TH YEAR // ACQUIRED FA IN '16

AWARDS & HONORS

2010: *The Sporting News* All-Rookie Team

2012: AFC Pro Bowl selection, Denver Broncos Walter Payton Man of the Year

2013: Offensive Player of the Week (Week 11) by *Sports Illustrated's* Peter King

2015: Jacksonville Jaguars Walter Payton Man of the Year



2016 HIGHLIGHTS

- Part of an offensive line group that helped the 49ers offense rush for 150 yds. and 3 TDs on 42 carries and did not allow a sack on 35 atts. by QB Blaine Gabbert vs. LA (9/12).
- Helped the 49ers offense rush for 193 yds. on 25 atts. (7.7 avg.) at Mia. (11/27). The team's 7.7 avg. yds. per carry was the highest by the 49ers offense since 12/20/14 vs. SD [355 yds. on 40 atts. (8.9 avg.)]. Additionally, the team's 193 yds. on the ground were the most since 9/14/15 vs. Min. (230 yds.).
- Making his first career start at left tackle, helped the 49ers offense for a season-high 248 yds. on 27 atts. (9.2 avg.) vs. NYJ (12/11). The 248 rushing yds. are most in a game by San Francisco since 12/20/14 (355 rushing yds. vs. SD). The 9.2 yds./carry avg. by the 49ers offense is the 2nd-highest single-game avg. by the team in franchise history [24 atts. for 263 yds. (11.0 avg.) vs. Dallas Texans (10/26/52)]. Behind the 49ers offensive line, RB Carlos Hyde registered a career-high 193 yds. on 17 atts. (11.4 avg.).

GOLDMINE

- In 2013, Beadles established the Zane Beadles Parade Foundation, which supports the journey of young people going through life-changing medical experiences. While playing at the University of Utah, Zane met Ryker, a seven-year-old boy with glioblastoma multiforme cancer, a common type of brain tumor. The team adopted Ryker as a member of the Utah Utes family and invited him onto the field and into the locker room during the football season. On February 24, 2007, Ryker lost his battle with cancer. Zane's family history with cancer and his fondness for Ryker inspired him to take action. During the foundation's two-year existence, they have raised more than \$250,000 and have provided more than 2,000 gifts to more than 3,500 families. The nonprofit organization currently creates new experiences for the pediatric cancer patients at Brent's Place in Aurora, CO, University of Florida Health Proton Therapy Institute in Jacksonville, FL, and Ronald McDonald House in Salt Lake City, UT. For more information on the Zane Beadles Parade Foundation, visit <http://zanesparade.org/>.



BEADLES' GOLDEN NUGGETS

- Founded the Zane Beadles Parade Foundation in 2013 to support the journey of young people going through life-changing medical experiences. Having established a charitable connection with each community he has played football in during his career, the foundation currently works with pediatric cancer patients at Brent's Place in Aurora, CO, University of Florida Health Proton Therapy Institute in Jacksonville, FL, and Ronald McDonald House in Salt Lake City, UT.
- Beadles founded the Pancake Block Donation Program as a part of his foundation, where he donates \$250 for every pancake block by his offensive line. Zane began this program with the Broncos and carried it over to his time with the Jaguars.
- Named the Walter Payton Man of the Year selection for the Jacksonville Jaguars in 2015 and Denver Broncos in 2012, which recognizes a player for the commitment he has demonstrated in helping others in the community.

GOLDMINE (CONTINUED)

- In February of 2016, Beadles returned to Hillcrest High School to have his jersey retired by the school. During the ceremony in which his former high school coach, Gary Daniels, and offensive line coach, Kirk Merhish, presented him with a jersey, Beadles credited those who taught him the value of hard work - his parents, coaches and teachers. "Those people laid the foundation for me, and helped me develop the mentality that I've had throughout my career."
- Leading up to Super Bowl XLVIII as a member of the Denver Broncos, Beadles fulfilled a lifelong dream by appearing and dancing on "The Ellen DeGeneres Show." After discussing the Super Bowl and his foundation, Shutterfly, the philanthropic partner of the show, presented the Zane Beadles Parade Foundation with a check for \$10,000.



BEADLES' CAREER STATISTICS

GAMES/STARTS – 111/109; 2010 (16/14); 2011 (16/16); 2012 (16/16); 2013 (16/16); 2014 (16/16); 2015 (16/16); 2016 (15/15)

POSTSEASON GAMES/STARTS – 6/6; 2011 (2/2); 2012 (1/1); 2013 (3/3)

Additional Statistics:

Own Fumble Recoveries – 2: 2015 (1); 2016 (1)

Milestones:

NFL Debut: at Jax. (9/12/10); **First Start:** at Jax. (9/12/10); **100th Career Start:** at Buf. (10/16/16)

BEADLES' TRANSACTIONS

Originally a 2nd-round (45th overall) draft choice by Den. in 2010...Signed a five-year contract with Jax. on 3/12/14...Released by Jax. on 3/3/16...Signed a three-year contract with SF on 3/22/16.

2015 (JACKSONVILLE)

- Started all 16 games at LG for the fifth consecutive season. Helped provide time for a high-powered Jacksonville aerial attack that recorded the t-3rd most passing TDs (35) and the t-2nd most passing plays of 25-or-more yds. (39) in the NFL.
- Part of an offensive line unit that did not allow a sack vs. Mia. (9/20).

2014 (JACKSONVILLE)

- In his first season in Jacksonville, started all 16 games at LG for the fourth consecutive season. Part of an offensive line group that helped the Jaguars rushing attack average 4.54 yds. per carry, ranking 6th in the NFL.
- Helped protect rookie QB Blake Bortles as he recorded a season-high 336 passing yds. at Ten. (10/12), the first 300-or-more yd. passing game of his career.
- Paved the way for RB Denard Robinson to register a career-high 127 rushing yds. vs. Cle. (10/18), as a part of the Jaguars rushing attack that notched a season-best 185 yds. on the ground.

2013 (DENVER)

- Started all 16 games for the third consecutive season and was part of an offensive line unit that allowed the fewest sacks (20) and recorded the most games without allowing a sack (6) in the NFL. Additionally, pass-protected for the most prolific passing offense in league history as the Broncos set NFL records for the most passing yds. (5,444) and passing TDs (55) in a season.
- In the season opener vs. Bal. (9/5), was part of an offensive line group that protected QB Peyton Manning as he tied the NFL single-game record with 7 TD passes.
- Was part of the offensive line that was named a collective Offensive Player of the Week by *Sports Illustrated's* Peter King for its performance vs. KC (11/17), in which it allowed zero sacks and zero quarterback hits against the NFL's top ranked sack defense.
- Helped paved the way for the Broncos rushing attack to register a season-high 280 total yds. rushing at NE (11/24), as RB Knowshon Moreno recorded a career-best 224 yds. on the ground.
- Part of an offensive line group that did not allow a sack in the AFC Divisional Playoff Game vs. SD (1/12/14) or the AFC Championship Game vs. NE (1/19/14).

2012 (DENVER)

- Started all 16 regular season games at LG for the second consecutive season and was selected to play in his first career Pro Bowl.
- Finished the season as the Broncos only player to participate in every offensive or defensive snap.
- Part of an offensive line that allowed the second fewest sacks in the NFL (21) and recorded 7 games with zero sacks allowed.
- Was a member of an offensive line unit that did not allow a sack vs. NO (10/28), as the Broncos offense recorded a season-high 530 total yds. of offense and a season-best 225 rushing yds.

2011 (DENVER)

- Started all 16 games and both playoff contests for Denver at LG.
- Helped the Broncos finish first in the league in rushing with a team-record 164.5 yards per game on the ground.
- Paved the way for a season high and NFL-best 299 team rushing yds. at Oak. (11/6), as both RB Willis McGahee and QB Tim Tebow rushed for more than 100 yds. on the day.

2010 (DENVER)

- Appeared in all 16 games during his rookie season (14 starts), including six starts at RT before starting the final eight game of the season at LG.
- Became the first rookie since C Andre Gurode (Dallas - 2002) to start at least six games at two of the three offensive line positions (T, G, C).
- With his first career start at RT at Jax. (9/12), he became the first player in Denver franchise history to start a season opener at that position during his rookie campaign.

COLLEGE

A four-year starter at the University of Utah, played in 51 games (50 starts). As a senior in 2009, started all 13 games and was named First-Team All-MWC and First-Team All-American, becoming the fourth Ute offensive lineman and the 14th Ute ever to earn First-Team All-America honors. In 2008, named First-Team All-MWC after starting 12 games. In 2007, started all 13 games at LT and was named Second-Team All-MWC. In 2006, appeared in all 13 games (12 starts) as a redshirt freshman. Redshirted as a true freshman in 2005.

PERSONAL

- Graduated in December of 2009 with a degree in mechanical engineering and earned an NCAA Postgraduate Scholarship for his performance in the classroom during his time at Utah.
- Attended Hillcrest (Midvale, UT) HS, where he was a team-captain and three-year starter who did not miss a game during his high school career. Earned first-team all-state and all-region honors as a senior. Additionally, he was an honorable mention all-state and first-team all-region baseball player in 2005.
- His stepfather, Joe Legerski, is the women's basketball coach at the University of Wyoming.
- Born Zane Dae Beadles (11/19/86) in Casper, WY.



BLAKE BELL

84

POSITION TE | HEIGHT 6-6 | WEIGHT 252 | COLLEGE OKLAHOMA

BORN 8.7.91 // WICHITA, KS // BISHOP CARROLL HS, WICHITA, KS
2ND YEAR // ACQUIRED D-4A IN '15

GOLDMINE

- After a deadly tornado swept through the Oklahoma City suburb of Moore, OK, in 2013, Bell used social media to spread the word about housing spaces and volunteered at a local church, passing out food and drinks to those affected by the tornado.
- Bell was selected by the Detroit Tigers in the 43rd round (1,303rd overall) in the 2010 Major League Baseball Draft and is one of two players on the current roster to be drafted in both the NFL and MLB, along with QB Colin Kaepernick.
- Named the Bob Kalsu Award winner for the University of Oklahoma football team as a senior in 2014. Kalsu was an All-American offensive tackle in 1967 who courageously gave his life in 1970 serving the U.S. Army. The award is bestowed annually upon the player who "personifies Kalsu's spirit of leadership, serving as a motivator and role model for his teammates."

BELL'S GOLDEN NUGGETS

- Converted from quarterback to tight end before his senior season at Oklahoma.
- Football runs in his family, as his father, Mark, played TE/DE in the NFL from 1979-84 and his uncle, Mike, was the 2nd overall selection in the 1979 NFL Draft and played 12 seasons with the Kansas City Chiefs.
- Earned the nickname the "Belldozer" in college after being featured in packages specifically designed for his ability to produce in goal-line and short-yardage situations.

BELL'S GAME-BY-GAME

2016

Date	Opp	W/L	P/S	Rec	Yds	Avg	Lg	TD
Sep 12	LA	W	1/0	0	0	—	—	0
Sep 18	at Car	L	1/0	1	6	6.0	6	0
Sep 25	at Sea	L	1/0	0	0	—	—	0
Oct 2	Dal	L	1/0	0	0	—	—	0
Oct 6	Arz	L	1/0	1	4	4.0	4	0
Oct 16	at Buf	—	—	—	INACTIVE	—	—	—
Oct 23	TB	L	1/0	0	0	—	—	0
Nov 6	NO	L	1/0	0	0	—	—	0
Nov 13	at Arz	L	1/0	0	0	—	—	0
Nov 20	NE	L	1/0	0	0	—	—	0
Nov 27	at Mia	L	1/0	0	0	—	—	0
Dec 4	at Chi	L	1/0	0	0	—	—	0
Dec 11	NYJ	L	1/0	1	30	30.0	30	0
Dec 18	at Atl	L	1/0	1	45	45.0	45	0

PLACED ON INJURED RESERVE (Shoulder) ON 12/19

TOTALS 13/0 4 85 21.3 45 0

Special Teams Tackles: 7

BELL'S CAREER STATISTICS

YEAR	TEAM	GP	GS	NO	RECEIVING				ATT	RUSHING			
					YDS	AVG	LG	TD		YDS	AVG	LG	TD
2015	SF	14	5	15	186	12.4	48	0	0	0	—	—	0
2016	SF	13	0	4	85	21.3	45	0	0	0	—	—	0
TOTALS		27	5	19	271	14.3	48	0	0	0	—	—	0

Additional Statistics:

Special Teams Tackles — 7: 2016 (7)

Milestones:

NFL Debut: vs. Min. (9/14/15); First Start: at NYG (10/27/15); First Reception: at Pit. (9/20/15 — 11-yd. pass from QB Colin Kaepernick)

BELL'S CAREER HIGHS

Receptions: 4 vs. Cin. (12/20/15)

Long Reception: 48 vs. Arz. (11/29/15)

Receiving Yards: 67 vs. Arz. (11/29/15)

BELL'S TRANSACTIONS

Originally the first of three 4th-round (117th overall) draft choices by SF in 2015...Placed on the Injured Reserve List on 12/19/16.

2015

- Appeared in 14 games with five starts during his rookie season and recorded 15 receipts. for 186 yds.
- Recorded the first receipt. of his NFL career, hauling in an 11-yd. pass from QB Colin Kaepernick at Pit. (9/20).
- Registered 3 receipts. for a career-high 67 yds. vs. Arz. (11/29), including a career-long 48-yd. receipt.
- Recorded a career-high 4 receipts. for 43 yds. vs. Cin. (12/20).

BELL'S GAME-BY-GAME

2015	Date	Opp	W/L	P/S	Rec	Yds	Avg	Lg	TD
Sep 14	Min	W	1/0	0	0	0	—	—	0
Sep 20	at Pit	L	1/0	1	11	11.0	11	0	0
Sep 27	at Arz	L	1/0	1	0	0.0	0	0	0
Oct 4	GB	L	1/0	0	0	—	—	0	0
Oct 11	at NYG	L	1/1	1	6	6.0	6	0	0
Oct 18	Bal	W	1/0	0	0	—	—	0	0
Oct 22	Sea	L	—	—	INACTIVE	—	—	—	—
Nov 1	at StL	L	—	—	INACTIVE	—	—	—	—
Nov 8	Atl	W	1/0	0	0	—	—	0	0
Nov 22	at Sea	L	1/0	0	0	—	—	0	0
Nov 29	Arz	L	1/0	3	67	22.3	48	0	0
Dec 6	at Chi	W	1/1	1	5	5.0	5	0	0
Dec 13	at Cle	L	1/1	3	49	16.3	24	0	0
Dec 20	Cin	L	1/0	4	43	10.8	27	0	0
Dec 27	at Det	L	1/1	0	0	—	—	0	0
Jan 3	StL	W	1/1	1	5	5.0	5	0	0
TOTALS			14/5	15	186	12.4	48	0	

COLLEGE

Played in 43 games (16 starts) for the Sooners. Started his career at QB before moving to TE as a senior. Played in 31 games (8 starts) at QB and completed 150 of 253 atts. (59.3 pct.) for 1,763 yds., 12 TDs and 6 INTs while adding 627 yds. and 24 TDs on 177 carries. As a TE, played in 12 games (8 starts) and registered 16 receipts. for 214 yds. and 4 TDs. As a senior, was the recipient of Oklahoma's Bob Kalsu Award, which is given annually to a member of the team who personifies Kalsu's spirit of leadership, serving as a motivator and role model for his teammates. Also earned Second-Team Academic All-Big 12 honors. Played in 12 games (8 starts) and registered 16 receipts. for 214 yds. and 4 TDs. In 2013, earned First-Team Academic All-Big 12 honors. Played in 11 games (8 starts) and completed 140 of 233 atts. for 1,648 yds., 12 TDs and 5 INTs while adding 75 carries for 255 yds. As a sophomore, named First-Team Academic All-Big 12. Played in 13 games and completed 9 of 16 atts. for 107 yds. and rushed for 201 yds. and 11 TDs on 60 carries. As a freshman, rushed for 171 yds. and 13 TDs on 44 carries. His 13 TDs broke the school record for rushing TDs by a freshman QB. Redshirted in 2010.

PERSONAL

- Majored in arts and sciences planned program.
- Attended Bishop Carroll (Wichita, KS) HS where he threw for 2,752 yds. and 32 TDs, as a senior. Also rushed for 839 yds. As a junior, threw for 3,240 yds. and 27 TDs.
- His father, Mark, played TE/DE in the NFL from 1979-84 for the Seattle Seahawks, Baltimore Colts and Indianapolis Colts. His uncle, Mike, played DE for the Kansas City Chiefs from 1979-91.
- Born Blake Bell (8/7/91) in Wichita, KS.

INJURY REPORT

2016: Placed on the Injured Reserve List on 12/19 with a shoulder injury.



NICK BELLORE

50

POSITION LB

HEIGHT 6-1

WEIGHT 250

COLLEGE CENTRAL MICHIGAN

BORN 5.12.89 // WHITEFISH BAY, WI // WHITEFISH BAY HS, WHITEFISH BAY, WI
6TH YEAR // ACQUIRED FA IN '15

CAREER HIGHLIGHTS

- As a member of the New York Jets, led the team in special teams tackles in each of his first 3 seasons [2011 (31), 2012 (17), 2013 (27)] and finished 2nd on the team in 2014 (15). In his first season with SF, Bellore recorded a team-high 15 special teams tackles in 2015.
- Registered his first career recept. vs. Ind. (10/14/12) on a 23-yd. fake punt pass by former Jets QB Tim Tebow.

2016 HIGHLIGHTS

- Registered the first INT and PD of his career at Sea. (9/25), intercepting Seahawks QB Trevone Boykin and returning it 4 yds.
- Made the first start of his NFL career and recorded 9 tackles while also notching his first career 0.5 sack vs. Arz. (10/6), combining with LB Michael Wilhoite to take down Cardinals QB Drew Stanton. Also registered his first career special teams FF.
- Registered 10 tackles and the first FR of his career at Buf. (10/16), recovering a fumble of Bills RB Jonathan Williams.
- Recorded 7 tackles and 0.5 sack at Mia. (11/27), combining with LB Ahmad Brooks to take down Dolphins QB Ryan Tannehill for a 13-yd. loss.
- Notched a career-high 14 tackles at Chi. (12/4).

GOLDMINE

- As a member of the New York Jets, Bellore hosted 'Jets Huddle' on CBS2 in New York. On the show, he asked fan-submitted questions to his teammates. "I enjoy talking about football and even more so learning more about my teammates and the fun stuff they might be involved with off the field. And that's what the show's goal is, to show people a different side of things besides the X's and O's."
- With the Jets, Bellore lived with then teammate and lockermate K Nick Folk and his family. He served as the family's "Manny," helping the Folk's raise their twin boys by playing with them, cooking meals and changing diapers.

BELLORE'S GOLDEN NUGGETS

- Has made his name as a special teams ace, recording 106 tackles on special teams over the last five seasons with the 49ers and New York Jets.
- Earned First-Team All-MAC recognition three times at Central Michigan (2008-10).
- Enjoys spending time with his dog, a husky named Mya, playing golf and ice hockey in the offseason back home in Wisconsin.

BELLORE'S GAME-BY-GAME

2016

Date	Opp	W/L	P/S	Tot	Sol	Ast	Sk	Yds	Int	Yds	PD	FF	FR	Yds
Sep 12	LA	W	1/0	0	0	0	0.0	0.0	0	0	0	0	0	0
Sep 18	at Car	L	1/0	0	0	0	0.0	0.0	0	0	0	0	0	0
Sep 25	at Sea	L	1/0	2	1	1	0.0	0.0	1	4	1	0	0	0
Oct 2	Dal	L	1/0	3	3	0	0.0	0.0	0	0	0	0	0	0
Oct 6	Arz	L	1/1	9	5	4	0.5	4.0	0	0	0	0	0	0
Oct 16	at Buf	L	1/1	10	10	0	0.0	0.0	0	0	0	0	1	0
Oct 23	TB	L	1/1	5	3	2	0.0	0.0	0	0	1	0	0	0
Nov 6	NO	L	1/1	10	8	2	0.0	0.0	0	0	1	0	0	0
Nov 13	at Arz	L	1/1	4	3	1	0.0	0.0	0	0	0	0	0	0
Nov 20	NE	L	1/1	10	8	2	0.0	0.0	0	0	1	0	0	0
Nov 27	at Mia	L	1/1	7	4	3	0.5	6.5	0	0	0	0	0	0
Dec 4	at Chi	L	1/1	14	11	3	0.0	0.0	0	0	0	0	0	0
Dec 11	NYJ	L	1/1	7	6	1	0.0	0.0	0	0	0	0	0	0
Dec 18	at Atl	L	1/1	1	0	1	0.0	0.0	0	0	0	0	0	0

PLACED ON INJURED RESERVE (Elbow) ON 12/19

TOTALS 14/10 82 62 20 1.0 10.5 1 4 4 0 1 0

Special Teams Tackles: 5

BELLORE'S CAREER STATISTICS

YEAR	TEAM	GP	GS	TACKLES					YDS	INTERCEPTIONS					FUMBLES		
				TOT	SOL	AST	SACKS			INT	YDS	LG	TD	PD	FF	FR	YDS
2011	NYJ	16	0	2	1	1	0.0	0.0	0	0	0	0	0	0	0	0	0
2012	NYJ	16	0	0	0	0	0.0	0.0	0	0	0	0	0	0	0	0	0
2013	NYJ	16	0	0	0	0	0.0	0.0	0	0	0	0	0	0	0	0	0
2014	NYJ	16	0	1	0	1	0.0	0.0	0	0	0	0	0	0	0	0	0
2015	SF	16	0	1	1	0	0.0	0.0	0	0	0	0	0	0	0	0	0
2016	SF	14	10	82	62	20	1.0	10.5	1	4	4	0	4	4	0	1	0
TOTALS		94	10	86	64	22	1.0	10.5	1	4	4	0	4	4	0	1	0

Additional Statistics:

Special Teams Tackles – 110: 2011 (31); 2012 (17); 2013 (27); 2014 (15); 2015 (15); 2016 (5)

Special Teams Forced Fumbles – 1: 2016 (1)

Special Teams Own Fumble Recoveries – 1: 2015 (1)

Receptions – 1: 2012 (1) [23-yd. fake punt pass from QB Tim Tebow vs. Ind. (10/14)]

Onside Kick Recoveries – 1: 2015 (1)

Milestones:

NFL Debut: vs. Dal. (9/11/11); **First Start:** vs. Arz. (10/6/16); **First INT:** at Sea. (9/25/16 – QB Trevone Boykin); **First Sack:** vs. Arz. (10/6/16 – QB Drew Stanton); **First FR:** at Buf. (10/16/16 – RB Jonathan Williams)

BELLORE'S CAREER HIGHS

Total Tackles: 14 at Chi. (12/4/16)

Solo: 11 at Chi. (12/4/16)

Assists: 4 vs. Arz. (10/6/16)

Sacks: 0.5 (2 times) Last at Mia. (11/27/16)

Interceptions: 1 at Sea. (9/25/16)

Passes Defensed: 1 (4 times) Last vs. NE (11/20/16)

Fumble Recoveries: 1 at Buf. (10/16/16)

BELLORE'S TRANSACTIONS

Originally signed by NYJ as an undrafted rookie FA on 7/27/11...As a restricted free agent, re-signed with NYJ to a one-year contract on 3/31/14...Signed a two-year contract with SF on 4/3/15...Placed on the Injured Reserve List on 12/19/16.

2015 (SAN FRANCISCO)

- Appeared in all 16 games during his first season with the 49ers and led the team with 15 special teams tackles.

2014 (NEW YORK JETS)

- Appeared in all 16 games for the 4th-consecutive season. Ranked 2nd on the team with 15 tackles on special teams and added the 3rd defensive tackle of his career.

2013 (NEW YORK JETS)

- Led the team in special teams tackles for the 3rd-consecutive season, finishing with 27 in 16 games played.

2012 (NEW YORK JETS)

- Played in 16 games, finishing with a team-high 17 special teams tackles and 1 recept.
- Had a team-high 4 special teams tackles at Mia. (9/23).
- Registered the first recept. of his career vs. Ind. (10/14) on a 23-yd. fake punt pass by Jets QB Tim Tebow.

2011 (NEW YORK JETS)

- Saw action in all 16 games as a rookie, appearing mostly on special teams. Led the team with a career-high 31 special teams tackles.
- Made his NFL debut in the season opener vs. Dal. (9/11) where he finished with 2 tackles on special teams.
- Registered the first defensive tackle of his career vs. KC (12/11). Had a single-game career-high 2 tackles on the day.

COLLEGE

Played in 52 games (51 starts) at Central Michigan, finishing with 472 tackles, including three consecutive seasons with 100-or-more tackles. Earned First-Team All-MAC defensive honors three consecutive seasons (2008-10). He was selected to participate in the 2011 East-West Shrine Game as a senior after registering 90 tackles, 7 TFL and had five games with 10-or-more tackles.

PERSONAL

- A first-team all-state player at Whitefish Bay (WI) HS, was a three-year letterman and two-year captain. Also played one season of varsity hockey along with three seasons on the track and field team.
- Majored in finance.
- Born Nick Bellore (5/12/89) in Whitefish Bay, WI.

INJURY REPORT

2016: Placed on the Injured Reserve List on 12/19 with an elbow injury.

BELLORE'S GAME-BY-GAME

2011 (New York Jets)

Date	Opp	W/L	P/S	Tot	Sol	Ast	Sk	Yds	Int	Yds	PD	FF	FR	Yds
Sep 11	Dal	W	1/0	0	0	0	0.0	0.0	0	0	0	0	0	0
Sep 18	Jax	W	1/0	0	0	0	0.0	0.0	0	0	0	0	0	0
Sep 25	at Oak	L	1/0	0	0	0	0.0	0.0	0	0	0	0	0	0
Oct 2	at Bal	L	1/0	0	0	0	0.0	0.0	0	0	0	0	0	0
Oct 9	at NE	L	1/0	0	0	0	0.0	0.0	0	0	0	0	0	0
Oct 17	Mia	W	1/0	0	0	0	0.0	0.0	0	0	0	0	0	0
Oct 23	SD	W	1/0	0	0	0	0.0	0.0	0	0	0	0	0	0
Nov 6	at Buf	W	1/0	0	0	0	0.0	0.0	0	0	0	0	0	0
Nov 13	NE	L	1/0	0	0	0	0.0	0.0	0	0	0	0	0	0
Nov 17	at Den	L	1/0	0	0	0	0.0	0.0	0	0	0	0	0	0
Nov 27	Buf	W	1/0	0	0	0	0.0	0.0	0	0	0	0	0	0
Dec 4	at Was	W	1/0	0	0	0	0.0	0.0	0	0	0	0	0	0
Dec 11	KC	W	1/0	2	1	1	0.0	0.0	0	0	0	0	0	0
Dec 18	at Phi	L	1/0	0	0	0	0.0	0.0	0	0	0	0	0	0
Dec 24	NYG	L	1/0	0	0	0	0.0	0.0	0	0	0	0	0	0
Jan 1	at Mia	L	1/0	0	0	0	0.0	0.0	0	0	0	0	0	0
TOTALS			16/0	2	1	1	0.0	0.0	0	0	0	0	0	0

2014 (New York Jets)

Date	Opp	W/L	P/S	Tot	Sol	Ast	Sk	Yds	Int	Yds	PD	FF	FR	Yds
Sep 7	Oak	W	1/0	0	0	0	0.0	0.0	0	0	0	0	0	0
Sep 14	at GB	L	1/0	0	0	0	0.0	0.0	0	0	0	0	0	0
Sep 22	Chi	L	1/0	0	0	0	0.0	0.0	0	0	0	0	0	0
Sep 28	Det	L	1/0	0	0	0	0.0	0.0	0	0	0	0	0	0
Oct 5	at SD	L	1/0	1	0	1	0.0	0.0	0	0	0	0	0	0
Oct 12	Den	L	1/0	0	0	0	0.0	0.0	0	0	0	0	0	0
Oct 16	at NE	L	1/0	0	0	0	0.0	0.0	0	0	0	0	0	0
Oct 26	Buf	L	1/0	0	0	0	0.0	0.0	0	0	0	0	0	0
Nov 2	at KC	L	1/0	0	0	0	0.0	0.0	0	0	0	0	0	0
Nov 9	Pit	W	1/0	0	0	0	0.0	0.0	0	0	0	0	0	0
Nov 24	at Buf	L	1/0	0	0	0	0.0	0.0	0	0	0	0	0	0
Dec 1	Mia	L	1/0	0	0	0	0.0	0.0	0	0	0	0	0	0
Dec 7	at Min	L	1/0	0	0	0	0.0	0.0	0	0	0	0	0	0
Dec 14	at Ten	W	1/0	0	0	0	0.0	0.0	0	0	0	0	0	0
Dec 21	NE	L	1/0	0	0	0	0.0	0.0	0	0	0	0	0	0
Dec 28	at Mia	W	1/0	0	0	0	0.0	0.0	0	0	0	0	0	0
TOTALS			16/0	1	0	1	0.0	0.0	0	0	0	0	0	0

2012 (New York Jets)

Date	Opp	W/L	P/S	Tot	Sol	Ast	Sk	Yds	Int	Yds	PD	FF	FR	Yds
Sep 9	Buf	W	1/0	0	0	0	0.0	0.0	0	0	0	0	0	0
Sep 16	at Pit	L	1/0	0	0	0	0.0	0.0	0	0	0	0	0	0
Sep 23	at Mia	W	1/0	0	0	0	0.0	0.0	0	0	0	0	0	0
Sep 30	SF	L	1/0	0	0	0	0.0	0.0	0	0	0	0	0	0
Oct 8	Hou	L	1/0	0	0	0	0.0	0.0	0	0	0	0	0	0
Oct 14	Ind	W	1/0	0	0	0	0.0	0.0	0	0	0	0	0	0
Oct 21	at NE	L	1/0	0	0	0	0.0	0.0	0	0	0	0	0	0
Oct 28	Mia	L	1/0	0	0	0	0.0	0.0	0	0	0	0	0	0
Nov 11	at Sea	L	1/0	0	0	0	0.0	0.0	0	0	0	0	0	0
Nov 18	at StL	W	1/0	0	0	0	0.0	0.0	0	0	0	0	0	0
Nov 22	NE	L	1/0	0	0	0	0.0	0.0	0	0	0	0	0	0
Dec 2	Arz	W	1/0	0	0	0	0.0	0.0	0	0	0	0	0	0
Dec 9	at Jax	W	1/0	0	0	0	0.0	0.0	0	0	0	0	0	0
Dec 17	at Ten	L	1/0	0	0	0	0.0	0.0	0	0	0	0	0	0
Dec 23	SD	L	1/0	0	0	0	0.0	0.0	0	0	0	0	0	0
Dec 30	at Buf	L	1/0	0	0	0	0.0	0.0	0	0	0	0	0	0
TOTALS			16/0	0	0	0	0.0	0.0	0	0	0	0	0	0

2015 (San Francisco)

Date	Opp	W/L	P/S	Tot	Sol	Ast	Sk	Yds	Int	Yds	PD	FF	FR	Yds
Sep 14	Min	W	1/0	0	0	0	0.0	0.0	0	0	0	0	0	0
Sep 20	at Pit	L	1/0	0	0	0	0.0	0.0	0	0	0	0	0	0
Sep 27	at Arz	L	1/0	0	0	0	0.0	0.0	0	0	0	0	0	0
Oct 4	GB	L	1/0	0	0	0	0.0	0.0	0	0	0	0	0	0
Oct 11	at NYG	L	1/0	0	0	0	0.0	0.0	0	0	0	0	0	0
Oct 18	Bal	W	1/0	0	0	0	0.0	0.0	0	0	0	0	0	0
Oct 22	Sea	L	1/0	0	0	0	0.0	0.0	0	0	0	0	0	0
Nov 1	at StL	L	1/0	0	0	0	0.0	0.0	0	0	0	0	0	0
Nov 8	Atl	W	1/0	0	0	0	0.0	0.0	0	0	0	0	0	0
Nov 22	at Sea	L	1/0	0	0	0	0.0	0.0	0	0	0	0	0	0
Nov 29	Arz	L	1/0	0	0	0	0.0	0.0	0	0	0	0	0	0
Dec 6	at Chi	W	1/0	1	1	0	0.0	0.0	0	0	0	0	0	0
Dec 13	at Cle	L	1/0	0	0	0	0.0	0.0	0	0	0	0	0	0
Dec 20	Cin	L	1/0	0	0	0	0.0	0.0	0	0	0	0	0	0
Dec 27	at Det	L	1/0	0	0	0	0.0	0.0	0	0	0	0	0	0
Jan 3	StL	W	1/0	0	0	0	0.0	0.0	0	0	0	0	0	0
TOTALS			16/0	1	1	0	0.0	0.0	0	0	0	0	0	0

2013 (New York Jets)

Date	Opp	W/L	P/S	Tot	Sol	Ast	Sk	Yds	Int	Yds	PD	FF	FR	Yds
Sep 8	TB	W	1/0	0	0	0	0.0	0.0	0	0	0	0	0	0
Sep 12	at NE	L	1/0	0	0	0	0.0	0.0	0	0	0	0	0	0
Sep 22	Buf	W	1/0	0	0	0	0.0	0.0	0	0	0	0	0	0
Sep 29	at Ten	L	1/0	0	0	0	0.0	0.0	0	0	0	0	0	0
Oct 7	at Atl	W	1/0	0	0	0	0.0	0.0	0	0	0	0	0	0
Oct 13	Pit	L	1/0	0	0	0	0.0	0.0	0	0	0	0	0	0
Oct 20	NE	W	1/0	0	0	0	0.0	0.0	0	0	0	0	0	0
Oct 27	at Cin	L	1/0	0	0	0	0.0	0.0	0	0	0	0	0	0
Nov 3	NO	W	1/0	0	0	0	0.0	0.0	0	0	0	0	0	0
Nov 17	at Buf	L	1/0	0	0	0	0.0	0.0	0	0	0	0	0	0
Nov 24	at Bal	L	1/0	0	0	0	0.0	0.0	0	0	0	0	0	0
Dec 1	Mia	L	1/0	0	0	0	0.0	0.0	0	0	0	0	0	0
Dec 8	Oak	W	1/0	0	0	0	0.0	0.0	0	0	0	0	0	0
Dec 15	at Car	L	1/0	0	0	0	0.0	0.0	0	0	0	0	0	0
Dec 22	Cle	W	1/0	0	0	0	0.0	0.0	0	0	0	0	0	0
Dec 29	at Mia	W	1/0	0	0	0	0.0	0.0	0	0	0	0	0	0
TOTALS			16/0	0	0	0	0.0	0.0	0	0	0	0	0	0



ANTOINE BETHEA

41

POSITION **S**

HEIGHT **5-11**

WEIGHT **206**

COLLEGE **HOWARD**

BORN 7.27.84 // NEWPORT NEWS, VA // DENBIGH HS, NEWPORT NEWS, VA
11TH YEAR // ACQUIRED FA IN '14

AWARDS & HONORS

- 2007:** AFC Pro Bowl
- 2009:** AFC Pro Bowl
- 2012:** Ed Block Courage Award Recipient
- 2013:** Indianapolis Colts Walter Payton Man of the Year
- 2014:** Bill Walsh Award, Pro Bowl, NFC Defensive Player of the Week (Week 4)



CAREER HIGHLIGHTS

- Started all 161 games he's appeared in since 2006, including every game from 9/7/08 through 10/22/15.
- According to STATSPASS, he has recorded the most tackles (1,036) among all active defensive backs since 2006.
- Has recorded 100-or-more tackles in 9 of his 11 seasons in the NFL.

MOST TACKLES IN THE NFL AMONG ACTIVE DBs SINCE 2006

Player	Tackles
1. Antoine Bethea	1,036
2. Donte Whitner	921
3. Eric Weddle	898
4. Roman Harper	785
5. Michael Griffin	756

*According to STATSPASS

2016 HIGHLIGHTS

- Registered 12 tackles, 1 INT, 1 FF and 1 PD at Car. (9/18), intercepting QB Cam Newton on the first possession of the game for his 19th career INT. He is the first 49er to record an INT and FF in the same game since he accomplished the feat in 2014 vs. Phi. (9/28/14).
- Recorded a team-high 10 tackles and 1 FR at Arz. (11/13), his first FR of the season, fifth of his career and first since 10/20/13 vs. Den.
- Part of a 49ers defense that allowed 177 net yds. (99 rush, 78 pass) at LA (12/24), the fewest given up by the 49ers defense in a single game since 11/19/12 vs. Chi. (143; 85 rush, 58 pass).

BETHEA'S GOLDEN NUGGETS

- Was inducted into the Mid-Eastern Athletic Conference (MEAC) Hall of Fame in February of 2015.
- Has started every game in which he has appeared during his 10-year NFL career, a span that covers 161 games.
- Started the Antoine Bethea Safe Coverage Foundation in 2011, which provides access and resources for students to achieve their dreams of higher education.
- His Foundation facilitates annual youth football camps held in Virginia and Washington D.C.
- Went back to Howard University to complete his degree in administration of justice in May of 2011.
- In high school, Bethea lettered in his first love and favorite sport, basketball, where he earned all-area and all-conference honors as a senior at Denbigh HS in Newport News, VA.
- His website, AntoineBethea.com, features information about the Safe Coverage Foundation, upcoming events, AB41 gear and Bethea's personal blog.

BETHEA'S GAME-BY-GAME

2016

Date	Opp	W/L	P/S	Tot	Sol	Ast	Sk	Yds	Int	Yds	PD	FF	FR	Yds
Sep 12	LA	W	1/1	8	4	4	0.0	0.0	0	0	0	0	0	0
Sep 18	at Car	L	1/1	12	10	2	0.0	0.0	1	0	1	1	0	0
Sep 25	at Sea	L	1/1	6	4	2	0.0	0.0	0	0	0	0	0	0
Oct 2	Dal	L	1/1	13	11	2	0.0	0.0	0	0	1	0	0	0
Oct 6	Arz	L	1/1	7	7	0	0.0	0.0	0	0	1	0	0	0
Oct 16	at Buf	L	1/1	5	3	2	0.0	0.0	0	0	0	0	0	0
Oct 23	TB	L	1/1	13	9	4	0.0	0.0	0	0	0	0	0	0
Nov 6	NO	L	1/1	7	3	4	0.0	0.0	0	0	0	0	0	0
Nov 13	at Arz	L	1/1	10	8	2	0.0	0.0	0	0	0	0	1	5
Nov 20	NE	L	1/1	8	4	4	0.0	0.0	0	0	0	0	0	0
Nov 27	at Mia	L	1/1	6	5	1	0.0	0.0	0	0	0	0	0	0
Dec 4	at Chi	L	1/1	9	5	4	0.0	0.0	0	0	0	0	0	0
Dec 11	NYJ	L	1/1	11	9	2	0.0	0.0	0	0	0	0	0	0
Dec 18	at Atl	L	1/1	11	9	2	0.0	0.0	0	0	0	0	0	0
Dec 24	at LA	W	1/1	9	5	4	0.0	0.0	0	0	0	0	0	0
Jan 1	Sea													
TOTALS				15/15	135	96	39	0.0	0.0	1	0	3	1	1 5

GOLDMINE

- As the founder of the Safe Coverage Foundation in 2011, Bethea has made it a goal to help youth stay in school and receive a strong education. The foundation's mission statement reads, "The Antoine Bethea Safe Coverage Foundation is committed to providing access and resources for students to achieve their dreams of a higher education. We believe providing exposure opportunities, enrichment experiences and the tools needed to succeed, we can change communities, one child at a time." More information on the Safe Coverage Foundation is available at www.antoinebethea.com/safe-coverage-foundation/.
- In June of 2016, Bethea hosted the inaugural 'Antoine Bethea & Friends Celebrity Softball Game' at San Jose Municipal Stadium. Current and former teammates of Bethea competed in a home run derby in addition to a softball game, with all proceeds being donated to the Second Harvest Food Bank of San Jose.



- During the holiday season in 2015, Bethea visited StreetCode Academy in East Palo Alto to sign autographs in exchange for toy donations put together by Live in Peace, a local group that works to empower minority youths. The donations were distributed to the Ronald McDonald House, children of parents who are in prison and the Bay Area Rescue Mission in Richmond, CA. "I'm all about giving back to the unfortunate," Bethea said at the time. "When they asked me to come out, sign some autographs for people to come out and bring some toys, I didn't think twice about it."

GOLDMINE (CONTINUED)

- Bethea spent July 4, 2015 on the athletic fields of his alma mater, Denbigh HS in VA, hosting his inaugural "Community Day" where local kids had a chance to enjoy some bounce houses, cotton candy, and participate in a kickball game with Bethea and other NFL players. "My message to the kids is that you can't do it without the community. I want to give back to my community and have everybody come out here and have a good time. This is just my way of showing them I appreciate their support."
- Bethea was inducted into the Mid-Eastern Athletic Conference (MEAC) Hall of Fame in February of 2015. The MEAC Hall of Fame highlights former student-athletes, coaches, university coaches and special contributors who have enriched the legacy of the conference since its inception in 1970. In November of 2016, Bethea was also inducted into the Howard University Hall of Fame.
- Bethea has teamed up with PETA (People for the Ethical Treatment of Animals) to spread the message about a few of their different campaigns. One was the "Ink, Not Mink" movement, in which Antoine talked about his tattoo and said no to fur. Another was the "Don't Chain Dogs" campaign, where Bethea spoke about his love for dogs and how animals that are dependent on humans shouldn't be left alone and mistreated.



BETHEA'S CAREER STATISTICS

YEAR	TEAM	GP	GS	TACKLES					INT	INTERCEPTIONS				PD	FUMBLES		
				TOT	SOL	AST	SACKS	YDS		YDS	LG	TD	FF		FR	YDS	
2006	IND	14	14	105	64	41	0.0	0.0	1	38	38	0	5	0	0	0	
2007	IND	13	13	95	47	48	0.0	0.0	4	47	30	0	8	0	0	0	
2008	IND	16	16	126	83	43	0.0	0.0	2	0	0	0	4	0	1	0	
2009	IND	16	16	120	75	45	0.0	0.0	4	19	19	0	5	2	1	0	
2010	IND	16	16	106	77	29	0.5	1.0	1	31	31	0	5	1	0	0	
2011	IND	16	16	139	80	59	0.0	0.0	0	0	–	0	7	2	1	0	
2012	IND	16	16	123	83	40	2.0	8.0	0	0	–	0	7	0	0	0	
2013	IND	16	16	110	80	30	1.0	12.0	2	48	46	0	6	0	1	0	
2014	SF	16	16	121	85	36	1.0	5.0	4	71	49t	1	10	1	0	0	
2015	SF	7	7	56	45	11	1.0	10.0	0	0	–	0	2	0	0	0	
2016	SF	15	15	135	96	39	0.0	0.0	1	0	0	0	3	1	1	5	
TOTALS		161	161	1,236	815	421	5.5	36.0	19	254	49t	1	62	7	5	5	

PLAYOFFS

YEAR	TEAM	GP	GS	TACKLES					INT	INTERCEPTIONS				FUMBLES		
				TOT	SOL	AST	SACKS	YDS		YDS	LG	TD	PD	FF	FR	YDS
2006	IND	4	4	18	17	1	0.0	0.0	2	16	16	0	4	0	0	0
2007	IND	1	1	7	4	3	0.0	0.0	0	0	—	0	0	0	0	0
2008	IND	1	1	5	3	2	0.0	0.0	1	36	36	0	1	0	0	0
2009	IND	3	3	12	11	1	0.0	0.0	1	0	—	0	2	0	0	0
2010	IND	1	1	7	7	0	0.0	0.0	0	0	—	0	0	1	0	0
2012	IND	1	1	10	6	4	0.0	0.0	0	0	—	0	0	0	0	0
2013	IND	2	2	16	11	5	0.0	0.0	0	0	—	0	2	0	0	0
TOTALS		13	13	75	59	16	0.0	0.0	4	52	36	0	9	1	0	0

Additional Statistics:

Special Teams Tackles – 1: 2006 (1)

Milestones:

NFL Debut: at NYG (9/10/06); **First Career Start:** at NYG (9/10/06); **First FR:** vs. Det. (12/14/08 – RB Kevin Smith); **First FF:** at Ten. (10/11/09 – TE Alge Crumpler); **First Sack:** vs. SD (11/28/10 – QB Philip Rivers); **First INT:** at NE (11/5/06 – QB Tom Brady); **First INT Returned for a TD:** vs. SD (12/20/14 – QB Philip Rivers)

BETHEA'S CAREER HIGHS

Total Tackles: Regular Season – 17 at Cin. (12/8/13); Postseason – 11 vs. KC (1/4/14)

Solo: Regular Season – 11 (2 times) Last vs. Dal. (10/6/16); Postseason – 7 (2 times) Last vs. KC (1/4/14)

Assists: Regular Season – 11 at Det. (10/16/11); Postseason – 7 (3 times) Last at Car. (1/12/14)

Passes Defensed: Regular Season – 3 at Car. (10/28/07); Postseason – 2 vs. Bal. (1/16/10)

Fumble Recoveries: 1 (5 times) Last at Arz. (11/13/16)

Forced Fumbles: Regular Season – 1 (7 times) Last at Car. (9/18/16); Postseason – 1 vs. NYJ (1/8/11)

Sacks: Regular Season – 1.0 (4 times) Last vs. Min. (9/14/15)

Interceptions: Regular Season – 1 (19 times) Last at Car. (9/18/16); Postseason – 1 (4 times) Last vs. Bal. (1/16/10)

Interception Yards: Regular Season – 49t vs. SD (12/20/14); Postseason – 36 at SD (1/3/09)

Long Interception Return: Regular Season – 49t vs. SD (12/20/14); Postseason – 36 at SD (1/3/09)

BETHEA'S TRANSACTIONS

Originally drafted in the 6th round (207th overall) by Ind. in the 2006 NFL Draft...As a restricted free agent, re-signed with Ind. to a four-year contract on 6/11/10...Signed a four-year contract with SF on 3/11/14...Placed on the Injured Reserve List on 10/23/15.

2015 (SAN FRANCISCO)

- Started seven games and totaled 56 tackles, 1.0 sack and 2 PDs before being placed on IR.

2014 (SAN FRANCISCO)

- Started all 16 games during his first season as a 49er and finished second on the team with 121 tackles.
- In his 100th consecutive start, Bethea registered 1 INT and 1 FF vs. Phi. (9/28), becoming the first 49ers player to register an INT and FF in the same game since LB NaVorro Bowman [at Arz. (12/29/13)]. Bethea also tackled former Eagles RB LeSean McCoy at the SF 2-yd. line on 2nd and goal on what would eventually be a game-sealing goal-line stand. He was named NFC Defensive Player of the Week for his performance.
- Registered his 1st sack as a member of the 49ers at StL (10/13), bringing down Rams QB Austin Davis.
- Recorded the first pick-six of his career vs. SD (12/20), when he intercepted a pass by Chargers QB Philip Rivers and returned it 49 yds. for the TD.

2013 (INDIANAPOLIS)

- Started all 16 games at safety and registered 121 tackles, 2 INTs and 6 PDs.
- Registered 11 tackles and the game-saving INT on the 6-yd. line with 31 seconds remaining in the game vs. Oak. (9/8).
- Registered a career-high 17 tackles at Cin. (12/8).

2012 (INDIANAPOLIS)

- Started all 16 games at free safety and finished 2nd on the team with 123 tackles and a career-high 2.0 sacks.
- Started his 100th career game at Jax. (11/8) and notched a team-high 11 tackles and 1.0 sack.

2011 (INDIANAPOLIS)

- Started all 16 games at free safety and led the team with a career-high 139 tackles.

2010 (INDIANAPOLIS)

- Started all 16 games at free safety and totaled his 3rd consecutive season with at least 100 tackles.
- Notched 0.5 sacks, the first of his career, vs. SD (10/28).

2009 (INDIANAPOLIS)

- Started all 16 games at free safety, led the team with 120 tackles and was named to his second Pro Bowl.
- Tied for the team lead with 8 tackles and clinched the victory with an INT on the final play of the game at Mia. (9/21).

2008 (INDIANAPOLIS)

- Started 15 games at free safety and 1 game at strong safety and registered a team-high 126 tackles, 3 PDs, 2 INTs and 1 FR.

2007 (INDIANAPOLIS)

- Started 13 games at free safety and totaled 95 tackles and 4 INTs en route to his first Pro Bowl selection.

2006 (INDIANAPOLIS)

- Started 14 games as a rookie and totaled 105 tackles (64 solo). Helped lead a Colts team ranked 2nd in the NFL in pass defense.
- Started all 4 postseason games, recording 18 tackles, 4 PDs and 2 INTs.
- Finished with 11 tackles and his first career INT at NE (11/5).
- Registered an INT in each of his first 2 postseason games, vs. KC (1/6/07 - AFC-W) and at Bal. (1/14/07 - AFC-D).

COLLEGE

Was a 3-year starter at Howard University, starting 31 of 37 games over 4 years. Registered 309 tackles, 7 INTs, 3.0 sacks, 7 FFs, 2 FRs, 18 PDs and 1 blocked kick as a member of the Bison. A three-time All-Mid-Eastern Conference selection, was named a First-Team All-American by the NFL Draft Report.

PERSONAL

- Attended Denbigh (Newport News, VA) HS, where he was a 3-year letterman in football.
- Also lettered in basketball and earned all-area and all-conference honors as a senior.
- Served as the Colts spokesperson for United Way's Team NFL initiative.
- Launched his Safe Coverage Foundation in 2011.
- Hosts three free football camps for youth each offseason.
- Born Antoine Akeem Bethea (7/27/84) in Newport News, VA.

INJURY REPORT

2006: Inactive at Ten. (12/3) and vs. Cin. (12/18) with a shoulder injury.

2007: Inactive vs. Oak. (12/16) and vs. Hou. (12/23) with a knee injury.

2015: Placed on the Injured Reserve List on 10/23 with a chest injury.

BETHEA'S GAME-BY-GAME

2006 (Indianapolis)

Date	Opp	W/L	P/S	Tot	Sol	Ast	Sk	Yds	Int	Yds	PD	FF	FR	Yds
Sep 10	at NYG	W	1/1	6	3	3	0.0	0.0	0	0	0	0	0	0
Sep 17	Hou	W	1/1	3	1	2	0.0	0.0	0	0	0	0	0	0
Sep 24	Jax	W	1/1	12	9	3	0.0	0.0	0	0	1	0	0	0
Oct 1	at NYJ	W	1/1	6	3	3	0.0	0.0	0	0	0	0	0	0
Oct 8	Ten	W	1/1	9	5	4	0.0	0.0	0	0	0	0	0	0
Oct 22	Was	W	1/1	6	3	3	0.0	0.0	0	0	0	0	0	0
Oct 29	at Den	W	1/1	9	6	3	0.0	0.0	0	0	0	0	0	0
Nov 5	at NE	W	1/1	11	2	9	0.0	0.0	1	38	1	0	0	0
Nov 12	Buf	W	1/1	7	7	0	0.0	0.0	0	0	0	0	0	0
Nov 19	at Dal	L	1/1	11	7	4	0.0	0.0	0	0	0	0	0	0
Nov 26	Phi	W	1/1	5	4	1	0.0	0.0	0	0	0	0	0	0
Dec 3	at Ten	L	—	INACTIVE (Shoulder)				—	—	—	—	—	—	—
Dec 10	at Jax	L	1/1	0	0	0	0.0	0.0	0	0	0	0	0	0
Dec 18	Cin	W	—	INACTIVE (Shoulder)				—	—	—	—	—	—	—
Dec 24	at Hou	L	1/1	10	7	3	0.0	0.0	0	0	0	0	0	0
Dec 31	Mia	W	1/1	10	7	3	0.0	0.0	0	0	0	0	0	0
TOTALS			14/14	105	64	41	0.0	0.0	1	38	2	0	0	0

2006 Postseason (Indianapolis)

Date	Opp	W/L	P/S	Tot	Sol	Ast	Sk	Yds	Int	Yds	PD	FF	FR	Yds
Jan 6	KC	W	1/1	3	3	0	0.0	0.0	1	16	1	0	0	0
Jan 13	at Bal	W	1/1	5	4	1	0.0	0.0	1	0	1	0	0	0
Jan 21	NE	W	1/1	6	6	0	0.0	0.0	0	0	1	0	0	0
Feb 4	Chi	W	1/1	4	4	0	0.0	0.0	0	0	1	0	0	0
TOTALS			4/4	18	17	1	0.0	0.0	0	0	4	0	0	0

2007 (Indianapolis)

Date	Opp	W/L	P/S	Tot	Sol	Ast	Sk	Yds	Int	Yds	PD	FF	FR	Yds
Sep 6	NO	W	1/1	5	1	4	0.0	0.0	0	0	0	0	0	0
Sep 16	at Ten	W	1/1	5	3	2	0.0	0.0	0	0	0	0	0	0
Sep 23	at Hou	W	1/1	6	4	2	0.0	0.0	0	0	0	0	0	0
Sep 30	Den	W	1/1	8	5	3	0.0	0.0	0	0	0	0	0	0
Oct 7	TB	W	1/1	12	8	4	0.0	0.0	1	11	0	0	0	0
Oct 22	at Jax	W	1/1	9	2	7	0.0	0.0	0	0	0	0	0	0
Oct 28	at Car	W	1/1	6	3	3	0.0	0.0	1	6	2	0	0	0
Nov 4	NE	L	1/1	13	7	6	0.0	0.0	1	0	0	0	0	0
Nov 11	at SD	L	1/1	7	4	3	0.0	0.0	0	0	0	0	0	0
Nov 18	KC	W	1/1	4	3	1	0.0	0.0	0	0	0	0	0	0
Nov 22	at Atl	W	1/1	6	3	3	0.0	0.0	0	0	1	0	0	0
Dec 2	Jax	W	1/1	12	3	9	0.0	0.0	1	30	0	0	0	0
Dec 9	at Bal	W	1/1	2	1	1	0.0	0.0	0	0	0	0	0	0
Dec 16	at Oak	W	—	INACTIVE (Knee)				—	—	—	—	—	—	—
Dec 23	Hou	W	—	INACTIVE (Knee)				—	—	—	—	—	—	—
Dec 30	Ten	L	—	DID NOT PLAY				—	—	—	—	—	—	—
TOTALS			13/13	95	47	48	0.0	0.0	4	47	3	0	0	0

2007 Postseason (Indianapolis)

Date	Opp	W/L	P/S	Tot	Sol	Ast	Sk	Yds	Int	Yds	PD	FF	FR	Yds
Jan 13	SD	L	1/1	7	4	3	0.0	0.0	0	0	0	0	0	0
TOTALS			1/1	7	4	3	0.0	0.0	0	0	0	0	0	0

2008 (Indianapolis)

Date	Opp	W/L	P/S	Tot	Sol	Ast	Sk	Yds	Int	Yds	PD	FF	FR	Yds
Sep 7	Chi	L	1/1	11	5	6	0.0	0.0	0	0	0	0	0	0
Sep 14	at Min	W	1/1	9	5	4	0.0	0.0	0	0	0	0	0	0
Sep 21	Jax	L	1/1	11	7	4	0.0	0.0	0	0	0	0	0	0
Oct 5	at Hou	W	1/1	8	4	4	0.0	0.0	0	0	0	0	0	0
Oct 12	Bal	W	1/1	7	3	4	0.0	0.0	1	0	0	0	0	0
Oct 19	at GB	L	1/1	9	6	3	0.0	0.0	0	0	0	0	0	0
Oct 27	at Ten	L	1/1	2	2	0	0.0	0.0	0	0	0	0	0	0
Nov 2	NE	W	1/1	12	9	3	0.0	0.0	0	0	0	0	0	0
Nov 9	at Pit	W	1/1	13	9	4	0.0	0.0	0	0	0	0	0	0
Nov 16	Hou	W	1/1	7	4	3	0.0	0.0	0	0	0	0	0	0
Nov 23	at SD	W	1/1	4	3	1	0.0	0.0	0	0	0	0	0	0
Nov 30	at Cle	W	1/1	11	9	2	0.0	0.0	1	0	0	0	0	0
Dec 7	Cin	W	1/1	2	0	2	0.0	0.0	0	0	0	0	0	0
Dec 14	Det	W	1/1	7	6	1	0.0	0.0	0	0	2	0	1	0
Dec 18	at Jax	W	1/1	12	9	3	0.0	0.0	0	0	0	0	0	0
Dec 28	Ten	W	1/1	1	1	0	0.0	0.0	0	0	1	0	0	0
TOTALS			16/16	126	82	44	0.0	0.0	2	0	3	0	1	0

2008 Postseason (Indianapolis)

Date	Opp	W/L	P/S	Tot	Sol	Ast	Sk	Yds	Int	Yds	PD	FF	FR	Yds
Jan 3	at SD	L	1/1	5	3	2	0.0	0.0	1	36	1	0	0	0
TOTALS			1/1	5	3	2	0.0	0.0	1	36	1	0	0	0

2009 (Indianapolis)

Date	Opp	W/L	P/S	Tot	Sol	Ast	Sk	Yds	Int	Yds	PD	FF	FR	Yds
Sep 13	Jax	W	1/1	9	5	4	0.0	0.0	0	0	0	0	0	0
Sep 21	at Mia	W	1/1	8	8	0	0.0	0.0	1	0	1	0	0	0
Sep 27	at Arz	W	1/1	8	6	2	0.0	0.0	1	0	1	0	1	0
Oct 4	Sea	W	1/1	5	3	2	0.0	0.0	0	0	0	0	0	0
Oct 11	at Ten	W	1/1	8	7	1	0.0	0.0	0	0	0	1	0	0
Oct 25	at StL	W	1/1	12	9	3	0.0	0.0	0	0	0	0	0	0
Nov 1	SF	W	1/1	10	5	5	0.0	0.0	0	0	1	0	0	0
Nov 8	Hou	W	1/1	11	3	8	0.0	0.0	0	0	0	1	0	0
Nov 15	NE	W	1/1	8	6	2	0.0	0.0	1	19	0	0	0	0
Nov 22	at Bal	W	1/1	6	3	3	0.0	0.0	0	0	0	0	0	0
Nov 29	at Hou	W	1/1	10	2	8	0.0	0.0	1	0	0	0	0	0
Dec 6	Ten	W	1/1	5	4	1	0.0	0.0	0	0	0	0	0	0
Dec 13	Den	W	1/1	6	6	0	0.0	0.0	0	0	0	0	0	0
Dec 17	at Jax	W	1/1	5	5	0	0.0	0.0	0	0	1	0	0	0
Dec 27	NYJ	L	1/1	7	2	5	0.0	0.0	0	0	0	0	0	0
Jan 3	at Buf	L	1/1	2	0	2	0.0	0.0	0	0	0	0	0	0
TOTALS			16/16	120	74	46	0.0	0.0	4	19	4	4	1	0

2009 Postseason (Indianapolis)

Date	Opp	W/L	P/S	Tot	Sol	Ast	Sk	Yds	Int	Yds	PD	FF	FR	Yds
Jan 16	Bal	W	1/1	3	2	1	0.0	0.0	1	0	2	0	0	0
Jan 24	NYJ	W	1/1	5	5	0	0.0	0.0	0	0	0	0	0	0
Feb 7	NO	L	1/1	4	4	0	0.0	0.0	0	0	0	0	0	0
TOTALS			3/3	12	11	1	0.0	0.0	1	0	2	0	0	0

BETHEA'S GAME-BY-GAME

2010 (Indianapolis)

Date	Opp	W/L	P/S	Tot	Sol	Ast	Sk	Yds	Int	Yds	PD	FF	FR	Yds
Sep 12	at Hou	L	1/1	13	8	5	0.0	0.0	0	0	1	0	0	0
Sep 19	NYG	W	1/1	6	5	1	0.0	0.0	0	0	1	0	0	0
Sep 26	at Den	W	1/1	7	7	0	0.0	0.0	0	0	1	0	0	0
Oct 3	at Jax	L	1/1	3	1	2	0.0	0.0	0	0	0	0	0	0
Oct 10	KC	W	1/1	7	7	0	0.0	0.0	0	0	0	1	0	0
Oct 17	at Was	W	1/1	7	3	4	0.0	0.0	0	0	0	0	0	0
Nov 1	Hou	W	1/1	4	3	1	0.0	0.0	0	0	0	0	0	0
Nov 7	at Phi	L	1/1	7	5	2	0.0	0.0	0	0	0	0	0	0
Nov 14	Cin	W	1/1	3	2	1	0.0	0.0	0	0	0	0	0	0
Nov 21	at NE	L	1/1	8	5	3	0.0	0.0	0	0	0	0	0	0
Nov 28	SD	L	1/1	6	4	2	0.5	1.0	0	0	0	0	0	0
Dec 5	Dal	L	1/1	15	11	4	0.0	0.0	0	0	0	0	0	0
Dec 9	at Ten	W	1/1	3	1	2	0.0	0.0	0	0	0	0	0	0
Dec 19	Jax	W	1/1	5	4	1	0.0	0.0	1	31	2	0	0	0
Dec 26	at Oak	W	1/1	8	7	1	0.0	0.0	0	0	0	0	0	0
Jan 2	Ten	W	1/1	4	4	0	0.0	0.0	0	0	1	0	0	0
TOTALS			16/16	106	77	29	0.5	1.0	1	31	5	1	0	0

2010 Postseason (Indianapolis)

Date	Opp	W/L	P/S	Tot	Sol	Ast	Sk	Yds	Int	Yds	PD	FF	FR	Yds
Jan 8	NYJ	L	1/1	7	7	0	0.0	0.0	0	0	0	1	0	0
TOTALS			1/1	7	7	0	0.0	0.0	0	0	0	1	0	0

2011 (Indianapolis)

Date	Opp	W/L	P/S	Tot	Sol	Ast	Sk	Yds	Int	Yds	PD	FF	FR	Yds
Sep 11	at Hou	L	1/1	6	5	1	0.0	0.0	0	0	0	0	0	0
Sep 18	Cle	L	1/1	8	3	5	0.0	0.0	0	0	1	0	1	0
Sep 25	Pit	L	1/1	5	2	3	0.0	0.0	0	0	1	0	0	0
Oct 3	at TB	L	1/1	8	7	1	0.0	0.0	0	0	1	0	0	0
Oct 9	KC	L	1/1	12	6	6	0.0	0.0	0	0	0	0	0	0
Oct 16	at Cin	L	1/1	8	4	4	0.0	0.0	0	0	0	0	0	0
Oct 23	at NO	L	1/1	11	7	4	0.0	0.0	0	0	1	0	0	0
Oct 30	at Ten	L	1/1	6	4	2	0.0	0.0	0	0	1	0	0	0
Nov 6	Atl	L	1/1	11	8	3	0.0	0.0	0	0	1	0	0	0
Nov 13	Jax	L	1/1	9	1	8	0.0	0.0	0	0	0	0	0	0
Nov 27	Car	L	1/1	9	6	3	0.0	0.0	0	0	0	0	0	0
Dec 4	at NE	L	1/1	9	4	5	0.0	0.0	0	0	0	0	0	0
Dec 11	at Bal	L	1/1	11	5	6	0.0	0.0	0	0	1	1	0	0
Dec 18	Ten	W	1/1	7	2	5	0.0	0.0	0	0	0	0	0	0
Dec 22	Hou	W	1/1	9	8	1	0.0	0.0	0	0	0	1	0	0
Jan 1	at Jax	L	1/1	10	8	2	0.0	0.0	0	0	0	0	0	0
TOTALS			16/16	139	80	59	0.0	0.0	0	0	7	2	1	0

2012 (Indianapolis)

Date	Opp	W/L	P/S	Tot	Sol	Ast	Sk	Yds	Int	Yds	PD	FF	FR	Yds
Sep 9	at Chi	L	1/1	12	8	4	0.0	0.0	0	0	2	0	0	0
Sep 16	Min	W	1/1	4	0	4	0.0	0.0	0	0	1	0	0	0
Sep 23	Jax	L	1/1	2	1	1	0.0	0.0	0	0	1	0	0	0
Oct 7	GB	W	1/1	7	4	3	0.0	0.0	0	0	0	0	0	0
Oct 14	at NYJ	L	1/1	6	6	0	0.0	0.0	0	0	0	0	0	0
Oct 21	Cle	W	1/1	6	6	0	0.0	0.0	0	0	1	0	0	0
Oct 28	at Ten	W	1/1	11	7	4	0.0	0.0	0	0	0	0	0	0
Nov 4	Mia	W	1/1	6	3	3	0.0	0.0	0	0	0	0	0	0
Nov 8	at Jax	W	1/1	11	8	3	1.0	1.0	0	0	0	0	0	0
Nov 18	at NE	L	1/1	9	6	3	0.0	0.0	0	0	0	0	0	0
Dec 25	Buf	W	1/1	6	4	2	0.0	0.0	0	0	0	0	0	0
Dec 2	at Det	W	1/1	7	5	2	0.0	0.0	0	0	2	0	0	0
Dec 9	Ten	W	1/1	7	5	2	0.0	0.0	0	0	0	0	0	0
Dec 16	at Hou	L	1/1	5	3	2	1.0	7.0	0	0	0	0	0	0
Dec 23	at KC	W	1/1	5	3	2	0.0	0.0	0	0	0	0	0	0
Dec 30	Hou	W	1/1	10	5	5	0.0	0.0	0	0	0	0	0	0
TOTALS			16/16	114	74	40	2.0	8.0	0	0	7	0	0	0

2012 Postseason (Indianapolis)

Date	Opp	W/L	P/S	Tot	Sol	Ast	Sk	Yds	Int	Yds	PD	FF	FR	Yds
Jan 6	at Bal	L	1/1	10	6	4	0.0	0.0	0	0	0	0	0	0
TOTALS			1/1	10	6	4	0.0	0.0	0	0	0	0	0	0

2013 (Indianapolis)

Date	Opp	W/L	P/S	Tot	Sol	Ast	Sk	Yds	Int	Yds	PD	FF	FR	Yds
Sep 8	Oak	L	1/1	11	6	5	0.0	0.0	1	2	1	0	0	0
Sep 15	Mia	L	1/1	8	5	3	0.0	0.0	0	0	1	0	0	0
Sep 22	at SF	L	1/1	6	6	0	0.0	0.0	0	0	0	0	0	0
Sep 29	at Jax	W	1/1	5	4	1	0.0	0.0	0	0	0	0	0	0
Oct 6	Sea	L	1/1	10	7	3	0.0	0.0	0	0	0	0	0	0
Oct 14	at SD	W	1/1	8	7	1	0.0	0.0	0	0	0	0	0	0
Oct 20	Den	W	1/1	9	6	3	0.0	0.0	0	0	0	0	1	0
Nov 3	at Hou	L	1/1	8	7	1	0.0	0.0	0	0	0	0	0	0
Nov 10	StL	W	1/1	5	3	2	0.0	0.0	0	0	0	0	0	0
Nov 14	at Ten	L	1/1	4	4	0	0.0	0.0	0	0	0	0	0	0
Nov 24	at Arz	W	1/1	8	4	4	0.0	0.0	0	0	2	0	0	0
Dec 1	Ten	L	1/1	7	6	1	0.0	0.0	0	0	1	0	0	0
Dec 8	at Cin	L	1/1	17	10	7	0.0	0.0	0	0	0	0	0	0
Dec 15	Hou	L	1/1	8	7	1	1.0	12.0	0	0	0	0	0	0
Dec 22	at KC	L	1/1	6	4	2	0.0	0.0	0	0	0	0	0	0
Dec 29	Jax	W	1/1	1	0	1	0.0	0.0	1	46	1	0	0	0
TOTALS			16/16	121	86	35	1.0	12.0	2	48	6	0	1	0

2013 Postseason (Indianapolis)

Date	Opp	W/L	P/S	Tot	Sol	Ast	Sk	Yds	Int	Yds	PD	FF	FR	Yds
Jan 4	KC	W	1/1	11	7	4	0.0	0.0	0	0	1	0	0	0
Jan 11	at NE	L	1/1	9	5	4	0.0	0.0	0	0	1	0	0	0
TOTALS			2/2	20	12	8	0.0	0.0	0	0	2	0	0	0

2014 (San Francisco)

Date	Opp	W/L	P/S	Tot	Sol	Ast	Sk	Yds	Int	Yds	PD	FF	FR	Yds
Sep 7	at Dal	W	1/1	7	5	2	0.0	0.0	0	0	1	0	0	0
Sep 14	Chi	L	1/1	8	4	4	0.0	0.0	0	0	1	0	0	0
Sep 21	at Arz	L	1/1	5	1	4	0.0	0.0	0	0	0	0	0	0
Sep 28	Phi	W	1/1	12	10	2	0.0	0.0	1	0	1	1	0	0
Oct 5	KC	W	1/1	8	6	2	0.0	0.0	0	0	0	0	0	0
Oct 13	at StL	W	1/1	7	6	1	1.0	5.0	0	0	0	0	0	0
Oct 19	at Den	L	1/1	5	5	0	0.0	0.0	0	0	0	0	0	0
Nov 2	StL	L	1/1	10	6	4	0.0	0.0	1	0	2	0	0	0
Nov 9	at NO	W	1/1	8	6	2	0.0	0.0	1	22	1	0	0	0
Nov 16	at NYG	W	1/1	5	3	2	0.0	0.0	0	0	2	0	0	0
Nov 23	Was	W	1/1	9	6	3	0.0	0.0	0	0	0	0	0	0
Nov 27	Sea	L	1/1	5	4	1	0.0	0.0	0	0	0	0	0	0
Dec 7	at Oak	L	1/1	9	6	3	0.0	0.0	0	0	0	0	0	0
Dec 14	at Sea	L	1/1	6	5	1	0.0	0.0	0	0	0	0	0	0
Dec 20	SD	L	1/1	9	7	2	0.0	0.0	1	49t	2	0	0	0
Dec 28	Arz	W	1/1	8	5	3	0.0	0.0	0	0	0	0	0	0
TOTALS			16/16	121	85	36	1.0	5.0	4	71	10	1	0	0

2015 (San Francisco)

Date	Opp	W/L	P/S	Tot	Sol	Ast	Sk	Yds	Int	Yds	PD	FF	FR	Yds
Sep 14	Min	W	1/1	8	8	0	1.0	10.0	0	0	1	0	0	0
Sep 20	at Pit	L	1/1	7	7	0	0.0	0.0	0	0	0	0	0	0
Sep 27	at Arz	L	1/1	10	7	3	0.0	0.0	0	0	0	0	0	0
Oct 4	GB	L	1/1	8	7	1	0.0	0.0	0	0	0	0	0	0
Oct 11	at NYG	L	1/1	11	6	5	0.0	0.0	0	0	1	0	0	0
Oct 18	Bal	W	1/1	7	5	2	0.0	0.0	0	0	0	0	0	0
Oct 22	Sea	L	1/1	5	5	0	0.0	0.0	0	0	0	0	0	0



RONALD BLAIR

98

POSITION DL | HEIGHT 6-4 | WEIGHT 270 | COLLEGE APPALACHIAN STATE

BORN 1.21.93 // GREENSBORO, GA// GREENE COUNTY HS, GREENSBORO, GA
ROOKIE // ACQUIRED D-5A IN '16

2016 HIGHLIGHTS

- Combined with CB Chris Davis to take down QB Dak Prescott vs. Dal. (10/2), marking the first sack of his NFL career.
- Recorded 2 tackles and the first full sack of his career at Mia. (11/27), taking down QB Ryan Tannehill for a 9-yd. loss.
- Registered 4 tackles and combined with LB Aaron Lynch to sack QB Bryce Petty vs. NYJ (12/11).
- Notched the 3rd sack of his career and was part of a 49ers defense that allowed 177 net yds. (99 rush, 78 pass) at LA (12/24), the fewest given up by the 49ers defense in a single game since 11/19/12 vs. Chi. (143; 85 rush, 58 pass).

GOLDMINE

- In his hometown of Greensboro, GA, Blair volunteers at Relay For Life, a branch of the American Cancer Society. The subject of cancer is near to Blair's heart, as his grandmother, Annie Ruth Peek, passed away from colon cancer while he was growing up. In the future, Blair aims to start his own foundation with the goal of creating a community where people who are going through life-changing experiences can call home. "I lost my grandmother to colon cancer. I lost my grandfather to a heart attack. My stepfather was in a car accident and is now a paraplegic. So, those people have a special place in my heart and I want to get involved in helping with causes like those."
- Blair cites the transition from 8th grade to high school, and specifically a conversation he had with his band director, as a key moment that stoked his competitive fire. Entering the 9th grade, his band director wanted him to continue playing the tuba in the school's band and not play football because he wouldn't see the field as a freshman. That year, Blair became a starter on varsity. "That's definitely one moment that sticks out and helped me develop in the football world," said Blair.

BLAIR'S GOLDEN NUGGETS

- Blair volunteers at the Relay for Life in his hometown of Greensboro, GA. One day, he hopes to start his own foundation that would create a community for people going through life-changing experiences.
- Growing up, Blair's first sport was basketball, not football. His father put a basketball in his crib when he was one year old and Blair only switched to football once he realized his size was better suited for the gridiron.

BLAIR'S GAME-BY-GAME

2016

Date	Opp	W/L	P/S	Tot	Sol	Ast	Sk	Yds	Int	Yds	PD	FF	FR	Yds
Sep 12	LA	W	1/0	0	0	0	0.0	0.0	0	0	0	0	0	0
Sep 18	at Car	L	1/0	0	0	0	0.0	0.0	0	0	0	0	0	0
Sep 25	at Sea	L	1/0	1	1	0	0.0	0.0	0	0	0	0	0	0
Oct 2	Dal	L	1/0	0	0	0	0.5	1.5	0	0	0	0	0	0
Oct 6	Arz	L	1/0	0	0	0	0.0	0.0	0	0	0	0	0	0
Oct 16	at Buf	L	1/0	0	0	0	0.0	0.0	0	0	0	0	0	0
Oct 23	TB	L	1/0	1	1	0	0.0	0.0	0	0	0	0	0	0
Nov 6	NO	L	1/0	3	3	0	0.0	0.0	0	0	0	0	0	0
Nov 13	at Arz	L	1/0	1	0	1	0.0	0.0	0	0	0	0	0	0
Nov 20	NE	L	1/0	4	4	0	0.0	0.0	0	0	0	0	0	0
Nov 27	at Mia	L	1/0	2	2	0	1.0	9.0	0	0	0	0	0	0
Dec 4	at Chi	L	1/0	0	0	0	0.0	0.0	0	0	0	0	0	0
Dec 11	NYJ	L	1/0	4	3	1	0.5	2.5	0	0	0	0	0	0
Dec 18	at Atl	L	1/0	0	0	0	0.0	0.0	0	0	0	0	0	0
Dec 24	at LA	W	1/0	1	1	0	1.0	1.0	0	0	0	0	0	0
Jan 1	Sea													
TOTALS				15/0	17	15	2	3.0 14.0	0	0	0	0	0	0

BLAIR'S CAREER STATISTICS

YEAR	TEAM	GP	GS	TACKLES				YDS	INTERCEPTIONS					FUMBLES		
				TOT	SOL	AST	SACKS		INT	YDS	LG	TD	PD	FF	FR	YDS
2016	SF	15	0	17	15	2	3.0	14.0	0	0	-	0	0	0	0	0
TOTALS		15	0	17	15	2	3.0	14.0	0	0	-	0	0	0	0	0

Milestones:

NFL Debut: vs. LA (9/12/16); First Sack: vs. Dal. (10/2/16 – QB Dak Prescott)

BLAIR'S CAREER HIGHS

Total Tackles: 4 vs. NE (11/20/16)
Solo: 4 vs. NE (11/20/16)

Assists: 1 at Arz. (11/13/16)
Sacks: 1.0 (2 times) Last at LA (12/24/16)

BLAIR'S TRANSACTIONS

Originally the first of three 5th-round (142nd overall) draft choices by SF in 2016.

COLLEGE

Started all 51 games in which he appeared in for the Mountaineers and registered 221 tackles, 21.0 sacks, 53.5 TFLs, 4 FRs, 2 FFs, 1 INT and 2 PDs. In 2015, was named Sun Belt Conference Defensive Student-Athlete of the Year and First-Team All-Sun Belt. Started all 13 games and tallied 71 tackles, 7.5 sacks, 19.0 TFLs, 1 FF, 1 FR and 1 INT. As a junior, was a Second-Team All-Sun Belt honoree. Started all 12 games and notched 43 tackles, 6.0 sacks, 13.0 TFLs, 1 FR and 1 PD. In 2013, started 2 games and recorded 7 tackles, 1.0 sack, 1.5 TFLs and 1 FR before receiving a medical redshirt. As a sophomore, named First-Team All-Southern Conference as he started all 12 games and registered 60 tackles, 3.0 sacks, 8.5 TFLs and 1 FR. In 2011, earned NCAA Division I FCS Freshman All-America honors from the *College Sports Journal* and was a Southern Conference All-Freshman Team honoree. Started all 12 games and tallied 40 tackles, 3.5 sacks, 11.5 TFLs, 1 FF and 1 PD.

PERSONAL

- Attended Greene County (Greensboro, GA) HS where he was named the 2010 Georgia Region 4-AA Defensive Player of the Year. Also was named second-team all-state by the Associated Press.
- As a senior, recorded 112 tackles, 9.0 sacks, 1 FR and 1 INT that he returned 70 yds. for a TD.
- Born Ronald Blair (1/21/93) in Greensboro, GA.
- Graduated with a degree in health promotion.



NaVORRO BOWMAN

53

POSITION LB | HEIGHT 6-0 | WEIGHT 242 | COLLEGE PENN STATE

BORN 5.28.88 // FORESTVILLE, MD // SUITLAND HS, FORESTVILLE, MD
7TH YEAR // ACQUIRED D-3 IN '10

AWARDS & HONORS

- 2011:** AP First-Team All-Pro, All-Pro Team by *Sports Illustrated's* Peter King, Defensive Player of the Year & All-Pro Team by *Dallas Morning News's* Rick Gosselin, USA Football All-Fundamentals Team
- 2012:** AP First-Team All-Pro, NFC Pro Bowl
- 2013:** AP First-Team All-Pro, Pro Bowl, Len Eshmont Award, NFC Defensive Player of the Month (December), Midseason All-Pro by ESPN's John Clayton
- 2015:** AP First-Team All-Pro, Pro Bowl, Ed Block Courage Award Recipient



CAREER HIGHLIGHTS

- Late in the 4th qtr. vs. Atl. (12/23/13), Bowman intercepted Falcons QB Matt Ryan and returned it 89 yds. for a TD to seal the victory in the final regular season game at Candlestick Park. It marked the longest INT return by a LB in franchise history.

LONGEST INT RETURN BY A LINEBACKER IN FRANCHISE HISTORY

Player	Date	Opp.	Yds.
1. NaVorro Bowman	12/23/13	Atl.	89t
2. Patrick Willis	9/14/08	Sea.	86t
3. John Johnson	9/6/92	NYG	56t
4. Lee Woodall	12/15/97	Den.	55
5. Ahmad Brooks	11/25/12	NO	50t

- Named NFC Defensive Player of the Month in December of 2013. During that stretch, Bowman registered 56 tackles, 3.0 sacks, 2 INTs, one of which was returned 89 yds. for a TD, 2 FFs and 1 FR. No other player accomplished the feat in the entire 2013 season.
- According to NFL Gamebook Statistics, Bowman registered 154 tackles, the most in the NFL during the 2015 season. The 154 tackles was also a career-high after racking up 143 tackles in 2012 and 2013.

MOST TACKLES IN THE NFL (2015)

Player	Tackles
1. NaVorro Bowman, SF	154
2. D'Qwell Jackson, Ind.	150
3. Lavonte David, TB	147
4. Reshad Jones, Mia.	135
5. Paul Pussluszny, Jax.	133

*According to Gamebook Statistics

BOWMAN'S GOLDEN NUGGETS

- Signed a four-year extension through 2022 with the 49ers in August of 2016.
- Named the 49ers Ed Block Courage Award winner for the 2015 season. The award is presented each year to the player that exemplified a commitment to sportsmanship and courage.
- Participates in charitable events that support his hometown, the Bay Area, and also sponsors events for the Bayview Hunters Point YMCA.
- Established the "4th and Goal Foundation" in 2015, which aims to impact the lives of children throughout the San Francisco Bay Area.
- In 2013, traveled to Africa to participate in the Pros for Africa program, which partners with the Starkey Hearing Foundation to provide more than 4,100 customized hearing devices for those in need.
- Is a four-time First-Team All-Pro and three-time NFC Pro-Bowl selection who led the 49ers defense in tackles in 2011, 2012, 2013 and 2015.

BOWMAN'S GAME-BY-GAME

2016


Date	Opp	W/L	P/S	Tot	Sol	Ast	Sk	Yds	Int	Yds	PD	FF	FR	Yds
Sep 12	LA	W	1/1	11	8	3	0.0	0.0	1	0	1	0	0	0
Sep 18	at Car	L	1/1	11	8	3	0.0	0.0	0	0	1	0	0	0
Sep 25	at Sea	L	1/1	8	6	2	0.0	0.0	0	0	0	1	0	0
Oct 2	Dal	L	1/1	7	5	2	1.0	8.0	0	0	0	0	0	0
PLACED ON INJURED RESERVE (Achilles) ON 10/6														
TOTALS				4/4	37	27	1.0	8.0	1	0	2	1	0	0

2016 HIGHLIGHTS

- As a part of a 49ers defense that registered the first shutout in franchise history on opening day, recorded a team-high 11 tackles and the 4th INT of his career vs. LA (9/12), the first since 12/29/13 at Arz.
- Took down QB Dak Prescott for an 8-yd. loss vs. Dal. (10/2), his first sack of the season.

GOLDMINE

- Established the 4th & Goal Foundation,"which aims to impact the lives of children through the San Francisco Bay Area. Bowman's goal for his foundation is to build play zones around the Bay Area that will provide state-of-the-art playgrounds to low-income elementary schools so that their students will have a safe outdoor environment to increase social, emotional and cognitive skills as well as a space for increased physical activity. The first play zone will be installed in the summer of 2016 and the hope is to impact the lives of 10,000 children by the end of 2017. More information on the 4th & Goal Foundation is available at www.navorrob Bowman.org.



- Bowman hosted his 2nd Annual NaVorro Bowman Football Camp, a free youth camp for local children in his home community of Forestville, MD in June of 2015. He partnered with the District Height Boys and Girls Club, a group of which Bowman was a member while growing up.



- Bowman and other NFL Players joined the Wounded Warriors Amputee Softball Team (WWAST) for a game of softball at Bowie Baysox Stadium in Maryland to raise funds for Veterans Amputee Charities. This marked the third year of the event, but the first time NFL players participated. Bowman and former teammate DT Darnell Dockett served as team captains for the game that ended in a 14-14 tie.

- In June of 2015, Bowman hosted the inaugural "Celebrity Steak-Out", raising money for under-privileged youth in the community. "I wasn't too privileged growing up," Bowman said. "I had to scratch and claw and find things to do as a child.



And me being where I am today, I'm able to provide something, especially for kids who don't have as much as the next kid. So I really want to provide inner-city, low-income students in the Bay Area with a safe place to play."

- Bowman works with the Bayview Hunters Point YMCA and recently received an award for his efforts in the program. He has participated in numerous events, including a night of bowling to benefit children, and a toy drive during the holiday season.

- In 2013, Bowman traveled to Africa to participate in the Pros for Africa program, which partners with the Starkey Hearing Foundation to provide more than 4,100 customized hearing devices for those in need. NaVorro and other NFL players helped fit patients with hearing aids. "By giving hearing aids, we have blessed these people and put smiles on their faces. We were able to give them a whole new life."



- Bowman was born and raised just outside of Washington D.C. in a high-crime area. It was a tough environment to avoid, but sports became his outlet from the streets and drugs. "My parents had been with me since day one. Also, having a support system like my high school coach. He really let me know early on that I had something special and I shouldn't mess it up."
- Two important and influential people in Bowman's life abruptly passed away. His father passed away from a blood clot that reached his heart, while his high school coach died in a car accident before Penn State's bowl game in 2009. "Dealing with as much adversity as I have in a short period of time has made me the man I am today. It's made me stay on track and strive to do those things that will possibly help me be successful, not just on the football field, but off the field also."
- He earned his degree in criminal law and justice and one day would like to use that to help out his hometown. With all of the violence and drugs in District Heights, MD, he believes being from the area will help others listen to him. "That's one of the reasons I got into that field - to open doors and possibly be able to get into a young child's head from my neighborhood."

BOWMAN'S CAREER STATISTICS

YEAR	TEAM	GP	GS	TACKLES					INTERCEPTIONS					FUMBLES		
				TOT	SOL	AST	SACKS	YDS	INT	YDS	LG	TD	PD	FF	FR	YDS
2010	SF	16	1	35	22	13	0.0	0.0	0	0	—	0	0	0	0	0
2011	SF	16	16	173	81	92	2.0	11.0	0	0	—	0	8	0	3	0
2012	SF	16	16	183	93	90	2.0	9.0	1	11	11	0	6	1	0	0
2013	SF	16	16	192	118	74	5.0	45.0	2	93	89t	1	9	4	2	0
2014	SF	—	—	INJURED RESERVE (Knee)					—	—	—	—	—	—	—	—
2015	SF	16	16	150	124	26	2.5	18.5	0	0	—	0	2	1	0	0
2016	SF	4	4	37	27	10	1.0	8.0	1	0	0	0	2	1	0	0
TOTALS		84	69	770	465	305	12.5	91.5	4	104	89t	1	27	7	5	0

PLAYOFFS

YEAR	TEAM	GP	GS	TACKLES					INTERCEPTIONS					FUMBLES		
				TOT	SOL	AST	SACKS	YDS	INT	YDS	LG	TD	PD	FF	FR	YDS
2011	SF	2	2	27	13	14	0.5	3.5	0	0	—	0	0	0	0	0
2012	SF	3	3	30	16	14	0.0	0.0	0	0	—	0	3	0	0	0
2013	SF	3	3	40	20	20	2.0	19.0	0	0	—	0	0	2	0	0
TOTALS		8	8	97	49	48	2.5	22.5	0	0	—	0	3	2	0	0

Additional Statistics:

Special Teams Tackles: Regular Season — 43: 2010 (26), 2011 (9), 2012 (6); 2013 (2); Postseason — 1: 2011 (1)

Milestones:

NFL Debut: vs. Sea. (9/12/10); **First Career Start:** vs. Arz. (1/2/11); **First FR:** at Phi. (10/2/11 — RB Ronnie Brown); **First FF:** at NE (12/16/12 — RB Shane Vereen); **First Sack:** at Sea. (12/24/11 — QB Tarvaris Jackson); **First INT:** at GB (9/9/12 — QB Aaron Rodgers); **First INT Return for a TD:** vs. Atl. (12/23/13 — QB Matt Ryan — 89 yds.)

BOWMAN'S CAREER HIGHS

Total Tackles: Regular Season — 19 at Sea. (12/23/12); Postseason — 15 at Sea. (1/19/14)

Solo: Regular Season — 13 at Chi. (12/6/15); Postseason — 9 at Sea. (1/19/14)

Assists: Regular Season — 11 at Det. (10/16/11); Postseason — 7 (3 times) Last at Car. (1/12/14)

Passes Defensed: Regular Season — 2 (3 times) Last vs. Ind. (9/22/13); Postseason — 2 vs. GB (1/12/13)

Fumble Recoveries: 1 (5 times) Last at Arz. (12/29/13)

Forced Fumbles: 1 (7 times) Last at Sea. (9/25/16); Postseason — 1 (2 times) Last at Sea. (1/19/14)

Sacks: Regular Season — 2.0 at StL (9/26/13); Postseason — 1.0 (2 times) Last at Sea. (1/19/14)

Interceptions: 1 (4 times) Last vs. LA (9/12/16)

Interception Yards: 89 vs. Atl. (12/23/13)

Long Interception Return: 89t vs. Atl. (12/23/13)

Interception Returns For TD: 1 vs. Atl. (12/23/13)

BOWMAN'S TRANSACTIONS

Originally a 3rd-round (91st overall) draft choice by SF in 2010...Signed a five-year contract extension through 2018 on 11/27/12...Placed on the Reserve/Physically Unable To Perform List on 8/25/14...Activated from the Reserve/Physically Unable to Perform List on 12/9/14...Placed on the Injured Reserve List on 12/13/14...Signed a four-year extension with SF through 2022 on 8/3/16...Placed on the Injured Reserve List on 10/6/16.

2015

- Started all 16 games for the fourth time in his career and led the team with 150 tackles while adding 2.5 sacks, 2 PDs and 1 FF.
- Registered a career-high 13 solo tackles at Chi. (12/6).
- Recorded 12 tackles and 0.5 sack at Det. (12/27), giving him 2.5 sacks on the season.
- Forced a Rams RB Tre Mason fumble on the first series of the game vs. StL (1/3/16), his first FF of the season and 6th of his career.

2014

- Was placed on the Reserve/Physically Unable to Perform List on 8/25 where he spent the entire season before being placed on the Injured Reserve List on 12/13.

2013

- Started all 16 games and registered career highs in tackles (192), sacks (5.0), INTs (2) and PDs (9).
- Recorded 9 tackles, 2.0 sacks, 1 FF and 1 PD at StL (9/26), marking the first multi-sack game of his career. Was part of a defense that held the Rams offense to only 18 yds. rushing on 19 carries, the 7th fewest rushing yds. allowed in a single game in franchise history.
- Late in the 4th qtr. vs. Atl. (12/23), Bowman intercepted Falcons QB Matt Ryan and returned it 89 yds. for a TD to seal the victory in the final regular season game at Candlestick Park. It marked the longest INT return by a LB in franchise history.
- Bowman picked off QB Carson Palmer at Arz. (12/29), marking his second INT of the season. He notched his 4th FF of the season, stripping the ball from former Cardinals RB Rashard Mendenhall. He also recovered the loose ball, marking his 2nd FR of the season. Bowman was just the 2nd player in the NFL that season to register 1 INT, 1 FF and 1 FR in the same game [Ind. LB Jerrell Freeman vs. KC (12/22/13)]. To top off a career game, he notched his 5th sack of the season, bringing down Palmer in the 4th qtr. He became the first 49er since LB John Johnson to record 1.0 sack, 1 FF, 1 FR and 1 INT all in the same game (10/31/93 - vs. LAN).
- In the month of December, Bowman notched 3.0 sacks, 2 INTs, 1 INT returned for a TD, 2 FFs and 1 FR, earning him Defensive Player of the Month honors. No other player in the NFL was able to accomplish that over the course of the entire 2013 season.
- Bowman tallied his 2nd sack of the postseason as he brought down QB Russell Wilson at Sea. (1/19/14 - NFC-C). Bowman also registered a new single-game postseason career high with 15 tackles and added 1 FF.

2012

- Started all 16 games and led the team in total tackles with a then career-high 183 (93 solo, 90 assists).
- Led the team in total tackles in each of the first 4 games of the season with 11 at GB (9/9), 14 vs. Det. (9/16), tied a then career high with 17 at Min. (9/23) and tallied 12 at NYJ (9/30).
- Recorded his first career INT at GB (9/9), picking off QB Aaron Rodgers in the 4th qtr.
- Bowman and the 49ers defense held Arz. (10/29) to just 7 yds. rushing, tying the fewest rushing yds. the 49ers have allowed in a single game in franchise history [7 at NO (10/1/72)], and the lowest rushing output allowed in any game during the entire 2012 NFL season.
- Led the team in tackles for 4 consecutive weeks [15 vs. StL (11/11), 15 vs. Chi. (11/19), 12 at NO (11/25), 13 at StL (12/2)].

2011

- Started all 16 games for the first time in his career and led the team with 173 tackles. He hit double-figures in tackles 11 times, recovered 3 fumbles and posted 2.0 sacks.
- Registered first career FR in 2nd qtr. at Phi. (10/2) when the 49ers defense was faced with a 3rd down at their own 1-yd. line.
- Recorded his first career sack at Sea. (12/24), taking down QB Tarvaris Jackson for a 4-yd. loss.
- Took down QB Kellen Clemens for a 7-yd. loss in the 4th qtr. when the Rams were threatening to even the score with 2:46 remaining at StL (1/1/12). Bowman notched a sack in back-to-back games (12/24 at Sea.) for the first time in his career. Posted a team-high 11 tackles and posted 1 PD.

2010

- Appeared in 16 games (1 start) and ranked 3rd in the NFL with 20 special teams tackles according to NFL Gamebook statistics.
- In his first career start in place of LB Patrick Willis (hand), led the team with 15 tackles vs. Arz. (1/2/11).

COLLEGE

Played in 33 games (21 starts) and totaled 215 tackles, 8.0 sacks, 36 TFLs, 3 FFs, 3 FRs and 3 INTs in his career. Also returned 1 INT and 1 FR for TDs. Earned Second-Team All-America honors from *The NFL Draft Report*, *The Sporting News*, CBS Sports, Phil Steele's College Football, Rivals.com and *Sports Illustrated*, while garnering AP third-team honors as a junior. Started 11 games and was named First-Team All-Big Ten after registering 93 tackles, 17 TFLs, 3.0 sacks, 2 INTs and 2 FRs, in 2009. All-Big Ten Conference First-Team selection as he led the team in tackles (106), ranked 2nd in TFLs (16.5) and t-3rd in sacks (4.0) in 2008. Added 2 FFs, 1 FR and 1 INT in his sophomore season. As a redshirt freshman, appeared in 9 contests and tallied 16 tackles and blocked a field goal attempt.

PERSONAL

- Starred at Suitland (Forestville, MD) HS, where he was selected as the Maryland Defensive POY, first-team all-state, *Washington Post* First-Team All-Metro and first-team all-conference after registering 165 tackles, 9.0 sacks and 3 FRs, while also rushing for 1,200 yds. and 22 TDs.
- Has three children, a son, NaVorro Jr., and two daughters, Stoni and Cali.
- Born NaVorro R. Bowman (5/28/88) in District Heights, MD.
- Graduated in 3 years with a degree in criminal law and justice.

INJURY REPORT

- 2013:** Left late in the game at Sea. (1/19/14 - NFC-C) with a knee injury.
- 2014:** Placed on the Reserve/Physically Unable to Perform List on 8/25 with a knee injury. Placed on the Injured Reserve List on 12/13.
- 2016:** Placed on the Injured Reserve List on 10/6 with an achilles injury.

BOWMAN'S GAME-BY-GAME

2010

Date	Opp	W/L	P/S	Tot	Sol	Ast	Sk	Yds	Int	Yds	PD	FF	FR	Yds
Sep 12	at Sea	L	1/0	0	0	0	0.0	0.0	0	0	0	0	0	0
Sep 20	NO	L	1/0	6	2	4	0.0	0.0	0	0	0	0	0	0
Sep 26	at KC	L	1/0	4	3	1	0.0	0.0	0	0	0	0	0	0
Oct 3	at Atl	L	1/0	1	1	0	0.0	0.0	0	0	0	0	0	0
Oct 10	Phi	L	1/0	1	1	0	0.0	0.0	0	0	0	0	0	0
Oct 17	Oak	W	1/0	0	0	0	0.0	0.0	0	0	0	0	0	0
Oct 24	at Car	L	1/0	3	2	1	0.0	0.0	0	0	0	0	0	0
Oct 31	Den	W	1/0	2	2	0	0.0	0.0	0	0	0	0	0	0
Nov 14	StL	W	1/0	2	2	0	0.0	0.0	0	0	0	0	0	0
Nov 21	TB	L	1/0	0	0	0	0.0	0.0	0	0	0	0	0	0
Nov 29	at Arz	W	1/0	0	0	0	0.0	0.0	0	0	0	0	0	0
Dec 5	at GB	L	1/0	0	0	0	0.0	0.0	0	0	0	0	0	0
Dec 12	Sea	W	1/0	0	0	0	0.0	0.0	0	0	0	0	0	0
Dec 16	at SD	L	1/0	1	1	0	0.0	0.0	0	0	0	0	0	0
Dec 26	at StL	L	1/0	0	0	0	0.0	0.0	0	0	0	0	0	0
Jan 2	Arz	W	1/1	15	8	7	0.0	0.0	0	0	0	0	0	0
TOTALS			16/1	35	22	13	0.0	0.0	0	0	0	0	0	0

2011

Date	Opp	W/L	P/S	Tot	Sol	Ast	Sk	Yds	Int	Yds	PD	FF	FR	Yds
Sep 11	Sea	W	1/1	10	2	8	0.0	0.0	0	0	0	0	0	0
Sep 18	Dal	L	1/1	12	4	8	0.0	0.0	0	0	1	0	0	0
Sep 25	at Cin	W	1/1	13	7	6	0.0	0.0	0	0	0	0	0	0
Oct 2	at Phi	W	1/1	6	5	1	0.0	0.0	0	0	1	0	1	0
Oct 9	TB	W	1/1	10	4	6	0.0	0.0	0	0	0	0	0	0
Oct 16	at Det	W	1/1	17	6	11	0.0	0.0	0	0	1	0	0	0
Oct 30	Cle	W	1/1	10	7	3	0.0	0.0	0	0	1	0	0	0
Nov 6	at Was	W	1/1	9	7	2	0.0	0.0	0	0	2	0	1	0
Nov 13	NYG	W	1/1	17	8	9	0.0	0.0	0	0	0	0	0	0
Nov 20	Arz	W	1/1	5	3	2	0.0	0.0	0	0	1	0	1	0
Nov 24	at Bal	L	1/1	12	4	8	0.0	0.0	0	0	0	0	0	0
Dec 4	StL	W	1/1	7	4	3	0.0	0.0	0	0	0	0	0	0
Dec 11	at Arz	L	1/1	7	2	5	0.0	0.0	0	0	0	0	0	0
Dec 19	Pit	W	1/1	14	5	9	0.0	0.0	0	0	0	0	0	0
Dec 24	at Sea	W	1/1	13	7	6	1.0	4.0	0	0	0	0	0	0
Jan 1	at StL	W	1/1	11	6	5	1.0	7.0	0	0	1	0	0	0
TOTALS			16/16	173	81	92	2.0	11.0	0	0	8	0	3	0

2011 Postseason

Date	Opp	W/L	P/S	Tot	Sol	Ast	Sk	Yds	Int	Yds	PD	FF	FR	Yds
Jan 14	NO	W	1/1	14	7	7	0.0	0.0	0	0	0	0	0	0
Jan 22	NYG	L	1/1	13	6	7	0.5	3.5	0	0	0	0	0	0
TOTALS			2/2	27	13	14	0.5	3.5	0	0	0	0	0	0

2012

Date	Opp	W/L	P/S	Tot	Sol	Ast	Sk	Yds	Int	Yds	PD	FF	FR	Yds
Sep 9	at GB	W	1/1	11	7	4	0.0	0.0	1	11	2	0	0	0
Sep 16	Det	W	1/1	14	7	7	0.0	0.0	0	0	1	0	0	0
Sep 23	at Min	L	1/1	17	8	9	0.0	0.0	0	0	0	0	0	0
Sep 30	at NYJ	W	1/1	12	3	8	0.0	0.0	0	0	1	0	0	0
Oct 7	Buf	W	1/1	4	3	1	0.0	0.0	0	0	1	0	0	0
Oct 14	NYG	L	1/1	14	6	8	0.0	0.0	0	0	0	0	0	0
Oct 18	Sea	W	1/1	14	6	8	1.0	0.0	0	0	0	0	0	0
Oct 29	at Arz	W	1/1	1	1	0	1.0	9.0	0	0	0	0	0	0
Nov 11	StL	T	1/1	15	6	9	0.0	0.0	0	0	0	0	0	0
Nov 19	Chi	W	1/1	15	10	5	0.0	0.0	0	0	0	0	0	0
Nov 25	at NO	W	1/1	12	6	6	0.0	0.0	0	0	0	0	0	0
Dec 2	at StL	L	1/1	13	8	5	0.0	0.0	0	0	0	0	0	0
Dec 9	Mia	W	1/1	8	4	4	0.0	0.0	0	0	0	0	0	0
Dec 16	at NE	W	1/1	11	6	5	0.0	0.0	0	0	0	1	0	0
Dec 23	at Sea	L	1/1	19	9	10	0.0	0.0	0	0	0	0	0	0
Dec 30	Arz	W	1/1	3	2	1	0.0	0.0	0	0	1	0	0	0
TOTALS			16/16	183	93	90	2.0	9.0	1	11	6	1	0	0

2012 Postseason

Date	Opp	W/L	P/S	Tot	Sol	Ast	Sk	Yds	Int	Yds	PD	FF	FR	Yds
Jan 12	GB	W	1/1	9	4	5	0.0	0.0	0	0	2	0	0	0
Jan 20	at Atl	W	1/1	10	4	6	0.0	0.0	0	0	1	0	0	0
Feb 3	Bal	L	1/1	11	8	3	0.0	0.0	0	0	0	0	0	0
TOTALS			3/3	30	16	14	0.0	0.0	0	0	3	0	0	0

2013

Date	Opp	W/L	P/S	Tot	Sol	Ast	Sk	Yds	Int	Yds	PD	FF	FR	Yds
Sep 8	GB	W	1/1	13	7	6	0.0	0.0	0	0	1	1	0	0
Sep 15	at Sea	L	1/1	15	6	9	0.0	0.0	0	0	0	0	0	0
Sep 22	Ind	L	1/1	16	10	6	0.0	0.0	0	0	2	0	0	0
Sep 26	at StL	W	1/1	9	6	3	2.0	21.0	0	0	1	1	0	0
Oct 6	Hou	W	1/1	12	10	2	0.0	0.0	0	0	0	0	0	0
Oct 13	Arz	W	1/1	10	7	3	0.0	0.0	0	0	0	0	1	0
Oct 20	at Ten	W	1/1	8	5	3	0.0	0.0	0	0	1	0	0	0
Oct 27	at Jax	W	1/1	14	7	7	0.0	0.0	0	0	1	0	0	0
Nov 10	Car	L	1/1	13	7	6	0.0	0.0	0	0	0	0	0	0
Nov 17	at NO	L	1/1	16	11	5	0.0	0.0	0	0	0	0	0	0
Nov 25	at Was	W	1/1	10	7	3	0.0	0.0	0	0	0	0	0	0
Dec 1	StL	W	1/1	11	8	3	1.0	4.0	0	0	0	0	0	0
Dec 8	Sea	W	1/1	13	7	6	1.0	12.0	0	0	0	1	0	0
Dec 15	at TB	W	1/1	7	3	4	0.0	0.0	0	0	1	0	0	0
Dec 23	Atl	W	1/1	16	10	6	0.0	0.0	1	89t	1	0	0	0
Dec 29	at Arz	W	1/1	9	7	2	1.0	8.0	1	4	1	1	1	0
TOTALS			16/16	192	118	74	5.0	45.0	2	93	9	4	2	0

2013 Postseason

Date	Opp	W/L	P/S	Tot	Sol	Ast	Sk	Yds	Int	Yds	PD	FF	FR	Yds
Jan 5	at GB	W	1/1	11	4	7	0.0	0.0	0	0	0	1	0	0
Jan 12	at Car	W	1/1	14	7	7	1.0	8.0	0	0	0	0	0	0
Jan 19	at Sea	L	1/1	15	9	6	1.0	11.0	0	0	0	1	0	0
TOTALS			3/3	40	20	20	2.0	19.0	0	0	0	2	0	0

BOWMAN'S GAME-BY-GAME

2014														2015															
Date	Opp	W/L	P/S	Tot	Sol	Ast	Sk	Yds	Int	Yds	PD	FF	FR	Yds	Date	Opp	W/L	P/S	Tot	Sol	Ast	Sk	Yds	Int	Yds	PD	FF	FR	Yds
Sep 7	at Dal	W	—	—	RESERVE/PUP				—	—	—	—	—	—	Sep 14	Min	W	1/1	8	8	0	1.0	6.0	0	0	0	0	0	0
Sep 14	Chi	L	—	—	RESERVE/PUP				—	—	—	—	—	—	Sep 20	at Pit	L	1/1	3	3	0	0.0	0.0	0	0	0	0	0	0
Sep 21	at Arz	L	—	—	RESERVE/PUP				—	—	—	—	—	—	Sep 27	at Arz	L	1/1	8	6	2	0.0	0.0	0	0	0	0	0	0
Sep 28	Phi	W	—	—	RESERVE/PUP				—	—	—	—	—	—	Oct 4	GB	L	1/1	12	9	3	0.0	0.0	0	0	0	0	0	0
Oct 5	KC	W	—	—	RESERVE/PUP				—	—	—	—	—	—	Oct 11	at NYG	L	1/1	15	11	4	0.0	0.0	0	0	0	0	0	0
Oct 13	at StL	W	—	—	RESERVE/PUP				—	—	—	—	—	—	Oct 18	Bal	W	1/1	13	11	2	0.0	0.0	0	0	0	0	0	0
Oct 19	at Den	L	—	—	RESERVE/PUP				—	—	—	—	—	—	Oct 22	Sea	L	1/1	9	7	2	0.0	0.0	0	0	0	0	0	0
Nov 2	StL	L	—	—	RESERVE/PUP				—	—	—	—	—	—	Nov 1	at StL	L	1/1	10	8	2	0.0	0.0	0	0	0	0	0	0
Nov 9	at NO	W	—	—	RESERVE/PUP				—	—	—	—	—	—	Nov 8	Atl	W	1/1	7	6	1	1.0	9.0	0	0	1	0	0	0
Nov 16	at NYG	W	—	—	RESERVE/PUP				—	—	—	—	—	—	Nov 22	at Sea	L	1/1	7	6	1	0.0	0.0	0	0	0	0	0	0
Nov 23	Was	W	—	—	RESERVE/PUP				—	—	—	—	—	—	Nov 29	Arz	L	1/1	7	6	1	0.0	0.0	0	0	1	0	0	0
Nov 27	Sea	L	—	—	RESERVE/PUP				—	—	—	—	—	—	Dec 6	at Chi	W	1/1	13	13	0	0.0	0.0	0	0	0	0	0	0
Dec 7	at Oak	L	—	—	RESERVE/PUP				—	—	—	—	—	—	Dec 13	at Cle	L	1/1	7	6	1	0.0	0.0	0	0	0	0	0	0
PLACED ON INJURED RESERVE (Knee) ON 12/13														Dec 20	Cin	L	1/1	10	9	1	0.0	0.0	0	0	0	0	0	0	0
TOTALS			0/0	0	0	0	0.0	0.0	0	0	0	0	0	0	Dec 27	at Det	L	1/1	12	11	1	0.5	3.5	0	0	0	0	0	0
														Jan 3	StL	W	1/1	9	4	5	0.0	0.0	0	0	0	1	0	0	
														TOTALS				16/16	150	124	26	2.5	18.5	0	0	2	1	0	0



CARL BRADFORD

45

POSITION LB

HEIGHT 6-1

WEIGHT 248

COLLEGE ARIZONA STATE

BORN 7.15.92 // NORCO, CA // NORCO HS, NORCO, CA
2ND YEAR // ACQUIRED WAI. IN '16 - GB

2016 HIGHLIGHTS

- Part of a 49ers defense that allowed 177 net yds. (99 rush, 78 pass) at LA (12/24), the fewest given up by the 49ers defense in a single game since 11/19/12 vs. Chi. (143; 85 rush, 58 pass).

GOLDMINE

- An active member in the community during his time with the Packers, Bradford participated in the PALS Program-Packers Play 60 Night at the Bellin Health Performance Center, helped build a playground in Clintonville, WI, as part of the NFL Hometown Huddle initiative and spoke to and signed autographs for kids at Denmark (WI) Elementary. In 2016, he participated in the Jordy Nelson Charity Softball game which benefited Young Life, an organization for middle, high school and college students that pairs them with adults focused on the things that matter most to kids - fun, adventure and friendship.

BRADFORD'S GOLDEN NUGGETS

- Originally a 4th-round draft pick by Green Bay in 2014, appeared in 4 games for the Packers in 2016.
- Attended Arizona State where he was First-Team All-Pac-12 in 2013 after recording a team-high 8.5 sacks and 19 TFLs.

BRADFORD'S GAME-BY-GAME

2016 (Green Bay/San Francisco)

Date	Opp	W/L	P/S	Tot	Sol	Ast	Sk	Yds	Int	Yds	PD	FF	FR	Yds
WITH GREEN BAY														
Sep 11	at Jax	W	-						-	-	-	-	-	-
Sep 18	at Min	L	-						-	-	-	-	-	-
Sep 25	Det	W	-						-	-	-	-	-	-
Oct 9	NYG	W	-						-	-	-	-	-	-
Oct 16	Dal	L	-						-	-	-	-	-	-
Oct 20	Chi	W	-						-	-	-	-	-	-
Oct 30	at Atl	L	-						-	-	-	-	-	-
Nov 6	Ind	L	-						-	-	-	-	-	-
Nov 13	at Ten	L	-						-	-	-	-	-	-
PROMOTED TO GB ACTIVE ROSTER ON 11/19														
Nov 20	at Was	L	1/0	0	0	0	0.0	0.0	0	0	0	0	0	0
Nov 28	at Phi	W	1/0	2	1	1	0.0	0.0	0	0	0	0	0	0
Dec 4	Hou	W	1/0	0	0	0	0.0	0.0	0	0	0	0	0	0
Dec 11	Sea	W	1/0	0	0	0	0.0	0.0	0	0	0	0	0	0
WAIVED BY GB ON 12/17														
CLAIMED OFF WAIVERS BY SF ON 12/19														
Dec 24	at LA	W	1/0	0	0	0	0.0	0.0	0	0	0	0	0	0
Jan 1	Sea													
TOTALS			5/0	2	1	1	0.0	0.0	0	0	0	0	0	0

Special Teams Tackles: 2

BRADFORD'S CAREER STATISTICS

TACKLES									INTERCEPTIONS					FUMBLES		
YEAR	TEAM	GP	GS	TOT	SOL	AST	SACKS	YDS	INT	YDS	LG	TD	PD	FF	FR	YDS
2014	GB	0	0	0	0	0	0.0	0.0	0	0	—	0	0	0	0	0
2015	GB	—	—	—	—	PRACTICE SQUAD			—	—	—	—	—	—	—	—
2016	GB/SF	5	0	2	1	1	0.0	0.0	0	0	—	0	0	0	0	0
TOTALS		5	0	2	1	1	0.0	0.0	0	0	—	0	0	0	0	0

POSTSEASON

YEAR	TEAM	GP	GS	TACKLES					INTERCEPTIONS					FUMBLES		
				TOT	SOL	AST	SACKS	YDS	INT	YDS	LG	TD	PD	FF	FR	YDS
2014	GB	0	0	0	0	0	0.0	0.0	0	0	—	0	0	0	0	0
TOTALS		0	0	0	0	0	0.0	0.0	0	0	—	0	0	0	0	0

Additional Statistics:

Special Teams Tackles — 2: 2016 (2)

Milestones:

NFL Debut: at Was. (11/20/16)

BRADFORD'S CAREER HIGHS

Total Tackles: 2 at Phi. (11/28/16)

Assists: 1 at Phi. (11/28/16)

Solo: 1 at Phi. (11/28/16)

BRADFORD'S TRANSACTIONS

Originally a 4th-round (121st overall) draft choice by GB in 2014...Waived by GB on 9/5/15...Signed to GB practice squad on 9/8/15...Signed by GB on 1/18/16...Waived by GB on 9/3/16...Signed to GB practice squad on 9/4/16...Promoted to GB active roster on 11/19/16...Waived by GB on 12/17/16...Claimed off waivers by SF on 12/19/16.

2015 (GREEN BAY)

- Spent the entire season on the Packers practice squad.

2014 (GREEN BAY)

- Was inactive for all 16 regular season games and both postseason games with the Packers during his rookie season.

BRADFORD'S GAME-BY-GAME

2014 (Green Bay)

Date	Opp	W/L	P/S	Tot	Sol	Ast	Sk	Yds	Int	Yds	PD	FF	FR	Yds
Sep 4	at Sea	L	—	—	—	—	INACTIVE	—	—	—	—	—	—	—
Sep 14	NYJ	W	—	—	—	—	INACTIVE	—	—	—	—	—	—	—
Sep 21	at Det	L	—	—	—	—	INACTIVE	—	—	—	—	—	—	—
Sep 28	at Chi	W	—	—	—	—	INACTIVE	—	—	—	—	—	—	—
Oct 2	Min	W	—	—	—	—	INACTIVE	—	—	—	—	—	—	—
Oct 12	at Mia	W	—	—	—	—	INACTIVE	—	—	—	—	—	—	—
Oct 19	Car	W	—	—	—	—	INACTIVE	—	—	—	—	—	—	—
Oct 26	at NO	L	—	—	—	—	INACTIVE	—	—	—	—	—	—	—
Nov 9	Chi	W	—	—	—	—	INACTIVE	—	—	—	—	—	—	—
Nov 16	Phi	W	—	—	—	—	INACTIVE	—	—	—	—	—	—	—
Nov 23	at Min	W	—	—	—	—	INACTIVE	—	—	—	—	—	—	—
Nov 30	NE	W	—	—	—	—	INACTIVE	—	—	—	—	—	—	—
Dec 8	Atl	W	—	—	—	—	INACTIVE	—	—	—	—	—	—	—
Dec 14	at Buf	L	—	—	—	—	INACTIVE	—	—	—	—	—	—	—
Dec 21	at TB	W	—	—	—	—	INACTIVE	—	—	—	—	—	—	—
Dec 28	Det	W	—	—	—	—	INACTIVE	—	—	—	—	—	—	—
TOTALS			0/0	0	0	0	0.0	0.0	0	0	0	0	0	0

2014 Postseason (Green Bay)

Date	Opp	W/L	P/S	Tot	Sol	Ast	Sk	Yds	Int	Yds	PD	FF	FR	Yds
Jan 11	Dal	W	—	—	—	—	INACTIVE	—	—	—	—	—	—	—
Jan 18	at Sea	L	—	—	—	—	INACTIVE	—	—	—	—	—	—	—
TOTALS			0/0	0	0	0	0.0	0.0	0	0	0	0	0	0

COLLEGE

Appeared 40 games (28 starts) during his three seasons at Arizona State and recorded 154 tackles, 44 TFLs, 21.5 sacks, 2 INTs, 10 PDs, 6 FFs and 2 FRs. Started all 14 games as a junior and earned First-Team All-Pac-12 recognition at defensive end after registering 61 tackles, 19 TFLs, 8.5 sacks, 3 FFs, 1 INT that he returned for a TD and 5 PDs. Won the Curley Culp Outstanding Defensive Line-man Award at the Sun Devils end of season team. Started all 13 games in 2012 and earned Honorable Mention All-Pac-12 recognition at linebacker after recording 81 tackles, 21.5 TFLs and 11.5 sacks. Appeared in all 13 games (1 start) as a redshirt freshman and registered 12 tackles, 3.5 TFLs and 1.5 sacks. Redshirted as a true freshman in 2010.

PERSONAL

- Majored in criminal justice at Arizona State.
- Attended Norco (CA) High School and registered 153 atts. for 1,093 yds. and 18 TDs and 13 receipts. for 396 yds. and 4 TDs as a fullback during his two-year varsity career.
- Also lettered twice in track at Norco HS, participating in the high jump, long jump, 100 meters, 200 meters and 4x100- meter relay team.
- Born Carl Thomas Bradford (7/15/92) in Norco, CA.



TRAMAINÉ BROCK

26

POSITION CB | HEIGHT 5-10 | WEIGHT 197 | COLLEGE BELHAVEN

BORN 8.20.88 // LONG BEACH, MS // LONG BEACH SENIOR HS, LONG BEACH, MS
7TH YEAR // ACQUIRED FA IN '10

AWARDS & HONORS

2013: *USA Today* All-Joe Team, NFC Defensive Player of the Week (Week 5)

2016 HIGHLIGHTS

- Registered 6 tackles, 1 PD and his first career FF at Buf. (10/16), knocking the ball loose from Bills RB LeSean McCoy.
- Recorded his 1st INT of the season, 11th of his career, and was part of a 49ers defense that allowed 177 net yds. (99 rush, 78 pass) at LA (12/24), the fewest given up by the 49ers defense in a single game since 11/19/12 vs. Chi. (143; 85 rush, 58 pass).

GOLDMINE

- In February of 2011, Belhaven retired Brock's jersey for his accomplishments on both the collegiate and professional levels. He is the only player in the history of the school's program to have played in the NFL.



- Brock's path to the NFL was not an easy one by any means. From the small country town of Gulfport, MS, he traveled 30 miles north to Mississippi Gulf Coast Community College in Perkinston, MS, where he spent two seasons before transferring to the University of Minnesota. Why would a southern boy decide on Minnesota? "I wanted to see what a big city felt like," Brock said. After one year, he transferred back down south to Belhaven University in Jackson, MS, a small Christian NAIA school.

BROCK'S GOLDEN NUGGETS

- Is the first player in Belhaven University's history to play in the NFL. The University also retired his jersey in 2011.
- Had a variety of part-time jobs growing up in Gulfport, MS. He worked at Sparkle Car Cleaning, a Krispy Kreme shop and a Sonic fast food restaurant.

BROCK'S GAME-BY-GAME

2016

Date	Opp	W/L	P/S	Tot	Sol	Ast	Sk	Yds	Int	Yds	PD	FF	FR	Yds	
Sep 12	LA	W	1/1	3	2	1	0.0	0.0	0	0	1	0	0	0	
Sep 18	at Car	L	1/1	4	4	0	0.0	0.0	0	0	1	0	0	0	
Sep 25	at Sea	L	1/1	3	2	1	0.0	0.0	0	0	0	0	0	0	
Oct 2	Dal	L	1/1	3	2	1	0.0	0.0	0	0	0	0	0	0	
Oct 6	Arz	L	1/1	6	2	4	0.0	0.0	0	0	3	0	0	0	
Oct 16	at Buf	L	1/1	6	6	0	0.0	0.0	0	0	1	1	0	0	
Oct 23	TB	L	1/1	5	5	0	0.0	0.0	0	0	1	0	0	0	
Nov 6	NO	L	1/1	5	5	0	0.0	0.0	0	0	2	0	0	0	
Nov 13	at Arz	L	1/1	6	4	2	0.0	0.0	0	0	1	0	0	0	
Nov 20	NE	L	1/1	2	2	0	0.0	0.0	0	0	0	0	0	0	
Nov 27	at Mia	L	1/1	7	5	2	0.0	0.0	0	0	1	0	0	0	
Dec 4	at Chi	L	1/1	3	3	0	0.0	0.0	0	0	0	0	0	0	
Dec 11	NYJ	L	1/1	7	4	3	0.0	0.0	0	0	0	0	0	0	
Dec 18	at Atl	L	1/1	3	2	1	0.0	0.0	0	0	1	0	0	0	
Dec 24	at LA	W	1/1	1	0	1	0.0	0.0	1	39	1	0	0	0	
Jan 1	Sea														
TOTALS				15/15	64	48	16	0.0	0.0	1	39	13	1	0	0

GOLDMINE (CONTINUED)

- Brock's passion for sports was developed at an early age and he would like to remain in athletics either as a coach or personal trainer after his playing career is through. "I want to teach people what I know and watch them perform and compete," Brock said. His father encouraged him to join a football league in elementary school, and he also played basketball and ran track for his school's team.

BROCK'S CAREER STATISTICS

YEAR	TEAM	GP	GS	TACKLES					YDS	INTERCEPTIONS					PD	FUMBLES		
				TOT	SOL	AST	SACKS	INT		YDS	LG	TD	FF	FR		YDS		
2010	SF	3	0	3	3	0	0.0	0.0	0	0	—	0	0	0	0	0	0	
2011	SF	11	0	5	5	0	0.0	0.0	2	18	18	0	4	0	0	0	0	
2012	SF	16	0	3	2	1	0.0	0.0	0	0	—	0	1	0	0	0	0	
2013	SF	16	7	44	36	8	0.0	0.0	5	82	41	1	15	0	0	0	0	
2014	SF	3	2	9	7	2	0.0	0.0	0	0	—	0	0	0	0	0	0	
2015	SF	15	15	63	50	13	0.0	0.0	3	26	26	0	11	0	0	0	0	
2016	SF	15	15	64	48	16	0.0	0.0	1	39	39	0	13	1	0	0	0	
TOTALS		79	39	191	151	40	0.0	0.0	11	165	41	1	44	1	0	0	0	

PLAYOFFS

YEAR	TEAM	GP	GS	TACKLES					SACKS	YDS	INTERCEPTIONS					PD	FUMBLES		
				TOT	SOL	AST	INT	YDS			LG	TD	FF	FR	YDS				
2011	SF	2	0	5	4	1	0.0	0.0	0	0	—	0	0	0	0	0	0		
2012	SF	3	0	3	3	0	0.0	0.0	0	0	—	0	0	0	0	0	0		
2013	SF	3	3	13	11	2	0.0	0.0	0	0	—	0	0	0	0	0	0		
TOTALS		8	3	21	18	3	0.0	0.0	0	0	—	0	0	0	0	0	0		

Additional Statistics:

Special Teams Tackles: Regular Season – 22: 2010 (3); 2011 (2); 2012 (15); 2013 (2); Postseason – 2: 2011 (1); 2012 (1)

Special Teams Forced Fumbles – 1: 2012 (1)

Milestones:

NFL Debut: vs. Den. (10/31/10); **First Start:** vs. Hou. (10/6/13); **First INT:** vs. Sea. (9/11/11 – QB Tarvaris Jackson); **First INT Return for a TD:** vs. Hou. (10/6/13 – QB Matt Schaub – 18 yds.); **First FF:** at Buf. (10/16/16 – RB LeSean McCoy)

BROCK'S CAREER HIGHS

Total Tackles: Regular Season – 10 at NYG (10/11/15); Postseason – 6 at Sea. (1/19/14)

Solo: Regular Season – 7 at NYG (10/11/15); Postseason – 5 at Sea. (1/19/14)

Assists: 4 vs. Arz. (10/6/16)

Passes Defensed: 3 vs. Arz. (10/6/16)

Interceptions: 2 vs. Hou. (10/6/13)

Interception Yards: 41 vs. Car. (11/10/13)

Long Interception Return: 41 vs. Car. (11/10/13)

Interception Returns for TD: 1 vs. Hou. (10/6/13)

Forced Fumbles: 1 at Buf. (10/16/16)

BROCK'S TRANSACTIONS

Originally signed as an undrafted rookie FA by SF on 4/26/10...Waived by SF on 9/14/10...Signed to SF practice squad on 9/15/10...Promoted to SF active roster on 9/20/10...Waived by SF on 10/12/10...Signed to SF practice squad on 10/14/10...Promoted to SF active roster on 10/27/10...Re-signed a one-year contract as exclusive rights free agent on 4/20/12...Was tendered a one-year contract by SF on 3/7/13...Re-signed one-year contract on 4/15/13...Signed a four-year contract extension on 11/22/13.

2015

- Started a career-high 15 games and totaled a career-high 63 tackles, 3 INTs and 11 PDs.
- Recorded a career-high 10 total tackles and 1 INT at NYG (10/11), picking off Giants QB Eli Manning.
- Registered 1 INT and 1 PD vs. Sea. (10/22), intercepting Seahawks QB Russell Wilson in the end zone for his 3rd INT of the season and 10th of his career.

2014

- Saw action in 3 games (2 starts) [at Dal. (9/7), at Den. (10/19) and at NO (11/9)], finishing the season with 9 tackles.

2013

- Appeared in 16 games (7 starts) and finished the regular season with a career-high 5 INTs, ranking t-5th in the NFL and a career-best 15 PDs.
- In his first career start, Brock registered 4 tackles, 2 PDs and his first-career multi-INT game, picking off Texans QB Matt Schaub. It marked the first multi-INT game by a 49ers player since 1/1/12 (CB Tarell Brown - 2 INTs at StL) vs. Hou. (10/6). His performance earned him NFC Defensive Player of the Week for week 5. Brock picked off Texans QB Matt Schaub and returned it 18 yds. for a TD on the third play of the game, marking his first career pick-six and 3rd career INT. It is the first INT returned for a TD by the 49ers since 11/25/12 [S Donte Whitner (42-yd. return) and LB Ahmad Brooks (50-yd. return) at NO]. Brock notched his second INT of the day in the 2nd qtr., picking off Schaub and returning it 13 yds. The INT led to a 2-yd. TD run by RB Anthony Dixon.
- Registered his 4th INT of the season vs. Car. (11/10). It was the 6th of his career, picking off Panthers QB Cam Newton and returning it for a career-long 41 yds.

2012

- Appeared in all 16 games for the first time in his career and finished the season tied for the team lead with 15 special teams tackles (FB Bruce Miller - 15).
- Forced a fumble on Rams RB Isaiah Pead on a KR late in the 4th qtr. that the 49ers recovered vs. StL (11/11), marking his first career special teams FF.

2011

- Saw action in 11 games and recorded 2 INTs and 4 PDs.
- Registered his first career INT vs. Sea. (9/11 - QB Tarvaris Jackson), leaping into the air on a hail mary pass to end the first half.
- With an INT vs. Dal. (9/18), Brock became the first 49er to register an INT in consecutive games (9/11 vs. Sea.) since CB Dre' Bly (12/20/09 at Phi. and 12/27/09 vs. Det.).

2010

- Appeared in 3 games and saw extended action at defensive back in the season finale vs. Arz. (1/2/11), posting 3 tackles.

COLLEGE

Played at one of the nation's top junior college programs, Mississippi Gulf Coast, helping the Bulldogs to a perfect 12-0 record and a share of the NJCAA National Championship as a sophomore. Totaled 72 tackles, 7 INTs and 2 FFs in 17 games at MGC. Spent his junior season at Minnesota, totaling 73 tackles, 6 PDs, 1 INT, 3 FFs and 1 FR, before transferring to Belhaven. In 11 games as a senior at Belhaven, posted 51 tackles, 13.5 TFLs, 2.5 sacks, 6 INTs, 10 PDs and 1 FR, while also returning 29 kicks for 505 yds.

PERSONAL

- Attended Long Beach (MS) Senior HS.
- Had plenty of part-time jobs growing up in Gulfport, MS. He worked at Sparkle Car Cleaning, a Krispy Kreme shop and a Sonic fast food restaurant.
- Son of Marsha Gardner.
- Born Tramaine Brock (8/20/88) in Gulfport, MS.

INJURY REPORT

- 2011:** Inactive vs. TB (10/9), at Det. (10/16) and vs. Cle. (10/30) with a hand injury.
- 2014:** Inactive 5 games [vs. Chi. (9/14), at Arz. (9/21), vs. Phi. (9/28), vs. StL (11/2) and at NYG (11/16)] with a toe injury. Was Inactive vs. Was. (11/23), vs. Sea. (11/27), at Oak. (12/7), at Sea. (12/14), vs. SD (12/20) and vs. Arz. (12/28) with a hamstring injury.
- 2015:** Inactive vs. Atl. (11/8) with a shin injury.

BROCK'S GAME-BY-GAME

2010

Date	Opp	W/L	P/S	Tot	Sol	Ast	Sk	Yds	Int	Yds	PD	FF	FR	Yds
Sep 12	at Sea	L	—	—	—	—	INACTIVE	—	—	—	—	—	—	—
Sep 20	NO	L	—	—	—	—	INACTIVE	—	—	—	—	—	—	—
Sep 26	at KC	L	—	—	—	—	INACTIVE	—	—	—	—	—	—	—
Oct 3	at Atl	L	—	—	—	—	INACTIVE	—	—	—	—	—	—	—
Oct 10	Phi	L	—	—	—	—	INACTIVE	—	—	—	—	—	—	—
Oct 17	Oak	W	—	—	—	—	PRACTICE SQUAD	—	—	—	—	—	—	—
Oct 24	at Car	L	—	—	—	—	PRACTICE SQUAD	—	—	—	—	—	—	—
Oct 31	Den	W	1/0	0	0	0	0.0	0.0	0	0	0	0	0	0
Nov 14	StL	W	—	—	—	—	INACTIVE	—	—	—	—	—	—	—
Nov 21	TB	L	—	—	—	—	INACTIVE	—	—	—	—	—	—	—
Nov 29	at Arz	W	—	—	—	—	INACTIVE	—	—	—	—	—	—	—
Dec 5	at GB	L	1/0	0	0	0	0.0	0.0	0	0	0	0	0	0
Dec 12	Sea	W	—	—	—	—	INACTIVE	—	—	—	—	—	—	—
Dec 16	at SD	L	—	—	—	—	INACTIVE	—	—	—	—	—	—	—
Dec 26	at StL	L	—	—	—	—	INACTIVE	—	—	—	—	—	—	—
Jan 2	Arz	W	1/0	3	3	0	0.0	0.0	0	0	0	0	0	0
TOTALS			3/0	3	3	0	0.0	0.0	0	0	0	0	0	0

2011

Date	Opp	W/L	P/S	Tot	Sol	Ast	Sk	Yds	Int	Yds	PD	FF	FR	Yds
Sep 11	Sea	W	1/0	1	1	0	0.0	0.0	1	0	1	0	0	0
Sep 18	Dal	L	1/0	4	4	0	0.0	0.0	1	18	1	0	0	0
Sep 25	at Cin	W	1/0	0	0	0	0.0	0.0	0	0	0	0	0	0
Oct 2	at Phi	W	1/0	0	0	0	0.0	0.0	0	0	0	0	0	0
Oct 9	TB	W	—	—	—	—	INACTIVE (Hand)	—	—	—	—	—	—	—
Oct 16	at Det	W	—	—	—	—	INACTIVE (Hand)	—	—	—	—	—	—	—
Oct 30	Cle	W	—	—	—	—	INACTIVE (Hand)	—	—	—	—	—	—	—
Nov 6	at Was	W	1/0	0	0	0	0.0	0.0	0	0	0	0	0	0
Nov 13	NYG	W	1/0	0	0	0	0.0	0.0	0	0	0	0	0	0
Nov 20	Arz	W	1/0	0	0	0	0.0	0.0	0	0	0	0	0	0
Nov 24	at Bal	L	1/0	0	0	0	0.0	0.0	0	0	0	0	0	0
Dec 4	StL	W	1/0	0	0	0	0.0	0.0	0	0	0	0	0	0
Dec 11	at Arz	L	1/0	0	0	0	0.0	0.0	0	0	0	0	0	0
Dec 19	Pit	W	—	—	—	—	INACTIVE	—	—	—	—	—	—	—
Dec 24	at Sea	W	—	—	—	—	INACTIVE	—	—	—	—	—	—	—
Jan 1	at StL	W	1/0	0	0	0	0.0	0.0	0	0	2	0	0	0
TOTALS			11/0	5	5	0	0.0	0.0	2	18	4	0	0	0

2011 Postseason

Date	Opp	W/L	P/S	Tot	Sol	Ast	Sk	Yds	Int	Yds	PD	FF	FR	Yds
Jan 14	vs NO	W	1/0	0	0	0	0.0	0.0	0	0	0	0	0	0
Jan 22	vs. NYG	L	1/0	5	4	1	0.0	0.0	0	0	0	0	0	0
TOTALS			2/0	5	4	1	0.0	0.0	0	0	0	0	0	0

2012

Date	Opp	W/L	P/S	Tot	Sol	Ast	Sk	Yds	Int	Yds	PD	FF	FR	Yds
Sep 9	at GB	W	1/0	0	0	0	0.0	0.0	0	0	0	0	0	0
Sep 16	Det	W	1/0	0	0	0	0.0	0.0	0	0	0	0	0	0
Sep 23	at Min	L	1/0	0	0	0	0.0	0.0	0	0	0	0	0	0
Sep 30	at NYJ	W	1/0	0	0	0	0.0	0.0	0	0	0	0	0	0
Oct 7	Buf	W	1/0	1	1	0	0.0	0.0	0	0	0	0	0	0
Oct 14	vs NYG	L	1/0	0	0	0	0.0	0.0	0	0	0	0	0	0
Oct 18	Sea	W	1/0	0	0	0	0.0	0.0	0	0	0	0	0	0
Oct 29	at Arz	W	1/0	0	0	0	0.0	0.0	0	0	0	0	0	0
Nov 11	StL	T	1/0	0	0	0	0.0	0.0	0	0	0	0	0	0
Nov 19	Chi	W	1/0	0	0	0	0.0	0.0	0	0	0	0	0	0
Nov 25	at NO	W	1/0	0	0	0	0.0	0.0	0	0	0	0	0	0
Dec 2	at StL	L	1/0	0	0	0	0.0	0.0	0	0	0	0	0	0
Dec 9	Mia	W	1/0	0	0	0	0.0	0.0	0	0	0	0	0	0
Dec 16	at NE	W	1/0	0	0	0	0.0	0.0	0	0	0	0	0	0
Dec 23	at Sea	L	1/0	1	0	1	0.0	0.0	0	0	0	0	0	0
Dec 30	Arz	W	1/0	1	1	0	0.0	0.0	0	0	1	0	0	0
TOTALS			16/0	3	2	1	0.0	0.0	0	0	1	0	0	0

2012 Postseason

Date	Opp	W/L	P/S	Tot	Sol	Ast	Sk	Yds	Int	Yds	PD	FF	FR	Yds
Jan 12	GB	W	1/0	3	3	0	0.0	0.0	0	0	0	0	0	0
Jan 20	at Atl	W	1/0	0	0	0	0.0	0.0	0	0	0	0	0	0
Feb 3	Bal	L	1/0	0	0	0	0.0	0.0	0	0	0	0	0	0
TOTALS			3/0	3	3	0	0.0	0.0	0	0	0	0	0	0

2013

Date	Opp	W/L	P/S	Tot	Sol	Ast	Sk	Yds	Int	Yds	PD	FF	FR	Yds
Sep 8	GB	W	1/0	0	0	0	0.0	0.0	0	0	0	0	0	0
Sep 15	at Sea	L	1/0	1	0	1	0.0	0.0	0	0	0	0	0	0
Sep 22	Ind	L	1/0	0	0	0	0.0	0.0	0	0	0	0	0	0
Sep 26	at StL	W	1/0	3	3	0	0.0	0.0	0	0	2	0	0	0
Oct 6	Hou	W	1/1	4	2	2	0.0	0.0	2	31	2	0	0	0
Oct 13	Arz	W	1/0	4	4	0	0.0	0.0	0	0	0	0	0	0
Oct 20	at Ten	W	1/0	2	2	0	0.0	0.0	1	10	2	0	0	0
Oct 27	at Jax	W	1/0	6	6	0	0.0	0.0	0	0	1	0	0	0
Nov 10	Car	L	1/0	2	2	0	0.0	0.0	1	41	1	0	0	0
Nov 17	at NO	L	1/0	1	1	0	0.0	0.0	0	0	1	0	0	0
Nov 25	at Was	W	1/1	4	3	1	0.0	0.0	0	0	0	0	0	0
Dec 1	StL	W	1/1	1	1	0	0.0	0.0	0	0	1	0	0	0
Dec 8	Sea	W	1/1	2	1	1	0.0	0.0	0	0	1	0	0	0
Dec 15	at TB	W	1/1	4	4	0	0.0	0.0	0	0	1	0	0	0
Dec 23	Atl	W	1/1	6	3	3	0.0	0.0	1	0	2	0	0	0
Dec 29	at Arz	W	1/1	4	4	0	0.0	0.0	0	0	1	0	0	0
TOTALS			16/7	44	36	8	0.0	0.0	5	82	15	0	0	0

2013 Postseason

Date	Opp	W/L	P/S	Tot	Sol	Ast	Sk	Yds	Int	Yds	PD	FF	FR	Yds
Jan 5	at GB	W	1/1	3	3	0	0.0	0.0	0	0	0	0	0	0
Jan 12	at Car	W	1/1	4	3	1	0.0	0.0	0	0	0	0	0	0
Jan 19	at Sea	L	1/1	6	5	1	0.0	0.0	0	0	0	0	0	0
TOTALS			3/3	13	11	2	0.0	0.0	0	0	0	0	0	0

BROCK'S GAME-BY-GAME

2014														2015															
Date	Opp	W/L	P/S	Tot	Sol	Ast	Sk	Yds	Int	Yds	PD	FF	FR	Yds	Date	Opp	W/L	P/S	Tot	Sol	Ast	Sk	Yds	Int	Yds	PD	FF	FR	Yds
Sep 7	at Dal	W	1/1	3	2	1	0.0	0.0	0	0	0	0	0	0	Sep 14	Min	W	1/1	4	3	1	0.0	0.0	1	26	2	0	0	0
Sep 14	Chi	L	—	—	INACTIVE (Toe)				—	—	—	—	—	—	Sep 20	at Pit	L	1/1	4	3	1	0.0	0.0	0	0	0	0	0	0
Sep 21	at Arz	L	—	—	INACTIVE (Toe)				—	—	—	—	—	—	Sep 27	at Arz	L	1/1	8	6	2	0.0	0.0	0	0	0	0	0	0
Sep 28	Phi	W	—	—	INACTIVE (Toe)				—	—	—	—	—	—	Oct 4	GB	L	1/1	2	2	0	0.0	0.0	0	0	0	0	0	0
Oct 5	KC	W	—	—	INACTIVE (Toe)				—	—	—	—	—	—	Oct 11	at NYG	L	1/1	10	7	3	0.0	0.0	1	0	1	0	0	0
Oct 13	at StL	W	—	—	INACTIVE (Toe)				—	—	—	—	—	—	Oct 18	Bal	W	1/1	6	5	1	0.0	0.0	0	0	2	0	0	0
Oct 19	at Den	L	1/1	5	4	1	0.0	0.0	0	0	0	0	0	0	Oct 22	Sea	L	1/1	5	3	2	0.0	0.0	1	0	1	0	0	0
Nov 2	StL	L	—	—	INACTIVE (Toe)				—	—	—	—	—	—	Nov 1	at StL	L	1/1	4	3	1	0.0	0.0	0	0	1	0	0	0
Nov 9	at NO	W	1/0	1	1	0	0.0	0.0	0	0	0	0	0	0	Nov 8	Atl	W	—	INACTIVE (Shin)				—	—	—	—	—	—	—
Nov 16	at NYG	W	—	—	INACTIVE (Toe)				—	—	—	—	—	—	Nov 22	at Sea	L	1/1	7	6	1	0.0	0.0	0	0	0	0	0	0
Nov 23	Was	W	—	—	INACTIVE (Hamstring)				—	—	—	—	—	—	Nov 29	Arz	L	1/1	5	5	0	0.0	0.0	0	0	1	0	0	0
Nov 27	Sea	L	—	—	INACTIVE (Hamstring)				—	—	—	—	—	—	Dec 6	at Chi	W	1/1	4	4	0	0.0	0.0	0	0	2	0	0	0
Dec 7	at Oak	L	—	—	INACTIVE (Hamstring)				—	—	—	—	—	—	Dec 13	at Cle	L	1/1	0	0	0	0.0	0.0	0	0	0	0	0	0
Dec 14	at Sea	L	—	—	INACTIVE (Hamstring)				—	—	—	—	—	—	Dec 20	Cin	L	1/1	0	0	0	0.0	0.0	0	0	0	0	0	0
Dec 20	SD	L	—	—	INACTIVE (Hamstring)				—	—	—	—	—	—	Dec 27	at Det	L	1/1	2	2	0	0.0	0.0	0	0	1	0	0	0
Dec 28	Arz	W	—	—	INACTIVE (Hamstring)				—	—	—	—	—	—	Jan 3	StL	W	1/1	2	1	1	0.0	0.0	0	0	0	0	0	0
TOTALS		3/2		9	7	2	0.0	0.0	0	0	0	0	0	0	TOTALS		15/15		63	50	13	0.0	0.0	3	26	11	0	0	0



AHMAD BROOKS

55

POSITION **LB** | HEIGHT **6-3** | WEIGHT **259** | COLLEGE **VIRGINIA**

BORN **3.14.84** // **WOODBIDGE, VA** // **C.D. HYLTON HS, WOODBRIDGE, VA**
11TH YEAR // **ACQUIRED WAI. IN '08 - CIN.**

AWARDS & HONORS:

- 2012:** AP Second-Team All-Pro, First-Team All-Pro by *Sports Illustrated's* Peter King, NFC Pro Bowl
- 2013:** AP Second-Team All-Pro, Pro Bowl, PFWA All-NFC Team



CAREER HIGHLIGHTS

- Is one of five players to record 5.0-or-more sacks in each of the past eight seasons (2009-16) [Cliff Avril (Det./Sea.); Clay Matthews (GB); Julius Peppers (Car./Chi./GB); Cameron Wake (Mia.)].
- His 51.5 sacks as a member of the 49ers (2008-16) is the second most in franchise history by a linebacker [LB Charles Haley - 66.5 sacks], since sacks became an official statistic in 1982.
- Registered a career-high 8.5 sacks in 2013.
- Set the 49ers record for most FFs by a LB in a single-season with 5 in 2009. The 5 FFs ranked t-2nd among all NFL LBs that year.
- Ranks t-2nd in team postseason history with 6.5 sacks.

MOST SACKS, FRANCHISE HISTORY

Player	Sacks
1. Bryant Young	89.5
2. Charles Haley	66.5
3. Ahmad Brooks	51.5
4. Dana Stubblefield	46.5
5. Dwaine Board	45.0

2016 HIGHLIGHTS

- As a part of a 49ers defense that registered the first shutout in franchise history on opening day, recorded 1.0 sack vs. LA (9/12).
- Registered 1.0 sack and 2 PDs at Sea. (9/25), giving him 47.5 sacks in his career as a 49er and breaking a tie with DT Dana Stubblefield for third on the franchise's all-time sack list.
- Recorded 5 tackles and 1.0 sack vs. NE (11/20), taking down Patriots QB Tom Brady for a 7-yd. loss.
- Notched 3 tackles and 0.5 sack at Mia. (11/27), combining with LB Nick Bellore to take down QB Ryan Tannehill for a 13-yd. loss.
- Registered 1.0 sack at Chi. (12/4), marking the third time in his career he has recorded at least a half sack in three consecutive games and the first time since 2013 [2.0 sacks vs. Car. (11/10/13); 1.0 sack at NO (11/17/13); 2.0 sacks vs. Was. (11/25/13)].
- Recorded his 6th sack of the year and was part of a 49ers defense that allowed 177 net yds. (99 rush, 78 pass) at LA (12/24), the fewest given up by the 49ers defense in a single game since 11/19/12 vs. Chi. (143; 85 rush, 58 pass).

BROOKS' GOLDEN NUGGETS

- Ranks t-2nd in 49ers postseason history with 6.5 sacks.
- Has recorded 5.0-or-more sacks in eight consecutive seasons. His 51.5 sacks as a member of the 49ers ranks second in franchise history among linebackers.
- His father, Perry, played 92 games with the Washington Redskins from 1978-84.
- Originally entered the NFL as a supplemental draft pick in 2006 by Cincinnati.
- In 2004, while at the University of Virginia, was one of three finalists for the Butkus Award, given annually to the nation's top linebacker.
- Hosted his first youth football camp in June of 2014. His USA Football FUNdamentals clinic for area youth ages 6-17 in Woodbridge, VA introduced football by teaching basic skills in a fun and energetic environment.

BROOKS' GAME-BY-GAME

2016

Date	Opp	W/L	P/S	Tot	Sol	Ast	Sk	Yds	Int	Yds	PD	FF	FR	Yds
Sep 12	LA	W	1/1	4	3	1	1.0	6.0	0	0	0	0	0	0
Sep 18	at Car	L	1/1	3	3	0	0.0	0.0	0	0	1	0	0	0
Sep 25	at Sea	L	1/1	5	4	1	1.0	6.0	0	0	2	0	0	0
Oct 2	Dal	L	1/1	4	2	2	0.0	0.0	0	0	0	0	0	0
Oct 6	Arz	L	1/1	0	0	0	0.0	0.0	0	0	0	0	0	0
Oct 16	at Buf	L	1/1	6	4	2	0.0	0.0	0	0	0	0	0	0
Oct 23	TB	L	1/1	6	3	3	0.5	0.5	0	0	0	0	0	0
Nov 6	NO	L	1/1	4	3	1	0.0	0.0	0	0	0	0	0	0
Nov 13	at Arz	L	1/1	7	5	2	0.0	0.0	0	0	0	0	0	0
Nov 20	NE	L	1/1	5	3	2	1.0	7.0	0	0	0	0	0	0
Nov 27	at Mia	L	1/1	3	2	1	0.5	6.5	0	0	0	0	0	0
Dec 4	at Chi	L	1/1	7	2	5	1.0	8.0	0	0	0	0	0	0
Dec 11	NYJ	L	1/1	5	2	3	0.0	0.0	0	0	0	0	0	0
Dec 18	at Atl	L	1/1	5	5	0	0.0	0.0	0	0	0	1	0	0
Dec 24	at LA	W	1/1	7	5	2	1.0	2.0	0	0	1	0	0	0
Jan 1	Sea													
TOTALS				15/15	71	46	25	6.0 36.0	0	0	4	1	0	0


GOLDMINE

- Hosted his first youth football camp in June of 2014. His USA Football FUNdamentals clinic for area youth ages 6-17 in Woodbridge, VA, introduced football by teaching basic skills in a fun and energetic environment with other 49ers teammates joining Brooks in Virginia for the event.



GOLDMINE (CONTINUED)

- His wife, April, is an author, who recently released her first book titled "The Amazing Adventures of Anaiah & Her Angel: Anaiah Meets Gabby". For more information, click [here](#).
- Brooks was originally a 3rd-round selection in the 2006 supplemental draft by the Cincinnati Bengals. In 2008, the 49ers claimed the linebacker off of waivers, where he worked his way into a full-time starting role by 2011.



- Brooks is no stranger to the NFL. His father, Perry Brooks, played in 92 games at DT for the Washington Redskins from 1978-84. Perry ran a barber shop since Ahmad was a freshman in college, which was left to his family after he passed away.
- In 2013, Brooks returned to Woodbridge, VA, where he attended high school at C.D. Hylton High School, and was inducted into their Hall of Fame.

BROOKS' CAREER STATISTICS

YEAR	TEAM	GP	GS	TACKLES					YDS	INTERCEPTIONS					FUMBLES		
				TOT	SOL	AST	SACKS			INT	YDS	LG	TD	PD	FF	FR	YDS
2006	CIN	11	5	46	29	17	1.0		6.0	0	0	—	0	2	0	0	0
2007	CIN	2	2	8	6	2	1.0		7.0	0	0	—	0	0	1	0	0
2008	SF	0	0	0	0	0	0.0		0.0	0	0	—	0	0	0	0	0
2009	SF	14	0	23	18	5	6.0		33.0	0	0	—	0	2	5	0	0
2010	SF	15	1	33	27	6	5.0		33.0	1	32	32	0	2	0	0	0
2011	SF	16	16	59	41	18	7.0		44.0	0	0	—	0	3	1	0	0
2012	SF	16	16	74	50	24	6.5		49.5	1	50	50t	1	6	2	0	0
2013	SF	16	16	74	60	14	8.5		72.5	1	22	22	0	7	1	1	0
2014	SF	13	13	42	30	12	6.0		21.0	0	0	—	0	3	1	1	0
2015	SF	14	14	58	34	24	6.5		36.5	0	0	—	0	1	0	1	8
2016	SF	15	15	71	46	25	6.0		36.0	0	0	—	0	4	1	0	0
TOTALS		132	98	488	341	147	53.5		338.5	3	104	50t	1	30	12	3	8

PLAYOFFS

YEAR	TEAM	GP	GS	TACKLES					YDS	INTERCEPTIONS					FUMBLES		
				TOT	SOL	AST	SACKS			INT	YDS	LG	TD	PD	FF	FR	YDS
2011	SF	2	2	9	4	5	1.0		7.0	0	0	—	0	1	0	0	0
2012	SF	3	3	11	8	3	1.0		8.0	0	0	—	0	2	0	0	0
2013	SF	3	3	25	18	7	4.5		21.0	0	0	—	0	0	1	0	0
TOTALS		8	8	45	30	15	6.5		36.0	0	0	—	0	3	1	0	0

Additional Statistics:

Special Teams Tackles – 9: 2010 (9)

Blocked Extra Point – 1: 2016 (1)

Milestones:

NFL Debut: at Pit. (9/24/06); **First Start:** at TB (10/15/06); **First Sack:** vs. Car. (10/22/06 – QB Jake Delhomme); **First FF:** vs. Bal. (9/10/07 – QB Steve McNair); **First FR:** at NO (11/17/13 – own recovery); **First INT:** vs. Arz. (1/2/11 – QB John Skelton); **First INT Returned for a TD:** at NO (11/25/12 – QB Drew Brees – 50-yds.); **Multi-Sack Games:** 7, Last vs. Sea. (10/22/15 – 2.0; QB Russell Wilson)

BROOKS' CAREER HIGHS

Total Tackles: 14 at TB (10/15/06); Postseason – 11 at Car. (1/12/14)
Solo: 10 at TB (10/15/06); Postseason – 8 (2 times) Last at Car. (1/12/14)
Assists: 5 (3 times) Last at Chi. (12/4/16); Postseason – 4 vs. NYG (1/22/12)
Interception: 1 (3 times) Last at NO (11/17/13)
Interception Returns For TD: 1 at NO (11/17/13)

Sacks: Regular Season – 3.0 vs. Arz. (12/14/09); Postseason – 2.5 at Car. (1/12/14)
Passes Defensed: 3 vs. StL (11/11/12); Postseason – 2 at Atl. (1/20/13)
Forced Fumbles: 2 (2 times) Last vs. Det. (12/27/09); Postseason – 1 at GB (1/5/14)
Fumble Recoveries: 1 (3 times) Last at Cle. (12/13/15)

BROOKS' TRANSACTIONS

Originally a 3rd-round selection in the 2006 supplemental draft by Cin. on 7/13/06...Waived by Cin. on 8/30/08...Claimed off waivers by SF on 8/31/08...Waived by SF on 11/29/08...Signed by SF on 12/2/08...Re-signed with SF as a restricted free agent on a two-year contract on 4/2/10...Signed a six-year contract extension through 2017 on 2/28/12.

2015 (SAN FRANCISCO)

- Started 14 games and finished t-1st on the team with 6.5 sacks.
- Registered 2.0 sacks vs. Sea. (10/22), bringing down Seahawks QB Russell Wilson twice for his sixth career game with 2.0-or-more sacks.
- Registered 1.5 sacks at Det. (12/27), his 10th career game with 1.5-or-more sacks.

2014 (SAN FRANCISCO)

- Started all 13 games he appeared in and registered 42 tackles and 6.0 sacks.
- Registered 2.0 sacks of Rams QB Austin Davis at StL (10/13). It marked his first multi-sack game since registering 2.0 sacks at Was. (11/25/13).
- Sacked Saints QB Drew Brees in OT at NO (11/9), forcing a fumble. The loose ball was recovered by LB Chris Borland and led to a 35-yd. game-winning FG by K Phil Dawson on the next play.
- Recovered a fumble by Redskins QB Robert Griffin III with 59 seconds remaining to seal the victory vs. Was. (11/23).

2013 (SAN FRANCISCO)

- Started 16 games for the third consecutive season and recorded a career-high 8.5 sacks.
- Notched 9 tackles, 1.5 sacks and 1 PD at StL (9/26). Part of a defense that held the Rams offense to only 18 yds. rushing on 19 carries, the 7th best single-game defensive rushing performance in franchise history.
- Picked off Saints QB Drew Brees for his first INT of the season, and returned it 22 yds., setting up a TD pass from QB Colin Kaepernick to TE Vernon Davis. He also added 4 tackles, 1.0 sack, 1 FF, 1 FR and 1 PD at NO (11/17).
- Sacked QB Aaron Rodgers 2.0 times and registered 1 FF at GB (1/5/14 - NFC-W), giving him 4.0 career postseason sacks and his first career postseason FF. This marked Brooks' first multi-sack game in the postseason.
- Notched 2.5 sacks at Car. (1/12/14 - NFC-D), setting his postseason career-high. With 6.5 career postseason sacks, Brooks ranks t-2nd in franchise history for the most career postseason sacks. He also set a new personal postseason single-game high with 11 tackles.

MOST CAREER POSTSEASON SACKS IN FRANCHISE HISTORY

Player	Sacks
1. Charles Haley (LB)	7.0
2t. Ahmad Brooks (LB)	6.5
Dwaine Board (DE)	6.5
Tim Harris (LB)	6.5
5. Fred Dean (DE)	6.0

2012 (SAN FRANCISCO)

- Started all 16 games and registered 74 tackles with 6.5 sacks and 6 PDs.
- Brooks and the 49ers defense held Arz. (10/29) to just 7 yds. rushing, tying the fewest rushing yds. the 49ers have allowed in a single game in franchise history [7 at NO (10/1/72)], and the lowest rushing output allowed in any game during the entire 2012 NFL season.
- Picked off QB Drew Brees just before halftime at NO (11/25), and returned it 50 yds. for his first career TD. It marked Brooks' first INT of the season and second of his career. Brooks also added 1.5 sacks at NO.

2011 (SAN FRANCISCO)

- Started all 16 games for the first time in his career and tallied 59 tackles, 7.0 sacks and 3 PDs.
- Tallied his 5th sack of the season at Was. (11/6), which marked the first time he registered a sack in 3 consecutive games.

2010 (SAN FRANCISCO)

- Appeared in 15 games (1 start) and recorded 33 tackles with 5.0 sacks and 2 PDs.
- In his first start as a 49er, brought down QB Aaron Rodgers twice on the day at GB (12/5). It marked Brooks' first multi-sack game of the season and 2nd of his career [3.0 sacks vs. Arz. (12/14/09)].
- Brought down QB Richard Bartel on the final series of the game vs. Arz. (1/2/11) for his 5th sack of the season. Also registered his first career INT, picking off Cardinals QB John Skelton and returning it 32 yds. to the Cardinals 8-yd. line, setting up a 6-yd. TD run by RB Brian Westbrook.

2009 (SAN FRANCISCO)

- Appeared in 14 games, registering 23 tackles while notching 6.0 sacks and a career-high 5 FFs. Also added 8 special teams tackles.
- Set single-game career highs in sacks (3.0 - QB Kurt Warner) and FFs (2) vs. Arz. (12/14). It marked the first time a 49er registered 3 sacks in a game since DT Bryant Young at StL (9/16/07).

2008 (SAN FRANCISCO)

- Inactive for the first 13 games of the season before being waived (11/29) and re-signed (12/2) by SF. Was inactive for 3 more contests and did not play at Mia. (12/14).

2007 (CINCINNATI)

- Saw action in 2 games, totaling 8 tackles, 1.0 sack and 1 FF before suffering a season-ending groin injury in Week 2. Was inactive games 3-8 due to injury and was eventually placed on the Injured Reserve List on 11/7.

2006 (CINCINNATI)

- Appeared in 11 games (5 starts) and recorded 46 tackles and 1.0 sack.
- Led the team with 14 tackles at TB (10/15), followed by a team-leading 8 stops vs. Car. (10/22) to go along with his first career sack.

COLLEGE

Played 3 seasons at Virginia before entering the NFL following his junior season. Saw action in only 6 games in 2005, missing the remainder of the campaign due to injuries. Played in 12 games as a sophomore and earned All-America honors with a team-high 90 tackles, including 8 sacks. Led the team with 117 tackles as a freshman. Was one of three 2004 finalists for the Butkus Award.

PERSONAL

- Attended C.D. Hylton (Woodbridge, VA) HS, where he helped his team to state titles in 1999 and 2000, and the semi-finals in 2001.
- Named *USA Today's* National Defensive Player of the Year as a senior after posting 207 tackles. Also rushed for 848 yds. and 10 TDs, averaging 12.6 yds. per carry.
- Played at Hargrave (VA) Military Academy in 2002.
- His mom, Vergie, has worked at a medical laboratory for 20+ years and was the valedictorian of her high school. His father, Perry, was a defensive lineman for the Washington Redskins. He passed away during the 2010 offseason.
- Has a daughter, Natalia.
- Born Ahmad Brooks (3/14/84) in Fairfax, VA.

INJURY REPORT

- 2006:** Missed the first 2 games of the regular season [at KC (9/10) and vs. Cle. (9/17)] with a neck injury; Inactive at NO (11/19) with a groin injury.
- 2007:** Suffered a season-ending groin injury at Cle. (9/16) and was inactive for 6 weeks [at Sea. (9/23), vs. NE (10/1), at KC (10/14), vs. NYJ (10/21), vs. Pit. (10/28) and at Buf. (11/4)] before being placed on the Injured Reserve List on 11/7.
- 2009:** Inactive for the first 2 games of the regular season [at Arz. (9/13) and vs. Sea. (9/20)] with a knee injury suffered in training camp.
- 2010:** Missed the first game of the regular season, at Sea. (9/12) with a kidney injury sustained during training camp.
- 2014:** Inactive vs. SD (12/20) and vs. Arz. (12/28) with a thumb injury.
- 2015:** Inactive vs. Arz. (11/29) with a concussion.

BROOKS' GAME-BY-GAME

2006 (Cincinnati)

Date	Opp	W/L	P/S	Tot	Sol	Ast	Sk	Yds	Int	Yds	PD	FF	FR	Yds
Sep 10	at KC	W	—	—	—	—	—	—	—	—	—	—	—	—
Sep 17	Cle	W	—	—	—	—	—	—	—	—	—	—	—	—
Sep 24	at Pit	W	1/0	0	0	0	0.0	0.0	0	0	0	0	0	0
Oct 1	NE	L	1/0	3	3	0	0.0	0.0	0	0	0	0	0	0
Oct 15	at TB	L	1/1	14	10	4	0.0	0.0	0	0	1	0	0	0
Oct 22	Car	W	1/1	8	4	4	1.0	6.0	0	0	1	0	0	0
Oct 29	Atl	L	1/1	9	6	3	0.0	0.0	0	0	0	0	0	0
Nov 5	at Bal	L	1/1	6	3	3	0.0	0.0	0	0	0	0	0	0
Nov 12	SD	L	1/1	4	2	2	0.0	0.0	0	0	0	0	0	0
Nov 19	at NO	W	—	—	—	—	—	—	—	—	—	—	—	—
Nov 26	at Cle	W	1/0	1	1	0	0.0	0.0	0	0	0	0	0	0
Nov 30	Bal	W	1/0	0	0	0	0.0	0.0	0	0	0	0	0	0
Dec 10	Oak	W	—	—	—	—	—	—	—	—	—	—	—	—
Dec 18	at Ind	L	—	—	—	—	—	—	—	—	—	—	—	—
Dec 24	at Den	L	1/0	1	0	1	0.0	0.0	0	0	0	0	0	0
Dec 31	Pit	L	1/0	0	0	0	0.0	0.0	0	0	0	0	0	0
TOTALS			11/5	46	29	17	1.0	6.0	0	0	2	0	0	0

2007 (Cincinnati)

Date	Opp	W/L	P/S	Tot	Sol	Ast	Sk	Yds	Int	Yds	PD	FF	FR	Yds
Sep 10	Bal	W	1/1	8	6	2	1.0	7.0	0	0	0	1	0	0
Sep 16	at Cle	L	1/1	0	0	0	0.0	0.0	0	0	0	0	0	0
Sep 23	at Sea	L	—	—	—	—	—	—	—	—	—	—	—	—
Oct 1	NE	L	—	—	—	—	—	—	—	—	—	—	—	—
Oct 14	at KC	L	—	—	—	—	—	—	—	—	—	—	—	—
Oct 21	NYJ	W	—	—	—	—	—	—	—	—	—	—	—	—
Oct 28	Pit	L	—	—	—	—	—	—	—	—	—	—	—	—
Nov 4	at Buf	L	—	—	—	—	—	—	—	—	—	—	—	—
PLACED ON INJURED RESERVE (Groin) ON 11/7														
TOTALS			2/2	8	6	2	1.0	7.0	0	0	0	1	0	0

2008 (San Francisco)

Date	Opp	W/L	P/S	Tot	Sol	Ast	Sk	Yds	Int	Yds	PD	FF	FR	Yds
Sep 7	Arz	L	—	—	—	—	—	—	—	—	—	—	—	—
Sep 14	at Sea	W	—	—	—	—	—	—	—	—	—	—	—	—
Sep 21	Det	W	—	—	—	—	—	—	—	—	—	—	—	—
Sep 28	at NO	L	—	—	—	—	—	—	—	—	—	—	—	—
Oct 5	NE	L	—	—	—	—	—	—	—	—	—	—	—	—
Oct 12	Phi	L	—	—	—	—	—	—	—	—	—	—	—	—
Oct 19	at NYG	L	—	—	—	—	—	—	—	—	—	—	—	—
Oct 26	Sea	L	—	—	—	—	—	—	—	—	—	—	—	—
Nov 10	at Arz	L	—	—	—	—	—	—	—	—	—	—	—	—
Nov 16	StL	W	—	—	—	—	—	—	—	—	—	—	—	—
Nov 24	at Dal	L	—	—	—	—	—	—	—	—	—	—	—	—
Nov 31	at Buf	—	—	—	—	—	—	—	—	—	—	—	—	—
WAIVED ON 11/29 AND RE-SIGNED ON 12/2														
Dec 7	NYJ	W	—	—	—	—	—	—	—	—	—	—	—	—
Dec 14	at Mia	L	—	—	—	—	—	—	—	—	—	—	—	—
Dec 21	at StL	W	—	—	—	—	—	—	—	—	—	—	—	—
Dec 28	Was	W	—	—	—	—	—	—	—	—	—	—	—	—
TOTALS			0/0	0	0	0	0.0	0.0	0	0	0	0	0	0

2009 (San Francisco)

Date	Opp	W/L	P/S	Tot	Sol	Ast	Sk	Yds	Int	Yds	PD	FF	FR	Yds
Sep 13	at Arz	W	—	—	—	—	—	—	—	—	—	—	—	—
Sep 20	Sea	W	—	—	—	—	—	—	—	—	—	—	—	—
Sep 27	at Min	L	1/0	3	2	1	0.0	0.0	0	0	0	0	0	0
Oct 4	StL	W	1/0	2	1	1	0.0	0.0	0	0	0	0	0	0
Oct 11	Atl	L	1/0	1	1	0	0.0	0.0	0	0	0	0	0	0
Oct 25	at Hou	L	1/0	2	2	0	1.0	9.0	0	0	0	0	0	0
Nov 1	at Ind	L	1/0	0	0	0	0.0	0.0	0	0	0	0	0	0
Nov 8	Ten	L	1/0	0	0	0	0.0	0.0	0	0	0	0	0	0
Nov 12	Chi	W	1/0	2	1	1	0.0	0.0	0	0	1	0	0	0
Nov 22	at GB	L	1/0	1	0	1	0.0	0.0	0	0	0	0	0	0
Nov 29	Jax	W	1/0	1	1	0	0.0	0.0	0	0	0	0	0	0
Dec 6	at Sea	L	1/0	5	4	1	1.0	9.0	0	0	0	1	0	0
Dec 14	Arz	W	1/0	3	3	0	3.0	12.0	0	0	0	2	0	0
Dec 20	at Phi	L	1/0	0	0	0	0.0	0.0	0	0	1	0	0	0
Dec 27	Det	W	1/0	2	2	0	1.0	3.0	0	0	0	2	0	0
Jan 3	at StL	W	1/0	1	1	0	0.0	0.0	0	0	0	0	0	0
TOTALS			14/0	23	18	5	6.0	33.0	0	0	2	5	0	0

2010 (San Francisco)

Date	Opp	W/L	P/S	Tot	Sol	Ast	Sk	Yds	Int	Yds	PD	FF	FR	Yds
Sep 12	at Sea	L	—	—	—	—	—	—	—	—	—	—	—	—
Sep 20	NO	L	1/0	2	1	1	1.0	7.0	0	0	0	0	0	0
Sep 26	at KC	L	1/0	1	1	0	0.0	0.0	0	0	0	0	0	0
Oct 3	at Atl	L	1/0	3	3	0	0.0	0.0	0	0	0	0	0	0
Oct 10	Phi	L	1/0	0	0	0	0.0	0.0	0	0	1	0	0	0
Oct 17	Oak	W	1/0	2	2	0	0.0	0.0	0	0	0	0	0	0
Oct 24	at Car	L	1/0	4	3	1	0.0	0.0	0	0	0	0	0	0
Oct 31	Den	W	1/0	2	2	0	1.0	7.0	0	0	0	0	0	0
Nov 14	StL	W	1/0	1	1	0	0.0	0.0	0	0	0	0	0	0
Nov 21	TB	L	1/0	1	1	0	0.0	0.0	0	0	0	0	0	0
Nov 29	at Arz	W	1/0	1	1	0	0.0	0.0	0	0	0	0	0	0
Dec 5	at GB	L	1/1	5	4	1	2.0	13.0	0	0	0	0	0	0
Dec 12	Sea	W	1/0	1	0	1	0.0	0.0	0	0	0	0	0	0
Dec 16	at SD	L	1/0	2	2	0	0.0	0.0	0	0	0	0	0	0
Dec 26	at StL	L	1/0	3	2	1	0.0	0.0	0	0	0	0	0	0
Jan 2	Arz	W	1/0	5	4	1	1.0	6.0	1	32	1	0	0	0
TOTALS			15/1	33	27	6	5.0	33.0	1	32	2	0	0	0

2011 (San Francisco)

Date	Opp	W/L	P/S	Tot	Sol	Ast	Sk	Yds	Int	Yds	PD	FF	FR	Yds
Sep 11	Sea	W	1/1	5	2	3	0.0	0.0	0	0	1	0	0	0
Sep 18	Dal	L	1/1	3	3	0	0.0	0.0	0	0	1	0	0	0
Sep 25	at Cin	W	1/1	5	3	2	1.0	8.0	0	0	0	0	0	0
Oct 2	at Phi	W	1/1	5	3	2	0.0	0.0	0	0	1	0	0	0
Oct 9	TB	W	1/1	1	1	0	0.0	0.0	0	0	0	0	0	0
Oct 16	at Det	W	1/1	4	4	0	1.0	7.0	0	0	0	0	0	0
Oct 30	Cle	W	1/1	3	3	0	2.0	7.0	0	0	0	1	0	0
Nov 6	at Was	W	1/1	6	5	1	1.0	3.0	0	0	0	0	0	0
Nov 13	NYG	W	1/1	3	2	1	0.0	0.0	0	0	0	0	0	0
Nov 20	Arz	W	1/1	3	3	0	1.0	8.0	0	0	0	0	0	0
Nov 24	at Bal	L	1/1	3	2	1	0.0	0.0	0	0	0	0	0	0
Dec 4	StL	W	1/1	3	1	2	0.0	0.0	0	0	0	0	0	0
Dec 11	at Arz	L	1/1	2	2	0	0.0	0.0	0	0	0	0	0	0
Dec 19	Pit	W	1/1	9	4	5	0.0	0.0	0	0	0	0	0	0
Dec 24	at Sea	W	1/1	1	1	0	0.0	0.0	0	0	0	0	0	0
Jan 1	at StL	W	1/1	3	2	1	1.0	11.0	0	0	0	0	0	0
TOTALS			16/16	59	41	18	7.0	44.0	0	0	3	1	0	0

2011 Postseason (San Francisco)

Date	Opp	W/L	P/S	Tot	Sol	Ast	Sk	Yds	Int	Yds	PD	FF	FR	Yds
Jan 14	NO	W	1/1	4	3	1	1.0	7.0	0	0	1	0	0	0
Jan 22	NYG	L	1/1	5	1	4	0.0	0.0	0	0	0	0	0	0
TOTALS			2/2	9	4	5	1.0	7.0	0	0	1	0	0	0

BROOKS' GAME-BY-GAME

2012 (San Francisco)

Date	Opp	W/L	P/S	Tot	Sol	Ast	Sk	Yds	Int	Yds	PD	FF	FR	Yds
Sep 9	at GB	W	1/1	4	2	2	1.0	7.0	0	0	0	0	0	0
Sep 16	Det	W	1/1	2	1	1	0.0	0.0	0	0	1	0	0	0
Sep 23	at Min	L	1/1	10	9	1	0.0	0.0	0	0	0	1	0	0
Sep 30	at NYJ	W	1/1	3	2	1	1.0	6.0	0	0	0	0	0	0
Oct 7	Buf	W	1/1	3	2	1	1.0	11.0	0	0	0	0	0	0
Oct 14	NYG	L	1/1	3	1	2	0.0	0.0	0	0	0	0	0	0
Oct 18	Sea	W	1/1	3	3	0	0.0	0.0	0	0	0	0	0	0
Oct 29	at Arz	W	1/1	5	2	3	1.0	5.0	0	0	0	0	0	0
Nov 11	StL	T	1/1	8	6	2	0.0	0.0	0	0	3	1	0	0
Nov 19	Chi	W	1/1	4	3	1	0.0	0.0	0	0	0	0	0	0
Nov 25	at NO	W	1/1	9	5	4	1.5	11.5	1	50t	1	0	0	0
Dec 2	at StL	L	1/1	6	4	2	0.0	0.0	0	0	1	0	0	0
Dec 9	Mia	W	1/1	4	3	1	0.0	0.0	0	0	0	0	0	0
Dec 16	at NE	W	1/1	1	1	0	0.0	0.0	0	0	0	0	0	0
Dec 23	at Sea	L	1/1	6	3	3	0.0	0.0	0	0	0	0	0	0
Dec 30	Arz	W	1/1	3	3	0	1.0	9.0	0	0	0	0	0	0
TOTALS			16/16	74	50	24	6.5	49.5	1	50	6	2	0	0

2012 Postseason (San Francisco)

Date	Opp	W/L	P/S	Tot	Sol	Ast	Sk	Yds	Int	Yds	PD	FF	FR	Yds
Jan 12	GB	W	1/1	4	2	2	0.0	0.0	0	0	0	0	0	0
Jan 20	at Atl	W	1/1	1	0	1	0.0	0.0	0	0	2	0	0	0
Feb 3	Bal	L	1/1	6	6	0	1.0	8.0	0	0	0	0	0	0
TOTALS			3/3	11	8	3	1.0	8.0	0	0	2	0	0	0

2013 (San Francisco)

Date	Opp	W/L	P/S	Tot	Sol	Ast	Sk	Yds	Int	Yds	PD	FF	FR	Yds
Sep 8	GB	W	1/1	2	1	1	0.0	0.0	0	0	1	0	0	0
Sep 15	at Sea	L	1/1	12	9	3	1.0	8.0	0	0	0	0	0	0
Sep 22	Ind	L	1/1	8	8	0	0.0	0.0	0	0	0	0	0	0
Sep 26	at StL	W	1/1	9	7	2	1.5	2.5	0	0	1	0	0	0
Oct 6	Hou	W	1/1	2	2	0	0.0	0.0	0	0	0	0	0	0
Oct 13	Arz	W	1/1	2	2	0	0.0	0.0	0	0	0	0	0	0
Oct 20	at Ten	W	1/1	3	3	0	1.0	9.0	0	0	1	0	0	0
Oct 27	at Jax	W	1/1	4	3	1	0.0	0.0	0	0	0	0	0	0
Nov 10	Car	L	1/1	6	6	0	2.0	20.0	0	0	1	0	0	0
Nov 17	at NO	L	1/1	4	3	1	1.0	10.0	1	22	1	1	1	0
Nov 25	at Was	W	1/1	6	5	1	2.0	23.0	0	0	1	0	0	0
Dec 1	StL	W	1/1	0	0	0	0.0	0.0	0	0	0	0	0	0
Dec 8	Sea	W	1/1	7	5	2	0.0	0.0	0	0	1	0	0	0
Dec 15	at TB	W	1/1	3	2	1	0.0	0.0	0	0	0	0	0	0
Dec 23	Atl	W	1/1	3	1	2	0.0	0.0	0	0	0	0	0	0
Dec 29	at Arz	W	1/1	3	3	0	0.0	0.0	0	0	0	0	0	0
TOTALS			16/16	74	60	14	8.5	72.5	1	22	7	1	1	0

2013 Postseason (San Francisco)

Date	Opp	W/L	P/S	Tot	Sol	Ast	Sk	Yds	Int	Yds	PD	FF	FR	Yds
Jan 5	at GB	W	1/1	9	8	1	2.0	10.0	0	0	0	1	0	0
Jan 12	at Car	W	1/1	11	8	3	2.5	11.0	0	0	0	0	0	0
Jan 19	at Sea	L	1/1	5	2	3	0.0	0.0	0	0	0	0	0	0
TOTALS			3/3	25	18	7	4.5	21.0	0	0	0	1	0	0

2014 (San Francisco)

Date	Opp	W/L	P/S	Tot	Sol	Ast	Sk	Yds	Int	Yds	PD	FF	FR	Yds
Sep 7	at Dal	W	1/1	2	1	1	1.0	6.0	0	0	0	0	0	0
Sep 14	Chi	L	1/1	1	1	0	0.0	0.0	0	0	0	0	0	0
Sep 21	at Arz	L	1/1	4	3	1	0.0	0.0	0	0	0	0	0	0
Sep 28	Phi	W	1/1	1	1	0	0.0	0.0	0	0	0	0	0	0
Oct 5	KC	W	1/1	1	1	0	0.0	0.0	0	0	1	0	0	0
Oct 13	at StL	W	1/1	4	3	1	2.0	11.0	0	0	0	0	0	0
Oct 19	at Den	L	1/1	2	2	0	0.0	0.0	0	0	0	0	0	0
Nov 2	StL	L	1/1	1	1	0	0.0	0.0	0	0	0	0	0	0
Nov 9	at NO	W	1/1	8	4	4	1.0	0.0	0	0	0	1	0	0
Nov 16	at NYG	W	1/1	0	0	0	0.0	0.0	0	0	0	0	0	0
Nov 23	Was	W	1/1	8	4	4	0.0	0.0	0	0	1	0	1	0
Nov 27	Sea	L	1/1	6	5	1	1.0	1.0	0	0	1	0	0	0
Dec 7	at Oak	L	—	—	—	—	—	—	—	—	—	—	—	—
Dec 14	at Sea	L	1/1	4	4	0	1.0	3.0	0	0	0	0	0	0
Dec 20	SD	L	—	—	—	—	—	—	—	—	—	—	—	—
Dec 28	Arz	W	—	—	—	—	—	—	—	—	—	—	—	—
TOTALS			13/13	42	30	12	6.0	21.0	0	0	3	1	1	0

2015 (San Francisco)

Date	Opp	W/L	P/S	Tot	Sol	Ast	Sk	Yds	Int	Yds	PD	FF	FR	Yds
Sep 14	Min	W	1/1	3	2	1	0.0	0.0	0	0	0	0	0	0
Sep 20	at Pit	L	1/1	2	1	1	0.0	0.0	0	0	0	0	0	0
Sep 27	at Arz	L	1/1	3	2	1	0.0	0.0	0	0	0	0	0	0
Oct 4	GB	L	1/1	7	5	2	1.0	9.0	0	0	0	0	0	0
Oct 11	at NYG	L	—	—	—	—	—	—	—	—	—	—	—	—
Oct 18	Bal	W	1/1	3	2	1	0.0	0.0	0	0	1	0	0	0
Oct 22	Sea	L	1/1	6	4	2	2.0	10.0	0	0	0	0	0	0
Nov 1	at StL	L	1/1	3	1	2	0.0	0.0	0	0	0	0	0	0
Nov 8	Atl	W	1/1	2	1	1	0.0	0.0	0	0	0	0	0	0
Nov 22	at Sea	L	1/1	3	3	0	1.0	4.0	0	0	0	0	0	0
Nov 29	Arz	L	—	—	—	—	—	—	—	—	—	—	—	—
Dec 6	at Chi	W	1/1	6	1	5	0.0	0.0	0	0	0	0	0	0
Dec 13	at Cle	L	1/1	5	4	1	0.0	0.0	0	0	0	0	1	8
Dec 20	Cin	L	1/1	8	5	3	1.0	0.0	0	0	0	0	0	0
Dec 27	at Det	L	1/1	5	2	3	1.5	13.5	0	0	0	0	0	0
Jan 3	StL	W	1/1	2	1	1	0.0	0.0	0	0	0	0	0	0
TOTALS			14/14	58	34	24	6.5	36.5	0	0	1	0	1	8



TRENT BROWN

77

POSITION OL

HEIGHT 6-8

WEIGHT 355

COLLEGE FLORIDA

BORN 4.13.93 // ALBANY, GA // WESTOVER HS, ALBANY, GA
2ND YEAR // ACQUIRED D-7A IN '15

2016 HIGHLIGHTS

- Part of an offensive line group that helped the 49ers offense rush for 150 yds. and 3 TDs on 42 carries and did not allow a sack on 35 atts. by QB Blaine Gabbert vs. LA (9/12).
- Helped the 49ers offense rush for 193 yds. on 25 atts. (7.7 avg.) at Mia. (11/27). The team's 7.7 avg. yds. per carry was the highest by the 49ers offense since 12/20/14 vs. SD [355 yds. on 40 atts. (8.9 avg.)]. Additionally, the team's 193 yds. on the ground were the most since 9/14/15 vs. Min. (230 yds.).
- Part of an offensive line group that helped the 49ers offense rush for a season-high 248 yds. on 27 atts. (9.2 avg.) vs. NYJ (12/11). The 248 rushing yds. are most in a game by San Francisco since 12/20/14 (355 rushing yds. vs. SD). The 9.2 yds./carry avg. by the 49ers offense is the 2nd-highest single-game avg. by the team in franchise history [24 atts. for 263 yds. (11.0 avg.) vs. Dallas Texans (10/26/52)]. Behind the 49ers offensive line, RB Carlos Hyde registered a career-high 193 yds. on 17 atts. (11.4 avg.).

BROWN'S GOLDEN NUGGET

- Started his collegiate career by playing two years at Georgia Military College before transferring to Florida.

GOLDMINE

- Brown participated in the 49ers annual Bike Build event during the 2015 season. In conjunction with Turning Wheels for Kids, a nonprofit organization that distributes bikes throughout the year with a focus on preventing childhood obesity and supporting low-income families, 49ers players and staff combined with volunteers to assemble 50 bikes and donate them to several students from the 49ers Academy.



BROWN'S CAREER STATISTICS

GAMES/STARTS – 20/17; 2015 (5/2); 2016 (15/15)

Additional Statistics:

Own Fumble Recoveries – 1: 2016 (1)

Milestones:

NFL Debut: vs. Min. (9/14/15); First Start: at Det. (12/27/15)

BROWN'S TRANSACTIONS

Originally the first of two 7th-round (244th overall) draft choices by SF in 2015.

2015

- The 49ers offensive line did not allow a sack on 25 atts. by QB Blaine Gabbert vs. Atl. (11/8), as the team rushed for 133 yds. It marked the first time the 49ers did not allow a sack in a game since 10/13/14 at StL (36 atts.).
- Made the first start at RT of his NFL career at Det. (12/27).

COLLEGE

Played in 23 games (11 starts) for the Gators. In 2014, played in 11 games (6 starts) and helped pave the way for 187.7 rushing yds. per game, including five games over 200 yds. In 2013, played in 12 games (5 starts). Started the year on the field goal unit and was a reserve at tackle before taking over the starting job against Georgia when Tyler Moore was lost for the year due to injury.

PERSONAL

- Spent two years at Georgia Military College after graduating high school in 2011, and was named a second-team NJCAA Football All-America in 2012.
- At GMC in 2012, was part of a team that averaged 188 yds. rushing per game.
- Brother, Reggie Brown, Jr., played basketball at Fresno Pacific.



DeFOREST BUCKNER

99

POSITION **DL** | HEIGHT **6-7** | WEIGHT **300** | COLLEGE **OREGON**

BORN **3.17.94** // HONOLULU, HI // PUNAHOU HS, HONOLULU, HI
ROOKIE // ACQUIRED D-1A IN '16

2016 HIGHLIGHTS

- Recorded the first two sacks of his career and his first career FR at Buf. (10/16), twice taking down Bills QB Tyrod Taylor. He is the first member of the 49ers to register 2.0 sacks and 1 FR in a single game since LB Aldon Smith accomplished the feat in 2011 [vs. STL (12/4/11) - 2.0 sacks and 1 FR].
- Registered 8 tackles, 1.0 sack and 1 FR at Arz. (11/13), his third sack of the season and second career FR.
- Recorded a career-high 10 tackles and 2.0 sacks vs. NYJ (12/11), marking his second career multi-sack game.
- Registered his 6th sack of the season at LA (12/24), taking down QB Jared Goff for an 8-yd. loss. With that sack, he tied LB Aaron Lynch (6.0 sacks in 2014) for 5th-most sacks by a rookie in 49ers franchise history.
- Part of a 49ers defense that allowed 177 net yds. (99 rush, 78 pass) at LA (12/24), the fewest given up by the 49ers defense in a single game since 11/19/12 vs. Chi. (143; 85 rush, 58 pass).

MOST SACKS BY A ROOKIE, 49ERS FRANCHISE HISTORY

Player	Sacks	Year
1. LB Aldon Smith	14.0	2011
2. LB Charles Haley	12.0	1986
3. DT Dana Stubblefield	10.5	1993
4. DE Andre Carter	6.5	2001
5t. DL DeForest Buckner	6.0	2016
LB Aaron Lynch	6.0	2014

BUCKNER'S GOLDEN NUGGETS

- While Buckner was 13 years old, his father, George, was involved in a motorcycle accident that left him in a coma for six months. Buckner cites this life-changing event as the time he became a man and took more responsibility with his family.
- As a senior at Oregon, was named Pac-12 Defensive Player of the Year and earned the Morris Trophy award, a prestigious honor voted on by opposing Pac-12 offensive linemen.
- Was originally recruited to Oregon by, and played under, head coach Chip Kelly and defensive line coach Jerry Azzinaro in 2012. He reunites with fellow DL Arik Armstead (2012-14).

BUCKNER'S GAME-BY-GAME

2016

Date	Opp	W/L	P/S	Tot	Sol	Ast	Sk	Yds	Int	Yds	PD	FF	FR	Yds
Sep 12	LA	W	1/1	4	2	2	0.0	0.0	0	0	0	0	0	0
Sep 18	at Car	L	1/1	4	3	1	0.0	0.0	0	0	0	0	0	0
Sep 25	at Sea	L	1/1	7	5	2	0.0	0.0	0	0	0	0	0	0
Oct 2	Dal	L	1/1	6	5	1	0.0	0.0	0	0	0	0	0	0
Oct 6	Arz	L	—	—	INACTIVE (Foot)				—	—	—	—	—	—
Oct 16	at Buf	L	1/1	9	5	4	2.0	0.0	0	0	0	0	1	0
Oct 23	TB	L	1/1	9	6	3	0.0	0.0	0	0	0	0	0	0
Nov 6	NO	L	1/1	6	4	2	0.0	0.0	0	0	0	0	0	0
Nov 13	at Arz	L	1/1	8	6	2	1.0	9.0	0	0	0	0	1	0
Nov 20	NE	L	1/1	7	3	4	0.0	0.0	0	0	0	0	0	0
Nov 27	at Mia	L	1/1	3	2	1	0.0	0.0	0	0	0	0	0	0
Dec 4	at Chi	L	1/1	7	5	2	0.0	0.0	0	0	0	0	0	0
Dec 11	NYJ	L	1/1	10	8	2	2.0	9.0	0	0	0	0	0	0
Dec 18	at Atl	L	1/1	3	2	1	0.0	0.0	0	0	0	0	0	0
Dec 24	at LA	W	1/1	2	2	0	1.0	8.0	0	0	1	0	0	0
Jan 1	Sea													

TOTALS 14/14 85 58 27 6.0 26.0 0 0 1 0 2 0

GOLDMINE

- While Buckner was 13 years old, his father, George, was involved in a motorcycle accident that left him in a coma for six months. Upon his awakening, George summoned DeForest to his bedside, where the two had a 'man-to-man' conversation, as his mother, Maria, puts it. After the life-changing event and heartfelt conversation, that is when Buckner believes he became a man and took more responsibility with his family. He became a mentor to his younger brother, Kenya, and began to understand the values his father had instilled in him. "He was hard on us, and disciplined us, shaped us," Buckner said. "He taught us about respect, that it's not given, it's earned and that you have to treat everyone around you like you want to be treated."
- During his time at Oregon, Buckner used art as an outlet for his emotions outside of football, even earning the nickname "Dr. DeFo" from his art professor for his passion, focus and patience with his pieces. Buckner enrolled in a class called "Art of the Athlete," which provides engagement for student-athletes through the visual arts and has the student-athletes help in the Jordan Schnitzer Museum of Art workshops for children with disabilities. During the open exhibition at the end of the class, Buckner was awarded with the highest honor, the breakout artist award for his piece titled "King of Pop" showing himself in a Michael Jackson type pose that was spray painted on vinyl.

BUCKNER'S CAREER STATISTICS

YEAR	TEAM	GP	GS	TACKLES				YDS	INT	YDS	INTERCEPTIONS			PD	FUMBLES		
				TOT	SOL	AST	SACKS				LG	TD	FF		FR	YDS	
2016	SF	14	14	83	56	27	6.0	26.0	0	0	—	0	1	0	2	0	
TOTALS		14	14	83	56	27	6.0	26.0	0	0	—	0	1	0	2	0	

Milestones:

NFL Debut: vs. LA (9/12/16); **First Start:** vs. LA (9/12/16); **First FR:** at Buf. (10/16/16 – QB Tyrod Taylor); **First Sack:** at Buf. (10/16/16 – QB Tyrod Taylor); **First Multi-Sack Game:** at Buf. (10/16/16 – 2.0); **Multi-Sack Games:** 2, Last vs. NYJ. (12/11/16 – 2.0; QB Bryce Petty)

BUCKNER'S CAREER HIGHS

Total Tackles: 10 vs. NYJ (12/11/16)

Solo: 8 vs. NYJ (12/11/16)

Assists: 4 (2 times) Last vs. NE (11/20/16)

Sacks: 2.0 (2 times) Last vs. NYJ (12/11/16)

Passes Defensed: 1 at LA (12/24/16)

Fumble Recoveries: 1 (2 times) Last at Arz. (11/13/16)

BUCKNER'S TRANSACTIONS

Originally the first of two 1st-round (7th overall) draft choices by SF in 2016.

COLLEGE

Appeared in 54 games during his four-year career at Oregon and registered 232 tackles, 18.0 sacks, 36 TFLs and 9 PDs. In 2015, was named First-Team All-America by *USA Today* and Second-Team All-America by the Associated Press. Also earned Pac-12 Defensive Player of the Year honors and the Morris Trophy award, a prestigious honor voted on by opposing Pac-12 offensive linemen. Appeared in all 13 games and registered 83 tackles, 10.5 sacks, 17 TFLs and 5 PDs. As a junior in 2014, started all 15 games for the Ducks, and was named Second-Team All-Pac-12 after recording 81 tackles, 4.0 sacks, 13 TFLs and 4 PDs. In 2013, appeared in 13 games (8 starts) and registered 39 tackles, 2.5 sacks and 3.5 TFLs. As a freshman in 2012, received the Casanova Award as the team's top first-year player after appearing in 13 games (2 starts) and recording 29 tackles, 1.0 sack and 2.5 TFLs.

PERSONAL

- Graduated with a degree in criminology.
- Attended Punahou (Honolulu, HI) HS, where he recorded 73 tackles as a senior and was named first-team all-state at DE. Also a four-year letterwinner in basketball, earning first-team all-state and first-team all-ILH (Interscholastic League of Honolulu) honors during his senior year.
- Recruited to the University of Oregon by 49ers head coach Chip Kelly. Played under Kelly and 49ers defensive line coach Jerry Azzinaro as a freshman at Oregon in 2012.
- Was teammates with 49ers DL Arik Armstead for three seasons at Oregon (2012-14).
- Son of George and Maria Buckner.
- Born DeForest Buckner (3/17/94) in Waianae, HI.

INJURY REPORT

2016: Inactive vs. Arz. (10/6) with a foot injury.



AARON BURBRIDGE

13

POSITION WR | HEIGHT 6-1 | WEIGHT 208 | COLLEGE MICHIGAN STATE

BORN 12.23.93 // FARMINGTON HILLS, MI // HARRISON HS, FARMINGTON HILLS, MI
ROOKIE // ACQUIRED D-6C IN '16

2016 HIGHLIGHTS

- Made the first start of his NFL career vs. Dal. (10/2), and recorded his first career recept., a 5-yd. pass from QB Blaine Gabbert.

GOLDMINE

- Growing up, basketball was Burbridge's sport of choice. "Growing up, I always played basketball. I only started playing football because I had no one to hang out with after school since all of my friends were playing football." Burbridge began focusing solely on football during his junior season in high school, when he started to receive letters from interested colleges.
- Burbridge's support system is rooted in his family, as he relies on his mother, Nora Florence, his aunt Geraldine and older siblings, Stefan and Carmen. Despite his late start in football, he has always received encouragement from his family. "They have always been there for me, and it's really meant a lot, especially during the tough times."
- Burbridge grew up with former Michigan and current Carolina Panthers WR Devin Funchess, who formed a friendship over competition in Farmington, MI. In middle school, the two participated in different track events but would sneak into the others just to compete against one another.

BURBRIDGE'S GOLDEN NUGGETS

- Burbridge's support system is rooted in his family, as he relies on his mother, Nora Florence, his aunt Geraldine and older siblings, Stefan and Carmen.
- Was named the Richter-Howard Big Ten Receiver of the Year in 2015 and finished his career at Michigan State with 165 re-cepts., the second most in school history.

BURBRIDGE'S GAME-BY-GAME

2016								
Date	Opp	W/L	P/S	Rec	Yds	Avg	Lg	TD
Sep 12	LA	W	1/0	0	0	—	—	0
Sep 18	at Car	L	1/0	0	0	—	—	0
Sep 25	at Sea	L	1/0	0	0	—	—	0
Oct 2	Dal	L	1/1	1	5	5.0	5	0
Oct 6	Arz	L	1/0	0	0	—	—	0
Oct 16	at Buf	L	1/0	0	0	—	—	0
Oct 23	TB	L	1/0	1	15	15.0	15	0
Nov 6	NO	L	1/0	0	0	—	—	0
Nov 13	at Arz	L	1/0	0	0	—	—	0
Nov 20	NE	L	1/1	0	0	—	—	0
Nov 27	at Mia	L	1/0	0	0	—	—	0
Dec 4	at Chi	L	1/0	0	0	—	—	0
Dec 11	NYJ	L	1/0	0	0	—	—	0
Dec 18	at Atl	L	1/1	2	29	14.5	15	0
Dec 24	at LA	W	1/0	2	15	7.5	13	0
Jan 1	Sea							
TOTALS			15/3	6	64	10.7	15	0

Special Teams Tackles: 15

BURBRIDGE'S CAREER STATISTICS

YEAR	TEAM	GP	GS	RECEIVING					RUSHING				
				NO	YDS	AVG	LG	TD	ATT	YDS	AVG	LG	TD
2016	SF	15	3	6	64	10.7	15	0	0	0	—	—	0
TOTALS		15	3	6	64	10.7	15	0	0	0	—	—	0

Additional Statistics:

Special Teams Tackles — 15: 2016 (15)

Fumbles—Lost — 1—1: 1—1 in 2016

Punt Returns — 1: 2016 (1)

Punt Return Yards — 0: 2016 (0)

Milestones:

NFL Debut: vs. LA (9/12/16); First Start: vs. Dal. (10/2/16); First Reception: vs. Dal. (10/2/16 — 5-yds. from QB Blaine Gabbert)

BURBRIDGE'S CAREER HIGHS

Receptions: 2 (2 times) Last at LA (12/24/16)

Receiving Yards: 29 at Atl. (12/18/16)

Long Reception: 15 (2 times) Last at Atl. (12/18/16)

BURBRIDGE'S TRANSACTIONS


Originally the third of three 6th-round (213th overall) draft choices by SF in 2016.

COLLEGE

In four years with the Spartans, played in 51 games (23 starts) and tallied 165 receptions for 2,174 yds. and 10 TDs. His 165 career receptions ranks 2nd in school history, behind only WR B.J. Cunningham (218). In 2015, named the Richter-Howard Big Ten Receiver of the Year. Also earned First-Team All-Big Ten and Honorable Mention All-America honors. Played in 14 games (13 starts) and led the Big Ten in receptions (85) and rec. yds. (1,258), while adding 7 TDs. He became just the third Spartan receiver to lead the Big Ten in rec. yds. (WR Charles Rogers - 2002; Tony Lippett - 2014) and the second to lead the conference in receptions. (Kirk Gibson - 1976 and 1978). In 2014, played in 13 games and notched 29 receptions for 358 yds. and 1 TD. Was the offensive recipient of MSU's Tommy Love Award for most improved player. In 2013, played in 13 games (3 starts) and recorded 22 receptions for 194 yds. In 2012, named to the Big Ten All-Freshman Team. Played in 11 games (7 starts) and registered 29 receptions for 364 yds. and 2 TDs.

PERSONAL

- Attended Harrison (Farmington Hills, MI) HS and was a two-time *Detroit Free Press* all-state selection (2010-11). Also named to the 2011 AP and *Detroit News* Division 1-2 all-state team.
- As a senior, had 32 receptions for 753 yds. and 6 TDs, while adding a 99-yd. INT return for a TD and a 95-yd. KOR for a TD.
- As a junior, helped lead his team to a perfect 14-0 record and the Division 2 state championship.
- Born Aaron Burbridge (12/23/93) in Farmington Hills, MI.
- Majored in sociology.



TANK CARRADINE

95

POSITION LB | HEIGHT 6-4 | WEIGHT 270 | COLLEGE FLORIDA STATE

BORN 2.18.90 // CINCINNATI, OH // TAFT HS, CINCINNATI, OH
4TH YEAR // ACQUIRED D-2A IN '13

GOLDMINE

- Carradine grew up in a rough neighborhood in Cincinnati, where many of the people he knew got into bad situations with drugs and violence. He grew up without much money and his family struggled to put food on the table. Through it all, he learned to walk the other way. "I saw how certain situations can end up. Talking to the older people and coaches, they told me to do the right thing," he said. "Good things happen when you try to do the right things. That was the biggest thing I learned." Football was the biggest opportunity which propelled Carradine out of the area, receiving a college scholarship and earning a degree in sociology from Florida State. "People kept telling me, 'Man, I wish I had that opportunity to play this sport.' I'd seen my opportunity and knew the chances I had, knew what I would be doing if I didn't accomplish these goals. That's why I thrive on football. I give it all I've got and I try to play every play like it's my last. I respect this game because of what this game has gotten me through. I take advantage of it by doing the right thing, being a positive player and being good to my teammates and for the organization."
- After going through a rough childhood, Carradine has a passion for telling his story to kids. He volunteers his time at charity foundations and football camps. "If kids can hear the importance of doing the right thing, if I can help them succeed in life, if they can get it when they're young, they'll live up to those things instead of trying to get knowledge as they got older," he said. "Then it might be too late, because they've already been on their own in certain situations."

CARRADINE'S GOLDEN NUGGETS

- Signed a one-year contract extension through 2017 with the 49ers in September of 2016.
- Given the nickname "Tank" as a young child by his mom because he always carried a toy tank with him.
- Recorded the first two sacks of his NFL career last season at Sea. (12/14/14), bringing down Seahawks QB Russell Wilson.
- Visited Haiti in conjunction with Convoy of Hope in 2015, working together to teach healthy eating habits and sustainable agriculture techniques to local families.
- Loves unique animals and once owned a large collection of exotic pets, including snakes, lizards, ferrets, a monkey, a bird, piranhas and a shark.
- Began collegiate career at Butler Community College (KS) before enrolling at Florida State.
- In 2010, earned First-Team NJCAA All-America, All-Kansas Jayhawk Community College Conference and All-Region VI honors and was named Region VI Defensive Player of the Year.

CARRADINE'S GAME-BY-GAME

2016

Date	Opp	W/L	P/S	Tot	Sol	Ast	Sk	Yds	Int	Yds	PD	FF	FR	Yds
Sep 12	LA	W	1/0	1	0	1	0.0	0.0	0	0	0	0	0	0
Sep 18	at Car	L	1/0	4	1	3	0.0	0.0	0	0	0	0	0	0
Sep 25	at Sea	L	1/0	2	2	0	0.0	0.0	0	0	0	0	0	0
Oct 2	Dal	L	1/0	2	2	0	0.0	0.0	0	0	0	0	0	0
Oct 6	Arz	L	1/0	1	0	1	0.0	0.0	0	0	0	0	0	0
Oct 16	at Buf	L	1/0	2	1	1	0.0	0.0	0	0	0	0	0	0
Oct 23	TB	L	1/0	0	0	0	0.0	0.0	0	0	0	0	0	0
Nov 6	NO	L	1/0	4	2	2	0.0	0.0	0	0	0	0	0	0
Nov 13	at Arz	L	1/0	4	2	2	0.0	0.0	0	0	0	0	0	0
Nov 20	NE	L	1/0	5	2	3	0.0	0.0	0	0	0	0	0	0
Nov 27	at Mia	L	1/0	1	0	1	0.0	0.0	0	0	0	0	0	0
Dec 4	at Chi	L	1/0	1	0	1	0.0	0.0	0	0	0	0	0	0
Dec 11	NYJ	L	—	—	—	—	INACTIVE	—	—	—	—	—	—	—
Dec 18	at Atl	L	1/0	3	2	1	0.0	0.0	0	0	0	0	0	0
Dec 24	at LA	W	—	—	—	—	INACTIVE	—	—	—	—	—	—	—
Jan 1	Sea													
TOTALS			13/0	30	14	16	0.0	0.0	0	0	0	0	0	0

GOLDMINE (CONTINUED)

- Along with 49ers TEs Vance McDonald and Garrett Celek, visited Haiti in conjunction with Convoy of Hope during the 2015 offseason, worked together to teach healthy eating habits and sustainable agriculture techniques to local families. The players also visited an orphanage and local schools to spend time with underprivileged youth. "Being able to be around the kids and see the excitement on their face. I see what kind of stuff they go through and I see how they live. I realize they can use a lot of help and I've been more than fortunate to be able to help them."



- Born Cornellius Carradine, he was given the nickname "Tank" by his mom. He always used to have a little toy army tank with him. "I could never go anywhere without that army tank," he said. "I just had to have it with me, and I used to always push people over, try to run over people." His mom still has that tank.
- Just prior to entering high school, Carradine, a Cincinnati native, frequented Bengals games every chance he could. "At the time, I was playing Pee-Wee football and I was also a big fan of Justin Smith. I remember many of the players, including Justin, came and painted our youth center, so I got a chance to meet him." Carradine continued, "He was my favorite player, first-round draft pick. It's crazy that I played with him. I always wanted to talk football with him and ask him questions, I'm always asked him about how to identify run or pass, tips that the offensive line give away, things like that."
- Carradine loves animals and once owned a large collection of exotic pets, including snakes, lizards, ferrets, a monkey, a bird, piranhas and a shark. "I could see myself doing animal research working in a zoo," he said.

CARRADINE'S CAREER STATISTICS

YEAR	TEAM	GP	GS	TACKLES					INT	INTERCEPTIONS				PD	FUMBLES		
				TOT	SOL	AST	SACKS	YDS		YDS	LG	TD	PD		FF	FR	YDS
2013	SF	—	—	—	—	INJURED RESERVE (Knee)			—	—	—	—	—	—	—	—	—
2014	SF	9	0	27	16	11	3.0	24.0	0	0	—	0	0	0	0	0	0
2015	SF	14	1	24	12	12	1.0	10.0	0	0	—	0	0	0	1	0	0
2016	SF	13	0	30	14	16	0.0	0.0	0	0	—	0	0	0	0	0	0
TOTALS		36	1	81	42	39	4.0	34.0	0	0	—	0	0	0	1	0	0

PLAYOFFS

YEAR	TEAM	GP	GS	TACKLES					INT	INTERCEPTIONS				PD	FUMBLES		
				TOT	SOL	AST	SACKS	YDS		YDS	LG	TD	PD		FF	FR	YDS
2013	SF	—	—	—	—	INJURED RESERVE (Knee)			—	—	—	—	—	—	—	—	—
TOTALS		—	—	—	—	—	—	—	—	—	—	—	—	—	—	—	—

Milestones:

NFL Debut: vs. Chi. (9/14/14); **First Start:** vs. Cin. (12/20/15); **First Sack:** at Sea. (12/14/14 – QB Russell Wilson); **First Multi-Sack Game:** at Sea. (12/14/14 – 2.0); **First FF:** at Arz. (9/27/15 – QB Carson Palmer)

CARRADINE'S CAREER HIGHS

Total Tackles: 7 vs. Sea. (11/27/14)

Solo: 4 vs. GB (10/4/15)

Assists: 4 vs. Sea. (11/27/14)

Sacks: 2.0 at Sea. (12/14/14)

Forced Fumbles: 1 at Arz. (9/27/15)

CARRADINE'S TRANSACTIONS

Originally the first of two 2nd-round (40th overall) draft choices by SF in 2013...Placed on the Reserve/Non-Football Injury List on 8/27/13...Activated from the Reserve/Non-Football Injury List on 10/29/13...Placed on Injured Reserve on 12/10/13...Signed a one-year contract extension through 2017 with SF on 9/6/16.

2015

- Appeared in 14 games (1 start) and recorded 24 tackles, 1.0 sack and 1 FF.
- Recorded the first FF of his career, knocking the ball loose from Cardinals QB Carson Palmer at Arz. (9/27).

2014

- Saw action in 9 games and recorded 27 tackles and 3.0 sacks.
- Registered the first two sacks of his career, bringing down Seahawks QB Russell Wilson twice at Sea. (12/14).

2013

- Placed on the Reserve/NFI List on 8/27, was activated from the Reserve/NFI List on 10/29 and was later placed on the Injured Reserve List on 12/10.

COLLEGE

Began collegiate career at Butler Community College (KS) before enrolling at Florida State. Played in 47 career games (33 starts), registering 317 tackles, 42.5 sacks, 71 TFLs, 6 FFs and 7 FRs. As a Seminole, appeared in 25 games (11 starts) and recorded 118 tackles, 16.5 sacks, 21 TFLs, 1 FF and 1 FR. As a senior, earned Third-Team All-America honors from The NFL Draft Report and was a consensus First-Team All-ACC selection. Played in 12 games (11 starts) and tallied 80 tackles, 11.0 sacks, 13 TFLs, 1 FF and 1 FR. In 2011, played in all 13 games and notched 38 tackles, 5.5 sacks and 8 TFLs. In 2 seasons at Butler Community College, started all 22 games and amassed 199 tackles, 26.0 sacks, 50 TFLs, 5 FFs and 6 FRs. In 2010, earned First-Team NJCAA All-America, All-Kansas Jayhawk Community College Conference and All-Region VI honors and was named Region VI Defensive Player of the Year. Started all 11 games and led the junior college ranks with 16.0 sacks, while leading the team with 109 tackles. Also notched 2 FFs and 4 FRs, returning one 39 yds. for a TD. As a freshman, started all 11 games and registered a team-high 90 tackles and added 10.0 sacks, 3 FFs and 2 FRs.

PERSONAL

- In 2011, was selected as the co-recipient, along with Nigel Bradham, of the Bill McGrotha Humanitarian Award, given for excellence in the classroom.
- Attended Taft (Cincinnati, OH) HS and was regarded as one of the top prospects in the Midwest.
- Born Cornelius Carradine (2/18/90) in Cincinnati, OH.
- Graduated with a degree in sociology.

INJURY REPORT

2013: Placed on the Injured Reserve List on 12/10 with a knee injury.

CARRADINE'S GAME-BY-GAME

2013														2015															
Date	Opp	W/L	P/S	Tot	Sol	Ast	Sk	Yds	Int	Yds	PD	FF	FR	Yds	Date	Opp	W/L	P/S	Tot	Sol	Ast	Sk	Yds	Int	Yds	PD	FF	FR	Yds
Sep 8	GB	W	—	—	—	RESERVE/NFI			—	—	—	—	—	—	Sep 14	Min	W	1/0	1	0	1	1.0	10.0	0	0	0	0	0	0
Sep 15	at Sea	L	—	—	—	RESERVE/NFI			—	—	—	—	—	—	Sep 20	at Pit	L	1/0	1	1	0	0.0	0.0	0	0	0	0	0	0
Sep 22	Ind	L	—	—	—	RESERVE/NFI			—	—	—	—	—	—	Sep 27	at Arz	L	1/0	2	1	1	0.0	0.0	0	0	0	1	0	0
Sep 26	at StL	W	—	—	—	RESERVE/NFI			—	—	—	—	—	—	Oct 4	GB	L	1/0	6	4	2	0.0	0.0	0	0	0	0	0	0
Oct 6	Hou	W	—	—	—	RESERVE/NFI			—	—	—	—	—	—	Oct 11	at NYG	L	1/0	1	0	1	0.0	0.0	0	0	0	0	0	0
Oct 13	Arz	W	—	—	—	RESERVE/NFI			—	—	—	—	—	—	Oct 18	Bal	W	1/0	1	0	1	0.0	0.0	0	0	0	0	0	0
Oct 20	at Ten	W	—	—	—	RESERVE/NFI			—	—	—	—	—	—	Oct 22	Sea	L	1/0	3	2	1	0.0	0.0	0	0	0	0	0	0
Oct 27	at Jax	W	—	—	—	RESERVE/NFI			—	—	—	—	—	—	Nov 1	at StL	L	1/0	0	0	0	0.0	0.0	0	0	0	0	0	0
Nov 10	Car	L	—	—	—	INACTIVE			—	—	—	—	—	—	Nov 8	Atl	W	—	DID NOT PLAY			—	—	—	—	—	—	—	
Nov 17	at NO	L	—	—	—	INACTIVE			—	—	—	—	—	—	Nov 22	at Sea	L	—	INACTIVE			—	—	—	—	—	—	—	
Nov 25	at Was	W	—	—	—	INACTIVE			—	—	—	—	—	—	Nov 29	Arz	L	1/0	0	0	0	0.0	0.0	0	0	0	0	0	0
Dec 1	StL	W	—	—	—	INACTIVE			—	—	—	—	—	—	Dec 6	at Chi	W	1/0	0	0	0	0.0	0.0	0	0	0	0	0	0
Dec 8	Sea	W	—	—	—	INACTIVE			—	—	—	—	—	—	Dec 13	at Cle	L	1/0	3	2	1	0.0	0.0	0	0	0	0	0	0
PLACED ON INJURED RESERVE (Knee) ON 12/10														Dec 20	Cin	L	1/1	0	0	0	0.0	0.0	0	0	0	0	0	0	0
TOTALS		0/0		0	0	0	0.0	0.0	0	0	0	0	0	0	Dec 27	at Det	L	1/0	2	1	1	0.0	0.0	0	0	0	0	0	0
														Jan 3	StL	W	1/0	4	1	3	0.0	0.0	0	0	0	0	0	0	
														TOTALS				14/1	24	12	12	1.0	10.0	0	0	0	1	0	0
2014																													
Date	Opp	W/L	P/S	Tot	Sol	Ast	Sk	Yds	Int	Yds	PD	FF	FR	Yds	Date	Opp	W/L	P/S	Tot	Sol	Ast	Sk	Yds	Int	Yds	PD	FF	FR	Yds
Sep 7	at Dal	W	—	—	INACTIVE			—	—	—	—	—	—	—															
Sep 14	Chi	L	1/0	0	0	0	0.0	0.0	0	0	0	0	0	0															
Sep 21	at Arz	L	—	—	INACTIVE			—	—	—	—	—	—	—															
Sep 28	Phi	W	—	—	INACTIVE			—	—	—	—	—	—	—															
Oct 5	KC	W	—	—	INACTIVE			—	—	—	—	—	—	—															
Oct 13	at StL	W	—	—	INACTIVE			—	—	—	—	—	—	—															
Oct 19	at Den	L	—	—	INACTIVE			—	—	—	—	—	—	—															
Nov 2	StL	L	—	—	INACTIVE			—	—	—	—	—	—	—															
Nov 9	at NO	W	1/0	1	1	0	0.0	0.0	0	0	0	0	0	0															
Nov 16	at NYG	W	1/0	2	1	1	0.0	0.0	0	0	0	0	0	0															
Nov 23	Was	W	1/0	3	2	1	0.0	0.0	0	0	0	0	0	0															
Nov 27	Sea	L	1/0	7	3	4	0.0	0.0	0	0	0	0	0	0															
Dec 7	at Oak	L	1/0	3	1	2	0.0	0.0	0	0	0	0	0	0															
Dec 14	at Sea	L	1/0	5	3	2	2.0	16.0	0	0	0	0	0	0															
Dec 20	SD	L	1/0	3	2	1	0.0	0.0	0	0	0	0	0	0															
Dec 28	Arz	W	1/0	3	3	0	1.0	8.0	0	0	0	0	0	0															
TOTALS		9/0		27	16	11	3.0	24.0	0	0	0	0	0	0															



GARRETT CELEK

88

POSITION TE | HEIGHT 6-5 | WEIGHT 252 | COLLEGE MICHIGAN STATE

BORN 5.29.88 // CINCINNATI, OH // LA SALLE HS, CINCINNATI, OH
5TH YEAR // ACQUIRED FA IN '12

2016 HIGHLIGHTS

- This season, set career highs in receptions (28) and rec. yds. (341).
- Recorded 5 receptions for 79 yds. vs. Dal. (10/2), setting new career highs in both categories.
- Registered 4 receptions for 76 yds. vs. NO (11/6), and combined with WR Quinton Patton (106 yds.), TE Vance McDonald (84 yds.) and RB DuJuan Harris (83 yds.) to mark the first time in franchise history that the team had four players with 75 rec. yds.-or-more in a single game.
- Recorded 2 receptions for 19 yds. and 1 TD at Mia. (11/27), hauling in 4-yd. TD pass from QB Colin Kaepernick.
- Registered 2 receptions for 22 yds. and 1 TD at Atl. (12/18), a 16-yd. TD pass from QB Colin Kaepernick.

GOLDMINE

- Celek has a strong passion for the packaging industry, which he majored in at Michigan State, and plans to go into the business in the future. The growing industry looks to cut shipping costs on products and is commonplace in the food and medical fields. "There's so many different areas you can get into, it's crazy. I enjoy the science behind it. It was a great major for me to choose and the possibilities are endless."
- Along with fellow 49ers TE Vance McDonald and DT Tank Carradine, visited Haiti in conjunction with Convoy of Hope during the 2015 offseason, working together to teach healthy eating habits and sustainable agriculture techniques to local families. "We've been to an orphanage, we've been to a farm, we've been to schools. It's a beautiful country and these are beautiful people. I'm glad I had this opportunity."
- Football runs in the bloodlines of the Celek family. Garrett's older brother, Brent, plays tight end for the Philadelphia Eagles. Growing up, the brothers were constantly involved in athletics. "My dad was always pushing us just to be into sports. As long as we were doing something and we were having fun with it, he was the happiest guy in the world," Garrett said. He didn't begin playing football until high school, but Brent's success became motivation for him. "He got a scholarship to Cincinnati my freshman year in high school," Garrett said. "Right then I had my goals set. I've got to do what my brother did. Honestly, I've been trying to follow in his footsteps and because of him I'm here today. I wouldn't be who I am without him."



CELEK'S GOLDEN NUGGETS

- Is the younger brother of Philadelphia Eagles TE Brent Celek.
- Visited Haiti in conjunction with Convoy of Hope in 2015, working together to teach healthy eating habits and sustainable agriculture techniques to local families.

CELEK'S GAME-BY-GAME

2016

Date	Opp	W/L	P/S	Rec	Yds	Avg	Lg	TD
Sep 12	LA	W	1/0	1	15	15.0	15	0
Sep 18	at Car	L	1/0	1	12	12.0	12	0
Sep 25	at Sea	L	1/0	3	25	8.3	18	0
Oct 2	Dal	L	1/0	5	79	15.8	29	0
Oct 6	Arz	L	1/1	1	4	4.0	4	0
Oct 16	at Buf	L	1/0	0	0	—	—	0
Oct 23	TB	L	1/1	1	4	4.0	4	0
Nov 6	NO	L	1/0	4	76	19.0	31	0
Nov 13	at Arz	L	1/0	0	0	—	—	0
Nov 20	NE	L	1/0	3	41	13.7	19	0
Nov 27	at Mia	L	1/0	2	19	9.5	15	1
Dec 4	at Chi	L	1/0	0	0	—	—	0
Dec 11	NYJ	L	1/1	1	5	5.0	5	0
Dec 18	at Atl	L	1/1	2	22	11.0	16t	1
Dec 24	at LA	W	1/1	4	39	9.8	12	0
Jan 1	Sea							
TOTALS			15/5	28	341	12.2	31	2

Special Teams Tackles: 2

GOLDMINE (CONTINUED)

- Along with some of his teammates, Celek headed to San Francisco in October of 2015 to kick off Fleet Week aboard the USS Somerset. During the afternoon on board, Celek participated in drills with the troops, took a tour of the ship, ate dinner with the crew and watched as some local Bay Area natives were sworn into the Navy. "It's just good to give back to some of these guys because they do so much for us," said Celek at the time. "We're all really appreciative of who they are and what they're about."



CELEK'S CAREER STATISTICS

YEAR	TEAM	GP	GS	NO	RECEIVING				ATT	RUSHING			
					YDS	AVG	LG	TD		YDS	AVG	LG	TD
2012	SF	13	0	4	51	12.8	35	0	0	0	—	—	0
2013	SF	12	1	2	38	19.0	30	0	0	0	—	—	0
2014	SF	3	1	2	53	26.5	31	0	0	0	—	—	0
2015	SF	11	8	19	186	9.8	33	3	0	0	—	—	0
2016	SF	15	5	28	341	12.2	31	2	0	0	—	—	0
TOTALS		54	16	55	669	12.2	35	5	0	0	—	—	0

PLAYOFFS

YEAR	TEAM	GP	GS	NO	RECEIVING				ATT	RUSHING			
					YDS	AVG	LG	TD		YDS	AVG	LG	TD
2012	SF	3	0	0	0	—	—	0	0	0	—	—	0
2013	SF	3	0	1	6	6.0	6	0	0	0	—	—	0
TOTALS		6	0	1	6	6.0	6	0	0	0	—	—	0

Additional Statistics:

Special Teams Tackles – 2: 2016 (2)

Special Teams Forced Fumbles – 1: 2016 (1)

Fumbles – Lost – 3–1: 1–0 in 2013; 2–1 in 2016

Own Fumble Recoveries – 1: 1 in 2015

Milestones:

NFL Debut: at NYJ (9/30/12); **First Start:** at Sea. (9/15/13); **First Reception:** vs. Buf. (10/7/12 – 4–yd. pass from QB Alex Smith); **First TD Reception:** at NYG (10/11/15 – 5–yd. pass from QB Colin Kaepernick); **First Multi–TD Game:** vs. Atl. (11/8/15 – 2 TDs)

CELEK'S CAREER HIGHS

Receptions: 5 vs Dal. (10/2/16); Postseason – 1 at GB (1/5/14)

Receiving Yards: 79 vs Dal. (10/2/16); Postseason – 6 at GB (1/5/14)

Long Reception: 35 at Sea. (12/23/12); Postseason – 6 at GB (1/5/14)

TD Receptions: 2 vs. Atl. (11/8/15)

CELEK'S TRANSACTIONS

Originally signed as an undrafted free agent by SF on 5/4/12...Placed on the Reserve/Physically Unable To Perform List on 8/25/14...Activated from the Reserve/Physically Unable To Perform List on 11/27/14...Placed on the Injured Reserve List on 12/17/14....Re–signed with SF on a one–year contract on 3/12/15...Placed on the Injured Reserve List on 12/8/15...Signed a four–year contract extension through 2019 on 2/23/16.

2015

- Appeared in 11 games (8 starts) and set single-season career highs with 19 receptions for 186 yds. and 3 TDs.
- Registered 3 receptions for 26 yds. and his first career TD at NYG (10/11), hauling in a 5-yd. pass from QB Colin Kaepernick.
- Recorded 2 receptions for 12 yds. and 2 TDs vs. Atl. (11/8), marking the 2nd and 3rd career TD receptions and the first multi-TD game of his career. Celek became the first member of the 49ers with 2 TD receptions in the same game since TE Vernon Davis at Dal. (9/7/14 - 2 TD receptions.).

2014

- Was placed on the Reserve/Physically Unable to Perform List on 8/25 and later activated from the Reserve/PUP List on 11/27.
- Appeared in 3 games (1 start) where he registered 2 receptions for 53 yds.
- Later placed on the Injured Reserve List on 12/17 with a foot injury.

2013

- Appeared in 12 games (1 start) with 2 receptions for 38 yds. Saw action in all 3 postseason games, where he recorded his first postseason reception at GB (1/5/14), hauling in a 6-yd. pass from QB Colin Kaepernick.

2012

- Appeared in 13 regular season games and all 3 postseason games, notching 4 receptions for 51 yds., including a career-long 35-yd. reception at Sea. (12/23).

COLLEGE

Appeared in 38 games (12 starts) at Michigan State and recorded 14 receptions for 135 yds. and 3 TDs. Tallied 35 yds. on 3 receptions and 1 TD during his senior campaign. Celek caught 2 receptions for 17 yds. in the first 2 games of the 2010 season, before being sidelined for the next 11 games with a shoulder injury. In 2009, recorded 3 receptions for 33 yds. and 1 TD. As a redshirt freshman, hauled in a career-high 6 receptions for 50 yds. and a TD.

PERSONAL

- The two-year starter at LaSalle (Cincinnati, OH) HS, was named to PrepStar's all-midwest team. Also competed in track and field, where he won the Greater Catholic League discus title as a junior.
- His brother, Brent, played at the University of Cincinnati (2003-06) and currently plays TE for the Philadelphia Eagles.
- The Celek family has a lake house in Northern Michigan where everyone gathers on vacation, cooks out and goes jet skiing. Closer to the Bay Area, Celek owns a Chesapeake Bay retriever that occupies most of his free time. "I love playing with her and teaching her tricks."
- Enjoys playing golf.
- Graduated from Michigan State with a degree in packaging.
- Married to Sarah Hinton, after the couple met in college.
- Earned Jim Adams Award at MSU during his senior year as the team's unsung hero.
- Born Garrett Celek (5/29/88) in Cincinnati, OH.

INJURY REPORT


2013: Inactive at NO (11/17), at Was. (11/25), vs. StL (12/1) and vs. Sea. (12/8) with a hamstring injury.

2014: Placed on the Reserve/Physically Unable to Perform List on 8/25 with a back injury. Placed on the Injured Reserve List on 12/17 with a foot injury.

2015: Inactive at Chi. (12/6) and placed on the Injured Reserve List on 12/8 with an ankle injury.

CELEK'S GAME-BY-GAME

2012									2014								
Date	Opp	W/L	P/S	Rec	Yds	Avg	Lg	TD	Date	Opp	W/L	P/S	Rec	Yds	Avg	Lg	TD
Sep 9	at GB	W	—	—	INACTIVE	—	—	—	Sep 7	at Dal	W	—	—	RESERVE/PUP	—	—	—
Sep 16	Det	W	—	—	INACTIVE	—	—	—	Sep 14	Chi	L	—	—	RESERVE/PUP	—	—	—
Sep 23	at Min	L	—	—	DID NOT PLAY	—	—	—	Sep 21	at Arz	L	—	—	RESERVE/PUP	—	—	—
Sep 30	at NYJ	W	1/0	0	0	—	—	0	Sep 28	Phi	W	—	—	RESERVE/PUP	—	—	—
Oct 7	Buf	W	1/0	1	4	4.0	4	0	Oct 5	KC	W	—	—	RESERVE/PUP	—	—	—
Oct 14	NYG	L	1/0	1	6	6.0	6	0	Oct 13	at StL	W	—	—	RESERVE/PUP	—	—	—
Oct 18	Sea	W	1/0	0	0	—	—	0	Oct 19	at Den	L	—	—	RESERVE/PUP	—	—	—
Oct 29	at Arz	W	1/0	0	0	—	—	0	Nov 2	StL	L	—	—	RESERVE/PUP	—	—	—
Nov 11	StL	T	1/0	0	0	—	—	0	Nov 9	at NO	W	—	—	RESERVE/PUP	—	—	—
Nov 19	Chi	W	1/0	0	0	—	—	0	Nov 16	at NYG	W	—	—	RESERVE/PUP	—	—	—
Nov 25	at NO	W	1/0	0	0	—	—	0	Nov 23	Was	W	—	—	RESERVE/PUP	—	—	—
Dec 2	at StL	L	1/0	0	0	—	—	0	Nov 27	Sea	L	1/1	0	0	—	—	0
Dec 9	Mia	W	1/0	0	0	—	—	0	Dec 7	at Oak	L	1/0	1	22	22.0	22	0
Dec 16	at NE	W	1/0	0	0	—	—	0	Dec 14	at Sea	L	1/0	1	31	31.0	31	0
Dec 23	at Sea	L	1/0	2	41	20.5	35	0	PLACED ON INJURED RESERVE (Foot) ON 12/17								
Dec 30	Arz	W	1/0	0	0	—	—	0	TOTALS			3/1	2	53	26.5	31	0
TOTALS			13/0	4	51	12.8	35	0									
2012 Postseason									2015								
Date	Opp	W/L	P/S	Rec	Yds	Avg	Lg	TD	Date	Opp	W/L	P/S	Rec	Yds	Avg	Lg	TD
Jan 12	GB	W	1/0	0	0	—	—	0	Sep 14	Min	W	1/1	3	40	13.3	20	0
Jan 20	at Atl	W	1/0	0	0	—	—	0	Sep 20	at Pit	L	1/1	2	10	5.0	7	0
Feb 3	Bal	L	1/0	0	0	—	—	0	Sep 27	at Arz	L	1/0	3	29	9.7	12	0
TOTALS			3/0	0	0	—	—	0	Oct 4	GB	L	1/1	3	26	8.7	13	0
2013									Oct 11	at NYG	L	1/1	3	26	8.7	15	1
Date	Opp	W/L	P/S	Rec	Yds	Avg	Lg	TD	Oct 18	Bal	W	1/1	0	0	—	—	0
Sep 8	GB	W	1/0	0	0	—	—	0	Oct 22	Sea	L	1/1	1	8	8.0	8	0
Sep 15	at Sea	L	1/1	0	0	—	—	0	Nov 1	at StL	L	1/1	0	0	—	—	0
Sep 22	Ind	L	1/0	1	30	30.0	30	0	Nov 8	Atl	W	1/0	2	12	6.0	11t	2
Sep 26	at StL	W	1/0	0	0	—	—	0	Nov 22	at Sea	L	1/1	2	35	17.5	33	0
Oct 6	Hou	W	1/0	0	0	—	—	0	Nov 29	Arz	L	1/0	0	0	—	—	0
Oct 13	Arz	W	1/0	0	0	—	—	0	Dec 6	at Chi	W	—	—	INACTIVE (Ankle)	—	—	—
Oct 20	at Ten	W	1/0	0	0	—	—	0	PLACED ON INJURED RESERVE (Ankle) ON 12/8								
Oct 27	at Jax	W	1/0	0	0	—	—	0	TOTALS			11/8	19	186	9.8	33	3
Nov 10	Car	L	1/0	0	0	—	—	0									
Nov 17	at NO	L	—	—	INACTIVE (Hamstring)	—	—	—									
Nov 25	at Was	W	—	—	INACTIVE (Hamstring)	—	—	—									
Dec 1	StL	W	—	—	INACTIVE (Hamstring)	—	—	—									
Dec 8	Sea	W	—	—	INACTIVE (Hamstring)	—	—	—									
Dec 15	at TB	W	1/0	1	8	8.0	8	0									
Dec 23	Atl	W	1/0	0	0	—	—	0									
Dec 29	at Arz	W	1/0	0	0	—	—	0									
TOTALS			12/1	2	38	19.0	30	0									
2013 Postseason																	
Date	Opp	W/L	P/S	Rec	Yds	Avg	Lg	TD									
Jan 5	at GB	W	1/0	1	6	6.0	6	0									
Jan 12	at Car	W	1/0	0	0	—	—	0									
Jan 19	at Sea	L	1/0	0	0	—	—	0									
TOTALS			3/0	1	6	6.0	6	0									



MARCUS CROMARTIE

20

POSITION CB

HEIGHT 6-0

WEIGHT 195

COLLEGE WISCONSIN

BORN 12.3.90 // MANSFIELD, TX // TIMBERVIEW HS, MANSFIELD, TX
3RD YEAR // ACQUIRED FA IN '14

2016 HIGHLIGHTS

- Part of a 49ers defense that allowed 177 net yds. (99 rush, 78 pass) at LA (12/24), the fewest given up by the 49ers defense in a single game since 11/19/12 vs. Chi. (143; 85 rush, 58 pass).

GOLDMINE

- Marcus Cromartie has many family ties to the NFL. He is cousins with Dominique Rodgers-Cromartie, a cornerback for the New York Giants, and Antonio Cromartie, a cornerback for the Indianapolis Colts. He is also cousins with Da'Mon Cromartie-Smith and Terrelle Smith, who formerly played in the NFL.
- Was living in New Orleans when Hurricane Katrina hit in 2005. Cromartie and his father had to evacuate north to Memphis, TN, where a normal five-hour drive took 13 hours. "The hardest thing about what I went through, I just lost so many friends."

CROMARTIE'S GOLDEN NUGGETS

- Is cousins with New York Giants CB Dominique Rodgers-Cromartie and Indianapolis Colts CB Antonio Cromartie.
- Was born on a military base in Yuma, AZ, where his dad was a 20-year Marine, and his mom spent 20 years with the Navy.

CROMARTIE'S GAME-BY-GAME

2016

Date	Opp	W/L	P/S	Tot	Sol	Ast	Sk	Yds	Int	Yds	PD	FF	FR	Yds
Sep 12	LA	W	1/0	0	0	0	0.0	0.0	0	0	0	0	0	0
Sep 18	at Car	L	—	—	—	—	INACTIVE	—	—	—	—	—	—	—
Sep 25	at Sea	L	—	—	—	—	INACTIVE	—	—	—	—	—	—	—
Oct 2	Dal	L	1/0	0	0	0	0.0	0.0	0	0	0	0	0	0
Oct 6	Arz	L	1/0	0	0	0	0.0	0.0	0	0	0	0	0	0
Oct 16	at Buf	L	1/0	0	0	0	0.0	0.0	0	0	0	0	0	0
Oct 23	TB	L	—	—	—	—	INACTIVE	—	—	—	—	—	—	—
Nov 6	NO	L	1/0	0	0	0	0.0	0.0	0	0	0	0	0	0
Nov 13	at Arz	L	1/0	0	0	0	0.0	0.0	0	0	0	0	0	0
Nov 20	NE	L	1/0	0	0	0	0.0	0.0	0	0	0	0	0	0
Nov 27	at Mia	L	—	—	—	—	INACTIVE	—	—	—	—	—	—	—
Dec 4	at Chi	L	—	—	—	—	INACTIVE	—	—	—	—	—	—	—
Dec 11	NYJ	L	—	—	—	—	INACTIVE	—	—	—	—	—	—	—
Dec 18	at Atl	L	1/0	4	3	1	0.0	0.0	0	0	0	0	0	0
Dec 24	at LA	W	1/0	0	0	0	0.0	0.0	0	0	0	0	0	0
Jan 1	Sea													
TOTALS			9/0	4	3	1	0.0	0.0	0	0	0	0	0	0

Special Teams Tackles: 4

CROMARTIE'S CAREER STATISTICS

YEAR	TEAM	GP	GS	TACKLES					YDS	INT	INTERCEPTIONS				PD	FUMBLES		
				TOT	SOL	AST	SACKS	YDS			YDS	LG	TD	FF		FR	YDS	
2013	SD	0	0	0	0	0	0.0	0.0	0	0	—	0	0	0	0	0	0	
2014	SF	3	0	4	4	0	0.0	0.0	0	0	—	0	1	0	0	0	0	
2015	SF	8	1	10	9	1	0.0	0.0	0	0	—	0	2	0	0	0	0	
2016	SF	9	0	4	3	1	0.0	0.0	0	0	—	0	0	0	0	0	0	
TOTALS		20	1	18	16	2	0.0	0.0	0	0	0	0	3	0	0	0	0	

Additional Statistics:

Special Teams Tackles – 5: 2015 (1); 2016 (4)

Special Teams Own Fumble Recoveries – 1: 1 in 2016

Milestones:

NFL Debut: at Sea. (12/14/14); First Start: vs. Atl. (11/8/15)

CROMARTIE'S CAREER HIGHS

Total Tackles: 7 vs. Atl. (11/8/15)

Solo: 6 vs. Atl. (11/8/15)

Assists: 1 (2 times) Last at Atl. (12/18/16)

Passes Defensed: 1 (3 times) Last vs. StL (1/3/16)

CROMARTIE'S TRANSACTIONS

Originally signed as an undrafted free agent by SD on 4/27/13...Waived by SD on 8/31/13...Signed to SD practice squad on 9/1/13...Promoted to SD active roster on 12/17/13...Placed on the Injured Reserve List on 8/26/14...Waived by SD from the Injured Reserve List on 9/23/14...Signed to Cle. practice squad on 10/29/14...Released by Cle. on 10/30/14...Signed to SF practice squad on 11/18/14...Promoted to SF active roster on 12/13/14...Released by SF on 9/5/15...Signed to SF practice squad on 9/6/15...Promoted to SF active roster on 11/7/15.

2015 (SAN FRANCISCO)

- Made the first start of his NFL career vs. Atl. (11/8) and recorded a career-high 7 tackles and 1 PD.

2014 (SAN DIEGO/CLEVELAND/SAN FRANCISCO)

- Spent the first part of the season with SD on the Injured Reserve List before being waived on 9/23. Spent time on Cle. practice squad and was later waived on 10/30. Joined SF practice squad on 11/18 and was later promoted to the active roster on 12/13. Finished the season with 4 tackles.

2013 (SAN DIEGO)

- Promoted to the Chargers active roster on 12/17, where he spent the remainder of the season, although did not appear in a game.

COLLEGE

Played in 39 games and registered 66 tackles, 15 passes defended, one interception and one forced fumble. As a senior, started all 14 games and was an All-Big Ten Honorable Mention selection. Recorded the second-most passes defended (12) and returned his first-career interception 29 yards for a touchdown in the Big Ten Championship game versus Nebraska for a berth in the Rose Bowl. In 2011, played in 14 games and recorded 26 tackles and one pass deflection. Appeared in 11 games from 2009 to 2010, recording two tackles. Redshirted his freshman season in 2008.

PERSONAL

- Attended Timberview (Mansfield, TX) HS, where he was selected First-Team All-District and All-Area team in his senior season.
- Set his high school's record in the 200 meter (21.77).
- Father, Julius, spent 20 years in the Marine Corps.
- Mother, Judith, spent 20 years in the US Navy.
- Majored in agricultural business.
- Born Marcus Cromartie (12/3/90) in Yuma, AZ.

CROMARTIE'S GAME-BY-GAME

2014 (San Diego/Cleveland/San Francisco)

Date	Opp	W/L	P/S	Tot	Sol	Ast	Sk	Yds	Int	Yds	PD	FF	FR	Yds
WITH SAN DIEGO														
Sep 8	at Arz	L	—	INJURED RESERVE					—	—	—	—	—	—
Sep 14	NO	W	—	INJURED RESERVE					—	—	—	—	—	—
Sep 21	Bal	L	—	INJURED RESERVE					—	—	—	—	—	—
WAIVED BY SD ON 9/23														
SIGNED TO CLE PRACTICE SQUAD ON 10/29														
RELEASED FROM CLE PRACTICE SQUAD ON 10/30														
SIGNED TO SF PRACTICE SQUAD ON 11/18														
Nov 23	Was	W	—	PRACTICE SQUAD					—	—	—	—	—	—
Nov 27	Sea	L	—	PRACTICE SQUAD					—	—	—	—	—	—
Dec 7	at Oak	L	—	PRACTICE SQUAD					—	—	—	—	—	—
PROMOTED TO ACTIVE ROSTER ON 12/13														
Dec 14	at Sea	L	1/0	0	0	0	0.0	0.0	0	0	0	0	0	0
Dec 20	SD	L	1/0	3	3	0	0.0	0.0	0	0	0	0	0	0
Dec 28	Arz	W	1/0	1	1	0	0.0	0.0	0	0	1	0	0	0
TOTALS			3/0	4	4	0	0.0	0.0	0	0	1	0	0	0

2015 (San Francisco)

Date	Opp	W/L	P/S	Tot	Sol	Ast	Sk	Yds	Int	Yds	PD	FF	FR	Yds
Sep 14	Min	—	—	PRACTICE SQUAD					—	—	—	—	—	—
Sep 20	at Pit	—	—	PRACTICE SQUAD					—	—	—	—	—	—
Sep 27	at Arz	—	—	PRACTICE SQUAD					—	—	—	—	—	—
Oct 4	GB	—	—	PRACTICE SQUAD					—	—	—	—	—	—
Oct 11	at NYG	—	—	PRACTICE SQUAD					—	—	—	—	—	—
Oct 18	Bal	—	—	PRACTICE SQUAD					—	—	—	—	—	—
Oct 22	Sea	—	—	PRACTICE SQUAD					—	—	—	—	—	—
Nov 1	at StL	—	—	PRACTICE SQUAD					—	—	—	—	—	—
PROMOTED TO ACTIVE ROSTER ON 11/7														
Nov 8	Atl	W	1/1	7	6	1	0.0	0.0	0	0	1	0	0	0
Nov 22	at Sea	L	1/0	2	2	0	0.0	0.0	0	0	0	0	0	0
Nov 29	Arz	L	1/0	0	0	0	0.0	0.0	0	0	0	0	0	0
Dec 6	at Chi	W	1/0	0	0	0	0.0	0.0	0	0	0	0	0	0
Dec 13	at Cle	L	1/0	0	0	0	0.0	0.0	0	0	0	0	0	0
Dec 20	Cin	L	1/0	0	0	0	0.0	0.0	0	0	0	0	0	0
Dec 27	at Det	L	1/0	0	0	0	0.0	0.0	0	0	0	0	0	0
Jan 3	StL	W	1/0	1	1	0	0.0	0.0	0	0	1	0	0	0
TOTALS			8/1	10	9	1	0.0	0.0	0	0	2	0	0	0



CHRIS DAVIS

43

POSITION CB

HEIGHT 5-10

WEIGHT 201

COLLEGE AUBURN

BORN 11.4.90 // BIRMINGHAM, AL // WOODLAWN HS, BIRMINGHAM, AL
3RD YEAR // ACQUIRED FA IN '15

2016 HIGHLIGHTS

- Combined with DL Ronald Blair to take down QB Dak Prescott vs. Dal. (10/2), marking the first sack of his NFL career.

GOLDMINE

- With one second remaining in the 2013 Iron Bowl between Auburn and Alabama, Davis returned a missed FG 100-yds. for a game-winning TD, propelling No. 5 Auburn to victory over No. 1 Alabama. Besides being broadcast to a nationwide audience on CBS, replays of the return against the Crimson Tide have been watched more than five million times on YouTube and earned Davis the 2014 ESPY Award for the year's best play. "That one play kind of changed my life. They said I'll always be remembered in Auburn. I think that's an honor."



DAVIS' GOLDEN NUGGETS

- Returned a missed FG 100-yds. in the 2013 Iron Bowl to help Auburn defeat No. 1 ranked Alabama.
- Lost his father at the age of two and was raised by his mother, aunt and grandmother.
- Signed to the SF practice squad on 11/3/15 and promoted to the active roster on 11/7/15.

DAVIS' GAME-BY-GAME

2016

Date	Opp	W/L	P/S	Tot	Sol	Ast	Sk	Yds	Int	Yds	PD	FF	FR	Yds
Sep 12	LA	W	—	—	—	—	—	—	INACTIVE (Hamstring)	—	—	—	—	—
Sep 18	at Car	L	1/0	1	0	1	0.0	0.0	0	0	0	0	0	0
Sep 25	at Sea	L	1/0	0	0	0	0.0	0.0	0	0	0	0	0	0
Oct 2	Dal	L	1/0	1	0	1	0.5	1.5	0	0	0	0	0	0
Oct 6	Arz	L	1/0	0	0	0	0.0	0.0	0	0	0	0	0	0

PLACED ON INJURED RESERVE (Knee) ON 10/10

TOTALS			4/0	2	0	2	0.5	1.5	0	0	0	0	0	0
--------	--	--	-----	---	---	---	-----	-----	---	---	---	---	---	---

DAVIS' CAREER STATISTICS

YEAR	TEAM	GP	GS	TACKLES				YDS	INT	INTERCEPTIONS				PD	FUMBLES		
				TOT	SOL	AST	SACKS			YDS	LG	TD	PD		FF	FR	YDS
2014	SD	12	1	12	10	2	0.0	0.0	0	0	—	0	1	1	0	0	0
2015	SF	3	0	0	0	0	0.0	0.0	0	0	—	0	0	0	0	0	0
2016	SF	4	0	2	0	2	0.5	1.5	0	0	—	0	0	0	0	0	0
TOTALS		19	1	14	10	4	0.5	1.5	0	0	—	0	1	1	0	0	0

Additional Statistics:

Special Teams Tackles – 2: 2014 (2)

Kick Returns – 25: 2014 (19); 2016 (6)

Kick Return Yards – 605: 2014 (476); 2016 (129)

Punt Returns – 1: 2014 (1)

Punt Return Yards – 4: 2014 (4)

Milestones:

NFL Debut: vs. NYJ (10/5/14); First Start: at Mia. (11/2/14); First FF: at Mia. (11/2/14 – QB Ryan Tannehill); First Sack: vs. Dal. (10/2/16 – QB Dak Prescott)

DAVIS' CAREER HIGHS

Tackles: 7 at Mia. (11/2/14)

Solo: 6 at Mia. (11/2/14)

Assists: 1 (3 times) Last at Car. (9/18/16)

Passes Defensed: 1 vs. KC (10/19/14)

Forced Fumbles: 1 at Mia. (11/2/14)

Sacks: 0.5 vs. Dal. (10/2/16)

DAVIS' TRANSACTIONS

Originally signed with SD as an undrafted free agent on 5/13/14...Waived/Injured by SD on 9/1/15...Placed on the Injured Reserve List on 9/2/15...Waived/Injured by SD on 10/26/15...Signed to SF practice squad on 11/3/15...Promoted to SF active roster on 11/7/15...Placed on the Injured Reserve List on 10/10/16.

2015 (SAN DIEGO/SAN FRANCISCO)

- Appeared in three games for San Francisco, debuting vs. Atl. (11/8).

2014 (SAN DIEGO)

- Appeared in 12 games (1 start) and registered 12 tackles, 1 PD and 1 FF.
- Notched 19 KORs for 476 yds. (21.1 avg.).
- Made his NFL debut with the Chargers vs. NYJ (10/5), recording 3 total tackles.
- Made his first NFL start at Mia. (11/2), registering a career-high 7 tackles (6 solo) and his first career FF, knocking the ball loose from Dolphins QB Ryan Tannehill.

COLLEGE

Played four years at Auburn and recorded 194 tackles, 24 PDs and 4 TFLs. As a senior, named *Sporting News* All-America, second-team All-SEC and team captain after registering a team-high 69 tackles and 14 PDs. Appeared in 9 games as junior in 2012, recorded 46 tackles and 3 PDs. As a sophomore, started 11 games and recorded 60 tackles, 4 PDs and 1 FF. In 2010 as a freshman, appeared in all 14 games and notched 19 tackles with 4 PDs.

PERSONAL

- Majored in public administration.
- As a senior at Woodlawn (Birmingham, AL) HS, was named the North and East Area Player of Year and All-Metro by *Birmingham News* with 1,621 all-purpose yds. and scoring 60 of his team's 109 points.
- After losing his father at the age of 2, was raised by his mother, Janice Brown, aunt, Michelle Brown, and grandmother, Edith Brown.
- Born Chris Lynn Davis (11/4/90) in Birmingham, AL.

INJURY REPORT

2016: Inactive vs. LA (9/12) with a hamstring injury. Placed on the Injured Reserve List on 10/10 with a knee injury.


DAVIS' GAME-BY-GAME

2014 (San Diego)

Date	Opp	W/L	P/S	Tot	Sol	Ast	Sk	Yds	Int	Yds	PD	FF	FR	Yds
Sep 8	at Arz	L	—	—	—	—	—	—	—	—	—	—	—	—
Sep 14	Sea	W	—	—	—	—	—	—	—	—	—	—	—	—
Sep 21	at Buf	W	—	—	—	—	—	—	—	—	—	—	—	—
Sep 28	Jax	W	—	—	—	—	—	—	—	—	—	—	—	—
Oct 5	NYJ	W	1/0	3	2	1	0.0	0.0	0	0	0	0	0	0
Oct 12	at Oak	W	1/0	0	0	0	0.0	0.0	0	0	0	0	0	0
Oct 19	KC	L	1/0	0	0	0	0.0	0.0	0	0	1	0	0	0
Oct 23	at Den	L	1/0	1	1	0	0.0	0.0	0	0	0	0	0	0
Nov 2	at Mia	L	1/1	7	6	1	0.0	0.0	0	0	0	1	0	0
Nov 16	Oak	W	1/0	0	0	0	0.0	0.0	0	0	0	0	0	0
Nov 23	StL	W	1/0	0	0	0	0.0	0.0	0	0	0	0	0	0
Nov 30	at Bal	W	1/0	0	0	0	0.0	0.0	0	0	0	0	0	0
Dec 7	NE	L	1/0	0	0	0	0.0	0.0	0	0	0	0	0	0
Dec 14	Den	L	1/0	0	0	0	0.0	0.0	0	0	0	0	0	0
Dec 20	at SF	W	1/0	0	0	0	0.0	0.0	0	0	0	0	0	0
Dec 28	at KC	L	1/0	1	1	0	0.0	0.0	0	0	0	0	0	0
TOTALS			12/1	12	10	2	0.0	0.0	0	0	1	1	0	0

2015 (San Diego/San Francisco)

Date	Opp	W/L	P/S	Tot	Sol	Ast	Sk	Yds	Int	Yds	PD	FF	FR	Yds
WITH SAN DIEGO														
Sep 13	Det	W	—	—	—	—	—	—	—	—	—	—	—	—
Sep 20	at Cin	L	—	—	—	—	—	—	—	—	—	—	—	—
Sep 27	at Min	L	—	—	—	—	—	—	—	—	—	—	—	—
Oct 4	Cle	W	—	—	—	—	—	—	—	—	—	—	—	—
Oct 12	Pit	L	—	—	—	—	—	—	—	—	—	—	—	—
Oct 18	at GB	L	—	—	—	—	—	—	—	—	—	—	—	—
Oct 25	Oak	L	—	—	—	—	—	—	—	—	—	—	—	—
WAIVED/INJURED BY SD ON 10/26														
SIGNED TO SF PRACTICE SQUAD ON 11/3														
PROMOTED TO ACTIVE ROSTER ON 11/7														
Nov 8	Atl	W	1/0	0	0	0	0.0	0.0	0	0	0	0	0	0
Nov 22	at Sea	L	1/0	0	0	0	0.0	0.0	0	0	0	0	0	0
Nov 29	Arz	L	—	—	—	—	—	—	—	—	—	—	—	—
Dec 6	at Chi	W	—	—	—	—	—	—	—	—	—	—	—	—
Dec 13	at Cle	L	—	—	—	—	—	—	—	—	—	—	—	—
Dec 20	Cin	L	—	—	—	—	—	—	—	—	—	—	—	—
Dec 27	at Det	L	—	—	—	—	—	—	—	—	—	—	—	—
Jan 3	StL	W	1/0	0	0	0	0.0	0.0	0	0	0	0	0	0
TOTALS			3/0	0	0	0	0.0	0.0	0	0	0	0	0	0



MIKE DAVIS

22

POSITION RB

HEIGHT 5-9

WEIGHT 217

COLLEGE SOUTH CAROLINA

BORN 2.19.93 // ATLANTA, GA // STEPHENSON HS, STONE MOUNTAIN, GA
2ND YEAR // ACQUIRED D-4B IN '15

2016 HIGHLIGHTS

- Made the first start of his NFL career vs. TB (10/23), registering 7 carries for 21 yds. and his first career NFL TD.

GOLDMINE

- Davis entered the draft early in order to help his family. Early in the draft process, Davis' mother received an eviction notice on her door. "I always wanted to help my mom out. I knew with no one else being able to help her I had to step up," said Davis after being drafted.

DAVIS' GOLDEN NUGGETS

- Finished his college career ranked in the top 10 in South Carolina history in rushing yards (2,440), rushing touchdowns (22), yards per carry (5.4) and total touchdowns (24).
- Reunites with college roommate WR Bruce Ellington on the 49ers.
- His brother, James, played RB at Clemson and was drafted by the Cleveland Browns in the sixth round (195th overall) of the 2009 NFL Draft.

DAVIS' GAME-BY-GAME

2016

Date	Opp	W/L	P/S	Rsh	Yds	Avg	Lg	TD	Rec	Yds	TD
Sep 12	LA	W	1/0	3	1	0.3	2	0	0	0	0
Sep 18	at Car	L	1/0	0	0	—	—	0	1	10	0
Sep 25	at Sea	L	1/0	0	0	—	—	0	0	0	0
Oct 2	Dal	L	1/0	0	0	—	—	0	0	0	0
Oct 6	Arz	L	1/0	2	4	2.0	2	0	0	0	0
Oct 16	at Buf	L	1/0	5	13	2.6	7	0	1	6	0
Oct 23	TB	L	1/1	7	21	3.0	8	1	0	0	0
Nov 6	NO	L	1/0	2	11	5.5	7	0	1	9	0
Nov 13	at Arz	L	—	—	—	INACTIVE	—	—	—	—	—
Nov 20	NE	L	—	—	—	INACTIVE	—	—	—	—	—
Nov 27	at Mia	L	—	—	—	INACTIVE	—	—	—	—	—
Dec 4	at Chi	L	—	—	—	INACTIVE	—	—	—	—	—
Dec 11	NYJ	L	—	—	—	INACTIVE	—	—	—	—	—
Dec 18	at Atl	L	—	—	—	INACTIVE	—	—	—	—	—
Dec 24	at LA	W	—	—	—	INACTIVE	—	—	—	—	—
Jan 1	Sea										
TOTALS			8/1	19	50	2.6	8	1	3	25	0

DAVIS' CAREER STATISTICS

YEAR	TEAM	GP	GS	ATT	RUSHING				NO	RECEIVING			
					YDS	AVG	LG	TD		YDS	AVG	LG	TD
2015	SF	6	0	35	58	1.7	13	0	7	38	5.4	11	0
2016	SF	8	1	19	50	2.6	8	1	3	25	8.3	10	0
TOTALS		14	1	54	108	2.0	13	1	10	63	6.3	11	0

Additional Statistics:

Fumbles—Lost — 1—1: 1—1 in 2016

Kick Returns — 2: 2016 (2)

Kick Return Yards — 18: 2016 (18)

Milestones:

NFL Debut: at Pit. (9/20/15); **First Start:** vs. TB (10/23/16); **First Reception:** at Pit. (9/20/15 — 1-yd. pass from QB Colin Kaepernick); **First Rushing TD:** vs. TB (10/23/16)

DAVIS' CAREER HIGHS

Rushes: 10 (2 times) Last vs. StL (1/3/16)

Rushing Yards: 34 vs. StL (1/3/16)

Rushing TDs: 1 vs. TB (10/23/16)

Longest Rush: 13 vs. StL (1/3/16)

Receptions: 2 (3 times) Last vs. StL (1/3/16)

Receiving Yards: 15 vs. StL (1/3/16)

Long Reception: 11 at StL (11/1/15)

DAVIS' TRANSACTIONS

Originally the second of three 4th-round (126th overall) draft choices by SF in 2015...Placed on the Injured Reserve/Designated for Return List on 11/7/15... Activated from the Injured Reserve/Designated for Return List on 1/2/16.

2015

- Recorded career-highs of 34 rushing yds. and 15 rec. yds. vs. StL (1/3/16).

COLLEGE

Played in 37 games (21 starts) and rushed for 2,440 yds. and 22 TDs on 454 carries. Ranks in the top 10 in South Carolina history with 2,440 rushing yds. (9th), rushing TDs (22, t-8th), yds. per carry (5.4, t-8th) and total TDs (24, t-9th). Also notched 70 receipts. for 755 yds. and 2 TDs. As a junior, played in 13 games (10 starts) and rushed for 982 yds. and 9 TDs on 199 carries while adding 32 receipts. for 368 yds. and 2 TDs. In 2013, earned Second-Team All-SEC honors as he played in 12 games (11 starts) and registered 203 carries for 1,183 yds. and 11 TDs. Also tallied 34 receipts. for 352 yds. As a freshman, played in 12 games and recorded 52 carries for 275 yds. and 2 TDs.

PERSONAL

- Majored in sociology.
- Attended Stephenson (Stone Mountain, GA) HS and rushed for 1,923 yds. and 21 TDs on 213 carries, as a senior.
- Named to the AAAAA All-State team by the *Atlanta Journal-Constitution* and selected to the 2011 Super Southeast 120 by the *Mobile Register*.
- His brother, James, played RB at Clemson and was drafted by the Cleveland Browns in the sixth round (195th overall) of the 2009 NFL Draft.

INJURY REPORT

- 2015:** Placed on the Injured Reserve/Designated for Return List on 11/7 with a hand injury.

DAVIS' GAME-BY-GAME

2015

Date	Opp	W/L	P/S	Rsh	Yds	Avg	Lg	TD	Rec	Yds	TD
Sep 14	Min	W	—	—	—	INACTIVE	—	—	—	—	—
Sep 20	at Pit	L	1/0	7	14	2.0	5	0	2	4	0
Sep 27	at Arz	L	1/0	7	6	0.9	4	0	1	5	0
Oct 4	GB	L	—	—	—	INACTIVE	—	—	—	—	—
Oct 11	at NYG	L	—	—	—	INACTIVE	—	—	—	—	—
Oct 18	Bal	W	1/0	1	0	0.0	0	0	0	0	0
Oct 22	Sea	L	1/0	0	0	0.0	—	0	0	0	0
Nov 1	at StL	L	1/0	10	4	0.4	5	0	2	14	0
Nov 8	Atl	W	INJURED RESERVE/DESIGNATED FOR RETURN								—
Nov 22	at Sea	L	INJURED RESERVE/DESIGNATED FOR RETURN								—
Nov 29	Arz	L	INJURED RESERVE/DESIGNATED FOR RETURN								—
Dec 6	at Chi	W	INJURED RESERVE/DESIGNATED FOR RETURN								—
Dec 13	at Cle	L	INJURED RESERVE/DESIGNATED FOR RETURN								—
Dec 20	Cin	L	INJURED RESERVE/DESIGNATED FOR RETURN								—
Dec 27	at Det	L	INJURED RESERVE/DESIGNATED FOR RETURN								—
Jan 3	StL	W	1/0	10	34	3.4	13	0	2	15	0
TOTALS			6/0	35	58	1.7	13	0	7	38	0



PHIL DAWSON

4

POSITION K

HEIGHT 5-11

WEIGHT 200

COLLEGE TEXAS

BORN 1.23.75 // DALLAS, TX // LAKE HIGHLANDS HS, DALLAS, TX
18TH YEAR // ACQUIRED FA IN '13

AWARDS & HONORS

2001: AFC Special Teams Player of the Week (Week 3)

2005: AFC Special Teams Player of the Week (Week 15)

2012: AFC Pro Bowl

2013: NFC Special Teams Player of the Week (Week 14)

2014: NFC Special Teams Player of the Week (Week 5)

2015: Bill Walsh Award



2016 HIGHLIGHTS

- Converted 3 of 3 FGs [49, 48, 46] and 2 of 2 PAT for a total of 11 points vs. NO (11/6), marking the first time he hit three FGs of 45 yds.-or-longer in the same game since 9/27/12 at Bal. [3 for 3 (51, 50, 52)].
- Connected on 2 of 2 FGs [49, 53] and 2 of 2 PAT for a total of 8 points at Arz. (11/13), moving him past RB Roger Craig (396 pts.) for 10th all-time on the franchise's all-time scoring list. His 53-yd. FG extended his franchise record to 14 made FGs of 50-or-more yds.
- With a 33-yd. FG in the 1st Qtr. vs. NE (11/20), became the 10th kicker in NFL history to record 400-or-more made FGs in his career. With 5 total points on the day (1 for 1 FG, 2 of 2 PAT), he became the 10th player in franchise history to score 400-or-more points and the 3rd-fastest kicker in franchise history to reach 400 total points scored.

QUICKEST TO 400 POINTS, 49ERS KICKERS

	Player	Games
1.	Mike Cofer	54
2.	Bruce Gossett	55
3.	Phil Dawson	58
4.	Joe Nedney	63
5.	Ray Wersching	75

GOLDMINE

- During the 2008 and 2011 seasons, Dawson teamed up with the Adoption Network to invite families who have recently adopted children to each Browns home game so they can form new memories as a family. "The reason behind all this is my wife was adopted so we have a pretty special place in our hearts for families trying to adopt," Dawson said.
- Was active in the Cleveland community and founded the "Dawson's 4 Adoption" season ticket program which provided tickets, apparel and food for the Adoption Network Cleveland organization.
- Dawson's two main hobbies now are actually his first two part-time jobs growing up. His first official job in middle school was driving the tractor that picks up the golf balls at the driving range. "For every tray of balls I would bring in and pour in the washer, I'd get \$3," said Dawson. "The busier the driving range, the more money I made." His other job was mowing lawns. He and a friend would mow about 30 lawns every week during the summers. "I love golf and I love yard work," he said.

DAWSON'S GOLDEN NUGGETS

- Named the 49ers Bill Walsh Award winner for the 2015 season. The award, which is voted on by coaches, is given to the 49ers team MVP, honoring his outstanding individual performance.
- Has the highest all-time FG percentage among kickers with 400-or-more FG made in NFL history (84.5%).
- In 2013, set the 49ers franchise record with 27 consecutive FG made and in 2015, recorded the 2nd-longest streak with 19 consecutive FGs made.
- Was part of an infamous field goal attempt against the Baltimore Ravens in 2012 that eventually led to a rule dubbed the "Phil Dawson Rule." Dawson kicked a 51-yard field goal on the final play of regulation that bounced off the left upright and caromed off the rear "gooseneck" attachment behind the crossbar. The attempt was originally ruled no good, but the officials reversed the call following a discussion even though the play was not technically reviewable. The next year, a rule change was made to allow certain field goals to be reviewed by instant replay.
- His wife, Shannon, is a professional singer, who performed as a backup singer for Wayne Newton in Las Vegas. She released her country/contemporary Christian mix album titled Redemption on September 11, 2013.

DAWSON'S GAME-BY-GAME

2016	Date	Opp	W/L	Pts	XP-XPA	FG-FGA	Kick-By-Kick
	Sep 12	LA	W	4	4-4	0-0	
	Sep 18	at Car	L	9	3-3	2-2	29, 39
	Sep 25	at Sea	L	4	1-1	1-2	22, 53N
	Oct 2	Dal	L	5	2-2	1-1	36
	Oct 6	Arz	L	3	3-3	0-0	
	Oct 16	at Buf	L	10	1-1	3-3	33, 48, 47
	Oct 23	TB	L	5	2-2	1-1	28
	Nov 6	NO	L	11	2-2	3-3	49, 48, 46
	Nov 13	at Arz	L	8	2-2	2-2	49, 53
	Nov 20	NE	L	5	2-2	1-1	33
	Nov 27	at Mia	L	6	3-3	1-1	36
	Dec 4	at Chi	L	6	0-0	2-2	31, 28
	Dec 11	NYJ	L	5	2-2	1-3	44N, 48N, 47
	Dec 18	at Atl	L	1	1-2	0-0	
	Dec 24	at LA	W	2	2-2	0-0	
	Jan 1	Sea					
TOTALS				84	30-31	18-21	Long: 53

CAREER HIGHLIGHTS

- Is one of 16 players in NFL history to surpass 1,600 points scored (1,695) and currently ranks 10th all-time in total FGs made.

MOST CAREER POINTS IN NFL HISTORY		MOST FGs MADE IN NFL HISTORY	
Player	Pts.	Player	FGs
13. Nick Lowery	1,711	8. John Kasay	461
14. Jan Stenerud	1,699	9. Sebastian Janikowski	414
15. Phil Dawson	1,695	10. Phil Dawson	404
16. Ryan Longwell	1,687	11. David Akers	386
17. Eddie Murray	1,594	12. Nick Lowery	383

- Dawson's FG percentage of 84.5% ranks first in NFL history among kickers with 400-or-more FGs made.
- Ranks first in 49ers franchise history with 14, 50-plus yd. field goals.

MOST 50-PLUS YD. FGs MADE IN 49ERS HISTORY		
	Player	FGs
1.	Phil Dawson (2013-16)	14
2.	Joe Nedney (2005-10)	10
3.	David Akers (2011-12)	9

- Dawson's total of 38 FGs from 50-or-more yds. ranks tied for 6th in NFL history, while his percentage from the 50-plus yd. range of 70.4% (38 of 54) ranks 7th.
- Finished the 2013 regular season with the 2nd most made FGs (32) and pts. scored (140) in 49ers franchise history.

- Ranks as the Browns franchise leader in FG percentage with a mark of 84% (305-363).
- Is 1st on the Browns all-time made FGs list with 305 kicks made.
- Ranks 2nd in Browns franchise history with 1,265 career points (Lou Groza - 1,349).
- Holds the Browns franchise single-season record with 30 FGs made in 2008.
- Is the only player in Browns franchise history to account for six 100-point seasons.
- In 2008, he became the first player in Browns franchise history to convert a 50+ yd. FG in three consecutive games.
- Set the 49ers franchise record with 27 consecutive made FGs in 2013 (10/6/13 - 12/29/13), passing K Joe Nedney's previous mark of 18 in a row (11/26/06 - 9/30/07).
- In 2004, he established a Browns franchise record with 27 consecutive FGs made [vs. SD (10/19/03) - vs. NYJ (11/21/04)], only to one-up his own record in 2012 with 29 consecutive FGs made [vs. Bal. (12/4/11) - at Oak. (12/2/12)].
- According to the Elias Sports Bureau, Dawson, who also holds the Cleveland Browns franchise record for most consecutive made FGs (27), joined K Olindo Mare (Mia. and Sea.) and Neil Rackers (Arz. and Hou.) as the only kickers who currently hold the record for most consecutive made FGs for two different franchises.

MOST CONSECUTIVE FGs MADE IN 49ERS HISTORY

	Player	FGs
1.	Phil Dawson	27
2.	Phil Dawson	19
3.	Joe Nedney	18
4.	Mike Cofer	17
5t.	Wade Richey	16
	Gary Anderson	16

DAWSON'S CAREER STATISTICS

YEAR	TEAM	G	XP	XPA	PCT	FG	FGA	PCT	BLK	LG	PTS
1999	CLE	15	23	24	95.8	8	12	66.7	0	49	47
2000	CLE	16	17	17	100.0	14	17	82.4	0	45	59
2001	CLE	16	29	30	96.7	22	25	88.0	0	48	95
2002	CLE	16	34	35	97.1	22	28	78.6	1	52	100
2003	CLE	13	20	21	95.2	18	21	85.7	0	52	74
2004	CLE	16	28	28	100.0	24	29	82.8	0	50	100
2005	CLE	16	19	21	90.5	27	29	93.1	0	44	100
2006	CLE	16	25	25	100.0	21	29	72.4	0	51	88
2007	CLE	16	42	43	97.7	26	30	86.7	1	51	120
2008	CLE	16	18	18	100.0	30	36	83.3	0	56	108
2009	CLE	11	18	19	94.7	17	19	89.5	0	49	69
2010	CLE	16	28	28	100.0	23	28	82.1	0	48	97
2011	CLE	16	20	20	100.0	24	29	82.8	2	54	92
2012	CLE	16	29	29	100.0	29	31	93.5	1	53	116
2013	SF	16	44	44	100.0	32	36	88.9	0	56	140
2014	SF	16	33	33	100.0	25	31	80.6	1	55	108
2015	SF	16	20	21	95.2	24	27	88.9	2	54	92
2016	SF	15	30	31	96.8	18	21	85.7	0	53	84
TOTALS		278	477	487	97.9	404	478	84.5	8	56	1,695

PLAYOFFS

YEAR	TEAM	G	XP	XPA	PCT	FG	FGA	PCT	BLK	LG	PTS
2002	CLE	1	3	3	100.0	2	2	100.0	0	31	9
2013	SF	3	6	6	100.0	7	7	100.0	0	49	27
TOTALS		4	9	9	100.0	9	9	100.0	0	49	36

Additional Statistics:

Punting – 9–257: 2002 (2–36 yds.; 18.0 avg; 18.0 net avg.); 2003 (1–29 yds.; 29.0 avg.; 29.0 net avg.); 2005 (2–53 yds.; 26.5 avg.; 26.5 net avg.); 2006 (2–58 yds.; 29.0 avg.; 19.0 net avg.); 2008 (1–33 yds.; 33.0 avg.; 33.0 net avg.); 2015 (1–48 yds.; 48.0 avg.; 47.0 net avg.)

Passing – 1–1–10–0–0 TDs: 2009 (1–1–10–0–0 TDs)

Rushing – 2–18–1 TD: 1999 (1–4–1 TD); 2003 (1–14)

Special Teams Tackles – 1: 2014 (1)

Milestones:

NFL Debut: at Ten. (9/19/99); **First FG:** at Ten. (9/19/99); **100th FG Made:** at Bal. (11/7/04); **200th FG Made:** at Buf. (11/17/08); **300th FG Made:** at Oak. (12/2/12); **400th FG Made:** vs. NE (11/20/16); **First PAT:** at Bal. (9/26/99); **100th PAT Made:** at Bal. (12/22/02); **200th PAT Made:** vs. Cin. (9/16/07); **300th PAT Made:** at Cin. (12/19/10); **400th PAT Made:** vs. Chi. (9/14/14); **500th Career Point:** vs. Chi. (10/9/05); **1,000th Career Point:** at NO (10/24/10); **100–Point Seasons:** 9, Last in 2014 (108); **Highest Single–Game Points Total:** 19 at SD (11/5/06)

DAWSON'S CAREER FIELD GOAL STATISTICS

YEAR	TEAM	1-19	PCT	20-29	PCT	30-39	PCT	40-49	PCT	50+	PCT	TOT
1999	CLE	0/0	—	2/2	100.0	3/5	60.0	3/5	60.0	0/0	—	8/12
2000	CLE	3/3	100.0	4/4	100.0	5/5	100.0	2/5	40.0	0/0	—	14/17
2001	CLE	0/0	—	10/10	100.0	8/9	88.9	4/6	66.7	0/0	—	22/25
2002	CLE	0/0	—	9/10	90.0	6/8	75.0	5/7	71.4	2/3	66.7	22/28
2003	CLE	2/2	100.0	7/7	100.0	4/5	80.0	3/5	60.0	2/2	100.0	18/21
2004	CLE	0/0	—	11/11	100.0	6/8	75.0	6/9	66.7	1/1	100.0	24/29
2005	CLE	2/2	100.0	11/11	100.0	9/11	81.8	5/5	100.0	0/0	—	27/29
2006	CLE	0/0	—	5/6	83.3	9/10	90.0	6/12	50.0	1/1	100.0	21/29
2007	CLE	2/2	100.0	9/10	90.0	7/8	87.5	7/8	87.5	1/2	50.0	26/30
2008	CLE	0/0	—	10/10	100.0	12/14	85.7	5/6	83.3	3/6	50.0	30/36
2009	CLE	0/0	—	7/7	100.0	5/5	100.0	5/6	83.3	0/1	0.0	17/19
2010	CLE	3/3	100.0	7/7	100.0	10/10	100.0	3/5	60.0	0/3	0.0	23/28
2011	CLE	0/0	—	7/9	77.8	3/4	75.0	7/8	87.5	7/8	87.5	24/29
2012	CLE	0/0	—	8/9	88.9	8/9	88.9	6/6	100.0	7/7	100.0	29/31
2013	SF	0/0	—	12/13	92.3	6/6	100.0	10/11	90.9	4/6	66.7	32/36
2014	SF	0/0	—	6/6	100.0	8/9	88.9	5/7	71.4	6/9	66.7	25/31
2015	SF	0/0	—	9/10	90.0	6/6	100.0	7/8	87.5	3/3	100.0	24/27
2016	SF	0/0	—	4/4	100.0	6/6	100.0	7/9	77.8	1/2	50.0	18/21
TOTALS		12/12	100.0	138/146	94.5	121/138	87.7	95/128	74.2	38/54	70.4	404/478

PLAYOFFS

YEAR	TEAM	1-19	PCT	20-29	PCT	30-39	PCT	40-49	PCT	50+	PCT	TOT
2002	CLE	0/0	—	1/1	100.0	1/1	100.0	0/0	—	0/0	—	2/2
2013	SF	0/0	—	3/3	100.0	3/3	100.0	1/1	100.0	0/0	—	7/7
TOTALS		0/0	—	4/4	100.0	4/4	100.0	1/1	100.0	0/0	—	9/9

DAWSON'S TRANSACTIONS

Originally signed as an undrafted free agent with Oak. on 4/24/98...Waived by Oak. on 8/18/98...Claimed by NE via waivers on 8/21/98...Waived by NE on 8/30/98...Signed to NE practice squad on 8/31/98...Signed by Cle. on 3/25/99...Re-signed with Cle. on 4/26/02...Re-signed with Cle. on 7/15/05...Re-signed with Cle. as a franchise player on 7/30/11...Re-signed with Cle. as a franchise player on 3/19/12...Signed with SF on 3/19/13... Re-signed with SF on a two-year contract on 3/11/14.

2015 (SAN FRANCISCO)

- Converted 24 of 27 FGAs and 20 of 21 PATs during the first season with the NFL's new 33-yd. PAT for a total of 92 points.
- Made a 53-yd. FG vs. Bal. (10/18) and now ranks first in 49ers franchise history in 50-plus yd. field goals made.
- Converted on a 44-yd. FG at Cle. (12/13), giving him 19 consecutive made FGs and moving him into sole possession of the two longest consecutive made FG streaks in 49ers franchise history.
- Connected on all 4 FGAs (26, 28, 38 & 23 yds.) vs. StL (1/3/16), including the 23-yd. FG in overtime to win the game. Dawson has made 386 career FGs, ranking t-9th in NFL history.
- With 13 points scored vs. StL (1/3/16), became the 16th player in NFL history to reach 1,600 career pts.

2014 (SAN FRANCISCO)

- Converted 25 of 31 FGAs and all 33 PATs for a total of 108 points, his 8th career season with 100-or-more points.
- Made all 5 FGAs (31, 55, 52, 27, 30) and one PAT vs. KC (10/5). His 55-yd. FG marked the longest FG by Dawson this season and is tied for the 3rd longest made FG of his career [56 - at Arz. (12/29/13) and at Buf. (11/17/08); 55 - at NO (11/17/13)]. His 5 made FGs are tied for the 2nd most he's made in a single game in his career [6 of 6 at SD (11/5/06); 5 of 5 at Hou. (1/2/05); 5 of 5 at Buf. (11/17/08); 5 of 5 vs. Bal. (11/4/12)] and it was the 4th time in his career that he has made two or more FGs of 50-or-more yds. in a game [at Bal. (9/27/12) - 51, 50 and 52; at Hou. (11/6/11) - 50 and 51; vs. Sea. (10/23/11) - 52 and 53]. It marked the 2nd time in Dawson's career that he made 4-or-more FGs in consecutive games after making 4 of 4 last week vs. Phi. [4 of 4 vs. Sea. (12/8/13) and 4 of 4 at TB (12/15/13)].
- Connected on 3 PATs and 2 of 2 FGAs, including a 35-yd. game-winner in OT at NO (11/9).

2013 (SAN FRANCISCO)

- Connected on 32 of 36 FGAs and all 44 PATs for a career-high 140 points, ranking t-6th in the NFL.
- Dawson made 2 FGs (56, 40) in the final two minutes of the game to give the 49ers the 23-20 win at Arz. (12/29). He connected on 3 of 4 FGs and both PATs on the day. He made 27 consecutive FGs, the longest streak of consecutive FGs made in 49ers franchise history. Dawson finished the regular season with the 2nd most made FGs (32) and points scored (140) in franchise history.
- Dawson connected on 3 of 3 FGAs, including the game-winning 33-yd. FG as time expired at GB (1/5/14 - NFC-W).
- Made 3 of 3 FGAs, and set a new 49ers postseason record for longest FG made with a 49-yd. FG on San Francisco's opening drive at Car. (1/12/14 - NFC-D) [Wade Richey 48-yd. FG vs. GB (1/3/99 - NFC-W)].

2012 (CLEVELAND)

- Made 29 of 31 FGs, 29 of 29 PATs for a total of 116 points and converted a 53-yd. FG at Den. (12/23) for his season long. Seven of his 29 made FGs were from 50-or-more yds. which ranked 1st in the AFC and 2nd in the NFL. His 93.5 FG percentage led the AFC and ranked 2nd in the NFL.
- His 116 total points for the season marked the 6th time in his career he has compiled 100-or-more points.
- Voted to the AFC Pro Bowl squad, the first Browns player to be selected to the Pro Bowl as a K (Lou Groza was selected as a T).
- Hit 3 of 3 FGAs, all of which came from 50-or-more yds. With FGs from 51, 50 and 52 yds., Dawson accomplished the feat of converting 3 FGs from 50-or-more yds. in the same game for the first time in his career, tying the NFL single-game record as he joined 6 other kickers who have attained that achievement [Last - Jax. K Josh Scobee (10/24/11)].
- Accounted for all 15 of the Browns points vs. Bal. (11/4) with 5 FGs, which came from 32, 28, 29, 33 and 41 yds. out. The 5 FGs marked the 4th game of his career with 5-or-more made FGs and tied for the 2nd most ever by a Brown in a game.
- Made both FGAs, from 28 and 32 yds. out and made both PATs vs. Pit. (11/25). With the two made FGs, Dawson tied a personal best and Browns team record with 27 straight made FGs.
- Made each of his first 2 FGAs at Oak. (12/2) from 41 and 35 yds. before having his third att. from 28 yds. blocked. The block snapped his 23 consecutive FGs made for the season and 29 consecutive FGs made in a row dating back to a 2011 matchup vs. Bal. (12/4/11) when the streak started.

2011 (CLEVELAND)

- Converted 24 of 29 FGAs and all 20 PATs for a team-high 92 points.
- Hit 7 FGs of 50-or-more yds., including a long of 54 yds. at Cin. (11/27). His 7 made FGs tied for most in the NFL (SF K David Akers - 7 and Oak. K Sebastian Janikowski - 7) and marked the most of his career, surpassing his previous best of 3 in 2008.
- The 7 FGs of 50-or-more yds. tied for the 3rd highest single-season figure in NFL history, trailing only K Morten Anderson (8 - 1995) and K Jason Hanson (8 - 2008).
- Made FGs of 52 and 53 yds. vs. Sea. (10/23), the first time in his career he notched two 50-or-more yd. FGs in the same game. His 53-yarder came with 11:18 to play in the game and put the Browns ahead for the 6-3 win.

2010 (CLEVELAND)

- Converted all 28 PATs and 23 of 28 FGAs with a long of 48 yds. His 97 points for the season led the team.
- Made a 39-yd. FG at Pit. (10/17) to take sole possession of 1st place on the Browns all-time career made FGs list with 235, passing K Lou Groza (234).
- Made 3 FGs and converted all 3 PATs at NO (10/24) for a season-best 12 points to surpass the 1,000-point plateau, a mark which only two other Browns players have achieved.
- Booted 4th qtr. game-winning FGs in back-to-back contests. He made a 41-yd. FG with 2:42 remaining vs. Car. (11/28) to put the Browns up 24-23 for his 13th career game-winning FG. Hit a 23-yd. FG as time expired in regulation to give the Browns a 13-10 win at Mia. (12/5).

2009 (CLEVELAND)

- Played in 11 games and scored a team-high 69 points.
- Nailed a 44-yd. FG at Det. (11/22) on the game's opening drive for the 217th FG of his career as he moved past K Don Cockroft into sole possession of 2nd on the Browns all-time list.
- Completed a 10-yd. pass to WR Mike Furrey at Det. (11/22) out of FG formation, marking the first pass att. of his career.

2008 (CLEVELAND)

- Set the Browns franchise single-season record with 30 made FGs.
- With 108 points, he became the first player in Browns franchise history to account for 5 seasons with 100-or-more points.
- Connected on 2 game-winning FGs, a 20-yarder at Jax. (10/26) and a 56-yarder at Buf. (11/17).
- Became the first player in Browns history to convert a FG of 50-or-more yds. in 3 consecutive games, a 54-yd. FG vs. Bal. (11/2), 52-yarder vs. Den. (11/6) and 56-yd. FG at Buf. (11/17).
- Had a season-best 17 points on 5 of 5 FGAs and 2 of 2 PATs and kicked a career-long 56-yd. game-winning FG with 1:39 remaining for a 29-27 victory at Buf. (11/17).
- His 30th FG of the season came on a 27-yarder at Phi. (12/15) as he broke K Matt Stover's single-season Browns record.

2007 (CLEVELAND)

- Was voted as a Browns special teams captain at the start of the season.
- Set a then-career-high with 120 points, which ranked t-2nd in team history and is the highest total by a Browns kicker.
- Became the first player in Browns franchise history to post 4 seasons of 100-or-more points.
- Had 2 game-winning OT kicks, with a 25-yarder vs. Seattle (11/4) and a 33-yarder at Bal. (11/18).
- Had a season-high 4 made FGs at Bal. (11/18), including the game-tying 51-yd. FG to force OT, where he also hit the game-winning 33-yd. FG.
- With 9 points vs. Hou. (11/25), Dawson moved into 3rd place in franchise history in all-time scoring with 760 total points, surpassing RB Jim Brown (756).

2006 (CLEVELAND)

- Set a Browns franchise record and personal high with 6 made FGs and 19 points at SD (11/5).
- Hit a game-winning 33-yd. FG in OT vs. KC (12/3) to make the final score 31-28.

2005 (CLEVELAND)

- Finished the season with 100 points for the 3rd time in his career.
- Topped the 500 career points plateau with a 22-yard FG at Ind. (9/25).
- Played in his 100th career NFL game vs. Ten. (11/6).

2004 (CLEVELAND)

- Recorded his 2nd season with 100 points as he established a Browns franchise record with 27 consecutive FGs made (vs. SD 10/19/03 - vs. NYJ 11/21/04).

2003 (CLEVELAND)

- Led the Browns with 74 points after connecting on 18 of 21 FGAs and 20 of 21 PATs.
- Missed the final 3 games of the season after being placed on Injured Reserve (12/9) with a fractured left arm.

2002 (CLEVELAND)

- Posted his first 100 point season after making 22 of 28 FGAs. 34 of 35 PATs, a long of 52 yds. and helped to lead the Browns to the postseason.
- Nailed a 33-yd. FG in OT to lift the Browns to a 31-28 win at Ten. (9/22).
- Converted on 2 onside kicks, at Ten. (9/22) and vs. Bal. (10/6). The onside kick at Ten. led to a 4th qtr. TD to force OT and Dawson recovered his own onside kick vs. Bal.

2001 (CLEVELAND)

- Ranked 2nd in the NFL in FG accuracy at 88.0% (22-25 FG atts.).
- His 15 consecutive made FGs to finish the season was the longest active streak in the NFL at the conclusion of the regular season.
- Named AFC Player of the Week for Week 3, with 3 made FGs and 2 made PATs for a total of 11 points at Jax. (9/30).
- Connected on a 44-yd. FG with :55 remaining in the 4th qtr. to give his team a 41-38 victory at Ten. (12/30).

2000 (CLEVELAND)

- Was perfect on the season from inside the 39-yd. line, going 12-of-12 from that distance.

1999 (CLEVELAND)

- Earned a spot on the 53-man roster and won the placekicking job in training camp, fending off competition from K Chris Boniol and K Danny Knight.
- Appeared in his first NFL game at Ten. (9/19) and converted his first att. from 41-yds. in the 2nd qtr.
- Scored the Browns first rushing TD of the season and the first rushing TD in Cleveland Browns Stadium history on a 4-yd. run on a fake FG att. vs. Cin. (10/10).
- Made a 39-yd. FG as time expired to provide the Browns with a 16-15 win at Pit. (11/14).

1998 (NEW ENGLAND)

- Originally signed by Oak. as an undrafted free agent and was later waived by the Raiders on 8/18.
- Claimed via waivers by NE on 8/21 and spent the entire season on the Patriots practice squad.

COLLEGE

A 4-year letterman at the University of Texas where he was a team captain and earned First-Team All-America and Big 12 honors following his senior year in 1997. As a junior, he was a First-Team All America selection and connected on 19 of 24 atts. for 108 points in 12 games with a career-long 53 yarder. He was also named to the All-Academic Big 12 teams in 1996 and 1997.

PERSONAL

- He and his wife, Shannon, have two sons, Dru and Beau, and a daughter, Sophiann.
- Born in West Palm, FL, but grew up in Dallas, TX, where he attended Lake Highlands HS. He started at tackle in addition to his placekicking duties.
- Named the 2007 Dino Lucarelli "Good Guy" Award by the Cleveland PFWA chapter, the 2006 Ed Block Courage Award winner and the 2006 winner of the Doug Dieken Humanitarian Award for his charitable and community efforts, as recognized by the Cleveland Touchdown Club.
- His wife, Shannon, is an accomplished singer who has sang at George W. Bush's Inauguration after he was elected Governor of Texas (1994).

INJURY REPORT

2003: Suffered a fractured left arm and missed the last 3 games of the season after being placed on the Injured Reserve List (12/9).

2009: Was Inactive for 5 games with a right calf injury [at Bal. (9/27), vs. Cin (10/4), at Buf. (10/11), at Pit. (10/18), vs. GB (10/25)].

DAWSON'S GAME-BY-GAME

1999 (Cleveland)

Date	Opp	W/L	Pts	XP-XPA	FG-FGA	Kick-By-Kick
Sep 12	Pit	L	—	INACTIVE	—	
Sep 19	at Ten	L	3	0-0	1-1	41
Sep 26	at Bal	L	4	1-1	1-1	49
Oct 3	NE	L	1	1-1	0-1	38N
Oct 10	Cin	L	5	2-2	1-1	33
Oct 17	at Jax	L	1	1-1	0-0	
Oct 24	at StL	L	3	0-0	1-1	47
Oct 31	at NO	W	3	3-3	0-1	46N
Nov 7	Bal	L	3	0-1	1-1	25
Nov 14	at Pit	W	4	1-1	1-1	39
Nov 21	Car	L	5	2-2	1-2	38N, 23
Nov 28	Ten	L	3	3-3	0-1	
Dec 5	at SD	L	4	1-1	1-2	33, 45N
Dec 12	at Cin	L	2	2-2	0-0	
Dec 19	Jax	L	2	2-2	0-0	
Dec 26	Ind	L	4	4-4	0-0	
TOTALS			47	23-24	8-12	Long: 49

2002 (Cleveland)

Date	Opp	W/L	Pts	XP-XPA	FG-FGA	Kick-By-Kick
Sep 8	KC	L	15	3-3	4-4	20, 32, 34, 41
Sep 15	Cin	W	8	2-2	2-2	52, 45
Sep 22	at Ten	W	7	4-4	1-2	52N, 33
Sep 29	at Pit	L	7	1-1	2-3	28, 28, 45N
Oct 6	Bal	L	1	1-1	0-0	
Oct 13	at TB	L	3	0-0	1-1	50
Oct 20	Hou	W	10	4-4	2-2	35, 43
Oct 27	at NYJ	W	10	1-1	3-3	23, 26, 35
Nov 3	Pit	L	2	2-3	0-0	
Nov 17	at Cin	W	9	3-3	2-3	24N, 27, 40
Nov 24	at NO	W	6	3-3	1-1	28
Dec 1	Car	L	6	0-0	2-3	25, 30N, 33
Dec 8	at Jax	W	3	3-3	0-2	42N, 36B
Dec 15	Ind	L	5	2-2	1-1	29
Dec 22	at Bal	W	2	2-2	0-0	
Dec 29	Atl	W	6	3-3	1-1	40
TOTALS			100	34-35	22-28	Long: 52

2000 (Cleveland)

Date	Opp	W/L	Pts	XP-XPA	FG-FGA	Kick-By-Kick
Sep 3	Jax	L	1	1-1	0-0	
Sep 10	at Cin	W	6	3-3	1-1	30
Sep 17	Pit	W	11	2-2	3-3	23, 28, 19
Sep 24	at Oak	L	4	1-1	1-2	42N, 29
Oct 1	Bal	L	0	0-0	0-0	
Oct 8	at Arz	L	3	3-3	0-1	42N
Oct 15	at Den	L	4	1-1	1-1	45
Oct 22	at Pit	L	0	0-0	0-1	42N
Oct 29	Cin	L	3	0-0	1-1	18
Nov 5	NYG	L	3	0-0	1-1	19
Nov 12	NE	W	13	1-1	4-4	39, 43, 35, 35
Nov 19	at Ten	L	4	1-1	1-1	38
Nov 26	at Bal	L	1	1-1	0-0	
Dec 3	at Jax	L	0	0-0	0-0	
Dec 10	Phi	L	6	3-3	1-1	29
Dec 17	Ten	L	0	0-0	0-0	
TOTALS			59	17-17	14-17	Long: 45

2002 Postseason (Cleveland)

Date	Opp	W/L	Pts	XP-XPA	FG-FGA	Kick-By-Kick
Jan 5	at Pit	L	9	3-3	2-2	31, 24
TOTALS			9	3-3	2-2	Long: 31

2003 (Cleveland)

Date	Opp	W/L	Pts	XP-XPA	FG-FGA	Kick-By-Kick
Sep 7	Ind	L	6	0-0	2-2	19, 20
Sep 14	at Bal	L	7	1-1	2-2	44, 35
Sep 21	at SF	W	1	1-1	0-1	48N
Sep 28	Cin	L	2	2-2	0-1	35N
Oct 5	at Pit	W	9	3-4	2-2	19, 22
Oct 12	Oak	W	7	1-1	2-2	52, 32
Oct 19	SD	L	8	2-2	2-3	46N, 46, 42
Oct 26	at NE	L	3	0-0	1-1	29
Nov 9	at KC	L	8	2-2	2-2	50, 22
Nov 16	Arz	W	14	5-5	3-3	34, 24, 29
Nov 23	Pit	L	6	0-0	2-2	27, 31
Nov 30	at Sea	L	1	1-1	0-0	
Dec 8	StL	L	2	2-2	0-0	

PLACED ON INJURED RESERVE (Arm) ON 12/9

TOTALS			74	20-21	18-21	Long: 52
---------------	--	--	-----------	--------------	--------------	-----------------

2001 (Cleveland)

Date	Opp	W/L	Pts	XP-XPA	FG-FGA	Kick-By-Kick
Sep 9	Sea	L	6	0-0	2-3	37N, 48, 22
Sep 23	Det	W	6	3-3	1-2	33, 46N
Sep 30	at Jax	W	11	2-2	3-3	35, 28, 30
Oct 7	SD	W	8	2-2	2-3	31, 48N, 27
Oct 14	at Cin	L	2	2-2	0-0	
Oct 21	Bal	W	6	3-3	1-1	33
Nov 4	at Chi	L	3	3-3	0-0	
Nov 11	Pit	L	4	1-1	1-1	40
Nov 18	at Bal	W	9	3-3	2-2	29, 42
Nov 25	Cin	W	12	0-1	4-4	23, 27, 23, 33
Dec 2	Ten	L	1	1-1	0-0	
Dec 9	at NE	L	10	1-1	3-3	27, 39, 22
Dec 16	Jax	L	4	1-1	1-1	29
Dec 23	at GB	L	1	1-1	0-0	
Dec 30	at Ten	W	11	5-5	2-2	30, 44
Jan 6	at Pit	L	1	1-1	0-0	
TOTALS			95	29-30	22-25	Long: 48

2004 (Cleveland)

Date	Opp	W/L	Pts	XP-XPA	FG-FGA	Kick-By-Kick
Sep 12	Bal	W	8	2-2	2-2	37, 25
Sep 19	at Dal	L	12	0-0	4-4	45, 23, 49, 22
Sep 26	at NYG	L	4	1-1	1-1	49
Oct 3	Was	W	5	2-2	1-1	30
Oct 10	at Pit	L	11	2-2	3-3	24, 34, 46
Oct 17	Cin	W	10	4-4	2-2	23, 33
Oct 24	Phi	L	7	4-4	1-1	38
Nov 7	at Bal	L	7	1-1	2-2	50, 29
Nov 14	Pit	L	4	1-1	1-1	31
Nov 21	NYJ	L	1	1-1	0-2	42N, 34N
Nov 28	at Cin	L	12	6-6	2-2	23, 29
Dec 5	NE	L	1	1-1	0-0	
Dec 12	at Buf	L	1	1-1	0-1	45N
Dec 19	SD	L	0	0-0	0-1	39N
Dec 26	at Mia	L	1	1-1	0-1	43N
Jan 2	at Hou	W	16	1-1	5-5	45, 22, 29, 45, 22
TOTALS			100	28-28	24-29	Long: 50

DAWSON'S GAME-BY-GAME

2005 (Cleveland)

Date	Opp	W/L	Pts	XP-XPA	FG-FGA	Kick-By-Kick
Sep 11	Cin	L	7	1-1	2-2	29, 34
Sep 18	at GB	W	8	2-3	2-2	21, 39
Sep 25	at Ind	L	6	0-0	2-2	40, 22
Oct 9	Chi	W	8	2-2	2-2	19, 44
Oct 16	at Bal	L	3	0-0	1-1	24
Oct 23	Det	L	4	1-1	1-1	30
Oct 30	at Hou	L	10	1-1	3-3	28, 29, 37
Nov 6	Ten	W	8	2-2	2-3	37, 19, 39N
Nov 13	at Pit	L	3	3-3	0-0	
Nov 20	Mia	W	10	1-2	3-3	23, 40, 24
Nov 27	at Min	L	6	0-0	2-2	32, 38
Dec 4	Jax	L	2	2-2	0-1	34N
Dec 11	at Cin	L	8	2-2	2-2	41, 29
Dec 18	at Oak	W	9	0-0	3-3	44, 24, 37
Dec 24	Pit	L	0	0-0	0-0	
Jan 1	Bal	W	8	2-2	2-2	21, 39
TOTALS			100	19-21	27-29	Long: 44

2008 (Cleveland)

Date	Opp	W/L	Pts	XP-XPA	FG-FGA	Kick-By-Kick
Sep 7	Dal	L	4	1-1	1-1	34
Sep 14	Pit	L	6	0-0	2-2	31, 38
Sep 21	at Bal	L	4	1-1	1-1	38
Sep 28	at Cin	W	8	2-2	2-2	25, 29
Oct 13	NYG	W	9	3-3	2-3	28, 51N, 26
Oct 19	at Was	L	3	0-0	1-2	37
Oct 26	at Jax	W	11	2-2	3-3	32, 20, 42
Nov 2	Bal	L	9	3-3	2-2	23, 54
Nov 6	Den	L	12	3-3	3-3	24, 52, 33
Nov 17	at Buf	W	17	2-2	5-5	40, 33, 43, 22, 56
Nov 23	Hou	L	6	0-0	2-3	32, 32, 39N
Nov 30	Ind	L	6	0-0	2-3	34, 25, 34N
Dec 7	at Ten	L	9	0-0	3-4	47, 41, 44N, 39
Dec 15	at Phi	L	4	1-1	1-1	27
Dec 21	Cin	L	0	0-0	0-0	
Dec 28	at Pit	L	0	0-0	0-1	53N
TOTALS			108	18-18	30-36	Long: 56

2006 (Cleveland)

Date	Opp	W/L	Pts	XP-XPA	FG-FGA	Kick-By-Kick
Sep 10	NO	L	2	2-2	0-0	
Sep 17	at Cin	L	5	2-2	1-1	30
Sep 24	Bal	L	2	2-2	0-0	
Oct 1	at Oak	W	6	3-3	1-2	48N, 28
Oct 8	at Car	L	12	0-0	4-4	41, 47, 22, 32
Oct 22	Den	L	1	1-1	0-0	
Oct 29	NYJ	W	8	2-2	2-3	47, 26N, 21
Nov 5	at SD	L	19	1-1	6-6	37, 20, 42, 30, 36, 35
Nov 12	at Atl	W	5	2-2	1-1	43
Nov 19	Pit	L	8	2-2	2-3	44N, 23, 35
Nov 26	Cin	L	0	0-0	0-1	48N
Dec 3	KC	W	7	4-4	1-1	33
Dec 7	at Pit	L	1	1-1	0-1	40N
Dec 17	at Bal	L	5	2-2	1-2	51, 47N
Dec 24	TB	L	1	1-1	0-1	31N
Dec 31	at Hou	L	6	0-0	2-3	48N, 43, 36
TOTALS			88	25-25	21-29	Long: 51

2009 (Cleveland)

Date	Opp	W/L	Pts	XP-XPA	FG-FGA	Kick-By-Kick
Sep 13	Min	L	8	2-2	2-2	37, 20
Sep 20	at Den	L	6	0-0	2-2	22, 47
Sep 27	at Bal	L				INACTIVE (Hamstring)
Oct 4	Cin	L				INACTIVE (Hamstring)
Oct 11	at Buf	W				INACTIVE (Hamstring)
Oct 18	at Pit	L				INACTIVE (Hamstring)
Oct 25	GB	L				INACTIVE (Hamstring)
Nov 1	at Chi	L	0	0-1	0-0	
Nov 16	Bal	L	0	0-0	0-0	
Nov 22	at Det	L	9	3-3	2-2	44, 29
Nov 29	at Cin	L	1	1-1	0-0	
Dec 6	SD	L	5	2-2	1-2	43N, 49
Dec 10	Pit	W	7	1-1	2-2	29, 29
Dec 20	at KC	W	11	5-5	2-3	47, 30, 52N
Dec 27	Oak	W	11	2-2	3-3	42, 33, 34
Jan 3	Jax	W	11	2-2	3-3	27, 21, 33
TOTALS			69	18-19	17-19	Long: 49

2007 (Cleveland)

Date	Opp	W/L	Pts	XP-XPA	FG-FGA	Kick-By-Kick
Sep 9	Pit	L	1	1-1	0-0	
Sep 16	Cin	W	15	6-6	3-3	39, 39, 18
Sep 23	at Oak	L	6	3-3	1-2	23, 40B
Sep 30	Bal	W	9	3-3	2-2	41, 20
Oct 7	at NE	L	5	2-2	1-1	42
Oct 14	Mia	W	11	5-5	2-2	40, 20
Oct 28	at StL	W	9	3-3	2-2	35, 45
Nov 4	Sea	W	7	1-2	2-2	19, 25
Nov 11	at Pit	L	4	4-4	0-1	52N
Nov 18	at Bal	W	15	3-3	4-5	35N, 28, 39, 51, 33
Nov 25	Hou	W	9	3-3	2-2	25, 27
Dec 2	at Arz	L	7	1-1	2-2	37, 22
Dec 9	at NYJ	W	6	3-3	1-1	49
Dec 16	Buf	W	6	0-0	2-2	35, 49
Dec 23	at Cin	L	2	2-2	0-0	
Dec 30	SF	W	8	2-2	2-3	23, 49
TOTALS			120	42-43	26-30	Long: 51

2010 (Cleveland)

Date	Opp	W/L	Pts	XP-XPA	FG-FGA	Kick-By-Kick
Sep 12	at TB	L	2	2-2	0-1	62N
Sep 19	KC	L	2	2-2	0-1	42N
Sep 26	at Bal	L	5	2-2	1-1	38
Oct 3	Cin	W	11	2-2	3-3	30, 31, 22
Oct 10	Atl	L	4	1-1	1-1	19
Oct 17	at Pit	L	4	1-1	1-1	39
Oct 24	at NO	W	12	3-3	3-3	23, 21, 48
Nov 7	NE	W	10	4-4	2-2	38, 37
Nov 14	NYJ	L	8	2-2	2-2	34, 23
Nov 21	at Jax	L	8	2-2	2-4	51N, 38, 51N, 41
Nov 28	Car	W	6	3-3	1-1	41
Dec 5	at Mia	W	7	1-1	2-3	32, 47N, 23
Dec 12	at Buf	L	6	0-0	2-2	19, 25
Dec 19	at Cin	L	5	2-2	1-1	23
Dec 26	Bal	L	4	1-1	1-1	30
Jan 2	Pit	L	3	0-0	1-1	19
TOTALS			97	28-28	23-28	Long: 48

DAWSON'S GAME-BY-GAME

2011 (Cleveland)

Date	Opp	W/L	Pts	XP-XPA	FG-FGA	Kick-By-Kick
Sep 11	Cin	L	5	2-2	1-1	20
Sep 18	at Ind	W	9	3-3	2-2	20, 23
Sep 25	Mia	W	5	2-2	1-1	30
Oct 2	Ten	L	7	1-1	2-2	48, 51
Oct 16	at Oak	L	5	2-2	1-1	47
Oct 23	Sea	W	6	0-0	2-4	48B, 52, 53, 24B
Oct 30	at SF	L	4	1-1	1-1	52
Nov 6	at Hou	L	6	0-0	2-2	50, 51
Nov 13	StL	L	12	0-0	4-5	44, 32, 43, 27, 22N
Nov 20	Jax	W	2	2-2	0-1	38N
Nov 27	at Cin	L	8	2-2	2-3	32, 54, 55N
Dec 4	Bal	L	4	1-1	1-1	21
Dec 8	at Pit	L	3	0-0	1-1	20
Dec 18	at Arz	L	5	2-2	1-1	44
Dec 24	at Bal	L	2	2-2	0-0	
Jan 1	Pit	L	9	0-0	3-3	26, 45, 49
TOTALS			92	20-20	24-29	Long: 54

2012 (Cleveland)

Date	Opp	W/L	Pts	XP-XPA	FG-FGA	Kick-By-Kick
Sep 9	Phi	L	10	1-1	3-3	43, 42, 22
Sep 16	at Cin	L	9	3-3	2-2	50, 25
Sep 23	Buf	L	2	2-2	0-0	
Sep 27	at Bal	L	10	1-1	3-3	51, 50, 52
Oct 7	at NYG	L	9	3-3	2-2	32, 41
Oct 14	Cin	W	10	4-4	2-2	41, 38
Oct 21	at Ind	L	1	1-1	0-0	
Oct 28	SD	W	1	1-1	0-0	
Nov 4	Bal	L	15	0-0	5-5	32, 28, 29, 33, 41
Nov 18	at Dal	L	8	2-2	2-2	51, 37
Nov 25	Pit	W	8	2-2	2-2	28, 32
Dec 2	at Oak	W	8	2-2	2-3	41, 35, 28B
Dec 9	KC	W	12	3-3	3-3	23, 24, 34
Dec 16	Was	L	3	3-3	0-0	
Dec 23	at Den	L	6	0-0	2-2	27, 53
Dec 30	at Pit	L	4	1-1	1-2	39N, 51
TOTALS			116	29-29	29-31	Long: 53

2013 (San Francisco)

Date	Opp	W/L	Pts	XP-XPA	FG-FGA	Kick-By-Kick
Sep 8	GB	W	10	4-4	2-3	48N, 27, 33
Sep 15	at Sea	L	3	0-0	1-1	21
Sep 22	Ind	L	1	1-1	0-0	
Sep 26	at StL	W	5	5-5	0-2	53N, 71N
Oct 6	Hou	W	10	4-4	2-2	38, 24
Oct 13	Arz	W	12	3-3	3-3	35, 26, 44
Oct 20	at Ten	W	7	4-4	1-1	44
Oct 27	at Jax	W	6	6-6	0-0	
Nov 10	Car	L	9	0-0	3-3	53, 43, 25
Nov 17	at NO	L	8	2-2	2-2	55, 29
Nov 25	at Was	W	9	3-3	2-2	29, 49
Dec 1	StL	W	11	2-2	3-3	32, 43, 24
Dec 8	Sea	W	13	1-1	4-4	23, 48, 52, 22
Dec 15	at TB	W	15	3-3	4-4	47, 43, 21, 35
Dec 23	Atl	W	10	4-4	2-2	49, 30
Dec 29	at Arz	W	11	2-2	3-4	27, 24N, 56, 40
TOTALS			140	44-44	32-36	Long: 56

2013 Postseason (San Francisco)

Date	Opp	W/L	Pts	XP-XPA	FG-FGA	Kick-By-Kick
Jan 5	at GB	W	11	2-2	3-3	22, 25, 33
Jan 12	at Car	W	11	2-2	3-3	49, 33, 34
Jan 19	at Sea	L	5	2-2	1-1	25
TOTALS			27	6-6	7-7	Long: 49

2014 (San Francisco)

Date	Opp	W/L	Pts	XP-XPA	FG-FGA	Kick-By-Kick
Sep 7	at Dal	W	4	4-4	0-1	37N
Sep 14	Chi	L	8	2-2	2-2	27, 24
Sep 21	at Arz	L	2	2-2	0-1	45B
Sep 28	Phi	W	14	2-2	4-4	29, 51, 46, 31
Oct 5	KC	W	16	1-1	5-5	31, 55, 52, 27, 30
Oct 13	at StL	W	7	4-4	1-1	54
Oct 19	at Den	L	5	2-2	1-2	51N, 22
Nov 2	StL	L	4	1-1	1-2	36, 55N
Nov 9	at NO	W	9	3-3	2-2	45, 35
Nov 16	at NYG	W	10	1-1	3-3	31, 37, 44
Nov 23	Was	W	5	2-2	1-1	41
Nov 27	Sea	L	3	0-0	1-1	40
Dec 7	at Oak	L	4	1-1	2-3	52, 20, 47N
Dec 14	at Sea	L	1	1-1	0-0	
Dec 20	SD	L	5	5-5	0-1	60N
Dec 28	Arz	W	8	2-2	2-2	53, 37
TOTALS			108	33-33	25-31	Long: 55

2015 (San Francisco)

Date	Opp	W/L	Pts	XP-XPA	FG-FGA	Kick-By-Kick
Sep 14	Min	W	8	2-2	2-3	28B, 30, 25
Sep 20	at Pit	L	4	1-1	1-1	47
Sep 27	at Arz	L	1	1-1	0-0	
Oct 4	GB	L	3	0-0	1-1	33
Oct 11	at NYG	L	9	3-3	2-2	43, 22
Oct 18	Bal	W	13	1-1	4-4	53, 31, 26, 42
Oct 22	Sea	L	3	0-0	1-1	35
Nov 1	at StL	L	6	0-0	2-2	54, 26
Nov 8	Atl	W	5	2-2	1-1	44
Nov 22	at Sea	L	7	1-1	2-2	27, 25
Nov 29	Arz	L	7	1-1	2-2	53, 33
Dec 6	at Chi	W	2	2-3	0-0	
Dec 13	at Cle	L	4	1-1	1-1	44
Dec 20	Cin	L	2	2-2	0-1	41B
Dec 27	at Det	L	5	2-2	1-2	45WL, 40
Jan 3	StL	W	13	1-1	4-4	26, 28, 38, 23
TOTALS			92	20-21	24-27	Long: 54



QUINTON DIAL

92

POSITION DT

HEIGHT 6-5

WEIGHT 318

COLLEGE ALABAMA

BORN 7.21.90 // CLAY, AL // CLAY-CHALKVILLE HS, CLAY, AL
4TH YEAR // ACQUIRED D-5 IN '13

AWARDS & HONORS

2015: 49ers Community Relations Veteran Service Award

2016 HIGHLIGHTS

- Part of a 49ers defense that allowed 177 net yds. (99 rush, 78 pass) at LA (12/24), the fewest given up by the 49ers defense in a single game since 11/19/12 vs. Chi. (143; 85 rush, 58 pass).

GOLDMINE

- Dial started his own foundation called the QD92 Foundation in 2014, with the mission to show love and support to underprivileged kids today so they will have the best opportunity to be our leaders of tomorrow. "Growing up back in Alabama and just knowing what it's like not to have a gift on Christmas, not knowing when I'm eating my next meal, not having that family bond that a kid should have, I know what that feeling is like. It's not a good feeling," said Dial. "So, I created this organization just trying to fill the void for those kids, be a mentor to them and just try to do anything positive that I can for them, trying to be a positive impact on these kid's lives." For more information on the QD92 Foundation, visit www.facebook.com/QD92Foundation/.
- Dial connected with Alex Fernandez, a 20-year-old 49ers fan who lost his battle with brain cancer in July of 2015. One of the things that Fernandez wanted to do before he passed was to see a 49ers game at Levi's Stadium. Through "QD Kids," Dial sent Fernandez a package consisting of 49ers items: A team blanket, jerseys from QB Colin Kaepernick and LB Patrick Willis, an autographed football, hats and a poster. Dial included a signed jersey of his own and also included a video message for Fernandez. After he passed, Dial said on Twitter, "I want Alex Fernandez to know that he has made a difference in my life by sharing his story," Dial wrote. "He is my hero, and people like him encourage me to continue our work through our non-profit QD Kids. I lead this non-profit in order to make 'moments' count for all children and adults who are combating challenges in their life. My first game is going to be dedicated to him for being a brave hero and for making a difference in the lives of others."
- In 2015, Dial was very active during the offseason. He spent time at the Bill Wilson Center with underprivileged youth, participated in a Special Olympics basketball game and helped a terminal cancer patient check 'attending a 49ers game' off his bucket list by visiting him in the hospital and supplying him with a bunch of 49ers gear.



DIAL'S GOLDEN NUGGETS

- Started the QD92 Foundation in 2014, whose mission is to support underprivileged kids today so that they can become the leaders of tomorrow.
- Earned his first career NFL start at NYG (11/16/14) and first career sack at NO (11/9/14) during the 2014 season.
- Dial's mother passed away when he was 10. His father fell on difficult times, ultimately unable to support him any longer and he was brought in by the families of his church.

DIAL'S GAME-BY-GAME

2016

Date	Opp	W/L	P/S	Tot	Sol	Ast	Sk	Yds	Int	Yds	PD	FF	FR	Yds
Sep 12	LA	W	1/1	5	4	1	0.0	0.0	0	0	1	0	0	0
Sep 18	at Car	L	1/1	4	2	2	0.0	0.0	0	0	0	0	0	0
Sep 25	at Sea	L	1/1	2	1	1	0.0	0.0	0	0	0	0	0	0
Oct 2	Dal	L	1/1	2	2	0	0.0	0.0	0	0	0	0	0	0
Oct 6	Arz	L	1/1	7	5	2	0.0	0.0	0	0	0	0	0	0
Oct 16	at Buf	L	1/1	2	1	1	0.0	0.0	0	0	0	0	0	0
Oct 23	TB	L	1/1	2	1	1	0.0	0.0	0	0	0	0	0	0
Nov 6	NO	L	1/1	5	4	1	0.0	0.0	0	0	0	0	0	0
Nov 13	at Arz	L	1/1	2	2	0	0.0	0.0	0	0	0	0	0	0
Nov 20	NE	L	1/1	4	3	1	0.0	0.0	0	0	1	0	0	0
Nov 27	at Mia	L	—	—	—	—	INACTIVE (Knee/Neck)	—	—	—	—	—	—	—
Dec 4	at Chi	L	1/0	2	2	0	0.0	0.0	0	0	0	0	0	0
Dec 11	NYJ	L	—	—	—	—	INACTIVE (Elbow)	—	—	—	—	—	—	—
Dec 18	at Atl	L	1/0	2	2	0	0.0	0.0	0	0	0	0	0	0
Dec 24	at LA	W	1/1	4	3	1	0.0	0.0	0	0	0	0	0	0
Jan 1	Sea													
TOTALS				13/11	43	32	11	0.0	0.0	0	0	2	0	0

GOLDMINE (CONTINUED)

- As an event for "QD Kids," Dial helped organize a fundraiser called "Bowling 4 Backpacks" in July of 2015. All of the proceeds from the event went directly to buying school supplies and backpacks for kids in need.
- Dial's church family has played a major role in his life and has positively impacted him, making him the man he is today. "They have supported me a lot throughout the years," said Dial. "They encouraged me and prayed with me. I would say my church family is my biggest supporter that I have right now and has helped me to get where I am today."

DIAL'S CAREER STATISTICS

YEAR	TEAM	GP	GS	TACKLES					YDS	INT	YDS	INTERCEPTIONS			PD	FUMBLES		
				TOT	SOL	AST	SACKS					LG	TD	FF		FR	YDS	
2013	SF	3	0	2	1	1	0.0	0.0	0	0	—	0	0	0	0	0	0	
2014	SF	14	6	57	28	29	2.0	7.0	0	0	—	0	1	0	0	0	0	
2015	SF	15	15	73	47	26	2.5	14.5	0	0	—	0	1	0	0	0	0	
2016	SF	13	11	43	32	11	0.0	0.0	0	0	—	0	2	0	0	0	0	
TOTALS		45	32	175	108	67	4.5	21.5	0	0	—	0	4	0	0	0	0	

PLAYOFFS

YEAR	TEAM	GP	GS	TACKLES				YDS	INT	YDS	INTERCEPTIONS			PD	FUMBLES		
				TOT	SOL	AST	SACKS				LG	TD	FF		FR	YDS	
2013	SF	0	0	0	0	0	0.0	0.0	0	0	—	0	0	0	0	0	0
TOTALS		0	0	0	0	0	0.0	0.0	0	0	—	0	0	0	0	0	0

Additional Statistics:

Blocked Field Goal – 2: 2015 (2)

Milestones:

NFL Debut: at Ten. (10/20/13); **First Start:** at NYG (11/16/14); **First Career Sack:** at NO (11/9/14); **First Blocked FG:** at StL (11/1/15 – K Greg Zuerlein)

DIAL'S CAREER HIGHS

Total Tackles: 12 vs. Sea. (11/27/14)
Solo: 7 (2 times) Last at Chi. (12/6/15)
Assists: 5 (3 times) at NYG (10/11/15)

Sacks: 1.0 (3 times) Last vs. Sea. (10/22/15)
Passes Defensed: 1 (4 times) Last vs. NE (11/20/16)

DIAL'S TRANSACTIONS

Originally a 5th-round (157th overall) draft choice by SF in 2013...Placed on the Reserve/Non-Football Injury List on 8/27/13...Activated from the Reserve/Non-Football Injury List on 10/19/13...Signed a three-year contract extension through 2019 on 2/24/16.

2015

- Started a career-high 15 games and set career highs with 73 tackles and 2.5 sacks.
- According to Gamebook statistics, Dial recorded 59 tackles, ranking 3rd in the NFL among defensive tackles in 2015 [Aaron Donald, StL - 69; Ndamukong Suh, Mia. - 61].
- Recorded the first blocked kick of his career at StL (11/1), blocking a 40-yd. FGA by Rams K Greg Zuerlein.
- Part of a defensive line unit that held the Falcons to 17 yds. rushing on 14 carries (1.2 avg.) vs. Atl. (11/8). This marked the 4th fewest rushing yds. allowed in a game by the 49ers since 2001.
- Registered 1.0 sack and his second blocked kick of the season at Cle. (12/13), blocking a 42-yd. FGA by Browns K Travis Coons. According to Elias, Dial became the first member of the 49ers to register 2 blocked FGs in the same season since DE Lawrence Pillers blocked 2 FGs in 1983.

2014

- Appeared in 14 games (6 starts) and recorded 57 tackles and 2.0 sacks.
- Registered his first career sack at NO (11/9), dropping Saints QB Drew Brees for a 5-yd. loss.
- Registered a career-high 12 tackles vs. Sea. (11/27).

2013

- Made his NFL debut and registered his first career tackle at Ten. (10/20).

COLLEGE

Played in 25 games for the Crimson Tide and registered 45 tackles, 2.5 sacks and 7.5 TFLs. As a senior, played in 13 games and notched 21 tackles, 1.5 sacks and 4.5 TFLs. During his junior year, played in 12 games tallying 1.0 sack, 3 TFLs and 24 tackles. Attended East Mississippi Community College where he was a standout at nose guard. As a freshman at EMCC, made 24 tackles with 3.0 sacks.

PERSONAL

- Attended Clay-Chalkville (Clay, AL) HS and was rated the 33rd-best defensive tackle in the nation by Rivals.com.
- As a senior, was a member of the Alabama Sports Writers Association's Super 12 team, named first-team all-state and was the 2008 ASWA's 6A Defensive Lineman of the Year.
- Bagged groceries and pushed carts at his local grocery store growing up. He also worked as a cook at a barbecue restaurant and cut grass to try to make some extra money.
- Was named second-team all-state by *The Birmingham News*.
- Born Quinton Dial (7/21/90) in Pinson, AL.

INJURY REPORT

2013: Inactive vs. Car. (11/10) with an ankle injury.

2015: Inactive vs. StL (1/3/16) with a back injury.

2016: Inactive at Mia. (11/27/16) with knee and neck injuries. Inactive vs. NYJ (12/11) with an elbow injury.

DIAL'S GAME-BY-GAME

2013

Date	Opp	W/L	P/S	Tot	Sol	Ast	Sk	Yds	Int	Yds	PD	FF	FR	Yds
Sep 8	GB	W	—	—	—	—	RESERVE/NFI	—	—	—	—	—	—	—
Sep 15	at Sea	L	—	—	—	—	RESERVE/NFI	—	—	—	—	—	—	—
Sep 22	Ind	L	—	—	—	—	RESERVE/NFI	—	—	—	—	—	—	—
Sep 26	at StL	W	—	—	—	—	RESERVE/NFI	—	—	—	—	—	—	—
Oct 6	Hou	W	—	—	—	—	RESERVE/NFI	—	—	—	—	—	—	—
Oct 13	Arz	W	—	—	—	—	RESERVE/NFI	—	—	—	—	—	—	—
Oct 20	at Ten	W	1/0	1	0	1	0.0 0.0	0	0	0	0	0	0	0
Oct 27	at Jax	W	1/0	1	1	0	0.0 0.0	0	0	0	0	0	0	0
Nov 10	Car	L	—	—	—	—	INACTIVE (Ankle)	—	—	—	—	—	—	—
Nov 17	at NO	L	—	—	—	—	DID NOT PLAY	—	—	—	—	—	—	—
Nov 25	at Was	W	1/0	0	0	0	0.0 0.0	0	0	0	0	0	0	0
Dec 1	StL	W	—	—	—	—	INACTIVE	—	—	—	—	—	—	—
Dec 8	Sea	W	—	—	—	—	INACTIVE	—	—	—	—	—	—	—
Dec 15	at TB	W	—	—	—	—	INACTIVE	—	—	—	—	—	—	—
Dec 23	Atl	W	—	—	—	—	INACTIVE	—	—	—	—	—	—	—
Dec 29	at Arz	W	—	—	—	—	INACTIVE	—	—	—	—	—	—	—
TOTALS			3/0	2	1	1	0.0 0.0	0	0	0	0	0	0	0

2015

Date	Opp	W/L	P/S	Tot	Sol	Ast	Sk	Yds	Int	Yds	PD	FF	FR	Yds
Sep 14	Min	W	1/1	2	1	1	0.0 0.0	0	0	0	0	0	0	0
Sep 20	at Pit	L	1/1	2	2	0	0.0 0.0	0	0	0	0	0	0	0
Sep 27	at Arz	L	1/1	3	3	0	0.0 0.0	0	0	0	0	0	0	0
Oct 4	GB	L	1/1	5	4	1	0.0 0.0	0	0	0	0	0	0	0
Oct 11	at NYG	L	1/1	7	2	5	0.0 0.0	0	0	0	0	0	0	0
Oct 18	Bal	W	1/1	6	3	3	0.0 0.0	0	0	0	0	0	0	0
Oct 22	Sea	L	1/1	3	2	1	1.0 2.0	0	0	0	0	0	0	0
Nov 1	at StL	L	1/1	7	6	1	0.0 0.0	0	0	0	0	0	0	0
Nov 8	Atl	W	1/1	1	1	0	0.0 0.0	0	0	0	0	0	0	0
Nov 22	at Sea	L	1/1	7	4	3	0.5 1.5	0	0	0	0	0	0	0
Nov 29	Arz	L	1/1	2	2	0	0.0 0.0	0	0	0	0	0	0	0
Dec 6	at Chi	W	1/1	9	7	2	0.0 0.0	0	0	1	0	0	0	0
Dec 13	at Cle	L	1/1	4	2	2	1.0 11.0	0	0	0	0	0	0	0
Dec 20	Cin	L	1/1	9	5	4	0.0 0.0	0	0	0	0	0	0	0
Dec 27	at Det	L	1/1	6	3	3	0.0 0.0	0	0	0	0	0	0	0
Jan 3	StL	W	—	—	—	—	INACTIVE (Back)	—	—	—	—	—	—	—
TOTALS			15/15	73	47	26	2.5 14.5	0	0	1	0	0	0	0

2013 Postseason

Date	Opp	W/L	P/S	Tot	Sol	Ast	Sk	Yds	Int	Yds	PD	FF	FR	Yds
Jan 5	at GB	W	—	—	—	—	INACTIVE	—	—	—	—	—	—	—
Jan 12	at Car	W	—	—	—	—	INACTIVE	—	—	—	—	—	—	—
Jan 19	at Sea	L	—	—	—	—	INACTIVE	—	—	—	—	—	—	—
TOTALS			0/0	0	0	0	0.0 0.0	0	0	0	0	0	0	0

2014

Date	Opp	W/L	P/S	Tot	Sol	Ast	Sk	Yds	Int	Yds	PD	FF	FR	Yds
Sep 7	at Dal	W	—	—	—	—	INACTIVE	—	—	—	—	—	—	—
Sep 14	Chi	L	1/0	1	1	0	0.0 0.0	0	0	0	0	0	0	0
Sep 21	at Arz	L	1/0	1	0	1	0.0 0.0	0	0	0	0	0	0	0
Sep 28	Phi	W	1/0	1	0	1	0.0 0.0	0	0	0	0	0	0	0
Oct 5	KC	W	1/0	0	0	0	0.0 0.0	0	0	0	0	0	0	0
Oct 13	at StL	W	—	—	—	—	INACTIVE	—	—	—	—	—	—	—
Oct 19	at Den	L	1/0	3	1	2	0.0 0.0	0	0	0	0	0	0	0
Nov 2	StL	L	1/0	1	0	1	0.0 0.0	0	0	0	0	0	0	0
Nov 9	at NO	W	1/0	6	4	2	1.0 5.0	0	0	1	0	0	0	0
Nov 16	at NYG	W	1/1	4	0	4	0.0 0.0	0	0	0	0	0	0	0
Nov 23	Was	W	1/1	3	0	3	0.0 0.0	0	0	0	0	0	0	0
Nov 27	Sea	L	1/1	12	7	5	0.0 0.0	0	0	0	0	0	0	0
Dec 7	at Oak	L	1/1	7	3	4	0.0 0.0	0	0	0	0	0	0	0
Dec 14	at Sea	L	1/1	10	5	5	0.0 0.0	0	0	0	0	0	0	0
Dec 20	SD	L	1/0	7	6	1	1.0 2.0	0	0	0	0	0	0	0
Dec 28	Arz	W	1/1	1	1	0	0.0 0.0	0	0	0	0	0	0	0
TOTALS			14/6	57	28	29	2.0 7.0	0	0	1	0	0	0	0



GLENN DORSEY

90

POSITION DL | HEIGHT 6-1 | WEIGHT 297 | COLLEGE LOUISIANA STATE

BORN 8.1.85 // GONZALEZ, LA // EAST ASCENSION HS, GONZALES, LA
9TH YEAR // ACQUIRED FA IN '13

2016 HIGHLIGHTS

- Brought down Seahawks QB Russell Wilson for an 11-yd. loss at Sea. (9/25), marking the 7th sack of his career and first since 9/26/13 at StL.

GOLDMINE

- In 2011, Dorsey teamed up with PETA, urging dog owners across the country to protect their pets during harsh weather conditions by bringing them indoors. "I love my dog. I don't have any kids, so he's like my best friend. PETA came to my house and did a photo shoot with myself, and my English Bulldog, Bugsy. It was cool. It was a good deal working with PETA. It was for a good cause and it was fun."
- Had the nickname 'Putt' as an infant because he would only get up and walk when a Putt-Putt commercial would come on TV.
- Growing up, Dorsey's grandmother, Pearl Nabor, introduced him to the San Francisco 49ers, foreshadowing his future with the team, "I used to watch the 49ers all the time when they had WR Jerry Rice and all of those great players. I used to watch them with my grandma. That was her favorite team. When I came here, it was like, 'Wow, I used to watch these guys all the time.' This was my favorite team and now I get to play for them. My grandmother passed away a few years ago, but she was the person that turned me on to the 49ers."



DORSEY'S GOLDEN NUGGETS

- Registered a career-high 100 tackles during his first season as a member of the 49ers in 2013.
- Started the Glenn Dorsey Foundation which is "Founded on the principle that everyone, regardless of age, socioeconomic background and life circumstance should dream bigger."
- Had to wear metal braces on his legs as a 3-year old due to having severely bowed legs.

DORSEY'S GAME-BY-GAME

2016

Date	Opp	W/L	P/S	Tot	Sol	Ast	Sk	Yds	Int	Yds	PD	FF	FR	Yds
Sep 12	LA	W	—	—	—	—	—	—	—	—	—	—	—	—
Sep 18	at Car	L	1/0	2	1	1	0.0	0.0	0	0	0	0	0	0
Sep 25	at Sea	L	1/0	2	1	1	1.0	11.0	0	0	0	0	0	0
Oct 2	Dal	L	1/0	0	0	0	0.0	0.0	0	0	0	0	0	0
Oct 6	Arz	L	—	—	—	—	—	—	—	—	—	—	—	—
Oct 16	at Buf	L	1/0	1	1	0	0.0	0.0	0	0	0	0	0	0
Oct 23	TB	L	—	—	—	—	—	—	—	—	—	—	—	—
Nov 6	NO	L	1/0	10	7	3	0.0	0.0	0	0	0	0	0	0
Nov 13	at Arz	L	1/1	3	2	1	0.0	0.0	0	0	0	0	0	0
Nov 20	NE	L	1/1	4	4	0	0.0	0.0	0	0	0	0	0	0
Nov 27	at Mia	L	1/1	1	1	0	0.0	0.0	0	0	0	0	0	0
Dec 4	at Chi	L	1/1	6	3	3	0.0	0.0	0	0	0	0	0	0
Dec 11	NYJ	L	1/1	4	3	1	0.0	0.0	0	0	0	0	0	0
Dec 18	at Atl	L	1/1	2	2	0	0.0	0.0	0	0	0	0	0	0
Dec 24	at LA	W	—	—	—	—	—	—	—	—	—	—	—	—
Jan 1	Sea	—	—	—	—	—	—	—	—	—	—	—	—	—
TOTALS			11/6	35	25	10	1.0	11.0	0	0	0	0	0	0

DORSEY'S CAREER STATISTICS

YEAR	TEAM	GP	GS	TACKLES					INTERCEPTIONS					FUMBLES		
				TOT	SOL	AST	SACKS	YDS	INT	YDS	LG	TD	PD	FF	FR	YDS
2008	KC	16	16	50	41	9	1.0	1.0	0	0	—	0	1	1	0	0
2009	KC	15	14	45	35	10	1.0	1.0	0	0	—	0	1	0	3	0
2010	KC	16	16	60	38	22	2.0	16.0	0	0	—	0	1	0	1	0
2011	KC	15	15	60	41	19	0.0	0.0	0	0	—	0	0	0	0	0
2012	KC	4	4	7	4	3	0.0	0.0	0	0	—	0	0	0	0	0
2013	SF	16	13	100	57	43	2.0	11.0	0	0	—	0	0	0	0	0
2014	SF	—	—	—	INJURED RESERVE (Bicep/Forearm)				—	—	—	—	—	—	—	—
2015	SF	10	7	37	19	18	0.0	0.0	0	0	—	0	0	0	0	0
2016	SF	11	6	35	25	10	1.0	11.0	0	0	—	0	0	0	0	0
TOTALS		103	91	394	260	134	7.0	40.0	0	0	—	0	3	1	4	0

PLAYOFFS

YEAR	TEAM	GP	GS	TACKLES					INTERCEPTIONS					FUMBLES		
				TOT	SOL	AST	SACKS	YDS	INT	YDS	LG	TD	PD	FF	FR	YDS
2010	KC	1	1	10	6	4	0.0	0.0	0	0	—	0	0	0	0	0
2013	SF	3	2	21	12	9	0.0	0.0	0	0	—	0	0	0	0	0
TOTALS		4	3	31	18	13	0.0	0.0	0	0	—	0	0	0	0	0

Milestones:

NFL Debut: at NE (9/7/08); **First Start:** at NE (9/7/08); **First Sack:** at SD (11/9/08 – QB Philip Rivers); **First FF:** at Car. (10/5/08 – RB Jonathan Stewart); **First FR:** vs. NYG (10/4/09 – QB Eli Manning)

DORSEY'S CAREER HIGHS

Total Tackles: Regular Season – 13 vs. StL (12/1/13); Postseason – 10 (2 times) Last at Sea. (1/19/14)
Solo: 8 vs. StL (12/1/13); Postseason – 6 (2 times) Last at Sea. (1/19/14)
Assists: 5 (3 times) Last vs. Sea. (10/22/15); Postseason – 4 (3 times) Last at Sea. (1/19/14)

Sacks: 1.0 (6 times) Last at Sea. (9/25/16)
Passes Defensed: Regular Season – 1 (3 times) Last at StL (12/19/10)
Forced Fumbles: 1 at Car. (10/5/08)
Fumble Recoveries: 2 vs. Den. (12/6/09)

DORSEY'S TRANSACTIONS

Originally selected in the 1st round (5th overall) by KC in the 2008 NFL Draft...Signed a six-year deal (voidable to five) with KC on 7/26/08...Declared a free agent on 3/12/13...Signed a two-year contract with SF on 3/13/13...Signed a two-year contract extension through the 2016 season on 8/19/14...Placed on the Injured Reserve/Designated for Return List on 9/2/14...Activated from the Injured Reserve/Designated for Return List on 11/17/14...Placed on the Injured Reserve List on 12/13/14...Placed on the Injured Reserve List on 11/25/15.

2015 (SAN FRANCISCO)

- Appeared in 10 games with 7 starts and totaled 37 tackles.
- Part of a defensive line unit that held the Falcons to 17 yds. rushing on 14 carries (1.2 avg.) vs. Atl. (11/8). This marked the 4th fewest rushing yds. allowed in a game by the 49ers since 2001.

2014 (SAN FRANCISCO)

- Missed 10 games after being placed on the Injured Reserve/Designated for Return List on 9/2. Later placed on the Injured Reserve List on 12/13 where he spent the remainder of the season.

2013 (SAN FRANCISCO)

- Appeared in all 16 games (13 starts) and registered 100 tackles and 2.0 sacks, which were both single-season career-highs.
- Notched his first sack as a member of the 49ers, bringing down Seahawks QB Russell Wilson, and also registered a new single-game career-high with 12 tackles at Sea. (9/15).
- Recorded 8 tackles and 1.0 sack, his 2nd of the season, at StL (9/26). Part of a defense that held the Rams offense to only 18 yds. rushing on 19 carries, the 7th-best single-game defensive rushing performance in franchise history.
- Set a single-game career-high with 13 tackles vs. StL (12/1).

2012 (KANSAS CITY)

- Started 4 games at right DE, recording 7 tackles, including 1 TFL.
- Was inactive with a calf injury for 4 straight games, vs. SD (9/30), vs. Bal. (10/7), at TB (10/14) and vs. Oak. (10/28).
- Registered 1 tackle at SD (11/1) before leaving the game with a leg injury. He subsequently was placed on the Injured Reserve List (11/12) with a calf injury.

2011 (KANSAS CITY)

- Started 15 games at right DE and was inactive for 1 game at NE (11/21) with a knee injury. He tallied 60 tackles and 2.0 TFLs.

2010 (KANSAS CITY)

- Started all 16 games at right DE and led the D-line with 60 tackles. Also recorded 2.0 sacks, 1.5 TFLs, 1 FR and 1 PD.
- Set a postseason career-high with 10 tackles in the AFC Wild Card game vs. Bal. (1/9/11).

2009 (KANSAS CITY)

- Played in 15 games (14 starts), opening 13 contests at right DE and one at left DE. Tallied 45 tackles, 1.0 sack, 3 FRs and 1 PD.
- Was inactive with a knee injury vs. Cle. (12/20), ending a streak of 29 consecutive starts.
- Recovered a career-high 2 fumbles vs. Den. (12/6).

2008 (KANSAS CITY)

- Started all 16 games at right DT, registering 50 tackles, 1.0 sack, 1 FF and 1 PD.
- Took down QB Philip Rivers at SD (11/9) to record his first sack in the NFL.

COLLEGE

Appeared in 51 games (30 starts) at LSU and collected 179 tackles, 13.0 sacks, 2 FFs, 27 TFLs and 4 PDs. Played in 14 games (13 starts) as a senior in 2007, and recorded 69 tackles, 7.0 sacks, 12.5 TFLs, 1 FF and 3 PDs. He was a consensus First-Team All-American selection, as well as a First-Team All-SEC honoree and the SEC Defensive Player of the Year, and the recipient of the Lombardi, Outland, Nagurski and Lott Awards. Helped lead LSU to a victory over Ohio State in the 2007 BCS National Championship. In 2006, started all 13 contests, totaling 64 tackles, 3.0 sacks and 8.5 TFLs to earn First-Team All-America and All-SEC accolades. Played in 13 games (1 start) in 2005 as a sophomore, and registered 28 tackles, 3.0 sacks and 4 TFLs. As a true freshman in 2004, he played in 11 games (3 starts), recording 18 tackles, 2.0 TFLs, 1 FF and 1 PD.

PERSONAL

- Earned First-Team All-America honors at East Ascension (Gonzalez, LA) HS.
- Born Glenn Te'xton Jamon Dorsey (7/1/85) in Baton Rouge, LA.
- Majored in interdisciplinary studies.
- Was married to his wife, Tiffany, in June of 2016.

INJURY REPORT

2009: Inactive vs. Cle. (12/20) with a knee injury.

2011: Inactive at NE (11/21) with a knee injury.

2012: Inactive for 4 games [vs. SD (9/30), vs. Bal. (10/7), at TB (11/14) and vs. Oak. (11/28)] with a calf injury. Was placed on Injured Reserve for the remainder of the season on 11/12 with a calf injury.

2014: Missed 10 games after being placed on the Injured Reserve/Designated For Return List on 9/2. Inactive vs. Was. (11/23), vs. Sea. (11/27) and at Oak. (12/7) with a forearm injury. Placed on the Injured Reserve List on 12/13.

2015: Placed on the Injured Reserve List on 11/25 with a knee injury.

2016: Inactive vs. LA (9/12), vs. Arz. (10/6) and vs. TB (10/23) with a knee injury. Inactive at LA (12/24) with knee and rib injuries.

DORSEY'S GAME-BY-GAME

2008 (Kansas City)

Date	Opp	W/L	P/S	Tot	Sol	Ast	Sk	Yds	Int	Yds	PD	FF	FR	Yds
Sep 7	at NE	L	1/1	1	0	1	0.0	0.0	0	0	0	0	0	0
Sep 14	Oak	L	1/1	4	4	0	0.0	0.0	0	0	0	0	0	0
Sep 21	at Atl	L	1/1	6	5	1	0.0	0.0	0	0	0	0	0	0
Sep 28	Den	W	1/1	5	5	0	0.0	0.0	0	0	0	0	0	0
Oct 5	at Car	L	1/1	3	3	0	0.0	0.0	0	0	0	1	0	0
Oct 19	Ten	L	1/1	3	3	0	0.0	0.0	0	0	0	0	0	0
Oct 26	at NYJ	L	1/1	1	1	0	0.0	0.0	0	0	0	0	0	0
Nov 2	TB	L	1/1	3	3	0	0.0	0.0	0	0	0	0	0	0
Nov 9	at SD	L	1/1	5	3	2	1.0	1.0	0	0	0	0	0	0
Nov 16	NO	L	1/1	5	3	2	0.0	0.0	0	0	0	0	0	0
Nov 23	Buf	L	1/1	1	1	0	0.0	0.0	0	0	0	0	0	0
Nov 30	at Oak	W	1/1	3	2	1	0.0	0.0	0	0	0	0	0	0
Dec 7	at Den	L	1/1	3	3	0	0.0	0.0	0	0	0	0	0	0
Dec 14	SD	L	1/1	0	0	0	0.0	0.0	0	0	0	0	0	0
Dec 21	Mia	L	1/1	1	1	0	0.0	0.0	0	0	0	0	0	0
Dec 28	at Cin	L	1/1	6	4	2	0.0	0.0	0	0	1	0	0	0
TOTALS			16/16	50	41	9	1.0	0.0	0	0	1	1	0	0

2011 (Kansas City)

Date	Opp	W/L	P/S	Tot	Sol	Ast	Sk	Yds	Int	Yds	PD	FF	FR	Yds
Sep 11	Buf	L	1/1	4	3	1	0.0	0.0	0	0	0	0	0	0
Sep 18	at Det	L	1/1	1	0	1	0.0	0.0	0	0	0	0	0	0
Sep 25	at SD	L	1/1	5	2	3	0.0	0.0	0	0	0	0	0	0
Oct 2	Min	W	1/1	3	3	0	0.0	0.0	0	0	0	0	0	0
Oct 9	at Ind	W	1/1	3	1	2	0.0	0.0	0	0	0	0	0	0
Oct 23	at Oak	W	1/1	1	1	0	0.0	0.0	0	0	0	0	0	0
Oct 31	SD	W	1/1	5	3	2	0.0	0.0	0	0	0	0	0	0
Nov 6	Mia	L	1/1	3	1	2	0.0	0.0	0	0	0	0	0	0
Nov 13	Den	L	1/1	5	4	1	0.0	0.0	0	0	0	0	0	0
Nov 21	at NE	L	—	INACTIVE (Knee)				—	—	—	—	—	—	—
Nov 27	Pit	L	1/1	0	0	0	0.0	0.0	0	0	0	0	0	0
Dec 4	at Chi	W	1/1	3	3	0	0.0	0.0	0	0	0	0	0	0
Dec 11	at NYJ	L	1/1	9	7	2	0.0	0.0	0	0	0	0	0	0
Dec 18	GB	W	1/1	6	5	1	0.0	0.0	0	0	0	0	0	0
Dec 24	Oak	L	1/1	3	2	1	0.0	0.0	0	0	0	0	0	0
Jan 1	at Den	W	1/1	9	6	3	0.0	0.0	0	0	0	0	0	0
TOTALS			15/15	60	41	19	0.0	0.0	0	0	0	0	0	0

2009 (Kansas City)

Date	Opp	W/L	P/S	Tot	Sol	Ast	Sk	Yds	Int	Yds	PD	FF	FR	Yds
Sep 13	at Bal	L	1/1	2	2	0	0.0	0.0	0	0	0	0	0	0
Sep 20	Oak	L	1/1	5	2	3	0.0	0.0	0	0	1	0	0	0
Sep 27	at Phi	L	1/1	0	0	0	0.0	0.0	0	0	0	0	0	0
Oct 4	NYG	L	1/1	2	1	1	0.0	0.0	0	0	0	0	1	0
Oct 11	Dal	L	1/1	3	3	0	0.0	0.0	0	0	0	0	0	0
Oct 18	at Was	W	1/1	6	5	1	0.0	0.0	0	0	0	0	0	0
Oct 25	SD	L	1/1	2	2	0	0.0	0.0	0	0	0	0	0	0
Nov 8	at Jax	L	1/1	3	1	2	0.0	0.0	0	0	0	0	0	0
Nov 15	at Oak	W	1/1	5	4	1	0.0	0.0	0	0	0	0	0	0
Nov 22	Pit	W	1/1	4	4	0	0.0	0.0	0	0	0	0	0	0
Nov 29	at SD	L	1/1	6	5	1	0.0	0.0	0	0	0	0	0	0
Dec 6	Den	L	1/1	3	2	1	0.0	0.0	0	0	0	0	2	0
Dec 13	Buf	L	1/1	1	1	0	0.0	0.0	0	0	0	0	0	0
Dec 20	Cle	L	—	INACTIVE (Knee)				—	—	—	—	—	—	—
Dec 27	at Cin	L	1/1	2	2	0	0.0	0.0	0	0	0	0	0	0
Jan 3	at Den	W	1/0	1	1	0	1.0	1.0	0	0	0	0	0	0
TOTALS			15/14	45	35	10	1.0	1.0	0	0	1	0	3	0

2012 (Kansas City)

Date	Opp	W/L	P/S	Tot	Sol	Ast	Sk	Yds	Int	Yds	PD	FF	FR	Yds
Sep 9	Atl	L	1/1	2	2	0	0.0	0.0	0	0	0	0	0	0
Sep 16	at Buf	L	1/1	3	1	2	0.0	0.0	0	0	0	0	0	0
Sep 23	at NO	W	1/1	1	0	1	0.0	0.0	0	0	0	0	0	0
Sep 30	SD	L	—	INACTIVE (Calf)				—	—	—	—	—	—	—
Oct 7	Bal	L	—	INACTIVE (Calf)				—	—	—	—	—	—	—
Oct 14	at TB	L	—	INACTIVE (Calf)				—	—	—	—	—	—	—
Oct 28	Oak	L	—	INACTIVE (Calf)				—	—	—	—	—	—	—
Nov 1	at SD	L	1/1	1	1	0	0.0	0.0	0	0	0	0	0	0
PLACED ON INJURED RESERVE (Calf) ON 11/12														
TOTALS			4/4	7	4	3	0.0	0.0	0	0	0	0	0	0

2013 (San Francisco)

Date	Opp	W/L	P/S	Tot	Sol	Ast	Sk	Yds	Int	Yds	PD	FF	FR	Yds
Sep 8	GB	W	1/0	2	1	1	0.0	0.0	0	0	0	0	0	0
Sep 15	at Sea	L	1/0	12	7	5	1.0	5.0	0	0	0	0	0	0
Sep 22	Ind	L	1/1	8	4	4	0.0	0.0	0	0	0	0	0	0
Sep 26	at StL	W	1/1	8	6	2	1.0	6.0	0	0	0	0	0	0
Oct 6	Hou	W	1/0	5	2	3	0.0	0.0	0	0	0	0	0	0
Oct 13	Arz	W	1/1	1	1	0	0.0	0.0	0	0	0	0	0	0
Oct 20	at Ten	W	1/1	2	1	1	0.0	0.0	0	0	0	0	0	0
Oct 27	at Jax	W	1/1	7	5	2	0.0	0.0	0	0	0	0	0	0
Nov 10	Car	L	1/1	7	3	4	0.0	0.0	0	0	0	0	0	0
Nov 17	at NO	L	1/1	7	4	3	0.0	0.0	0	0	0	0	0	0
Nov 25	at Was	W	1/1	7	4	3	0.0	0.0	0	0	0	0	0	0
Dec 1	StL	W	1/1	13	8	5	0.0	0.0	0	0	0	0	0	0
Dec 8	Sea	W	1/1	9	5	4	0.0	0.0	0	0	0	0	0	0
Dec 15	at TB	W	1/1	2	1	1	0.0	0.0	0	0	0	0	0	0
Dec 23	Atl	W	1/1	5	2	3	0.0	0.0	0	0	0	0	0	0
Dec 29	at Arz	W	1/1	5	3	2	0.0	0.0	0	0	0	0	0	0
TOTALS			16/13	100	57	43	2.0	11.0	0	0	0	0	0	0

2013 Postseason (San Francisco)

Date	Opp	W/L	P/S	Tot	Sol	Ast	Sk	Yds	Int	Yds	PD	FF	FR	Yds
Jan 5	at GB	W	1/0	3	2	1	0.0	0.0	0	0	0	0	0	0
Jan 12	at Car	W	1/1	8	4	4	0.0	0.0	0	0	0	0	0	0
Jan 19	at Sea	L	1/1	10	6	4	0.0	0.0	0	0	0	0	0	0
TOTALS			3/2	21	12	9	0.0	0.0	0	0	0	0	0	0

2010 Postseason (Kansas City)

Date	Opp	W/L	P/S	Tot	Sol	Ast	Sk	Yds	Int	Yds	PD	FF	FR	Yds
Jan 9	Bal	L	1/1	10	6	4	0.0	0.0	0	0	0	0	0	0
TOTALS			1/1	10	6	4	0.0	0.0	0	0	0	0	0	0

DORSEY'S GAME-BY-GAME

2014 (San Francisco)

Date	Opp	W/L	P/S	Tot	Sol	Ast	Sk	Yds	Int	Yds	PD	FF	FR	Yds
Sep 7	at Dal	W		INJURED RESERVE/DESIGNATED FOR RETURN									-	-
Sep 14	Chi	L		INJURED RESERVE/DESIGNATED FOR RETURN									-	-
Sep 21	at Arz	L		INJURED RESERVE/DESIGNATED FOR RETURN									-	-
Sep 28	Phi	W		INJURED RESERVE/DESIGNATED FOR RETURN									-	-
Oct 5	KC	W		INJURED RESERVE/DESIGNATED FOR RETURN									-	-
Oct 13	at StL	W		INJURED RESERVE/DESIGNATED FOR RETURN									-	-
Oct 19	at Den	L		INJURED RESERVE/DESIGNATED FOR RETURN									-	-
Nov 2	StL	L		INJURED RESERVE/DESIGNATED FOR RETURN									-	-
Nov 9	at NO	W		INJURED RESERVE/DESIGNATED FOR RETURN									-	-
Nov 16	at NYG	W		INJURED RESERVE/DESIGNATED FOR RETURN									-	-
Nov 23	Was	W	-	-	INACTIVE (Forearm)					-	-	-	-	-
Nov 27	Sea	L	-	-	INACTIVE (Forearm)					-	-	-	-	-
Dec 7	at Oak	L	-	-	INACTIVE (Forearm)					-	-	-	-	-
PLACED ON INJURED RESERVE (Bicep/Forearm) ON 12/13														
TOTALS			0/0	0	0	0	0.0	0.0	0	0	0	0	0	0

2015 (San Francisco)

Date	Opp	W/L	P/S	Tot	Sol	Ast	Sk	Yds	Int	Yds	PD	FF	FR	Yds
Sep 14	Min	W	1/1	4	1	3	0.0	0.0	0	0	0	0	0	0
Sep 20	at Pit	L	1/1	2	2	0	0.0	0.0	0	0	0	0	0	0
Sep 27	at Arz	L	1/1	8	4	4	0.0	0.0	0	0	0	0	0	0
Oct 4	GB	L	1/0	2	1	1	0.0	0.0	0	0	0	0	0	0
Oct 11	at NYG	L	1/1	6	4	2	0.0	0.0	0	0	0	0	0	0
Oct 18	Bal	W	1/1	4	2	2	0.0	0.0	0	0	0	0	0	0
Oct 22	Sea	L	1/1	6	1	5	0.0	0.0	0	0	0	0	0	0
Nov 1	at StL	L	1/0	4	3	1	0.0	0.0	0	0	0	0	0	0
Nov 8	Atl	W	1/0	1	1	0	0.0	0.0	0	0	0	0	0	0
Nov 22	at Sea	L	1/1	0	0	0	0.0	0.0	0	0	0	0	0	0
PLACED ON INJURED RESERVE (Knee) ON 11/25														
TOTALS			10/7	37	19	18	0.0	0.0	0	0	0	0	0	0



SHAUN DRAUGHN

24

POSITION RB

HEIGHT 5-11

WEIGHT 205

COLLEGE NORTH CAROLINA

BORN 12.7.87 // TARBORO, NC // TARBORO HS, TARBORO, NC
5TH YEAR // ACQUIRED FA IN '15

2016 HIGHLIGHTS

- Registered 7 atts. for 18 yds. and 1 TD vs. LA (9/12), the 4th TD of his career.
- Hauled in a 17-yd. TD pass from QB Colin Kaepernick vs. TB (10/23), marking his first career TD receipt.
- Recorded 3 receipts. for 43 yds. and 1 TD vs. NE (11/20), a 13-yd TD pass from QB Colin Kaepernick. The TD marked his second TD receipt. of the season and of his career.
- Rushed for 32 yds. and 1 TD vs. NYJ (12/11), his second rush TD of the season and fifth of his career.

GOLDMINE

- Grew up in a musical family and sang in the choir when he was younger. At the age of 17, his parents bought him his first guitar, a red Peavey Raptor with a box amp. On the affect music has in his life, Draughn said, "It's a soothing thing for me. Musical is definitely rooted in me. It's an important part of my life." To see Shaun play, [click here](#).
- Opened up his own real estate investment company, Highly Favored Solutions, LLC. "I have always been interested in real estate. I love the hands-on approach of designing and seeing the finished product."
- Pronounced DRONE



DRAUGHN'S GOLDEN NUGGET

- Grew up in a musical family and enjoys playing guitar, which he taught himself how to play when he was 17 years old.

DRAUGHN'S GAME-BY-GAME

2016

Date	Opp	W/L	P/S	Rsh	Yds	Avg	Lg	TD	Rec	Yds	TD
Sep 12	LA	W	1/0	7	18	2.6	6	1	2	18	0
Sep 18	at Car	L	1/0	9	21	2.3	18	0	0	0	0
Sep 25	at Sea	L	1/0	5	10	2.0	7	0	1	2	0
Oct 2	Dal	L	1/0	2	5	2.5	4	0	1	3	0
Oct 6	Arz	L	1/0	2	-1	-0.5	0	0	0	0	0
Oct 16	at Buf	L	1/0	1	2	2.0	2	0	0	0	0
Oct 23	TB	L	1/0	1	16	16.0	16	0	5	37	1
Nov 6	NO	L	1/0	0	0	-	-	0	0	0	0
Nov 13	at Arz	L	1/0	0	0	-	-	0	0	0	0
Nov 20	NE	L	1/0	0	0	-	-	0	3	43	1
Nov 27	at Mia	L	1/0	0	0	-	-	0	6	49	0
Dec 4	at Chi	L	1/0	5	20	4.0	9	0	0	0	0
Dec 11	NYJ	L	1/0	7	32	4.6	11	1	1	-5	0
Dec 18	at Atl	L	1/0	4	15	3.8	9	0	0	0	0
Dec 24	at LA	W	1/0	10	17	1.7	3	0	6	48	0
Jan 1	Sea										
TOTALS			14/0	53	155	2.9	18	2	25	195	2

Special Teams Tackles: 8

DRAUGHN'S CAREER STATISTICS

YEAR	TEAM	GP	GS	ATT	RUSHING				NO	RECEIVING			
					YDS	AVG	LG	TD		YDS	AVG	LG	TD
2011	KC	1	0	0	0	—	—	0	0	0	—	—	0
2012	KC	16	0	59	233	3.9	25	2	24	158	6.6	23	0
2013	BAL	3	0	4	2	0.5	3	0	0	0	—	—	0
2014	CHI/SD/CLE	10	0	10	19	1.9	6	0	0	0	—	—	0
2015	CLE/SF	11	6	78	273	3.5	30	1	27	176	6.5	26	0
2016	SF	15	0	53	155	2.9	18	2	25	195	7.8	26	2
TOTALS		56	6	204	682	3.3	30	5	76	529	7.0	26	2

Additional Statistics:

Fumbles—Lost—3—2: 2—1 in 2012; 1—1 in 2016

Special Teams Tackles — 17: 2012 (4); 2014 (3); 2015 (2); 2016 (8)

Special Teams Fumble Recoveries — 2: 2007 (1); 2016 (1)

Kick Returns — 38: 2012 (23); 2013 (2); 2014 (8); 2015 (5)

Kick Return Yards — 869: 2012 (537); 2013 (53); 2014 (173); 2015 (106)

Milestones:

NFL Debut: at Den. (1/1/12); **First Start:** vs. Atl. (11/8/15); **First Rushing TD:** vs. Atl. (9/9/12 — 4-yd. run); **First Reception:** vs. Atl. (9/9/12 — 9-yd. pass from M. Cassell); **First TD Reception:** vs. TB (10/23/16 — 17-yd. TD pass from QB Colin Kaepernick)

DRAUGHN'S CAREER HIGHS

Rushes: 16 vs. Atl. (11/8/15)

Rushing Yards: 58 vs. Atl. (11/8/15)

Longest Rush: 30 vs. Atl. (11/8/15)

Rushing TDs: 1 (5 times) Last vs. NYJ (12/11/16)

Receptions: 8 at Sea. (11/22/15)

Receiving Yards: 50 at Chi. (12/6/15)

Receiving TDs: 1 (2 times) Last vs. NE (11/20/16)

Long Reception: 26 (2 times) Last vs. NE (11/20/16)

Kick Returns: 4 at SD (11/1/12)

Kick Return Yards: 83 at SD (11/1/12)

Long Kick Return: 41 vs. Bal. (10/7/12)

DRAUGHN'S TRANSACTIONS

Originally signed as an undrafted free agent by Was. on 7/28/11...Waived by Was. on 9/3/11...Signed to the KC practice squad on 10/5/11...Waived by KC on 8/31/13...Signed by Bal. on 9/11/13...Waived by Bal. on 10/10/13...Signed by Ind. on 12/17/13...Waived by Ind. on 12/21/13...Signed by Chi. on 4/23/14...Waived by Chi. on 9/16/14...Signed by SD on 9/23/14...Waived by SD on 11/1/14...Signed by Cle. on 12/3/14...Re-signed with Cle. as exclusive rights free agent on 3/6/15...Waived by Cle. on 10/20/15...Signed by SF on 11/2/15...Placed on the Injured Reserve List on 12/30/15...Re-signed with SF on a one-year contract on 3/2/16.

2015 (CLEVELAND/SAN FRANCISCO)

- Appeared in 11 games with Cleveland and San Francisco, and set single-season career highs of 273 rushing yds. and 176 rec. yds.
- In the first five games of the season for the Browns, registered 5 KORs for 106 yds. (21.2 avg.).
- Made his 49ers debut and first start of his career vs. Atl. (11/8), rushing for a career-high 58 yds. on 16 atts., including a career-long 30-yd. run. He also recorded 4 receipts. for 38 yds.
- Registered a career-high 8 receipts. for 40 yds. at Sea. (11/22), marking the most receipts. by a 49ers RB since 9/26/10 at KC (RB Frank Gore - 9 receipts. for 102 yds.).
- Recorded a career-high 50 rec. yds., including a career-long 26-yd. receipt., on 5 receipts. and capped off a 16-play, 81-yd. drive with a 1-yd. TD run in the 2nd qtr. at Chi. (12/6). It marked his 3rd career TD run and first since 11/1/12 at SD as a member of the Kansas City Chiefs.

2014 (CHICAGO/SAN DIEGO/CLEVELAND)

- Appeared in the first 2 games of the season for the Chicago Bears.
- Signed with San Diego and appeared in 4 games, rushing for 19 yds. on 10 atts. and registering 58 yds. on 3 KORs (19.3 avg.).
- Signed with Cleveland and appeared in the final 4 games of the season for the Browns, recording 5 KORs for 115 yds. (23.0).

2013 (BALTIMORE)

- Appeared in 3 games with the Ravens, rushing 4 times for 2 yds. and notching 2 KORs for 53 yds. (26.5 avg.)

2012 (KANSAS CITY)

- Appeared in all 16 games for the Chiefs, rushing 59 times for 233 yds. and 2 TDs.
- Tallied 23 KORs for 537 yds. (23.4 avg.)
- Recorded 6 carries for 29 yds. and his first career rushing TD vs. Atl. (9/9).

2011 (KANSAS CITY)

- Made his NFL debut during Week 17 at Den. (1/1/12).

COLLEGE

Played in 44 games at North Carolina. Began career as a safety before converting to running back as a sophomore. Rushed for 2,070 yds. on 451 atts. with 10 TDs and had 50 receipts. for 268 yds. with 1 TD. Saw action in 11 games as a senior in 2010, registering 129 atts. for 637 yds. with a career-high 6 TDs. Also added 13 receipts for 62 yds. Started first nine games as a junior in 2009, recording 124 atts. for 567 yds. and 1 TD and a career-high 21 receipts. for 125 yds. Appeared in all 13 games as a sophomore in 2008, recording career-bests with 198 atts. for 866 yds. with 3 TDs. Added 16 receipts for 81 yds. and 1 TD. Competed in 11 games as a redshirt freshman in 2007, notching five tackles. Redshirted as a true freshman in 2006

PERSONAL

- Majored in communications.
- Attended Tarboro (NC) HS and was named Offensive Player of the Year by the *The Daily Sentinel* and *Rocky Mount Telegram* after rushing for 1,452 yds. on 253 atts. with 21 TDs as a senior.
- Shaun and his wife, Shonda, have one daughter, London, and one son, Kenneth.
- Born Kenneth Rashaun Drone (12/7/87) in Tarboro, NC.

INJURY REPORT

2015: Inactive at Det. (12/27) and placed on the Injured Reserve List on 12/30 with a knee injury.

DRAUGHN'S GAME-BY-GAME

2011 (Kansas City)

Date	Opp	W/L	P/S	Rsh	Yds	Avg	Lg	TD	Rec	Yds	TD
SIGNED TO KC PRACTICE SQUAD ON 10/5											
Oct 9	at Ind	W	—	—	PRACTICE SQUAD	—	—	—	—	—	—
Oct 23	at Oak	W	—	—	PRACTICE SQUAD	—	—	—	—	—	—
Oct 31	SD	W	—	—	PRACTICE SQUAD	—	—	—	—	—	—
Nov 6	Mia	L	—	—	PRACTICE SQUAD	—	—	—	—	—	—
Nov 13	Den	L	—	—	PRACTICE SQUAD	—	—	—	—	—	—
Nov 21	at NE	L	—	—	PRACTICE SQUAD	—	—	—	—	—	—
Nov 27	Pit	L	—	—	PRACTICE SQUAD	—	—	—	—	—	—
Dec 4	at Chi	W	—	—	PRACTICE SQUAD	—	—	—	—	—	—
Dec 11	at NYJ	L	—	—	PRACTICE SQUAD	—	—	—	—	—	—
Dec 18	GB	W	—	—	PRACTICE SQUAD	—	—	—	—	—	—
Dec 24	Oak	L	—	—	PRACTICE SQUAD	—	—	—	—	—	—
Jan 1	at Den	W	1/0	0	0	—	—	0	0	0	0
TOTALS			1/0	0	0	—	—	0	0	0	0

2012 (Kansas City)

Date	Opp	W/L	P/S	Rsh	Yds	Avg	Lg	TD	Rec	Yds	TD
Sep 9	Atl	L	1/0	6	29	4.8	14	1	2	12	0
Sep 16	at Buf	L	1/0	5	56	11.2	25	0	1	23	0
Sep 23	at NO	W	1/0	7	22	3.1	7	0	3	26	0
Sep 30	SD	L	1/0	4	12	3.0	7	0	4	34	0
Oct 7	Bal	L	1/0	12	40	3.3	10	0	1	5	0
Oct 14	at TB	L	1/0	11	11	1.0	5	0	3	12	0
Oct 28	Oak	L	1/0	2	7	3.5	6	0	1	7	0
Nov 1	at SD	L	1/0	1	6	6.0	6t	1	2	21	0
Nov 12	at Pit	L	1/0	0	0	—	—	0	0	0	0
Nov 18	Cin	L	1/0	2	10	5.0	6	0	2	1	0
Nov 25	Den	L	1/0	2	13	6.5	7	0	0	0	0
Dec 2	Car	W	1/0	0	0	—	—	0	0	0	0
Dec 9	at Cle	L	1/0	1	0	0.0	0	0	1	8	0
Dec 16	at Oak	L	1/0	0	0	—	—	0	3	11	0
Dec 23	Ind	L	1/0	1	4	4.0	4	0	0	0	0
Dec 30	at Den	L	1/0	5	23	4.6	8	0	1	-2	0
TOTALS			16/0	59	233	3.9	25	2	24	158	0

2013 (Baltimore)

Date	Opp	W/L	P/S	Rsh	Yds	Avg	Lg	TD	Rec	Yds	TD
SIGNED BY BAL ON 9/11											
Sep 15	Cle	W	—	—	—	INACTIVE	—	—	—	—	—
Sep 22	Hou	W	1/0	4	2	0.5	3	0	0	0	0
Sep 29	at Buf	L	1/0	0	0	—	—	0	0	0	0
Oct 6	at Mia	W	1/0	0	0	—	—	0	0	0	0
RELEASED BY BAL ON 10/10											
TOTALS			3/0	4	2	0.5	3	0	0	0	0

2014 (Chicago/San Diego/Cleveland)

Date	Opp	W/L	P/S	Rsh	Yds	Avg	Lg	TD	Rec	Yds	TD
WITH CHICAGO											
Sep 7	Buf	W	1/0	0	0	—	—	0	0	0	0
Sep 14	at SF	L	1/0	0	0	—	—	0	0	0	0
RELEASED BY CHI ON 9/16											
SIGNED BY SD ON 9/23											
Sep 28	Ind	W	1/0	0	0	—	—	0	0	0	0
Oct 5	NYJ	W	1/0	10	19	1.9	6	0	0	0	0
Oct 19	KC	L	1/0	0	0	—	—	0	0	0	0
Oct 23	at Den	L	1/0	0	0	—	—	0	0	0	0
RELEASED BY SD ON 11/1											
SIGNED BY CLE ON 12/3											
Dec 7	Ind	L	1/0	0	0	—	—	0	0	0	0
Dec 14	Cin	L	1/0	0	0	—	—	0	0	0	0
Dec 21	at Car	L	1/0	0	0	—	—	0	0	0	0
Dec 28	at Bal	L	1/0	0	0	—	—	0	0	0	0
TOTALS			10/0	10	19	1.9	6	0	0	0	0

2015 (Cleveland/San Francisco)

Date	Opp	W/L	P/S	Rsh	Yds	Avg	Lg	TD	Rec	Yds	TD
WITH CLEVELAND											
Sep 13	at NYJ	L	1/0	1	4	4.0	4	0	0	0	0
Sep 20	Ten	W	1/0	0	0	—	—	0	0	0	0
Sep 27	Oak	L	1/0	0	0	—	—	0	1	2	0
Oct 4	at SD	L	1/0	1	6	6.0	6	0	1	-1	0
Oct 11	at Bal	W	—	—	—	INACTIVE	—	—	—	—	—
Oct 18	Den	L	1/0	0	0	—	—	0	0	0	0
RELEASED BY CLE 10/20											
SIGNED BY SF 11/2											
Nov 8	Atl	W	1/1	16	58	3.6	30	0	4	38	0
Nov 22	at Sea	L	1/1	12	37	3.1	9	0	8	40	0
Nov 29	Arz	L	1/1	15	51	3.4	19	0	5	35	0
Dec 6	at Chi	W	1/1	13	36	2.8	7	1	5	50	0
Dec 13	at Cle	L	1/1	11	43	3.9	15	0	2	8	0
Dec 20	Cin	L	1/1	9	38	4.2	14	0	1	4	0
Dec 27	at Det	L	—	—	—	INACTIVE (Knee)	—	—	—	—	—
PLACED ON INJURED RESERVE (Knee) on 12/30											
TOTALS			11/6	78	273	3.5	30	1	27	176	0



JIM DRAY

49

POSITION TE | HEIGHT 6-5 | WEIGHT 255 | COLLEGE STANFORD

BORN 12.31.86 // ORADELL, NJ // BERGEN CATHOLIC HS, ORADELL, NJ
7TH YEAR // ACQUIRED FA IN '16

GOLDMINE

- Dray and his wife, Kelly, own horses as she is a three-day eventer, an equestrian competition where a single horse and rider combination compete across the three disciplines of dressage, cross-country, and stadium jumping. If Dray wasn't playing football, he would be helping his wife compete. "I'd probably be a groom for my wife," Dray said. "She's a three-day eventer, so I'd probably help her out with her horses all day."

DRAY'S GOLDEN NUGGETS

- Appeared in 4 games (1 start) for the Buffalo Bills in 2016 before being released on 10/4 and signed by the 49ers on 12/19.
- A seven-year NFL veteran, Dray has spent time with Arizona (2010-13), Cleveland (2014-15) and Buffalo (2016).

DRAY'S GAME-BY-GAME

2016 (Buffalo/San Francisco)

Date	Opp	W/L	P/S	Rec	Yds	Avg	Lg	TD
WITH BUFFALO								
Sep 11	at Bal	L	1/1	0	0	—	—	0
Sep 15	NYJ	L	1/0	0	0	—	—	0
Sep 25	Arz	W	1/0	0	0	—	—	0
Oct 2	at NE	W	1/0	0	0	—	—	0
RELEASED BY BUF ON 10/4 SIGNED BY SF ON 12/19								
Dec 24	at LA	W	1/0	0	0	—	—	0
Jan 1	Sea							
TOTALS			5/1	0	0	—	—	0

DRAY'S CAREER STATISTICS

YEAR	TEAM	GP	GS	RECEIVING					RUSHING				
				NO	YDS	AVG	LG	TD	ATT	YDS	AVG	LG	TD
2010	ARZ	16	3	3	47	15.7	24	0	0	0	—	—	0
2011	ARZ	10	0	2	25	12.5	20	0	0	0	—	—	0
2012	ARZ	13	0	2	15	7.5	12	0	0	0	—	—	0
2013	ARZ	16	15	26	215	8.3	18	2	0	0	—	—	0
2014	CLE	16	8	17	242	14.2	31	1	0	0	—	—	0
2015	CLE	16	10	6	61	10.2	18	0	0	0	—	—	0
2016	BUF/SF	5	1	0	0	—	—	0	0	0	—	—	0
TOTALS		92	37	56	605	10.8	31	3	0	0	—	—	0

Additional Statistics:

Special Teams Tackles – 12: 2010 (5); 2011 (2); 2012 (3); 2014 (1); 2015 (1)

Fumbles – Lost – 1–1: 1–1 in 2013

Milestones:

NFL Debut: at StL (9/12/10); **First Start:** at KC (11/21/10); **First Reception:** at SD (10/3/10 – 24-yd. pass from QB Max Hall); **First TD Reception:** vs. Car. (10/6/13 – 7-yd. pass from QB Carson Palmer)

DRAY'S CAREER HIGHS

Receptions: 5 vs Det. (9/15/13)

Receiving Yards: 46 vs Hou. (11/16/14)

Long Reception: 31 vs. Pit. (10/14/12)

TD Receptions: 1 (3 times) Last at Ten. (10/5/14)

DRAY'S TRANSACTIONS

Originally drafted in the 7th round (233rd overall) by Arz. in the 2010 NFL Draft...Signed a three-year contract with Cle. on 3/13/14...Released by Cle. on 2/18/16...Signed by Buf. on 3/16/16...Released by Buf. on 10/4/16...Signed by SF on 12/19/16.

2015 (CLEVELAND)

- Saw action in all 16 games (10 starts) and registered 6 receipts. for 61 yds.

2014 (CLEVELAND)

- Appeared in all 16 games for the third time in his career and recorded 17 receipts. for 242 yds. and 1 TD.
- Recorded 3 receipts. for 25 yds. and 1 TD at Ten. (10/5), hauling in a 1-yd. TD pass from QB Brian Hoyer.

2013 (ARIZONA)

- Appeared in all 16 games (15 starts) and registered career highs in receipts. (26), rec. yds. (215) and TDs (2)
- Recorded 2 receipts. for 13 yds. and his first career TD receipt. vs. Car. (10/6), a 7-yd. TD pass from QB Carson Palmer.
- Hauled in 3 receipts. for 26 yds. and 1 TD at Phi. (12/1), a 3-yd. TD pass from QB Carson Palmer.

2012 (ARIZONA)

- Appeared in 13 games and recorded 2 receipts. for 15 yds.

2011 (ARIZONA)

- Appeared in 10 games and registered 2 receipts. for 25 yds.

2010 (ARIZONA)

- Appeared in all 16 games (3 starts) and recorded 3 receipts. for 37 yds. and 5 special teams tackles.
- Made the first start of his NFL career at KC (11/21).

COLLEGE

Started 39 career games at Stanford, hauling in 41 receipts. for 455 yds. and 7 TDs. Earned Second-Team All-Pac 10 honors as a senior after appearing in all 13 games (11 starts) and hauling in 11 receipts. for 149 yds. and 3 TDs. As a junior in 2008, appeared in 8 games (5 starts) and caught 2 receipts for 12 yards, both resulting in TDs. As a sophomore, started the first 6 games of the season and finished with 9 receipts for 116 yds. and 1 TD before suffering a season-ending left knee injury. Started the final 11 games of his freshman season and tied for second on the team with 19 receipts. for 178 yds. and 1 TD. Redshirted as a true freshman in 2005.

PERSONAL

- Majored in science technology and society at Stanford.
- Attended Bergen Catholic (Oradell, NJ) HS, where he was named first team All-Bergen County, All-North New Jersey, all-league as well as second-team All-State as a junior and senior. Finished his prep career with 66 receipts. for 786 yds. and 5 TDs and totaled 281 tackles, 27 TFLs, and 20 sacks as a LB. Named MVP in the 2003 state championship game.
- Born James Russell Dray (12/31/86) in Paramus, NJ.

INJURY REPORT

2011: Inactive 6 games [vs. Car. (9/11), at Was. (9/18), at Sea. (9/25), vs. NYG (10/2), at Min. (10/9) and vs. Pit. (10/25)] with a pectoral injury.

2013: Inactive vs. Mia. (9/30) and at StL (10/4) with a knee injury.

DRAY'S GAME-BY-GAME

2010 (Arizona)

Date	Opp	W/L	P/S	Rec	Yds	Avg	Lg	TD
Sep 12	at StL	W	1/0	0	0	—	—	0
Sep 19	at Atl	L	1/0	0	0	—	—	0
Sep 26	Oak	W	1/0	0	0	—	—	0
Oct 3	at SD	L	1/0	1	24	24.0	24	0
Oct 10	NO	W	1/0	0	0	—	—	0
Oct 24	at Sea	L	1/0	0	0	—	—	0
Oct 31	TB	L	1/0	0	0	—	—	0
Nov 7	at Min	L	1/0	1	17	17.0	17	0
Nov 14	Sea	L	1/0	0	0	—	—	0
Nov 21	at KC	L	1/1	0	0	—	—	0
Nov 29	SF	L	1/0	0	0	—	—	0
Dec 5	StL	L	1/0	1	6	6.0	6	0
Dec 12	Den	W	1/1	0	0	—	—	0
Dec 19	at Car	L	1/0	0	0	—	—	0
Dec 25	Dal	W	1/0	0	0	—	—	0
Jan 2	at SF	L	1/1	0	0	—	—	0
TOTALS			16/3	3	47	15.7	24	0

2013 (Arizona)

Date	Opp	W/L	P/S	Rec	Yds	Avg	Lg	TD
Sep 8	at StL	L	1/1	2	21	10.5	11	0
Sep 15	Det	W	1/1	5	31	6.2	14	0
Sep 22	at NO	L	1/1	0	0	—	—	0
Sep 29	at TB	W	1/0	1	10	10.0	10	0
Oct 6	Car	W	1/1	2	13	6.5	7t	1
Oct 13	at SF	L	1/1	1	4	4.0	4	0
Oct 17	Sea	L	1/1	1	8	8.0	8	0
Oct 27	Atl	W	1/1	0	0	—	—	0
Nov 10	Hou	W	1/1	1	9	9.0	9	0
Nov 17	at Jax	W	1/1	2	18	9.0	13	0
Nov 24	Ind	W	1/1	0	0	—	—	0
Dec 1	at Phi	L	1/1	3	26	8.7	17	1
Dec 8	StL	W	1/1	3	32	10.7	16	0
Dec 15	at Ten	W	1/1	1	9	9.0	9	0
Dec 22	at Sea	W	1/1	3	16	5.3	8	0
Dec 29	SF	L	1/1	1	18	18.0	18	0
TOTALS			16/15	26	215	8.3	18	2

2011 (Arizona)

Date	Opp	W/L	P/S	Rec	Yds	Avg	Lg	TD
Sep 11	Car	W	—	INACTIVE (Pectoral)				—
Sep 18	at Was	L	—	INACTIVE (Pectoral)				—
Sep 25	at Sea	L	—	INACTIVE (Pectoral)				—
Oct 2	NYG	L	—	INACTIVE (Pectoral)				—
Oct 9	at Min	L	—	INACTIVE (Pectoral)				—
Oct 23	Pit	L	—	INACTIVE (Pectoral)				—
Oct 30	at Bal	L	1/0	0	0	—	—	0
Nov 6	StL	W	1/0	2	25	12.5	20	0
Nov 13	at Phi	W	1/0	0	0	—	—	0
Nov 20	at SF	L	1/0	0	0	—	—	0
Nov 27	at StL	W	1/0	0	0	—	—	0
Dec 4	Dal	W	1/0	0	0	—	—	0
Dec 11	SF	W	1/0	0	0	—	—	0
Dec 18	Cle	W	1/0	0	0	—	—	0
Dec 24	at Cin	L	1/0	0	0	—	—	0
Jan 1	Sea	W	1/0	0	0	—	—	0
TOTALS			10/0	2	25	12.5	20	0

2014 (Cleveland)

Date	Opp	W/L	P/S	Rec	Yds	Avg	Lg	TD
Sep 7	at Pit	L	1/0	2	30	15.0	20	0
Sep 14	NO	W	1/1	1	5	5.0	5	0
Sep 21	Bal	L	1/0	0	0	—	—	0
Oct 5	at Ten	W	1/0	3	25	8.3	14	1
Oct 12	Pit	W	1/0	1	31	31.0	31	0
Oct 19	at Jax	L	1/0	0	0	—	—	0
Oct 26	Oak	W	1/0	2	27	13.5	16	0
Nov 2	TB	W	1/1	1	26	26.0	26	0
Nov 6	at Cin	W	1/1	0	0	—	—	0
Nov 16	Hou	L	1/1	2	46	23.0	30	0
Nov 23	at Atl	W	1/0	0	0	—	—	0
Nov 30	at Buf	L	1/1	3	45	15.0	24	0
Dec 7	Ind	L	1/1	1	3	3.0	3	0
Dec 14	Cin	L	1/0	0	0	—	—	0
Dec 21	at Car	L	1/1	1	4	4.0	4	0
Dec 28	at Bal	L	1/1	0	0	—	—	0
TOTALS			16/8	17	242	14.2	31	1

2012 (Arizona)

Date	Opp	W/L	P/S	Rec	Yds	Avg	Lg	TD
Sep 9	Sea	W	1/0	0	0	—	—	0
Sep 16	at NE	W	—	INACTIVE				—
Sep 23	Phi	W	1/0	0	0	—	—	0
Sep 30	Mia	W	—	INACTIVE (Knee)				—
Oct 4	at StL	L	—	INACTIVE (Knee)				—
Oct 14	Buf	L	1/0	0	0	—	—	0
Oct 21	at Min	L	1/0	0	0	—	—	0
Oct 29	SF	L	1/0	0	0	—	—	0
Nov 4	at GB	L	1/0	0	0	—	—	0
Nov 18	at Atl	L	1/0	0	0	—	—	0
Nov 25	StL	L	1/0	0	0	—	—	0
Dec 2	at NYJ	L	1/0	0	0	—	—	0
Dec 9	at Sea	L	1/0	0	0	—	—	0
Dec 16	Det	W	1/0	0	0	—	—	0
Dec 23	Chi	L	1/0	1	3	3.0	3	0
Dec 30	at SF	L	1/0	1	12	12.0	12	0
TOTALS			13/0	2	15	7.5	12	0

2015 (Cleveland)

Date	Opp	W/L	P/S	Rec	Yds	Avg	Lg	TD
Sep 13	at NYJ	L	1/1	1	13	13.0	13	0
Sep 20	Ten	W	1/1	0	0	—	—	0
Sep 27	Oak	L	1/1	0	0	—	—	0
Oct 4	at SD	L	1/0	0	0	—	—	0
Oct 11	at Bal	W	1/1	1	7	7.0	7	0
Oct 18	Den	L	1/1	0	0	—	—	0
Oct 25	at StL	L	1/1	2	10	5.0	5	0
Nov 1	Arz	L	1/0	0	0	—	—	0
Nov 5	at Cin	L	1/1	1	13	13.0	13	0
Nov 15	at Pit	L	1/0	0	0	—	—	0
Nov 30	Bal	L	1/1	0	0	—	—	0
Dec 6	Cin	L	1/1	0	0	—	—	0
Dec 13	SF	W	1/0	0	0	—	—	0
Dec 20	at Sea	L	1/0	0	0	—	—	0
Dec 27	at KC	L	1/1	1	18	18.0	18	0
Jan 3	Pit	L	1/0	0	0	—	—	0
TOTALS			16/10	6	61	10.2	18	0



BRUCE ELLINGTON


10

POSITION WR | HEIGHT 5-9 | WEIGHT 197 | COLLEGE SOUTH CAROLINA

BORN 8.22.91 // MONCKS CORNER, SC // BERKELEY HS, MONCKS CORNER, SC
3RD YEAR // ACQUIRED D-4A IN '14

GOLDMINE

- Ellington grew up in Moncks Corner, SC, attended an in-state Division I program, the University of South Carolina, and was drafted by a team in the NFC West, the San Francisco 49ers. His cousin, Andre Ellington, experienced a very similar career path. He grew up in Moncks Corner, SC, attended an in-state Division I school, Clemson, and was drafted by an NFC West team, the Arizona Cardinals.
- In June of 2016, Bruce and Andre Ellington hosted their 3rd Annual Ellington Elite Youth Football Camp in their hometown of Moncks Corner, SC. Held at their former high school, more than 1,000 children ages six to 16 participated in the one-day camp that focused on developing athletic skills in addition to promoting healthy lifestyle tips and proper study techniques. "We're just lucky and blessed to be able to come out here and support the community and give back," Bruce said.




- Growing up in a very rural area, Ellington believes he is a product of his environment, "I grew up down a dirt road. Nothing but woods around me. A lot of dogs around and that kind of helped me get faster from them chasing after me. Me and my cousin stayed in the backyard or the front yard and played one-on-one football or one-on-one basketball."

ELLINGTON'S GOLDEN NUGGETS

- Is the cousin of Arizona Cardinals RB Andre Ellington. In June of 2016, the two hosted their 3rd Annual "Ellington Elite Football Camp," a free camp held in Moncks Corner, SC.
- Graduated from the University of South Carolina in 3 ½ years with a degree in sociology.
- Also played basketball at South Carolina, playing in 80 games (66 starts) and averaging 11.2 points, 3.0 assists and 2.7 rebounds in his career.

GOLDMINE (CONTINUED)

- While at South Carolina, Ellington starred as a two-sport athlete, playing point guard on the basketball team in addition to football. As a freshman during the 2010-11 season, Ellington earned SEC All-Freshman honors after starting all 30 games at point guard and leading the team in scoring (12.8 points per game) and minutes played (30.9 minutes per game). During his career with the Gamecocks, he appeared in 80 games (66 starts) and averaged 11.2 points, 3.0 assists and 2.7 rebounds.
- In 2015, Ellington participated in the 2nd Annual Tory Dandy Foundation Scholarship Fun Day in Woodruff, SC. Along with 49ers teammate RB Mike Davis and other NFL Players, the athletes signed autographs and raised money to support The Heart Foundation and the ALS Foundation.



ELLINGTON'S CAREER STATISTICS

YEAR	TEAM	GP	GS	NO	RECEIVING				TD	ATT	RUSHING			
					YDS	AVG	LG				YDS	AVG	LG	TD
2014	SF	13	0	6	62	10.3	20t		2	6	28	4.7	15	1
2015	SF	13	0	13	153	11.8	44		0	1	7	7.0	7	0
2016	SF	—	—	—	INJURED RESERVE (Hamstring)				—	—	—	—	—	—
TOTALS		26	0	19	215	11.3	44		2	7	35	5.0	15	1

		KICKOFF RETURNS					PUNT RETURNS					
YEAR	TEAM	NO	YDS	AVG	LG	TD	NO	FC	YDS	AVG	LG	TD
2014	SF	24	614	25.6	38	0	23	12	188	8.2	23	0
2015	SF	26	665	25.6	40	0	19	17	137	7.2	36	0
TOTALS		50	1,279	25.6	40	0	42	29	325	7.7	36	0

Additional Statistics:

Fumbles—Lost — 2—1: 1—0 in 2014; 1—1 in 2015

Special Teams Tackles — 1: 2015 (1)

Passes Defensed — 1: 2015 (1)

Milestones:

NFL Debut: at Dal. (9/7/14); **First Reception:** vs. KC (10/5/14 — 1—yd. pass from QB Colin Kaepernick); **First TD Reception:** at Den. (10/19/14 — 20—yd. pass from QB Blaine Gabbert); **First Rushing TD:** vs. SD (12/20/14 — 1—yd. run)

ELLINGTON'S CAREER HIGHS

Receptions: 3 (2 times) Last at Det. (12/27/15)
Receiving Yards: 55 at Det. (12/27/15)
Receiving TDs: 1 (2 times) Last vs. SD (12/20/14)
Long Reception: 44 vs. StL (1/3/16)
Rushes: 3 vs. SD (12/20/14)
Rushing Yards: 15 vs. Phi. (9/28/14)
Rushing TDs: 1 vs. SD (12/20/14)

Long Rush: 15 vs. Phi. (9/28/14)
Kick Returns: 4 (4 times) Last at Chi. (12/6/15)
Kick Return Yards: 108 vs. KC (10/5/14)
Kick Return Long: 40 at Chi. (12/6/15)
Punt Returns: 6 vs. Cin. (12/20/15)
Punt Return Yards: 40 vs. Cin. (12/20/15)

ELLINGTON'S TRANSACTIONS

Originally the first of two 4th—round (106th overall) draft choices by SF in 2014...Placed on the Injured Reserve List on 8/30/16.

2015

- Appeared in 13 games and recorded a career-high 13 receipts. for 153 yds on the season.
- Had 4 kickoff returns for 98 yds. (24.5 avg.) at Chi. (12/6), including a career-long 40-yd. return.
- Registered a career-long 36-yd. punt return at Cle. (12/13).
- Recorded career highs with 6 punt returns for 40 yds. vs. Cin. (12/20).
- Registered 3 receipts. for a career-high 55 yds. at Det. (12/27).

2014

- Appeared in 13 games and registered 6 receipts. for 62 yds. and 2 TDs.
- Registered his first career TD on a 20-yd. TD pass from QB Blaine Gabbert at Den. (10/19).
- Caught an 8-yd. TD receipt. from QB Colin Kaepernick and found the end zone on a 1-yd. TD run vs. SD (12/20). It marked his 2nd career TD receipt. and 1st career rushing TD. He became the first 49er to record a rushing TD and rec. TD in the same game since RB Frank Gore vs. NO (9/20/10), and the first 49ers rookie to accomplish the feat since RB Amp Lee at Min. (12/13/92).

COLLEGE

Played in 39 games (26 starts) for the Gamecocks, registering 106 receipts. for 1,586 yds. and 16 TDs. Also had 43 KORs for 977 yds. (22.7 avg.). As a junior, earned First-Team All-SEC honors and was named Academic All-SEC. Played in 13 games (11 starts) and led the team with 49 receipts. for 775 yds. and 8 TDs. In 2012, was a member of the SEC Academic Honor Roll and was the co-recipient of the team's Everyday Attitude & Hustle Award. Started all 13 games and led the Gamecocks with 600 rec. yds. and 7 TDs on 40 receipts. Also registered 18 KORs for 406 yds. (22.5 avg.). As a freshman, earned Freshman All-SEC and Academic All-SEC honors as an all-purpose performer. Played in 13 games (2 starts) and recorded 17 receipts. for 211 yds. and 1 TD. Also has 20 KORs for 463 yds. (23.2 avg.). Redshirted in football in 2010.

PERSONAL

- Was also a member of the basketball team at South Carolina, playing in 80 games (66 starts) and averaging 11.2 points, 3.0 assists and 2.7 rebounds in his career.
- In the 2012-13 season, appeared in 23 games (19 starts) and averaged 9.9 points, 2.6 rebounds, 2.7 assists and 1.3 steals.
- As a sophomore, played in 24 games (15 starts), averaging 11.0 points, 2.3 rebounds and 3.1 assists.
- Started all 30 games in 2010, and was named to the SEC All-Freshman Team. Averaged a team-high 12.8 points, 3.3 rebounds, 3.2 assists and 1.0 steals.
- Attended Berkeley (Moncks Corner, SC) HS and led the Stags to the Division II-AAAA state championship in 2009 as a quarterback.
- Also lettered in basketball and was rated the 56th-best overall prospect and 12th-best point guard in the country by Scout.com.
- Was named South Carolina Coaches Association Class 4A Player of the Year, Region 7-4A Player of the Year, Post and Courier Athlete of the Year and was McDonald's All-America nominee following his senior season.
- Graduated with a degree in sociology.
- Has one brother, Ashley.
- His cousin, Andre, currently plays RB for the Arizona Cardinals.
- Born Bruce Ellington (8/22/91) in Moncks Corner, SC.

INJURY REPORT

- 2014:** Was Inactive 3 games [at NYG (11/16), vs. Was. (11/23) and vs. Sea. (11/27)] with an ankle injury.
- 2015:** Inactive 2 games [at Pit. (9/20) and at Arz. (9/27)] with an ankle injury and vs. Bal. (10/18) with a calf injury.
- 2016:** Placed on the Injured Reserve List on 8/30 with a hamstring injury.

ELLINGTON'S GAME-BY-GAME

2014 Receiving

Date	Opp	W/L	P/S	Rec	Yds	Avg	Lg	TD
Sep 7	at Dal	W	1/0	0	0	—	—	0
Sep 14	Chi	L	1/0	0	0	—	—	0
Sep 21	at Arz	L	1/0	0	0	—	—	0
Sep 28	Phi	W	1/0	0	0	—	—	0
Oct 5	KC	W	1/0	1	1	1.0	1	0
Oct 13	at StL	W	1/0	0	0	—	—	0
Oct 19	at Den	L	1/0	3	44	14.7	20t	1
Nov 2	StL	L	1/0	1	9	9.0	9	0
Nov 9	at NO	W	1/0	0	0	—	—	0
Nov 16	at NYG	W	—	—	INACTIVE (Ankle)	—	—	—
Nov 23	Was	W	—	—	INACTIVE (Ankle)	—	—	—
Nov 27	Sea	L	—	—	INACTIVE (Ankle)	—	—	—
Dec 7	at Oak	L	1/0	0	0	—	—	0
Dec 14	at Sea	L	1/0	0	0	—	—	0
Dec 20	SD	L	1/0	1	8	8.0	8t	1
Dec 28	Arz	W	1/0	0	0	—	—	0
TOTALS			13/0	6	62	10.3	9	2

2014 Returns

Date	Opp	KR	Yds	Avg	Lg	TD	PR	FC	Yds	Avg	Lg	TD
Sep 7	at Dal	0	0	—	—	0	1	1	13	13.0	13	0
Sep 14	Chi	1	28	28.0	28	0	4	0	24	6.0	19	0
Sep 21	at Arz	2	44	22.0	26	0	1	0	14	14.0	14	0
Sep 28	Phi	2	45	22.5	27	0	3	0	25	8.3	21	0
Oct 5	KC	4	108	27.0	33	0	0	2	0	—	—	0
Oct 13	at StL	0	0	—	—	0	4	1	27	6.8	13	0
Oct 19	at Den	1	33	33.0	33	0	1	2	4	4.0	4	0
Nov 2	StL	3	84	28.0	38	0	1	3	12	12.0	12	0
Nov 9	at NO	1	19	19.0	19	0	2	0	0	0.0	2	0
Nov 16	at NYG	—	—	—	INACTIVE (Ankle)	—	—	—	—	—	—	—
Nov 23	Was	—	—	—	INACTIVE (Ankle)	—	—	—	—	—	—	—
Nov 27	Sea	—	—	—	INACTIVE (Ankle)	—	—	—	—	—	—	—
Dec 7	at Oak	3	92	30.7	23	0	1	0	23	23.0	23	0
Dec 14	at Sea	4	90	22.5	28	0	2	1	12	6.0	9	0
Dec 20	SD	3	71	23.7	23	0	3	0	34	11.3	23	0
Dec 28	Arz	0	0	—	—	0	0	2	0	—	—	0
TOTALS		24	614	25.6	38	0	23	12	188	8.2	23	0

2015 Receiving

Date	Opp	W/L	P/S	Rec	Yds	Avg	Lg	TD
Sep 14	Min	W	1/0	2	5	2.5	4	0
Sep 20	at Pit	L	—	—	INACTIVE (Ankle)	—	—	—
Sep 27	at Arz	L	—	—	INACTIVE (Ankle)	—	—	—
Oct 4	GB	L	1/0	0	0	—	—	0
Oct 11	at NYG	L	1/0	2	39	19.5	30	0
Oct 18	Bal	W	—	—	INACTIVE (Calf)	—	—	—
Oct 22	Sea	L	1/0	0	0	—	—	0
Nov 1	at StL	L	1/0	2	8	4.0	4	0
Nov 8	Atl	W	1/0	2	2	1.0	1	0
Nov 22	at Sea	L	1/0	0	0	—	—	0
Nov 29	Arz	L	1/0	0	0	—	—	0
Dec 6	at Chi	W	1/0	1	0	0.0	0	0
Dec 13	at Cle	L	1/0	0	0	—	—	0
Dec 20	Cin	L	1/0	0	0	—	—	0
Dec 27	at Det	L	1/0	3	55	18.3	38	0
Jan 3	StL	W	1/0	1	44	44.0	44	0
TOTALS			13/0	13	153	11.8	44	0

2015 Returns

Date	Opp	KR	Yds	Avg	Lg	TD	PR	FC	Yds	Avg	Lg	TD
Sep 14	Min	0	0	0.0	—	0	1	1	0	0.0	—	0
Sep 20	at Pit	—	—	—	INACTIVE (Ankle)	—	—	—	—	—	—	—
Sep 27	at Arz	—	—	—	INACTIVE (Ankle)	—	—	—	—	—	—	—
Oct 4	GB	1	20	20.0	20	0	0	0	0	—	—	0
Oct 11	at NYG	1	22	22.0	22	0	0	0	0	—	—	0
Oct 18	Bal	—	—	—	INACTIVE (Calf)	—	—	—	—	—	—	—
Oct 22	Sea	3	73	24.3	25	0	0	0	0	—	—	0
Nov 1	at StL	2	49	24.5	30	0	4	1	38	9.5	27	0
Nov 8	Atl	2	65	32.5	34	0	1	5	17	17.0	17	0
Nov 22	at Sea	4	96	24.0	33	0	1	2	6	6.0	6	0
Nov 29	Arz	3	67	22.3	26	0	1	0	0	0.0	0	0
Dec 6	at Chi	4	98	24.5	40	0	3	2	0	0.0	1	0
Dec 13	at Cle	1	21	21.0	21	0	1	1	36	36.0	36	0
Dec 20	Cin	1	34	34.0	34	0	6	0	40	6.7	17	0
Dec 27	at Det	2	57	28.5	32	0	1	2	0	0.0	0	0
Jan 3	StL	2	63	31.5	34	0	0	3	0	—	—	0
TOTALS		26	665	25.6	40	0	19	17	137	7.2	36	0



BLAINE GABBERT

2

POSITION QB | HEIGHT 6-4 | WEIGHT 235 | COLLEGE MISSOURI

BORN 10.15.89 // BALLWIN, MO // PARKWAY WEST HS, BALLWIN, MO
6TH YEAR // ACQUIRED TR IN '14 - JAX

GOLDMINE

- Since arriving in San Francisco, Gabbert has been an active contributor to the 49ers community relations efforts. He has participated annually in the Visa Shop With A Player event to help local kids from the Boys & Girls Clubs of Silicon Valley buy Christmas presents for their families. He has also helped build bikes for underserved youth in the yearly 49ers Bike Build with Turning Wheels for Kids, among other events.
- Gabbert participated in and served as captain for McKenzie's Run in Jacksonville in 2012. All of the proceeds for the event went to the McKenzie Noelle Wilson Foundation, a nonprofit organization that 'helps young people recognize their full potential through programs that encourage caring for others, giving to those in need, and growing in their own spirituality.'



GABBERT'S GOLDEN NUGGETS

- Enjoys deep sea fishing and fly fishing in his free time. Has caught a wide variety of fish, from sailfish and redfish, to salmon, gar and bass.
- At the age of 13, began training at Hammer Bodies, a fitness center in Missouri, where he trained like a college and professional athlete. He trained at the same facility as NBA players David Lee as well as Tyler and Ben Hansbrough.

GOLDMINE (CONTINUED)

- As a member of the Jacksonville Jaguars, Gabbert teamed up with Dignity U Wear to donate clothes and winter coats to the students at Woodland Acres Elementary School. Based in Jacksonville, Dignity U Wear works with nonprofits in over 42 states to give back to the community by providing clothes to school children, veterans and women and girls in crisis.

GABBERT'S GAME-BY-GAME

2016														Total			Pct.
Date	Opp	W/L	P/S	Att	Cmp	Pct	Yds	TD	Int	Lg	Sk/Yds	Rtg	Rsh	Yds	TD	Net Yds.	Offense
Sep 12	LA	W	1/1	35	22	62.9	170	1	0	35	0/0	84.2	9	43	0	213	66.6%
Sep 18	at Car	L	1/1	36	17	47.2	243	2	2	75t	2/6	64.9	3	10	1	247	81.8%
Sep 25	at Sea	L	1/1	25	14	56.0	119	0	1	20	0/0	51.9	5	22	0	141	55.5%
Oct 2	Dal	L	1/1	23	16	69.6	196	1	1	33t	1/7	91.9	12	27	0	223	75.6%
Oct 6	Arz	L	1/1	31	18	58.1	162	1	2	24	7/27	56.1	10	70	1	205	76.5%
Oct 16	at Buf	L	—	—	—	—	—	—	DID NOT PLAY			—	—	—	—	—	—
Oct 23	TB	L	—	—	—	—	—	—	DID NOT PLAY			—	—	—	—	—	—
Nov 6	NO	L	—	—	—	—	—	—	DID NOT PLAY			—	—	—	—	—	—
Nov 13	at Arz	L	—	—	—	—	—	—	DID NOT PLAY			—	—	—	—	—	—
Nov 20	NE	L	—	—	—	—	—	—	DID NOT PLAY			—	—	—	—	—	—
Nov 27	at Mia	L	—	—	—	—	—	—	DID NOT PLAY			—	—	—	—	—	—
Dec 4	at Chi	L	1/0	10	4	40.0	35	0	0	18	1/8	50.0	1	1	0	28	19.0%
Dec 11	NYJ	L	—	—	—	—	—	—	DID NOT PLAY			—	—	—	—	—	—
Dec 18	at Atl	L	—	—	—	—	—	—	INACTIVE			—	—	—	—	—	—
Dec 24	at LA	W	—	—	—	—	—	—	INACTIVE			—	—	—	—	—	—
Jan 1	Sea																
TOTALS			6/5	160	91	56.9	925	5	6	75t	11/48	68.4	40	173	2	1,057	25.9%

GABBERT'S CAREER STATISTICS

YEAR	TEAM	GP	GS	PASSING									RUSHING					
				ATT	CMP	PCT	YDS	TD	INT	LG	SK	LST	RTG	ATT	YDS	AVG	LG	TD
2011	JAX	15	14	413	210	50.8	2,214	12	11	74t	40	293	65.4	48	98	2.0	12	0
2012	JAX	10	10	278	162	62.4	1,662	9	6	80t	22	158	77.4	18	56	3.1	10	0
2013	JAX	3	3	86	42	48.8	481	1	7	67t	12	67	36.0	9	32	3.6	7	0
2014	SF	1	0	7	3	42.9	38	1	0	20t	0	0	100.0	1	5	5.0	5	0
2015	SF	8	8	282	178	63.1	2,031	10	7	71t	25	164	86.2	32	185	5.8	44t	1
2016	SF	6	5	160	91	56.9	925	5	6	75t	11	48	69.6	40	173	4.3	24	2
TOTALS		43	40	1,226	686	56.0	7,351	38	37	80t	110	730	71.5	148	549	3.7	44t	3

Additional Statistics:

Fumbles—Lost — 25—9: 14—5 in 2011; 5—3 in 2012; 2—0 in 2013; 4—1 in 2015

Receptions — 1: 2016 (1)

Receiving Yards — (—16): 2016 (—16)

Milestones:

NFL Debut: at NYJ (9/18/11); **First Career Start:** at Car. (9/25/11); **First Passing TD:** at Car. (9/25/11 — 36—yd. pass to WR Mike Thomas); **First Rushing TD:** at Chi. (12/6/15 — 44—yd. TD); **300—yd. Passing Games:** 3, Last vs. StL (1/3/16 — 354 yds.)

GABBERT'S CAREER HIGHS

Passes Attempted: 50 vs. Cin. (12/20/15)

Completions: 30 vs. Cin. (12/20/15)

Completion Percentage: 78.3 (18 of 23) vs. Mia. (12/9/12)

Passing Yards: 354 vs. StL (1/3/16)

Long Pass: 80t at Ind. (9/23/12)

QB Rating: 123.6 at Oak. (10/21/12)

Passing Touchdowns: 2 (7 times) Last at Car. (9/18/16)

Rushes: 12 vs. Dal. (10/2/16)

Rushing Yards: 75 at Chi. (12/6/15)

Long Rush: 44t at Chi. (12/6/15)

Rushing Touchdowns: 1 (3 times) Last vs. Arz. (10/6/16)

GABBERT'S TRANSACTIONS

Originally a 1st—round (10th overall) draft choice by Jax. in 2011...Traded to SF on 3/11/14... Signed a two—year deal with SF on 3/11/15.

2015 (SAN FRANCISCO)

- Started the final eight games of the season and threw for 2,031 yds. and 10 TDs with a career-high 63.1 completion percentage. Gabbert also recorded a career-high 185 rushing yds. on the season, including the first rushing TD of his career.
- Made his first start as a member of the 49ers vs. Atl. (11/8), and completed 15-of-25 atts. for 185. yds. with 2 TDs in the 17-16 win.
- Completed 25 of 36 atts., for a then-career-high 318 yds., 1 TD, 1 INT and a QB rating of 94.4 vs. Arz. (11/29). This marked his second career 300-yd. game [303 yds. at GB (10/28/12)].
- With under two minutes to play at Chi. (12/6), had a career-long 44-yd. TD run to tie the game, 20-20. It marked his first career rushing TD and he also rushed for a career-high 75 yds. In overtime, connected with WR Torrey Smith on a 71-yd. TD pass to win the game.
- Completed 28-of-44 passes for a career-high 354 yds. and 1 TD. It marked his second 300-yd. game of the season and third of his career. The 49ers offense amassed 458 net yds. of total offense (350 passing, 108 rushing), the most by the 49ers since 9/8/13 vs. GB (494 net yds. - 404 passing, 90 rushing).

2014 (SAN FRANCISCO)

- Completed a 20-yd TD pass to WR Bruce Ellington at Den. (10/19). It marked his first TD pass as a member of the 49ers.

2013 (JACKSONVILLE)

- Started three games, completing 42 of 86 pass atts. for 481 yds. with 1 TD.

2012 (JACKSONVILLE)

- Started the first 10 games of the season, completing 162 of 278 pass atts. for 1,662 yds. with 9 TDs and 7 INTs.
- Placed on the Injured Reserve List (forearm) on 11/21.

2011 (JACKSONVILLE)

- Started each of the final 14 games of the season.
- Made NFL debut in Week 2 at NYJ (9/18).
- Made first NFL start in Week 3 at Car. (9/25).

COLLEGE

Started 26 of 31 games in three seasons at the University of Missouri. Completed 568 of 933 pass atts. (60.8 pct.) for 6,822 yds. with 40 TDs and 18 INTs. Finished his collegiate career with the 2nd highest passer efficiency rating (132.59) and third most passing yds. (6,822) in school history. Started all 13 games as a junior in 2010, completing 301 of 475 pass atts. (63.4 pct.) for 3,186 yds., 16 TDs and 9 INTs. He added 232 rushing yds. on 112 carries. Led team to a 10-3 record and a share of the Big 12 Conference North Division title. It marked just the third 10-win regular season in school history. Was named Second-Team Academic All-Big 12. Set a single-game school record by completing 83.9 pct. (26 of 31) of his passes against McNeese State. In 2009, started all 13 games and led team to an 8-5 record. Was named Second-Team All-Big 12 and First-Team Academic All-Big 12 after completing 262 of 445 pass atts. for 3,593 yds., 24 TDs and 9 INTs. He also added 204 rushing yds. and 3 TDs. Finished second in the Big 12 with a passer efficiency rating of 140.4. Saw action in five games as a true freshman in 2008.

PERSONAL

- Attended Parkway West (Ballwin, MO) HS, where he ranked the consensus number one player in the state of Missouri. Also lettered in baseball and earned All-Conference honors.
- Earned MVP honors at EA Sports Elite 11 QB camp prior to his senior year of high school. Also played in U.S. Army All-America Bowl.
- His brother, Tyler, was also a college quarterback, with stints at Missouri, Louisville and Central Florida.
- Born Blaine Williamson Gabbert (10/15/89) in Ballwin, MO.

INJURY REPORT

- 2012:** Placed on the Injured Reserve List with a forearm injury on 11/21 and missed the remainder of the season.
- 2013:** Inactive at Oak. (9/15) and at Sea. (9/22) with a hand injury and was inactive at Den. (10/13) and vs. SD (10/20) with a hamstring injury.

GABBERT'S GAME-BY-GAME

Only games Gabbert has appeared in on offense are listed

2011 (Jacksonville)

Date	Opp	W/L	P/S	Att	Cmp	Pct	Yds	TD	Int	Lg	Sk/Yds	Rtg	Rsh	Yds	TD	Total Net Yds.	Pct. Offense
Sep 18	at NYJ	L	1/0	6	5	83.3	52	0	0	14	1/10	102.8	1	1	0	43	21.2
Sep 25	at Car	L	1/1	21	12	57.1	139	1	1	36t	2/10	73.3	4	2	0	131	51.0
Oct 2	NO	L	1/1	42	16	38.1	196	1	1	47	3/26	51.3	2	14	0	184	67.2
Oct 9	Cin	L	1/1	28	15	53.6	221	1	0	74t	3/21	91.5	5	11	0	211	71.3
Oct 16	at Pit	L	1/1	26	12	46.2	109	1	0	21	5/33	70.8	3	16	0	92	44.0
Oct 24	Bal	W	1/1	20	9	45.0	93	0	0	24	4/20	59.0	5	-1	0	72	35.1
Oct 30	at Hou	L	1/1	30	10	33.3	97	1	2	21	1/7	26.7	4	14	0	104	59.8
Nov 13	at Ind	W	1/1	21	14	66.7	118	1	1	19	2/8	77.1	6	8	0	118	47.0
Nov 20	at Cle	L	1/1	41	22	53.7	210	0	0	28	1/15	68.1	2	10	0	205	67.7
Nov 27	Hou	L	1/1	29	13	44.8	136	0	1	31	6/35	44.6	1	1	0	102	40.0
Dec 5	SD	L	1/1	33	19	57.6	195	2	1	48	2/18	82.3	6	19	0	196	64.1
Dec 11	TB	W	1/1	33	19	57.6	217	2	2	62	1/8	72.4	4	-3	0	206	63.4
Dec 15	at Atl	L	1/1	22	12	54.5	141	1	1	22	5/50	70.5	1	5	0	96	46.4
Dec 24	at Ten	L	1/1	42	21	50.0	198	0	1	22	1/11	53.5	1	4	0	191	63.7
Jan 1	Ind	W	1/1	19	11	57.9	92	1	0	23t	3/21	88.0	3	-3	0	68	26.1
TOTALS			15/14	413	210	50.8	2,214	12	11	74t	40/293	65.4	48	98	0	2,019	48.7

2012 (Jacksonville)

Date	Opp	W/L	P/S	Att	Cmp	Pct	Yds	TD	Int	Lg	Sk/Yds	Rtg	Rsh	Yds	TD	Total Net Yds.	Pct. Offense
Sep 9	at Min	L	1/1	39	23	59.0	260	2	0	39t	2/18	96.1	5	6	0	248	69.9
Sep 16	Hou	L	1/1	19	7	36.8	53	1	0	32	3/24	62.8	1	5	0	34	29.1
Sep 23	at Ind	W	1/1	21	10	47.6	155	1	0	80t	1/7	88.4	2	11	0	159	47.7
Sep 30	Cin	L	1/1	34	23	67.6	186	1	1	23	6/43	78.8	3	19	0	162	76.4
Oct 7	Chi	L	1/1	33	17	51.5	142	0	2	34	3/13	37.7	2	1	0	130	68.8
Oct 21	at Oak	L	1/1	12	8	66.7	110	1	0	42t	0/0	123.6	0	0	0	110	52.6
Oct 28	at GB	L	1/1	49	27	55.1	303	1	0	36	2/24	80.6	1	0	0	279	81.8
Nov 4	Det	L	1/1	38	27	71.0	220	2	2	25	1/5	81.0	3	4	0	219	78.5
Nov 8	Ind	L	1/1	31	18	58.0	209	0	1	52	3/24	65.1	1	10	0	195	57.9
Nov 18	at Hou	L	1/1	2	2	100.0	24	0	0	15	1/0	116.7	0	0	0	24	5.2
PLACED ON INJURED RESERVE (Forearm) ON 11/21																	
TOTALS			10/10	278	162	58.3	1,662	9	6	80t	22/158	77.4	18	56	0	1,560	32.6

2013 (Jacksonville)

Date	Opp	W/L	P/S	Att	Cmp	Pct	Yds	TD	Int	Lg	Sk/Yds	Rtg	Rsh	Yds	TD	Total Net Yds.	Pct. Offense
Sep 8	KC	L	1/1	35	16	45.7	121	0	2	18	6/50	30.8	4	16	0	87	48.9
Sep 29	Ind	L	1/1	32	17	53.1	179	0	3	31	4/14	30.6	2	10	0	175	85.4
Oct 6	at StL	L	1/1	19	9	47.4	181	1	2	67t	2/3	59.2	3	6	0	184	50.7
TOTALS			3/3	86	42	48.8	481	1	7	67t	12/67	36.0	9	32	0	446	9.5

2014 (San Francisco)

Date	Opp	W/L	P/S	Att	Cmp	Pct	Yds	TD	Int	Lg	Sk/Yds	Rtg	Rsh	Yds	TD	Total Net Yds.	Pct. Offense
Oct 19	at Den	L	1/0	7	3	42.9	38	1	0	20t	0/0	100.0	1	5	0	43	13.9
TOTALS			1/0	7	3	42.9	38	1	0	20t	0/0	100.0	1	5	0	43	1.1

2015 (San Francisco)

Date	Opp	W/L	P/S	Att	Cmp	Pct	Yds	TD	Int	Lg	Sk/Yds	Rtg	Rsh	Yds	TD	Total Net Yds.	Pct. Offense
Nov 8	Atl	W	1/1	25	15	60.0	185	2	2	41	0/0	76.2	8	32	0	217	68.2%
Nov 22	at Sea	L	1/1	34	22	64.7	264	1	0	36	2/17	98.2	4	22	0	269	87.9%
Nov 29	Arz	L	1/1	36	25	69.4	318	1	1	48	2/17	94.4	1	11	0	302	82.1%
Dec 6	at Chi	W	1/1	32	18	56.3	196	1	0	71t	4/26	84.9	6	75	1	245	84.2%
Dec 13	at Cle	L	1/1	28	18	64.3	194	1	0	24	9/44	96.4	3	19	0	169	76.5%
Dec 20	Cin	L	1/1	50	30	60.0	295	1	3	29	4/32	58.3	2	10	0	273	85.8%
Dec 27	at Det	L	1/1	33	22	66.6	225	2	0	38	3/24	106.2	1	9	0	210	65.2%
Jan 3	StL	W	1/1	44	28	63.6	354	1	1	44	1/4	86.7	7	7	0	357	77.9%
TOTALS			8/8	282	178	63.1	2,031	10	7	71t	25/164	86.2	32	185	1	2,052	42.2%



ANDREW GARDNER

62

POSITION OL

HEIGHT 6-6

WEIGHT 308

COLLEGE GEORGIA TECH

BORN 4.4.86 // TYRONE, GA // SANDY CREEK HS, TYRONE, GA
7TH YEAR // ACQUIRED FA IN '16

GOLDMINE

- Gardner joins the 49ers with a strong familiarity for the coaching staff. He played under head coach Chip Kelly during their time together in Philadelphia (2014-15), appearing in 19 games with 11 starts. Additionally, Gardner and offensive coordinator Curtis Modkins overlapped for three seasons at Georgia Tech (2005-07), where Modkins was the running backs coach.
- Originally started playing football at the age of 11. He wanted to try out for his middle school team, but before doing so, he decided to learn the game by playing a year of rec football. Once middle school tryouts rolled around, he broke his wrist and couldn't catch anything, so the coaches moved him to offensive line.

GARDNER'S GOLDEN NUGGETS

- Has appeared in 27 games (11 starts) in stints with the Dolphins (2009-10), Baltimore Ravens (2010), Minnesota Vikings (2010), Cincinnati Bengals (2010-11), Houston Texans (2011-13) and Philadelphia Eagles (2014-15).
- Started all 48 games during his college career at Georgia Tech (2005-08), where he twice earned First-Team All-ACC honors (2007-08).

GARDNER'S CAREER STATISTICS

GAMES/STARTS – 27/11; 2009 (1/0); 2011 (1/0); 2012 (3/0); 2013 (3/0); 2014 (16/8); 2015 (3/3)

Additional Statistics:

Own Fumble Recoveries – 1: 2014 (1)

Milestones:

NFL Debut: at Buf. (12/29/09); First Start: at Ind. (9/15/14)

GARDNER'S TRANSACTIONS

Originally a 6th-round (181st overall) draft choice by Mia. on 6/22/09...Waived by Mia. on 9/4/10...Signed to Bal. practice squad on 9/10/10...Waived by Bal. on 9/14/10...Signed to Min. practice squad on 10/6/10...Waived by Min. on 11/11/10...Signed by Cin. on 1/3/11...Waived by Cin. on 8/23/11...Signed by Hou. on 8/30/11...Waived by Hou. on 9/3/11...Signed to Hou. practice squad on 9/4/11...Promoted to Hou. active roster on 9/22/11...Signed by Hou. on 3/15/13...Signed by Phi. on 3/31/14...Signed a three-year extension with Phi. through the 2018 season on 9/8/15...Placed on the Injured Reserve List on 9/29/15...Waived by Phi. on 8/28/16...Signed by SF on 12/21/16.

2015 (PHILADELPHIA)

- Started the first 3 games of the season at RG for the Eagles before being placed on the Injured Reserve List on 9/29 with a foot injury.
- Started at RG in the season opener at Atl. (9/14) and was part of an offensive line group that did not allow a sack on 52 atts. of QB Sam Bradford.
- Started and helped RB Ryan Matthews rush for 108 yds. on 24 atts. (4.5 avg.) at NYJ (9/27).

2014 (PHILADELPHIA)

- Appeared in all 16 games with 8 starts (6 RG, 2 RT) for Philadelphia who ranked 9th in rush yds. per game (124.5) and finished t-5th in rush TDs (16).
- Made the first start of his NFL career at Ind. (9/15).
- Part of an offensive line group that helped the Eagles offense rush for 203 yds. on 36 atts. (5.6 avg.) and 1 TD vs. NYG (10/12).
- The offensive line did not allow a sack on 62 atts. of QB Nick Foles at Arz. (10/26).
- Started at RG as the Eagles offense rushed for a season-high 256 yds. on 45 atts. (5.7 avg.) at Dal. (11/27).

2013 (HOUSTON)

- Appeared in 3 games for the Texans during the 2013 season.

2012 (HOUSTON)

- Appeared in 3 games for the Texans during the 2012 season.

2011 (HOUSTON)

- Appeared in the final game of the season after spending the majority of the season on the Texans 53-man roster.

2010 (MIAMI/BALTIMORE/MINNESOTA)

- Spent time with the Ravens and Vikings practice squads after being waived by Miami on 9/4.

2009 (MIAMI)

- Appeared in 1 game for the Dolphins during his rookie season, making his NFL debut at Buf. (12/29).

COLLEGE

Played in and started all 48 games during his four-year career at Georgia Tech (2005-08). Started all 9 games he appeared in and earned First-Team All-ACC honors as a senior. Started all 13 games as a junior in 2007 and earned First-Team All-ACC honors. As a sophomore, started all 14 games and earned Honorable Mention All-ACC. Started all 12 games as a freshman in 2005 and was named to the Freshman All-ACC team.

PERSONAL

- Majored in management.
- Attended Sandy Creek (Tyrone, GA) HS, where he was honorable mention all-state selection (Class AAAA) and first-team all-area (Fayette/Coweta Counties) by the *Atlanta Journal-Constitution* as a senior.
- Born Andrew James Gardner (4/4/86) in Tyrone, GA.

INJURY REPORT

2015: Placed on the Injured Reserve List on 9/29 with a foot injury.



JOSHUA GARNETT

65

POSITION **G**

HEIGHT **6-5**

WEIGHT **321**

COLLEGE **STANFORD**

BORN 2.21.94 // PUYALLUP, WA // PUYALLUP HS, PUYALLUP, WA
ROOKIE // ACQUIRED D-1B IN '16

2016 HIGHLIGHTS

- Made his first career start at Buf. (10/16).
- Helped the 49ers offense rush for a season-high 193 yds. on 25 atts. (7.7 avg.) at Mia. (11/27). The team's 7.7 avg. yds. per carry was the highest by the 49ers offense since 12/20/14 vs. SD [355 yds. on 40 atts. (8.9 avg.)]. Additionally, the team's 193 yds. on the ground were the most since 9/14/15 vs. Min. (230 yds.).
- Part of an offensive line group that helped the 49ers offense rush for a season-high 248 yds. on 27 atts. (9.2 avg.) vs. NYJ (12/11). The 248 rushing yds. are most in a game by San Francisco since 12/20/14 (355 rushing yds. vs. SD). The 9.2 yds./carry avg. by the 49ers offense is the 2nd-highest single-game avg. by the team in franchise history [24 atts. for 263 yds. (11.0 avg.) vs. Dallas Texans (10/26/52)]. Behind the 49ers offensive line, RB Carlos Hyde registered a career-high 193 yds. on 17 atts. (11.4 avg.).

GOLDMINE

- Garnett's father, Scott, played collegiately at the University of Washington and was drafted in the eighth round (218th overall) by the Denver Broncos in the 1984 NFL Draft. He spent three seasons in the NFL (1984-85, 1987) and played in five games for the 49ers during the 1985 season.
- At Stanford, Garnett majored in human biology with the goal of becoming a trauma surgeon after his NFL career is over. He has already shadowed staff in an ER, further fueling his interest, during which he says he got a better sense of the adrenaline and the way an emergency department works together. "I'm drawn to help someone that could be on the brink of death," Garnett said. "I'm a guy who can handle the gore and I feel like I have the aptitude where I can make a difference for people."

GARNETT'S GOLDEN NUGGETS

- Garnett's father, Scott, spent three seasons in the NFL (1984-85, 1987) and played for the 49ers during the 1985 season.
- At Stanford, Garnett majored in human biology with the goal of becoming a trauma surgeon after his NFL career is over.
- As a senior at Stanford, was the recipient of the Outland Trophy as the nation's most outstanding lineman and the Morris Trophy Award, a prestigious honor voted on by opposing Pac-12 defensive linemen.

GOLDMINE (CONTINUED)

- Garnett likes to listen to hip-hop and rap music during his free time but when it comes to preparing for a football game, he listens to heavy metal bands such as Rage Against the Machine and Metallica. "I like to get to a different place and get amped up before the games. It's interesting because I don't listen to it outside of football pregame. So, it really gets me in the moment for the game and my body kind of knows, 'We're listening to this music, it's game time.'"

GARNETT'S CAREER STATISTICS

GAMES/STARTS – 14/11; 2016 (14/11)

Additional Statistics:

Own Fumble Recoveries – 3: 2016 (3)

Milestones:

NFL Debut: at Car. (9/18/16); **First Start:** at Buf. (10/16/16)

GARNETT'S TRANSACTIONS

Originally the second of two 1st-round (28th overall) draft choices by SF in 2016.

COLLEGE

Appeared in 55 games for the Cardinal in his collegiate career. As a senior in 2015, became the first recipient of the Outland Trophy Award, given to the nation's most outstanding lineman, in school history. Became the ninth unanimous All-America selection in Stanford history and was the recipient of the Morris Trophy Award, given to the Pac-12 Lineman of the Year. Also earned First-Team All-America and First-Team All-Pac-12 honors. Played in all 14 games and was named a team captain. In 2014, started all 13 games as the offensive line ranked 18th nationally in tackles for loss allowed (4.62 per game). As a sophomore, played in 14 games and was part of an offensive line that ranked 7th nationally in tackles for loss allowed (4.14 per game), 11th in sacks allowed (1.14 per game) and 22nd in rushing offense (207.4 yards per game). In 2012, played in 14 games and was the first true freshman offensive lineman to start at Stanford since 2000.

PERSONAL

- Attended Puyallup (WA) HS and was a three-time all-state and first-team all-Sout Puget Sound League honoree.
- Named 2011 South Puget Sound League Lineman of the Year.
- His uncle, Steven, played football at Arizona St.
- Born Joshua Samuel Garnett (2/21/94) in Auburn, WA.
- Majored in human biology.



JE'RON HAMM

85

POSITION TE | HEIGHT 6-3 | WEIGHT 236 | COLLEGE LOUISIANA-MONROE

BORN 6.15.92 // LEESVILLE, LA // LEESVILLE HS, LEESVILLE, LA
2ND YEAR // ACQUIRED WAI. IN '15 - WAS.

GOLDMINE

- Along with his teammates at the University of Louisiana-Monroe, Hamm volunteered with the Habitat for Humanity of Ouachita Re-Store, a locally run affiliate of Habitat for Humanity International. Habitat for Humanity works in partnership with people in need to build decent, affordable housing.

HAMM'S GOLDEN NUGGETS

- Claimed off waivers by SF on 12/30/15.
- Originally signed with NO as an undrafted free agent in 2014 and spent the entire season on their practice squad.

HAMM'S GAME-BY-GAME

2016

Date	Opp	W/L	P/S	Rec	Yds	Avg	Lg	TD
Sep 12	LA	W	—	—	PRACTICE SQUAD	—	—	—
Sep 18	at Car	L	—	—	PRACTICE SQUAD	—	—	—
Sep 25	at Sea	L	—	—	PRACTICE SQUAD	—	—	—
PROMOTED TO SF ACTIVE ROSTER ON 10/1								
Oct 2	Dal	L	—	—	DID NOT PLAY	—	—	—
Oct 6	Arz	L	1/0	0	0	—	—	0
Oct 16	at Buf	L	1/0	0	0	—	—	0
Oct 23	TB	L	—	—	INACTIVE	—	—	—
Nov 6	NO	L	1/0	0	0	—	—	0
Nov 13	at Arz	L	—	—	INACTIVE	—	—	—
Nov 20	NE	L	—	—	INACTIVE	—	—	—
Nov 27	at Mia	L	—	—	INACTIVE	—	—	—
Dec 4	at Chi	L	—	—	INACTIVE	—	—	—
Dec 11	NYJ	L	—	—	INACTIVE	—	—	—
Dec 18	at Atl	L	1/0	2	13	6.5	7	0
Dec 24	at LA	W	1/0	0	0	—	—	0
Jan 1	Sea	—	—	—	—	—	—	—
TOTALS			5/0	2	13	6.5	7	0

Special Teams Tackles: 3

HAMM'S CAREER STATISTICS

YEAR	TEAM	GP	GS	RECEIVING					RUSHING				
				NO	YDS	AVG	LG	TD	ATT	YDS	AVG	LG	TD
2014	NO	—	—	—	—	—	—	—	—	—	—	—	—
2015	WAS/SF	1	0	0	0	—	—	0	0	0	—	—	0
2016	SF	5	0	2	13	6.5	7	0	0	0	—	—	0
TOTALS		6	0	2	13	6.5	7	0	0	0	—	—	0

Additional Statistics:

Special Teams Tackles — 3: 2016 (3)

Milestones:

NFL Debut: vs. Dal. (12/7/15); First Reception: at Atl. (12/18/16 — 7-yd. pass from QB Colin Kaepernick)

HAMM'S CAREER HIGHS

Receptions: 2 at Atl. (12/18/16)

Long Reception: 7 at Atl. (12/18/16)

Receiving Yards: 13 at Atl. (12/18/16)

HAMM'S TRANSACTIONS

Originally signed as an undrafted free agent by NO on 5/12/14...Waived by NO on 8/21/14...Signed to NO practice squad on 9/9/14...Signed by Was. on 12/29/14...Waived by Was. on 9/5/15...Signed to Was. practice squad on 9/6/15...Promoted to Was. active roster on 11/23/15...Waived by Was. on 12/29/15...Claimed off waivers by SF on 12/30/15...Waived by SF on 9/3/16...Signed to SF practice squad on 9/4/16...Promoted to SF active roster on 10/1/16.

2015 (WASHINGTON/SAN FRANCISCO)

- Made his NFL debut vs. Dal. (12/7) as a member of the Washington Redskins.

2014 (NEW ORLEANS)

- Originally signed by NO as an undrafted free agent and spent the entire season on the team's practice squad.

COLLEGE

Played in 46 career games for Louisiana-Monroe, recording 111 receipts. for 1,587 yds. and 10 TDs over a four-year college career. As a senior in 2013, finished season with 24 receipts. for 304 yds. and 2 TDs. As a junior, named All-Sun Belt honorable mention after recording 62 receipts. for 915 yds. and 6 TDs in 2012. In 2011 as a sophomore, appeared in all 12 games and totaled 257 yds. on 17 receipts. Appeared in all 12 games as a true freshman and finished the year with 8 receipts. for 111 yds and 1 TD.

PERSONAL

- Attended Leesville (LA) HS and earned first-team all-district, first-team all-Vernon Parish and first-team all-central Louisiana honors as a senior after setting the single-season school record for rec. yds. (750) and TDs (8).
- Majored in general studies.
- Born Je'Ron Marquis Hamm (6/15/92) in Sulzbach-Rosenburg, Germany.

HAMM'S GAME-BY-GAME

2015 (Washington/San Francisco)

Date	Opp	W/L	P/S	Rec	Yds	Avg	Lg	TD
WITH WASHINGTON								
Sep 13	Mia	L	—	—	PRACTICE SQUAD	—	—	—
Sep 20	StL	W	—	—	PRACTICE SQUAD	—	—	—
Sep 24	at NYG	L	—	—	PRACTICE SQUAD	—	—	—
Oct 4	Phi	W	—	—	PRACTICE SQUAD	—	—	—
Oct 11	at Atl	L	—	—	PRACTICE SQUAD	—	—	—
Oct 18	at NYJ	L	—	—	PRACTICE SQUAD	—	—	—
Oct 25	TB	W	—	—	PRACTICE SQUAD	—	—	—
Nov 8	at NE	L	—	—	PRACTICE SQUAD	—	—	—
Nov 15	NO	W	—	—	PRACTICE SQUAD	—	—	—
Nov 22	at Car	L	—	—	PRACTICE SQUAD	—	—	—
PROMOTED TO WAS ACTIVE ROSTER ON 11/23								
Nov 29	NYG	W	—	—	INACTIVE	—	—	—
Dec 7	Dal	L	1/0	0	0	—	—	0
Dec 13	at Chi	W	—	—	INACTIVE	—	—	—
Dec 20	Buf	W	—	—	INACTIVE	—	—	—
Dec 26	at Phi	W	—	—	INACTIVE	—	—	—
WAIVED BY WAS ON 12/29 SIGNED BY SF ON 12/30								
Jan 3	StL	W	—	—	INACTIVE	—	—	—
TOTALS			1/0	0	0	—	—	0



ELI HAROLD

58

POSITION LB | HEIGHT 6-3 | WEIGHT 265 | COLLEGE VIRGINIA

BORN 1.20.94 // VIRGINIA BEACH, VA // OCEAN LAKES HS, VIRGINIA BEACH, VA
2ND YEAR // ACQUIRED D-3 IN '15

2016 HIGHLIGHTS

- Registered a strip-sack of Cardinals QB Carson Palmer at Arz. (11/13), his first sack and first FF of his career.
- Took down QB Matt Ryan for his 2nd career sack at Atl. (12/18).
- Recorded 5 tackles and 1.0 sack at LA (12/24), marking his 3rd sack of the season and the first time in his career he has registered a sack in consecutive games.
- Part of a 49ers defense that allowed 177 net yds. (99 rush, 78 pass) at LA (12/24), the fewest given up by the 49ers defense in a single game since 11/19/12 vs. Chi. (143; 85 rush, 58 pass).

GOLDMINE

- Harold was "Mr. Everything" for his high school team, playing quarterback, running back, wide receiver and defensive end at Ocean Lakes HS. Racking up 1,146 yards and 20 touchdowns in a wild-cat offense, he was named first-team All-Tidewater, the Beach District Defensive Player of the Year and a first-team all-district selection at wide receiver and defensive end.
- Late 2010 and early 2011 was an incredibly trying time for the Harold family. In a three-month span, Eli's brother Walter unexpectedly lost his son, Forrest, and Eli's mother, Sheila Korvette, passed away from cancer. In the wake of the family's tragedy, Harold moved in with Walter, the closest thing he had to a father figure. After becoming a highly-touted prospect and recording his first sack at the University of Virginia, Harold dedicated the milestone to his older brother.



HAROLD'S GOLDEN NUGGETS

- Persevered through the unspeakable tragedy of losing his mother, Sheila Korvette, to become a highly sought-after prospect.
- Finished his college career ranking 11th in Virginia school history with 17.5 total sacks.
- First-team all-district selection at Ocean Lakes (Virginia Beach, VA) HS at both wide receiver and defensive end.

HAROLD'S GAME-BY-GAME

2016

Date	Opp	W/L	P/S	Tot	Sol	Ast	Sk	Yds	Int	Yds	PD	FF	FR	Yds
Sep 12	LA	W	1/1	1	1	0	0.0	0.0	0	0	0	0	0	0
Sep 18	at Car	L	1/1	1	0	1	0.0	0.0	0	0	0	0	1	19
Sep 25	at Sea	L	1/1	2	1	1	0.0	0.0	0	0	0	0	0	0
Oct 2	Dal	L	1/1	0	0	0	0.0	0.0	0	0	0	0	0	0
Oct 6	Arz	L	1/0	2	1	1	0.0	0.0	0	0	0	0	0	0
Oct 16	at Buf	L	1/0	5	2	3	0.0	0.0	0	0	0	0	0	0
Oct 23	TB	L	1/0	7	5	2	0.0	0.0	0	0	0	0	0	0
Nov 6	NO	L	1/1	8	4	4	0.0	0.0	0	0	0	0	0	0
Nov 13	at Arz	L	1/1	3	1	2	1.0	4.0	0	0	0	1	0	0
Nov 20	NE	L	1/1	5	4	1	0.0	0.0	0	0	0	0	0	0
Nov 27	at Mia	L	1/1	4	2	2	0.0	0.0	0	0	0	0	0	0
Dec 4	at Chi	L	1/1	3	1	2	0.0	0.0	0	0	0	0	0	0
Dec 11	NYJ	L	1/1	5	0	5	0.0	0.0	0	0	0	0	0	0
Dec 18	at Atl	L	1/1	4	2	2	1.0	0.0	0	0	0	0	0	0
Dec 24	at LA	W	1/1	5	3	2	1.0	1.0	0	0	0	0	0	0
Jan 1	Sea													
TOTALS				15/12	55	27	28	3.0	5.0	0	0	1	1	19

HAROLD'S CAREER STATISTICS

YEAR	TEAM	GP	GS	TACKLES					INT	INTERCEPTIONS				PD	FUMBLES		
				TOT	SOL	AST	SACKS	YDS		YDS	LG	TD	FF		FR	YDS	
2015	SF	16	1	20	12	8	0.0	0.0	0	0	—	0	0	0	0	1	8
2016	SF	15	12	55	27	28	3.0	5.0	0	0	—	0	0	0	1	1	19
TOTALS		31	13	75	39	36	3.0	5.0	0	0	—	0	0	0	1	2	27

Additional Statistics:

Special Teams Tackles – 1: 2015 (1)

Milestones:

NFL Debut: vs. Min (9/14/15); **First Start:** vs. Arz. (11/29/15); **First FR:** at StL (11/1/15 – WR Tavon Austin); **First Sack:** at Arz. (11/13/16 – QB Carson Palmer); **First FF:** at Arz. (11/13/16 – QB Carson Palmer)

HAROLD'S CAREER HIGHS

Total Tackles: 8 vs. NO (11/6/16)

Solo: 5 vs. TB (10/23/16)

Assists: 5 vs. NYJ (12/11/16)

Sacks: 1.0 (3 times) Last at LA (12/24/16)

Forced Fumbles: 1 at Arz. (11/13/16)

Fumble Recoveries: 1 (2 times) Last at Car. (9/18/16)

HAROLD'S TRANSACTIONS

Originally a 3rd-round (79th overall) draft choice by SF in 2015.

2015

- Appeared in all 16 games (1 start) and recorded 20 tackles and 1 FR.
- Registered a season-high 5 tackles vs. Sea. (10/22)
- Recovered the first fumble of his career at StL (11/1), picking up a fumble by Rams WR Tavon Austin.

COLLEGE

Played in 36 games (25 starts) and registered 141 tackles, 17.5 sacks, 36.5 TFLs, 4 FFs, 4 FRs, 2 INTs and 3 PDs. Finished career ranked 10th in school history with 36.5 career TFLs and 11th with 17.5 career sacks. As a junior, named Touchdown Club of Richmond's Defensive Lineman of the Year, Second-Team All-ACC and Second-Team All-ACC Coaches. Started all 12 games and tallied 54 tackles, 7.0 sacks, 14.5 TFLs, 2 FRs, 1 FF, 1 INT and 2 PDs. In 2013, earned Second-Team CollegeFootballNews All-Sophomore honors as he started all 12 games and notched 51 tackles, 8.5 sacks, 15 TFLs, 2 FRs, 2 FFs and 1 PD. As a freshman, played in 12 games (1 start) and recorded 36 tackles, 2.0 sacks, 7 TFLs, 1 FF and 1 INT.


PERSONAL

- Majored in African American studies.
- Attended Ocean Lakes (Virginia Beach, VA) HS and was named SuperPrep Mid-Atlantic Defensive Player of the Year as a senior. Also earned Beach District Defensive Player of the Year and a first-team all-district selection at WR and DE.
- As a senior, tallied 78 tackles and 16 sacks as a senior. Also played QB, RB and WR on offense, amassing 1,146 total yds. and 20 TDs in a wildcat offense. Led the Dolphins with 41 receipts. for 723 yds.

HAROLD'S GAME-BY-GAME

2015

Date	Opp	W/L	P/S	Tot	Sol	Ast	Sk	Yds	Int	Yds	PD	FF	FR	Yds
Sep 14	Min	W	1/0	0	0	0	0.0	0.0	0	0	0	0	0	0
Sep 20	at Pit	L	1/0	0	0	0	0.0	0.0	0	0	0	0	0	0
Sep 27	at Arz	L	1/0	0	0	0	0.0	0.0	0	0	0	0	0	0
Oct 4	GB	L	1/0	0	0	0	0.0	0.0	0	0	0	0	0	0
Oct 11	at NYG	L	1/0	0	0	0	0.0	0.0	0	0	0	0	0	0
Oct 18	Bal	W	1/0	0	0	0	0.0	0.0	0	0	0	0	0	0
Oct 22	Sea	L	1/0	5	3	2	0.0	0.0	0	0	0	0	0	0
Nov 1	at StL	L	1/0	3	3	0	0.0	0.0	0	0	0	0	1	8
Nov 8	Atl	W	1/0	0	0	0	0.0	0.0	0	0	0	0	0	0
Nov 22	at Sea	L	1/0	0	0	0	0.0	0.0	0	0	0	0	0	0
Nov 29	Arz	L	1/1	4	1	3	0.0	0.0	0	0	0	0	0	0
Dec 6	at Chi	W	1/0	1	0	1	0.0	0.0	0	0	0	0	0	0
Dec 13	at Cle	L	1/0	0	0	0	0.0	0.0	0	0	0	0	0	0
Dec 20	Cin	L	1/0	3	3	0	0.0	0.0	0	0	0	0	0	0
Dec 27	at Det	L	1/0	1	0	1	0.0	0.0	0	0	0	0	0	0
Jan 3	StL	W	1/0	3	2	1	0.0	0.0	0	0	0	0	0	0
TOTALS				16/1	20	12	8	0.0	0.0	0	0	0	1	8



CHRIS HARPER

14

POSITION WR | HEIGHT 5-11 | WEIGHT 185 | COLLEGE CALIFORNIA

BORN 12.7.93 // INGELWOOD, CA // CRESPI CARMELITE HS, ENCINO, CA
1ST YEAR // ACQUIRED FA IN '16

GOLDMINE

- Harper considers former NFL wide receiver Keyshawn Johnson a mentor after playing for Johnson's traveling seven-on-seven football team, '1925 All-Stars', in high school. "I talk to him every once in a while, and he gives me advice and we keep in contact. When I'm back home I talk to him. And he just inspires me as a receiver because of all his accomplishments and all the things that he's done in the league."
- Football has always been Harper's passion, but he received a reality check in high school when his coach told him he wasn't going to play Division I football. From that moment on, Harper changed the way he approached the game. He committed himself to lifting, 6:00 a.m. workouts and endlessly ran up and down a hill that he and his father, Mark, appropriately named "Puke Hill."

HARPER'S GOLDEN NUGGETS

- Appeared in 5 games for the New England Patriots in 2015 after signing with the team as an undrafted free agent.
- Played on former NFL WR Keyshawn Johnson's traveling team in high school and considers him a mentor.

HARPER'S GAME-BY-GAME

2016

Date	Opp	W/L	P/S	Rec	Yds	Avg	Lg	TD
Sep 12	LA	W	1/0	0	0	—	—	0
WAIVED BY SF ON 9/13								
SIGNED TO SF PRACTICE SQUAD ON 9/15								
Sep 18	at Car	L	—	—	PRACTICE SQUAD	—	—	—
Sep 25	at Sea	L	—	—	PRACTICE SQUAD	—	—	—
Oct 2	Dal	L	—	—	PRACTICE SQUAD	—	—	—
Oct 6	Arz	L	—	—	PRACTICE SQUAD	—	—	—
Oct 16	at Buf	L	—	—	PRACTICE SQUAD	—	—	—
Oct 23	TB	L	—	—	PRACTICE SQUAD	—	—	—
Nov 6	NO	L	—	—	PRACTICE SQUAD	—	—	—
PROMOTED TO SF ACTIVE ROSTER ON 11/8								
Nov 13	at Arz	L	1/0	0	0	—	—	0
Nov 20	NE	L	1/0	2	35	17.5	19	0
Nov 27	at Mia	L	1/0	2	32	16.0	16	0
Dec 4	at Chi	L	1/0	1	6	6.0	6	0
Dec 11	NYJ	L	1/0	1	8	8.0	8	0
Dec 18	at Atl	L	1/0	3	26	8.7	12	0
Dec 24	at LA	W	1/1	1	1	1.0	1	0
Jan 1	Sea	—	—	—	—	—	—	—
TOTALS			8/1	10	108	10.8	19	0

HARPER'S CAREER STATISTICS

YEAR	TEAM	GP	GS	NO	RECEIVING				ATT	RUSHING			
					YDS	AVG	LG	TD		YDS	AVG	LG	TD
2015	NE	5	0	1	6	6.0	6	0	0	0	—	—	0
2016	SF	8	1	10	108	10.8	19	0	0	0	—	—	0
TOTALS		13	1	11	114	10.4	19	0	0	0	—	—	0

PLAYOFFS

YEAR	TEAM	GP	GS	NO	RECEIVING				ATT	RUSHING			
					YDS	AVG	LG	TD		YDS	AVG	LG	TD
2015	NE	0	0	0	0	—	—	0	0	0	—	—	0
TOTALS		0	0	0	0	—	—	0	0	0	—	—	0

Additional Statistics:

Fumbles – Lost – 1 – 1: 1–1 in 2015

Punt Returns – 3: 2015 (3)

Punt Return Yards – 17: 2015 (17)

Milestones:

NFL Debut: vs Pit. (9/10/15); First Start: at LA (12/24/16); First Reception: at Mia. (1/3/16 – 6–yd. pass from QB Jimmy Garoppolo)

HARPER'S CAREER HIGHS

Receptions: 3 at Atl. (12/18/16)

Receiving Yards: 35 vs. NE (11/20/16)

Long Reception: 19 vs. NE (11/20/16)

Punt Returns: 3 at Den. (11/29/15)

Punt Return Yards: 17 at Den. (11/29/15)

HARPER'S TRANSACTIONS

Originally signed by NE as an undrafted free agent on 5/8/15...Waived by NE on 9/15/15...Signed to NE practice squad on 9/19/15...Promoted to the NE active roster on 11/17/15...Waived by NE on 11/30/15...Signed to NE practice squad on 12/2/15...Promoted to the NE active roster on 12/26/15...Waived by NE on 9/3/16...Signed to SF practice squad on 9/5/16...Promoted to SF active roster on 9/12/16...Waived by SF on 9/13/16...Signed to SF practice squad on 9/15/16...Promoted to SF active roster on 11/8/16.

2015 (NEW ENGLAND)

- Made the Patriots 53-man roster as an undrafted free agent and appeared in 5 games as a reserve, recording 1 recept. for 6 yds. and 3 punt returns for 17 yds.

COLLEGE

Appeared in 35 games (23 starts) during his three years (2012-14) at California and finished his career with 163 receipts. for 2,030 yds. and 13 TDs. As a junior in 2014, played in 12 games (9 starts) and totaled 52 receipts. for 634 yds. and a career-high 6 TDs. In 2013, recorded career highs of 70 receipts. for 852 yds. and tied for the team lead with 5 TD receipts. as a sophomore. As a true freshman, ranked second on the team with 41 receipts. for 544 yds. and 2 TDs in 2012.

PERSONAL

- Attended Crespi Carmelite (Encino, CA) HS, where he registered 37 receipts. for 846 yds. and 14 TDs to lead the Serra League in receiving as a senior in 2011. Recorded 63 receipts. for 1,003 yds. and 7 TDs as a junior to rank second in the conference in receiving during the 2010 season.
- Born Christopher James Harper (12/7/93) in Northridge, CA.

HARPER'S GAME-BY-GAME

2015 (New England)

Date	Opp	W/L	P/S	Rec	Yds	Avg	Lg	TD
Sep 10	Pit	W	1/0	0	0	—	—	0
WAIVED BY NE ON 9/15								
SIGNED TO NE PRACTICE SQUAD ON 9/19								
PROMOTED TO NE ACTIVE ROSTER ON 11/17								
Nov 23	Buf	W	1/0	0	0	—	—	0
Nov 29	at Den	L	1/0	0	0	—	—	0
WAIVED BY NE ON 11/30								
SIGNED TO NE PRACTICE SQUAD ON 12/2								
PROMOTED TO NE ACTIVE ROSTER ON 12/26								
Dec 27	at NYJ	L	1/0	0	0	—	—	0
Jan 3	at Mia	L	1/0	1	6	6.0	6	0
TOTALS			5/0	1	6	6.0	6	0

2015 Postseason (New England)

Date	Opp	W/L	P/S	Rec	Yds	Avg	Lg	TD
Jan 16	KC	W	—	—	INACTIVE	—	—	—
Jan 24	at Den	L	—	—	INACTIVE	—	—	—
TOTALS			0/0	0	0	—	—	0



DuJUAN HARRIS

32

POSITION RB

HEIGHT 5-7

WEIGHT 206

COLLEGE TROY

BORN 9.3.88 // BROOKSVILLE, FL // CENTRAL HS, BROOKSVILLE, FL
3RD YEAR // ACQUIRED FA IN '15

2016 HIGHLIGHTS

- Making his first start of the season vs. NO (11/6), rushed for 59 yds. on 10 carries and added 5 receipts. for 83 yds. and 1 TD. The 142 total yds. from scrimmage were the second most of his career [153 yds. from scrimmage (67 yds. rushing, 86 rec. yds.) vs. StL (1/3/16)].
- Caught a 47-yd. TD pass from QB Colin Kaepernick vs. NO (11/6), marking the longest recept. of his career and his first career receiving TD.
- With 83 rec. yds. vs. NO (11/6), combined with WR Quinton Patton (106 yds.), TE Vance McDonald (84 yds.) and TE Garrett Celek (76 yds.) to mark the first time in franchise history that the team had four players with 75 rec. yds.-or-more in a single game.

GOLDMINE

- Between his stints with Pittsburgh and Green Bay at the beginning of the 2012 season, Harris spent a week as a car salesman at the Chrysler Jeep Dodge Ram Arlington Dealer in Jacksonville, FL.
- Visited West Hernando Middle School to speak with the football team as a member of the Jacksonville Jaguars in 2011. Harris, a West Hernando alumni, spoke about the importance of eating healthy, building relationships and the importance of education. "Kids need someone to look up to," he said at the time. "I'm here to let them know there is hope and to keep their dreams alive."
- If it wasn't for football, Harris says he'd be helping others, specifically juveniles, because it means a lot to help someone get on the right path and it creates a positive example for kids.

HARRIS' GOLDEN NUGGET

- A six-year NFL veteran, Harris has seen regular season and postseason action with the Jacksonville Jaguars (2011), Green Bay Packers (2012-14), Seattle Seahawks (2015) and 49ers (2015-16).

HARRIS' GAME-BY-GAME

2016

Date	Opp	W/L	P/S	Rsh	Yds	Avg	Lg	TD	Rec	Yds	TD
RELEASED BY SF ON 9/12											
Sep 12	LA	W	—	—	—	—	—	—	—	—	—
NOT ON ROSTER											
RE-SIGNED WITH SF ON 9/13											
Sep 18	at Car	L	—	—	—	—	—	—	—	—	—
Sep 25	at Sea	L	—	—	—	—	—	—	—	—	—
INACTIVE											
RELEASED BY SF ON 10/1											
Oct 2	Dal	L	—	—	—	—	—	—	—	—	—
NOT ON ROSTER											
SIGNED TO SF PRACTICE SQUAD ON 10/3											
Oct 6	Arz	L	—	—	—	—	—	—	—	—	—
Oct 16	at Buf	L	—	—	—	—	—	—	—	—	—
PRACTICE SQUAD											
PROMOTED TO SF ACTIVE ROSTER ON 10/22											
Oct 23	TB	L	1/0	11	39	3.5	18	0	2	18	0
Nov 6	NO	L	1/1	10	59	5.9	19	0	5	83	1
Nov 13	at Arz	L	1/0	5	14	2.8	8	0	0	0	0
Nov 20	NE	L	1/0	4	4	1.0	2	0	0	0	0
Nov 27	at Mia	L	1/0	2	15	7.5	8	0	0	0	0
Dec 4	at Chi	L	1/0	2	8	4.0	9	0	0	0	0
Dec 11	NYJ	L	1/0	0	0	—	—	0	0	0	0
Dec 18	at Atl	L	1/0	0	0	—	—	0	0	0	0
Dec 24	at LA	W	1/0	0	0	—	—	0	1	14	0
Jan 1	Sea										
TOTALS			9/1	34	139	4.1	19	0	8	115	1

HARRIS' CAREER STATISTICS

YEAR	TEAM	GP	GS	ATT	RUSHING				NO	RECEIVING			
					YDS	AVG	LG	TD		YDS	AVG	LG	TD
2011	JAX	5	0	9	42	4.7	24	0	1	4	4.0	4	0
2012	GB	4	2	34	157	4.6	21	2	2	17	8.5	11	0
2013	GB	—	—	—	INJURED RESERVE (Knee)				—	—	—	—	—
2014	GB	15	0	16	64	4.0	12	0	1	11	11.0	11	0
2015	SEA/SF	4	1	48	189	3.9	47	0	9	97	10.8	31	0
2016	SF	9	1	34	139	4.1	19	0	8	115	14.4	47t	1
TOTALS		37	4	141	591	4.2	47	2	21	244	11.6	47t	1

PLAYOFFS

YEAR	TEAM	GP	GS	ATT	RUSHING				NO	RECEIVING			
					YDS	AVG	LG	TD		YDS	AVG	LG	TD
2012	GB	2	2	28	100	3.6	18t	2	7	64	9.1	16	0
TOTALS		2	2	28	100	3.6	18t	2	7	64	9.1	16	0

Additional Statistics:

Fumbles—Lost — 2—2: 1—1 in 2015; 1—1 in 2016

Special Teams Tackles — 1: 2014 (1)

Kick Returns — 37: 2011 (14); 2014 (22); 2016 (1)

Kick Return Yards — 782: 2011 (308); 2014 (456); 2016 (18)

Milestones:

NFL Debut: vs. SD (12/5/11); **First Start:** vs. Det. (12/9/12); **First Reception:** vs. Ind. (1/1/12 — 4-yd. pass from QB Blaine Gabbert); **First Rushing TD:** vs. Det. (12/9/12); **First Receiving TD:** vs. NO (11/6/16 — 47-yd. TD recept. from QB Colin Kaepernick)

HARRIS' CAREER HIGHS

Rushes: 18 at Bal. (12/13/15); Postseason — 17 vs. Min. (1/5/13)
Rushing Yards: 73 at Det. (12/27/15); Postseason — 53 at SF (1/12/13)
Long Rush: 47 vs. StL (1/3/16); Postseason — 18t vs. SF (1/12/13)
Rushing TDs: 1 (2 times) Last vs. Ten. (12/23/12); Postseason — 1 vs. SF (1/12/13)

Receptions: 8 vs. StL (1/3/16); Postseason — 5 vs. Min. (1/5/13)
Receiving Yards: 86 vs. StL (1/3/16); Postseason — 53 vs. Min. (1/5/13)
Receiving TDs: 1 vs. NO (11/6/16)
Long Reception: 31 vs. StL (1/3/16); Postseason — 16 vs. Min. (1/5/13)

HARRIS' TRANSACTIONS

Originally signed as an undrafted free agent by Jax. on 7/26/11...Released by Jax. on 9/3/11...Signed to Jax. practice squad on 9/4/11...Promoted to Jax. active roster on 11/30/11...Released by Jax. on 8/25/12...Signed off waivers by Pit. on 8/27/12...Released by Pit. on 8/31/12...Signed to GB practice squad on 10/24/12...Promoted to GB active roster on 12/1/12...Placed on the Injured Reserve List on 8/27/13...Signed with Min. on 3/20/15...Released by Min. on 9/5/15...Signed to NO practice squad on 9/14/15...Released by NO on 9/24/15...Signed to Sea. practice squad on 11/24/15...Promoted to Sea. active roster on 12/5/15...Released by Sea. on 12/15/15...Signed to Bal. practice squad on 12/17/15...Signed by SF on 12/22/15...Released by SF on 9/4/16...Re-signed with SF on 9/5/16...Released by SF on 9/12/16...Re-signed with SF on 9/13/16...Released by SF on 10/1/16...Signed to SF practice squad on 10/3/16...Promoted to SF active roster on 10/22/16.

2015 (NEW ORLEANS/SEATTLE/SAN FRANCISCO)

- Made his 49ers debut at Det. (12/27) and registered 11 carries for a career-high 73 yds., including a career-long 25-yd. rush.
- Rushed for a team-high 67 yds. on 16 carries and also set career highs in receipts. (8) and rec. yds. (86). He became the first player to lead the team in both rushing and receiving yds. in the same game since RB Frank Gore vs. Sea. [16-131 rushing & 5-51 receiving (10/18/12)].

2014 (GREEN BAY)

- Appeared in a career-high 15 games for Green Bay, registered 16 atts. for 64 yds. and 1 recept. for 11 yds.

2013 (GREEN BAY)

- Placed on the Injured Reserve List on 8/27 after suffering a knee injury during the preseason.

2012 (GREEN BAY)

- Spent five weeks on the team's practice squad before being promoted to the active roster for the final 4 regular season games and 2 playoff contests.
- Made the first start of his NFL career vs. Det. (12/9), rushing 7 times for 31 yds. and his first career TD.
- Rushed for a then-career-high 70 yds. on 17 atts. at Min. (12/30), and added 2 receipts. for 17 yds.

2011 (JACKSONVILLE)

- Appeared in the final five games for the Jaguars after spending the first 11 weeks of the season on the team's practice squad.
- Finished the season with 9 atts. for 42 yds. and 1 recept. for 4 yds.

COLLEGE

Started 28 of 50 career games during his time at Troy. Left the school ranked third in program history with 2,635 yds. and scored 32 total TDs. In 2010, notched 97 atts. for 603 yds. and 6 TDs as a senior. As a junior in 2009, registered 151 atts. for 583 yds. and 10 TDs rushing and added 242 yds. on 22 receipts. and 2 TDs receiving. In 2008 as a sophomore, named Second-Team All-Sun Belt by recording 210 carries for 1,077 yds. and 11 rushing TDs. Added 36 receipts. for 216 yds. and 3 TDs receiving that season. As a freshman in 2007, notched 372 yds. on 82 atts. and 5 receipts. for 29 yds.

PERSONAL

- Attended Central (Brooksville, FL) HS, where he led his team to the District Championship during his senior season while earning first-team all-district, first-team all-area and first-team all-region honors.
- Nicknamed "Foxy" in high school because he was born with red hair.
- Son of Juan L. Harris and Rose S. Jones, and is one of nine children.
- Majored in criminal justice.
- Born DuJuan LaTroy Harris (9/3/88) in St. Petersburg, FL.

INJURY REPORT

2013: Placed on the Injured Reserve List on 11/27 with a knee injury.

HARRIS' GAME-BY-GAME

2011 (Jacksonville)

Date	Opp	W/L	P/S	Rsh	Yds	Avg	Lg	TD	Rec	Yds	TD
Sep 11	Ten	W	—	PRACTICE SQUAD				—	—	—	—
Sep 18	at NYJ	L	—	PRACTICE SQUAD				—	—	—	—
Sep 25	at Car	L	—	PRACTICE SQUAD				—	—	—	—
Oct 2	NO	L	—	PRACTICE SQUAD				—	—	—	—
Oct 9	Cin	L	—	PRACTICE SQUAD				—	—	—	—
Oct 16	at Pit	L	—	PRACTICE SQUAD				—	—	—	—
Oct 24	Bal	W	—	PRACTICE SQUAD				—	—	—	—
Oct 30	at Hou	L	—	PRACTICE SQUAD				—	—	—	—
Nov 13	at Ind	W	—	PRACTICE SQUAD				—	—	—	—
Nov 20	at Cle	L	—	PRACTICE SQUAD				—	—	—	—
Nov 27	Hou	L	—	PRACTICE SQUAD				—	—	—	—
PROMOTED TO ACTIVE ROSTER ON 11/30											
Dec 5	SD	L	1/0	2	2	1.0	3	0	0	0	0
Dec 11	TB	W	1/0	1	24	24.0	24	0	0	0	0
Dec 19	at Atl	L	1/0	1	-1	-1.0	-1	0	0	0	0
Dec 24	at Ten	L	1/0	2	5	2.5	5	0	0	0	0
Jan 1	Ind	W	1/0	3	12	4.0	7	0	1	4	0
TOTALS			5/0	9	42	4.7	24	0	1	4	0

2012 (Green Bay)

Date	Opp	W/L	P/S	Rsh	Yds	Avg	Lg	TD	Rec	Yds	TD
SIGNED TO GB PRACTICE SQUAD ON 10/24											
Oct 28	Jax	W	—	PRACTICE SQUAD				—	—	—	—
Nov 4	Arz	W	—	PRACTICE SQUAD				—	—	—	—
Nov 18	at Det	W	—	PRACTICE SQUAD				—	—	—	—
Nov 25	at NYG	L	—	PRACTICE SQUAD				—	—	—	—
PROMOTED TO ACTIVE ROSTER ON 12/1											
Dec 2	Min	W	—	DID NOT PLAY				—	—	—	—
Dec 9	Det	W	1/1	7	31	4.4	14t	1	0	0	0
Dec 16	at Chi	W	1/0	5	27	5.4	21	0	0	0	0
Dec 23	Ten	W	1/1	8	29	3.6	10	1	0	0	0
Dec 30	at Min	L	1/0	14	70	5.0	12	0	2	17	0
TOTALS			4/2	34	157	4.6	21	2	2	17	0

2012 Postseason (Green Bay)

Date	Opp	W/L	P/S	Rsh	Yds	Avg	Lg	TD	Rec	Yds	TD
Jan 5	Min	W	1/1	17	47	2.8	9t	1	5	53	0
Jan 12	at SF	L	1/1	11	53	4.8	18t	1	2	11	0
TOTALS			2/2	28	100	3.6	18t	2	7	64	0

2013 (Green Bay)

Date	Opp	W/L	P/S	Rsh	Yds	Avg	Lg	TD	Rec	Yds	TD
PLACED ON INJURED RESERVE (Knee) ON 8/27											
TOTALS			—	—	—	—	—	—	—	—	—

2014 (Green Bay)

Date	Opp	W/L	P/S	Rsh	Yds	Avg	Lg	TD	Rec	Yds	TD
Sep 4	at Sea	L	1/0	1	7	7.0	7	0	0	0	0
Sep 14	NYJ	W	1/0	0	0	—	—	0	1	11	0
Sep 21	at Det	L	1/0	3	2	0.4	7	0	0	0	0
Sep 28	at Chi	W	1/0	0	0	—	—	0	0	0	0
Oct 2	Min	W	1/0	0	0	—	—	0	0	0	0
Oct 12	at Mia	W	1/0	0	0	—	—	0	0	0	0
Oct 19	Car	W	1/0	2	-1	-0.5	0	0	0	0	0
Oct 26	at NO	L	1/0	2	4	2.0	4	0	0	0	0
Nov 9	Chi	W	1/0	8	52	6.5	12	0	0	0	0
Nov 16	Phi	W	1/0	0	0	—	—	0	0	0	0
Nov 23	at Min	W	1/0	0	0	—	—	0	0	0	0
Nov 30	NE	W	1/0	0	0	—	—	0	0	0	0
Dec 8	Atl	W	1/0	0	0	—	—	0	0	0	0
Dec 14	at Buf	L	1/0	0	0	—	—	0	0	0	0
Dec 21	at TB	W	1/0	0	0	—	—	0	0	0	0
Dec 28	Det	W	—	—	—	INACTIVE	—	—	—	—	—
TOTALS			15/0	16	64	4.0	12	0	1	11	0

2014 Postseason (Green Bay)

Date	Opp	W/L	P/S	Rsh	Yds	Avg	Lg	TD	Rec	Yds	TD
Jan 11	Dal	W	—	—	—	INACTIVE	—	—	—	—	—
Jan 18	at Sea	L	—	—	—	INACTIVE	—	—	—	—	—
TOTALS			—	—	—	—	—	—	—	—	—

2015 (New Orleans/Seattle/San Francisco)

Date	Opp	W/L	P/S	Rsh	Yds	Avg	Lg	TD	Rec	Yds	TD
SIGNED TO NO PRACTICE SQUAD ON 9/14											
Sep 20	TB	L	—	PRACTICE SQUAD				—	—	—	—
RELEASED BY NO ON 9/24											
SIGNED TO SEA PRACTICE SQUAD ON 11/24											
Nov 29	Pit	W	—	PRACTICE SQUAD				—	—	—	—
PROMOTED TO SEA ACTIVE ROSTER ON 12/5											
Dec 6	at Min	W	1/0	3	7	2.3	3	0	0	0	0
Dec 13	at Bal	W	1/0	18	42	2.3	6	0	0	0	0
RELEASED BY SEA ON 12/15											
SIGNED TO BAL PRACTICE SQUAD ON 12/17											
Dec 20	KC	L	—	PRACTICE SQUAD				—	—	—	—
SIGNED BY SF ON 12/22											
Dec 27	at Det	L	1/0	11	73	6.6	25	0	1	11	0
Jan 3	StL	W	1/1	16	67	4.2	47	0	8	86	0
TOTALS			4/1	48	189	3.9	47	0	9	97	0



GERALD HODGES

51

POSITION LB | HEIGHT 6-2 | WEIGHT 236 | COLLEGE PENN STATE

BORN 1.17.91 // PAULSBORO, NJ // PAULSBORO HS, PAULSBORO, NJ
4TH YEAR // ACQUIRED TR IN '15 - MIN

2016 HIGHLIGHTS

- Registered 10 tackles and a strip-sack of Panthers QB Cam Newton at Car. (9/18), marking the first full sack and FF of his career.
- Recovered a Seahawks TE Jimmy Graham fumble at Sea. (9/25), his first career FR.
- Intercepted Buccaneers QB Jameis Winston and returned it 21-yds. vs. TB (10/23), marking his second career INT and first as a member of the 49ers.
- Recorded 9 tackles and 1 INT at Arz. (11/13), intercepting Cardinals QB Carson Palmer for his third career INT.
- Tied a career-high with 9 solo tackles and added 1.0 sack vs. NYJ (12/11), taking down QB Bryce Petty for a 10-yd. loss to mark his third sack of the season.
- Recorded a season-high 13 tackles and was part of a 49ers defense that allowed 177 net yds. (99 rush, 78 pass) at LA (12/24), the fewest given up by the 49ers defense in a single game since 11/19/12 vs. Chi. (143; 85 rush, 58 pass).

GOLDMINE

- Hodges was one of the top high school wrestlers in New Jersey, advancing as far as the state semifinals during his junior year. He recognizes the grueling three-hour workouts in 115-degree gymnasiums for instilling mental toughness in him. Captain of the wrestling and track and field teams, he finished his junior wrestling season third in the state with a 40-1 record.
- As a freshman at Penn State, Hodges switched positions from safety to linebacker. In his new position group was current teammate NaVorro Bowman, a senior at the time, and Dallas Cowboys LB Sean Lee, both of whom he gives credit to for showing him the way. "I learned so much from NaVorro and Sean, seeing how they approached football, and studying film, you couldn't help but to follow in their footsteps."



HODGES' GOLDEN NUGGETS

- Acquired from the Minnesota Vikings on 10/6/15.
- Was teammates with LB NaVorro Bowman at Penn State in 2009.

HODGES' GAME-BY-GAME

2016

Date	Opp	W/L	P/S	Tot	Sol	Ast	Sk	Yds	Int	Yds	PD	FF	FR	Yds
Sep 12	LA	W	1/1	5	4	1	0.0	0.0	0	0	0	0	0	0
Sep 18	at Car	L	1/1	10	8	2	1.0	0.0	0	0	0	1	0	0
Sep 25	at Sea	L	1/1	6	5	1	0.0	0.0	0	0	0	0	1	1
Oct 2	Dal	L	1/0	0	0	0	0.0	0.0	0	0	0	0	0	0
Oct 6	Arz	L	1/0	2	1	1	0.0	0.0	0	0	0	0	0	0
Oct 16	at Buf	L	1/0	0	0	0	0.0	0.0	0	0	0	0	0	0
Oct 23	TB	L	1/1	10	6	4	0.0	0.0	1	21	1	0	0	0
Nov 6	NO	L	1/1	11	9	2	1.0	0.0	0	0	0	0	0	0
Nov 13	at Arz	L	1/1	9	6	3	0.0	0.0	1	6	1	0	0	0
Nov 20	NE	L	1/1	2	1	1	0.0	0.0	0	0	0	0	0	0
Nov 27	at Mia	L	1/1	5	2	3	0.0	0.0	0	0	0	0	0	0
Dec 4	at Chi	L	1/1	5	5	0	0.0	0.0	0	0	0	0	0	0
Dec 11	NYJ	L	1/1	10	9	1	1.0	10.0	0	0	0	0	0	0
Dec 18	at Atl	L	—	—	—	—	INACTIVE	—	—	—	—	—	—	—
Dec 24	at LA	W	1/1	13	8	5	0.0	0.0	0	0	0	0	0	0
Jan 1	Sea													
TOTALS			14/11	88	64	24	3.0	10.0	2	27	2	1	1	1

Special Teams Tackles: 3

HODGES' CAREER STATISTICS

YEAR	TEAM	GP	GS	TACKLES			SACKS	YDS	INTERCEPTIONS				PD	FUMBLES		
				TOT	SOL	AST			INT	YDS	LG	TD		FF	FR	YDS
2013	MIN	11	0	0	0	0	0.0	0.0	0	0	—	0	0	0	0	0
2014	MIN	14	7	73	53	20	0.5	2.0	1	27	27t	1	7	0	0	0
2015	MIN/SF	14	7	70	47	23	0.0	0.0	0	0	—	0	1	0	0	0
2016	SF	14	11	88	64	24	3.0	10.0	2	27	21	0	2	1	1	1
TOTALS		53	25	231	164	67	3.5	12.0	3	54	27t	1	10	1	1	1

Additional Statistics:

Special Teams Tackles – 16: 2013 (9); 2014 (3); 2015 (1); 2016 (3)

Milestones:

NFL Debut: vs. Atl. (9/28/14); **First PD:** vs. Det. (10/12/14); **First Sack:** vs. Chi. (12/28/14 – QB Jay Cutler); **First INT:** vs. NYJ (12/7/14 – QB Geno Smith); **First INT Returned for a TD:** vs. NYJ (12/7/14 – QB Geno Smith – 27 yds.); **First FF:** at Car. (9/18/16 – QB Cam Newton); **First FR:** at Sea. (9/25/16 – TE Jimmy Graham)

HODGES' CAREER HIGHS

Total Tackles: 16 vs. StL (1/3/16)

Solo: 9 (2 times) Last vs. NYJ (12/11/16)

Assists: 8 vs. StL (1/3/16)

Sacks: 1.0 (3 times) Last vs. NYJ (12/11/16)

Passes Defensed: 2 (3 times) Last at Det. (12/14/14)

Interceptions: 1 (3 times) Last at Arz. (11/13/16)

Interception Yards: 27t vs. NYJ (12/7/14)

Forced Fumbles: 1 at Car. (9/18/16)

Fumble Recoveries: 1 at Sea. (9/25/16)

HODGES' TRANSACTIONS

Originally drafted in the 4th round (120th overall) by Min. in 2013...Traded to SF on 10/6/15.

2015 (MINNESOTA/SAN FRANCISCO)

- As a member of the 49ers, played in 10 games (4 starts) and recorded 51 tackles.
- Registered a career-high 16 tackles vs. StL (1/3/16).

2014 (MINNESOTA)

- Played in 14 games (7 starts) and registred a career-high 73 tackles, 0.5 sack, 1 INT, which was returned for a TD, and 7 PDs.
- Recorded his first career INT vs. NYJ (12/7) as he picked off a pass from Jets QB Geno Smith on the first play from scrimmage and returned it 27-yds. for a TD, marking the fastest defensive TD scored (12 seconds) in Vikings history.

2013 (MINNESOTA)

- Played in 11 games and registered 9 special teams tackles.

COLLEGE

Played in 44 career games, including 24 starts, for the Nittany Lions. As a senior in 2012, earned Second-Team All-Big Ten honors as he led Penn State with 109 tackles. In 2011, was named First-Team All-Big Ten after registering a team-high 106 tackles and ranking fourth in the conference with 4.5 sacks. As a sophomore in 2010, recorded 31 tackles and 2 PDs. In 2009, appeared in every game on defense or special teams and recorded three tackles.

PERSONAL

- Attended Paulsboro (NJ) HS, where he was selected first-team all-South Jersey and first-team all-conference after his junior and senior seasons.
- Born Gerald Davon Hodges (1/17/91) in Woodbury, NJ.
- Majored in rehabilitation services.

HODGES' GAME-BY-GAME

2013 (Minnesota)

Date	Opp	W/L	P/S	Tot	Sol	Ast	Sk	Yds	Int	Yds	PD	FF	FR	Yds
Sep 8	at Det	L	—	—	—	—	INACTIVE	—	—	—	—	—	—	—
Sep 15	at Chi	L	—	—	—	—	INACTIVE	—	—	—	—	—	—	—
Sep 22	Cle	L	—	—	—	—	INACTIVE	—	—	—	—	—	—	—
Sep 29	Pit	W	1/0	0	0	0	0.0	0.0	0	0	0	0	0	0
Oct 13	Car	L	—	—	—	—	INACTIVE	—	—	—	—	—	—	—
Oct 21	at NYG	L	—	—	—	—	INACTIVE	—	—	—	—	—	—	—
Oct 27	GB	L	1/0	0	0	0	0.0	0.0	0	0	0	0	0	0
Nov 3	at Dal	L	1/0	0	0	0	0.0	0.0	0	0	0	0	0	0
Nov 7	Was	W	1/0	0	0	0	0.0	0.0	0	0	0	0	0	0
Nov 17	at Sea	L	1/0	0	0	0	0.0	0.0	0	0	0	0	0	0
Nov 24	at GB	T	1/0	0	0	0	0.0	0.0	0	0	0	0	0	0
Dec 1	Chi	W	1/0	0	0	0	0.0	0.0	0	0	0	0	0	0
Dec 8	at Bal	L	1/0	0	0	0	0.0	0.0	0	0	0	0	0	0
Dec 15	Phi	W	1/0	0	0	0	0.0	0.0	0	0	0	0	0	0
Dec 22	at Cin	L	1/0	0	0	0	0.0	0.0	0	0	0	0	0	0
Dec 29	Det	W	1/0	0	0	0	0.0	0.0	0	0	0	0	0	0
TOTALS			11/0	0	0	0	0.0	0.0	0	0	0	0	0	0

2014 (Minnesota)

Date	Opp	W/L	P/S	Tot	Sol	Ast	Sk	Yds	Int	Yds	PD	FF	FR	Yds
Sep 7	at StL	W	1/0	4	4	0	0.0	0.0	0	0	0	0	0	0
Sep 14	NE	L	1/0	1	1	0	0.0	0.0	0	0	0	0	0	0
Sep 21	at NO	L	1/0	4	3	1	0.0	0.0	0	0	0	0	0	0
Sep 28	Atl	W	1/1	9	7	2	0.0	0.0	0	0	0	0	0	0
Oct 2	at GB	L	1/1	6	4	2	0.0	0.0	0	0	0	0	0	0
Oct 12	Det	L	1/1	7	5	2	0.0	0.0	0	0	2	0	0	0
Oct 19	at Buf	L	—	—	—	—	INACTIVE	—	—	—	—	—	—	—
Oct 26	at TB	W	—	—	—	—	INACTIVE	—	—	—	—	—	—	—
Nov 2	Wsh	W	1/0	0	0	0	0.0	0.0	0	0	0	0	0	0
Nov 16	at Chi	L	1/0	0	0	0	0.0	0.0	0	0	0	0	0	0
Nov 23	GB	L	1/0	0	0	0	0.0	0.0	0	0	0	0	0	0
Nov 30	Car	W	1/0	4	3	1	0.0	0.0	0	0	1	0	0	0
Dec 7	NYJ	W	1/1	9	5	4	0.0	0.0	1	27t	2	0	0	0
Dec 14	at Det	L	1/1	9	8	1	0.0	0.0	0	0	2	0	0	0
Dec 21	at Mia	L	1/1	9	7	2	0.0	0.0	0	0	0	0	0	0
Dec 28	vs. Chi	W	1/1	11	8	3	0.5	2.0	0	0	0	0	0	0
TOTALS			14/7	73	53	20	0.5	2.0	1	27t	7	0	0	0

2015 (Minnesota/San Francisco)

Date	Opp	W/L	P/S	Tot	Sol	Ast	Sk	Yds	Int	Yds	PD	FF	FR	Yds
WITH MINNESOTA														
Sep 14	at SF	L	1/1	8	6	2	0.0	0.0	0	0	0	0	0	0
Sep 20	Det	W	1/1	4	4	0	0.0	0.0	0	0	1	0	0	0
Sep 27	SD	W	1/1	5	3	2	0.0	0.0	0	0	0	0	0	0
Oct 4	GB	L	1/0	2	0	2	0.0	0.0	0	0	0	0	0	0
TRADED TO SF ON 10/6														
Oct 11	at NYG	L	—	—	—	—	INACTIVE	—	—	—	—	—	—	—
Oct 18	Bal	W	—	—	—	—	INACTIVE	—	—	—	—	—	—	—
Oct 22	Sea	L	1/0	1	1	0	0.0	0.0	0	0	0	0	0	0
Nov 1	at StL	L	1/0	1	1	0	0.0	0.0	0	0	0	0	0	0
Nov 8	Atl	W	1/0	1	1	0	0.0	0.0	0	0	0	0	0	0
Nov 22	at Sea	L	1/0	0	0	0	0.0	0.0	0	0	0	0	0	0
Nov 29	Arz	L	1/0	1	1	0	0.0	0.0	0	0	0	0	0	0
Dec 6	at Chi	W	1/0	8	5	3	0.0	0.0	0	0	0	0	0	0
Dec 13	at Cle	L	1/1	9	6	3	0.0	0.0	0	0	0	0	0	0
Dec 20	Cin	L	1/1	5	4	1	0.0	0.0	0	0	0	0	0	0
Dec 27	at Det	L	1/1	9	7	2	0.0	0.0	0	0	0	0	0	0
Jan 3	StL	W	1/1	16	8	8	0.0	0.0	0	0	0	0	0	0
TOTALS			14/7	70	47	23	0.0	0.0	0	0	1	0	0	0



CARLOS HYDE

28

POSITION RB

HEIGHT 6-0

WEIGHT 235

COLLEGE OHIO STATE

BORN 9.20.90 // NAPLES, FL // NAPLES HS, NAPLES, FL
3RD YEAR // ACQUIRED D-2 IN '14

AWARDS & HONORS

2015: FedEx Ground Player of the Week (Week 1)

2016 HIGHLIGHTS

- Started all 13 games in which he's appeared in and set career highs in atts. (217), yds. (988), and TDs (6). He has also set career highs with 27 receipts. for 163 yds. and 3 TDs.
- Rushed for 88 yds. and 2 TDs on 23 carries vs. LA (9/12). It marked his fourth and fifth career rushing TDs on opening day, the most among running backs over the last three seasons. It also marked his second career 2 TD game (9/14/15 vs. Min.)
- Registered 21 carries for 103 yds. and 2 TDs at Sea. (9/25), marking the second, 100-yd. rushing game and third 2-TD game of his career. Additionally, he registered a career-long 34-yd. run in the 4th Qtr.
- Recorded 15 carries for 74 yds. and 1 TD vs. Dal. (10/2), his fifth TD of the season and 12th of his career. It's the first time in his career he has recorded a rushing TD in back-to-back games [at Sea. (9/25) & vs. Dal. (10/2)].
- Rushed for 78 yds. and 1 TD on 22 carries vs. Arz. (10/6), marking the first time he has recorded a rushing TD in three consecutive games. He is the first member of the 49ers to have a rushing TD in three consecutive games since RB Frank Gore accomplished the feat in 2011 [12/11/11 at Arz.; 12/19/11 vs. Pit.; 12/24/11 at Sea.]. He also registered a career-high 6 receipts. for 36 yds.
- Registered 13 atts. for 65 rush yds. and 5 receipts. for 30 yds. and 1 TD at Mia. (11/27), hauling in an 11-yd. pass from QB Colin Kaepernick for the first TD receipt. of his NFL career.
- With 200 total yds. [193 rush yds., 7 rec. yds.] vs. NYJ (12/11), became the first 49ers player to amass 200-or-more yds. from scrimmage since 9/8/13 (WR Anquan Boldin - 13 receipts. for 208 yds. vs. GB).
- Registered a career-high 193 yds. on 17 atts. (11.4 avg.) vs. NYJ (12/11), his 2nd 100-yd. rushing game of the season and 3rd of his career. His previous career-high was 168 yds. vs. Min. (9/14/15). Additionally, notched the second rec. TD of his career, a 7-yd. receipt. from QB Colin Kaepernick.
- His 193 rushing yds. vs. NYJ (12/11) are the 6th-most in a single game in franchise history.

MOST RUSHING YDS. IN A SINGLE GAME IN FRANCHISE HISTORY

Player	Date	Opp.	Atts.	Yds.	Avg.	TDs
Frank Gore	11/19/06	vs. Sea.	24	212	8.8	0
Frank Gore	9/20/09	vs. Sea.	16	207	12.9	2
Charlie Garner	9/24/00	at Dal.	36	201	5.6	1
Garrison Hearst	12/14/98	vs. Det.	24	198	8.3	1
Delvin Williams	10/31/76	at StL	34	194	5.7	3
Carlos Hyde	12/11/16	vs. NYJ	17	193	11.4	0

HYDE'S GOLDEN NUGGETS

- Played on the 2007 Naples state champion football team (Naples, FL). He also played basketball, ran track and mentored elementary school children.
- Hyde credits three people in particular for helping him achieve success. "I credit my mom, my grandmother and Bill Kramer, my high school coach. He is basically the one that got me on the right path. Coming from Cincinnati, I wasn't on the right track grade-wise. So, he got me on the right track and got me caught up with my grades." In addition to helping him with everything off the field, he is directly responsible for how Hyde lines up on the gridiron. "I was actually trying to play defense in high school and he let me play running back. He's just always been there for me."

HYDE'S GAME-BY-GAME

2016

Date	Opp	W/L	P/S	Rsh	Yds	Avg	Lg	TD	Rec	Yds	TD
Sep 12	LA	W	1/1	23	88	3.8	18	2	2	5	0
Sep 18	at Car	L	1/1	14	34	2.4	8	0	3	18	0
Sep 25	at Sea	L	1/1	21	103	4.9	34	2	1	2	0
Oct 2	Dal	L	1/1	15	74	4.9	32	1	1	5	0
Oct 6	Arz	L	1/1	22	78	3.5	10	1	6	36	0
Oct 16	at Buf	L	1/1	14	52	3.7	15	0	0	0	0
Oct 23	TB	L	—	—	INACTIVE (Shoulder)				—	—	—
Nov 6	NO	L	—	—	INACTIVE (Shoulder)				—	—	—
Nov 13	at Arz	L	1/1	13	14	1.1	5	0	0	0	0
Nov 20	NE	L	1/1	19	86	4.5	13	0	3	24	0
Nov 27	at Mia	L	1/1	13	65	5.0	24	0	5	30	1
Dec 4	at Chi	L	1/1	20	92	4.6	12	0	1	6	0
Dec 11	NYJ	L	1/1	17	193	11.4	47	0	1	7	1
Dec 18	at Atl	L	1/1	13	71	5.5	17	0	1	6	0
Dec 24	at LA	W	1/1	13	38	2.9	14	0	3	24	1

PLACED ON INJURED RESERVE (Knee) ON 12/27

TOTALS	13/13	217	988	4.6	47	6	27	163	3
---------------	--------------	------------	------------	------------	-----------	----------	-----------	------------	----------

- With a 11.4 yds./carry avg. vs. NYJ (12/11), it marked the 5th-highest avg. yds./carry in a single game in franchise history (min. 10 atts.).

HIGHEST SINGLE GAME RUSHING AVG. IN FRANCHISE HISTORY

Player	Date	Opp.	Atts.	Yds.	Avg.	TDs
Joe Perry	11/2/58	vs. Det.	13	174	13.4	1
Frank Gore	9/20/09	vs. Sea.	16	207	12.9	2
Wilbur Jackson	11/27/77	vs. NO	16	190	11.9	2
Hugh McElhenny	10/17/54	at Chi.	10	114	11.4	2
Carlos Hyde	12/11/16	vs. NYJ	17	193	11.4	0

- In the 1st half vs. NYJ (12/11), rushed for 141 yds. on 7 atts. (20.1 avg.), the most rushing yds. in a 1st half by a 49er since 11/12/06 (RB Frank Gore at Det. - 148 yds. on 18 atts. (8.2 avg.) and 1 TD).
- Hauled in a 19-yd. TD pass from QB Colin Kaepernick at LA (12/24), his 3rd TD receipt. of the season. His 3 TD receipts. are the most by a 49ers RB since 2009 (RB Frank Gore - 3 TD receipts.)

GOLDMINE

- In August of 2016, Hyde partnered with the Boys & Girls Clubs of Silicon Valley on a new program that will run during the 2016 NFL season for fans to join Hyde in support of the Clubs' programs for kids. Fans can share in the success of Hyde and the 49ers offense through a unique, performance based campaign called Touchdowns for Kids. Fans pledge any dollar amount for every touchdown the 49ers score during the 2016 NFL season. At the end of each game, pledges turn into donations that directly benefit the youth that attend the clubs.
- After spending his first year of high school in Cincinnati, Hyde moved to Naples, FL, to live with his grandparents. "It was definitely for the better. I was headed down the wrong route in Cincinnati. Moving to Naples got me on the right route and back into sports and I was fortunate enough to earn a scholarship." After scoring his first NFL touchdown against Dallas in Week 1 of the 2014 season, Hyde gave his grandmother, Irma Butler, the ball to commemorate the occasion.



- Hyde and the other members of the 49ers 2014 rookie draft class visited Oak Grove High School to launch the "49ers Mentorship Program." The program focuses on character development through mentorship and accountability. Hyde and his teammates spent the afternoon with the boy's varsity football team and taught them about the mentor/mentee relationship and the pros and cons of posting on social media.



HYDE'S CAREER STATISTICS

YEAR	TEAM	GP	GS	ATT	RUSHING				TD	NO	RECEIVING			
					YDS	AVG	LG				YDS	AVG	LG	TD
2014	SF	14	0	83	333	4.0	28		4	12	68	5.7	16	0
2015	SF	7	7	115	470	4.1	22		3	11	53	4.8	10	0
2016	SF	13	13	217	988	4.6	47		6	27	163	6.0	13	3
TOTALS		34	20	415	1,791	4.3	47		12	50	284	5.7	16	3

Additional Statistics:

Special Teams Tackles – 1: 2014 (1)

Kick Returns – 7: 2014 (7)

Kick Return Yards – 180: 2014 (180)

Fumbles—Lost – 5–3: 1–1 in 2014; 1–0 in 2015; 3–2 in 2016

Milestones:

NFL Debut: at Dal. (9/7/14); **First Start:** vs. Min. (9/14/15); **First Rushing TD:** at Dal. (9/7/14); **First Receiving TD:** at Mia. (11/27/16 – 11-yd. pass from QB Colin Kaepernick); **100-yd. Games:** 3, Last vs. NYJ (12/11/16 – 193 yds.); **2 TD Games:** 3, Last at Sea. (9/25/16)

HYDE'S CAREER HIGHS

Rushes: 26 vs. Min (9/14/15)

Rushing Yards: 193 vs. NYJ (12/11/16)

Rushing TDs: 2 (3 times) Last at Sea. (9/25/16)

Long Rush: 47 vs. NYJ (12/11/16)

Receptions: 6 vs. Arz. (10/6/16)

Receiving Yards: 38 vs. Sea. (11/27/14)

Receiving TDs: 1 (3 times) Last at LA (12/24/16)

HYDE'S TRANSACTIONS

Originally a 2nd-round (57th overall) draft choice by SF in 2014...Placed on the Injured Reserve List on 12/12/15...Placed on the Injured Reserve List on 12/27/16.

2015

- Started all 7 games in which he appeared and rushed for 470 yds. and 3 TDs on 115 carries, while adding 11 receipts. for 53 yds.
- In his first career start, rushed for a career-high 168 yds. and 2 TDs on 26 carries (6.9 avg.) vs. Min. (9/14). According to the Elias Sports Bureau, Hyde's 168 rushing yds. were the most by a 49ers running back in their first start with the team, since 1970.

MOST RUSHING YDS. IN FIRST START WITH 49ERS SINCE 1970

Player	Date	Opp.	Carries	Yards	TDs
1. Carlos Hyde	9/14/15	vs. Min	26	168	2
2. Kevan Barlow	12/7/03	vs. Arz.	18	154	1
3. Maurice Hicks	12/12/04	at Arz.	34	139	1
4. Elliott Lenvil	12/7/80	vs. NO	20	125	1
5. Ricky Watters	9/6/92	at NYG	13	100	1

- Hyde's 168 rushing yds. vs. Min (9/14) were the most in the NFL in Week 1.
- Became the first 49ers RB with 100-or-more rushing yds. and two-or-more rushing TDs in a Week 1 game since RB Garrison Hearst [20 carries for 187 yds. and 2 TDs vs. NYJ (9/6/98)].

2014

- Played in 14 games and rushed for 333 yds. and 4 TDs on 83 carries.
- In his NFL debut, registered 7 carries for 50 yds. (7.1 avg.), including a 4-yd. TD run, at Dal. (9/7). He became the first 49ers rookie to score a TD on opening day since TE Vernon Davis at Arz. (9/10/06).
- Found the end zone on a game-winning 4-yd. TD run with 2:59 remaining in the game vs. Was. (11/23).
- Rushed for a season-high 55 yds. on 6 carries (9.2 avg.) at Sea. (12/14).

COLLEGE

Played in 41 games (20 starts) for the Buckeyes, registering 3,198 rushing yds. (6.1 avg.) and 37 TDs on 523 carries. Also added 34 receipts. for 271 yds. and 4 TDs. His 3,198 career rushing yds. ranks 6th in school history and his 37 rushing TDs ranks 4th. As a senior, named the Big Ten Conference's Ameche-Dayne Running Back of the Year. Also earned Second-Team All-America honors from CBS Sports and was selected First-Team All-Big Ten. Played in 11 games (9 starts) and rushed for 1,527 yds. (7.3 avg.) and 15 TDs on 208 carries, also hauling in 16 receipts. for 147 yds. and 3 TDs. Reeled off 9 consecutive 100-yd. rushing games to close out his career. In 2012, earned Second-Team All-Big Ten honors, playing in 10 games (8 starts) and rushed for 970 yds. and 16 TDs on 185 carries. Also added 8 receipts. for 51 yds. and 1 TD. As a sophomore, played in 13 games (3 starts) and rushed for 566 yds. and 6 TDs on 106 carries. In 2010, played in 7 games and had 24 carries for 141 yds.

PERSONAL


- Attended Princeton (Cincinnati, OH) HS as a freshman before moving to Naples, FL, where he attended Naples HS.
- Earned *Naples Daily News* Broxson Award as their Player of the Year, as a senior. Also chosen the *Ft. Myers News-Press* Southwest Florida Player of the Year.
- Led the Golden Eagles to the 2007 state championship and the 2008 regional finals.
- Also lettered in track and basketball.
- Majored in African-American and African studies.
- Has one older brother, one older sister and two younger sisters.
- Born Carlos Hyde (9/20/90) in Cincinnati, OH.

INJURY REPORT

- 2014:** Inactive vs. SD (12/20) and vs. Arz. (12/28) with an ankle injury.
- 2015:** Inactive 5 games [at StL (11/1), vs Atl. (11/8), at Sea. (11/22), vs. Arz. (11/29) and at Chi. (12/6)] and placed on the Injured Reserve List on 12/12 with a foot injury.
- 2016:** Inactive vs. TB (10/23) and vs. NO (11/6) with a shoulder injury. Placed on the Injured Reserve List on 12/27 with a knee injury.

HYDE'S GAME-BY-GAME

2014												2015												
Date	Opp	W/L	P/S	Rsh	Yds	Avg	Lg	TD	Rec	Yds	TD	Date	Opp	W/L	P/S	Rsh	Yds	Avg	Lg	TD	Rec	Yds	TD	
Sep 7	at Dal	W	1/0	7	50	7.1	15	1	0	0	0	Sep 14	Min	W	1/1	26	168	6.5	18	2	2	14	0	
Sep 14	Chi	L	1/0	4	0	0.0	3	0	1	5	0	Sep 20	at Pit	L	1/1	13	43	3.3	10	0	4	18	0	
Sep 21	at Arz	L	1/0	3	13	4.3	6t	1	2	-2	0	Sep 27	at Arz	L	1/1	15	51	3.4	14	0	1	10	0	
Sep 28	Phi	W	1/0	10	26	2.6	6	0	0	0	0	Oct 4	GB	L	1/1	8	20	2.5	7	0	1	2	0	
Oct 5	KC	W	1/0	10	43	4.3	11	0	0	0	0	Oct 11	at NYG	L	1/1	21	93	4.4	22	1	1	4	0	
Oct 13	at StL	W	1/0	11	14	1.3	6	0	1	1	0	Oct 18	Bal	W	1/1	21	55	2.6	14	0	2	5	0	
Oct 19	at Den	L	1/0	3	15	5.0	10	0	2	8	0	Oct 22	Sea	L	1/1	11	40	3.6	13	0	0	0	0	
Nov 2	StL	L	1/0	2	17	8.5	13	0	1	5	0	Nov 1	at StL	L	—	—	INACTIVE (Foot)		—	—	—	—		
Nov 9	at NO	W	1/0	4	36	9.0	15	1	0	0	0	Nov 8	Atl	W	—	—	INACTIVE (Foot)		—	—	—	—		
Nov 16	at NYG	W	1/0	9	25	2.8	7	0	1	5	0	Nov 22	at Sea	L	—	—	INACTIVE (Foot)		—	—	—	—		
Nov 23	Was	W	1/0	7	16	2.3	7	1	0	0	0	Nov 29	Arz	L	—	—	INACTIVE (Foot)		—	—	—	—		
Nov 27	Sea	L	1/0	5	19	3.8	12	0	3	38	0	Dec 6	at Chi	W	—	—	INACTIVE (Foot)		—	—	—	—		
Dec 7	at Oak	L	1/0	2	4	2.0	2	0	1	8	0	PLACED ON INJURED RESERVE (Foot) ON 12/12												
Dec 14	at Sea	L	1/0	6	55	9.2	28	0	0	0	0	TOTALS				7/7	115	470	4.1	22	3	11	53	0
Dec 20	SD	L	—	—	INACTIVE (Ankle)			—	—	—	—													
Dec 28	Arz	W	—	—	INACTIVE (Ankle)			—	—	—	—													
TOTALS			14/0	83	333	4.0	28	4	12	68	0													



PRINCE CHARLES IWORAH

30

POSITION CB | HEIGHT 5-11 | WEIGHT 193 | COLLEGE WESTERN KENTUCKY

BORN 3.11.93 // NASHVILLE, TN // FATHER RYAN HS, NASHVILLE, TN
ROOKIE // ACQUIRED D-7 IN '16

GOLDMINE

- Iworah showed off his impressive measurables during the Western Kentucky Pro Day leading up to the 2016 NFL Draft. If he posted those numbers at the 2016 NFL Combine, he would have ranked inside the top-five performers among defensive backs in the 40-yard dash time (4.32 seconds), vertical jump (38 1/2 inches), bench press (25 reps) and broad jump (10 feet, 8 inches).
- Iworah, whose parents are from Nigeria, was named after the Prince of Wales. "My mom liked that name," said Iworah. "She always said that I have royal bloodlines in me."

IWORAH'S GOLDEN NUGGETS

- Iworah's parents originally hail from Nigeria, and named their son after the the Prince of Wales.
- Joined Western Kentucky's football team before the third game of the 2012 season as a walk-on defensive back, despite only suiting up as a running back in high school.
- Iworah impressed during his local pro day at Western Kentucky, posting results in the 40-yard dash, vertical jump, bench press and broad jump that would have ranked inside the top-five at the 2016 NFL combine among defensive backs.

IWORAH'S GAME-BY-GAME

2016

Date	Opp	W/L	P/S	Tot	Sol	Ast	Sk	Yds	Int	Yds	PD	FF	FR	Yds
Sep 12	LA	W	—	PRACTICE SQUAD					—	—	—	—	—	—
Sep 18	at Car	L	—	PRACTICE SQUAD					—	—	—	—	—	—
Sep 25	at Sea	L	—	PRACTICE SQUAD					—	—	—	—	—	—
Oct 2	Dal	L	—	PRACTICE SQUAD					—	—	—	—	—	—
Oct 6	Arz	L	—	PRACTICE SQUAD					—	—	—	—	—	—
Oct 16	at Buf	L	—	PRACTICE SQUAD					—	—	—	—	—	—
Oct 23	TB	L	—	PRACTICE SQUAD					—	—	—	—	—	—
Nov 6	NO	L	—	PRACTICE SQUAD					—	—	—	—	—	—
Nov 13	at Arz	L	—	PRACTICE SQUAD					—	—	—	—	—	—
Nov 20	NE	L	—	PRACTICE SQUAD					—	—	—	—	—	—
Nov 27	at Mia	L	—	PRACTICE SQUAD					—	—	—	—	—	—
Dec 4	at Chi	L	—	PRACTICE SQUAD					—	—	—	—	—	—
Dec 11	NYJ	L	—	PRACTICE SQUAD					—	—	—	—	—	—
Dec 18	at Atl	L	—	PRACTICE SQUAD					—	—	—	—	—	—
PROMOTED TO SF ACTIVE ROSTER ON 12/20														
Dec 24	at LA	W	1/0	0	0	0	0.0	0.0	0	0	0	0	0	0
Jan 1	Sea													
TOTALS			1/0	0	0	0	0.0	0.0	0	0	0	0	0	0

IWORAH'S CAREER STATISTICS

YEAR	TEAM	GP	GS	TACKLES				YDS	INT	INTERCEPTIONS				PD	FUMBLES		
				TOT	SOL	AST	SACKS			YDS	LG	TD	PD		FF	FR	YDS
2016	SF	1	0	0	0	0	0.0	0.0	0	0	—	0	0	0	0	0	0
TOTALS		1	0	0	0	0	0.0	0.0	0	0	—	0	0	0	0	0	0

IWORAH'S TRANSACTIONS

Originally a 7th-round (249th overall) draft choice by SF in 2016...Waived by SF on 9/3/16...Signed to SF practice squad on 9/4/16...Promoted to SF active roster on 12/20/16.

COLLEGE

Appeared in 40 games during his four-year career at Western Kentucky where he recorded 91 tackles, 5 INTs, 16 PDs, 3.5 TFLs and 1 FF. Over his final two seasons (2014-15), he started all 27 games for the Hilltoppers and registered 79 tackles, 16 PDs and 5 INTs. As a senior in 2015, finished with career highs in tackles (42) and INTs (4)

PERSONAL

- Attended Father Ryan (Nashville, TN) HS, where he was an all-state performer at running back during his senior season in 2010. That season, he ran for 1,096 yds. and 11 TDs on 182 carries, averaging 6.02 YPC.
- Joined the Western Kentucky track team as a sprinter and relay participant in 2013. Recorded the second-best 60-meter dash time in WKU history in 2015 when he logged a 6.77 time.
- Born Prince Charles Iworah (3/11/93) in Nashville, TN.



TONY JEROD-EDDIE

63

POSITION **DT** | HEIGHT **6-5** | WEIGHT **301** | COLLEGE **TEXAS A&M**

BORN **3.29.90** // **DESOTO, TX** // **DESOTO HS, DESOTO, TX**
4TH YEAR // **ACQUIRED FA IN '12**

2016 HIGHLIGHTS

- Part of a 49ers defense that allowed 177 net yds. (99 rush, 78 pass) at LA (12/24), the fewest given up by the 49ers defense in a single game since 11/19/12 vs. Chi. (143; 85 rush, 58 pass).

GOLDMINE

- Outside of football, Jerod-Eddie stays active fishing and paintballing. "I'm an outdoorsman." He picked the hobbies up from his family, as he had a fishing pond in his backyard and numerous lakes in his hometown in east Texas.
- After his playing career, Jerod-Eddie plans to get his barber's license and open up his own barber shop. He would also like to continue working in athletics. "I'll try to get my Master's degree. I'm still trying to decide if I would like to be a coach. But I want to work in sports, as an academic advisor or athletics director."

JEROD-EDDIE'S GOLDEN NUGGETS

- Is Godbrothers with Broncos LB Von Miller. He used to live with Miller and the two would go on recruiting trips together.
- Has seen his workload increase in each of the last few seasons. In 2014, he appeared in all 16 games for the first time in his career and again in 2015.

JEROD-EDDIE'S GAME-BY-GAME

2016

Date	Opp	W/L	P/S	Tot	Sol	Ast	Sk	Yds	Int	Yds	PD	FF	FR	Yds
Sep 12	LA	W	1/0	0	0	0	0.0	0.0	0	0	0	0	0	0
Sep 18	at Car	L	—	—	—	—	INACTIVE	—	—	—	—	—	—	—
Sep 25	at Sea	L	—	—	—	—	INACTIVE	—	—	—	—	—	—	—
Oct 2	Dal	L	—	—	—	—	INACTIVE	—	—	—	—	—	—	—
Oct 6	Arz	L	1/0	2	1	1	0.0	0.0	0	0	0	0	0	0
Oct 16	at Buf	L	—	—	—	—	INACTIVE	—	—	—	—	—	—	—
Oct 23	TB	L	1/0	0	0	0	0.0	0.0	0	0	0	0	0	0
Nov 6	NO	L	1/0	2	1	1	0.0	0.0	0	0	0	0	0	0
Nov 13	at Arz	L	1/0	0	0	0	0.0	0.0	0	0	0	0	0	0
Nov 20	NE	L	1/0	2	1	1	0.0	0.0	0	0	0	0	0	0
Nov 27	at Mia	L	1/0	1	1	0	0.0	0.0	0	0	0	0	0	0
Dec 4	at Chi	L	—	—	—	—	INACTIVE	—	—	—	—	—	—	—
Dec 11	NYJ	L	1/0	0	0	0	0.0	0.0	0	0	0	0	0	0
Dec 18	at Atl	L	—	—	—	—	INACTIVE	—	—	—	—	—	—	—
Dec 24	at LA	W	1/0	0	0	0	0.0	0.0	0	0	0	0	0	0
Jan 1	Sea													
TOTALS			9/0	7	4	3	0.0	0.0	0	0	0	0	0	0

JEROD-EDDIE'S CAREER STATISTICS

YEAR	TEAM	GP	GS	TACKLES					YDS	INTERCEPTIONS					PD	FUMBLES		
				TOT	SOL	AST	SACKS	INT		YDS	LG	TD	FF	FR		YDS		
2012	SF	1	0	0	0	0	0.0	0.0	0	0	—	0	0	0	0	0	0	
2013	SF	15	2	55	31	24	0.0	0.0	1	6	6	0	2	0	0	1	0	
2014	SF	16	2	45	21	24	0.0	0.0	0	0	—	0	0	0	0	0	0	
2015	SF	16	0	24	11	13	0.0	0.0	0	0	—	0	4	0	0	0	0	
2016	SF	9	0	7	4	3	0.0	0.0	0	0	—	0	0	0	0	0	0	
TOTALS		57	4	131	67	64	0.0	0.0	1	6	6	0	6	0	0	1	0	

Additional Statistics:

Kick Returns – 1: 2015 (1)

Kick Return Yards – 11: 2015 (11)

PLAYOFFS

YEAR	TEAM	GP	GS	TACKLES					INT	INTERCEPTIONS				PD	FUMBLES		
				TOT	SOL	AST	SACKS	YDS		YDS	LG	TD	FF		FR	YDS	
2012	SF	0	0	0	0	0	0.0	0.0	0	0	—	0	0	0	0	0	0
2013	SF	3	0	12	8	4	0.5	3.0	0	0	—	0	0	0	0	0	0
TOTALS		3	0	12	8	4	0.5	3.0	0	0	—	0	0	0	0	0	0

Milestones:

NFL Debut: vs. Arz. (12/30/12); **First Start:** at NO (11/17/13); **First FR:** at StL (9/26/13 – QB Sam Bradford); **First INT:** vs. Hou. (10/6/13 – QB Matt Schaub)

JEROD-EDDIE'S CAREER HIGHS

Total Tackles: 8 at Was. (11/25/13); Postseason – 5 at GB (1/5/14)

Solo: 6 at Was. (11/25/13); Postseason – 3 (2 times) Last at Sea. (1/19/14)

Assists: 4 vs. Ind. (9/22/13); Postseason – 3 at GB (1/5/14)

Sacks: Postseason – 0.5 at Car. (1/12/14)

Fumble Recoveries: 1 at StL (9/26/13)

Interceptions: 1 vs. Hou. (10/6/13)

Passes Defensed: 2 vs. Atl. (11/8/15)

JEROD-EDDIE'S TRANSACTIONS

Originally signed by SF as an undrafted free agent on 5/7/12...Released by SF on 8/31/12...Signed to SF practice squad on 9/1/12...Promoted to SF active roster on 12/28/12...Re-signed with SF on a one-year tender contract on 4/7/15... Re-signed with SF on a one-year tender contract on 4/4/16.

2015

- Appeared in all 16 games and registered 24 tackles and a career-high 4 PDs.
- Recorded a career-high 2 PDs and was part of a defensive line unit that held the Falcons to 17 yds. rushing on 14 carries (1.2 avg.) vs. Atl. (11/8). This marked the 4th fewest rushing yds. allowed in a game by the 49ers since 2001.

2014

- Appeared in all 16 games (2 starts) for the first time in his career and notched 45 tackles.
- Registered 5-or-more tackles in 4 straight games from 11/16 to 12/7.

2013

- Played in 15 games (2 starts) and registered a career-high 55 tackles while adding 1 INT, 1 FR and 2 PDs.
- Notched 1 tackle and recorded his first career FR after LB NaVorro Bowman knocked the ball loose from Rams QB Sam Bradford at StL (9/26). Part of a defense that held the Rams offense to only 18 yds. rushing on 19 carries, the 7th-fewest rushing yds. allowed in a single-game performance in franchise history.
- Registered 3 tackles, 1 PD and tallied his first career INT, picking off QB Matt Schaub vs. Hou. (10/6). His INT marked the first INT by a 49ers defensive lineman since DT Ray McDonald returned an INT 31 yds. for a TD at Car. (10/24/10).
- Tallied a career-high 8 tackles at Was. (11/25).

2012

- Originally signed by the 49ers as an undrafted rookie free agent (5/7). Spent the first 15 weeks of the season on the team's practice squad before being promoted to the SF active roster on 12/28.

COLLEGE

Played in 51 games (38 starts) for the Aggies and produced 148 tackles, 14.5 TFLs, 7 sacks, 2 FRs and 1 FF. A Second-Team All-Big 12 pick in 2011, recorded career highs in tackles (56), TFLs (7.0), sacks (5.0) and FFs (1). Earned Honorable Mention All-Big 12 as a junior, starting all 13 games and posting 49 tackles, 2.5 tackles and 1 blocked kick. In 2009, recorded 23 tackles, 2.0 TFLs, 1 sack and 1 FR. During his freshman campaign, posted 20 tackles, 3.0 TFLs, 1 sack, 1 FR and 1 blocked kick.

PERSONAL

- A two-time first-team all-district defensive line pick (District 8-5A), earned Honorable Mention 5A All-State honors by the Associated Press and Texas Sports Writer's Association at DeSoto (TX) HS.
- Majored in agricultural development and leadership.
- Born Tony Jerod-Eddie (3/29/90) in DeSoto, TX.

JEROD-EDDIE'S GAME-BY-GAME

2012															2014																											
Date	Opp	W/L	P/S	Tot	Sol	Ast	Sk	Yds	Int	Yds	PD	FF	FR	Yds	Date	Opp	W/L	P/S	Tot	Sol	Ast	Sk	Yds	Int	Yds	PD	FF	FR	Yds													
Sep 9	at GB	W	—	PRACTICE SQUAD					—	—	—	—	—	—	Sep 7	at Dal	W	1/0	2	1	1	0.0	0.0	0	0	0	0	0	0													
Sep 16	Det	W	—	PRACTICE SQUAD					—	—	—	—	—	—	Sep 14	Chi	L	1/0	2	1	1	0.0	0.0	0	0	0	0	0	0													
Sep 23	at Min	L	—	PRACTICE SQUAD					—	—	—	—	—	—	Sep 21	at Arz	L	1/0	1	0	1	0.0	0.0	0	0	0	0	0	0													
Sep 30	at NYJ	W	—	PRACTICE SQUAD					—	—	—	—	—	—	Sep 28	Phi	W	1/0	0	0	0	0.0	0.0	0	0	0	0	0	0													
Oct 7	Buf	W	—	PRACTICE SQUAD					—	—	—	—	—	—	Oct 5	KC	W	1/0	1	1	0	0.0	0.0	0	0	0	0	0	0													
Oct 14	NYG	L	—	PRACTICE SQUAD					—	—	—	—	—	—	Oct 13	at StL	W	1/0	2	0	2	0.0	0.0	0	0	0	0	0	0													
Oct 18	Sea	W	—	PRACTICE SQUAD					—	—	—	—	—	—	Oct 19	at Den	L	1/0	1	0	1	0.0	0.0	0	0	0	0	0	0													
Oct 29	at Arz	W	—	PRACTICE SQUAD					—	—	—	—	—	—	Nov 2	StL	L	1/0	1	0	1	0.0	0.0	0	0	0	0	0	0													
Nov 11	StL	T	—	PRACTICE SQUAD					—	—	—	—	—	—	Nov 9	at NO	W	1/0	3	0	3	0.0	0.0	0	0	0	0	0	0													
Nov 19	Chi	W	—	PRACTICE SQUAD					—	—	—	—	—	—	Nov 16	at NYG	W	1/0	7	5	2	0.0	0.0	0	0	0	0	0	0													
Nov 25	at NO	W	—	PRACTICE SQUAD					—	—	—	—	—	—	Nov 23	Was	W	1/0	5	3	2	0.0	0.0	0	0	0	0	0	0													
Dec 2	at StL	L	—	PRACTICE SQUAD					—	—	—	—	—	—	Nov 27	Sea	L	1/0	6	3	3	0.0	0.0	0	0	0	0	0	0													
Dec 9	Mia	W	—	PRACTICE SQUAD					—	—	—	—	—	—	Dec 7	at Oak	L	1/0	6	4	2	0.0	0.0	0	0	0	0	0	0													
Dec 16	at NE	W	—	PRACTICE SQUAD					—	—	—	—	—	—	Dec 14	at Sea	L	1/0	3	1	2	0.0	0.0	0	0	0	0	0	0													
Dec 23	at Sea	L	—	PRACTICE SQUAD					—	—	—	—	—	—	Dec 20	SD	L	1/1	3	1	2	0.0	0.0	0	0	0	0	0	0													
PROMOTED TO ACTIVE ROSTER ON 12/28															Dec 28	Arz	W	1/1	2	1	1	0.0	0.0	0	0	0	0	0	0													
Dec 30	Arz	W	1/0	0	0	0	0.0	0.0	0	0	0	0	0	0	TOTALS										16/2	45	21	24	0.0	0.0	0	0	0	0								
TOTALS															1/0															0	0	0	0.0	0.0	0	0	0	0	0	0	0	0

2012 Postseason															2015																										
Date	Opp	W/L	P/S	Tot	Sol	Ast	Sk	Yds	Int	Yds	PD	FF	FR	Yds	Date	Opp	W/L	P/S	Tot	Sol	Ast	Sk	Yds	Int	Yds	PD	FF	FR	Yds												
Jan 12	GB	W	—	—	INACTIVE			—	—	—	—	—	—	—	Sep 14	Min	W	1/0	0	0	0	0.0	0.0	0	0	0	0	0	0												
Jan 20	at Atl	W	—	—	INACTIVE			—	—	—	—	—	—	—	Sep 20	at Pit	L	1/0	2	0	2	0.0	0.0	0	0	0	0	0	0												
Feb 3	Bal	L	—	—	INACTIVE			—	—	—	—	—	—	—	Sep 27	at Arz	L	1/0	3	0	3	0.0	0.0	0	0	0	0	0	0												
TOTALS															0/0															0	0	0	0.0	0.0	0	0	0	0	0	0	0

2013															2015																									
Date	Opp	W/L	P/S	Tot	Sol	Ast	Sk	Yds	Int	Yds	PD	FF	FR	Yds	Date	Opp	W/L	P/S	Tot	Sol	Ast	Sk	Yds	Int	Yds	PD	FF	FR	Yds											
Sep 8	GB	W	1/0	1	0	1	0.0	0.0	0	0	0	0	0	0	Sep 14	Min	W	1/0	0	0	0	0.0	0.0	0	0	0	0	0	0											
Sep 15	at Sea	L	—	—	INACTIVE			—	—	—	—	—	—	—	Sep 20	at Pit	L	1/0	2	0	2	0.0	0.0	0	0	0	0	0	0											
Sep 22	Ind	L	1/0	6	2	4	0.0	0.0	0	0	0	0	0	0	Sep 27	at Arz	L	1/0	3	0	3	0.0	0.0	0	0	0	0	0	0											
Sep 26	at StL	W	1/0	1	1	0	0.0	0.0	0	0	0	0	1	0	Oct 4	GB	L	1/0	2	1	1	0.0	0.0	0	0	0	0	0	0											
Oct 6	Hou	W	1/0	3	1	2	0.0	0.0	1	6	1	0	0	0	Oct 11	at NYG	L	1/0	2	1	1	0.0	0.0	0	0	0	0	0	0											
Oct 13	Arz	W	1/0	3	2	1	0.0	0.0	0	0	0	0	0	0	Oct 18	Bal	W	1/0	3	1	2	0.0	0.0	0	0	1	0	0	0											
Oct 20	at Ten	W	1/0	1	0	1	0.0	0.0	0	0	0	0	0	0	Oct 22	Sea	L	1/0	1	1	0	0.0	0.0	0	0	0	0	0	0											
Oct 27	at Jax	W	1/0	4	3	1	0.0	0.0	0	0	0	0	0	0	Nov 1	at StL	L	1/0	2	2	0	0.0	0.0	0	0	0	0	0	0											
Nov 10	Car	L	1/0	7	4	3	0.0	0.0	0	0	0	0	0	0	Nov 8	Atl	W	1/0	0	0	0	0.0	0.0	0	0	2	0	0	0											
Nov 17	at NO	L	1/1	4	1	3	0.0	0.0	0	0	0	0	0	0	Nov 22	at Sea	L	1/0	1	1	0	0.0	0.0	0	0	0	0	0	0											
Nov 25	at Was	W	1/1	8	6	2	0.0	0.0	0	0	0	0	0	0	Nov 29	Arz	L	1/0	1	1	0	0.0	0.0	0	0	0	0	0	0											
Dec 1	StL	W	1/0	4	3	1	0.0	0.0	0	0	0	0	0	0	Dec 6	at Chi	W	1/0	0	0	0	0.0	0.0	0	0	1	0	0	0											
Dec 8	Sea	W	1/0	3	1	2	0.0	0.0	0	0	0	0	0	0	Dec 13	at Cle	L	1/0	0	0	0	0.0	0.0	0	0	0	0	0	0											
Dec 15	at TB	W	1/0	3	2	1	0.0	0.0	0	0	0	0	0	0	Dec 20	Cin	L	1/0	0	0	0	0.0	0.0	0	0	0	0	0	0											
Dec 23	Atl	W	1/0	3	3	0	0.0	0.0	0	0	1	0	0	0	Dec 27	at Det	L	1/0	4	3	1	0.0	0.0	0	0	0	0	0	0											
Dec 29	at Arz	W	1/0	4	2	2	0.0	0.0	0	0	0	0	0	0	Jan 3	StL	W	1/0	3	0	3	0.0	0.0	0	0	0	0	0	0											
TOTALS															15/2															55	31	24	0.0	0.0	1	6	2	0	1	0

2013 Postseason																																								
Date	Opp	W/L	P/S	Tot	Sol	Ast	Sk	Yds	Int	Yds	PD	FF	FR	Yds																										
Jan 5	at GB	W	1/0	5	2	3	0.0	0.0	0	0	0	0	0	0																										
Jan 12	at Car	W	1/0	4	3	1	0.5	3.0	0	0	0	0	0	0																										
Jan 19	at Sea	L	1/0	3	3	0	0.0	0.0	0	0	0	0	0	0																										
TOTALS															3/0															12	8	4	0.5	3.0	0	0	0	0	0	0



DONTAE JOHNSON

36

POSITION CB

HEIGHT 6-2

WEIGHT 200

COLLEGE NORTH CAROLINA STATE

BORN 12.1.91 // PENNINGTON, NJ // PENNINGTON PREP HS, PENNINGTON, NJ
3RD YEAR // ACQUIRED D-4B IN '14

GOLDMINE

- During the 2016 offseason, Johnson formed a special relationship with Will Randleman, a young man who suffered a traumatic neck injury while playing youth football in the Bay Area. Initially, Johnson was expecting his visit with Will to be a somber one. However, he was greeted by something unexpected. "He was in such amazing spirits. When I was talking to him, I saw his passion and love for football. We connected over that," said Johnson. When Johnson visits Will, the two talk about the injury, but also go much deeper into their friendship. "We're friends now. It's amazing that we've opened up to each other. I've honestly learned so much from him," Johnson continued. "His attitude has really made me cherish and value the opportunity that I have. I just want to help any way I can and let him know he's not fighting this alone."
- Hauling in 50 passes for 600 yards and 13 touchdowns is an impressive stat-line for a two-way player, which is exactly what Johnson was in high school. He split time as a receiver and defensive back during his time at Pennington Prep (NJ) High School. What made Johnson focus his attention on the defensive side of the ball moving forward? He credited a defensive mentality. Johnson said, "I was more of a physical player. Just the fact that I liked playing defense better. Playing basketball, I had a defensive mindset. So, I guess it just translated to football. I always had a defensive mindset."
- Johnson, a sports management and business administration major, spent the summer prior to his senior year as a sports marketing intern with French West Vaughan, a marketing/public relations firm based out of Raleigh, NC. During his internship, he worked with some high-profile athletes and clients which provided great experience. "I actually got to do a few things with MoGo, the flavored mouthpiece that [49ers QB] Colin [Kaepernick] wears. I did that and then I did a few things for [Cincinnati Bengals DT] Geno Atkins, getting him some suits for the ESPY's." Johnson believes if he weren't a professional football player, that he had found his calling in sports marketing. He said, "That was definitely something I would do. Just the interaction with players and businesses, I felt like that was cool."



JOHNSON'S GOLDEN NUGGET

- When he got the call that he was being drafted by the 49ers, San Francisco's 2014 first-round draft pick DB Jimmie Ward was one of the first phone calls that he received to congratulate him and tell him how excited he was that the two were going to be teammates. Ward and Johnson were roommates at the 2014 Senior Bowl.

JOHNSON'S GAME-BY-GAME

2016

Date	Opp	W/L	P/S	Tot	Sol	Ast	Sk	Yds	Int	Yds	PD	FF	FR	Yds
Sep 12	LA	W	1/0	1	1	0	0.0	0.0	0	0	1	0	0	0
Sep 18	at Car	L	1/0	0	0	0	0.0	0.0	0	0	0	0	0	0
Sep 25	at Sea	L	1/0	0	0	0	0.0	0.0	0	0	0	0	0	0
Oct 2	Dal	L	1/0	0	0	0	0.0	0.0	0	0	0	0	0	0
Oct 6	Arz	L	1/0	0	0	0	0.0	0.0	0	0	0	0	0	0
Oct 16	at Buf	L	1/0	0	0	0	0.0	0.0	0	0	0	0	0	0
Oct 23	TB	L	1/0	0	0	0	0.0	0.0	0	0	0	0	0	0
Nov 6	NO	L	1/0	0	0	0	0.0	0.0	0	0	0	0	0	0
Nov 13	at Arz	L	1/0	1	1	0	0.0	0.0	0	0	0	0	0	0
Nov 20	NE	L	1/0	0	0	0	0.0	0.0	0	0	0	0	0	0
Nov 27	at Mia	L	1/0	2	1	1	0.0	0.0	0	0	0	0	0	0
Dec 4	at Chi	L	1/0	0	0	0	0.0	0.0	0	0	0	0	0	0
Dec 11	NYJ	L	1/0	2	2	0	0.0	0.0	0	0	0	0	0	0
Dec 18	at Atl	L	1/0	1	1	0	0.0	0.0	0	0	0	0	0	0
Dec 24	at LA	W	—	—	—	—	—	—	—	—	—	—	—	—
Jan 1	Sea	—	—	—	—	—	—	—	—	—	—	—	—	—
TOTALS			14/0	7	6	1	0.0	0.0	0	0	1	0	0	0

Special Teams Tackles: 4

JOHNSON'S CAREER STATISTICS

YEAR	TEAM	GP	GS	TACKLES			SACKS	YDS	INT	INTERCEPTIONS			PD	FUMBLES		
				TOT	SOL	AST				YDS	LG	TD		FF	FR	YDS
2014	SF	16	3	31	19	12	0.0	0.0	1	20	20t	0	6	0	0	0
2015	SF	16	3	31	23	8	0.0	0.0	0	0	—	0	5	0	0	0
2016	SF	14	0	7	6	1	0.0	0.0	0	0	—	0	1	0	0	0
TOTALS		46	6	69	48	21	0.0	0.0	1	20	20t	0	12	0	0	0

Additional Statistics:

Special Teams Tackles – 16: 2014 (6); 2015 (6); 2016 (4)

Special Teams Fumble Recoveries – 2: 2015 (2)

Blocked Field Goals – 1: 2015 (1)

Punt Returns – 1: 2016 (1)

Punt Return Yards – 25: 2016 (25)

Milestones:

NFL Debut: at Dal. (9/7/14); **First Start:** at Sea. (12/14/14); **First INT:** at StL (10/13/14 – QB Austin Davis); **First INT Returned for a TD:** at StL (10/13/14 – QB Austin Davis – 20 yds.)

JOHNSON'S CAREER HIGHS

Total Tackles: 7 (3 times) Last vs. Atl. (11/8/15)

Solo: 6 vs. Atl. (11/8/15)

Assists: 3 vs. Arz. (12/28/14)

Interceptions: 1 at StL (10/13/14)

Passes Defensed: 2 (3 times) Last vs. Atl. (11/8/15)

JOHNSON'S TRANSACTIONS

Originally the second of two 4th-round (129th overall) draft choices by SF in 2014.

2015

- Appeared in all 16 games (3 starts) for the second consecutive season and totaled 31 tackles with 5 PDs.
- Tied his career high with 7 tackles and 2 PDs vs. Atl. (11/8).

2014

- Played in 16 games (3 starts) and registered 21 tackles, 1 INT, which was returned for a TD, and 6 PDs.
- Picked off Rams QB Austin Davis late in the 4th qtr. and returned it 20 yds. for a TD, sealing the victory at StL (10/13). It marked Johnson's first career INT and TD and he became only the 7th rookie in franchise history to accomplish that feat, and first since CB Jason Webster in 2000 [70 yds. vs. Atl. (11/19/00)].
- Broke up a pass by Giants QB Eli Manning late in the 4th qtr. at the goal line that was intercepted by LB Chris Borland at NYG (11/16).

COLLEGE

Played in 50 games (28 starts) and totaled 217 tackles, 3 INTs, 4.0 sacks, 2 FFs, 10 PDs and 7.5 TFLs for the Wolfpack. As a senior, started all 12 games, registered 82 tackles, 3 INTs, 1 FF and 2 PDs. In 2012, started all 13 games, and recorded 80 tackles, 1.0 sack, 1 FF, 4.5 TFLs and 4 PDs. As a sophomore, played in 13 games (2 starts), and notched 30 tackles, 3.0 sacks, 3 TFLs and 3 PDs. In 2010, played in 12 games (1 start), and tallied 25 tackles and 1 PD.

PERSONAL

- Graduated with a degree in sport management at North Carolina State.
- Attended Pennington Prep (NJ) HS, where he earned first-team New Jersey all-arep honors.
- Was a member of the Pack's Pact Program at North Carolina State, which encourages campus leadership and networking.
- Born Dontae Johnson (12/1/91) in Pennington, NJ.

INJURY REPORT

2016: Inactive at LA (12/24) with a groin injury.

JOHNSON'S GAME-BY-GAME

2014														2015																
Date	Opp	W/L	P/S	Tot	Sol	Ast	Sk	Yds	Int	Yds	PD	FF	FR	Yds	Date	Opp	W/L	P/S	Tot	Sol	Ast	Sk	Yds	Int	Yds	PD	FF	FR	Yds	
Sep 7	at Dal	W	1/0	2	1	1	0.0	0.0	0	0	2	0	0	0	Sep 14	Min	W	1/0	4	3	1	0.0	0.0	0	0	0	0	0	0	0
Sep 14	Chi	L	1/0	1	0	1	0.0	0.0	0	0	0	0	0	0	Sep 20	at Pit	L	1/0	1	1	0	0.0	0.0	0	0	0	0	0	0	0
Sep 21	at Arz	L	1/0	0	0	0	0.0	0.0	0	0	0	0	0	0	Sep 27	at Arz	L	1/0	2	1	1	0.0	0.0	0	0	2	0	0	0	0
Sep 28	Phi	W	1/0	0	0	0	0.0	0.0	0	0	0	0	0	0	Oct 4	GB	L	1/0	0	0	0	0.0	0.0	0	0	0	0	0	0	0
Oct 5	KC	W	1/0	0	0	0	0.0	0.0	0	0	0	0	0	0	Oct 11	at NYG	L	1/0	0	0	0	0.0	0.0	0	0	0	0	0	0	0
Oct 13	at StL	W	1/0	0	0	0	0.0	0.0	1	20t	1	0	0	0	Oct 18	Bal	W	1/0	0	0	0	0.0	0.0	0	0	0	0	0	0	0
Oct 19	at Den	L	1/0	2	1	1	0.0	0.0	0	0	0	0	0	0	Oct 22	Sea	L	1/0	0	0	0	0.0	0.0	0	0	0	0	0	0	0
Nov 2	StL	L	1/0	0	0	0	0.0	0.0	0	0	0	0	0	0	Nov 1	at StL	L	1/0	0	0	0	0.0	0.0	0	0	0	0	0	0	0
Nov 9	at NO	W	1/0	0	0	0	0.0	0.0	0	0	0	0	0	0	Nov 8	Atl	W	1/1	7	6	1	0.0	0.0	0	0	2	0	0	0	0
Nov 16	at NYG	W	1/0	4	2	2	0.0	0.0	0	0	1	0	0	0	Nov 22	at Sea	L	1/0	2	1	1	0.0	0.0	0	0	0	0	0	0	0
Nov 23	Was	W	1/0	0	0	0	0.0	0.0	0	0	0	0	0	0	Nov 29	Arz	L	1/0	3	2	1	0.0	0.0	0	0	0	0	0	0	0
Nov 27	Sea	L	1/0	0	0	0	0.0	0.0	0	0	0	0	0	0	Dec 6	at Chi	W	1/0	0	0	0	0.0	0.0	0	0	0	0	0	0	0
Dec 7	at Oak	L	1/0	7	5	2	0.0	0.0	0	0	0	0	0	0	Dec 13	at Cle	L	1/0	1	0	1	0.0	0.0	0	0	0	0	0	0	0
Dec 14	at Sea	L	1/1	4	3	1	0.0	0.0	0	0	1	0	0	0	Dec 20	Cin	L	1/0	1	1	0	0.0	0.0	0	0	0	0	0	0	0
Dec 20	SD	L	1/1	4	3	1	0.0	0.0	0	0	0	0	0	0	Dec 27	at Det	L	1/1	5	4	1	0.0	0.0	0	0	1	0	0	0	0
Dec 28	Arz	W	1/1	7	4	3	0.0	0.0	0	0	1	0	0	0	Jan 3	StL	W	1/1	5	4	1	0.0	0.0	0	0	0	0	0	0	0
TOTALS			16/3	31	19	12	0.0	0.0	1	20	6	0	0	0	TOTALS			16/3	31	23	8	0.0	0.0	0	0	5	0	0	0	0



CHRIS JONES

93

POSITION **DT** | HEIGHT **6-1** | WEIGHT **293** | COLLEGE **BOWLING GREEN**

BORN **7.12.90** // **BROWNSBURG, IN** // **BROWNSBURG HS, BROWNSBURG, IN**
4TH YEAR // ACQUIRED WAI. IN '16 - MIA.

AWARDS & HONORS

2014: AFC Special Teams Player of the Week (Week 7)

2016 HIGHLIGHTS

- Part of a 49ers defense that allowed 177 net yds. (99 rush, 78 pass) at LA (12/24), the fewest given up by the 49ers defense in a single game since 11/19/12 vs. Chi. (143; 85 rush, 58 pass).

GOLDMINE

- Jones had an early introduction to failure in the NFL. Taken behind 37 other defensive linemen in the 2013 NFL Draft, he was cut by two teams over a span of just 11 days. After selecting him in the sixth round with the 198th overall pick, the Houston Texans cut Jones on 8/31/13. Jones signed with the Tampa Bay Buccaneers on 9/1/13 but lasted only 10 days, as the Buccaneers released him on 9/10/13. Rather than be deterred by these early disappointments, Jones maintained a positive outlook when he signed with the Patriots on 9/11/13, and it has paid off in a big way. Thrust into a starting role after key injuries to the defensive line, Jones finished his rookie season with an AFC-rookie best six sacks.

JONES' GOLDEN NUGGETS

- Claimed off waivers by SF on 11/8/16 after appearing in seven games for Miami, where he recorded 6 tackles in 2016.
- Led all AFC rookies with 6.0 sacks in 2013 as a member of the New England Patriots.
- Appeared in 50 games (43 starts) during his four-year career at Bowling Green and was named the Mid-Atlantic Conference Player of the Year as a senior in 2012.

JONES' GAME-BY-GAME

2016

Date	Opp	W/L	P/S	Tot	Sol	Ast	Sk	Yds	Int	Yds	PD	FF	FR	Yds
SIGNED BY MIA ON 9/14														
Sep 18	at NE	L	1/0	3	1	2	0.0	0.0	0	0	0	0	0	0
Sep 25	Cle	W	1/0	2	2	0	0.0	0.0	0	0	0	0	0	0
Sep 29	at Cin	L	1/0	0	0	0	0.0	0.0	0	0	0	0	0	0
Oct 9	Ten	L	1/0	0	0	0	0.0	0.0	0	0	0	0	0	0
Oct 16	Pit	W	1/0	0	0	0	0.0	0.0	0	0	0	0	0	0
Oct 23	Buf	W	1/0	1	1	0	0.0	0.0	0	0	0	0	0	0
Nov 6	NYJ	W	1/0	0	0	0	0.0	0.0	0	0	0	0	0	0
WAIVED BY MIA ON 11/7														
CLAIMED OFF WAIVERS BY SF ON 11/8														
Nov 13	at Arz	L	—	—	—	—	—	—	—	—	—	—	—	—
Nov 20	NE	L	—	—	—	—	—	—	—	—	—	—	—	—
Nov 27	at Mia	L	1/1	2	1	1	0.0	0.0	0	0	0	0	0	0
Dec 4	at Chi	L	1/1	4	3	1	0.0	0.0	0	0	0	0	0	0
Dec 11	NYJ	L	1/1	4	3	1	0.0	0.0	0	0	0	0	0	0
Dec 18	at Atl	L	1/1	2	2	0	0.0	0.0	0	0	0	0	0	0
Dec 24	at LA	W	1/1	6	4	2	0.0	0.0	0	0	0	0	0	0
Jan 1	Sea													
TOTALS			12/5	24	17	7	0.0	0.0	0	0	0	0	0	0

JONES' CAREER STATISTICS

YEAR	TEAM	GP	GS	TACKLES					INTERCEPTIONS					FUMBLES		
				TOT	SOL	AST	SACKS	YDS	INT	YDS	LG	TD	PD	FF	FR	YDS
2013	NE	13	11	56	39	17	6.0	42.0	0	0	—	0	0	0	0	0
2014	NE	15	12	27	17	10	3.0	17.5	0	0	—	0	0	0	0	0
2015	NE	—	—	RESERVE/PHYSICALLY UNABLE TO PERFORM					—	—	—	—	—	—	—	—
2016	MIA/SF	12	5	24	17	7	0.0	0.0	0	0	—	0	0	0	0	0
TOTALS		40	28	107	73	34	9.0	59.5	0	0	—	0	0	0	0	0

PLAYOFFS

YEAR	TEAM	GP	GS	TACKLES					INTERCEPTIONS					FUMBLES		
				TOT	SOL	AST	SACKS	YDS	INT	YDS	LG	TD	PD	FF	FR	YDS
2013	NE	2	2	7	5	2	1.0	5.0	0	0	—	0	0	0	0	0
2014	NE	2	0	2	1	1	0.0	0.0	0	0	—	0	0	0	0	0
TOTALS		4	2	9	6	3	1.0	5.0	0	0	—	0	0	0	0	0

Additional Statistics:

Blocked Field Goal — 1: 2014 (1)

Milestones:

NFL Debut: at Atl. (9/29/13); **First Start:** vs. NO (10/13/13); **First Sack:** at Cin. (10/6/13 — QB Andy Dalton); **First Blocked FG:** vs. NYJ (10/16/14)

JONES' CAREER HIGHS

Total Tackles: 10 vs. Den. (11/24/13); Playoffs — 4 vs. Ind. (1/11/14)

Assists: 4 at NYJ (10/20/13); Playoffs — 2 vs. Ind. (1/11/14)

Solo: 7 vs. Den. (11/24/13); Playoffs — 3 at Den. (1/19/14)

Sacks: 2.0 at NYJ (10/20/13); Playoffs — 1.0 vs. Ind. (1/11/14)

JONES' TRANSACTIONS

Originally a 6th-round (198th overall) draft choice by Hou. in 2013...Waived by Hou. on 8/31/13...Claimed off waivers by TB on 9/1/13...Waived by TB on 9/10/13...Claimed off waivers by NE on 9/11/13...Placed on the Physically Unable to Perform List on 9/1/15...Activated from the Physically Unable to Perform List on 2/8/16...Waived by NE on 4/15/16...Signed by Mia. on 4/18/16...Waived by Mia. on 9/3/16...Signed by Mia. on 9/14/16...Waived by Mia. on 11/7/16...Claimed off waivers by SF on 11/8/16.

2015 (NEW ENGLAND)

- Placed on the Reserve/Physically Unable to Perform List on 9/1 where he spent the entire season.

2014 (NEW ENGLAND)

- Appeared in 15 regular season games (12 starts) and registered 27 tackles and 3.0 sacks. Saw action in two of three playoff games and recorded 2 tackles.
- Registered 3 tackles and 1.0 sack vs. Cin. (10/6), taking down QB Andy Dalton for an 8-yd. loss.
- Recorded his first career FG block vs. NYJ (10/16), blocking a 58-yd. FGA by Jets K Nick Folk as time expired to earn AFC Special Teams Player of the Week honors.
- Sacked Packers QB Aaron Rodgers for a 5-yd. loss at GB (11/30).

2013 (NEW ENGLAND)

- Appeared in 13 games (11 starts) and recorded 56 tackles with an AFC-rookie best 6.0 sacks. Started both playoff games and registered 7 tackles with 1.0 sack.
- Notched 4 tackles and the first 1.5 sacks of his NFL career at Cin. (10/6).
- Recorded 9 tackles and a career-high 2.0 sacks at NYJ (10/20), twice taking down Jets QB Geno Smith.
- Started his first playoff game vs. Ind. (1/11/14) and registered his first career playoff sack, taking down Colts QB Andrew Luck for a 5-yd. loss.

COLLEGE

A four-year letterman, appeared in 50 games (43 starts) during his career at Bowling Green (2009-12). Recorded a total of 157 tackles, 28.0 sacks, 46 TFLs, 6 FFs, 5 FRs and 2 PDs during his four years as a Falcon. As a senior, started all 13 games and was named the Mid-American Conference Player of the Year and First-Team All-MAC after registering 42 tackles, 12.5 sacks, 19 TFLs, 2 FFs and 1 FR. In 2011, started all 12 games and was named First-Team All-MAC after recording 47 tackles, 8.5 sacks, 14 TFLs and 3 FFs. Started all 12 games as a sophomore and was named Third-Team All-MAC after registering 39 tackles, 6.0 sacks, 11 TFLs and 1 FF. Saw action in all 13 games in 2009 as a true freshman, making six starts and finishing with 29 tackles, 1.0 sack and 2.5 TFLs.

PERSONAL

- Majored in exercise science.
- Attended Brownsburg (IN) HS, where he earned all-state honors as a senior after recording 7.0 sacks and 10 TFLs.
- Married to his wife, Angela, as the couple has two sons, Maverick and Cavanaugh.
- Born Christopher Dwightstone Jones (Brownsburg, IN) on 7/12/90.

INJURY REPORT

2015: Placed on the Reserve/Physically Unable to Perform List with a calf injury on 9/1.

JONES' GAME-BY-GAME

2013 (New England)

Date	Opp	W/L	P/S	Tot	Sol	Ast	Sk	Yds	Int	Yds	PD	FF	FR	Yds
CLAIMED OFF WAIVERS BY NE ON 9/11														
Sep 12	NYJ	W	—	—	—	—	INACTIVE	—	—	—	—	—	—	—
Sep 22	TB	W	—	—	—	—	INACTIVE	—	—	—	—	—	—	—
Sep 29	at Atl	W	1/0	1	1	0	0.0	0.0	0	0	0	0	0	0
Oct 6	at Cin	L	1/0	4	2	2	1.5	13.0	0	0	0	0	0	0
Oct 13	NO	W	1/1	4	3	1	0.0	0.0	0	0	0	0	0	0
Oct 20	at NYJ	L	1/1	9	5	4	2.0	12.0	0	0	0	0	0	0
Oct 27	Mia	W	1/1	7	4	3	1.5	11.0	0	0	0	0	0	0
Nov 3	Pit	W	1/1	4	3	1	0.0	0.0	0	0	0	0	0	0
Nov 18	at Car	L	1/1	1	1	0	0.0	0.0	0	0	0	0	0	0
Nov 24	Den	W	1/1	10	7	3	0.0	0.0	0	0	0	0	0	0
Dec 1	at Hou	W	1/1	3	2	1	0.0	0.0	0	0	0	0	0	0
Dec 8	Cle	W	1/1	2	2	0	0.0	0.0	0	0	0	0	0	0
Dec 15	at Mia	L	1/1	2	0	2	0.0	0.0	0	0	0	0	0	0
Dec 22	at Bal	W	1/1	5	4	1	0.0	0.0	0	0	0	0	0	0
Dec 29	Buf	W	1/1	4	4	0	1.0	6.0	0	0	0	0	0	0
TOTALS			13/11	56	39	17	6.0	42.0	0	0	0	0	0	0

2013 Postseason (New England)

Date	Opp	W/L	P/S	Tot	Sol	Ast	Sk	Yds	Int	Yds	PD	FF	FR	Yds
Jan 11	Ind	W	1/1	4	2	2	1.0	5.0	0	0	0	0	0	0
Jan 19	at Den	L	1/1	3	3	0	0.0	0.0	0	0	0	0	0	0
TOTALS			2/2	7	5	2	1.0	5.0	0	0	0	0	0	0

2014 (New England)

Date	Opp	W/L	P/S	Tot	Sol	Ast	Sk	Yds	Int	Yds	PD	FF	FR	Yds
Sep 7	at Mia	L	—	—	—	—	INACTIVE	—	—	—	—	—	—	—
Sep 14	at Min	W	1/1	1	0	1	0.0	0.0	0	0	0	0	0	0
Sep 21	Oak	W	1/0	5	2	3	0.0	0.0	0	0	0	0	0	0
Sep 29	at KC	L	1/1	2	1	1	0.5	4.0	0	0	0	0	0	0
Oct 5	Cin	W	1/1	3	1	2	1.0	8.0	0	0	0	0	0	0
Oct 12	at Buf	W	1/1	3	2	1	0.0	0.0	0	0	0	0	0	0
Oct 16	NYJ	W	1/1	2	2	0	0.0	0.0	0	0	0	0	0	0
Oct 26	Chi	W	1/1	1	0	1	0.0	0.0	0	0	0	0	0	0
Nov 2	Den	W	1/1	0	0	0	0.0	0.0	0	0	0	0	0	0
Nov 16	at Ind	W	1/1	0	0	0	0.0	0.0	0	0	0	0	0	0
Nov 23	Det	W	1/1	1	1	0	0.0	0.0	0	0	0	0	0	0
Nov 30	at GB	L	1/1	2	2	0	1.0	5.0	0	0	0	0	0	0
Dec 7	at SD	W	1/1	3	2	1	0.5	0.5	0	0	0	0	0	0
Dec 14	Mia	W	1/1	1	1	0	0.0	0.0	0	0	0	0	0	0
Dec 21	at NYJ	W	1/0	1	1	0	0.0	0.0	0	0	0	0	0	0
Dec 28	Buf	L	1/0	2	2	0	0.0	0.0	0	0	0	0	0	0
TOTALS			15/12	27	17	10	3.0	17.5	0	0	0	0	0	0

2014 Postseason (New England)

Date	Opp	W/L	P/S	Tot	Sol	Ast	Sk	Yds	Int	Yds	PD	FF	FR	Yds
Jan 10	Bal	W	1/0	2	1	1	0.0	0.0	0	0	0	0	0	0
Jan 18	Ind	W	—	—	—	—	INACTIVE	—	—	—	—	—	—	—
Feb 1	Sea	W	1/0	0	0	0	0.0	0.0	0	0	0	0	0	0
TOTALS			2/0	2	1	1	0.0	0.0	0	0	0	0	0	0

2015 (New England)

Date	Opp	W/L	P/S	Tot	Sol	Ast	Sk	Yds	Int	Yds	PD	FF	FR	Yds
PLACED ON THE RESERVE/PUP LIST ON 9/1														
TOTALS			0/0	0	0	0	0.0	0.0	0	0	0	0	0	0



COLIN Kaepernick

7

POSITION QB

HEIGHT 6-4

WEIGHT 230

COLLEGE NEVADA

BORN 11.3.87 // TURLOCK, CA // PITMAN HS, TURLOCK, CA
6TH YEAR // ACQUIRED D-2 IN '11

AWARDS & HONORS

2012: USA Today All-Joe Team

2013: USA Today All-Joe Team

2016 HIGHLIGHTS

- Completed 24 of 39 atts. for 398 yds., 2 TDs, 1 INT and a QB rating of 102.3 vs. NO (11/6), marking his sixth career 300-yd. passing game. His 398 yds. passing were the second most passing yds. in his career [412 yds. passing vs. GB (9/12/13)].
- In the first half vs. NO (11/6), completed 14 of 18 atts. for 286 yds., 2 TDs, 1 INT and a QB rating of 132.6. His 286 yds. marked the most passing yds. in any half of his career.

COLIN Kaepernick MOST PASSING YARDS IN A HALF

Date	Opp.	Half	Comps.	Atts.	Yds.	TDs	INTs	QB Rating
11/6/16	vs. NO	1st	14	18	286	2	1	132.6
9/20/15	at Pit.	2nd	22	31	274	2	0	119.6
9/8/13	vs. GB	2nd	13	18	235	1	0	132.9
11/18/15	vs. Bal.	1st	12	19	225	1	0	121.6
10/13/13	vs. Arz.	1st	12	22	216	2	1	99.8

- With 286 passing yds. in the first half vs. NO (11/6), it marked the most passing yds. in the first half by the 49ers since 9/21/97 vs. Atl. (QB Steve Young - 14 of 19 for 287 yds., 2 TDs, 0 INTs and a QB rating of 150.7). It also marked the most passing yds. in any half by the 49ers since 12/5/99 at Cin. (QB Jeff Garcia - 21 for 31 for 307 yds., 3 TDs, 0 INTs and a QB rating of 132.1 in the second half).
- Passed for 210 yds. with 1 TD and added 55 yds. on 10 atts. and 1 TD on the ground at Arz. (11/13), his first rushing TD of the season.
- Completed 29 of 46 atts. for 293 yds., 3 TDs, 1 INT and a passer rating of 94.1. It marks the 5th time he has thrown for 3-or-more TDs in game during his career. Additionally, he rushed for 113 yds. on 10 atts., his second career 100-yd. game and the highest total rushing yds. by a QB in 2016.

KAEPERNICK'S GOLDEN NUGGETS

- In 2016, Kaepernick and fellow 49ers participated in the 4th Annual "Against All Odds" golf tournament which raises money to benefit Camp Taylor. "It's a reality check every time I'm around these kids," said Kaepernick. "You have kids that go through so many different things, struggles that I have no idea about. They run around with smiles on their faces and having a good time. It helps me realize how blessed I've been. I feel very blessed to be around these kids and be their friend and try to help them out."
- Set the NFL record for single-game rushing yards by a quarterback (regular and postseason) with 181 vs. GB on 1/12/13.
- Became just the fourth quarterback in NFL history to win each of his first three playoff starts on the road (2012).
- In 2014, set career highs in passing attempts (478), completions (289), passing long (80t) and rushing yards (639).

2016 HIGHLIGHTS (CONTINUED)

- With 3 passing TDs and 113 yds. rushing at Mia. (11/27), Kaepernick became the 5th player since the NFL merger in 1970 to register 3 passing TDs and 100-or-more yds. rushing in a single game (Randall Cunningham - 11/4/90; Michael Vick - 12/19/10; Marcus Mariota - 12/6/15; Cam Newton - 12/20/15).
- Completed 28 of 38 atts. (73.7%) for 266 yds, 2 TDs and a passer rating of 98.2 and added a 13-yd. rushing TD at LA (12/24). Kaepernick led the 49ers offense on two TD drives in the 4th Qtr. and added the game-winning 2-pt. conversion to mark the first time the 49ers won a game when trailing by 14-or-more points in the 4th Qtr. since 10/10/2004 vs. Arz. (down 28-12 in the 4th Qtr., W, 31-28 in OT).

KAEPERNICK'S GAME-BY-GAME

2016														Total			Pct.
Date	Opp	W/L	P/S	Att	Cmp	Pct	Yds	TD	Int	Lg	Sk/Yds	Rtg	Rsh	Yds	TD	Net Yds.	Offense
Sep 12	LA	W	1/0	0	0	—	0	0	0	—	0/0	—	0	0	0	0	0.0%
Sep 18	at Car	L	—	—	—	—	—	—	DID NOT PLAY			—	—	—	—	—	—
Sep 25	at Sea	L	—	—	—	—	—	—	DID NOT PLAY			—	—	—	—	—	—
Oct 2	Dal	L	—	—	—	—	—	—	DID NOT PLAY			—	—	—	—	—	—
Oct 6	Arz	L	—	—	—	—	—	—	DID NOT PLAY			—	—	—	—	—	—
Oct 16	at Buf	L	1/1	29	13	44.8	187	1	0	53t	3/20	77.8	8	66	0	233	77.7%
Oct 23	TB	L	1/1	34	16	47.1	143	1	1	24	4/30	56.4	9	84	0	197	72.2%
Nov 6	NO	L	1/1	39	24	61.5	398	2	1	65t	1/5	102.3	5	23	0	416	85.6%
Nov 13	at Arz	L	1/1	30	17	56.7	210	1	0	45	3/12	89.6	10	55	1	253	90.0%
Nov 20	NE	L	1/1	30	16	53.3	206	2	0	26	5/29	97.4	4	32	0	209	70.0%
Nov 27	at Mia	L	1/1	46	29	63.0	296	3	1	35	2/14	94.1	10	113	0	395	83.2%
Dec 4	at Chi	L	1/1	5	1	20.0	4	0	0	4	5/25	39.6	6	20	0	−1	0.0%
Dec 11	NYJ	L	1/1	26	15	57.7	133	1	0	30	2/17	84.3	3	23	0	139	38.2%
Dec 18	at Atl	L	1/1	33	20	60.6	183	2	0	45	2/18	95.9	3	21	0	186	68.4%
Dec 24	at LA	W	1/1	38	28	73.7	266	2	1	21	4/13	99.2	6	15	1	268	83.0%
Jan 1	Sea																
TOTALS			11/10	310	179	57.7	2,026	15	4	65t	31/183	88.2	64	452	2	2,295	49.1%

CAREER HIGHLIGHTS

- Kaepernick made his 25th career start against the Bears on 9/14/14. Among all current starting QBs in the NFL, Kaepernick's 18-7 (.720) record is the 5th best through the first 25 starts of a career.

HIGHEST WINNING PCT. IN A QUARTBACK'S FIRST 25 CAREER STARTS, ACTIVE QBs

	Player	Yards	TDs	Rating	Record	Pct.
1.	Ben Roethlisberger	4,830	32	99.0	22-3	.880
2t.	Russell Wilson	4,963	41	99.3	19-6	.760
	Tony Romo	6,766	52	98.1	19-6	.760
	Philip Rivers	5,131	32	87.0	19-6	.760
5.	Colin Kaepernick	5,254	34	93.4	18-7	.720

- In his first career postseason start, set the NFL single-game rushing record (regular season and playoffs) by a QB with 181 yds. vs. GB (1/12/13). It was also the 49ers single-game postseason rushing record.
- In just 6 career post-season games, Kaepernick has already notched the 2nd most rushing yds. by a QB in NFL post-season history.
- His 58-yd. run at Sea. (1/19/14) was the longest run by a QB in NFL postseason history, and was also the longest run by a 49ers QB in franchise history (regular season and playoffs).
- In 2015, Kaepernick became the 7th QB in franchise history to pass for 10,000-or-more yds. as a member of the 49ers.
- Recorded the longest run by a QB in franchise history, sprinting for an 90-yd. TD vs. SD (12/20/14). It surpassed his two 50-yd. runs in consecutive weeks [at StL (12/2/12), TD vs. Mia. (12/9/12)].

MOST CAREER RUSHING YARDS BY A QB IN NFL POSTSEASON HISTORY

	Player	Gms.	Atts.	YDs.
1.	Steve Young	20	96	594
2.	Colin Kaepernick	6	51	507
3.	John Elway	22	94	461
4.	Roger Staubach	19	76	432
5.	Donovan McNabb	16	72	422

QBs WITH 10,000-OR-MORE PASSING YARDS (FRANCHISE HISTORY)

	Player	Gms.	YDs.
1.	Joe Montana	167	35,124
2.	John Brodie	201	31,548
3.	Steve Young	150	29,907
4.	Jeff Garcia	74	16,408
5.	Y.A. Tittle	112	16,016
6.	Alex Smith	80	14,280
7.	Colin Kaepernick	68	12,056

- Set the 49ers franchise record for most passing yds. in a season opener, as he completed 27 of 39 atts. for 412 yds., 3 TDs and a QB rating of 129.4 vs. GB (9/8/13). The previous mark was set by QB Steve Young, who threw for 363 yds. vs. NYJ (9/6/98).
- Super Bowl XLVII marked his 10th NFL start. His 9 starts entering the game were the 3rd fewest for a starting QB entering a Super Bowl. (NYG Jeff Hostetler - 6; LAN Vince Ferragamo - 7).
- Kaepernick tallied 51 yds. rushing vs. Atl. (12/23) in Candlestick Park's final regular season game, becoming just the 3rd QB in franchise history to rush for 500 yds. in a single season.
- In 2014, Kaepernick rushed for a single-season franchise record 641 yds. He also holds the third-highest single-season total in franchise history (524 yds. in 2013).
- In 2013, Kaepernick (21) became the first 49ers QB to throw for 20+ TD passes in a season since 2002 (QB Jeff Garcia - 21).

MOST RUSHING YDS. BY A QB IN A SINGLE-SEASON IN FRANCHISE HISTORY

	Player	YDs.
1.	Colin Kaepernick (2014)	639
2.	Steve Young (1992)	537
3.	Colin Kaepernick (2013)	524
4.	Bill Kilmer (1961)	509
5.	Billy Kilmer (1962)	478

GOLDMINE

- In July of 2013, Kaepernick held the inaugural "Against All Odds" golf tournament at Del Rio Country Club in Modesto, CA, to benefit Camp Taylor, a camp for children with heart defects. The inaugural event raised over \$200,000 to assist children and their families through Camp Taylor. In 2015, Kaepernick and fellow 49ers participated in the 3rd Annual tournament which raised funds in excess of \$500,000. "It's a reality check every time I'm around these kids," said Kaepernick. "You have kids that go through so many different things, struggles that I have no idea about. They run around with smiles on their faces and having a good time. It helps me realize how blessed I've been. I feel very blessed to be around these kids and be their friend and try to help them out."



- Held the 2nd Annual Citi Colin Kaepernick Football ProCamp for boys and girls in grades 1-8 at St. Ignatius College Preparatory School in San Francisco. Throughout the camp, Kaepernick offered tips and instruction, highlighting the finer points of football. Campers were able to experience various stations specializing in fundamental football skills and participated in touch football games.
- In 2010, Kaepernick was drafted by the Chicago Cubs in the 2009 MLB Draft and was offered \$30,000 to go to Arizona for a month and throw a few bullpen sessions. Looking ahead to his senior season as Nevada's quarterback, he declined the offer saying, "What would that say about me as a leader of the team?"



- Even as a 4th grade student at Dutcher Elementary School in Turlock, CA, Kaepernick knew he was going to play for the 49ers. In a letter that students had to write to their future selves, despite his small stature at the time, he saw something special in himself. He wrote, "I'm 5-2, 91 lbs and a good athlete. I think in 7 years i will be between 6 ft. to 6-4, 140 lbs. I hope I go to a good college in football, then go to the pros and play on the Niners or the Packers, even if they aren't good in seven years."

I'm 5ft 2inches 91 pounds. Good athlete.
I think in 7 years I will be between
6ft - to 6ft 4inches 140 pounds. I hope
I go to a good college in football
Then go to the pros and play
on the niners or the packers even if
they aren't good in seven years.
My Friend are Jason, Kyle, Leo,
Spencer, Mark and Jacob
Sincerely
Colin

- Kaepernick, along with teammate Torrey Smith, attended Cleveland Browns CB Joe Haden's Second Annual Joe Haden & Friends Celebrity Softball Game in June of 2015. Part of the proceeds went to the support of Special Olympics while the athlete's jerseys were auctioned off after the game to support local youth sports from the Lake Health Foundation, who sponsored the event. Kaepernick also participated in the event's home run derby and took time to visit with a terminally ill 14-year-old along with the signing of numerous autographs.
- During the holiday season of 2013, Kaepernick paid a surprise visit to families at the San Francisco Ronald McDonald House. Through the giving spirit, he donated an Xbox One to the house for kids of the house to enjoy. "I think there's something special about kids that's uplifting. You see how pure-hearted kids are," said Kaepernick. Following the donation, he spent time with the children, including friendly competition on the brand new console.
- One of Kaepernick's hobbies and favorite activities off the field is collecting and watching movies. "I own around 250 movies," said Kaepernick. His favorites are no surprise; action and comedy, specifically the movie Step Brothers. What might be a surprise to some people is that the 6-4, 250 lb QB also enjoys watching cartoons and Disney movies. "Some movies I own that most people wouldn't think I like are The Incredibles, Finding Nemo, Despicable Me and How To Train Your Dragon."



KAEPERNICK'S CAREER STATISTICS

YEAR	TEAM	GP	GS	PASSING										RUSHING				
				ATT	CMP	PCT	YDS	TD	INT	LG	SK	LST	RTG	ATT	YDS	AVG	LG	TD
2011	SF	3	0	5	3	60.0	35	0	0	19	0	0	81.3	2	-2	-1.0	-1	0
2012	SF	13	7	218	136	62.4	1,814	10	3	57	16	112	98.3	63	415	6.6	50t	5
2013	SF	16	16	416	243	58.4	3,197	21	8	64t	39	231	91.6	92	524	5.7	28	4
2014	SF	16	16	478	289	60.5	3,369	19	10	80t	52	344	86.4	104	639	6.1	90t	1
2015	SF	9	8	244	144	59.0	1,615	6	5	76t	28	166	78.5	45	256	5.7	14	1
2016	SF	11	10	310	179	57.7	2,026	15	4	65t	31	183	88.2	64	452	7.1	30	2
TOTALS		68	57	1,671	994	59.5	12,056	71	30	80t	166	1,036	88.4	370	2,284	6.2	90t	13

PLAYOFFS

YEAR	TEAM	GP	GS	PASSING										RUSHING				
				ATT	CMP	PCT	YDS	TD	INT	LG	SK	LST	RTG	ATT	YDS	AVG	LG	TD
2011	SF	0	0	0	0	-	0	0	0	0	0	0	-	0	0	-	-	0
2012	SF	3	3	80	49	61.3	798	4	2	45	5	32	100.9	25	264	10.6	56t	3
2013	SF	3	3	82	45	54.9	576	3	3	45t	6	26	74.0	26	243	9.3	58	1
TOTALS		6	6	162	94	58.0	1,374	7	5	45	11	58	87.3	51	507	9.9	58	4

Additional Statistics:

Fumbles-Lost: Regular Season – 34-14: 9-2 in 2012; 6-4 in 2013; 8-5 in 2014; 5-1 in 2015; 6-2 in 2016; **Postseason – 4-1:** 1-0 in 2012; 3-1 in 2013

Fumble Recoveries – 11: 2 in 2012; 2 in 2013; 3 in 2014; 2 in 2015; 2 in 2016

Milestones:

NFL Debut: at Phi. (10/2/11); **First Rushing TD:** at NYJ (9/30/12); **First Career Start:** vs. Chi. (11/19/12); **First Passing TD:** vs. Chi. (11/19/12 – 3-yd. pass to TE Vernon Davis); **300-yd. Passing Games:** 6, Last vs. NO (11/6/16 – 398 yds.); **400-yd. Passing Games:** 1, vs. GB (9/8/13 – 412 yds.); **100-yd. Rushing Games:** 2, Last at Mia. (11/27/16 – 113 yds.); **Reached 10,000 passing yds.:** at StL (11/1/15 – 10-yds. to WR Jerome Simpson)

KAEPERNICK'S CAREER HIGHS

Passes Attempted: Regular Season – 46 (2 times) Last at Mia. (9/20/15); Postseason – 31 vs. GB (1/12/13)

Completions: Regular Season – 33 at Pit. (9/20/15); Postseason – 17 vs. GB (1/12/13)

Completion Percentage: Regular Season – 78.3 (18 of 23) vs. Mia. (12/9/12); Postseason – 76.2 (16 of 21) at Atl. (1/20/13)

Passing Yards: Regular Season – 412 vs. GB (9/8/13); Postseason – 302 vs. Bal. (2/3/13)

Long Pass: Regular Season – 80t at StL (10/13/14); Postseason – 45 (2 times) Last at Car. (1/12/14)

QB Rating: Regular Season –134.5 at Was. (11/25/13); Postseason – 127.7 at Atl. (1/20/13)

Passing Touchdowns: Regular Season – 4 at NE (12/16/12); Postseason – 2 vs. GB (1/12/13)

Rushes: Regular Season – 12 at Arz. (9/21/14); Postseason – 16 vs. GB (1/12/13)

Rushing Yards: Regular Season – 151 vs. SD (12/20/14); Postseason – 181 vs. GB (1/12/13)

Long Rush: Regular Season – 90t vs. SD (12/20/14); Postseason – 58 at Sea. (1/19/14)

Rushing Touchdowns: Regular Season – 2 at Jax. (10/27/13); Postseason – 2 vs. GB (1/12/13)

KAEPERNICK'S TRANSACTIONS

Originally a 2nd-round (36th overall) draft choice by SF in 2011...Signed a six-year contract extension through 2020 on 6/4/14...Placed on the Injured Reserve List on 11/21/15.

2015

- Played in 9 games (8 starts) and completed 144 of 244 atts. for 1,615 yds., 6 TDs and 5 INTs. Also rushed for 256 yds. and 1 TD on 45 carries.
- Completed 17-of-26 passes for 165 yds. in the win vs. Min. (9/14) to become the first quarterback in 49ers franchise history to begin his career 3-0 in season openers. Additionally, Kaepernick moved to 5-0 in his career on *Monday Night Football*, become just the fourth QB in NFL history to begin his career with 5 straight wins on *MNF*.
- Registered his 4th career 300-yd. passing game, completing a career-high 33 of 46 atts. for 335 yds., 2 TDs and a QB rating of 106.7 at Pit. (9/20). His 33 completions were the most by the 49ers since QB Tim Rattay completed 38 of 57 atts. vs Arz (10/10/04), and the first 30-or-more completion game since QB Shaun Hill connected on 30 of 46 atts. at Mia. (12/14/08).
- Completed 16 of 27 atts. for 340 yds., 2 TDs and QB rating of 128.2 vs. Bal (10/18) and has now registered a passer rating of 100-or-more in consecutive games [107.1 at NYG (10/11/15)] for the fourth time in his career and first since 12/23/13 vs. Atl. (108.6) and 12/29/13 at Arz. (111.2). Kaepernick also registered his 5th career 300-yd. game and second of the season [335 yds. at Pit. (9/20/15)].
- In the first half vs. Bal. (10/18), completed 12 of 19 pass atts. for 225 yds., 1 TD and a 121.6 passer rating. His 225 passing yds. were the most in a first half in his career.
- With 162 passing yds. at StL (11/1), became the 7th QB in franchise history to pass for 10,000-or-more yds. as a member of the 49ers.

2014

- Started all 16 games and set career highs in comps. (289), atts. (478), passing yds. (3,369), rushing atts. (104) and rushing yds. (639). His 639 rushing yds. set the franchise record for most rushing yds. by a QB in a single season.
- Completed 16 of 23 atts. for 201 yds., 2 TDs and a QB rating of 125.5 at Dal. (9/7). Posted a QB rating of 156.6 in the first half [11 of 13 for 157 yds. and 2 TDs], which is the highest in any half of his career.
- Had a QB rating of 103.3 after completing 29 of 37 pass atts. for 245 yds. and 1 TD at Arz. (9/21). Set career highs in comps. (29) and comp. pct. (78.4), including starting the game 9 for 9, also a new career high.
- Completed a 55-yd. TD pass to RB Frank Gore vs. Phi. (9/28), marking his longest TD pass of the season and 3rd longest of his career [64t to TE Vernon Davis vs. Hou. (10/6/13); 61t to TE Vernon Davis vs. Arz. (10/13/13)]. He added 7 rush atts. for 58 yds. (8.3 avg.), which marked the first time in his career that he rushed for 50+ yds. in three consecutive games. [64 vs. Chi. (9/14/14); 54 at Arz. (9/21/14)]. It also marked just the 3rd time in franchise history that a QB rushed for 50+ yds. in three consecutive games and the first time since 1992 [Steve Young - 50 vs. Buf. (9/13/92); 50 at NYJ (9/20/92); 65 at NO (9/27/92); Billy Kilmer - 103 vs. Det. (10/1/61); 131 vs. LAR (10/8/61); 115 at Min. (10/15/61)].
- Completed 22 of 36 pass atts. for a season-high 343 yds., 3 TDs and a passer rating of 120.5 at StL (10/13). He completed an 80-yd. TD pass to WR Brandon Lloyd, marking his longest career pass and the longest pass by a 49ers QB since 2005 [89 yds. vs. Dal. (9/25/05) - QB Tim Rattay to WR Brandon Lloyd].
- Completed a 30-yd. TD pass to WR Anquan Boldin vs. Was. (11/23). It marked his 18th consecutive game with a passing TD, tied for the longest streak by a quarterback in franchise history. [Steve Young - 18: (10/9/94 - 11/26/95)].

2014 (CONTINUED)

- Scored a TD on a 90-yd. rush vs. SD (12/20), marking the 2nd longest TD run by a QB in NFL history [93t - Oak. QB Terrell Pryor vs. Pit. (10/27/13)]. It also marked the 2nd longest run in franchise history [96t - RB Garrison Hearst vs. NYJ (9/6/98)]. Kaepernick finished the game with 151 rushing yds. on 7 carries (21.6 avg.), the 3rd most yds. in a single game by a quarterback in NFL history (regular season). He and RB Frank Gore (158 yds.) became the first 49ers teammates to rush for over 100 yds. in the same game since 11/13/77 (Wilbur Jackson - 123 yds. and Delvin Williams - 110 yds.). They also became the 4th pair of teammates to rush for 150+ yds. in a game in NFL History, and the first since 1976.

2013

- Started all 16 games and completed 243 of 416 atts. for 3,197 yds., 21 TDs, 8 INTs and a QB rating of 91.6. Also rushed for 524 yds. and 4 TDs on 92 carries.
- Set the 49ers franchise record for most passing yds. in a season opener, as he completed 27 of 39 atts. for 412 yds., 3 TDs and a QB rating of 129.4 vs. GB (9/8). The previous mark was set by QB Steve Young, who threw for 363 yds. vs. NYJ (9/6/98).
- Kaepernick's 412 passing yds. vs. GB (9/8) are the 11th most in a single-game in franchise history. He is the first to surpass the 400-yd. passing mark since QB Tim Rattay [417 yds. vs. Arz. (10/10/04)].
- Completed 10 of 16 passes for 164 yds. with 1 TD and registered a passer rating of 117.7 at Jax (10/27). He also added 7 carries for 54 yds. (7.7 avg.) and 2 TDs, marking his first career game with 2 rushing TDs.
- With Kaepernick and RB Frank Gore each registering 2 rushing TDs at Jax (10/27), it marked the first time the 49ers had a QB and RB each run for 2 TDs in the same game since 10/1/61 (QB Billy Kilmer - 2 TDs and HB-FB J.D. Smith - 2 TDs). The last time it happened in the NFL was on 11/9/03 (SD QB Doug Flutie - 2 TDs and RB LaDainian Tomlinson - 2 TDs). The 4 rushing TDs against the Jaguars was tied for the most by any team in the NFL in 2013.
- Kaepernick completed 15 of 24 atts. for 235 yds., 3 TDs and a career-high 134.5 QB rating at Was. (11/25). His previous QB rating high was 133.1 vs. Chi. (11/19/12).
- Kaepernick completed 16 of 30 atts. for 227 yds. and 1 TD at GB (1/5/14 - NFC-WC). He also rushed for 98 yds. on 7 carries (14.0 avg). His 98 rushing yds. are the 5th most in a single-game by a QB in NFL postseason history.
- Completed 15 of 28 passes for 196 yds. with 1 TD and a passer rating of 87.8 at Car. (1/12/14 - NFC-D). He also added 8 carries for 15 yds. and 1 TD. He now ranks t-6th in franchise history for the most career postseason rushing TDs with 4. With the win against the Panthers, Kaepernick became just the 4th QB in NFL history to win each of his first three playoff starts on the road [Jake Delhomme, Car.; Tony Eason, NE; Ben Roethlisberger, Pit.].
- Registered his 2nd career 100-yd. rushing performance in the postseason, rushing for 130 yds. on 11 carries (11.8 avg.) at Sea. (1/19/14 - NFC-C). He became the first QB in NFL postseason history to have 2 career 100-yd. rushing games [181 yds. rushing vs. GB (NFC-D) (1/12/13)]. During his career, Kaepernick has rushed for 507 yds. in the postseason, the 2nd-most rushing yds. by a quarterback in NFL postseason history. He also holds 3 of the top 5 postseason single-game rushing marks by a QB.

2012

- Played in 13 games (7 starts) and completed 136 of 218 atts. for 1,814 yds, 10 TDs, 3 INTs and a QB rating of 98.3. Also rushed for 415 yds and 5 TDs on 63 atts.
- Notched his first career TD run on a 7-yd. score at NYJ (9/30).
- Came off the bench vs. StL (11/11), replacing injured QB Alex Smith, and completed 11 of 17 atts., for 117 yds. and a QB rating of 84.7. He also added 8 carries for 66 yds. and 1 TD. The 7-yd. TD run capped off an 81-yd. drive in the 4th qtr.
- Made his first NFL start vs. Chi. (11/19) and completed 16 of 23 passes for 243 yds., 2 TDs and a QB rating of 133.1. Connected with TE Vernon Davis on a 3-yd. TD, marking his first career TD pass.
- Completed 16 of 25 atts. for 231 yds., 1 TD, 1 INT and a QB rating of 90.6, while also adding 6 carries for 27 yds. and 1 TD at NO (11/25) in his first road victory as a starter.
- Completed 14 of 25 atts. for 216 yds., 4 TDs and 1 INT with a QB rating of 107.7 at NE (12/16). He became the first 49er to throw 4 TD passes in a game since QB Jeff Garcia on 12/7/03 (vs. Arz. - 28-19-252-0 INTs-4 TDs).
- Became the youngest 49ers starting QB to make his playoff debut, vs. GB (1/12/13) (NFC-D), (25 years, 2 months, 9 days). Joe Montana was previously the youngest (25 years, 6 months and 23 days).
- In his first career postseason start, set the NFL single-game rushing record by a QB with 181 yds. rushing and 2 TDs on 16 carries vs. GB (1/12/13) (NFC-D). He also completed 17 of 31 atts., for 263 yds., 2 TDs and 1 INT.
- Became the 4th NFL QB to throw 2 TD passes and run for 2 TDs in a playoff game [vs. GB (1/12/13) (NFC-D)], joining Cle. QB Otto Graham (twice) and Chi. QB Jay Cutler.
- His 56-yd. TD run vs. GB (1/12/13) (NFC-D), marked the longest run by a QB in franchise postseason history and the 3rd-longest of any player in the postseason.
- Completed 16 of 21 passes (76.2 comp. pct.) for 233 yds. with 1 TD and a QB rating of 127.7 at Atl. (1/20/13) (NFC-C). His 76.2 comp. pct. ranks 3rd in franchise postseason history, and his 127.7 QB rating ranks 5th in franchise postseason history.
- Completed 16 of 28 atts. for 302 yds., 1 TD and a QB rating of 91.7 in Super Bowl XLVII vs. Bal. (2/3/13). He also had 7 carries for 62 yds. and 1 TD. His 15-yd. TD run marked the longest TD run by a QB in Super Bowl history.

2011

- Played in 3 games and completed 3 of 5 atts. for 35 yds.
- Recorded the first completion of his career for 11 yds. to TE Delanie Walker vs. TB (10/9). Led the offense on an 11-play, 90-yd. drive that was capped off by a RB Anthony Dixon rushing TD.

COLLEGE

Played in 51 games (47 starts) for the Wolf Pack and completed 740-1,271 passes for 10,098 yds, 82 TDs and 24 INTs in his career. Rushed for 4,112 yds. on 600 atts. with 59 TDs in his career at Nevada. The only QB in NCAA history to rush for over 1,000 yds. three straight seasons and tied NCAA record for most rushing TDs by a QB. Threw for 200 yds. 19 times, 300 yds. six times and 400 yds. once. Rushed for 100 yds. 16 times. Just the 6th player in NCAA history to throw for 2,000 yds. and rush for 1,000 yds. in a season, and only player to accomplish the feat in three straight seasons. In 2010, named Second-Team All-America by The NFL Draft Report, First-Team All-WAC and WAC co-Offensive POY. Started all 14 games and was 233-359-3,022-21TDs-8INTs passing (64.9 pct.), and 173-1,206-20TDs rushing. As a junior, was an Honorable Mention All-American by the NFL Draft Report, Second-Team All-WAC selection and the recipient of Nevada's Golden Helmet Award, given to the team MVP. Started 13 games and was 166 of 282 pass attempts for 20 TDs and 6 INTs, and was 161-1,183-16TDs rushing. In 2008, named Second-Team All-WAC and was named the WAC's Offensive POY. Played in 13 games (12 starts) and was 208-383-2,849-22TDs-7INTs passing and 161-1,130-22TDs rushing. Became the only QB in school history to rush for 1,000 yds. in a season. Named Freshman All-America Honorable Mention by *The Sporting News* and *College Football News*. Redshirted in 2006

PERSONAL

- Attended Pitman (Turlock, CA) HS. Was an all-state nominee in three sports (football, basketball and baseball) and earned Central California Conference MVP honors in football. He was also All-Sac-Joaquin Section, all-conference, all-district and all-academic team selection in football.
- As a senior, completed 112 of 188 passes for 1,954 yds., 25 TDs and 6 INTs, while adding 2 TDs rushing on 44 carries.
- A highly regarded baseball prospect, he was a two-time all-state pitcher and could throw a 94 mph fastball. He also threw two no-hitters during his senior year.
- Selected by the Chicago Cubs as a pitcher in the 43rd round of the 2009 MLB Draft.
- Born Colin Rand Kaepernick (11/3/87) in Milwaukee, WI.
- Majored in management.

INJURY REPORT

2015: Placed on the Injured Reserve List on 11/21 with a shoulder injury.

KAEPERNICK'S GAME-BY-GAME

Only games Kaepernick has appeared in on offense are listed

2011													Total			Pct.	
Date	Opp	W/L	P/S	Att	Cmp	Pct	Yds	TD	Int	Lg	Sk/Yds	Rtg	Rsh	Yds	TD	Net Yds.	Offense
Oct 2	at Phi	W	1/0	0	0	0.0	0	0	0	0	0/0	—	0	0	0	0	0.0
Oct 9	TB	W	1/0	3	3	100.0	35	0	0	19	0/0	115.3	2	−2	0	33	12.6
Dec 4	StL	W	1/0	2	0	0.0	0	0	0	0	0/0	0.0	0	0	0	0	0.0
TOTALS			3/0	5	3	60.0	35	0	0	19	0/0	81.3	2	−2	0	33	12.6

2012														Total			Pct.
Date	Opp	W/L	P/S	Att	Cmp	Pct	Yds	TD	Int	Lg	Sk/Yds	Rtg	Rsh	Yds	TD	Net Yds.	Offense
Sep 9	at GB	W	1/0	0	0	—	0	0	0	0	0/0	—	1	17	0	17	4.5
Sep 30	at NYJ	W	1/0	1	0	0.0	0	0	0	0	0/0	39.6	5	50	1	50	13.2
Oct 7	Buf	W	1/0	1	1	100.0	7	0	0	7	0/0	95.8	4	39	1	46	7.4
Oct 14	NYG	L	1/0	7	4	57.1	82	0	0	36	2/17	98.6	2	6	0	71	22.6
Oct 18	Sea	W	1/0	0	0	—	0	0	0	0	0/0	—	1	−1	0	−1	0.0
Nov 11	StL	T	1/0	17	11	64.7	117	0	0	20	3/22	84.7	8	66	1	161	47.2
Nov 19	Chi	W	1/1	23	16	69.6	243	2	0	57	1/7	133.1	4	12	0	248	69.9
Nov 25	at NO	W	1/1	25	16	64.0	231	1	1	45	0/0	90.6	6	27	1	258	68.8
Dec 2	at StL	L	1/1	32	21	65.6	208	0	0	30	3/17	83.9	9	84	0	275	81.1
Dec 9	Mia	W	1/1	23	18	78.3	185	0	0	25	4/19	100.2	6	53	1	219	68.2
Dec 16	at NE	W	1/1	25	14	56.0	221	4	1	38t	1/13	107.7	7	28	0	236	60.8
Dec 23	at Sea	L	1/1	36	19	52.8	244	1	1	35	1/13	72.0	7	31	0	262	83.7
Dec 30	Arz	W	1/1	28	16	57.1	276	2	0	49t	1/4	114.6	3	5	0	277	68.0
TOTALS			13/7	218	136	62.4	1,814	10	3	57	16/112	98.3	63	415	5	2,114	40.1

2012 Postseason																Total	Pct.
Date	Opp	W/L	P/S	Att	Cmp	Pct	Yds	TD	Int	Lg	Sk/Yds	Rtg	Rsh	Yds	TD	Net Yds.	Offense
Jan 12	GB	W	1/1	31	17	54.8	263	2	1	45	1/7	91.2	16	181	2	437	75.5
Jan 20	at Atl	W	1/1	21	16	76.2	233	1	0	33	1/9	127.7	2	21	0	245	65.7
Feb 3	Bal	L	1/1	28	16	57.1	302	1	1	32	3/16	91.7	7	62	1	348	74.4
TOTALS			3/3	80	49	61.3	798	4	2	45	5/32	100.9	25	264	3	1,030	72.5

2013																Total	Pct.
Date	Opp	W/L	P/S	Att	Cmp	Pct	Yds	TD	Int	Lg	Sk/Yds	Rtg	Rsh	Yds	TD	Net Yds.	Offense
Sep 8	GB	W	1/1	39	27	69.2	412	3	0	43	2/8	129.4	7	22	0	426	86.2
Sep 15	at Sea	L	1/1	28	13	46.4	127	0	3	19	3/20	20.1	9	87	0	194	93.8
Sep 22	Ind	L	1/1	27	13	48.1	150	0	1	30	3/11	49.9	7	20	0	159	62.6
Sep 26	at StL	W	1/1	23	15	65.2	167	2	0	42	2/16	115.7	3	11	0	162	43.8
Oct 6	Hou	W	1/1	15	6	40.0	113	1	0	64t	1/6	89.0	1	14	0	121	42.6
Oct 13	Arz	W	1/1	29	16	55.2	252	2	1	61t	2/14	92.9	4	18	0	256	66.1
Oct 20	at Ten	W	1/1	21	13	61.9	199	0	0	29	2/3	93.2	11	68	1	264	75.6
Oct 27	at Jax	W	1/1	16	10	62.5	164	1	0	43	0/0	117.7	7	54	2	218	54.8
Nov 10	Car	L	1/1	22	11	50.0	91	0	1	14	6/45	42.0	4	16	0	62	41.1
Nov 17	at NO	L	1/1	31	17	54.8	127	2	1	17	3/12	72.9	3	25	0	140	71.4
Nov 25	at Was	W	1/1	24	15	62.5	235	3	0	40	2/7	134.5	9	20	0	248	81.6
Dec 1	StL	W	1/1	28	19	67.9	275	1	0	60	4/20	111.5	4	21	0	276	81.7
Dec 8	Sea	W	1/1	29	15	51.7	175	1	1	27	2/20	67.5	9	31	0	186	58.5
Dec 15	at TB	W	1/1	29	19	65.5	203	2	0	52t	2/14	108.8	4	42	0	231	61.4
Dec 23	Atl	W	1/1	21	13	61.9	197	1	0	47	3/17	108.6	6	51	1	231	60.9
Dec 29	at Arz	W	1/1	34	21	61.8	310	2	0	63	2/18	111.2	4	24	0	316	84.3
TOTALS			16/16	416	243	58.4	3,197	21	8	64t	39/231	91.6	92	524	4	3,490	67.4

2013 Postseason																Total	Pct.
Date	Opp	W/L	P/S	Att	Cmp	Pct	Yds	TD	Int	Lg	Sk/Yds	Rtg	Rsh	Yds	TD	Net Yds.	Offense
Jan 5	at GB	W	1/1	30	16	53.3	227	1	1	31	3/13	75.3	7	98	0	312	81.9
Jan 12	at Car	W	1/1	28	15	53.6	196	1	0	45	1/7	87.8	8	15	1	204	64.8
Jan 19	at Sea	L	1/1	24	14	58.3	153	1	2	26t	2/6	56.4	11	130	0	277	89.9
TOTALS			3/3	82	45	54.9	576	3	3	45	6/26	74.0	26	243	1	793	79.0

KAEPERNICK'S GAME-BY-GAME

2014																	
Date	Opp	W/L	P/S	Att	Cmp	Pct	Yds	TD	Int	Lg	Sk/Yds	Rtg	Rsh	Yds	TD	Total Net Yds.	Pct. Offense
Sep 7	at Dal	W	1/1	23	16	69.6	201	2	0	37	1/9	125.5	5	11	0	203	64.2
Sep 14	Chi	L	1/1	34	21	61.8	248	1	3	24	4/16	57.0	9	64	0	296	82.5
Sep 21	at Arz	L	1/1	37	29	78.4	245	1	0	32	1/9	103.3	12	54	0	290	91.2
Sep 28	Phi	W	1/1	30	17	56.7	218	2	1	55t	4/29	87.9	7	58	0	247	60.7
Oct 5	KC	W	1/1	26	14	53.8	201	1	0	38	3/15	92.0	10	18	0	204	57.1
Oct 13	at StL	W	1/1	35	22	62.9	343	3	0	80t	0/0	123.9	3	37	0	380	88.0
Oct 19	at Den	L	1/1	39	24	61.5	263	1	1	37	6/53	79.3	3	18	0	281	90.6
Nov 2	StL	L	1/1	33	22	66.7	237	1	0	27t	8/54	97.7	5	14	0	197	74.9
Nov 9	at NO	W	1/1	32	14	43.8	210	1	0	51	4/24	76.3	4	24	0	210	63.6
Nov 16	at NYG	W	1/1	29	15	51.7	193	1	0	48t	1/8	84.4	8	24	0	209	62.8
Nov 23	Was	W	1/1	29	20	69.0	256	1	1	30t	2/10	93.5	9	14	0	260	83.3
Nov 27	Sea	L	1/1	29	16	55.2	121	0	2	16	4/21	36.7	3	17	0	117	71.3
Dec 7	at Oak	L	1/1	33	18	54.5	174	1	2	23	5/23	54.4	3	26	0	177	71.4
Dec 14	at Sea	L	1/1	19	11	57.9	141	0	0	31	6/36	81.3	9	46	0	151	61.6
Dec 20	SD	L	1/1	24	15	62.5	114	1	0	20	2/22	87.8	7	151	1	243	54.4
Dec 28	Arz	W	1/1	26	15	57.7	204	2	0	76t	1/15	108.5	7	63	0	252	63.8
TOTALS			16/16	478	289	60.5	3,369	19	10	80t	52/344	86.4	104	639	1	3,666	70.0
2015																	
Date	Opp	W/L	P/S	Att	Cmp	Pct	Yds	TD	Int	Lg	Sk/Yds	Rtg	Rsh	Yds	TD	Total Net Yds.	Pct. Offense
Sep 14	Min	W	1/1	26	17	65.4	165	0	0	20	1/0	83.0	7	41	0	206	52.2%
Sep 20	at Pit	L	1/1	46	33	71.4	335	2	0	75t	5/37	106.7	9	51	0	349	85.3%
Sep 27	at Arz	L	1/1	19	9	47.4	67	0	4	14	2/14	16.7	7	46	1	99	63.5%
Oct 4	GB	L	1/1	25	13	52.0	160	0	1	47	6/41	55.4	10	57	0	176	89.8%
Oct 11	at NYG	L	1/1	35	23	65.7	262	2	0	37	2/6	107.1	3	23	0	279	73.4%
Oct 18	Bal	W	1/1	27	16	59.2	340	2	0	76t	3/14	128.2	3	10	0	336	85.9%
Oct 22	Sea	L	1/1	24	13	54.2	124	0	0	27	6/43	68.8	0	0	0	81	57.0%
Nov 1	at StL	L	1/1	41	20	48.8	162	0	0	33	3/11	59.2	6	28	0	157	83.1%
Nov 8	Atl	W	1/0	1	0	0.0	0	0	0	0	0/0	39.6	0	0	0	0	0.0%
PLACED ON INJURED RESERVE (Shoulder) on 11/21																	
TOTALS			9/8	244	144	59.0	1,615	6	5	76t	28/166	78.5	45	256	1	1,705	35.1%



JEREMY KERLEY

17

POSITION WR | HEIGHT 5-9 | WEIGHT 188 | COLLEGE TEXAS CHRISTIAN

BORN 11.8.88 // HUTTO, TX // HUTTO HS, HUTTO, TX
6TH YEAR // ACQUIRED TR IN '16 - DET

2016 HIGHLIGHTS

- Appeared in all 15 games (13 starts) and recorded a career-high 58 repts. for 606 yds. and 3 TDs.
- Led the team with 7 repts. for 61 yds. in his 49ers debut vs. LA (9/12).
- Finished with 6 repts. for 88 yds. and 1 TD vs. Dal. (10/2), a 33-yd. TD pass from QB Blaine Gabbert. The TD marked his first as a member of the 49ers.
- Tied a career high with 8 repts. and finished with 102 rec. yds. vs. Arz. (10/6), his second career 100-yd. receiving game. He a TD repts. in consecutive games for the first time in his career.
- Recorded 7 repts. for 71 yds. and 1 TD at Arz. (11/13), hauling in a 17-yd. TD pass from QB Colin Kaepernick.
- Registered 5 repts. for 62 yds. at LA (12/24), marking the second time in his career he has recorded 5-or-more repts. in three consecutive games [5 repts. vs NYJ (11/27); 5 repts. at Atl. (12/18)].

KERLEY'S GOLDEN NUGGETS

- Played five seasons with the New York Jets (2011-15), and led the team with 182 repts. for 2,225 yds. during his tenure.
- Became the first player in Jets history to record a receiving TD and a punt return TD in the same game when he accomplished the feat vs. Buf. (9/9/12).
- Annually hosts the Jeremy Kerley Football and Cheer Camp at his alma mater, Hutto High School.

GOLDMINE

- Beginning in 2014, Kerley has hosted the Jeremy Kerley Football and Cheer Camp at his alma mater Hutto High School each off-season. The camp, available to local youth from grades 1-12, offers instruction on football fundamentals in addition to teaching life skills. Proceeds from the clinic benefit the local YMCA's Annual Campaign, which provides scholarships to those in need.
- Launched his own website and apparel line, JK11, in 2015. "I'm really, really into fashion. It's something I'm dedicated to." To learn more, visit <http://jeremykerley.com/>.

KERLEY'S GAME-BY-GAME

2016									2016 Returns												
Date	Opp	W/L	P/S	Rec	Yds	Avg	Lg	TD	Date	Opp	KR	Yds	Avg	Lg	TD	PR	FC	Yds	Avg	Lg	TD
Sep 12	LA	W	1/1	7	61	8.7	18	0	Sep 12	LA	0	0	—	—	0	2	7	11	5.5	7	0
Sep 18	at Car	L	1/1	3	29	9.7	13	0	Sep 18	at Car	0	0	—	—	0	0	2	0	—	—	0
Sep 25	at Sea	L	1/1	2	24	12.0	20	0	Sep 25	at Sea	0	0	—	—	0	1	0	20	20.0	20	0
Oct 2	Dal	L	1/1	6	88	14.7	33t	1	Oct 2	Dal	0	0	—	—	0	1	0	26	26.0	26	0
Oct 6	Arz	L	1/1	8	102	12.8	24	1	Oct 6	Arz	0	0	—	—	0	3	5	0	0.0	3	0
Oct 16	at Buf	L	1/1	2	12	6.0	7	0	Oct 16	at Buf	1	20	20.0	20	0	1	0	12	12.0	12	0
Oct 23	TB	L	1/0	2	15	7.5	8	0	Oct 23	TB	0	0	—	—	0	0	2	0	—	—	0
Nov 6	NO	L	1/1	3	22	7.3	17	0	Nov 6	NO	0	0	—	—	0	3	1	23	7.7	11	0
Nov 13	at Arz	L	1/1	7	71	10.1	24	1	Nov 13	at Arz	0	0	—	—	0	2	2	28	14.0	25	0
Nov 20	NE	L	1/1	0	0	—	—	0	Nov 20	NE	0	0	—	—	0	2	0	9	4.5	9	0
Nov 27	at Mia	L	1/1	2	24	12.0	18	0	Nov 27	at Mia	0	0	—	—	0	1	3	2	2.0	2	0
Dec 4	at Chi	L	1/1	1	18	18.0	18	0	Dec 4	at Chi	0	0	—	—	0	0	2	0	—	—	0
Dec 11	NYJ	L	1/0	5	50	10.0	27	0	Dec 11	NYJ	0	0	—	—	0	1	5	10	10.0	10	0
Dec 18	at Atl	L	1/1	5	28	5.6	8	0	Dec 18	at Atl	0	0	—	—	0	0	2	0	—	—	0
Dec 24	at LA	W	1/1	5	62	12.4	21	0	Dec 24	at LA	0	0	—	—	0	2	4	9	4.5	9	0
Jan 1	Sea								Jan 1	Sea											
TOTALS			15/13	58	606	10.4	33t	3	TOTALS		1	20	20.0	20	0	19	35	150	7.9	26	0

KERLEY'S CAREER STATISTICS

YEAR	TEAM	GP	GS	NO	RECEIVING				ATT	RUSHING			
					YDS	AVG	LG	TD		YDS	AVG	LG	TD
2011	NYJ	14	1	29	314	10.8	38	1	5	28	5.6	16	0
2012	NYJ	16	7	56	827	14.8	66	2	5	8	1.6	5	0
2013	NYJ	12	8	43	523	12.2	26	3	4	11	2.8	8	0
2014	NYJ	16	7	38	409	10.8	33	1	4	86	21.5	37	0
2015	NYJ	16	1	16	152	9.5	25	2	0	0	—	—	0
2016	SF	15	13	58	606	10.4	33t	3	0	0	—	—	0
TOTALS		89	37	240	2,831	11.8	66	12	18	133	7.4	37	0

YEAR	TEAM	KICKOFF RETURNS					PUNT RETURNS					
		NO	YDS	AVG	LG	TD	NO	FC	YDS	AVG	LG	TD
2011	NYJ	1	15	15.0	15	0	29	16	317	10.9	53	0
2012	NYJ	0	0	—	—	0	19	36	208	10.9	68t	1
2013	NYJ	1	19	19.0	19	0	13	5	115	8.8	24	0
2014	NYJ	1	12	12.0	12	0	25	13	199	8.0	41	0
2015	NYJ	0	0	—	—	0	48	19	411	8.6	58	0
2016	SF	1	20	20.0	20	0	21	35	150	7.9	26	0
TOTALS		4	66	16.5	20	0	155	124	1,400	9.2	68t	1

Additional Statistics:

Fumble—Lost — **13—5**: 3—1 in 2011; 4—3 in 2012; 1—0 in 2014; 1—0 in 2015; 4—1 in 2016

Passing — **4—2—83—0—0 TDs**: 2011 (1—1—41—0—0 TDs); 2012 (1—1—42—0—0 TDs); 2013 (1—0—0—0—0 TDs); 2014 (1—0—0—0—0 TDs)

Milestones:

NFL Debut: vs. Dal. (9/11/11); **First Start**: vs NE (11/13/11); **First Reception**: at NE (10/9/11 — 9-yd. TD pass from QB Mark Sanchez); **First TD Reception**: at NE (10/9/11 — 9-yd. TD pass from QB Mark Sanchez); **Reached 1,000 rec. yds**: vs. Arz. (12/2/12 — 19-yd. pass from QB Mark Sanchez); **Reached 2,000 rec. yds**: vs. NE (12/21/14 — 18-yd. pass from QB Geno Smith); **100—yd. Games**: 2, Last vs. Arz. (10/6/16 — 102 yds.)

KERLEY'S CAREER HIGHS

Receptions: 8 (2 times) Last vs. Arz. (10/6/16)
Receiving Yards: 120 at NE (10/21/12)
Receiving TDs: 1 (12 times) Last at Arz. (11/13/16)
Long Reception: 66 at Mia. (9/23/12)
Rushes: 2 (2 times) Last at Mia. (12/28/14)
Rushing Yards: 38 vs. Mia. (12/1/14)
Long Rush: 37 at GB (9/14/14)

Kick Returns: 1 (4 times) Last at Buf. (10/16/16)
Kick Return Yards: 20 at Buf. (10/16/16)
Long Kick Return: 20 at Buf. (10/16/16)
Punt Returns: 7 vs. Phi. (9/27/15)
Punt Return Yards: 96 vs. Mia. (11/29/15)
Punt Return TDs: 1 vs. Buf. (9/9/12)
Long Punt Return: 68t vs. Buf. (9/9/12)

KERLEY'S TRANSACTIONS

Originally drafted in the 5th round (153rd overall) by NYJ in the 2011 NFL Draft...Signed a four-year contract with NYJ through 2018 on 10/21/14...Waived by NYJ on 3/9/16...Signed a one-year deal with Det. on 3/21/16...Traded to SF on 8/29/16.

2015 (NEW YORK JETS)

- Appeared in all 16 games (1 start) for the third time in his career and registered 16 receipts. for 152 yds. and 2 TDs. Additionally, recorded 48 punt returns for a career-high 411 yds. (8.6 avg.).
- In his lone start of the season, registered 6 receipts. for 33 yds. and 1 TD vs. Phi. (9/27), a 7-yd. TD receipt. from QB Ryan Fitzpatrick.

2014 (NEW YORK JETS)

- Appeared in all 16 games (7 starts) and recorded 38 receipts. for 409 yds. and 1 TD along with 25 punt returns for 199 yds. on special teams.
- Notched a season-high 7 receipts. for 81 yds. and 1 TD vs. Chi. (9/22), a 19-yd. TD receipt. from QB Geno Smith.

2013 (NEW YORK JETS)

- Saw action in 12 games (8 starts) and led the team in receipts. (43) and rec. yds. (523) while registering a career-high 3 TDs.

2012 (NEW YORK JETS)

- Appeared in all 16 games (7 starts) for this first time in his career and notched 56 receipts. for a career-high 827 yds. and 2 TDs. Additionally, registered 19 punt returns for 208 yds. (10.9 avg.) and 1 TD.
- Earned AFC Special Teams Player of the Week honors after becoming the only player in New York Jets history with a punt return touchdown and a touchdown reception in the same game vs. Buf. (9/9), when he registered a 12-yd. TD receipt. and a 66-yd. punt return TD.
- Registered a career-long 66-yd. receipt. and added his second TD receipt. of the season at Mia. (9/23).
- Recorded a career-high 120 yds. on 7 receipts. at NE (10/21).

2011 (NEW YORK JETS)

- Appeared in 14 games (1 start) during his rookie season and recorded 29 receipts. for 314 yds. and 1 TD. Additionally, registered 29 punt returns for 317 yds. (10.9 avg.).
- Recorded 3 receipts. for 35 yds. and the first TD of his NFL career at NE (10/9), a 9-yd. TD receipt. from QB Mark Sanchez.

COLLEGE

Appeared in 50 games (21 starts) during his four-year career at Texas Christian University (2011-14). Recorded 120 receipts. for 1,299 yds. and 12 TDs and added 63 rushing atts. for 306 yds. with eight TDs on the ground. Additionally, registered 94 punt returns for 1,299 yds. (13.8 avg.) with two TDs and 37 kickoff returns for 1,006 yds. (27.2 avg). As a senior, registered 56 receipts. for 575 yds. and 10 TDs and earned Mountain West Conference Special Teams Player of the Year as one of just two players in the nation to rank in the top 20 in punt returns and kickoff returns. In 2009, notched 44 receipts. for 532 yds. and 2 TDs and was named Mountain West Conference Special Teams Player of the Year with 60 punt returns for 563 yds. and 2 TDs. As a sophomore, recorded 11 receipts. for 95 yds. and 43 punt returns for 348 yds. to earn First-Team All-Mountain West Conference honors as a return specialist. As the only true freshman to see action on offense in 2007, registered 9 receipts. for 97 yds.

PERSONAL

- Majored in criminal justice at TCU.
- Attended Hutto (TX) HS, where he played QB as a senior and earned his District's Most Valuable Player honor for the second consecutive year.
- Married to Kristal Juarez, who was an All-American sprinter on TCU's track and field team in 2010.
- Born Jeremy Kerley (11/8/88) in Hutto, TX.

INJURY REPORT

2011: Inactive two games [at Den. (11/17) and vs. Buf.(11/27)] with a knee injury.

2013: Inactive at NE (9/12) with a concussion; Inactive three games [at Buf. (11/17), at Bal. (11/24) and vs. Mia. (12/1)] with an elbow injury.

KERLEY'S GAME-BY-GAME

2011 Receiving (New York Jets)

Date	Opp	W/L	P/S	Rec	Yds	Avg	Lg	TD
Sep 11	Dal	W	1/0	0	0	—	—	0
Sep 18	Jac	W	1/0	0	0	—	—	0
Sep 25	at Oak	L	1/0	0	0	—	—	0
Oct 2	at Bal	L	1/0	0	0	—	—	0
Oct 9	at NE	L	1/0	3	35	11.7	22	1
Oct 17	Mia	W	1/0	2	18	9.0	14	0
Oct 23	SD	W	1/0	4	29	7.3	10	0
Nov 6	at Buf	W	1/0	4	23	5.8	9	0
Nov 13	NE	L	1/1	4	79	19.8	38	0
Nov 17	at Den	L	—	—	—	INACTIVE (Knee)	—	—
Nov 27	Buf	W	—	—	—	INACTIVE (Knee)	—	—
Dec 4	at Was	W	1/0	1	7	7.0	7	0
Dec 11	KC	W	1/0	0	0	—	—	0
Dec 18	at Phi	L	1/0	2	16	8.0	10	0
Dec 24	NYG	L	1/0	5	36	7.2	10	0
Jan 1	at Mia	L	1/0	4	71	17.8	30	0
TOTALS			14/1	29	314	10.8	38	1

2011 Returns (New York Jets)

Date	Opp	KR	Yds	Avg	Lg	TD	PR	FC	Yds	Avg	Lg	TD
Sep 11	Dal	0	0	—	—	0	3	1	13	4.3	7	0
Sep 18	Jac	1	15	15.0	15	0	0	0	0	—	—	0
Sep 25	@Oak	0	0	—	—	0	4	0	80	20.0	53	0
Oct 2	@Bal	0	0	—	—	0	2	2	12	6.0	13	0
Oct 9	@NE	0	0	—	—	0	2	1	20	10.0	13	0
Oct 17	Mia	0	0	—	—	0	2	1	11	5.5	11	0
Oct 23	SD	0	0	—	—	0	1	1	7	7.0	7	0
Nov 6	@Buf	0	0	—	—	0	2	1	16	8.0	15	0
Nov 13	NE	0	0	—	—	0	1	1	0	0.0	0	0
Nov 17	at Den	—	—	—	—	INACTIVE (Knee)	—	—	—	—	—	—
Nov 27	Buf	—	—	—	—	INACTIVE (Knee)	—	—	—	—	—	—
Dec 4	@Was	0	0	—	—	0	1	1	0	0.0	0	0
Dec 11	KC	0	0	—	—	0	3	2	42	14.0	26	0
Dec 18	@Phi	0	0	—	—	0	2	1	16	8.0	8	0
Dec 24	NYG	0	0	—	—	0	4	4	74	18.5	28	0
Jan 1	@Mia	0	0	—	—	0	2	0	26	13.0	14	0
TOTALS		1	15	15.0	15	0	29	16	317	10.9	53	0

2012 Receiving (New York Jets)

Date	Opp	W/L	P/S	Rec	Yds	Avg	Lg	TD
Sep 9	Buf	W	1/0	4	45	11.3	21	1
Sep 16	at Pit	L	1/0	2	67	33.5	45	0
Sep 23	at Mia	W	1/0	2	73	36.5	66	1
Sep 30	SF	L	1/0	2	12	6.0	8	0
Oct 8	Hou	L	1/1	5	94	18.8	36	0
Oct 14	Ind	W	1/0	3	24	8.0	11	0
Oct 21	at NE	L	1/1	7	120	17.1	26	0
Oct 28	Mia	L	1/1	5	43	8.6	12	0
Nov 11	at Sea	L	1/1	5	57	11.4	43	0
Nov 18	at StL	W	1/0	3	43	14.3	32	0
Nov 22	NE	L	1/0	7	86	12.3	36	0
Dec 2	Arz	W	1/1	3	37	12.3	19	0
Dec 9	at Jac	W	1/0	4	27	6.8	12	0
Dec 17	at Ten	L	1/0	1	11	11.0	11	0
Dec 23	SD	L	1/1	0	0	—	—	0
Dec 30	at Buf	L	1/1	3	88	29.3	40	0
TOTALS			16/7	56	827	14.8	66	2

2012 Returns (New York Jets)

Date	Opp	KR	Yds	Avg	Lg	TD	PR	FC	Yds	Avg	Lg	TD
Sep 9	Buf	0	0	—	—	0	1	0	68	68.0	68t	1
Sep 16	@Pit	0	0	—	—	0	3	1	6	2.0	3	0
Sep 23	@Mia	0	0	—	—	0	3	0	45	15.0	18	0
Sep 30	SF	0	0	—	—	0	0	0	0	—	—	0
Oct 8	Hou	0	0	—	—	0	0	3	0	—	—	0
Oct 14	Ind	0	0	—	—	0	0	1	0	—	—	0
Oct 21	@NE	0	0	—	—	0	3	3	22	7.3	13	0
Oct 28	Mia	0	0	—	—	0	0	2	0	—	—	0
Nov 11	@Sea	0	0	—	—	0	2	4	6	3.0	6	0
Nov 18	@StL	0	0	—	—	0	0	0	0	—	—	0
Nov 22	NE	0	0	—	—	0	0	0	0	—	—	0
Dec 2	Arz	0	0	—	—	0	2	6	17	8.5	14	0
Dec 9	@Jac	0	0	—	—	0	2	5	18	9.0	11	0
Dec 17	@Ten	0	0	—	—	0	1	6	7	7.0	7	0
Dec 23	SD	0	0	—	—	0	2	2	19	9.5	20	0
Dec 30	@Buf	0	0	—	—	0	0	3	0	—	—	0
TOTALS		0	0	—	—	0	19	36	208	10.9	68t	1

2013 Receiving (New York Jets)

Date	Opp	W/L	P/S	Rec	Yds	Avg	Lg	TD
Sep 8	TB	W	1/1	3	45	15.0	26	0
Sep 12	at NE	L	—	—	—	INACTIVE (Concussion)	—	—
Sep 22	Buf	W	1/0	2	25	12.5	18	0
Sep 29	at Ten	L	1/0	4	65	16.3	23	0
Oct 7	at Atl	W	1/0	5	68	13.6	21	1
Oct 13	Pit	L	1/1	2	19	9.5	10	0
Oct 20	NE	W	1/1	8	97	12.1	22	1
Oct 27	at Cin	L	1/1	3	27	9.0	14	0
Nov 3	NO	W	1/1	1	1	1.0	1	0
Nov 17	at Buf	L	—	—	—	INACTIVE (Elbow)	—	—
Nov 24	at Bal	L	—	—	—	INACTIVE (Elbow)	—	—
Dec 1	Mia	L	—	—	—	INACTIVE (Elbow)	—	—
Dec 8	Oak	W	1/1	4	41	10.3	25t	1
Dec 15	at Car	L	1/0	1	25	25.0	25	0
Dec 22	Cle	W	1/1	5	70	14.0	22	0
Dec 29	at Mia	W	1/1	5	40	8.0	12	0
TOTALS			12/8	43	523	12.2	26	3

2013 Returns (New York Jets)

Date	Opp	KR	Yds	Avg	Lg	TD	PR	FC	Yds	Avg	Lg	TD
Sep 8	TB	1	19	19.0	19	0	1	1	9	9.0	9	0
Sep 12	at NE	—	—	—	—	INACTIVE (Concussion)	—	—	—	—	—	—
Sep 22	Buf	0	0	—	—	0	3	1	18	6.0	12	0
Sep 29	@Ten	0	0	—	—	0	2	3	7	3.5	5	0
Oct 7	@Atl	0	0	—	—	0	2	0	29	14.5	24	0
Oct 13	Pit	0	0	—	—	0	4	0	45	11.3	13	0
Oct 20	NE	0	0	—	—	0	0	0	0	—	—	0
Oct 27	@Cin	0	0	—	—	0	0	0	0	—	—	0
Nov 3	NO	0	0	—	—	0	0	0	0	—	—	0
Nov 17	at Buf	—	—	—	—	INACTIVE (Elbow)	—	—	—	—	—	—
Nov 24	at Bal	—	—	—	—	INACTIVE (Elbow)	—	—	—	—	—	—
Dec 1	Mia	—	—	—	—	INACTIVE (Elbow)	—	—	—	—	—	—
Dec 8	Oak	0	0	—	—	0	0	0	0	—	—	0
Dec 15	@Car	0	0	—	—	0	0	0	0	—	—	0
Dec 22	Cle	0	0	—	—	0	0	0	0	—	—	0
Dec 29	@Mia	0	0	—	—	0	1	0	7	7.0	7	0
TOTALS		1	19	19.0	19	0	13	5	115	8.8	24	0

KERLEY'S GAME-BY-GAME

2014 Receiving (New York Jets)

Date	Opp	W/L	P/S	Rec	Yds	Avg	Lg	TD
Sep 7	Oak	W	1/0	5	38	7.6	19	0
Sep 14	at GB	L	1/1	3	22	7.3	13	0
Sep 22	Chi	L	1/1	7	81	11.6	19t	1
Sep 28	Det	L	1/0	1	3	3.0	3	0
Oct 5	at SD	L	1/0	3	24	8.0	11	0
Oct 12	Den	L	1/1	1	4	4.0	4	0
Oct 16	at NE	L	1/1	2	29	14.5	16	0
Oct 26	Buf	L	1/0	2	25	12.5	16	0
Nov 2	at KC	L	1/0	2	11	5.5	7	0
Nov 9	Pit	W	1/1	0	0	—	—	0
Nov 24	at Buf	L	1/0	5	66	13.2	28	0
Dec 1	Mia	L	1/0	1	2	2.0	2	0
Dec 7	at Min	L	1/0	2	17	8.5	17	0
Dec 14	at Ten	W	1/0	0	0	—	—	0
Dec 21	NE	L	1/1	3	54	18.0	25	0
Dec 28	at Mia	W	1/1	1	33	33.0	33	0
TOTALS			16/7	38	409	10.8	33	1

2014 Returns (New York Jets)

Date	Opp	KR	Yds	Avg	Lg	TD	PR	FC	Yds	Avg	Lg	TD
Sep 7	Oak	0	0	—	—	0	0	0	0	—	—	0
Sep 14	@GB	0	0	—	—	0	0	0	0	—	—	0
Sep 22	Chi	0	0	—	—	0	2	2	10	5.0	10	0
Sep 28	Det	0	0	—	—	0	0	0	0	—	—	0
Oct 5	@SD	0	0	—	—	0	0	0	0	—	—	0
Oct 12	Den	0	0	—	—	0	0	0	0	—	—	0
Oct 16	@NE	0	0	—	—	0	0	0	0	—	—	0
Oct 26	Buf	0	0	—	—	0	2	2	2	1.0	2	0
Nov 2	@KC	0	0	—	—	0	1	2	3	3.0	3	0
Nov 9	Pit	1	12	12.0	12	0	2	0	16	8.0	13	0
Nov 24	@Buf	0	0	—	—	0	3	1	42	14.0	41	0
Dec 1	Mia	0	0	—	—	0	3	1	14	4.7	9	0
Dec 7	@Min	0	0	—	—	0	2	0	13	6.5	13	0
Dec 14	@Ten	0	0	—	—	0	3	3	23	7.7	20	0
Dec 21	NE	0	0	—	—	0	3	1	35	11.7	14	0
Dec 28	@Mia	0	0	—	—	0	4	1	41	10.3	12	0
TOTALS		1	12	12.0	12	0	25	13	199	8.0	41	0

2015 Receiving (New York Jets)

Date	Opp	W/L	P/S	Rec	Yds	Avg	Lg	TD
Sep 13	Cle	W	1/0	0	0	—	—	0
Sep 21	at Ind	W	1/0	0	0	—	—	0
Sep 27	Phi	L	1/1	6	33	5.5	9	1
Oct 4	at Mia	W	1/0	0	0	—	—	0
Oct 18	Was	W	1/0	0	0	—	—	0
Oct 25	at NE	L	1/0	3	27	9.0	12	1
Nov 1	at Oak	L	1/0	4	63	15.8	25	0
Nov 8	Jax	W	1/0	2	22	11.0	11	0
Nov 12	Buf	L	1/0	1	7	7.0	7	0
Nov 22	at Hou	L	1/0	0	0	—	—	0
Nov 29	Mia	W	1/0	0	0	—	—	0
Dec 6	at NYG	W	1/0	0	0	—	—	0
Dec 13	Ten	W	1/0	0	0	—	—	0
Dec 19	at Dal	W	1/0	0	0	—	—	0
Dec 27	NE	W	1/0	0	0	—	—	0
Jan 3	at Buf	L	1/0	0	0	—	—	0
TOTALS			16/1	16	152	9.5	25	2

2015 Returns (New York Jets)

Date	Opp	KR	Yds	Avg	Lg	TD	PR	FC	Yds	Avg	Lg	TD
Sep 13	Cle	0	0	—	—	0	2	0	13	6.5	12	0
Sep 21	@Ind	0	0	—	—	0	0	2	0	—	—	0
Sep 27	Phi	0	0	—	—	0	7	2	69	9.9	19	0
Oct 4	@Mia	0	0	—	—	0	4	2	32	8.0	15	0
Oct 18	Was	0	0	—	—	0	3	2	34	11.3	22	0
Oct 25	@NE	0	0	—	—	0	1	2	6	6.0	6	0
Nov 1	@Oak	0	0	—	—	0	2	0	10	5.0	6	0
Nov 8	Jax	0	0	—	—	0	4	1	42	10.5	16	0
Nov 12	Buf	0	0	—	—	0	4	1	14	3.5	6	0
Nov 22	@Hou	0	0	—	—	0	5	1	39	7.8	13	0
Nov 29	Mia	0	0	—	—	0	6	1	96	16.0	58	0
Dec 6	@NYG	0	0	—	—	0	1	1	-1	-1.0	-1	0
Dec 13	Ten	0	0	—	—	0	3	1	21	7.0	12	0
Dec 19	@Dal	0	0	—	—	0	1	1	7	7.0	7	0
Dec 27	NE	0	0	—	—	0	1	1	8	8.0	8	0
Jan 3	@Buf	0	0	—	—	0	4	1	21	5.3	6	0
TOTALS		0	0	—	—	0	48	19	411	8.6	58	0



DANIEL KILGORE

67

POSITION C

HEIGHT 6-3

WEIGHT 308

COLLEGE APPALACHIAN STATE

BORN 12.18.87 // KINGSFORT, TN // DOBYNS-BENNETT HS, KINGSFORT, TN
6TH YEAR // ACQUIRED D-5 IN '11

AWARDS & HONORS

2012: 2012 Madden Most Valuable Protectors Award, Madden Most Valuable Protectors Award (Week 5), Madden Most Valuable Protectors Award (Week 7), Madden Most Valuable Protectors Award (Week 12)

2016 HIGHLIGHTS

- Part of an offensive line group that helped the 49ers offense rush for 150 yds. and 3 TDs on 42 carries and did not allow a sack on 35 atts. by QB Blaine Gabbert vs. LA (9/12).
- Helped the 49ers offense rush for a season-high 193 yds. on 25 atts. (7.7 avg.) at Mia. (11/27). The team's 7.7 avg. yds. per carry was the highest by the 49ers offense since 12/20/14 vs. SD [355 yds. on 40 atts. (8.9 avg.)]. Additionally, the team's 193 yds. on the ground were the most since 9/14/15 vs. Min. (230 yds.).
- Part of an offensive line group that helped the 49ers offense rush for a season-high 248 yds. on 27 atts. (9.2 avg.) vs. NYJ (12/11). The 248 rushing yds. are most in a game by San Francisco since 12/20/14 (355 rushing yds. vs. SD). The 9.2 yds./carry avg. by the 49ers offense is the 2nd-highest single-game avg. by the team in franchise history [24 atts. for 263 yds. (11.0 avg.) vs. Dallas Texans (10/26/52)]. Behind the 49ers offensive line, RB Carlos Hyde registered a career-high 193 yds. on 17 atts. (11.4 avg.).

GOLDMINE

- Kilgore returned to his hometown of Kingsport, TN to support the 2015 Tribe Games, a series of athletic competitions for special needs kids from bowling to swimming to track and field. Kilgore's heart for special needs kids grew from volunteering in adapted physical education classes in the Watauga County (NC) School System while playing at Appalachian State. Kilgore wasn't just a casual observer at the games either, as he was a coach, motivator, fan and cheerleader for all 85 participating kids.



KILGORE'S GOLDEN NUGGETS

- Following his senior football season at Appalachian State, he stayed in the area to serve as a student-teacher at Hardin Park Elementary School (Boone, NC), working with special-education students in adaptive physical education classes.
- During his time at Appalachian State and with the 49ers, Kilgore spends his off days volunteering his time working with special-education students.

GOLDMINE (CONTINUED)

- While Kilgore was preparing for the NFL Draft in 2011, he was also serving as a student-teacher at Hardin Park Elementary School working with special-education students in adaptive physical education classes. The day following his graduation from Appalachian State, Kilgore hosted a field trip for his special-education students at ASU. The field trip included a tour of the school's athletic facilities, activities in the Sofield Family Indoor Practice Facility, lunch on the club level of the Appalachian Athletics Center and taking in a few innings of the Appalachian State-Western Carolina baseball game. While football is Kilgore's next chapter in life, he aspires to be a coach and special-education teacher following his NFL career. "I'm very happy that I was drafted, but I absolutely love working with these kids," said Kilgore. "I have had a great student-teaching experience and I know when my NFL career is over, I will get to work in another field that I love and that is working with special-education students and coaching."

KILGORE'S CAREER STATISTICS

GAMES/STARTS – 58/23; 2011 (1/0); 2012 (16/0); 2013 (16/0); 2014 (7/7); 2015 (5/3); 2016 (13/13)
POSTSEASON GAMES/STARTS – 6/0; 2011 (0/0); 2012 (3/0); 2013 (3/0)

Additional Statistics:

Fumble–Lost – 1–0: 1–0 in 2016

Milestones:

NFL Debut: vs. Pit. (12/19/11); **First Start:** at Dal. (9/7/14)

KILGORE'S TRANSACTIONS

Originally a 5th–round (163th overall) draft choice by SF in 2011...Re–signed with SF through 2017 on 2/27/14...Placed on the Injured Reserve List on 10/25/14...Placed on the Reserve/Physically Unable to Perform List on 8/31/15...Activated from the Reserve/Physically Unable to Perform List on 12/5/15...Placed on the Injured Reserve List on 12/13/16.

2015

- Played in 5 games (3 starts) after being activated from the Reserve/Physically Unable to Perform List on 12/5.

2014

- Made his first career start at Dal. (9/7).
- Helped pave the way for the 49ers offense to rush for a season-high 218 yds. on 42 atts. (5.2 avg.) vs. Phi. (9/28). Also helped the 49ers offense hold the ball for 42:17, which was the highest time of possession for the team since 11/20/11 vs. Arz. (44:16).
- Part of an offensive line that held the Rams pass rush without a sack at StL (10/13), leading to QB Colin Kaepernick passing for a season-high 343 yds.

2013

- Was part of an offensive line that helped amass the 2nd most total net yds. on opening day in 49ers franchise history with 494 yds. (404 passing yds. and 90 rushing yds.) vs. GB (9/8).
- Helped pave the way for 219 net yds. rushing at StL (9/26). It marked the first time the 49ers had three different RBs score a rushing TD in the same game since 12/2/01 vs. Buf. (Garrison Hearst, Fred Beasley and Paul Smith).
- The offensive line did not allow a sack at Jax. (10/27), marking the first time since 11/25/12 at NO. The 49ers also rushed for 221 yds. and 4 TDs on 38 carries at Jax, the most rushing yds. in a game by the team during the 2013 season. The 4 rushing TDs tied for the most by any team in a game in the NFL in 2013.
- Provided great running lanes for the offense to gain 199 rushing yds. on 30 atts. vs. Atl. (12/23). The 6.6 yds. per carry avg. was team's highest in any game during the 2013 season. It also marked just the second time in the season that the team had three players rush for over 50 yds. (Gore - 97; Kaepernick - 51; Hunter - 51).

2012

- Played in all 16 regular season and 3 postseason games, seeing action as a reserve offensive lineman on goal line and short-yardage packages and on special teams.
- Kilgore and the 49ers O-Line won the 2012 Madden Most Valuable Protectors Award, recognizing the best O-Line in the NFL.

2011

- Made his NFL debut vs. Pit. (12/19).

COLLEGE

Played in 48 games (29 starts) for the Mountaineers, starting 16 games at RG and 13 games at LT. In 2010, was an All-Southern Conference and an All-America honoree. Started all 13 games at LT and anchored an offensive front that only allowed 8 sacks and helped lead Appalachian State to top-10 national ranking in scoring (7th - 34.3 pts./gm.), rushing (8th - 217.4 yds./gm.) and total offense (10th - 430.9 yds./gm.). In 2009, saw reserve action in 12 games after suffering an ankle injury prior to the season opener. As a sophomore, started all 14 games at RG and was part of an offensive line that was the first at ASU since 1989 to feature the same starting offensive line for every game. In 2007, appeared in 9 games (2 starts) and saw extensive action at tight end during Appalachian State's playoff run. Scored a TD in the national championship game vs. Delaware when he recovered a fumble in the end zone. Redshirted in 2006.

PERSONAL

- Attended Dobyns-Bennett (Kingsport, TN) HS and was a three-year starter at center, earning first-team 6A all-state honors as a senior.
- Excelled in the classroom as a member of Appalachian State's academic honor roll.
- Born Daniel Ray Kilgore (12/18/87) in Kingsport, TN.
- Majored in physical education and adaptive physical education.

INJURY REPORT

- 2014:** Placed on the Injured Reserve List on 10/25 with a leg injury.
- 2015:** Placed on the Reserve/Physically Unable to Perform List on 8/31.
- 2016:** Placed on the Injured Reserve List on 12/13 with a knee injury.



THAD LEWIS

9

POSITION QB

HEIGHT 6-2

WEIGHT 219

COLLEGE DUKE

BORN 11.19.87 // HIALEAH, FL // HIALEAH-MIAMI LAKES HS, HIALEAH, FL
4TH YEAR // ACQUIRED FA IN '16

GOLDMINE

- Beginning in 2012, Lewis has hosted an annual football and cheer clinic in his hometown of Opa-locka, FL, where 5th through 8th grade boys can learn the game of football while girls of all ages participate in the cheerleading clinic. For Lewis, the camp is to not only help the youth enhance their on-field skills, but also to provide an example of the possibilities if you maintain focus, discipline and commitment while working hard on and off the field. "I believe the Football Clinic extends their options and helps them understand the importance of education, character and good behavior," said Lewis during the inaugural camp.

LEWIS' GOLDEN NUGGETS

- Originally an undrafted free agent in 2010, Lewis has spent time with the St. Louis Rams, Cleveland Browns, Buffalo Bills, Houston Texans and Philadelphia Eagles during his career.
- Annually hosts a football clinic for 5th through 8th grade students in his hometown of Opa-locka, FL, to provide an example for the youth of what will happen if you focus and work hard on and off the field.

LEWIS' CAREER STATISTICS

YEAR	TEAM	GP	GS	PASSING										RUSHING				
				ATT	CMP	PCT	YDS	TD	INT	LG	SK	LST	RTG	ATT	YDS	AVG	LG	TD
2010	STL	0	0	0	0	—	0	0	0	—	0	0	—	0	0	—	—	0
2011	CLE	0	0	0	0	—	0	0	0	—	0	0	—	0	0	—	—	0
2012	CLE	1	1	32	22	68.8	204	1	1	23	3	14	83.3	1	3	3.0	3	0
2013	BUF	6	5	157	93	59.2	1,092	4	3	57	18	100	81.0	24	52	2.2	8	1
2014	HOU	0	0	0	0	—	0	0	0	—	0	0	—	0	0	—	—	0
2015	PHI	0	0	0	0	—	0	0	0	—	0	0	—	0	0	—	—	0
2016	SF	—	—	—	—	—	INJURED RESERVE (Knee)					—	—	—	—	—	—	—
TOTALS		7	6	189	115	60.8	1,296	5	4	57	21	114	81.4	25	55	22	8	1

Additional Statistics:

Fumbles—Lost — 7—3: 7—3 in 2013

Milestones:

NFL Debut: at Pit. (12/30/12); **First Career Start:** at Pit. (12/30/12); **First Passing TD:** at Pit. (12/30/12 — 7-yd. pass to WR Greg Little); **First Rushing TD:** vs. Cin. (10/13/13 — 3-yd. TD)

LEWIS' CAREER HIGHS

Passes Attempted: 39 at NO (10/27/13)
Completions: 22 (2 times) Last at NO (10/27/13)
Completion Percentage: 68.8 (22 of 32) at Pit. (12/30/12)
Passing Yards: 247 at NE (12/29/13)
Long Pass: 57 vs. Mia. (12/22/13)

QB Rating: 100.5 vs. Cin. (10/13/13)
Passing Touchdowns: 2 vs. Cin. (10/13/13)
Rushes: 8 vs. Mia. (12/22/13)
Rushing Yards: 17 vs. Cin. (10/13/13)
Long Rush: 8 at Mia. (10/20/13)

LEWIS' TRANSACTIONS

Originally signed as an undrafted free agent by StL on 4/25/10...Waived by StL 9/18/10...Signed to StL practice squad on 9/21/10...Signed Reserve/Future contract with StL on 1/4/11...Waived by StL on 9/3/11...Claimed off waivers by Cle. on 9/4/11...Waived by Cle. on 10/11/12...Signed to Cle. practice squad on 10/13/12...Promoted to Cle. active roster on 12/24/12...Waived by Cle. on 5/23/13...Claimed off waivers by Det. on 5/28/13...Traded to Buf. on 8/25/13...Waived by Buf. on 8/31/13...Signed to Buf. practice squad on 9/1/13...Promoted to Buf. active roster on 10/7/13...Waived by Buf. on 8/26/14...Signed by Hou. on 11/16/14...Waived by Hou. on 3/9/15...Signed a one-year contract with Cle. on 3/12/15...Waived by Cle. on 9/5/15...Signed by Phi. on 9/21/15...Signed a one-year contract with SF on 3/10/16...Placed on the Injured Reserve List on 8/16/16.

2015 (PHILADELPHIA/CLEVELAND)

- Signed with Cleveland on March 12, 2015 and was released on September 5, 2015. Signed by Philadelphia on September 21, 2015 and spent the final 15 weeks of the season on the Eagles 53-man roster but did not play.

2014 (HOUSTON/BUFFALO)

- Released by Buffalo on August 26, 2014 and was later signed by Houston on November 16, 2014. Spent the final five weeks of the season on the Texans 53-man roster but did not play.

2013 (BUFFALO/DETROIT/CLEVELAND)

- Appeared in 6 games (5 starts) with Buffalo, completing 93 of 157 atts. for 1,092 yds. and 4 TDs for a passer rating of 81.0. Also added 24 carries for 52 yds. and 1 TD rushing.
- Traded to Buffalo from Detroit on August 25, 2013, where he signed to the team's practice squad on September 1, 2013 and was promoted to the active roster on October 7, 2013.
- After being waived by Cleveland on May 23, 2013, was claimed off waivers by Detroit on May 28, 2013.

2012 (CLEVELAND)

- Made his NFL debut at Pit. (12/30) and completed 22 of 32 atts. for 204 yds. and 1 TD for a passer rating of 83.3.

2011 (CLEVELAND/ST. LOUIS)

- Was waived by St. Louis on September 3, 2011 and claimed off waivers by Cleveland the following day. Spent the entire season on the Browns' 53-man roster but did not play.

2010 (ST. LOUIS)

- Spent the entire season on the team's practice squad after originally signing with the Rams on April 4, 2010.

COLLEGE

Attended Duke University (2006-09) and set school records for passing yards (10,065), passing touchdowns (67) and completions (877). As a senior in 2009, started all 12 games and completed 274 of 449 atts. for 3,330 yds. and 20 TDs while adding a team-high 4 rushing TDs. In 2008, started 11 games as a junior and completed 224 of 361 atts. for 2,171 yds. and set the school record for TD-to-INT ratio with 15 TDs to just 6 INTs. As a sophomore, started all 12 games and completed 199 of 360 atts. for 2,430 yds. and 21 TDs. Started 11 games as a freshman and established school single-season freshman records for pass completions (180), pass atts. (340), passing yds. (2,134), total offensive yds. (2,060), total offensive plays (439), pass efficiency (106.93), 100-yd. passing games (10), 200-yd. passing games (5), games with 20+ pass completions (4) and average yds. per pass att. (6.28).

PERSONAL

- Attended Haileah-Miami Lakes (FL) HS, where he passed for 1,237 yds. and 12 touchdowns as a senior while leading the team to the state playoffs.
- Born Thaddeus Cowan Lewis (11/19/87) in Opa-locka, FL.

INJURY REPORT

2016: Placed on the Injured Reserve List on 8/16 with a knee injury.

LEWIS' GAME-BY-GAME

Only games Lewis has appeared in on offense are listed

2012 (Cleveland)

Date	Opp	W/L	P/S	Att	Cmp	Pct	Yds	TD	Int	Lg	Sk/Yds	Rtg	Rsh	Yds	TD	Total Net Yds.	Pct. Offense
Dec 30	at Pit	L	1/1	32	22	68.8	204	1	1	23	3/14	83.3	1	3	0	193	61.6
TOTALS			1/1	32	22	68.8	204	1	1	23	3/14	83.3	1	3	0	193	3.8

2013 (Buffalo)

Date	Opp	W/L	P/S	Att	Cmp	Pct	Yds	TD	Int	Lg	Sk/Yds	Rtg	Rsh	Yds	TD	Total Net Yds.	Pct. Offense
Oct 13	Cin	L	1/1	32	19	59.4	216	2	0	47	5/24	100.5	7	17	1	209	64.9
Oct 20	at Mia	W	1/1	32	21	65.6	202	0	1	30	4/24	70.1	5	13	0	191	71.3
Oct 27	at NO	L	1/1	39	22	56.4	234	1	1	26	4/23	72.0	2	5	0	216	72.2
Dec 1	Atl	L	1/0	0	0	—	0	0	0	—	0/0	—	0	0	0	0	0.0
Dec 22	Mia	W	1/1	25	15	60.0	193	0	1	57	1/6	67.6	8	13	0	200	51.3
Dec 29	at NE	L	1/1	29	16	55.2	247	1	0	41	4/23	95.0	2	4	0	228	58.0
TOTALS			6/5	157	93	59.2	1,092	4	3	57	18/100	81.0	24	52	1	1,044	19.3



AARON LYNCH

59

POSITION LB

HEIGHT 6-6

WEIGHT 270

COLLEGE SOUTH FLORIDA

BORN 3.8.93 // CAPE CORAL, FL // ISLAND COAST HS, CAPE CORAL, FL
3RD YEAR // ACQUIRED D-5A IN '14

2016 HIGHLIGHTS

- Took down Buccaneers QB Jameis Winston for a 4-yd. loss vs. TB (10/23), marking his first sack of the season.
- Combined with DL Ronald Blair to sack QB Bryce Petty vs. NYJ (12/11).
- Part of a 49ers defense that allowed 177 net yds. (99 rush, 78 pass) at LA (12/24), the fewest given up by the 49ers defense in a single game since 11/19/12 vs. Chi. (143; 85 rush, 58 pass).

GOLDMINE

- Lynch draws his passion for the game from his mother, who had a much more difficult task than competing in football. "She was a single mom for 20 years. I learned a lot of morals and values from my mother." As the oldest of three children, Lynch was forced to grow up quickly.

LYNCH'S GOLDEN NUGGET

- Notes his grandfather's passing as the reason he strives to be the best football player he can be. "It made me want to work harder, push myself harder." He wants to carry himself in a manner that his grandfather would be proud of.

LYNCH'S GAME-BY-GAME

2016

Date	Opp	W/L	P/S	Tot	Sol	Ast	Sk	Yds	Int	Yds	PD	FF	FR	Yds
Sep 12	LA	W	—	—	—	—	—	—	—	—	—	—	—	—
Sep 18	at Car	L	—	—	—	—	—	—	—	—	—	—	—	—
Sep 25	at Sea	L	—	—	—	—	—	—	—	—	—	—	—	—
Oct 2	Dal	L	—	—	—	—	—	—	—	—	—	—	—	—
Oct 6	Arz	L	1/1	2	2	0	0.0	0.0	0	0	0	0	0	0
Oct 16	at Buf	L	1/1	0	0	0	0.0	0.0	0	0	0	0	0	0
Oct 23	TB	L	1/1	3	2	1	1.0	4.0	0	0	0	0	0	0
Nov 6	NO	L	—	—	—	—	—	—	—	—	—	—	—	—
Nov 13	at Arz	L	—	—	—	—	—	—	—	—	—	—	—	—
Nov 20	NE	L	—	—	—	—	—	—	—	—	—	—	—	—
Nov 27	at Mia	L	—	—	—	—	—	—	—	—	—	—	—	—
Dec 4	at Chi	L	—	—	—	—	—	—	—	—	—	—	—	—
Dec 11	NYJ	L	1/0	1	1	0	0.5	2.5	0	0	0	0	0	0
Dec 18	at Atl	L	1/0	3	3	0	0.0	0.0	0	0	0	0	0	0
Dec 24	at LA	W	1/0	0	0	0	0.0	0.0	0	0	0	0	0	0
Jan 1	Sea													
TOTALS			6/3	9	8	1	1.5	6.5	0	0	0	0	0	0

LYNCH'S CAREER STATISTICS

YEAR	TEAM	GP	GS	TACKLES				YDS	INT	INTERCEPTIONS				PD	FUMBLES		
				TOT	SOL	AST	SACKS			YDS	LG	TD	PD		FF	FR	YDS
2014	SF	16	3	23	18	5	6.0	39.0	0	0	—	0	4	0	0	0	0
2015	SF	14	13	46	37	9	6.5	50.5	0	0	—	0	3	0	0	0	0
2016	SF	6	5	9	8	1	1.5	6.5	0	0	—	0	0	0	0	0	0
TOTALS		36	21	78	63	15	14.0	94.0	0	0	—	0	7	0	0	0	0

Additional Statistics:

Blocked Punt — 1: 2014 (1)

Milestones:

NFL Debut: at Dal. (9/7/14); First Start: at NO (11/9/14); First Sack: at Den. (10/19/14 — QB Peyton Manning); Multi-Sack Games: 2, Last vs. Sea. (10/22/15 — 2.0; QB Russell Wilson)

LYNCH'S CAREER HIGHS

Total Tackles: 6 vs. Sea. (10/22/15)

Solo: 5 at Arz. (9/27/15)

Assists: 3 vs. Sea. (10/22/15)

Passes Defensed: 1 (7 times) Last vs. Arz. (11/29/15)

Sacks: 2.0 (2 times) Last vs. Sea. (10/22/15)

LYNCH'S TRANSACTIONS

Originally the first of two 5th-round (150th overall) draft choices by SF in 2014...Placed on the Reserve/Suspended List on 9/3/16....Placed on the Exempt List on 10/3/16...Activated from the Exempt List on 10/6/16.

2015

- Played in 14 games (13 starts) and set career-highs with 46 tackles and 6.5 sacks.
- Registered a sack of Vikings QB Teddy Bridgewater, the seventh of his career, on fourth down late in the 4th qtr. to seal the victory vs. Min. (9/14).
- Recorded the first multi-sack game of his career vs. GB (10/4/15), taking down Packers QB Aaron Rodgers twice for a total of 15-yds.

2014

- Played in 16 games (3 starts) and registered 23 tackles, 6.0 sacks and 4 PDs. His 6.0 sacks on the season ranked 3rd in the NFL among rookies [StL DT Aaron Donald - 8.0; Ind. LB Jonathan Newsum - 6.5].
- On the first series of the game vs. Chi. (9/14), blocked a punt by Bears P Patrick O'Donnell, giving the 49ers the ball at the Bears 8-yard line. The blocked punt led to a 3-yd. TD pass from QB Colin Kaepernick to WR Michael Crabtree.
- Registered his first career sack at Den. (10/19), dropping Broncos QB Peyton Manning for a 7-yd. loss.

COLLEGE

Played in 24 games (16 starts) and totaled 63 tackles, 11.5 sacks, 1 FF, 1 FR, 19.5 TFLs and 3 PDs during his collegiate career. In 2013 at the University of South Florida, earned First-Team All-AAC honors after playing in 12 games (10 starts), and recording 30 tackles, a team-leading 6.0 sacks and 12.5 TFLs, 1 FR and 1 PD. In 2012, red-shirted after transferring from Notre Dame. As a true freshman for the Irish, earned Freshman First-Team All-America honors. Played in 12 games (6 starts), and totaled 33 tackles, 5.5 sacks, 1 FF, 7 TFLs and 2 PDs.

PERSONAL

- Attended Island Coast (Cape Coral, FL) HS where he was selected to first-team all-state, *Florida Times-Union* Super 75 squad, Florida Athletic Coaches Association Division 16 team and *Fort Myers News-Press* All-Area.
- Ranked as the 3rd best DE and 15th best prospect overall in the ESPN 150 rankings while at Island Coast HS.
- Majored in interdisciplinary social science.
- Born Aaron Lynch (3/8/93) in Cape Coral, FL.

INJURY REPORT

2015: Inactive at Cle. (12/13) and vs. Cin. (12/20) with a concussion.

2016: Inactive 5 games [vs. NO (11/6), at Arz. (11/13), vs. NE (11/20), at Mia. (11/27) and at Chi. (12/4)] with an ankle injury.

LYNCH'S GAME-BY-GAME

2014															2015														
Date	Opp	W/L	P/S	Tot	Sol	Ast	Sk	Yds	Int	Yds	PD	FF	FR	Yds	Date	Opp	W/L	P/S	Tot	Sol	Ast	Sk	Yds	Int	Yds	PD	FF	FR	Yds
Sep 7	at Dal	W	1/0	1	0	1	0.0	0.0	0	0	1	0	0	0	Sep 14	Min	W	1/0	5	4	1	1.0	14.0	0	0	1	0	0	0
Sep 14	Chi	L	1/0	0	0	0	0.0	0.0	0	0	0	0	0	0	Sep 20	at Pit	L	1/1	1	1	0	0.0	0.0	0	0	0	0	0	0
Sep 21	at Arz	L	1/0	0	0	0	0.0	0.0	0	0	0	0	0	0	Sep 27	at Arz	L	1/1	5	5	0	0.0	0.0	0	0	0	0	0	0
Sep 28	Phi	W	1/0	1	1	0	0.0	0.0	0	0	0	0	0	0	Oct 4	GB	L	1/1	4	4	0	2.0	15.0	0	0	0	0	0	0
Oct 5	KC	W	1/0	0	0	0	0.0	0.0	0	0	1	0	0	0	Oct 11	at NYG	L	1/1	3	1	2	0.0	0.0	0	0	0	0	0	0
Oct 13	at StL	W	1/0	1	1	0	0.0	0.0	0	0	0	0	0	0	Oct 18	Bal	W	1/1	5	3	2	0.0	0.0	0	0	1	0	0	0
Oct 19	at Den	L	1/0	1	1	0	1.0	7.0	0	0	0	0	0	0	Oct 22	Sea	L	1/1	6	3	3	2.0	11.0	0	0	0	0	0	0
Nov 2	StL	L	1/0	1	1	0	1.0	3.0	0	0	1	0	0	0	Nov 1	at StL	L	1/1	1	1	0	0.0	0.0	0	0	0	0	0	0
Nov 9	at NO	W	1/1	5	4	1	0.0	0.0	0	0	1	0	0	0	Nov 8	Atl	W	1/1	3	3	0	1.0	9.0	0	0	0	0	0	0
Nov 16	at NYG	W	1/1	3	2	1	1.0	9.0	0	0	0	0	0	0	Nov 22	at Sea	L	1/1	4	4	0	0.5	1.5	0	0	0	0	0	0
Nov 23	Was	W	1/0	3	2	1	1.0	3.0	0	0	0	0	0	0	Nov 29	Arz	L	1/1	3	3	0	0.0	0.0	0	0	1	0	0	0
Nov 27	Sea	L	1/0	4	4	0	1.0	8.0	0	0	0	0	0	0	Dec 6	at Chi	W	1/1	3	3	0	0.0	0.0	0	0	0	0	0	0
Dec 7	at Oak	L	1/0	0	0	0	0.0	0.0	0	0	0	0	0	0	Dec 13	at Cle	L	—	—	INACTIVE (Concussion)			—	—	—	—	—	—	—
Dec 14	at Sea	L	1/0	1	0	1	0.0	0.0	0	0	0	0	0	0	Dec 20	Cin	L	—	—	INACTIVE (Concussion)			—	—	—	—	—	—	—
Dec 20	SD	L	1/1	0	0	0	0.0	0.0	0	0	0	0	0	0	Dec 27	at Det	L	1/1	1	1	0	0.0	0.0	0	0	0	0	0	0
Dec 28	Arz	W	1/0	2	2	0	1.0	9.0	0	0	0	0	0	0	Jan 3	StL	W	1/1	2	1	1	0.0	0.0	0	0	0	0	0	0
TOTALS		16/3		23	18	5	6.0	39.0	0	0	4	0	0	0	TOTALS		14/13		46	37	9	6.5	50.5	0	0	3	0	0	0



MARCUS MARTIN

66

POSITION C

HEIGHT 6-3

WEIGHT 321

COLLEGE SOUTHERN CALIFORNIA

BORN 11.29.93 // LOS ANGELES, CA // CRENSHAW HS, LOS ANGELES, CA
3RD YEAR // ACQUIRED D-3A IN '14

2016 HIGHLIGHTS

- Part of an offensive line group that helped the 49ers offense rush for 150 yds. and 3 TDs on 42 carries and did not allow a sack on 35 atts. by QB Blaine Gabbert vs. LA (9/12).
- Made his first start of the season at right guard and was part of an offensive line group that helped the 49ers offense rush for a season-high 248 yds. on 27 atts. (9.2 avg.) vs. NYJ (12/11). The 248 rushing yds. are most in a game by San Francisco since 12/20/14 (355 rushing yds. vs. SD). The 9.2 yds./carry avg. by the 49ers offense is the 2nd-highest single-game avg. by the team in franchise history [24 atts. for 263 yds. (11.0 avg.) vs. Dallas Texans (10/26/52)]. Behind the 49ers offensive line, RB Carlos Hyde registered a career-high 193 yds. on 17 atts. (11.4 avg.).

GOLDMINE

- One particular charitable organization caught the attention of Martin back in college - "The Starkey Foundation is an organization that creates hearing aids for kids that are deaf. They go around the country and also out of the states." The Foundation uses hearing, "as a vehicle to reflect caring and sharing and improve the lives of individuals, families and communities around the world."
- Martin grew up in a large family with two brothers and two sisters. Despite being the youngest of five children, he is the first member of his family to go to college. Martin credits two of his family members in particular for making him the man he is today, "Having the guidance and the leadership that I had from my brother and my father, they kept me off the streets, they kept me from doing everything that was wrong and doing positive things."



MARTIN'S GOLDEN NUGGETS

- Started all 22 games in which he has appeared in through his first two seasons.
- Served as a team captain and earned First-Team All-Pac-12 recognition in 2013 at USC.

GOLDMINE (CONTINUED)

- Martin has a passion for charity work and believes in giving back. He has big plans for community work in his hometown of Crenshaw, CA. "I plan on opening up my non-profit and I want to help as many people as I can, touch as many lives as I can," explained Martin. "Coming from where I come from, there's not a lot of hope. So, if I can do anything, I'll pass on some words of advice to the youngsters." He continued, "It's a non-profit that's going to facilitate tutoring and mentorship and kind of act as a safe haven for kids to come after school."

MARTIN'S CAREER STATISTICS

GAMES/STARTS – 27/24; 2014 (8/8); 2015 (14/14); 2016 (5/2)

Milestones:

NFL Debut: vs. StL (11/3/14); First Start: vs. StL (11/3/14)

MARTIN'S TRANSACTIONS

Originally the first of three 3rd-round (70th overall) draft choices by SF in 2014.

2015

- Part of an offensive line group that helped the team rush for 230 total yds. vs. Min (9/14), the most in franchise history during a season opening game. The O-Line helped pave the way for RB Carlos Hyde as he rushed for a NFL Week 1-high of 168 yds. and 2 TDs.
- The 49ers offensive line did not allow a sack on 25 atts. by QB Blaine Gabbert vs. Atl. (11/8), as the team ran for 133 yds. rushing. It marked the first time the 49ers did not allow a sack in a game since 10/13/14 at StL (36 atts.).

2014

- Made his NFL debut and first career start vs. StL (11/2).
- Part of an O-Line that led the way for the team to rush for a franchise record 355 yds. vs. SD (12/20). The 355 rushing yds. were the most by any team in the NFL since 11/4/07 (Min. - 378 yds. rushing vs. SD).

COLLEGE

Played in 38 games (33 starts - 20 at G and 13 at C) for the Trojans before forgoing his senior season to enter the 2014 NFL Draft. As a junior in 2013, named a team captain, earned consensus First-Team All-Pac-12 honors and was selected the Trojans Offensive Lineman of the Year. Started 13 games at center, helping the ground game register 2,419 yds. and 29 TDs, which was more rushing TDs than the previous two seasons combined (24). Started 10 games at left guard during the 2012 season, as the offensive line ranked 1st in the Pac-12 with only 17.0 sacks allowed. As a true freshman, started 10 contests at left guard, becoming the first true freshman to start at offensive guard for USC since Jeff Byers started four games in 2004. Selected as a First-Team Freshman All-American by *The Sporting News*, CBSSports.com, *College Football News* and FoxSportsNext.com.

PERSONAL


- Majored in American studies and ethnicity (African American studies).
- Attended Crenshaw (Los Angeles, CA) HS where he earned Super Prep All-Farwest, Prep Star All-West, *Long Beach Press Telegram* Best in the West of the Rest, *Tacoma News Tribune* Western 100, Max Preps First-Team All-State Division I, SectionSports.com Second-Team All-State, All-L.A. City Offensive Lineman of the Year and *Los Angeles Times* All-Star honors as a senior offensive tackle.
- Also helped Crenshaw HS win the 2009 Los Angeles City Division I title in his first year as a starter at offensive guard.
- His cousin, Tony Washington, played DE at Oregon and signed with the Houston Texans as an undrafted free agent in 2015.

INJURY REPORT

2014: Inactive at Dal. (9/7), vs. Chi. (9/14), at Arz. (9/21), vs. Phi. (9/28) and vs. KC (10/5) with a knee injury. Inactive at Sea. (12/14) with a knee injury.

2015: Inactive at Det. (12/27) and vs. StL (1/3/16) with a concussion.

2016: Inactive at LA (12/24) with an ankle injury.



VANCE McDONALD

89

POSITION TE | HEIGHT 6-4 | WEIGHT 267 | COLLEGE RICE

BORN 6.13.90 // WINNIE, TX // EAST CHAMBERS HS, WINNIE, TX
4TH YEAR // ACQUIRED D-2B IN '13

AWARDS & HONORS

2015: 49ers Community Service Family Award (Co-Recipient)

2016 HIGHLIGHTS

- Started all 11 games in which he appeared and registered 24 recpts. with career-highs in rec. yds. (391) and TDs (4).
- Hauled in an 8-yd. TD pass from QB Blaine Gabbert vs. LA (9/12), the 4th TD recept. of his career.
- Scored on a career-long 75-yd. TD recept. at Car. (9/18), marking the second-longest TD recept. by a TE in franchise history [TE Ted Kwalick - 81-yd. TD recept. vs. NO (10/22/72)].
- Notched 3 recpts. for 84 yds. and 1 TD vs. NO (11/6), a 65-yd. TD recept. from QB Colin Kaepernick. He is only the fourth TE since the merger in 1970, and the first since 1997, to register two TD recpts. of 65 yds.-or-more in the same season.

TIGHT ENDS WITH TWO 65 YARDS-OR-MORE TD RECEPTS. IN SAME SEASON

Player	Date	Opp.	Yds.	Date	Opp.	Yds.
Vance McDonald (SF)	9/18/16	at Car.	75t	11/6/16	vs. NO	65t
Shannon Sharpe (Den.)	9/28/97	at Atl.	65t	12/21/97	vs. SD	68t
Rodney Holman (Cin.)	11/13/89	at Hou.	73t	12/25/89	at Min.	65t
Rich Caster (NYJ)	9/24/72	at Bal.	79t	9/24/72	at Bal.	80t

- With 84 rec. yds. vs. NO (11/6), combined with WR Quinton Patton (106 yds.), RB DuJuan Harris (83 yds.) and TE Garrett Celek (76 yds.) to mark the first time in franchise history that the team had four players with 75 rec. yds.-or-more in a single game.
- Recorded 3 recpts. for 46 yds. and 1 TD vs. NE (11/20), an 18-yd. TD pass from QB Colin Kaepernick to give him a new single-season career-high 4 TD recpts. on the year.

GOLDMINE

- Along with fellow 49ers TE Garrett Celek and DT Tank Carradine, McDonald visited Haiti in conjunction with Convoy of Hope, working together to teach healthy eating habits and sustainable agriculture techniques to local families. The players also visited an orphanage and local schools to spend time with under-privileged youth. "What I've seen here is just the impact everyone can have. We truly can come together and make a difference for people."



McDONALD'S GOLDEN NUGGETS

- Signed a five-year extension through the 2021 season with the 49ers in December of 2016.
- Named a co-recipient of the 49ers Community Service Family Award in 2015 along with his wife, Kendi.
- Hosted a charity event in June of 2015 featuring all 49ers tight ends with proceeds going to the Nicaragua Mission Trip team.
- Spent his draft day at home in Winnie, TX, with his family and closest family friends. "It was a big thing for the small town," he said.

McDONALD'S GAME-BY-GAME

2016

Date	Opp	W/L	P/S	Rec	Yds	Avg	Lg	TD
Sep 12	LA	W	1/1	2	14	7.0	8t	1
Sep 18	at Car	L	1/1	1	75	75.0	75t	1
Sep 25	at Sea	L	1/1	2	4	2.0	2	0
Oct 2	Dal	L	—	—	INACTIVE (Hip)	—	—	—
Oct 6	Arz	L	—	—	INACTIVE (Hip)	—	—	—
Oct 16	at Buf	L	1/1	2	25	12.5	19	0
Oct 23	TB	L	1/1	1	24	24.0	24	0
Nov 6	NO	L	1/1	3	84	28.0	65t	1
Nov 13	at Arz	L	1/1	4	50	12.5	32	0
Nov 20	NE	L	1/1	3	46	15.3	24	1
Nov 27	at Mia	L	1/1	4	60	15.0	35	0
Dec 4	at Chi	L	1/1	2	9	4.5	5	0
Dec 11	NYJ	L	1/1	0	0	—	—	0
PLACED ON INJURED RESERVE (Shoulder) ON 12/12								
TOTALS				11/11	24	391	16.3	75t 4

Special Teams Tackles: 1

GOLDMINE (CONTINUED)

- Growing up, McDonald spent a lot of his time at the Drake Plantation in Winnie, a large open land full of wildlife such as ducks, geese and deer, which his uncle owned. He went fishing, caught crawfish and rode four-wheelers. "I loved just being an outdoorsman," he said. "It's a big agricultural town."
- McDonald grew up in Winnie, Texas, which was discovered to have a large oilfield and currently has about 3,500 residents. "We have three stop lights and any fast food restaurant you can possibly imagine and a bunch of hotels," McDonald said to describe Winnie. "It's a place for truckers to stop off and get some rest and a bite to eat driving off to Louisiana. The whole town is just one highway. Everyone knows everyone's business."

MCDONALD'S CAREER STATISTICS

YEAR	TEAM	GP	GS	RECEIVING					RUSHING				
				NO	YDS	AVG	LG	TD	ATT	YDS	AVG	LG	TD
2013	SF	15	4	8	119	14.9	25	0	0	0	—	—	0
2014	SF	8	4	2	30	15.0	21	0	0	0	—	—	0
2015	SF	14	11	30	326	10.9	36	3	0	0	—	—	0
2016	SF	11	11	24	391	16.3	75t	4	0	0	—	—	0
TOTALS		48	30	64	866	13.5	75t	7	0	0	—	—	0

PLAYOFFS

YEAR	TEAM	GP	GS	RECEIVING					RUSHING				
				NO	YDS	AVG	LG	TD	ATT	YDS	AVG	LG	TD
2013	SF	3	0	1	13	13.0	13	0	0	0	—	—	0
TOTALS		3	0	1	13	13.0	13	0	0	0	—	—	0

Additional Statistics:

Fumble – Lost – 1–1: 1–1 in 2014

Special Teams Tackles – 5: 2015 (4); 2016 (1)

Own Fumble Recoveries – 1: 1 in 2015

Milestones:

NFL Debut: vs. GB (9/8/13); **First Start:** vs. Ind. (9/22/13); **First Reception:** vs. GB (9/8/13 – 25–yd. pass from QB Colin Kaepernick); **First TD Reception:** at Sea. (11/22/15 – 19–yd. pass from QB Blaine Gabbert)

MCDONALD'S CAREER HIGHS

Receptions: 7 vs. Arz. (11/29/15); Postseason – 1 at Sea. (1/19/14)

Receiving Yards: 84 vs. NO (11/6/16); Postseason – 13 at Sea. (1/19/14)

Long Reception: 75t at Car. (9/18/16); Postseason – 13 at Sea. (1/19/14)

Touchdowns: 1 (7 times) Last vs. NE (11/20/16)

MCDONALD'S TRANSACTIONS

Originally the second of two 2nd–round (55th overall) draft choices by SF in 2013...Placed on the Injured Reserve List on 12/9/14...Signed a five–year extension with SF through 2021 on 12/9/16...Placed on the Injured Reserve List on 12/12/16.

2015

- Set career highs with 30 receipts. for 326 yds. and 3 TDs on the season.
- Recorded 4 receipts. for 65 yds. and the first TD of his NFL career at Sea. (11/22), on a 19-yd. pass from QB Blaine Gabbert. He also registered a career-long 36-yd. receipt.
- Registered a career-high 6 receipts. for 71 yds. and 1 TD vs. Arz. (11/29). He registered TD receipts. in back-to-back games for the first time in his career.

2014

- Played in 8 games (4 starts) and notched 2 receipts. for 30 yds.

2013

- Appeared in 15 games (4 starts) and tallied 8 receipts. for 119 yds.

COLLEGE

Played in 42 games (28 starts) for the Owls, where he finished his career ranked 6th in school history with 119 receipts., 7th with 1,504 rec. yds. and t-5th with 15 TDs. As a senior, was a consensus First-Team All-Conference USA selection, serving as a captain. Started all 10 games he appeared in, recording 36 receipts. for 458 yds. and 2 TDs. In 2011, earned First-Team All-Conference USA honors. Played in 12 games (11 starts) and led the team with 43 receipts. for 532 yds. and 5 TDs. As a sophomore, earned the George R. Brown Award, given to the Owls top receiver. Played in 10 games (6 starts) and tallied 28 receipts. for 396 yds. and 8 TDs. Joined the Rice football team as a walk-on, in 2009, and earned Conference USA All-Freshman honors. Played in 10 games (1 start) and notched 12 receipts. for 118 yds.

PERSONAL

- Attended East Chambers (Winnie, TX) HS and earned All-District 24-2A and All-Region III honors as a senior.
- Also lettered in basketball, where he earned first-team all-district honors as a senior.
- Member of the National Honor Society, where he served as treasurer.
- Born Vance Coman McDonald (6/13/90) in Beaumont, TX.
- Majored in kinesiology.
- Married to Kendi Davis, after the two met in high school. He proposed to Kendi at sunset on May 20, 2013, on the Golden Gate Bridge. The couple welcomed their first son, Coman Kayle, in July of 2016.

INJURY REPORT

2013: Inactive at TB (12/15) with an ankle injury.

2014: Inactive at Arz. (9/21) and vs. Phi. (9/28) with a knee injury. Inactive vs. Was. (11/23), vs. Sea. (11/27) and at Oak. (12/7) with a back/hip injury before being placed on the Injured Reserve List on 12/9.

2015: Inactive at Arz. (9/27) with a knee injury. Inactive at Cle. (12/13) with a concussion.

2016: Inactive vs. Dal. (10/2) and vs. Arz. (10/6) with a hip injury. Placed on the Injured Reserve List on 12/12 with a shoulder injury.

MCDONALD'S GAME-BY-GAME

2013									2015								
Date	Opp	W/L	P/S	Rec	Yds	Avg	Lg	TD	Date	Opp	W/L	P/S	Rec	Yds	Avg	Lg	TD
Sep 8	GB	W	1/0	1	25	25.0	25	0	Sep 14	Min	W	1/1	1	5	5.0	5	0
Sep 15	at Sea	L	1/0	1	19	19.0	19	0	Sep 20	at Pit	L	1/1	0	0	—	—	0
Sep 22	Ind	L	1/1	1	6	6.0	6	0	Sep 27	at Arz	L	—	—	INACTIVE (Knee)			—
Sep 26	at StL	W	1/1	1	9	9.0	9	0	Oct 4	GB	L	1/0	1	7	7.0	7	0
Oct 6	Hou	W	1/0	0	0	—	—	0	Oct 11	at NYG	L	1/1	2	9	4.5	6	0
Oct 13	Arz	W	1/0	1	7	7.0	7	0	Oct 18	Bal	W	1/0	1	10	10.0	10	0
Oct 20	at Ten	W	1/0	1	20	20.0	20	0	Oct 22	Sea	L	1/0	1	1	1.0	1	0
Oct 27	at Jax	W	1/0	0	0	—	—	0	Nov 1	at StL	L	1/1	1	13	13.0	13	0
Nov 10	Car	L	1/0	0	0	—	—	0	Nov 8	Atl	W	1/1	2	19	9.5	13	0
Nov 17	at NO	L	1/0	1	10	10.0	10	0	Nov 22	at Sea	L	1/1	4	65	16.3	36	1
Nov 25	at Was	W	1/0	1	23	23.0	23	0	Nov 29	Arz	L	1/1	6	71	11.8	20	1
Dec 1	StL	W	1/0	0	0	—	—	0	Dec 6	at Chi	W	1/1	2	18	9.0	12	0
Dec 8	Sea	W	1/1	0	0	—	—	0	Dec 13	at Cle	L	—	—	INACTIVE (Concussion)			—
Dec 15	at TB	W	—	—	INACTIVE (Ankle)			—	Dec 20	Cin	L	1/1	1	10	10.0	10	0
Dec 23	Atl	W	1/1	0	0	—	—	0	Dec 27	at Det	L	1/1	5	61	12.2	26	1
Dec 29	at Arz	W	1/0	0	0	—	—	0	Jan 3	StL	W	1/1	3	37	12.3	24	0
TOTALS			15/4	8	119	14.9	25	0	TOTALS			14/11	30	326	10.9	36	3

2013 Postseason

Date	Opp	W/L	P/S	Rec	Yds	Avg	Lg	TD
Jan 5	at GB	W	1/0	0	0	—	—	0
Jan 12	at Car	W	1/0	0	0	—	—	0
Jan 19	at Sea	L	1/1	1	13	13.0	13	0
TOTALS			3/1	1	13	13.0	13	0

2014

Date	Opp	W/L	P/S	Rec	Yds	Avg	Lg	TD
Sep 7	at Dal	W	1/0	0	0	—	—	0
Sep 14	Chi	L	1/1	1	9	9.0	9	0
Sep 21	at Arz	L	—	—	INACTIVE (Knee)		—	—
Sep 28	Phi	W	—	—	INACTIVE (Knee)		—	—
Oct 5	KC	W	1/1	0	0	—	—	0
Oct 13	at StL	W	1/1	1	21	21.0	21	0
Oct 19	at Den	L	1/0	0	0	—	—	0
Nov 2	StL	L	1/0	0	0	—	—	0
Nov 9	at NO	W	1/0	0	0	—	—	0
Nov 16	at NYG	W	1/1	0	0	—	—	0
Nov 23	Was	W	—	INACTIVE (Back/Hip)		—	—	—
Nov 27	Sea	L	—	INACTIVE (Back/Hip)		—	—	—
Dec 7	at Oak	L	—	INACTIVE (Back/Hip)		—	—	—
PLACED ON INJURED RESERVE (Back) ON 12/9								
TOTALS			8/4	2	30	15.0	21	0



WYNTON McMANIS

48

POSITION LB

HEIGHT 6-1

WEIGHT 220

COLLEGE MEMPHIS

BORN 9.20.94 // OLIVE BRANCH, MS // OLIVE BRANCH HS, OLIVE BRANCH, MS
ROOKIE // ACQUIRED FA IN '16

2016 HIGHLIGHTS

- Part of a 49ers defense that allowed 177 net yds. (99 rush, 78 pass) at LA (12/24), the fewest given up by the 49ers defense in a single game since 11/19/12 vs. Chi. (143; 85 rush, 58 pass).

GOLDMINE

- During his time at Memphis, McManis was named to the Wuerfull Trophy watch list, an award that recognizes the player who best combines exemplary community service with athletic and academic achievement. He annually works as a counselor at Seahawks LB K.J. Wright's youth football camp held in his hometown of Olive Branch, MS. Additionally, McManis was part of a grassroots effort in Memphis called the "Gentlemen's Club", which teaches boys ages 3-11 about manners and how to be respectful and act in their community.

COLLEGE

Appeared in 47 games and registered 110 tackles, 9.0 TFLs and 3.0 sacks during his four-year career at the University of Memphis (2012-15). In 2015, he appeared in 13 games and recorded 62 tackles, 5.0 TFLs, 3.0 sacks and 1 FR. In 2014, he saw action in 10 games and registered 20 tackles, 2 PDs, 1 FF and 1 FR. His sophomore season, he appeared in 12 games and had 1 tackle. As a freshman in 2012, he played in 12 games and registered 27 tackles, 2.5 TFLs and 1 INT.

PERSONAL

- Majored in interdisciplinary studies.
- Attended Olive Branch (MS) HS, where he recorded 135 tackles and helped his team to the Mississippi 6A state title.
- Born Wynton McManis (9/20/94) in Olive Branch, MS.

McMANIS' GOLDEN NUGGETS

- Originally signed by the 49ers as an undrafted free agent in May of 2016 and re-signed to the team's practice squad in November of 2016.
- During his time at Memphis (2012-15), was added to the Wuerfull Trophy watch list for his work in the community.

McMANIS' GAME-BY-GAME

2016

Date	Opp	W/L	P/S	Tot	Sol	Ast	Sk	Yds	Int	Yds	PD	FF	FR	Yds
SIGNED TO SF PRACTICE SQUAD ON 11/29														
Dec 4	at Chi	L	-											
Dec 11	NYJ	L	-											
Dec 18	at Atl	L	-											
PROMOTED TO SF ACTIVE ROSTER ON 12/23														
Dec 24	at LA	W	1/0	0	0	0	0.0	0.0	0	0	0	0	0	0
Jan 1	Sea													
TOTALS			1/0	0	0	0	0.0	0.0	0	0	0	0	0	0

McMANIS' CAREER STATISTICS

TACKLES									INTERCEPTIONS					FUMBLES		
YEAR	TEAM	GP	GS	TOT	SOL	AST	SACKS	YDS	INT	YDS	LG	TD	PD	FF	FR	YDS
2016	SF	1	0	0	0	0	0.0	0.0	0	0	—	0	0	0	0	0
TOTALS		1	0	0	0	0	0.0	0.0	0	0	—	0	0	0	0	0

Milestones:

NFL Debut: at LA (12/24/16)

McMANIS' TRANSACTIONS

Originally signed as an undrafted free agent by SF on 5/12/16...Waived by SF on 8/27/16...Signed to SF practice squad on 11/29/16...Promoted to SF active roster on 12/23/16.



ZACH MOORE

96

POSITION DL

HEIGHT 6-6

WEIGHT 290

COLLEGE CONCORDIA-ST. PAUL

BORN 9.5.90 // CHICAGO, IL // SIMEON CAREER ACADEMY, CHICAGO, IL
3RD YEAR // ACQUIRED WAI. IN '16 - DAL.

GOLDMINE

- Originally selected by the New England Patriots in the 6th round of the 2014 NFL Draft, becoming the first player in Concordia-St. Paul school history to be drafted into the NFL. During his time at Concordia-St. Paul, he set the school record with 33.0 sacks.
- During the holiday season, Moore and the Dallas Cowboys defensive linemen teamed up with Win-Win to offer support for single parents struggling to provide Christmas gifts for their children.

MOORE'S GOLDEN NUGGETS

- Claimed off waivers by SF on 12/27 after appearing in one game for Dallas during the 2016 season.
- Has spent time with New England (2014), Minnesota (2015) and Dallas (2016) during his three-year NFL career.

MOORE'S GAME-BY-GAME

2016 (Dallas/San Francisco)

Date	Opp	W/L	P/S	Tot	Sol	Ast	Sk	Yds	Int	Yds	PD	FF	FR	Yds
SIGNED TO DAL PRACTICE SQUAD ON 9/6														
Sep 11	NYG	L	-											
Sep 18	at Was	W	-											
Sep 25	Chi	W	-											
Oct 2	at SF	W	-											
Oct 9	Cin	W	-											
Oct 16	at GB	W	-											
Oct 30	Phi	W	-											
Nov 6	at Cle	W	-											
Nov 13	at Pit	W	-											
Nov 20	Bal	W	-											
Nov 24	Was	W	-											
Dec 1	at Min	W	-											
Dec 11	at NYG	L	-											
PROMOTED TO DAL ACTIVE ROSTER ON 12/17														
Dec 18	TB	W	1/0	0	0	0	0.0	0.0	0	0	0	0	0	0
WAIVED BY DAL ON 12/26														
CLAIMED OFF WAIVERS BY SF ON 12/27														
Jan 1	Sea													
TOTALS			1/0	0	0	0	0.0	0.0	0	0	0	0	0	0

MOORE'S CAREER STATISTICS

YEAR	TEAM	GP	GS	TACKLES					YDS	INT	INTERCEPTIONS				PD	FUMBLES		
				TOT	SOL	AST	SACKS	YDS			YDS	LG	TD	FF		FR	YDS	
2014	NE	8	1	3	1	2	0.5	2.5	0	0	—	0	0	1	1	0		
2015	MIN	1	0	0	0	0	0.0	0.0	0	0	—	0	0	0	0	0		
2016	DAL/SF	1	0	0	0	0	0.0	0.0	0	0	—	0	0	0	0	0		
TOTALS		10	1	3	1	2	0.5	2.5	0	0	—	0	0	1	1	0		

PLAYOFFS

YEAR	TEAM	GP	GS	TACKLES					YDS	INT	YDS	INTERCEPTIONS			PD	FUMBLES		
				TOT	SOL	AST	SACKS	LG				TD	FF	FR		YDS		
2014	NE	0	0	0	0	0	0.0	0.0	0	0	—	0	0	0	0	0	0	
2015	MIN	0	0	0	0	0	0.0	0.0	0	0	—	0	0	0	0	0	0	
TOTALS		0	0	0	0	0	0.0	0.0	0	0	—	0	0	0	0	0	0	

Milestones:

NFL Debut: at Mia. (9/7/14); **First Start:** at Ind. (11/16/14); **First Sack:** vs. Chi. (10/26/14 – QB Jay Culter); **First FF:** vs. Chi. (10/26/14 – QB Jay Culter); **First FR:** at Buf. (10/12/14 – RB C.J. Spiller)

MOORE'S CAREER HIGHS

Total Tackles: 2 vs. Chi. (10/26/14)
Solo: 1 vs. Det. (11/23/14)
Assists: 2 vs. Chi. (10/26/14)

Sacks: 0.5 vs. Chi. (10/26/14)
Forced Fumbles: 0.5 vs. Chi. (10/26/14)
Fumble Recoveries: 1 at Buf. (10/12/14)

MOORE'S TRANSACTIONS

Originally a 6th-round (198th overall) draft choice by NE in 2014...Waived by NE on 9/5/15...Signed to Min. practice squad on 9/15/15...Promoted to Min. active roster on 12/19/15...Waived by Min. on 9/3/16...Signed to Dal. practice squad on 9/6/16...Promoted to Dal. active roster on 12/17/16...Waived by Dal. on 12/26/16...Claimed off waivers by SF on 12/27/16.

2015 (MINNESOTA)

- Spent the majority of the season on the Vikings practice squad before being promoted to the active roster on 12/19. Saw action in one game and was inactive for the final two weeks of the year and the team's lone playoff game.

2014 (NEW ENGLAND)

- Appeared in 8 games (1 start) and registered 3 tackles, 0.5 sack, 1 FF and 1 FR. Was not active in any of the Patriots three postseason games.
- Recovered a fumble of RB C.J. Spiller for his first career FR at Buf. (10/12).
- Recorded 2 tackles, 0.5 sack and 1 FF vs. Chi. (10/26), knocking the ball loose from QB Jay Cutler on his first career sack.

COLLEGE

Left Concordia with the school sack record, registering 33.0 sacks in 39 games. First-Team All-Northern Sun Conference in 2010, 2012 and 2013. Led the conference in sacks in 2010 and 2012. In 2013, recorded 33 tackles, 7.0 sacks, 9.5 TFLs, 3 PDs, 2 FF and 2 FR. Appeared in 11 games as a redshirt junior and registered 39 tackles, 14.0 sacks, 21.0 TFLs, 1 PD and 2 FFs. Redshirted and did not play in 2011. In 2010, recorded 42 tackles, 10.0 sacks and 11.5 TFLs. Appeared in 8 games as a freshman in 2009 and notched 16 tackles, 2.0 sacks and 3.0 TFLs.

PERSONAL

- Majored in criminal justice.
- Attended Simeon Career Academy (Chicago, IL), where he was named first-team all-city and all-state as a senior.
- Has three brothers, Omar, Demetrius and Keith, and five sisters, Camillia, Katrina and Kaneisha, Latoya and Neesie.
- Born Zach Moore (Chicago, IL) on 9/5/90.

MOORE'S GAME-BY-GAME

2014 (New England)

Date	Opp	W/L	P/S	Tot	Sol	Ast	Sk	Yds	Int	Yds	PD	FF	FR	Yds
Sep 7	at Mia	L	1/0	0	0	0	0.0	0.0	0	0	0	0	0	0
Sep 14	at Min	W	—	—	—	—	INACTIVE	—	—	—	—	—	—	—
Sep 21	Oak	W	—	—	—	—	INACTIVE	—	—	—	—	—	—	—
Sep 29	at KC	L	—	—	—	—	INACTIVE	—	—	—	—	—	—	—
Oct 5	Cin	W	—	—	—	—	INACTIVE	—	—	—	—	—	—	—
Oct 12	at Buf	W	1/0	0	0	0	0.0	0.0	0	0	0	0	1	0
Oct 16	NYJ	W	1/0	0	0	0	0.0	0.0	0	0	0	0	0	0
Oct 26	Chi	W	1/0	2	0	2	0.5	2.5	0	0	0	1	0	0
Nov 2	Den	—	—	—	—	—	INACTIVE	—	—	—	—	—	—	—
Nov 16	at Ind	W	1/1	0	0	0	0.0	0.0	0	0	0	0	0	0
Nov 23	Det	W	1/0	1	1	0	0.0	0.0	0	0	0	0	0	0
Nov 30	at GB	L	1/0	0	0	0	0.0	0.0	0	0	0	0	0	0
Dec 7	at SD	W	—	—	—	—	INACTIVE	—	—	—	—	—	—	—
Dec 14	Mia	W	—	—	—	—	INACTIVE	—	—	—	—	—	—	—
Dec 21	at NYJ	W	—	—	—	—	INACTIVE	—	—	—	—	—	—	—
Dec 28	Buf	L	1/0	0	0	0	0.0	0.0	0	0	0	0	0	0
TOTALS			8/1	3	1	2	0.5	2.5	0	0	0	1	1	0

2014 Postseason (New England)

Date	Opp	W/L	P/S	Tot	Sol	Ast	Sk	Yds	Int	Yds	PD	FF	FR	Yds
Jan 10	Bal	W	—	—	—	—	INACTIVE	—	—	—	—	—	—	—
Jan 18	Ind	W	—	—	—	—	INACTIVE	—	—	—	—	—	—	—
Feb 1	Sea	W	—	—	—	—	INACTIVE	—	—	—	—	—	—	—
TOTALS			0/0	0	0	0	0.0	0.0	0	0	0	0	0	0

2015 (Minnesota)

Date	Opp	W/L	P/S	Tot	Sol	Ast	Sk	Yds	Int	Yds	PD	FF	FR	Yds
Sep 14	at SF	L	—	—	—	—	PRACTICE SQUAD	—	—	—	—	—	—	—
Sep 20	Det	W	—	—	—	—	PRACTICE SQUAD	—	—	—	—	—	—	—
Sep 27	SD	W	—	—	—	—	PRACTICE SQUAD	—	—	—	—	—	—	—
Oct 4	at Den	L	—	—	—	—	PRACTICE SQUAD	—	—	—	—	—	—	—
Oct 18	KC	W	—	—	—	—	PRACTICE SQUAD	—	—	—	—	—	—	—
Oct 25	at Det	W	—	—	—	—	PRACTICE SQUAD	—	—	—	—	—	—	—
Nov 1	at Chi	W	—	—	—	—	PRACTICE SQUAD	—	—	—	—	—	—	—
Nov 8	StL	W	—	—	—	—	PRACTICE SQUAD	—	—	—	—	—	—	—
Nov 15	at Oak	W	—	—	—	—	PRACTICE SQUAD	—	—	—	—	—	—	—
Nov 22	GB	L	—	—	—	—	PRACTICE SQUAD	—	—	—	—	—	—	—
Nov 29	at Atl	W	—	—	—	—	PRACTICE SQUAD	—	—	—	—	—	—	—
Dec 6	Sea	L	—	—	—	—	PRACTICE SQUAD	—	—	—	—	—	—	—
Dec 10	at Ari	L	—	—	—	—	PRACTICE SQUAD	—	—	—	—	—	—	—

PROMOTED TO MIN ACTIVE ROSTER ON 12/19

Dec 20	Chi	W	1/0	0	0	0	0.0	0.0	0	0	0	0	0	0
Dec 27	NYG	W	—	—	—	—	INACTIVE	—	—	—	—	—	—	—
Jan 3	at GB	W	—	—	—	—	INACTIVE	—	—	—	—	—	—	—
TOTALS			0/0	0	0	0	0.0	0.0	0	0	0	0	0	0

2015 Postseason (Minnesota)

Date	Opp	W/L	P/S	Tot	Sol	Ast	Sk	Yds	Int	Yds	PD	FF	FR	Yds
Jan 10	Sea	L	—	—	—	—	INACTIVE	—	—	—	—	—	—	—
TOTALS			0/0	0	0	0	0.0	0.0	0	0	0	0	0	0



KYLE NELSON

86

POSITION TE/LS | HEIGHT 6-2 | WEIGHT 240 | COLLEGE NEW MEXICO STATE

BORN 10.3.86 // CHINA SPRINGS, TX // CHINA SPRINGS HS, CHINA SPRINGS, TX
5TH YEAR // ACQUIRED FA IN '14

GOLDMINE

- The Nelson's family secret to football longevity? Become a specialist. Kyle says, "My grandfather told my dad to learn how to long snap and my dad said, 'No, I'm okay. I'll play linebacker.' He played six years in the CFL, but said if he had learned how to long snap, he would have played a little bit more. It's gotten me where I am today, so I owe a lot to my snapping coach, my grandfather and my dad for getting me started."
- Always around football, in the summers, Kyle would help his dad, Mark, when he was coaching in the NCAA and CFL. He worked as ball boy and assisted the equipment staff with laundry. At a young age, Kyle got to see tight knit locker rooms and learned how successful teams work together on and off the field. Mark's career as a football coach meant many moves for the Nelson family. Kyle was born in Norman, OK and growing up, the family moved between Tulsa, OK and Canada three times and Kyle spent time living in George, Kentucky, Arkansas, Texas, Oklahoma and New Mexico before coming to California.
- In the past, Nelson has worked with middle school football players in Phoenix, AZ, teaching them the craft of long snapping as colleges begin recruiting students specifically to fill that role. "It helps the kids get into school," he said. "We do it to get them scholarships, get their school paid for so their parents don't have to."

NELSON'S GOLDEN NUGGETS

- Comes from a football family where he is a third generation member. His father, Mark, is the defensive coordinator for the Ottawa REDBLACKS in the Canadian Football League, with a quarter-century of coaching experience. Mark played in the CFL for six seasons and spent time coaching in the NCAA at Louisville, Arkansas Tech, Baylor and Kentucky. Kyle's grandfather, Roger, was drafted by the Washington Redskins in 1954. He played offensive tackle for 13 seasons for the CFL's Edmonton Eskimos from 1954-67 and was elected into the CFL Hall of Fame in 1985.
- Growing up in Canada, the first sport he played was ice hockey. Following a move to the United States in middle school, he began playing soccer before playing football for the first time his junior year of high school.

GOLDMINE (CONTINUED)

- In his spare time, Nelson enjoys drawing, reading and going hiking. When Kyle was growing up, his family planned hikes on the weekends where he was able to witness the landscape of Arkansas, Georgia, Texas and Arizona. It translated to painting, where Kyle draws pictures of the outdoors such as oceans, forests and mountains. "I like turning color pictures into black and white, charcoal, Sharpies," he said. "It's a nice, relaxing hobby."

NELSON'S CAREER STATISTICS

GAMES/STARTS – 64/0; 2012 (6/0); 2013 (11/0); 2014 (16/0); 2015 (16/0); 2016 (15/0)

Additional Statistics:

Special Teams Tackles – 14: 2014 (4); 2015 (5); 2016 (5)

Milestones:

NFL Debut: vs. Bal. (11/25/12)

NELSON'S TRANSACTIONS

Originally signed as an undrafted free agent by NO on 7/27/11...Waived by NO on 9/3/11...Signed to NO practice squad on 9/4/11...Waived by NO on 9/5/11...Signed to KC practice squad on 9/7/11...Waived by KC on 9/14/11...Signed to Reserve/Future contract by SF on 1/24/12...Waived by SF on 8/31/12...Signed to Phi. practice squad on 9/25/12...Waived by Phi. on 10/2/12...Signed a two-year contract with SD on 11/20/12...Waived by SD on 5/20/13...Claimed off of waivers by SF on 5/21/13...Waived by SF on 7/10/13...Claimed off of waivers by Sea. on 7/11/13...Waived by Sea. on 8/26/13...Signed by Was. on 10/15/13...Waived by Was. on 7/21/14...Signed by SF on 7/25/14...Re-signed with SF on a four-year contract through 2018 on 3/10/15.

2015 (SAN FRANCISCO)

- Appeared in all 16 games as the team's long snapper and recorded 5 special teams tackles.

2014 (SAN FRANCISCO)

- Signed with SF on 7/25, appearing as the team's long snapper in all 16 games, registering 4 special teams tackles.

2013 (WASHINGTON)

- After signing with Was. on 10/15, appeared in 11 games as the team's long snapper.

2012 (PHILADELPHIA/SAN DIEGO)

- Signed to Phi. practice squad (9/25) and was later released (10/2).
- Signed a two-year contract with SD (11/20), where he finished the season, playing in 6 games as the Chargers long snapper.

2011 (NEW ORLEANS/KANSAS CITY)


- Spent brief stints with NO practice squad (9/4-9/5) and KC practice squad (9/7-9/14).

COLLEGE

A TE/LS for the Aggies from 2007-10, Nelson appeared in 50 games and recorded 66 receptions for 559 yds. and 2 TDs. In 2010 he played in 12 games and caught a career-high 41 receptions for 371 yds. and 1 TD. As a junior (2009), Nelson caught 12 passes for 112 yds. and a TD. Against UTEP (9/19), he snagged two passes for 28 yds. and his first career TD reception. Nelson was also the team's long snapper on FGs. In 2008, Nelson held long snapping duties on every extra point, FG and punt for the Aggies in 12 games. He also recorded 11 receptions for 70 yds. Against Louisiana Tech (11/22), Nelson had a then career-high 5 receptions for 47 yds. Nelson played in all 13 games in 2007 as the team's back-up TE and long snapper. On the season, Nelson caught 2 passes for six yds. Was a redshirt freshman in 2006 for Tulsa.

PERSONAL

- Graduated from China Springs (TX) HS, starting at TE and he also handled the deep snap and punting duties. Accumulated 50 receptions on the season and earned first-team all-district and first-team Super CenTex honors as a TE. Received second-team all-district honors as a punter. Also lettered in basketball and track one year each.
- Born Kyle Nelson (10/3/86) in Norman, OK.
- Majored in communications.



QUINTON PATTON

11

POSITION WR | HEIGHT 6-0 | WEIGHT 204 | COLLEGE LOUISIANA TECH

BORN 8.9.90 // LAVERGNE, TN // LAVERGNE HS, LAVERGNE, TN
4TH YEAR // ACQUIRED D-4A IN '13

2016 HIGHLIGHTS

- Started all 14 games and registered new career highs in receptions (37) and rec. yds. (408).
- Registered new career highs of 6 receptions for 106 yds. vs. NO (11/6), marking the first 100-yd. receiving game of his NFL career.
- With 106 rec. yds. vs. NO (11/6), combined with TE Vance McDonald (84 yds.), RB DuJuan Harris (83 yds.) and TE Garrett Celek (76 yds.) to mark the first time in franchise history that the team had four players with 75 rec. yds.-or-more in a single game.
- Registered 3 receptions for 52 yds. at Arz. (11/13), including a career-long 45-yd. recept. from QB Colin Kaepernick.

GOLDMINE

- Patton grew up in a few rough neighborhoods near Nashville, TN, where drug use and violence ran rampant. "I probably have seen everything, people getting shot, all of it," he said. Quinton's friends realized his athletic abilities and made sure he stayed on the proper path. "They'd always tell me, 'No, you're not going to get into anything because we can see you have something that we don't.'"
- Football helped Patton stay out of trouble as a youth. "I put so much time, so much effort in, believed in myself, and wasn't afraid to take a chance," he said. "My chance is football and I always have fun." Patton lives by advice he received from his former junior college football coach, Darian Dulin: "When hard work becomes fun, success will follow. If you aren't working hard and having fun, you're not going to get anything out of it." It's evident on the practice field and in the locker room. Patton makes his friends, teammates and anyone else he encounters put on a smile and laugh.
- Patton learned to cook from his father, Herman, who worked as a chef at Country Pride, a truck stop restaurant in Antioch, TN. "I always used to be in the kitchen, learning and watching them cook everything." Quinton's favorite dish to make is baked chicken with yams, sweet potatoes and brownies for dessert.
- At the 2011 Poinsettia Bowl, Patton showed leadership and maturity when he selflessly gave his bowl gift (a \$300 Best Buy gift card) to a child from the Make-A-Wish Foundation during the bowl's community service event. Why? The child's wish was to go on a shopping spree and Patton was happy to be able to grant that child's wish.

PATTON'S GOLDEN NUGGETS

- He and fellow teammate, WR Bruce Ellington, visited Aspire East Palo Alto Charter School in May of 2015 where the two spoke to K-12 students and took part in playground activities and arm wrestling.
- His football journey started at Coffeyville Community College (Coffeyville, KS) before transferring to Louisiana Tech and becoming a fourth-round draft pick by SF in 2013.

PATTON'S GAME-BY-GAME

2016

Date	Opp	W/L	P/S	Rec	Yds	Avg	Lg	TD
Sep 12	LA	W	1/1	5	60	12.0	35	0
Sep 18	at Car	L	1/1	3	25	8.3	11	0
Sep 25	at Sea	L	1/1	1	8	8.0	8	0
Oct 2	Dal	L	1/1	1	13	13.0	13	0
Oct 6	Arz	L	1/1	2	16	8.0	9	0
Oct 16	at Buf	L	1/1	4	52	13.0	17	0
Oct 23	TB	L	1/1	3	13	4.3	8	0
Nov 6	NO	L	1/1	6	106	17.7	31	0
Nov 13	at Arz	L	1/1	3	52	17.3	45	0
Nov 20	NE	L	1/1	2	17	8.5	10	0
Nov 27	at Mia	L	1/1	1	12	12.0	12	0
Dec 4	at Chi	L	1/1	0	0	—	—	0
Dec 11	NYJ	L	1/1	4	31	7.8	19	0
Dec 18	at Atl	L	1/1	2	3	1.5	12	0

PLACED ON INJURED RESERVE (Foot) ON 12/20

TOTALS	14/14	37	408	11.0	45	0
--------	-------	----	-----	------	----	---

PATTON'S CAREER STATISTICS

YEAR	TEAM	GP	GS	RECEIVING					RUSHING				
				NO	YDS	AVG	LG	TD	ATT	YDS	AVG	LG	TD
2013	SF	6	0	3	34	11.3	29	0	1	26	26.0	26	0
2014	SF	4	0	3	44	14.7	35	0	1	20	20.0	20	0
2015	SF	16	4	30	394	13.1	41	1	1	5	5.0	5	0
2016	SF	14	14	37	408	11.0	45	0	0	0	—	—	0
TOTALS		40	18	72	880	12.1	45	1	3	51	17.0	26	0

PLAYOFFS

YEAR	TEAM	GP	GS	RECEIVING					RUSHING				
				NO	YDS	AVG	LG	TD	ATT	YDS	AVG	LG	TD
2013	SF	3	0	2	25	12.5	23	0	1	-1	-1.0	-1	0
TOTALS		3	0	2	25	12.5	23	0	1	-1	-1.0	-1	0

Additional Statistics:

Special Teams Tackles – 3: 2015 (3)

Fumble – Lost – 1–1: 1–1 in 2014

Kickoff Returns – 9: 2013 (1); 2014 (1); 2015 (6); 2016 (1)

Kickoff Return Yards – 181: 2013 (7); 2014 (24); 2015 (139); 2016 (11)

Milestones:

NFL Debut: vs. GB (9/8/13); **First NFL Start:** vs. Sea. (10/22/15); **First Reception:** at StL (9/26/13 – 0-yd. pass from QB Colin Kaepernick); **First TD Reception:** vs. Bal. (10/18/15 – 21-yd. pass from QB Colin Kaepernick); **100-yd. Games:** 1, vs. NO. (11/6/16 – 106-yds.)

PATTON'S CAREER HIGHS

Receptions: 6 vs. NO (11/6/16); Postseason – 1 (2 times) Last at Sea. (1/19/14)

Receiving Yards: 106 vs. NO (11/6/16); Postseason – 23 at Car. (1/12/14)

Long Reception: 45 at Arz. (11/13/16); Postseason – 23 at Car. (1/12/14)

TD Receptions: 1 vs. Bal. (10/18/15)

Rushes: 1 (3 times) Last vs. Arz. (11/29/15)

Rushing Yards: 26 at Arz. (12/29/13)

Long Rush: 26 at Arz. (12/29/13)

PATTON'S TRANSACTIONS

Originally the first of two 4th-round (128th overall) draft choices by SF in 2013...Placed on the Injured Reserve List on 12/20/16.

2015

- Set single-season career highs with 30 receipts. for 394 yds. and 1 TD.
- Recorded 2 receipts. for 38 yds. vs. Bal. (10/18), hauling in the game winning 21-yd. TD pass from QB Colin Kaepernick for his first career TD.
- Saw his only receipt. of the game vs. StL (1/3/16) go for 33 yds. and set up the game-winning 23-yd. FG by K Phil Dawson in overtime.

2014

- Was inactive for each of the first 12 games of the season before finishing with 3 receipts. for 44 yds. in the final 4 games.

2013

- In a tie game with :18 left in the 4th qtr. at Arz. (12/29), hauled in an acrobatic 29-yd. receipt. down the sideline to setup a game-winning FG by K Phil Dawson.

COLLEGE

Began his collegiate career at Coffeyville Community College in Kansas before finishing at Louisiana Tech. Played in 45 career games (44 starts) and registered 261 receipts. for 3,689 yds. and 33 TDs. In two seasons at Louisiana Tech, started all 25 games and tallied 183 receipts. for 2,594 yds. and 24 TDs. His 24 career TD receipts. ranked 3rd in school history. As a senior, Patton served as team captain in 2012, while being nicknamed "The General." He was selected Second-Team All-America from the Associated Press, First-Team All-WAC and was named WAC Offensive Player of the Year. Started all 12 games and led the Bulldogs with 104 receipts. for 1,392 yds. and 13 TDs. Ranked 4th in the nation with an avg. of 116.0 rec. yds. per game. In 2011, was a First-Team All-WAC and All-Louisiana selection and was also named the state of Louisiana Newcomer of the Year. Started all 13 games and led the team with 79 receipts. for 1,202 yds. and 11 TDs. At Coffeyville Community College, played in 20 games (19 starts) and recorded 78 receipts. for 1,095 yds. and 9 TDs. Also added 9 carries for 103 yds., and punted 70 times for 2,731 yds. (39.0 avg.) and a net avg. of 37.5 yds. In 2010, was named the team MVP and earned First-Team All-Kansas Jayhawk Community College honors as a receiver and Second-Team honors as a punter. Started all 11 games and led the team with 55 receipts. for 786 yds. and 6 TDs. Also punted 54 times for a 39.8 avg. As a freshman, played in 9 games (8 starts) and registered 23 receipts. for 309 yds. and 3 TDs.

PERSONAL

- Attended LaVergne (TN) HS and earned Class 5A all-region IV honors as a senior.
- Born Quinton Arne Patton (8/9/90) in Nashville, TN.

INJURY REPORT

2013: Inactive 8 games [vs. Hou. (10/6), vs. Arz. (10/13), at Ten. (10/20), at Jax. (10/27), vs. Car. (11/10), at NO (11/17), at Was. (11/25) and vs. StL (12/1)] with a foot injury.

2016: Placed on the Injured Reserve List on 12/20 with a foot injury.

PATTON'S GAME-BY-GAME

2013									2015								
Date	Opp	W/L	P/S	Rec	Yds	Avg	Lg	TD	Date	Opp	W/L	P/S	Rec	Yds	Avg	Lg	TD
Sep 8	GB	W	1/0	0	0	—	—	0	Sep 14	Min	W	1/0	0	0	—	—	0
Sep 15	at Sea	L	1/0	0	0	—	—	0	Sep 20	at Pit	L	1/0	4	25	6.3	9	0
Sep 22	Ind	L	1/0	0	0	—	—	0	Sep 27	at Arz	L	1/0	1	7	7.0	7	0
Sep 26	at StL	W	1/0	1	0	0.0	0	0	Oct 4	GB	L	1/0	2	53	26.5	40	0
Oct 6	Hou	W	—	—	INACTIVE (Foot)	—	—	—	Oct 11	at NYG	L	1/0	2	6	3.0	4	0
Oct 13	Arz	W	—	—	INACTIVE (Foot)	—	—	—	Oct 18	Bal	W	1/0	2	38	19.0	21t	1
Oct 20	at Ten	W	—	—	INACTIVE (Foot)	—	—	—	Oct 22	Sea	L	1/1	1	2	2.0	2	0
Oct 27	at Jax	W	—	—	INACTIVE (Foot)	—	—	—	Nov 1	at StL	L	1/0	2	33	16.5	33	0
Nov 10	Car	L	—	—	INACTIVE (Foot)	—	—	—	Nov 8	Atl	W	1/1	3	70	23.3	41	0
Nov 17	at NO	L	—	—	INACTIVE (Foot)	—	—	—	Nov 22	at Sea	L	1/0	2	15	7.5	15	0
Nov 25	at Was	W	—	—	INACTIVE (Foot)	—	—	—	Nov 29	Arz	L	1/1	1	1	1.0	1	0
Dec 1	StL	W	—	—	INACTIVE (Foot)	—	—	—	Dec 6	at Chi	W	1/0	0	0	—	—	0
Dec 8	Sea	W	—	—	INACTIVE	—	—	—	Dec 13	at Cle	L	1/1	5	46	9.2	13	0
Dec 15	at TB	W	—	—	INACTIVE	—	—	—	Dec 20	Cin	L	1/0	3	37	12.3	16	0
Dec 23	Atl	W	1/0	0	0	—	—	0	Dec 27	at Det	L	1/0	1	28	28.0	28	0
Dec 29	at Arz	W	1/0	2	34	17.0	29	0	Jan 3	StL	W	1/0	1	33	33.0	33	0
TOTALS			6/0	3	34	11.3	29	0	TOTALS			16/4	30	394	13.1	41	1

2013 Postseason

Date	Opp	W/L	P/S	Rec	Yds	Avg	Lg	TD
Jan 5	at GB	W	1/0	0	0	—	—	0
Jan 12	at Car	W	1/0	1	23	23.0	23	0
Jan 19	at Sea	L	1/0	1	2	2.0	2	0
TOTALS			3/0	2	25	12.5	23	0

2014

Date	Opp	W/L	P/S	Rec	Yds	Avg	Lg	TD
Sep 7	at Dal	W	—	—	INACTIVE	—	—	—
Sep 14	Chi	L	—	—	INACTIVE	—	—	—
Sep 21	at Arz	L	—	—	INACTIVE	—	—	—
Sep 28	Phi	W	—	—	INACTIVE	—	—	—
Oct 5	KC	W	—	—	INACTIVE	—	—	—
Oct 13	at StL	W	—	—	INACTIVE	—	—	—
Oct 19	at Den	L	—	—	INACTIVE	—	—	—
Nov 2	StL	L	—	—	INACTIVE	—	—	—
Nov 9	at NO	W	—	—	INACTIVE	—	—	—
Nov 16	at NYG	W	—	—	INACTIVE	—	—	—
Nov 23	Was	W	—	—	INACTIVE	—	—	—
Nov 27	Sea	L	—	—	INACTIVE	—	—	—
Dec 7	at Oak	L	1/0	0	0	—	—	0
Dec 14	at Sea	L	1/0	0	0	—	—	0
Dec 20	SD	L	1/0	2	9	4.5	5	0
Dec 28	Arz	W	1/0	1	35	35.0	35	0
TOTALS			4/0	3	44	14.7	35	0



BRADLEY PINION

5

POSITION P

HEIGHT 6-5

WEIGHT 229

COLLEGE CLEMSON

BORN 6.1.94 // CONCORD, NC // NORTHWEST CABARRUS HS, CONCORD, NC
2ND YEAR // ACQUIRED D-5 IN '15

AWARDS & HONORS

2015: 49ers Community Relations Rookie Service Award

GOLDMINE

- Every player has their own unique superstitions and quirks that get them ready for a game of football. For Pinion, it is all about his most important piece of equipment: the shoes. For every practice and game since high school, Pinion has tied his shoes the same way. He takes the laces on his right shoe and wraps them around the bottom, ties them and pushes the knot off to the right side, out of the way. "I like to take care of the important foot first," he says.
- While getting ready for the NFL draft, Pinion added Bikram yoga to his training regimen. In 105-degree heat with 40-percent humidity, he dropped 20 pounds. Pinion also added training at Madabolic Inc. in North Carolina, a hybrid of Cross Fit and Nine Rounds training techniques. "I really started to focus on the small things," said Pinion. "All the small things make the big picture."
- If he wasn't playing football, Pinion would be earning his doctorate in management. With his father, Robert, being a CEO, he has always been interested in owning a business and building relationships with consumers. However, he wouldn't be the first member of his family with a doctorate. His brother, Chris, is top five in his field and is getting his doctorate in physical chemistry at North Carolina, after earning two degrees as an undergrad at South Carolina. Pinion is two classes away from earning his degree, and after he has settled into his NFL career, he plans to finish what he started at Clemson.
- Pinion credits his longtime kicking coach Dan Orner as being the most influential person in his life. While preparing for the NFL Draft, Orner worked out side by side with Bradley, pushing him to get better every step of the way. "Just the way he handles his business and the person that he is," Pinion said. "It's something I try and mimic."
- Pinion's family has a long history of serving in the military. Both of his cousins have served in Iraq, where one worked on tanks and the other went door to door assessing threats. His grandfather on his dad's side, Earl Mason, was about to have a tryout with the Dallas Cowboys as a punter, but he was drafted to serve in the Korean War, where he earned a purple heart. Pinion cites his grandfather as one of his heaviest influences in becoming a punter.

PINION'S GOLDEN NUGGETS

- During his time at Clemson, Pinion worked closely with the "Be The Match Foundation," an organization that works to find matches within the bone marrow registry.
- After never playing pee wee football, Pinion received a football as a Christmas gift from his mother, Lorie, in middle school. His father took him out to the field and asked if he wanted to throw the ball. "I wanted to kick it. I grew up playing soccer," said Pinion. His dad put the ball on his foot like a tee, and Pinion knocked through a 35-yard field goal on his first try. "Do that again," he said. Second try, same result. "I guess you could say that it was a Christmas gift that turned into a dream," he said.

PINION'S GAME-BY-GAME

2016

Date	Opp	W/L	P/S	No	Yds	Avg	Net	TB	In20	Lg	Blk
Sep 12	LA	W	1/0	7	319	45.6	40.1	0	1	52	0
Sep 18	at Car	L	1/0	7	318	45.4	41.4	0	4	55	0
Sep 25	at Sea	L	1/0	7	319	45.6	32.7	1	2	61	0
Oct 2	Dal	L	1/0	4	196	49.0	42.8	0	1	65	0
Oct 6	Arz	L	1/0	7	349	49.9	46.3	0	1	57	0
Oct 16	at Buf	L	1/0	5	209	41.8	34.6	1	1	57	0
Oct 23	TB	L	1/0	6	254	42.3	39.8	0	3	57	0
Nov 6	NO	L	1/0	2	85	42.5	42.5	0	0	51	0
Nov 13	at Arz	L	1/0	7	305	43.6	41.7	0	3	52	0
Nov 20	NE	L	1/0	8	333	41.6	33.4	1	0	49	0
Nov 27	at Mia	L	1/0	4	189	47.3	45.8	0	1	59	0
Dec 4	at Chi	L	1/0	8	308	38.5	38.1	0	2	44	0
Dec 11	NYJ	L	1/0	6	239	39.8	39.8	0	1	46	0
Dec 18	at Atl	L	1/0	7	318	45.5	39.4	0	2	57	0
Dec 24	at LA	W	1/0	9	372	41.3	37.8	1	3	47	0
Jan 1	Sea										
TOTALS			15/0	94	4,113	43.8	39.3	4	25	65	0

Special Teams Tackles: 1

PINION'S CAREER STATISTICS

YEAR	TEAM	G	NO	YDS	AVG	RET	YDS	NET	TB	IN 20	LG	BLK
2015	SF	16	91	3,969	43.6	43	282	39.4	5	31	62	0
2016	SF	15	94	4,113	43.8	39	339	39.3	4	25	65	0
TOTALS		31	185	8,082	43.7	82	621	39.4	9	56	65	0

Additional Statistics:

Special Teams Tackles – 3: 2015 (2); 2016 (1)

Milestones:

NFL Debut: vs. Min. (9/14/15); **First punt inside–20:** vs. Min. (9/14/15)

PINION'S CAREER HIGHS

Punts: 9 (4 times) Last at LA (12/24/16)

Long Punt: 65 vs. Dal. (10/2/16)

Gross Average: 49.9 vs. Arz. (10/6/16)

Inside–20: 4 (2 times) Last at Car. (9/18/16)

Net Average: 45.8 at Mia. (11/27/16)

PINION'S TRANSACTIONS

Originally a 5th–round (165th overall) draft choice by SF in 2015.

2015

- Placed 31 punts inside the opponent's 20-yd. line, the fourth most in a single season by a 49ers punter.
- Recorded 9 punts for 433 yds. (48.1 avg.) at Chi. (12/6), including a then-career-long 62-yd. punt.

COLLEGE

Played in 34 games and registered 140 punts for 5,754 yds., 41.1 avg., 39.2 net avg., 55 punts inside the 20 and 2 touchbacks. As a junior, played in 13 games and recorded 75 punts for 3,194 yds., 42.6 avg., 40.3 net avg., 28 punts inside the 20 and 2 touchbacks. His 28 punts inside the 20 ranks first in school history for a single season. In 2013, played in 13 games and had 56 punts for 2,205 yds., 39.4 avg., 37.8 net avg. and 24 punts inside the 20. As a freshman, played in 8 games and had 9 punts for 355 yds., 39.4 avg., 38.8 net avg. and 3 inside the 20.

PERSONAL

- Majored in management.
- Attended Northwest Cabarrus (Concord, NC) HS and averaged 46.1 yds. per punt, as a senior.
- Also lettered in basketball and soccer.
- Was named First-Team All-America by ESPN and Second-Team All-America by *USA Today*. He became the first Clemson kicker signee to earn *USA Today* All-America honors since Chris Gardocki in 1988.

PINION'S GAME-BY-GAME

2015

Date	Opp	W/L	P/S	No	Yds	Avg	Net	TB	In20	Lg	Blk
Sep 14	Min	W	1/0	3	140	46.7	43.7	0	2	52	0
Sep 20	at Pit	L	1/0	4	171	42.8	38.8	0	1	47	0
Sep 27	at Arz	L	1/0	6	283	47.2	44.8	0	4	56	0
Oct 4	GB	L	1/0	6	247	41.2	38.8	0	1	59	0
Oct 11	at NYG	L	1/0	3	138	46.0	35.7	0	0	50	0
Oct 18	Bal	W	1/0	4	152	38.0	30.8	1	1	52	0
Oct 22	Sea	L	1/0	9	390	43.3	42.1	0	2	54	0
Nov 1	at StL	L	1/0	9	412	45.8	43.8	1	3	60	0
Nov 8	Atl	W	1/0	5	241	48.2	33.0	0	0	58	0
Nov 22	at Sea	L	1/0	7	306	43.7	43.6	0	2	52	0
Nov 29	Arz	L	1/0	4	166	41.5	37.8	0	2	46	0
Dec 6	at Chi	W	1/0	9	433	48.1	37.9	1	3	62	0
Dec 13	at Cle	L	1/0	7	286	40.9	36.4	1	3	44	0
Dec 20	Cin	L	1/0	7	284	40.6	40.7	0	3	53	0
Dec 27	at Det	L	1/0	3	125	41.7	41.7	0	1	47	0
Jan 3	StL	W	1/0	5	195	39.0	33.8	1	3	61	0
TOTALS			16/0	91	3,969	43.6	40.5	5	31	62	0



CHRISTIAN PONDER

15

POSITION QB

HEIGHT 6-2

WEIGHT 230

COLLEGE FLORIDA STATE

BORN 2.25.88 // DALLAS, TX // COLLEYVILLE HERITAGE HS, COLLEYVILLE, TX
5TH YEAR // ACQUIRED FA IN '16

GOLDMINE

- In 2013, Ponder and his wife, Samantha, hosted the M.A.D. Wiffleball classic, a celebrity/amateur wiffleball tournament in Scottsdale, Arizona that benefited Make A Difference Ministries (M.A.D.) and local inner city kids within the area. For the youth, Ponder said "It gives them options to learn from examples on how you should grow up and ways to be successful, things they haven't had a chance to do in their lives."



PONDER'S GOLDEN NUGGETS

- Originally drafted 12th overall by the Minnesota Vikings in the 2011 NFL Draft and appeared in 38 games (36 starts) for the team from 2011-14.
- Started all 16 games in 2012 and helped the biggest turnaround in Vikings franchise history, going from 3-13 in 2011 to 10-6 and earning a Wild Card playoff berth in 2012.
- Earned the National Football Foundation/College Football Hall of Fame Scholar-Athlete Award after earning his bachelor's degree in two-and-a-half years, and an MBA before his final year of football at Florida State.
- Married to ESPN's Samantha Ponder, as the two are involved with Make A Difference Ministries in Phoenix, AZ.

PONDER'S GAME-BY-GAME

2016	Date	Opp	W/L	P/S	Att	Cmp	Pct	Yds	TD	Int	Lg	Sk/Yds	Rtg	Rsh	Yds	TD	Total Net Yds.	Pct. Offense
Sep 12	LA	W	—	—	—	—	—	—	—	—	—	INACTIVE	—	—	—	—	—	—
Sep 18	at Car	L	—	—	—	—	—	—	—	—	—	INACTIVE	—	—	—	—	—	—
Sep 25	at Sea	L	—	—	—	—	—	—	—	—	—	INACTIVE	—	—	—	—	—	—
Oct 2	Dal	L	—	—	—	—	—	—	—	—	—	INACTIVE	—	—	—	—	—	—
Oct 6	Arz	L	—	—	—	—	—	—	—	—	—	INACTIVE	—	—	—	—	—	—
Oct 16	at Buf	L	—	—	—	—	—	—	—	—	—	INACTIVE	—	—	—	—	—	—
Oct 23	TB	L	—	—	—	—	—	—	—	—	—	INACTIVE	—	—	—	—	—	—
Nov 6	NO	L	—	—	—	—	—	—	—	—	—	INACTIVE	—	—	—	—	—	—
Nov 13	at Arz	L	—	—	—	—	—	—	—	—	—	INACTIVE	—	—	—	—	—	—
Nov 20	NE	L	—	—	—	—	—	—	—	—	—	INACTIVE	—	—	—	—	—	—
Nov 27	at Mia	L	—	—	—	—	—	—	—	—	—	INACTIVE	—	—	—	—	—	—
Dec 4	at Chi	L	—	—	—	—	—	—	—	—	—	INACTIVE	—	—	—	—	—	—
Dec 11	NYJ	L	—	—	—	—	—	—	—	—	—	INACTIVE	—	—	—	—	—	—
Dec 18	at Atl	L	—	—	—	—	—	—	—	—	—	DID NOT PLAY	—	—	—	—	—	—
Dec 24	at LA	W	—	—	—	—	—	—	—	—	—	DID NOT PLAY	—	—	—	—	—	—
Jan 1	Sea																	
TOTALS				0/0	0	0	—	0	0	0	—	0/0	—	0	0	0	0	—

PONDER'S CAREER STATISTICS

YEAR	TEAM	GP	GS	PASSING										RUSHING				
				ATT	CMP	PCT	YDS	TD	INT	LG	SK	LST	RTG	ATT	YDS	AVG	LG	TD
2011	MIN	11	10	291	158	54.3	1,853	13	13	72	30	164	70.1	28	219	7.8	28	0
2012	MIN	16	16	483	300	62.1	2,935	18	12	65	32	184	81.2	60	253	4.2	29	2
2013	MIN	9	9	239	152	63.6	1,648	7	9	47	27	119	77.9	34	151	4.4	19t	4
2014	MIN	2	1	44	22	50.0	222	0	2	18	6	34	45.8	4	16	4.0	8	1
2016	SF	0	0	0	0	—	0	0	0	—	0	0	—	0	0	—	—	0
TOTALS		38	36	1,057	632	59.8	6,658	38	36	72	95	501	75.9	126	639	5.1	29	7

Additional Statistics:

Fumbles—Lost — 20—11: 6—2 in 2011; 7—5 in 2012; 7—4 in 2013

Milestones:

NFL Debut: at Chi. (10/16/11); **First Career Start:** vs GB (10/23/11); **First Passing TD:** vs GB (10/23/11 — 2-yd. pass to TE Visanthe Shiancoe); **First Rushing TD:** vs. SF (9/23/12 — 23-yd. TD); **300-yd. Passing Games:** 2, Last at Was. (10/14/12 — 352 yds.)

PONDER'S CAREER HIGHS

Passes Attempted: 52 at Was. (10/14/12)

Completions: 35 at Was. (10/14/12)

Completion Percentage: 81.0 (17 of 21) vs. Was. (11/7/13)

Passing Yards: 381 vs. Den. (12/4/11)

Long Pass: 72 vs. GB (10/23/11)

QB Rating: 120.2 vs. GB (12/30/12)

Passing Touchdowns: 3 (2 times) Last vs. GB (12/30/12)

Rushes: 7 (2 times) Last at Hou. (12/23/12)

Rushing Yards: 71 vs. Oak. (11/20/11)

Long Rush: 29 at Hou. (12/23/12)

PONDER'S TRANSACTIONS

Originally a 1st-round (12th overall) draft choice by Min. in 2011...Signed a one-year deal with Oak. on 3/13/15...Released by Oak. on 9/5/15...Signed by Den. on 11/25/15...Released by Den. on 12/8/15...Signed a one-year deal with SF on 8/16/16.

2015 (OAKLAND/DENVER)

- Signed with the Oakland Raiders on 3/13 and was released on 9/5.
- Signed with the Denver Broncos on 11/25, was inactive for two games [vs. NE (11/29) and at SD (12/6)] and was released on 12/8.

2014 (MINNESOTA)

- Spent all 16 weeks on the Vikings active roster and appeared in two games (one start).
- In his lone start of the season, completed 22 of 44 atts. for 222 yds. at GB (10/2).

2013 (MINNESOTA)

- Started all nine games in which he appeared and completed 152 of 239 pass atts. (63.6 pct.) for 1,648 yds. and 7 TDs.
- Completed 17 of 21 pass atts. (a career-high 81.0 pct.) for 174 yds. and 2 TDs with 1 INT and a season-high QB rating of 113.1 in the team's 34-27 win vs. Was. (11/7).

2012 (MINNESOTA)

- Started all 16 games for the first time in his career and completed 300 of 483 pass atts. (62.1 pct.) for a career-high 2,935 passing yds. with 18 TDs for a passer rating of 81.2.
- Completed 27 of 35 pass atts. for 245 yds. and 2 TDs with a passer rating of 114.6 at Ind. (9/16).
- Recorded a season-best 352 yds. on a career-high 35 completions with 2 TDs at Was. (10/14).
- Completed 24 of 32 pass atts. (75.0 pct.) for 221 yds. and 2 TDs with a passer rating of 114.2 vs. Det. (11/11).
- Tied a career high with 3 TDs and registered 234 yds. on 16 of 28 atts. for a career high passer rating of 120.2 vs. GB (12/30).

2011 (MINNESOTA)

- Appeared in 11 games, starting the final 10 of the season and completed 158 of 291 pass atts. for 13 TDs.
- Made the first start of his NFL career vs. GB (10/23) and recorded a career-long 72-yd. completion to WR Michael Jenkins and his first career TD pass, a 2-yd. pass to TE Visanthe Shiancoe.
- Completed 18 of 28 pass atts. for 236 yds. and 1 TD with a passer rating of 102.7 in his first career win at Car. (10/30).
- Threw for career highs in yds. (381) and passing TDs (3) on 29 of 47 pass atts. vs. Den. (12/4).

COLLEGE

Played in 35 games over four years (2007-10) at Florida State and ended his Seminoles career ranked third in school history with 22 career wins. Finished his collegiate career with 6,872 yds. on 596 of 965 pass atts. (61.8 percent) with 49 TDs and 30 INTs. Also rushed for 833 yds. on 296 atts. (2.8 avg.) with 10 TDs. Left FSU ranked among the all-time school leaders in most major passing categories: second in career completion percentage, third in total offense, third in completions, fourth in passing yds. and fifth in passing TDs. Threw TD passes in 25 of his final 34 games. As a senior in 2010, threw for career-high 20 TDs in 12 starts, topped 2,000 passing yds. for the third straight season and was a finalist for the Johnny Unitas Golden Arm Award. As a junior, threw for career-high 2,717 yds. (career-high 68.8 pct.) with 14 TDs and just seven INTs and was a finalist for Wuerffel Trophy, Maxwell Award and Manning Award in 2009. Named Florida State's offensive MVP as a sophomore in 2008 after throwing for 2,006 yds. and 14 TDs in 13 starts as a sophomore. Also ran for 423 yds. in his first full season of action, becoming the first Seminoles quarterback to rush for at least 400 yards since Charlie Ward. Appeared in one game as a freshman, recording 105 yds. on 8 of 18 pass atts. with one TD and two INTs.

PERSONAL

- Earned his bachelor's degree in finance in just two-and-a-half years and went on to earn his MBA in May of 2010, playing his final season of football at Florida State with two degrees.
- Attended Heritage (Colleyville, TX) HS, where he recorded 32 total TDs (20 passing, 12 rushing) and earned All-District V and All-Region I Class 5A honors as a senior.
- His father, David Ponder, played defensive tackle at Florida State from 1980-83. He appeared in four games and registered a half sack for the Dallas Cowboys in 1985.
- Married ESPN college football reporter Samantha Ponder in 2012.
- Born Christian Ponder (2/25/88) in Dallas, TX.

INJURY REPORT

2012: Inactive at GB (1/5/13) (NFC-W) with an elbow injury.

2013: Inactive vs. Pit (9/29) with a rib injury and at Bal. (12/8) with a concussion.

PONDER'S GAME-BY-GAME

Only games Ponder has appeared in on offense are listed

2011 (Minnesota)

Date	Opp	W/L	P/S	Att	Cmp	Pct	Yds	TD	Int	Lg	Sk/Yds	Rtg	Rsh	Yds	TD	Total Net Yds.	Pct. Offense
Oct 16	at Chi	L	1/0	17	9	52.9	99	0	0	23	0/0	70.5	1	8	0	107	37.4%
Oct 23	GB	L	1/1	32	13	40.6	219	2	2	72	2/2	59.2	4	31	0	248	57.0%
Oct 30	at Car	W	1/1	28	18	64.3	236	1	0	24	4/7	102.7	4	4	0	233	64.5%
Nov 14	at GB	L	1/1	34	16	47.1	190	0	1	33	3/28	52.3	2	17	0	179	67.3%
Nov 20	Oak	L	1/1	33	19	57.6	211	2	3	42	5/24	59.0	5	71	0	258	83.9%
Nov 27	at Atl	L	1/1	25	17	68.0	186	1	0	39t	4/24	103.1	2	9	0	171	75.7%
Dec 4	Den	L	1/1	47	29	61.7	381	3	2	52t	3/29	90.8	1	12	0	364	74.4%
Dec 11	at Det	L	1/1	21	11	52.4	115	2	3	28	3/28	60.7	2	13	0	100	23.5%
Dec 18	No	L	1/1	31	14	45.2	120	2	1	16t	4/18	63.9	3	34	0	136	65.7%
Dec 24	at Was	W	1/1	13	8	61.5	68	0	0	14	1/1	75.2	4	20	0	87	22.4%
Jan 1	Chi	L	1/1	10	4	40.0	28	0	1	11	1/3	8.3	0	0	0	25	8.3%
TOTALS			11/10	291	158	54.3	1,853	13	13	72	30/164	70.1	28	219	0	1,908	36.2%

2012 (Minnesota)

Date	Opp	W/L	P/S	Att	Cmp	Pct	Yds	TD	Int	Lg	Sk/Yds	Rtg	Rsh	Yds	TD	Total Net Yds.	Pct. Offense
Sep 9	Jac	W	1/1	27	20	74.1	270	0	0	29	2/4	105.5	1	1	0	267	68.6%
Sep 16	at Ind	L	1/1	35	27	77.1	245	2	0	20	4/13	114.6	3	7	0	239	73.1%
Sep 23	SF	W	1/1	35	21	60.0	198	2	0	24	0/0	94.7	7	33	1	231	67.2%
Sep 30	at Det	W	1/1	26	16	61.5	111	0	0	27	2/11	71.2	1	5	0	105	46.3%
Oct 7	Ten	W	1/1	35	25	71.4	258	2	2	45	1/0	87.6	3	31	0	289	66.7%
Oct 14	at Was	L	1/1	52	35	67.3	352	2	2	23	4/25	83.2	4	13	0	340	80.8%
Oct 21	Arz	W	1/1	17	8	47.1	58	1	2	14	3/15	35.5	1	2	0	45	21.5%
Oct 25	TB	L	1/1	35	19	54.3	251	1	1	33	3/22	74.8	4	12	0	241	65.3%
Nov 4	at Sea	L	1/1	22	11	50.0	63	0	1	14	4/19	37.3	5	23	0	67	23.3%
Nov 11	Det	W	1/1	32	24	75.0	221	2	0	54	2/14	114.2	6	22	0	229	56.8%
Nov 25	at Chi	L	1/1	43	22	51.2	159	1	1	25	2/15	58.2	2	6	0	150	58.1%
Dec 2	at GB	L	1/1	25	12	48.0	119	1	2	21	0/0	41.9	6	28	0	147	40.9%
Dec 9	Chi	W	1/1	17	11	64.7	91	0	1	16	1/14	53.8	4	0	0	77	31.0%
Dec 16	at StL	W	1/1	24	17	70.8	131	0	0	14	2/22	83.9	4	6	1	115	35.7%
Dec 23	at Hou	W	1/1	30	16	53.3	174	1	0	32	1/3	81.8	7	48	0	219	63.5%
Dec 30	GB	W	1/1	28	16	57.1	234	3	0	65	1/7	120.2	2	16	0	243	54.7%
TOTALS			16/16	483	300	62.1	2,935	18	12	65	32/184	81.2	60	253	2	3,004	55.8%

2013 (Minnesota)

Date	Opp	W/L	P/S	Att	Cmp	Pct	Yds	TD	Int	Lg	Sk/Yds	Rtg	Rsh	Yds	TD	Total Net Yds.	Pct. Offense
Sep 8	at Det	L	1/1	28	18	64.3	236	1	3	47	3/11	63.1	4	12	0	237	71.8%
Sep 15	at Chi	L	1/1	30	16	53.3	227	1	1	37	1/0	75.3	6	18	0	245	70.0%
Sep 22	Cle	L	1/1	42	25	59.5	228	0	1	37	6/33	64.4	5	46	2	241	73.3%
Oct 27	GB	L	1/1	21	14	66.7	145	0	0	18	3/13	86.4	5	38	1	170	70.0%
Nov 3	at Dal	L	1/1	37	25	67.6	236	1	1	31t	2/12	82.7	4	29	1	253	64.4%
Nov 7	Was	W	1/1	21	17	81	174	2	1	28t	1/5	113.1	2	13	0	182	59.3%
Nov 17	at Sea	L	1/1	22	13	59.1	129	1	2	38t	2/3	53.0	5	0	0	126	37.5%
Nov 24	at GB	T	1/1	30	21	70	233	1	0	31	6/18	103.9	3	-5	0	210	47.0%
Dec 1	Chi	W	1/1	8	3	37.5	40	0	0	32	3/24	54.2	0	0	0	16	3.2%
TOTALS			9/9	239	152	63.6	1,648	7	9	47	27/119	77.9	34	151	4	1,680	30.5%

2014 (Minnesota)

Date	Opp	W/L	P/S	Att	Cmp	Pct	Yds	TD	Int	Lg	Sk/Yds	Rtg	Rsh	Yds	TD	Total Net Yds.	Pct. Offense
Sep 28	Atl	W	1/0	0	0	—	0	0	0	—	0/0	0.0	1	1	0	1	0.2%
Oct 2	at GB	L	1/1	44	22	50.0	222	0	2	18	6/34	45.8	3	15	1	203	67.9%
TOTALS			2/1	44	22	50.0	222	0	2	18	6/34	45.8	4	16	1	204	4.0%



MIKE PURCELL

64

POSITION NT | HEIGHT 6-3 | WEIGHT 303 | COLLEGE WYOMING

BORN 4.20.91 // HIGHLANDS RANCH, CO // HIGHLANDS RANCH HS, HIGHLANDS RANCH, CO
3RD YEAR // ACQUIRED FA IN '13

2016 HIGHLIGHTS

- Registered the first FF of his career at Buf. (10/16), knocking the ball loose from Bills RB Jonathan Williams.
- Part of a 49ers defense that allowed 177 net yds. (99 rush, 78 pass) at LA (12/24), the fewest given up by the 49ers defense in a single game since 11/19/12 vs. Chi. (143; 85 rush, 58 pass).

GOLDMINE

- With WWE's WrestleMania 31 at Levi's® Stadium in March of 2015, Purcell took part in combined community efforts throughout the Bay Area. From visits to hospitals and military veteran programs, he got to meet some WWE talent such as the Big Show, Mark Henry and John Cena along the way.



- Purcell comes from a large family, as he is the youngest of five children. He has two older brothers and two older sisters. He often visits Hawaii where the majority of his family resides.

PURCELL'S GOLDEN NUGGETS

- A criminal justice major at Wyoming, if he wasn't playing football he would take after his older brother and become a firefighter.
- Was a multi-sport athlete in high school, which included wrestling and track, as well as football. In addition to those sports, he also played rugby.

PURCELL'S GAME-BY-GAME

2016

Date	Opp	W/L	P/S	Tot	Sol	Ast	Sk	Yds	Int	Yds	PD	FF	FR	Yds
Sep 12	LA	W	1/1	4	2	2	0.0	0.0	0	0	0	0	0	0
Sep 18	at Car	L	1/1	5	2	3	0.0	0.0	0	0	0	0	0	0
Sep 25	at Sea	L	1/1	3	3	0	0.0	0.0	0	0	0	0	0	0
Oct 2	Dal	L	1/1	3	2	1	0.0	0.0	0	0	0	0	0	0
Oct 6	Arz	L	1/1	6	4	2	0.0	0.0	0	0	0	0	0	0
Oct 16	at Buf	L	1/0	2	2	0	0.0	0.0	0	0	0	1	0	0
Oct 23	TB	L	1/0	1	1	0	0.0	0.0	0	0	0	0	0	0
Nov 6	NO	L	—	—	—	—	INACTIVE	—	—	—	—	—	—	—
Nov 13	at Arz	L	1/0	0	0	0	0.0	0.0	0	0	0	0	0	0
Nov 20	NE	L	1/0	0	0	0	0.0	0.0	0	0	0	0	0	0
Nov 27	at Mia	L	1/0	0	0	0	0.0	0.0	0	0	0	0	0	0
Dec 4	at Chi	L	1/0	0	0	0	0.0	0.0	0	0	0	0	0	0
Dec 11	NYJ	L	1/0	0	0	0	0.0	0.0	0	0	0	0	0	0
Dec 18	at Atl	L	1/0	1	1	0	0.0	0.0	0	0	0	0	0	0
Dec 24	at LA	W	1/0	1	1	0	0.0	0.0	0	0	0	0	0	0
Jan 1	Sea													
TOTALS			14/5	26	18	8	0.0	0.0	0	0	0	1	0	0

PURCELL'S CAREER STATISTICS

YEAR	TEAM	GP	GS	TACKLES					INT	INTERCEPTIONS				PD	FUMBLES		
				TOT	SOL	AST	SACKS	YDS		YDS	LG	TD	FF		FR	YDS	
2013	SF	—	—	—	—	PRACTICE SQUAD			—	—	—	—	—	—	—	—	
2014	SF	2	0	2	2	0	0.0	0.0	0	0	—	0	0	0	0	0	
2015	SF	8	3	20	11	9	1.0	4.0	0	0	—	0	0	0	0	0	
2016	SF	14	5	26	18	8	0.0	0.0	0	0	—	0	0	1	0	0	
TOTALS		24	8	48	31	17	1.0	4.0	0	0	—	0	0	1	0	0	

PLAYOFFS

YEAR	TEAM	GP	GS	TACKLES				YDS	INT	INTERCEPTIONS				PD	FUMBLES		
				TOT	SOL	AST	SACKS			YDS	LG	TD	FF		FR	YDS	
2013	SF	—	—	—	—	PRACTICE SQUAD			—	—	—	—	—	—	—	—	
TOTALS		—	—	—	—	—	—	—	—	—	—	—	—	—	—	—	

Milestones:

NFL Debut: vs. SD (12/20/14); **First Start:** vs. Arz. (11/29/15); **First Sack:** vs. Arz. (11/29/15 — QB Carson Palmer); **First FF:** at Buf. (10/16/16 — RB Jonathan Williams)

PURCELL'S CAREER HIGHS

Total Tackles: 6 vs. Arz. (10/6/16)

Solo: 4 vs. Arz. (10/6/16)

Assists: 3 (2 times) Last at Car. (9/18/16)

Sacks: 1.0 vs. Arz. (11/29/15)

Forced Fumbles: 1 at Buf. (10/16/16)

PURCELL'S TRANSACTIONS

Originally signed as an undrafted free agent by SF on 5/7/13...Waived by SF on 8/31/13...Signed to SF practice squad on 9/2/13...Signed to Reserve/Future contract with SF on 1/21/14...Waived by SF on 8/30/14...Signed to SF practice squad on 8/31/14...Promoted to the SF active roster on 12/19/14.

2015

- Made his season debut and was part of a defensive line unit that held the Falcons to 17 yds. rushing on 14 carries (1.2 avg.) vs. Atl. (11/8). This marked the 4th fewest rushing yards allowed in a game by the 49ers since 2001.
- Notched his first career start and first career sack vs. Arz. (11/29), bringing down Cardinals QB Carson Palmer for a 4-yd. loss.

2014

- Spent the first 14 weeks on the team's practice squad and was later promoted to the active roster on 12/19.
- Made his NFL debut vs. SD (12/20) where he registered his first career tackle.

2013

- Spent the entire season on the 49ers practice squad.

COLLEGE

Saw action in 42 games (36 starts) during his 4-year career at Wyoming and totaled 197 tackles, 15 TFLs, 4.0 sacks, 3 FFs, 2 FRs, 2 PDs and 3 blocked kicks. Earned First-Team All-Mountain West Conference honors as a senior, recording 83 tackles, 8 TFLs, 1.5 sacks, 2 FFs, 1 FR, 1 PD and 1 blocked kick. In 2011, registered 48 tackles, 3 TFLs, 2.0 sacks, 1 FR and 2 blocked kicks. Recorded 57 tackles, 4 TFLs, 0.5 sacks, 1 FF and 1 PD in 2010. As a freshman, notched 9 tackles.

PERSONAL

- Attended Highlands Ranch (CO) HS, earning second-team all-state Class 5A honors as a senior, posting 60 solo tackles and 10.0 sacks.
- Was also ranked by Rivals.com as the No. 17 overall recruit in the state of Colorado.
- Majored in criminal justice at Wyoming.
- Mike and his wife, Christina, have one son, Kaimana.
- Born on 4/20/91 in Highlands Ranch, CO.

PURCELL'S GAME-BY-GAME

2014														2015																
Date	Opp	W/L	P/S	Tot	Sol	Ast	Sk	Yds	Int	Yds	PD	FF	FR	Yds	Date	Opp	W/L	P/S	Tot	Sol	Ast	Sk	Yds	Int	Yds	PD	FF	FR	Yds	
Sep 7	at Dal	W	—	—	PRACTICE SQUAD				—	—	—	—	—	—	Sep 14	Min	W	—	—	INACTIVE				—	—	—	—	—	—	—
Sep 14	Chi	L	—	—	PRACTICE SQUAD				—	—	—	—	—	—	Sep 20	at Pit	L	—	—	INACTIVE				—	—	—	—	—	—	—
Sep 21	at Arz	L	—	—	PRACTICE SQUAD				—	—	—	—	—	—	Sep 27	at Arz	L	—	—	INACTIVE				—	—	—	—	—	—	—
Sep 28	Phi	W	—	—	PRACTICE SQUAD				—	—	—	—	—	—	Oct 4	GB	L	—	—	INACTIVE				—	—	—	—	—	—	—
Oct 5	KC	W	—	—	PRACTICE SQUAD				—	—	—	—	—	—	Oct 11	at NYG	L	—	—	INACTIVE				—	—	—	—	—	—	—
Oct 13	at StL	W	—	—	PRACTICE SQUAD				—	—	—	—	—	—	Oct 18	Bal	W	—	—	INACTIVE				—	—	—	—	—	—	—
Oct 19	at Den	L	—	—	PRACTICE SQUAD				—	—	—	—	—	—	Oct 22	Sea	L	—	—	INACTIVE				—	—	—	—	—	—	—
Nov 2	StL	L	—	—	PRACTICE SQUAD				—	—	—	—	—	—	Nov 1	at StL	L	—	—	INACTIVE				—	—	—	—	—	—	—
Nov 9	at NO	W	—	—	PRACTICE SQUAD				—	—	—	—	—	—	Nov 8	Atl	W	1/0	0	0	0	0.0	0.0	0	0	0	0	0	0	0
Nov 16	at NYG	W	—	—	PRACTICE SQUAD				—	—	—	—	—	—	Nov 22	at Sea	L	1/0	3	2	1	0.0	0.0	0	0	0	0	0	0	0
Nov 23	Was	W	—	—	PRACTICE SQUAD				—	—	—	—	—	—	Nov 29	Arz	L	1/1	3	2	1	1.0	4.0	0	0	0	0	0	0	0
Nov 27	Sea	L	—	—	PRACTICE SQUAD				—	—	—	—	—	—	Dec 6	at Chi	W	1/1	3	2	1	0.0	0.0	0	0	0	0	0	0	0
Dec 7	at Oak	L	—	—	PRACTICE SQUAD				—	—	—	—	—	—	Dec 13	at Cle	L	1/0	3	2	1	0.0	0.0	0	0	0	0	0	0	0
Dec 14	at Sea	L	—	—	PRACTICE SQUAD				—	—	—	—	—	—	Dec 20	Cin	L	1/0	3	1	2	0.0	0.0	0	0	0	0	0	0	0
PROMOTED TO ACTIVE ROSTER ON 12/19														Dec 27	at Det	L	1/0	2	2	0	0.0	0.0	0	0	0	0	0	0	0	0
Dec 20	SD	L	1/0	1	1	0	0.0	0.0	0	0	0	0	0	0	Jan 3	StL	W	1/1	3	0	3	0.0	0.0	0	0	0	0	0	0	0
Dec 28	Arz	W	1/0	1	1	0	0.0	0.0	0	0	0	0	0	0	TOTALS															
TOTALS		2/0		2	2	0	0.0	0.0	0	0	0	0	0	0	8/3		20		11	9	1.0	4.0	0	0	0	0	0	0	0	



KEITH REASER

27

POSITION CB

HEIGHT 6-0

WEIGHT 190

COLLEGE FLORIDA ATLANTIC

BORN 7.31.91 // MIAMI, FL // KILLIAN HS, MIAMI, FL
2ND YEAR // ACQUIRED D-5B IN '14

2016 HIGHLIGHTS

- Registered 3 tackles, 2 PDs and 1 FF at Arz. (11/13), knocking the ball loose from Cardinals WR J.J. Nelson for his first career FF.
- Recorded 3 tackles and 1 FF at LA (12/24), punching the ball away from WR Kenny Britt for his second FF of the season.
- Part of a 49ers defense that allowed 177 net yds. (99 rush, 78 pass) at LA (12/24), the fewest given up by the 49ers defense in a single game since 11/19/12 vs. Chi. (143; 85 rush, 58 pass).

GOLDMINE

- The strength and conditioning part of football is nothing new to Reaser. He grew up a track star in high school and credits the conditioning of the sport to his success on the field. "I definitely improved my speed. I would give that advice to anybody playing football coming up that wanted to improve their speed, track definitely helps. I definitely think that's the reason I can run the way I do now." In addition to his speed, he displayed his strength at the 2014 NFL Combine. Reaser's 22 reps in the bench press were tied for the most by a cornerback.
- Growing up on the coast in Miami, FL, Reaser enjoyed both fresh and saltwater fishing. "I like the competition of fishing. I don't just go by myself. I don't know exactly what I like about it. Just the challenge of catching fish. I enjoy it."

REASER'S GOLDEN NUGGETS

- Cousin of former Washington Redskins Safety Sean Taylor. Reaser was 16 when Taylor passed away. The two would run, train and watch film together. Reaser said, "He was that family member that you looked up to and said, 'I want to be like him, I want to play like him, I want to dress like him.' He was my idol."
- At the 2014 NFL Combine, he registered 22 reps in the bench press, tied for the most by a CB.
- When he first arrived at FAU, he began on the scout team. He eventually worked his way up for the Owls and became a 5th-round draft pick by SF in the 2014 NFL Draft.

REASER'S GAME-BY-GAME

2016

Date	Opp	W/L	P/S	Tot	Sol	Ast	Sk	Yds	Int	Yds	PD	FF	FR	Yds
Sep 12	LA	W	—	—	INACTIVE (Ankle)				—	—	—	—	—	—
Sep 18	at Car	L	1/0	0	0	0	0.0	0.0	0	0	1	0	0	0
Sep 25	at Sea	L	1/0	3	1	2	0.0	0.0	0	0	0	0	0	0
Oct 2	Dal	L	1/0	1	1	0	0.0	0.0	0	0	0	0	0	0
Oct 6	Arz	L	1/0	2	0	2	0.0	0.0	0	0	0	0	0	0
Oct 16	at Buf	L	1/0	3	3	0	0.0	0.0	0	0	1	0	0	0
Oct 23	TB	L	1/0	0	0	0	0.0	0.0	0	0	0	0	0	0
Nov 6	NO	L	1/0	3	1	2	0.0	0.0	0	0	0	0	0	0
Nov 13	at Arz	L	1/0	3	3	0	0.0	0.0	0	0	2	1	0	0
Nov 20	NE	L	1/0	2	2	0	0.0	0.0	0	0	1	0	0	0
Nov 27	at Mia	L	1/0	3	3	0	0.0	0.0	0	0	0	0	0	0
Dec 4	at Chi	L	1/0	0	0	0	0.0	0.0	0	0	0	0	0	0
Dec 11	NYJ	L	1/0	1	1	0	0.0	0.0	0	0	0	0	0	0
Dec 18	at Atl	L	1/0	0	0	0	0.0	0.0	0	0	0	0	0	0
Dec 24	at LA	W	1/0	3	3	0	0.0	0.0	0	0	0	1	0	0
Jan 1	Sea													
TOTALS			14/0	24	18	6	0.0	0.0	0	0	5	2	0	0

Special Teams Tackles: 3

REASER'S CAREER STATISTICS

TACKLES									INTERCEPTIONS					FUMBLES		
YEAR	TEAM	GP	GS	TOT	SOL	AST	SACKS	YDS	INT	YDS	LG	TD	PD	FF	FR	YDS
2014	SF	—	—	—	RESERVE/NON-FOOTBALL INJURY				—	—	—	—	—	—	—	—
2015	SF	13	0	8	6	2	0.0	0.0	0	0	—	0	0	0	0	0
2016	SF	14	0	24	18	6	0.0	0.0	0	0	—	0	5	2	0	0
TOTALS		27	0	32	24	8	0.0	0.0	0	0	—	0	5	2	0	0

Additional Statistics:

Special Teams Tackles — 4: 2015 (1); 2016 (3)

Milestones:

NFL Debut: vs. Min. (9/14/15); **First FF:** at Arz. (11/13/16 — WR J.J. Nelson)

REASER'S CAREER HIGHS

Total Tackles: 5 vs. StL (1/3/16)

Solo: 3 (5 times) Last at LA (12/24/16)

Assists: 2 (4 times) Last vs. NO (11/6/16)

Passes Defensed: 2 at Arz. (11/13/16)

Forced Fumbles: 1 (2 times) Last at LA (12/24/16)

REASER'S TRANSACTIONS

Originally the second of two 5th-round (170th overall) draft choices by SF in 2014...Placed on the Reserve/Non-Football Injury List on 8/25/14.

2015

- Played in 13 games and registered 8 tackles on the season.
- Recorded a career-high 5 tackles vs. StL (1/3/16).

2014

- Placed on the Reserve/Non-Football Injury List on 8/25 where he spent the entire season.

COLLEGE

Played in 40 games (32 starts) for the Owls and registered 158 tackles, 7 TFLs, 5 INTs, 1 FR and 14 PDs. As a senior, played in 6 games (5 starts), recording 26 tackles, 2 TFLs and 4 PDs before suffering a knee injury that sidelined him for the remainder of the season. In 2012, started all 12 games and tallied 45 tackles, 1.5 TFLs, 2 INTs, 1 FR and 3 PDs. As a sophomore, started all 12 games and notched 61 tackles, 2.5 TFLs, 2 INTs and 7 PDs. In 2010, played in 10 games (3 starts) and registered 26 tackles, 1 TFL and 1 INT.

PERSONAL

- Cousin of late Washington Redskins S Sean Taylor.
- Attended Killian (Miami, FL) HS where he earned First-Team All-Dade County and second-team all-state honors as a senior.
- Also ran track, specializing in the 4X100 and the 200.
- Born Keith Reaser (7/31/91) in Miami, FL.

INJURY REPORT

- 2014:** Placed on the Reserve/Non-Football Injury List on 8/25.
- 2015:** Inactive vs. Atl. (11/8) and at Sea. (11/22) with an ankle injury.
- 2016:** Inactive vs. LA (9/12) with an ankle injury.

REASER'S GAME-BY-GAME

2015

Date	Opp	W/L	P/S	Tot	Sol	Ast	Sk	Yds	Int	Yds	PD	FF	FR	Yds
Sep 14	Min	W	1/0	0	0	0	0.0	0.0	0	0	0	0	0	0
Sep 20	at Pit	L	1/0	0	0	0	0.0	0.0	0	0	0	0	0	0
Sep 27	at Arz	L	1/0	0	0	0	0.0	0.0	0	0	0	0	0	0
Oct 4	GB	L	1/0	2	2	0	0.0	0.0	0	0	0	0	0	0
Oct 11	at NYG	L	1/0	0	0	0	0.0	0.0	0	0	0	0	0	0
Oct 18	Bal	W	1/0	0	0	0	0.0	0.0	0	0	0	0	0	0
Oct 22	Sea	L	1/0	1	1	0	0.0	0.0	0	0	0	0	0	0
Nov 1	at StL	L	1/0	0	0	0	0.0	0.0	0	0	0	0	0	0
Nov 8	Atl	W	—	—	INACTIVE (Ankle)			—	—	—	—	—	—	—
Nov 22	at Sea	L	—	—	INACTIVE (Ankle)			—	—	—	—	—	—	—
Nov 29	Arz	L	1/0	0	0	0	0.0	0.0	0	0	0	0	0	0
Dec 6	at Chi	W	1/0	0	0	0	0.0	0.0	0	0	0	0	0	0
Dec 13	at Cle	L	1/0	0	0	0	0.0	0.0	0	0	0	0	0	0
Dec 20	Cin	L	1/0	0	0	0	0.0	0.0	0	0	0	0	0	0
Dec 27	at Det	L	—	—	DID NOT PLAY			—	—	—	—	—	—	—
Jan 3	StL	W	1/0	5	3	2	0.0	0.0	0	0	0	0	0	0
TOTALS				13/0	8	6	2	0.0	0.0	0	0	0	0	0



WILL REDMOND

23

POSITION CB

HEIGHT 6-0

WEIGHT 186

COLLEGE MISSISSIPPI STATE

BORN 12.28.93 // MEMPHIS, TN // EAST HS, MEMPHIS, TN
ROOKIE // ACQUIRED D-3 IN '16

GOLDMINE

- Redmond was the starting quarterback for the Manassas (Memphis, TN) Tigers High School football team. Manassas was featured in the documentary, *Undefeated*, which won an Academy Award for Best Documentary Feature in 2012. The film documents the struggles of his high school football team, as they attempted a winning season after years of losing. The team was coached by Bill Courtney, who volunteered for the position.
- One of the first things Redmond did after being drafted by the 49ers was visit Dunbar Elementary School in his hometown of Memphis, TN, to speak to the local 4th and 5th grade students.



REDMOND'S GOLDEN NUGGET

- Redmond was the starting quarterback for the Manassas (Memphis, TN) Tigers high school football team. Manassas was featured in the documentary, *Undefeated*, which won an Academy Award for Best Documentary Feature in 2012.



REDMOND'S CAREER STATISTICS

2016 Season Statistics																			
YEAR	TEAM	GP	GS	TACKLES					YDS	INT	INTERCEPTIONS					PD	FUMBLES		
				TOT	SOL	AST	SACKS				YDS	LG	TD	FF	FR		YDS		
2016	SF	—	—	—	INJURED RESERVE (Knee)					—	—	—	—	—	—	—	—		
TOTALS		0	0	0	0	0	0.0	0.0	0	0	—	0	0	0	0	0	0		

REDMOND'S TRANSACTIONS

Originally a 3rd-round (68th overall) draft choice by SF in 2016...Placed on the Injured Reserve List on 9/5/16.

COLLEGE

Played in 27 games (7 starts) for the Bulldogs and registered 99 tackles, 5.5 TFLs, 5 INTs and 8 PDs in his career. As a senior, started all 7 games in which he appeared and notched 25 tackles, 2 INTs and 1 PD. In 2014, played in 12 games and led the Bulldogs with 3 INTs. Also tallied 51 tackles, 3.0 TFLs and 5 PDs. As a sophomore, played in 8 games and registered 23 tackles, 2.5 TFLs and 2 PDs.

PERSONAL

- Majored in communications.
- Finished his prep career at East (Memphis, TN) HS where he notched 51 tackles and 4 INTs, while adding 1,355 all-purpose yds. and 18 TDs as senior.
- Began his high school career at Manassas (Memphis, TN) HS which was featured in the documentary, *Undefeated*.
- Born Will Redmond (12/28/93) in Memphis, TN.

INJURY REPORT

2016: Placed on the Injured Reserve List with a knee injury on 9/5/16.



ERIC REID

35

POSITION S

HEIGHT 6-1

WEIGHT 213

COLLEGE LOUISIANA STATE

BORN 12.10.91 // GEISMAR, LA // DUTCOTOWN HS, GEISMAR, LA
4TH YEAR // ACQUIRED D-1 IN '13

AWARDS & HONORS

2013: Pro Bowl, Thomas Herrion Memorial Award, PFWA All-Rookie Team



CAREER HIGHLIGHTS


- In 2013, Reid was one of only three players in the NFL to record 4-or-more INTs and 2-or-more FRs (LB Kiko Alonso 4 INTs/2 FRs; CB Alterraun Verner 5 INTs/2 FRs).

2016 HIGHLIGHTS

- Registered 7 tackles, 2 PDs and 1 INT at Arz. (11/13), intercepting Cardinals QB Carson Palmer for his first INT of the year and eighth of his career.

GOLDMINE

- Prior to Super Bowl 50 held at Levi's Stadium, Reid teamed with fellow 49ers RB Carlos Hyde and Hall of Fame DB Ronnie Lott to put on a Super ProCamp in support of the Starkey Hearing Foundation and presented by Safeway.



- In May of 2016, Reid hosted his Second Annual "Eric Reid Invitational," a golf tournament which raises money for the Baton Rouge Sickle Cell Anemia Foundation. The event has brought in more than \$130,000 throughout its first two years.

- Reid's father, Eric Reid, Sr., was a three-time All-American hurdler for LSU from 1984-87 and is a member of the LSU Athletic Hall of Fame.



- In 2015, Levi's Stadium hosted European giants Manchester United F.C. and FC Barcelona as part of the 2015 International Champions Cup North America Presented by Guinness. Reid, along with teammate Joe Staley, participated in the football-fútbol combination and attended a Barcelona practice.

REID'S GOLDEN NUGGETS

- Was the recipient of the Thomas Herrion Memorial Award in 2013, given by the 49ers coaches to the rookie or first-year player who has taken advantage of every opportunity and turned it into a positive situation.
- Prior to WrestleMania 31 held at Levi's® Stadium, along with WWE Superstars, spoke to students about being an ally along with bullying intervention in March of 2015.
- A 2013 Pro Bowl selection, he was the first 49ers rookie safety in franchise history to be named to the Pro Bowl.
- During the 2016 offseason, launched his own website, EricReidOfficialWebsite.com.

REID'S GAME-BY-GAME

2016

Date	Opp	W/L	P/S	Tot	Sol	Ast	Sk	Yds	Int	Yds	PD	FF	FR	Yds
Sep 12	LA	W	1/1	7	5	2	0.0	0.0	0	0	0	0	0	0
Sep 18	at Car	L	1/1	9	6	3	0.0	0.0	0	0	0	0	0	0
Sep 25	at Sea	L	1/1	13	10	3	0.0	0.0	0	0	1	0	0	0
Oct 2	Dal	L	1/1	5	4	1	0.0	0.0	0	0	1	0	0	0
Oct 6	Arz	L	1/1	8	2	6	0.0	0.0	0	0	0	1	0	0
Oct 16	at Buf	L	1/1	7	6	1	0.0	0.0	0	0	0	0	0	0
Oct 23	TB	L	1/1	8	8	0	0.0	0.0	0	0	0	0	0	0
Nov 6	NO	L	1/1	9	4	5	0.0	0.0	0	0	1	0	0	0
Nov 13	at Arz	L	1/1	7	4	3	0.0	0.0	1	13	2	0	0	0
Nov 20	NE	L	1/1	8	6	2	0.0	0.0	0	0	0	0	0	0
PLACED ON INJURED RESERVE (Bicep) ON 11/22														
TOTALS				10/10	81	55	26	0.0	0.0	1	13	4	1	0

REID'S CAREER STATISTICS

YEAR	TEAM	GP	GS	TACKLES					INT	INTERCEPTIONS				PD	FUMBLES		
				TOT	SOL	AST	SACKS	YDS		YDS	LG	TD			FF	FR	YDS
2013	SF	16	16	92	69	23	0.0	0.0	4	54	53	0	11	0	0	1	0
2014	SF	15	15	55	39	16	0.0	0.0	3	138	73	0	7	0	0	0	0
2015	SF	16	16	81	59	22	1.0	3.0	0	0	—	0	7	1	0	0	0
2016	SF	10	10	81	55	26	0.0	0.0	1	13	13	0	5	1	0	0	0
TOTALS		57	57	309	222	87	1.0	3.0	8	205	73	0	30	2	1	0	0

YEAR	TEAM	GP	GS	TACKLES					INT	INTERCEPTIONS				PD	FUMBLES		
				TOT	SOL	AST	SACKS	YDS		YDS	LG	TD			FF	FR	YDS
2013	SF	3	3	17	11	6	0.0	0.0	0	0	—	0	1	0	0	0	0
TOTALS		3	3	17	11	6	0.0	0.0	0	0	—	0	1	0	0	0	0

Additional Statistics:

Special Teams Tackles – 15: 2013 (7); 2014 (3); 2015 (5)

Special Teams Fumble Recoveries – 1: 2013 (1)

Milestones:

NFL Debut: vs. GB (9/8/13); **First Start:** vs. GB (9/8/13); **First INT:** vs. GB (9/8/13 – QB Aaron Rodgers); **First FR:** vs. Arz. (10/13/13 – WR Larry Fitzgerald); **First FF:** at Cle. (12/13/15 – WR Brian Hartline); **First Sack:** vs. Cin. (12/20/15 – QB AJ McCarron)

REID'S CAREER HIGHS

Total Tackles: Regular Season – 13 (2 times) Last at Sea. (9/25/16);

Postseason – 10 at GB (1/5/14)

Solo: Regular Season – 10 at Sea. (9/25/16); Postseason – 8 at GB (1/5/14)

Assists: Regular Season – 6 vs. Arz. (10/6/16); Postseason – 3 at Sea. (1/19/14)

Sacks: 1.0 vs. Cin. (12/20/15)

Passes Defensed: Regular Season – 2 (3 times) Last at Arz. (11/13/16);

Postseason – 1 at Car. (1/12/14)

Interceptions: 1 (8 times) Last at Arz. (11/13/16)

Interception Yards: 73 at Sea. (12/14/14)

Long Interception Return: 53 vs. Arz. (10/13/13)

Forced Fumbles: 1 (2 times) Last vs. Arz. (10/6/16)

Fumble Recoveries: 1 vs. Arz. (10/13/13)

REID'S TRANSACTIONS

Originally a 1st-round (18th overall) draft choice by SF in 2013...Placed on the Injured Reserve List on 11/22/16.

2015

- Started all 16 games and recorded 81 tackles with 7 PDs, 1.0 sack and 1 FF.
- Registered a career-high 13 tackles at Sea. (11/22).
- Recorded 9 tackles and his first career FF at Cle. (12/13), knocking the ball loose from Browns WR Brian Hartline.
- Registered the first sack of his career vs. Cin. (12/20), taking down Bengals QB AJ McCarron for a three-yard loss.

2014

- Started all 15 games in which he appeared and tallied 55 tackles, 3 INTs and 7 PDs.
- Intercepted a pass by Cowboys QB Tony Romo in the 1st qtr. at Dal. (9/7). He returned the INT 48 yds. to the Dal. 2-yd. line. Reid registered an INT in each of his first two season openers.
- As time expired in the first half, intercepted Seahawks QB Russell Wilson for his 3rd INT of the season and 7th of his career, and returned the pick 73 yds. It marked the longest INT return of his career and the longest by a 49er since LB NaVorro Bowman's 89-yd. INT return vs. Atl. (12/23/13).

2013

- Started all 16 games and notched a career-high 92 tackles while adding 4 INTs, 1 FR and 11 PDs.
- Made his NFL debut vs. GB (9/8), recording 7 tackles, 1 INT, 1 PD and 1 special teams tackle. His first career INT came off of Packers QB Aaron Rodgers. Reid became the first 49ers rookie to intercept a pass on opening day since both DB Don Griffin and CB Tim McKyer each registered an INT at TB (9/7/86).
- Registered his 2nd INT of the season, picking off a pass by Seahawks QB Russell Wilson vs. Sea. (9/15). According to the Elias Sports Bureau, Reid is the only 49ers rookie, since the merger in 1970, to register an INT in each of the team's first 2 games. The last rookie in the NFL to register an INT in the team's first 2 games was Phi. S Nate Allen in 2010.
- Tallied 1 INT vs. Arz. (10/13), his 3rd of the season, picking off Cardinals QB Carson Palmer and returning it 53 yds to the Cardinals 7-yd. line. Also recorded his first career FR, recovering a fumble by Arz. WR Larry Fitzgerald. The takeaway led to a 6-yd. TD run by RB Kendall Hunter.
- The 49ers defense held Was. (11/25) to just 76 net yds. passing, the fewest net passing yds. San Francisco has allowed since 11/19/12 vs. Chi. (58 net yds. passing).

COLLEGE

Played in 39 games (29 starts) for the Tigers and amassed 199 tackles, 11 PDs, 6 INTs, 4.5 tackles for loss, 2 FRs and 2 FFs. As a senior, earned First-Team All-America honors from the American Football Coaches Association, Football Writers Association and ESPN, and Second-Team All-America honors by the Associated Press and *Sports Illustrated*. Also named First-Team All-SEC. Voted permanent team captain by the players, started all 13 games and tallied 91 tackles, 2 INTs, 1 FR and 7 PDs. In 2011, named First-Team All-America by The NFL Draft Reports and was also named Second-Team All-SEC by the Associated Press. Started 13 games and tied for the team lead with 76 tackles, while adding 2 INTs, 2 FFs, 1 FR and 3 PDs. As a freshman, played in 13 games (3 starts) and registered 32 tackles, 2 INTs and 1 PD.

PERSONAL

- Member of the All-SEC Academic Honor Roll in 2011 and 2012.
- Attended Dutchtown (Geismar, LA) HS and was a member of the Rivals.com Top 100 team and rated as the top defensive player in the state of Louisiana.
- As a senior, was a Louisiana Class 5A All-State selection, registering 45 tackles and 3 INTs.
- Eric has a daughter, LeiLani.
- Born Eric Todd Reid (12/10/91) in Baton Rouge, LA.
- Majored in business administration.

INJURY REPORT

2014: Inactive vs. Arz. (12/28) with a concussion.

2016: Placed on the Injured Reserve List on 11/22 with a biceps injury.

REID'S GAME-BY-GAME

2013															2015																
Date	Opp	W/L	P/S	Tot	Sol	Ast	Sk	Yds	Int	Yds	PD	FF	FR	Yds	Date	Opp	W/L	P/S	Tot	Sol	Ast	Sk	Yds	Int	Yds	PD	FF	FR	Yds		
Sep 8	GB	W	1/1	7	7	0	0.0	0.0	1	0	1	0	0	0	Sep 14	Min	W	1/1	2	2	0	0.0	0.0	0	0	0	0	0	0		
Sep 15	at Sea	L	1/1	2	2	0	0.0	0.0	1	1	1	0	0	0	Sep 20	at Pit	L	1/1	4	3	1	0.0	0.0	0	0	1	0	0	0		
Sep 22	Ind	L	1/1	6	4	2	0.0	0.0	0	0	1	0	0	0	Sep 27	at Arz	L	1/1	5	2	3	0.0	0.0	0	0	0	0	0	0		
Sep 26	at StL	W	1/1	2	0	2	0.0	0.0	0	0	0	0	0	0	Oct 4	GB	L	1/1	5	4	1	0.0	0.0	0	0	0	0	0	0		
Oct 6	Hou	W	1/1	9	7	2	0.0	0.0	0	0	1	0	0	0	Oct 11	at NYG	L	1/1	4	2	2	0.0	0.0	0	0	0	0	0	0		
Oct 13	Arz	W	1/1	7	5	2	0.0	0.0	1	53	1	0	1	0	Oct 18	Bal	W	1/1	6	3	3	0.0	0.0	0	0	1	0	0	0		
Oct 20	at Ten	W	1/1	5	3	2	0.0	0.0	0	0	0	0	0	0	Oct 22	Sea	L	1/1	3	2	1	0.0	0.0	0	0	1	0	0	0		
Oct 27	at Jax	W	1/1	9	8	1	0.0	0.0	0	0	1	0	0	0	Nov 1	at StL	L	1/1	3	2	1	0.0	0.0	0	0	1	0	0	0		
Nov 10	Car	L	1/1	1	1	0	0.0	0.0	0	0	0	0	0	0	Nov 8	Atl	W	1/1	5	5	0	0.0	0.0	0	0	0	0	0	0		
Nov 17	at NO	L	1/1	7	5	2	0.0	0.0	0	0	1	0	0	0	Nov 22	at Sea	L	1/1	13	9	4	0.0	0.0	0	0	0	0	0	0		
Nov 25	at Was	W	1/1	7	4	3	0.0	0.0	0	0	1	0	0	0	Nov 29	Arz	L	1/1	3	3	0	0.0	0.0	0	0	1	0	0	0		
Dec 1	StL	W	1/1	5	3	2	0.0	0.0	0	0	1	0	0	0	Dec 6	at Chi	W	1/1	3	3	0	0.0	0.0	0	0	0	0	0	0		
Dec 8	Sea	W	1/1	6	5	1	0.0	0.0	0	0	0	0	0	0	Dec 13	at Cle	L	1/1	9	8	1	0.0	0.0	0	0	0	1	0	0		
Dec 15	at TB	W	1/1	5	4	1	0.0	0.0	1	0	1	0	0	0	Dec 20	Cin	L	1/1	4	3	1	1.0	3.0	0	0	0	0	0	0		
Dec 23	Atl	W	1/1	3	2	1	0.0	0.0	0	0	0	0	0	0	Dec 27	at Det	L	1/1	6	6	0	0.0	0.0	0	0	0	0	0	0		
Dec 29	at Arz	W	1/1	11	9	2	0.0	0.0	0	0	1	0	0	0	Jan 3	StL	W	1/1	6	2	4	0.0	0.0	0	0	2	0	0	0		
TOTALS		16/16			92	69	23	0.0	0.0	4	54	11	0	1	0	TOTALS		16/16			81	59	22	1.0	3.0	0	0	7	1	0	0

2013 Postseason

Date	Opp	W/L	P/S	Tot	Sol	Ast	Sk	Yds	Int	Yds	PD	FF	FR	Yds
Jan 5	at GB	W	1/1	10	8	2	0.0	0.0	0	0	0	0	0	0
Jan 12	at Car	W	1/1	2	1	1	0.0	0.0	0	0	1	0	0	0
Jan 19	at Sea	L	1/1	5	2	3	0.0	0.0	0	0	0	0	0	0
TOTALS			3/3	17	11	6	0.0	0.0	0	0	1	0	0	0

2014

Date	Opp	W/L	P/S	Tot	Sol	Ast	Sk	Yds	Int	Yds	PD	FF	FR	Yds
Sep 7	at Dal	W	1/1	6	3	3	0.0	0.0	1	48	1	0	0	0
Sep 14	Chi	L	1/1	0	0	0	0.0	0.0	0	0	0	0	0	0
Sep 21	at Arz	L	1/1	3	2	1	0.0	0.0	0	0	0	0	0	0
Sep 28	Phi	W	1/1	2	1	1	0.0	0.0	0	0	0	0	0	0
Oct 5	KC	W	1/1	7	4	3	0.0	0.0	0	0	0	0	0	0
Oct 13	at StL	W	1/1	4	4	0	0.0	0.0	0	0	1	0	0	0
Oct 19	at Den	L	1/1	0	0	0	0.0	0.0	0	0	0	0	0	0
Nov 2	StL	L	1/1	5	2	3	0.0	0.0	0	0	0	0	0	0
Nov 9	at NO	W	1/1	7	5	2	0.0	0.0	0	0	1	0	0	0
Nov 16	at NYG	W	1/1	5	4	1	0.0	0.0	1	17	2	0	0	0
Nov 23	Was	W	1/1	5	4	1	0.0	0.0	0	0	1	0	0	0
Nov 27	Sea	L	1/1	4	4	0	0.0	0.0	0	0	0	0	0	0
Dec 7	at Oak	L	1/1	3	2	1	0.0	0.0	0	0	0	0	0	0
Dec 14	at Sea	L	1/1	3	3	0	0.0	0.0	1	73	1	0	0	0
Dec 20	SD	L	1/1	1	1	0	0.0	0.0	0	0	0	0	0	0
Dec 28	Arz	W	—	INACTIVE (Concussion)				—	—	—	—	—	—	—
TOTALS			15/15	55	39	16	0.0	0.0	3	138	7	0	0	0



RASHARD ROBINSON

33

POSITION CB

HEIGHT 6-1

WEIGHT 177

COLLEGE LOUISIANA STATE

BORN 7.23.95 // POMPAÑO BEACH, FL // ELY HS, POMPAÑO BEACH, FL
ROOKIE // ACQUIRED D-4 IN '16

2016 HIGHLIGHTS

- Made 5 tackles in his first career start vs. Dal. (10/2) and registered a game-high 3 PDs.
- In the 4th Qtr., intercepted QB Jared Goff with 21 seconds remaining to secure the victory at LA (12/24), marking the 1st INT of his career.
- Part of a 49ers defense that allowed 177 net yds. (99 rush, 78 pass) at LA (12/24), the fewest given up by the 49ers defense in a single game since 11/19/12 vs. Chi. (143; 85 rush, 58 pass).

GOLDMINE

- In December of 2015, Robinson partnered with Social Engineers 4 Change (SE4C), a non-profit in his hometown of Pompano Beach, FL, to host the second annual 'Ballin 4 A Cure' Tournament, flag football edition. Proceeds from the 7-on-7 flag football tournament went to asbestos-related cancer awareness and research as well as the Educated Athlete Scholarship Fund.
- Robinson attended Ely High School, which in 2014, was ranked third in the state of Florida for the most NFL draft picks behind St. Thomas Aquinas (Fort Lauderdale, FL) and Northwestern (Miami, FL). Notable NFL alumni from Blanche Ely include Patrick Peterson, Jerome McDougle, Walter McFadden, Al Harris, James Jones, and Corey Simon.



ROBINSON'S GOLDEN NUGGET

- In an effort to give back to his hometown, Robinson partnered with a local non-profit in Pompano Beach, FL, for a 7-on-7 flag football tournament that raised proceeds for cancer awareness.

ROBINSON'S GAME-BY-GAME

2016

Date	Opp	W/L	P/S	Tot	Sol	Asst	Sk	Yds	Int	Yds	PD	FF	FR	Yds
Sep 12	LA	W	1/0	1	1	0	0.0	0.0	0	0	0	0	0	0
Sep 18	at Car	L	1/0	1	1	0	0.0	0.0	0	0	0	0	0	0
Sep 25	at Sea	L	1/0	1	0	1	0.0	0.0	0	0	0	0	0	0
Oct 2	Dal	L	1/1	5	5	0	0.0	0.0	0	0	3	0	0	0
Oct 6	Arz	L	1/1	4	3	1	0.0	0.0	0	0	1	0	0	0
Oct 16	at Buf	L	1/1	5	4	1	0.0	0.0	0	0	0	0	0	0
Oct 23	TB	L	1/1	3	3	0	0.0	0.0	0	0	0	0	0	0
Nov 6	NO	L	—	—	—	—	INACTIVE (Knee)	—	—	—	—	—	—	—
Nov 13	at Arz	L	—	—	—	—	INACTIVE (Knee)	—	—	—	—	—	—	—
Nov 20	NE	L	1/0	1	1	0	0.0	0.0	0	0	0	0	0	0
Nov 27	at Mia	L	1/0	2	2	0	0.0	0.0	0	0	1	0	0	0
Dec 4	at Chi	L	1/0	1	1	0	0.0	0.0	0	0	1	0	0	0
Dec 11	NYJ	L	1/0	1	0	1	0.0	0.0	0	0	0	0	0	0
Dec 18	at Atl	L	1/0	3	0	3	0.0	0.0	0	0	0	0	0	0
Dec 24	at LA	W	1/1	2	1	1	0.0	0.0	1	0	1	0	0	0
Jan 1	Sea													
TOTALS				13/6	30	22	8	0.0	0.0	1	0	7	0	0

ROBINSON'S CAREER STATISTICS

YEAR	TEAM	GP	GS	TACKLES				YDS	INT	INTERCEPTIONS				PD	FUMBLES		
				TOT	SOL	AST	SACKS			YDS	LG	TD			FF	FR	YDS
2016	SF	13	6	30	22	8	0.0	0.0	1	0	0	0	7	0	0	0	0
TOTALS		13	6	30	22	8	0.0	0.0	1	0	0	0	7	0	0	0	0

Milestones:

NFL Debut: vs. LA (9/12/16); **First Start:** vs. Dal. (10/2/16); **First INT:** at LA (12/24/16 – QB Jared Goff)

ROBINSON'S CAREER HIGHS

Total Tackles: 5 (2 times) Last at Buf. (10/16/16)

Solo: 5 vs. Dal. (10/2/16)

Assists: 3 at Atl. (12/18/16)

Passes Defensed: 3 vs. Dal. (10/2/16)

Interceptions: 1 at LA (12/24/16)

Long Interception Return: 0 at LA (12/24/16)

ROBINSON'S TRANSACTIONS

Originally a 4th-round (133rd overall) draft choice by SF in 2016.

COLLEGE

Appeared in 20 games (8 starts) for the Tigers and tallied 33 tackles, 1.5 TFLs, 1 INT and 4 PDs in his career. In 2014, played in 8 games (6 starts) and recorded 17 tackles, 1.0 TFL and 1 PD. As a freshman, played in 12 games (2 starts) and notched 16 tackles, 0.5 TFL, 1 INT and 3 PDs.

PERSONAL

- Majored in sports administration.
- Attended Ely (Pompano Beach, FL) HS where he notched 40 tackles and 3 INTs as a senior.
- Born Rashard Robinson (7/23/95) in Pompano Beach, FL.

INJURY REPORT

2016: Inactive vs. NO (11/6) and at Arz. (11/13) with a knee injury.



ERIC ROGERS

3

POSITION WR | HEIGHT 6-3 | WEIGHT 210 | COLLEGE CALIFORNIA LUTHERAN

BORN 2.12.91 // COVINA, CA // CHARTER OAK HS, COVINA, CA
1ST YEAR // ACQUIRED FA IN '16

GOLDMINE

- Rogers' remarkable journey to the NFL has had many twists and turns. As he began at Division III California Lutheran, Rogers took out student loans, applied for financial aid, worked in the cafeteria swiping meal cards and washed uniforms at the football facility on Sunday mornings to help offset the cost of college. "At one point he's the best player in Division III football, and the next he's asking me which cleaner to use to get heavy grass stains out," said Cal Lutheran head coach Ben McEnroe.
- Rogers was raised by strong women who helped keep him out of trouble as a youth growing up. Thanks to his mother, grandmother and sports, Rogers stayed out of trouble. "Football was my getaway," he says. "My mom always told me, 'Be a leader, not a follower. Just because your friends do something, you don't have to.' I took that to heart." His mother, Carrie Barron, works as a home nurse and taught him the value of hard work while his grandmother, Doris, who passed away in 2013, showed him how to deal with adversity. "The best thing I learned from her is no matter what obstacle you face, keep battling," Rogers said. "She had cancer two or three times, went through chemo, and she was always a fighter, a warrior."

ROGERS' GOLDEN NUGGETS

- Rogers' unusual path to the NFL started at California Lutheran, a Division III school in Thousand Oaks, CA. He spent training camp with the Dallas Cowboys in 2013, followed by trips in the Arena Football League with the Portland Thunder and the Canadian Football League with the Calgary Stampeders.
- In 2015 as a member of the CFL's Calgary Stampeders, registered 87 receipts. for a league-high 1,448 rec. yds. and 10 TDs.
- Finished his career at California Lutheran University as the school's all-time leader in receipts. (220), rec. yds. (3,461) and rec. TDs (41).

ROGERS' TRANSACTIONS

Originally signed by Dal. as an undrafted free agent on 5/10/13...Waived by Dal. on 8/27/13...Signed Reserve/Future contract with SF on 1/21/16...Placed on the Injured Reserve List on 8/27/16.

2015 CFL (CALGARY STAMPEDERS)

- Appeared in 17 games and registered 87 receipts. for a CFL-leading 1,448 rec. yds. and 10 TDs.

2014 CFL (CALGARY STAMPEDERS)

- Signed with the Stampeders on 7/7/14 and appeared in 2 games.
- Recorded 3 receipts. for 60 yds. and 2 TDs in the team's Western Division Finals win over the Edmonton Eskimos.

2014 AFL (PORTLAND THUNDER)

- Appeared in 9 games for the AFL's Portland Thunder, registering 73 receipts. for 903 yds. and 27 TDs.

2013 (DALLAS COWBOYS)

- Signed with the Dallas Cowboys as an undrafted free agent on 5/10/13 and was released on 8/27/13.

COLLEGE

Registered 220 receipts. for 3,461 rec. yds. and 41 TDs at California Lutheran, ranking first in school history in each category. In 2012, earned Southern California Intercollegiate Athletic Conference (SCIAC) Offensive Player of the Year honors, appearing in all 10 games and set school records for single season receipts. (91) and rec. TDs (18) while registering the second most rec. yds. in a single season (1,298). As a junior in 2011, named all-SCIAC for the third straight year and First-Team All-SCIAC honors for the second consecutive season. Played in 10 games and registered a team-high 42 receipts. for 948 yds. and 9 TDs. In 2010, earned All-SCIAC for the second consecutive season and first-team all-SCIAC honors. Appeared in 10 games and led the Kingsmen with 62 receipts. for 817 yds. and 9 TDs. As a freshman in 2009, named second-team all-SCIAC. Appeared in 8 games, finishing with 25 receipts. for 398 rec. yds. and a team-high 5 TDs.

PERSONAL

- In 2011, competed as a member of the Cal Lutheran Track & Field team at the NCAA Division III Track & Field Championships, finishing third and setting the school record in the triple jump (15.15m/49-8.50). Due to his performance at the National Championships, was named to the All-Conference team and earned All-American honors in the triple jump.
- Majored in criminal justice with a minor in sociology.
- Attended Charter Oak (Covina, CA) HS, where he was a member of the football, basketball and track teams and earned second-team all-league honors in football and basketball.
- Born Eric Dionne Rogers (2/12/91) in Duarte, CA.

INJURY REPORT

2016: Placed on the Injured Reserve List on 8/27 with a knee injury.



JACOREY SHEPHERD

38

POSITION CB | HEIGHT 5-11 | WEIGHT 199 | COLLEGE KANSAS

BORN 3.29.93 // MESQUITE, TX // MESQUITE HORN HS, MESQUITE, TX
2ND YEAR // ACQUIRED FA IN '16

2016 HIGHLIGHTS

- Recorded 3 KORs for 104 yds. (34.7 avg.) vs. NO (11/6). His 34.7 avg. on KORs marked the highest average by a member of the 49ers (min. 3 KORs) since 9/11/11 [WR Ted Ginn Jr. - 4 KORs for 176 yds. (44.0 avg.) and 1 TD].
- Registered 5 KORs for 112 yds. (22.4 avg.) at Atl. (12/18), including a career-long 41-yd. kickoff return. It marked the longest kickoff return by the 49ers since 12/20/14 vs. SD (CB Perrish Cox - 57-yd. return)..

GOLDMINE

- Shepherd was heavily involved in the community during his college career as a Jayhawk. During his time at Kansas, he earned the University's Galen Fiss Award for demonstrating exemplary service to community and campus during both his junior and senior seasons for his work with the Big Brothers organization as a mentor as well as participating in several football clinics with both the special needs community and elementary school students in Lawrence, KS.



SHEPHERD'S GOLDEN NUGGETS

- Developed strong ties with the Big Brothers Big Sisters program while at Kansas and became a Big Brother mentor to a young man named Christopher as a sophomore.
- Finished his college career at Kansas ranked fourth in school history with 1,320 kick return yards.

GOLDMINE (CONTINUED)

- As a sophomore at KU, Shepherd listened to a presentation from one of his classmates about the Big Brothers Big Sisters program. Missing his six brothers and sisters from back home, he immediately signed up to help. He became a Big Brother mentor for a young man named Christopher and the two developed a strong relationship during the rest of his college career. "I missed being there for someone," Shepherd said in 2015. "That's why I wanted to be a Big, and help a Little. You can never help enough people. Just by taking a little time out of your day, you can help kids in need."

SHEPHERD'S GAME-BY-GAME

2016														2016 Returns													
Date	Opp	W/L	P/S	Tot	Sol	Ast	Sk	Yds	Int	Yds	PD	FF	FR	Yds	Date	Opp	KR	Yds	Avg	Lg	TD	PR	FC	Yds	Avg	Lg	TD
SIGNED BY SF ON 10/10														SIGNED BY SF ON 10/10													
Oct 16	at Buf	L	1/0	0	0	0	0.0	0.0	0	0	0	0	0	0	Oct 16	at Buf	0	0	-	-	0	0	0	0	-	-	0
Oct 23	TB	L	1/0	0	0	0	0.0	0.0	0	0	0	0	0	0	Oct 23	TB	0	0	-	-	0	0	0	0	-	-	0
Nov 6	NO	L	1/0	0	0	0	0.0	0.0	0	0	0	0	0	0	Nov 6	NO	3	104	34.7	36	0	0	0	0	-	-	0
Nov 13	at Arz	L	1/0	0	0	0	0.0	0.0	0	0	0	0	0	0	Nov 13	at Arz	1	19	19.0	19	0	0	0	0	-	-	0
Nov 20	NE	L	1/0	0	0	0	0.0	0.0	0	0	0	0	0	0	Nov 20	NE	1	10	10.0	10	0	0	0	0	-	-	0
Nov 27	at Mia	L	1/0	0	0	0	0.0	0.0	0	0	0	0	0	0	Nov 27	at Mia	3	50	16.7	25	0	0	0	0	-	-	0
Dec 4	at Chi	L	1/0	0	0	0	0.0	0.0	0	0	0	0	0	0	Dec 4	at Chi	3	57	19.0	24	0	0	0	0	-	-	0
Dec 11	NYJ	L	1/0	0	0	0	0.0	0.0	0	0	0	0	0	0	Dec 11	NYJ	1	20	20.0	20	0	0	0	0	-	-	0
Dec 18	at Atl	L	1/0	1	1	0	0.0	0.0	0	0	0	0	0	0	Dec 18	at Atl	5	112	22.4	41	0	0	0	0	-	-	0
Dec 24	at LA	W	1/0	0	0	0	0.0	0.0	0	0	0	0	0	0	Dec 24	at LA	2	37	18.5	22	0	0	0	0	-	-	0
Jan 1	Sea													Jan 1	Sea												
TOTALS			10/0	1	1	0	0.0	0.0	0	0	0	0	0	0	TOTALS		19	409	21.5	41	0	0	0	0	-	-	0

Special Teams Tackles: 1

SHEPHERD'S CAREER STATISTICS

YEAR	TEAM	GP	GS	TACKLES					INT	INTERCEPTIONS				PD	FUMBLES		
				TOT	SOL	AST	SACKS	YDS		YDS	LG	TD			FF	FR	YDS
2015	PHI	—	—	—	—	INJURED RESERVE (Knee)			—	—	—	—	—	—	—	—	—
2016	SF	10	0	1	1	0	0.0	0.0	0	0	—	0	0	0	0	0	0
TOTALS		10	0	1	1	0	0.0	0.0	0	0	—	0	0	0	0	0	0

YEAR	TEAM	KICKOFF RETURNS					PUNT RETURNS				
		NO	YDS	AVG	LG	TD	NO	FC	YDS	AVG	LG
2015	PHI	—	—	INJURED RESERVE (Knee)		—	—	—	—	—	—
2016	SF	19	409	21.5	41	0	0	0	0	—	0
TOTALS		19	409	21.5	41	0	0	0	0	—	0

Additional Statistics:

Special Teams Tackles — 1: 2016 (1)

Milestones:

NFL Debut: at Buf. (10/16/16)

SHEPHERD'S CAREER HIGHS

Total Tackles: 1 at Atl. (12/18/16)

Solo: 1 at Atl. (12/18/16)

Kick Returns: 5 at Atl. (12/18/16)

Kick Return Yards: 112 at Atl. (12/18/16)

Long Kick Return: 41 at Atl. (12/18/16)

SHEPHERD'S TRANSACTIONS

Originally a 6th-round (191st overall) draft choice by Phi. in 2015...Placed on the Injured Reserve List on 9/1/15...Waived by Phi. on 9/3/16...Signed to Phi. practice squad on 9/21/16...Released by Phi. on 9/27/16...Signed to Phi. practice squad on 10/3/16...Released by Phi. on 10/7/16...Signed a two-year contract with SF on 10/10/16.

2015 (PHILADELPHIA)

- Placed on the Injured Reserve List on 9/1 and missed the entire season.

COLLEGE

Appeared in 42 games during his four years at Kansas. Finished his college career ranked fourth in school history with 61 kick returns for 1,320 yds. Appeared in 12 games as a senior and earned First-Team All-Big 12 honors from conference coaches and Second-Team All-Big 12 from the Associated Press after leading the team with 3 INTs and 16 PDs. In 2013, appeared in 12 games and registered 45 tackles, 2 INTs and 13 PDs to earn All-Big 12 Honorable Mention honors from the conference coaches. As a sophomore, converted from WR to DB and appeared in 8 games, recording 13 tackles and 3 PDs. As a freshman, appeared in 10 games as a WR and registered 15 receipts. for 252 yds. and 3 TDs.

PERSONAL

- Majored in management and leadership with a minor in entrepreneurship. Named Academic All-Big 12 Second Team during his final three seasons at Kansas.
- Attended Mesquite Horn (Mesquite, TX) HS and lettered for three seasons as a WR, DB, punt returner and QB. Recorded 71 receipts. for 992 yds. and 10 TDs and earned all-state honorable mention honors and all-district as a senior.
- Son of Jonathan and Roshunda Smith and has three brothers and sisters.
- Born JaCorey Shepherd (3/29/93) in Mesquite, TX.

INJURY REPORT

2015: Placed on the Injured Reserve List on 9/1 with a knee injury.



SHAYNE SKOV

56

POSITION LB

HEIGHT 6-3

WEIGHT 247

COLLEGE STANFORD

BORN 7.9.90 // PAWLING, NY // TRINITY-PAWLING HS, PAWLING, NY
2ND YEAR // ACQUIRED FA IN '14

GOLDMINE

- In March of 2015, Skov visited Aguascalientes, Mexico, to volunteer at the NFL Tochtito, a national flag football tournament, a program sponsored by NFL Play 60. In addition to giving all the participants football tips, he gave a motivational speech to all of the under-14 participants, took photos, signed autographs and presented teams with awards.



- Originally born in San Francisco, it took a move to Guadalajara, Mexico, for Skov to find his love for football. After following the lead of his younger brother, Patrick, Skov joined a local team called the Carneros, or Rams. Teaming up with his brother, Shayne helped lead the Carneros to multiple championships amongst the teams in the private leagues of Guadalajara, Monterey and Mexico City.

SKOV'S GOLDEN NUGGETS

- In his spare time during college, he would be on his computer "coding" as part of his interest in computer science.
- Is a descendant of the famous Ghiradelli chocolateer, Domingo Ghiradelli.
- Is a member of an exclusive list of Hispanic players to make it to the NFL.

SKOV'S GAME-BY-GAME

2016

Date	Opp	W/L	P/S	Tot	Sol	Ast	Sk	Yds	Int	Yds	PD	FF	FR	Yds
Sep 12	LA	W	—	PRACTICE SQUAD					—	—	—	—	—	—
Sep 18	at Car	L	—	PRACTICE SQUAD					—	—	—	—	—	—
PROMOTED TO SF ACTIVE ROSTER ON 9/21														
Sep 25	at Sea	L	1/0	0	0	0	0.0	0.0	0	0	0	0	0	0
Oct 2	Dal	L	1/0	0	0	0	0.0	0.0	0	0	0	0	0	0
Oct 6	Arz	L	1/0	0	0	0	0.0	0.0	0	0	0	0	0	0
Oct 16	at Buf	L	1/0	0	0	0	0.0	0.0	0	0	0	0	0	0
Oct 23	TB	L	1/0	0	0	0	0.0	0.0	0	0	0	0	0	0
Nov 6	NO	L	1/0	0	0	0	0.0	0.0	0	0	0	0	0	0
Nov 13	at Arz	L	1/0	1	0	1	0.0	0.0	0	0	0	0	0	0
Nov 20	NE	L	1/0	0	0	0	0.0	0.0	0	0	0	0	0	0
Nov 27	at Mia	L	1/0	1	0	1	0.0	0.0	0	0	0	0	0	0
PLACED ON INJURED RESERVE (Knee) on 11/29														
TOTALS			9/0	2	0	2	0.0	0.0	0	0	0	0	0	0

Special Teams Tackles: 8

SKOV'S CAREER STATISTICS

TACKLES									INTERCEPTIONS					FUMBLES		
YEAR	TEAM	GP	GS	TOT	SOL	AST	SACKS	YDS	INT	YDS	LG	TD	PD	FF	FR	YDS
2014	SF	—	—	—	—	PRACTICE SQUAD			—	—	—	—	—	—	—	—
2015	SF	15	0	0	0	0	0.0	0.0	0	0	—	0	0	0	0	0
2016	SF	9	0	2	0	2	0.0	0.0	0	0	—	0	0	0	0	0
TOTALS		24	0	2	0	2	0.0	0.0	0	0	—	0	0	0	0	0

Additional Statistics:

Special Teams Tackles — 12: 2015 (4); 2016 (8)

Milestones:

NFL Debut: vs. Min. (9/14/15)

SKOV'S CAREER HIGHS

Total Tackles: 1 at Arz. (11/13/16)

Assists: 1 at Arz. (11/13/16)

SKOV'S TRANSACTIONS

Originally signed as an undrafted free agent by SF on 5/12/14...Waived by SF on 8/30/14...Signed to SF practice squad on 8/31/14...Waived by SF on 9/15/14...Signed to TB practice squad on 9/24/14...Waived by TB on 10/21/14...Signed to SF practice squad on 11/11/14...Signed Reserve/Future contract with SF on 1/10/15...Waived by SF on 12/5/15...Re-signed by SF on 12/8/15...Waived by SF on 9/3/16...Signed to SF practice squad on 9/4/16...Promoted to SF active roster on 9/21/16...Placed on the Injured Reserve List on 11/29/16

2015

- Appeared in 15 games and registered 4 special teams tackles.

2014

- Signed with the 49ers practice squad on 11/11/14 where he spent the remainder of the season.

SKOV'S GAME-BY-GAME

2015

Date	Opp	W/L	P/S	Tot	Sol	Ast	Sk	Yds	Int	Yds	PD	FF	FR	Yds
Sep 14	Min	W	1/0	0	0	0	0.0	0.0	0	0	0	0	0	0
Sep 20	at Pit	L	1/0	0	0	0	0.0	0.0	0	0	0	0	0	0
Sep 27	at Arz	L	1/0	0	0	0	0.0	0.0	0	0	0	0	0	0
Oct 4	GB	L	1/0	0	0	0	0.0	0.0	0	0	0	0	0	0
Oct 11	at NYG	L	1/0	0	0	0	0.0	0.0	0	0	0	0	0	0
Oct 18	Bal	W	1/0	0	0	0	0.0	0.0	0	0	0	0	0	0
Oct 22	Sea	L	1/0	0	0	0	0.0	0.0	0	0	0	0	0	0
Nov 1	at StL	L	1/0	0	0	0	0.0	0.0	0	0	0	0	0	0
Nov 8	Atl	W	1/0	0	0	0	0.0	0.0	0	0	0	0	0	0
Nov 22	at Sea	L	1/0	0	0	0	0.0	0.0	0	0	0	0	0	0
Nov 29	Arz	L	1/0	0	0	0	0.0	0.0	0	0	0	0	0	0
WAIVED BY SF ON 12/5														
RE-SIGNED BY SF ON 12/8														
Dec 13	at Cle	L	1/0	0	0	0	0.0	0.0	0	0	0	0	0	0
Dec 20	Cin	L	1/0	0	0	0	0.0	0.0	0	0	0	0	0	0
Dec 27	at Det	L	1/0	0	0	0	0.0	0.0	0	0	0	0	0	0
Jan 3	StL	W	1/0	0	0	0	0.0	0.0	0	0	0	0	0	0
TOTALS			15/0	0	0	0	0.0	0.0	0	0	0	0	0	0

COLLEGE

During his 5-year career at Stanford, saw action in 53 games (47 starts) and totaled 355 tackles, 40.5 TFLs, 17 sacks and 5 FFs. As a fifth-year senior, earned All-Pac 12 First-Team, FWAA All-America Second-Team, AP All-America Third-Team and SI.com All-America Second-Team honors. In 2013, started all 14 games and led the Stanford defense with 109 tackles, 13 TFLs, 5.5 sacks and 3 FFs. As a senior, the All-Pac 12 Honorable Mention started 12 games and recorded a team-high 81 tackles with 9 TFL and 2.5 sacks. In 2011, started 3 games, recording 19 tackles with 5 TFL and 1.5 sacks before suffering a season ending knee injury. As a sophomore, earned All-Pac 12 Honorable Mention with 84 tackles, 10.5 TFLs, 7.5 sacks and 2 FFs. Appearing in 13 games (7 starts) as a freshman, recording 62 tackles with 3 TFLs. Earned Menlo-Atherton Award as team's top freshman.

PERSONAL

- Attended Trinity-Pawling (Pawling, NY) HS, where he earned the Erickson Conference Player of the Year in 2008 while leading his team to Erickson Conference and New England Prep titles.
- Attended Piedmont (Piedmont, CA) HS as a freshman before transferring to Trinity-Pawling.
- Also lettered in basketball and track & field.
- Enjoys reading, video games and anime. He would also record four to five hours of running, working out and lifting.
- Born Shayne Miller Skov (7/9/90) in San Francisco, CA.
- His father, Patrick, moved the Skov family to Guadalajara, Mexico in 2000, to help his wife, Terri, cope with multiple sclerosis.

INJURY REPORT

2016: Placed on the Injured Reserve List on 11/29 with a knee injury.



DeANDRE SMELTER


18

POSITION WR | HEIGHT 6-2 | WEIGHT 227 | COLLEGE GEORGIA TECH

BORN 12.3.91 // MACON, GA // TATTNALL SQUARE ACADEMY, MACON, GA
1ST YEAR // ACQUIRED D-4C IN '15

GOLDMINE

- Smelter joined QB Colin Kaepernick and TE Blake Bell as one of three players on the current roster to be drafted in both the National Football League and Major League Baseball. Smelter was selected in the 14th round of the 2010 MLB Draft by the Minnesota Twins, but elected to play collegiately before pursuing his professional career.
- Smelter originally attended Georgia Tech on a baseball scholarship before joining the football team during the summer of 2013. Smelter played baseball at Georgia Tech from 2011-13, where he pitched and played in the outfield. In 2010, he started 15 games in the outfield and one game on the mound for the Yellow Jackets. He allowed just one earned run in 17.1 innings of work on the mound for a team-best 0.52 ERA among regular relievers and also pitched scoreless ball in 13 relief outings.
- Despite spending time as both a football and baseball player at Tech, Smelter saw quick success on the gridiron as each of his first two receptions went for touchdowns at Georgia Tech.



SMELTER'S GOLDEN NUGGETS

- Joined Georgia Tech's football team during the summer of 2013 and earned his way to a Second-Team All-ACC selection as a senior wide receiver.
- Originally attended Georgia Tech on a baseball scholarship after helping Tattall Square Academy HS win two state titles. He was named an Aflac All-American in 2009 and a Louisville Slugger All-American in 2010 during his time at Tattall.
- Smelter was a well recognized multi-sport prospect, as he was named Georgia Independent Schools Associated Player of the Year in football in 2008-09 in addition to earning the award for basketball in 2008 and 2010.

SMELTER'S GAME-BY-GAME

2016 Date	Opp	W/L	P/S	Rec	Yds	Avg	Lg	TD
SIGNED TO SF PRACTICE SQUAD ON 10/18								
Oct 23	TB	L	—	PRACTICE SQUAD	—	—	—	—
Nov 6	NO	L	—	PRACTICE SQUAD	—	—	—	—
Nov 13	at Arz	L	—	PRACTICE SQUAD	—	—	—	—
Nov 20	NE	L	—	PRACTICE SQUAD	—	—	—	—
Nov 27	at Mia	L	—	PRACTICE SQUAD	—	—	—	—
Dec 4	at Chi	L	—	PRACTICE SQUAD	—	—	—	—
Dec 11	NYJ	L	—	PRACTICE SQUAD	—	—	—	—
Dec 18	at Atl	L	—	PRACTICE SQUAD	—	—	—	—
PROMOTED TO SF ACTIVE ROSTER ON 12/20								
Dec 24	at LA	W	1/0	0	0	—	—	0
Jan 1	Sea							
TOTALS			1/0	0	0	—	—	0

SMELTER'S CAREER STATISTICS

YEAR	TEAM	GP	GS	RECEIVING					RUSHING				
				NO	YDS	AVG	LG	TD	ATT	YDS	AVG	LG	TD
2015	SF	—	—	—	RESERVE/NON-FOOTBALL INJURY								—
2016	SF	0	0	0	0	—	—	0	0	0	—	—	0
TOTALS				0	0	—	—	0	0	0	—	—	0

Milestones:

NFL Debut: at LA (12/24/16)

SMELTER'S TRANSACTIONS

Originally the third of three 4th-round (132nd overall) draft choices by SF in 2015...Placed on the Reserve/Non-Football Injury List on 8/31/15...Waived/Injured by SF on 9/3/16...Signed to SF practice squad on 10/18/16...Promoted to SF active roster on 12/20/16.

2015

- Spent the entire season on the Reserve/Non-Football Injury List.

COLLEGE

Played in 25 games (20 starts) and registered 56 receipts. for 1,060 yds. (18.9 avg.) and 11 TDs. As a senior, earned Second-Team All-ACC honors where he started all 12 games in which he appeared and notched 35 receipts. for 715 yds. (20.4 avg.) and 7 TDs. In 2013, played in 13 games (8 starts) and tallied 21 receipts. for 345 yds. (16.4 avg.) and 4 TDs. Also recorded 11 PRs for 124 yds. and 5 KORs for 65 yds.

PERSONAL

- Graduated with a degree in management.
- Attended Tattnall Square Academy (Macon, GA), where he was a three sport athlete (football, baseball and basketball).
- Played four different positions in High School (QB, RB, WR, S). Was named all-state in 2007 and 2008, as well as GISA player of the year in 2008 and 2009. Holds Tattnall Square single-season record for INTs, and career records for INTs and rec. yds.
- Four-year letter winner and two-year captain in baseball. Named Louisville Slugger All-American in 2010 and Aflac All-American in 2009. Led Tattnall Square to state title in 2008 and 2009. Earned all-region and all-state honors in three-straight years (2008-2010). Named *Macon Telegraph* Player of the Year in 2008 and 2010. Threw two no-hitters in his career, one as a junior and one as a senior.
- In basketball, was named Georgia Independent Schools Association (GISA) Player of the Year in 2008 and 2010, while earning all-state honors from 2007-10.
- His father, Vincent, played basketball at Eastern Illinois.

INJURY REPORT

2015: Placed on the Reserve/Non-Football Injury List on 8/31.



TORREY SMITH

82

POSITION WR | HEIGHT 6-0 | WEIGHT 205 | COLLEGE MARYLAND

BORN 1.26.89 // FALMOUTH, VA // STAFFORD HS, FALMOUTH, VA
6TH YEAR // ACQUIRED FA IN '15

AWARDS & HONORS

- 2011:** AFC Special Teams Player of the Week (Week 11), Diet Pepsi Rookie of the Week (Week 11)
- 2012:** GMC "Never Say Never" Moment of the Year (Week 3)
- 2014:** Baltimore Ravens Walter Payton Man of the Year Award
- 2015:** 49ers Community Service Family Award (Co-Recipient)
- 2016:** 49ers Walter Payton Man of the Year Award

CAREER HIGHLIGHTS

- Finished his time in Baltimore as the Ravens career leader in yds.-per-catch avg. (16.9), registering 213 repts. for 3,591 yds. and 30 TDs.
- His 30 career rec. TDs rank second in Ravens franchise history, trailing only TE Todd Heap (41 rec. TDs).
- Led the Ravens with a career-high 11 TD repts. in 2014, becoming the first Ravens player with 10-or-more TD repts. since WR Michael Jackson had 14 in 1996.
- Registered a career-high 166 rec. yds. and 1 TD on 5 repts. (33.2 avg.) at Buf. (9/29/13).
- With 1,128 rec. yds. in 2013, became the first Ravens player with 1,000-or-more rec. yds. in a season since since WR Derrick Mason had 1,028 rec. yds. in 2009.
- In 2011, became the third rookie to have two games (9/25/11 at StL; 11/2011 vs. Cin.) with 150-or-more rec. yds. and at least 1 TD repts. in the same season since 1970 (WR Ken Burrow - 2 in 1971 and WR Randy Moss - 3 in 1998).
- Registered a career-high 3 TD repts. at StL (9/25/11) in his first career start.
- Had his first 3 career repts. go for TDs (74, 41 and 18 yds.) at StL (9/25/11), becoming the first rookie in NFL history and the 12th player since 1991 with 3 TD repts. in the 1st qtr.
- Owns the Ravens rookie franchise record for most repts. (50), and rec. yds. (841) and is tied with WR Marlon Brown in rec. TDs (7).
- In 2015, Smith became the first 49ers player to register 3 rec. TDs of 70-or-more yds. in the same season since WR John Taylor accomplished the feat in 1989. He is the first player in the NFL to reach the mark since Cleveland Browns WR Josh Gordon in 2013.

2016 HIGHLIGHTS

- Registered 3 repts. for 55 yds. and 1 TD at Car. (9/18), a 28-yd. TD pass from QB Blaine Gabbert.
- Recorded 3 repts. for 76 yds. (25.3 avg.) and 1 TD at Buf. (10/16), a 53-yd. TD pass from QB Colin Kaepernick.
- Registered his 3rd TD repts. of the season at Mia. (11/27), a 4-yd. TD pass from QB Colin Kaepernick.

SMITH'S GOLDEN NUGGETS

- Named the 49ers representative for the Walter Payton Man of the Year Award, which recognizes an NFL player for his excellence on and off the field.
- Named a co-recipient of the 49ers Community Service Family Award in 2015 along with his wife, Chanel, and their son, TJ.
- The Torrey Smith Family Fund provides support for at-risk youth with physical, educational and financial challenges. Visit TorreySmith.org for more information.
- During the 2016 offseason, Smith's family participated in "Best School Day." In an effort to help give students the tools and opportunities they need to succeed, Smith funded every school in East Baltimore. He appeared on the "Late Show with Stephen Colbert" in efforts to promote the cause.
- The "Torrey's Back to School Program" is held each August with the purpose of ensuring that 600 low-income elementary and middle school students have the basic items needed to begin the school year.


SMITH'S GAME-BY-GAME

2016

Date	Opp	W/L	P/S	Rec	Yds	Avg	Lg	TD	
Sep 12	LA	W	1/1	2	13	6.5	15	0	
Sep 18	at Car	L	1/1	3	55	18.3	28t	1	
Sep 25	at Sea	L	1/1	3	35	11.7	13	0	
Oct 2	Dal	L	1/1	1	3	3.0	3	0	
Oct 6	Arz	L	1/1	0	0	—	—	0	
Oct 16	at Buf	L	1/1	3	76	25.3	53t	1	
Oct 23	TB	L	1/1	1	17	17.0	17	0	
Nov 6	NO	L	1/1	2	18	9.0	13	0	
Nov 13	at Arz	L	1/1	2	26	13.0	21	0	
Nov 20	NE	L	—	INACTIVE (Shoulder)			—	—	—
Nov 27	at Mia	L	1/1	3	24	8.0	17	1	
Dec 4	at Chi	L	1/1	0	0	—	—	0	
Dec 11	NYJ	L	1/1	0	0	—	—	0	
Dec 18	at Atl	L	—	INACTIVE (Concussion)			—	—	—
PLACED ON INJURED RESERVE (Concussion) ON 12/23									
TOTALS			12/12	20	267	13.4	53t	3	

GOLDMINE

- When asked about having such a passion for community involvement and the inspiration behind it, Smith said that it goes back to his youth. He said, "For me, I've been giving back to the community since middle school. I actually won an award in middle school, the Martin Luther King Make a Difference Award. I've been giving back since day one, even when my family was the one receiving the help. I always felt like your time was just as important as your money. I've always given back to the community whether it's schools or shelters or whatever. I know what a lot of these families are going through and a lot of these kids are going through. I wanted to be that support system for them and that's why it's important for me to give back."
- During his time in Baltimore, Smith started the Torrey Smith Family Fund, which was established to provide youth with the tools they need to identify, unleash, and reach their full potential. Visit TorreySmith.org for more information in regards to Smith's numerous efforts throughout the community.
- In April of 2016, Smith held his Fifth Annual Celebrity All-Star Basketball Game, also known as the "Battle of the Beltway" in the Baltimore Area. All proceeds benefited the Torrey Smith Foundation. The Smith Family has been working in collaboration with established nonprofits and corporate partners to create important new programs for Baltimore.
- Throughout the 2016 offseason, Smith used his time and resources to help those affected by the contaminated water supply in Flint, MI. Despite no ties to Michigan, Smith and former teammate, Justin Forsett, teamed with The United Way who helped coordinate school visits along with the donation of bottled water to Loving Hands which is an adult and senior care service.



- Smith has annually hosted his "Teaming up with Torrey" holiday toy drive, which benefits youth from the Baltimore area's Dogwood Elementary School, Sarah's Hope at Hannah Moore homeless shelter and the Boys and Girls Club of Metropolitan Baltimore.
- In April of 2015, Smith participated in the 137th edition of the White House Easter Egg Roll, which is the largest annual public event at 1600 Pennsylvania Avenue. More than 35,000 people gathered on the South Lawn to participate in egg hunts, live storytelling and fitness zones in conjunction with the First Lady's "Let's Move!" initiative.



- In May of 2015, Smith transformed a room at Gardenville Elementary (Baltimore, MD) into a literacy oasis with the focus on improving literacy in area schools. He later did the same for Moravia Park Elementary School (Baltimore, MD) two months later in July.
- In July of 2015, Smith joined the First Lady of Virginia, Dorothy McAuliffe, to visit Hollin Meadows Elementary School in Alexandria, VA to promote the Summer Food Service Program (SFSP) and recognize the important role schools play in providing healthy meals to children during the summer. He also recorded a Public Service Announcement (PSA) that is still aired in Virginia schools.



- In April of 2015, Smith participated in the 137th edition of the White House Easter Egg Roll, which is the largest annual public event at 1600 Pennsylvania Avenue. More than 35,000 people gathered on the South Lawn to participate in egg hunts, live storytelling and fitness zones in conjunction with the First Lady's "Let's Move!" initiative.
- After losing his brother in a motorcycle accident the morning of a Sunday Night Football game against the New England Patriots, Smith went on to register 6 recpts. for 127 yds. and 2 TDs as the Ravens defeated the Patriots, 31-30. It marked Smith's third game with 100-or-more rec. yds. in his career.
- After a fire destroyed his hometown elementary school in January of 2014, Smith held a school supply drive in Fredericksburg, VA. He also has "Torrey's Back to School Fun Fest," held each August with the purpose of ensuring that 600 low-income elementary and middle school students have the basic items needed to begin the school year. Each kid is able to meet Torrey and, with Walmart's help, receive backpacks filled with all of the necessities to start off the school year successfully.

SMITH'S CAREER STATISTICS

YEAR	TEAM	GP	GS	NO	RECEIVING				ATT	RUSHING			
					YDS	AVG	LG	TD		YDS	AVG	LG	TD
2011	BAL	16	14	50	841	16.8	74t	7	4	39	9.8	16	0
2012	BAL	16	16	49	855	17.4	54	8	3	9	3.0	13	0
2013	BAL	16	16	65	1,128	17.4	74	4	0	0	—	—	0
2014	BAL	16	16	49	767	15.7	53	11	0	0	—	—	0
2015	SF	16	12	33	663	20.1	76t	4	0	0	—	—	0
2016	SF	12	12	20	267	13.4	53t	3	0	0	—	—	0
TOTALS		92	86	266	4,521	17.0	76t	37	7	48	6.9	16	0

PLAYOFFS

YEAR	TEAM	GP	GS	NO	RECEIVING				ATT	RUSHING			
					YDS	AVG	LG	TD		YDS	AVG	LG	TD
2011	BAL	2	1	4	91	22.8	42	1	0	0	—	—	0
2012	BAL	4	4	11	233	21.2	59t	2	1	0	0.0	0.0	0
2014	BAL	2	2	5	90	18.0	35	1	0	0	—	—	0
TOTALS		8	7	20	414	20.7	59t	4	1	0	0.0	0.0	0

Additional Statistics:

Fumble – Lost – 2–0: 1–0 in 2011, 1–0 in 2013

Kick Returns – 1: 2016 (1)

Kick Return Yards – 13: 2016 (13)

Milestones:

NFL Debut: vs. Pit. (9/11/11); **First Start:** at StL (9/25/11); **First Reception:** at StL (9/25/11 – 74–yd. TD pass from QB Joe Flacco); **First TD Reception:** at StL (9/25/11 – 74–yd. TD pass from QB Joe Flacco); **100–yd. Games:** 7, Last at Pit. (9/20/15 – 120 yds.); **Reached 1,000 rec. yds:** vs. NE (9/23/12 – 32–yd. pass from QB Joe Flacco); **Reached 2,000 rec. yds:** at Buf. (9/29/13 – 22–yd. pass from QB Joe Flacco); **Reached 3,000 rec. yds:** at Ind. (10/5/14 – 7–yd. pass from QB Joe Flacco); **Reached 4,000 rec. yds:** vs. Arz. (11/29/15 – 10–yd. pass from QB Blaine Gabbert)

SMITH'S CAREER HIGHS

Receptions: Regular Season – 7 (2 times) Last vs. Cle. (9/15/13);
Postseason – 4 at NE (1/20/13)

Receiving Yards: Regular Season – 166 at Buf. (9/29/13); Postseason –
98 at Den. (1/12/13)

Long Reception: Regular Season – 76t vs. Bal. (10/18/15); Postseason –
59t at Den. (1/12/13)

TD Receptions: Regular Season – 3 at StL (9/25/11); Postseason – 2 at
Den. (1/12/13)

Rushes: 1 (7 times) Last at Cin. (12/30/12)

Long Rush: 16 (2 times) Last vs. Ind. (12/11/11)

SMITH'S TRANSACTIONS

Originally drafted in the 2nd round (58th overall) by Bal. in the 2011 NFL Draft...Signed a five–year contract with SF on 3/11/15...Placed on the Injured Reserve List on 12/23/16.

2015 (SAN FRANCISCO)

- According to Elias, Smith became the first 49ers player to register 3 rec. TDs of 70-or-more yds. in the same season since WR John Taylor accomplished the feat in 1989. He is the first player in the NFL to reach the mark since Cleveland Browns WR Josh Gordon in 2013.
- Appeared in 16 games (12 starts) during his first season with the 49ers and recorded 33 receptions for 663 yds. and 4 TDs. His 20.1 yds.-per-catch avg. was the highest in the NFL.
- Registered 120 yds. on 6 receptions at Pit. (9/20), going over 100 yds. receiving for the first time with the 49ers. It was the 7th 100-yd. game of his career and first since 10/6/13 at Mia. (6 receptions for 121 yds.).
- Took a QB Colin Kaepernick pass 75 yds. at Pit. (9/20) for his first TD as a member of the 49ers. It marked the longest reception since 9/25/11 at StL (74t), as a member of the Baltimore Ravens.
- Caught a career-long 76-yd. TD reception from QB Colin Kaepernick vs. Bal. (10/18), marking his second TD reception of the season.
- Hauled in a 71-yd. TD reception in overtime from QB Blaine Gabbert at Chi. (12/6).

2014 (BALTIMORE)

- Started 16 games for the third consecutive season. Registered 49 receptions for 767 yds. and led the team with a career-high 11 TDs. He passed WR Derrick Mason (29) for second on the Ravens all-time rec. TDs list (30).
- Led the team with 5 receptions for 59 yds. and 2 TDs at Hou. (12/21). His 2 TD catches helped Smith set a new career high and become the first Ravens player with 10-or-more TD receptions since WR Michael Jackson had 14 in 1996.

2013 (BALTIMORE)

- Led the team with career highs in receptions (65), rec. yds. (1,128), tied his career-high with a 17.4 yds. per reception avg. and 4 TDs, starting in all 16 games for the Ravens. His 1,128 rec. yds. were more than twice as many as the team's second-leading receiver (WR Marlon Brown - 524). His 17.4 rec. avg. ranked 5th in the NFL and tied for 2nd in the AFC.
- Became the first Ravens player since WR Derrick Mason (1,028) in 2009 to register 1,000-or-more rec. yds. in a single season, reaching the mark for the first time in his career with 4 receptions for 69 yds. at Det. (12/16). Also became the Ravens career leader in receptions of 25-or-more yds. (36).
- Had 5 receptions for a career-high 166 yds. and 1 TD at Buf. (9/29). His 166 yds. ranked fourth-most in a single game in Ravens history.
- Had a team-leading 6 receptions for 121 yds. at Mia. (10/6), becoming the first member of the Ravens to post back-to-back 100-yd. receiving games since WR Qadry Ismail had three straight in 1999.

2012 (BALTIMORE)

- Started all 16 games for the first time of his career and had 49 receptions for 855 yds. and a team-leading 8 TDs.
- Following the loss of his 19-year-old brother, Tevin Jones, the morning of the game as he led the team with 6 receptions for 127 yds. and 2 TDs vs. NE (9/23).
- Led the team with 98 yds. on 3 receptions (32.7 avg.) and 2 TDs at Den. (1/12/13 - AFC - D). His 2 TDs set a Ravens single game post-season franchise record.

2011 (BALTIMORE)

- Appeared in 16 games (14 starts) as a rookie, finishing fourth on the team with 50 receptions for 841 yds. and a team-high 7 TDs. Five of his 7 TD receptions went for 25-or-more yds. (74, 41, 38, 36, 26, 18 and 8).
- In his first career start at StL (9/25), registered 5 receptions for 152 yds. and 3 TDs. His first 3 receptions all went for TDs (74, 41 and 18 yds.) as he became the first rookie in NFL history to record 3 TD receptions in a 1st qtr.
- Caught 5 receptions for 71 yds. at Pit. (11/6), including a game-winning 26-yd. TD reception with :08 remaining in the 4th qtr.
- Earned AFC Offensive Player of the Week and Diet Pepsi Rookie of the Week honors after registering a team-high 6 receptions for a then career-high 165 yds. vs. Cin. (11/20).
- Tied RB Jamal Lewis for the most TDs by a rookie in Ravens franchise history (6) vs. Ind. (12/11), where he had 5 receptions for 48 yds. and a TD.
- Set a Ravens rookie record with his 7th TD of the season at SD (12/18). Finished the game with 6 receptions for 77 yds. and one TD.
- In his first career postseason game at NE (1/22/12 - AFC - C), registered 3 receptions for 82 yds. (27.3 avg.) and his first career postseason TD.

COLLEGE

Finished his collegiate career ranked 3rd in University of Maryland history with 152 receptions and 2nd with 2,215 rec. yds. He also had 19 TDs during his three seasons at Maryland. He held both school and ACC records with 123 KORs for 2,983 yds., as his 3 KORs for TDs set a Maryland record. His 18.3 yds. per offensive play ranked as the 3rd-best in school history. Earned First-Team All-ACC honors in 2010 as he set the school's single-season record with 12 rec. TDs on 67 receptions for 1,055 yds. in 13 games as a junior. Was named First-Team All-ACC in 2009 at WR and KOR as a sophomore, leading the Terps with 61 receptions for 824 yds. and 5 TDs in 12 games. Posted school records with 51 KORs for 1,309 yds. and tied a school high with 2 KORs for TDs. As a redshirt freshman in 2008, finished 4th on the team with 24 receptions for 336 yds. and 2 TDs in 13 games.

PERSONAL

- Earned honorable mention All-Northwest Region honors as a senior playing QB at Stafford (Falmouth, VA) HS by registering 815 yards rushing and 12 TDs on 155 carries. He also completed 9 of 25 passes for 230 yards and 2 TDs.
- Saw action at WR, RB, CB and as a KOR in high school. He also played basketball at Stafford.
- Is the oldest of seven children in his family.
- Enjoys fishing in his free time.
- Torrey and his wife, Chanel, have two sons: Torrey Jeremiah and Kameron James.
- Born James Torrey Smith (1/26/89) in Fredericksburg, PA.
- Graduated with a bachelor's degree in criminology and criminal justice from the University of Maryland in 2010.

INJURY REPORT

2016: Inactive vs. NE (11/20) with a shoulder injury. Inactive at Atl. (12/18) and placed on the Injured Reserve List on 12/23 with a concussion.

SMITH'S GAME-BY-GAME

2011 (Baltimore)

Date	Opp	W/L	P/S	Rec	Yds	Avg	Lg	TD
Sep 11	Pit	W	1/0	0	0	—	—	0
Sep 18	at Ten	L	1/0	0	0	—	—	0
Sep 25	at StL	W	1/1	5	152	30.4	74t	3
Oct 2	NYJ	W	1/1	1	1	1.0	1	0
Oct 16	Hou	W	1/1	3	84	28.0	51	0
Oct 24	at Jax	L	1/1	3	32	10.7	20	0
Oct 30	Arz	W	1/1	3	57	19.0	36	0
Nov 6	at Pit	W	1/1	5	71	14.2	29	1
Nov 13	at Sea	L	1/1	3	28	9.3	14	0
Nov 20	Cin	W	1/1	6	165	27.5	49	1
Nov 24	SF	W	1/1	2	23	11.5	12	0
Dec 4	at Cle	W	1/1	1	32	32.0	32	0
Dec 11	Ind	W	1/1	5	48	9.6	17	1
Dec 18	at SD	L	1/1	6	77	12.8	36t	1
Dec 24	Cle	W	1/1	2	38	19.0	29	0
Jan 1	at Cin	W	1/1	5	33	6.6	13	0
TOTALS			16/14	50	841	16.8	74t	7

2011 Postseason (Baltimore)

Date	Opp	W/L	P/S	Rec	Yds	Avg	Lg	TD
Jan 15	Hou	W	1/1	1	9	9.0	9	0
Jan 22	at NE	L	1/0	3	82	27.3	42	1
TOTALS			2/1	4	91	22.8	42	1

2012 (Baltimore)

Date	Opp	W/L	P/S	Rec	Yds	Avg	Lg	TD
Sep 10	Cin	W	1/1	2	57	28.5	52	0
Sep 16	at Phi	L	1/1	2	51	25.5	40	0
Sep 23	NE	W	1/1	6	127	21.2	38	2
Sep 27	Cle	W	1/1	6	97	16.2	34	1
Oct 7	at KC	W	1/1	3	38	12.7	26	0
Oct 14	Dal	W	1/1	2	24	12.0	19t	1
Oct 21	at Hou	L	1/1	4	41	10.3	15	0
Nov 4	at Cle	W	1/1	4	46	11.5	26	1
Nov 11	Oak	W	1/1	2	67	33.5	47t	2
Nov 18	at Pit	W	1/1	1	7	7.0	7	0
Nov 25	at SD	W	1/1	7	144	20.6	54	0
Dec 2	Pit	L	1/1	3	33	11.0	13	0
Dec 9	at Was	L	1/1	1	21	21.0	21	0
Dec 16	Den	L	1/1	1	14	14.0	14	0
Dec 23	NYG	W	1/1	5	88	17.6	43	1
Dec 30	at Cin	L	1/1	0	0	—	—	0
TOTALS			16/16	49	855	17.4	54	8

2012 Postseason (Baltimore)

Date	Opp	W/L	P/S	Rec	Yds	Avg	Lg	TD
Jan 6	Ind	W	1/1	2	31	15.5	22	0
Jan 12	at Den	W	1/1	3	98	32.7	59t	2
Jan 20	at NE	W	1/1	4	69	17.3	25	0
Feb 3	at SF	W	1/1	2	35	17.5	20	0
TOTALS			4/4	11	233	21.2	59t	2

2013 (Baltimore)

Date	Opp	W/L	P/S	Rec	Yds	Avg	Lg	TD
Sep 5	at Den	L	1/1	4	92	23.0	34	0
Sep 15	Cle	W	1/1	7	85	12.1	27	0
Sep 22	Hou	W	1/1	5	92	18.4	48	0
Sep 29	at Buf	L	1/1	5	166	33.2	74	1
Oct 6	at Mia	W	1/1	6	121	20.2	41	0
Oct 13	GB	L	1/1	1	12	12.0	12	0
Oct 20	at Pit	L	1/1	3	61	20.3	41	0
Nov 3	at Cle	L	1/1	5	78	15.6	46	0
Nov 10	Cin	W	1/1	5	46	9.2	18	1
Nov 17	at Chi	L	1/1	5	32	6.4	13	1
Nov 24	NYJ	W	1/1	2	74	37.0	60	0
Nov 28	Pit	W	1/1	6	93	15.5	54	1
Dec 8	Min	W	1/1	1	11	11.0	11	0
Dec 16	at Det	W	1/1	4	69	17.3	25	0
Dec 22	NE	L	1/1	3	69	23.0	42	0
Dec 29	at Cin	L	1/1	3	27	9.0	14	0
TOTALS			16/16	65	1,128	17.4	74	4

2014 (Baltimore)

Date	Opp	W/L	P/S	Rec	Yds	Avg	Lg	TD
Sep 7	Cin	L	1/1	3	50	16.7	25	0
Sep 11	Pit	W	1/1	1	10	10.0	10	0
Sep 21	at Cle	W	1/1	2	25	12.5	18	0
Sep 28	Car	W	1/1	2	53	26.5	29	1
Oct 5	at Ind	L	1/1	3	38	12.7	20	0
Oct 12	at TB	W	1/1	4	51	12.8	18	2
Oct 19	Atl	W	1/1	3	81	27.0	39t	1
Oct 26	at Cin	L	1/1	0	0	—	—	0
Nov 2	at Pit	L	1/1	4	63	15.8	35t	1
Nov 9	Ten	W	1/1	5	75	15.0	32t	1
Nov 24	at NO	W	1/1	5	98	19.6	40	0
Nov 30	SD	L	1/1	6	65	10.8	17	2
Dec 7	at Mia	W	1/1	0	0	—	—	0
Dec 14	Jax	W	1/1	2	16	8.0	12	0
Dec 21	at Hou	L	1/1	5	59	11.8	20t	2
Dec 28	Cle	W	1/1	4	83	20.8	53	1
TOTALS			16/16	49	767	15.7	53	11

2014 Postseason (Baltimore)

Date	Opp	W/L	P/S	Rec	Yds	Avg	Lg	TD
Jan 3	at Pit	W	1/1	2	28	14.0	17	1
Jan 10	at NE	L	1/1	3	62	20.7	35	0
TOTALS			2/2	5	90	18.0	35	1

2015 (San Francisco)

Date	Opp	W/L	P/S	Rec	Yds	Avg	Lg	TD
Sep 14	Min	W	1/0	1	11	11.0	11	0
Sep 20	at Pit	L	1/0	6	120	20.0	75t	1
Sep 27	at Arz	L	1/1	0	0	—	—	0
Oct 4	GB	L	1/1	2	54	27.0	47	0
Oct 11	at NYG	L	1/0	2	42	21.0	25	0
Oct 18	Bal	W	1/1	3	96	32.0	76t	1
Oct 22	Sea	L	1/1	0	0	—	—	0
Nov 1	at StL	L	1/1	2	19	9.5	11	0
Nov 8	Atl	W	1/1	2	44	22.0	26	0
Nov 22	at Sea	L	1/0	1	16	16.0	16	0
Nov 29	Arz	L	1/1	2	51	25.5	48	0
Dec 6	at Chi	W	1/1	2	76	38.0	71t	1
Dec 13	at Cle	L	1/1	1	17	17.0	17	0
Dec 20	Cin	L	1/1	2	33	16.5	17	0
Dec 27	at Det	L	1/1	2	23	11.5	16t	1
Jan 3	StL	W	1/1	5	61	12.2	31	0
TOTALS			16/12	33	663	20.1	76t	4



JOE STALEY

74

POSITION T

HEIGHT 6-5

WEIGHT 315

COLLEGE CENTRAL MICHIGAN

BORN 8.30.84 // ROCKFORD, MI // ROCKFORD HS, ROCKFORD, MI
10TH YEAR // ACQUIRED D-1B IN '07

AWARDS & HONORS

- 2011:** AP All-Pro Second Team, NFC Pro Bowl, Madden Most Valuable Protectors Award (Week 5), All-NFC West Offense by ESPN's Mike Sando
- 2012:** AP Second-Team All-Pro, NFC Pro Bowl selection (Starter), 2012 Madden Most Valuable Protectors Award (Week 5), Madden Most Valuable Protectors Award (Week 7), Madden Most Valuable Protectors Award (Week 12)
- 2013:** AP Second-Team All-Pro, Pro Bowl, PFWA All-NFL Team
- 2014:** Pro Bowl, Bobb McKittrick Award
- 2015:** Pro Bowl, Bobb McKittrick Award, 49ers Art Rooney Sportsmanship Award Representative
- 2016:** 49ers Art Rooney Sportsmanship Award Representative



STALEY'S GOLDEN NUGGETS

- One of eight finalists for the annual Art Rooney Sportsmanship Award in both 2015 and 2016, presented annually to the NFL player who best demonstrates the qualities of on-field sportsmanship, including fair play, respect for the game and opponents, and integrity in competition.
- During the 2015 offseason, he and his teammates invited Anthony Pineda, a 13-year-old who battled Leukemia, to be a "Captain for the Day" as part of ESPN's "My Wish" program.
- In 2015, Staley was selected as the Bobb McKittrick Award winner for the second consecutive season, which is given annually to the 49ers offensive lineman who best represents the courage, intensity and sacrifice displayed by the longtime offensive line coach, during his 21 years of service to the 49ers. The award was established by the 49ers in 1999, and is voted on by the offensive line.

CAREER HIGHLIGHTS

- Became the first 49ers rookie O-Lineman to start every single game in a season since Cas Banaszek (1968-77), who started all 14 contests in 1968.
- Was 1 of only 3 NFL rookies (former 49ers LB Patrick Willis and Browns LT Joe Thomas) to line up for every single snap in 2007, and was 1 of 35 NFL players overall to accomplish the feat out of 1,898 total players.
- Recovered a fumble for a TD [vs. NYJ (12/7/08)], becoming the 6th offensive lineman in 49ers history to register a TD.

2016 HIGHLIGHTS

- Part of an offensive line group that helped the 49ers offense rush for 150 yds. and 3 TDs on 42 carries and did not allow a sack on 35 atts. by QB Blaine Gabbert vs. LA (9/12).
- Helped the 49ers offense rush for a season-high 193 yds. on 25 atts. (7.7 avg.) at Mia. (11/27). The team's 7.7 avg. yds. per carry was the highest by the 49ers offense since 12/20/14 vs. SD [355 yds. on 40 atts. (8.9 avg.)]. Additionally, the team's 193 yds. on the ground were the most since 9/14/15 vs. Min. (230 yds.).

GOLDMINE

- Entering his sophomore season at Central Michigan, Staley and the football program experienced a coaching change. New head coach Brian Kelly and offensive line coach Jeff Quinn asked him to make the switch to offensive tackle. He agreed and the transformation began where he began to wake up at 2 a.m. to consume a 2,000 calorie weight-gaining shake and would work out twice a day to prepare his body for its new life in the trenches. In the first offseason, Staley added 20 pounds to his lean frame. By the time he was a senior, he reached 290 pounds and went on to become the first Chippewa to be drafted in the first round of the NFL Draft.
- In 2013, Joe was an ambassador for San Francisco's first Electric Run, a 5K race that benefits Smile Train, the world's largest cleft lip and palate charity. The race, which was held at Candlestick Park, raised \$10,000 for Smile Train and more than 8,000 people participated in the event.

- Prior to Super Bowl 50 at Levi's Stadium, Staley gave away a pair of tickets and a signed game-worn jersey to single father Johnel Spivey and his seven-year-old daughter, Jordan. Spivey, 54, had been on dialysis three days a week for the previous six years. Despite surgery, he avoided pain medication so he could stay focused on his daughter's needs.



STALEY'S CAREER STATISTICS

GAMES/STARTS – 142/142; 2007 (16/16); 2008 (16/16); 2009 (9/9); 2010 (9/9); 2011 (16/16); 2012 (16/16); 2013 (16/16); 2014 (16/16); 2015 (16/16); 2016 (12/12)

POSTSEASON GAMES/STARTS – 8/8; 2011 (2/2); 2012 (3/3); 2013 (3/3)

Additional Statistics:

Touchdowns – 1: 2008 [FR in endzone vs. NYJ (12/7/08)]

Receptions – 2: 2011 [17-yd. pass from QB Alex Smith vs. Cle. (10/30/11)]; 2013 [14-yd. pass from QB Colin Kaepernick at Arz. (12/29/13)]

Fumble Recoveries – 6: 2007 (1), 2008 (1), 2009 (2), 2012 (1); 2015 (1)

Milestones:

NFL Debut: vs. Arz. (9/10/07); **First Start:** vs. Arz. (9/10/07); **First Reception:** vs. Cle. (10/30/11 – 17-yd. pass from QB Alex Smith); **First FR:** vs. NYJ (12/7/08 – WR Jason Hill); **First FR Returned for a TD:** vs. NYJ (12/7/08 – recovered WR Jason Hill fumble in the end zone); **100th Career Start:** vs. Chi. (9/14/14)

STALEY'S TRANSACTIONS

Originally the second of two 1st-round (28th overall) draft choices by SF in 2007...Signed a six-year contract extension through 2017 on 6/4/09...Signed a two-year contract extension through 2019 on 7/17/14.

2015

- Part of an offensive line group that helped the team rush for 230 total yds. vs. Min (9/14), the most in franchise history during a season opening game. The O-Line helped pave the way for RB Carlos Hyde as he rushed for a NFL Week 1-high of 168 yds. and 2 TDs.
- The 49ers offensive line did not allow a sack on 25 atts. by QB Blaine Gabbert vs. Atl. (11/8), as the team rushed for 133 yds. It marked the first time the 49ers did not allow a sack in a game since 10/13/14 at StL (36 atts.).

2014

- Started his 100th game with the 49ers vs. Chi. (9/14), becoming the 20th offensive lineman in franchise history to have played in 100-or-more games.
- Helped pave the way for the 49ers offense to rush for a season-high 218 yds. on 42 atts. (5.2 avg.) vs. Phi. (9/28). Also helped the 49ers offense hold the ball for 42:17, which was the highest time of possession for the team since 11/20/11 vs. Arz. (44:16).
- Part of an O-Line that led the way for the team to rush for a franchise record 355 yds. vs. SD (12/20). The 355 rushing yds. are the most by any team in the NFL since 11/4/07 (Min. - 378 yds. rushing vs. SD).

2013

- Was part of an offensive line that helped amass the 2nd most total net yds. on opening day in 49ers franchise history with 494 yds. (404 passing yds. and 90 rushing yds.) vs. GB (9/8).
- Helped pave the way for 219 net yds. rushing at StL (9/26). It marked the first time the 49ers had three different RBs score a rushing TD in the same game since 12/2/01 vs. Buf. (Garrison Hearst, Fred Beasley and Paul Smith).
- The offensive line did not allow a sack on 17 total atts. by QB Colin Kaepernick and QB Colt McCoy at Jax. (10/27). The last time the 49ers did not allow a sack was 11/25/12 at NO. The 49ers also rushed for 221 yds. and 4 TDs on 38 carries at Jax., the most rushing yds. in a game by the team during the 2013 season. The 4 rushing TDs tied for the most by any team in a game in the NFL in 2013.
- Provided great running lanes for the offense to gain 199 rushing yds. on 30 atts. vs. Atl. (12/23). The 6.6 yds. per carry avg. was team's highest in any game during the 2013 season. It also marked just the second time in the season that the team had three players rush for over 50 yds. (Gore - 97; Kaepernick - 51; Hunter - 51).
- Staley hauled in his 2nd career recept. on a 14-yd. pass from QB Colin Kaepernick at Arz. (12/29). His first career recept. was on 10/30/11 vs. Cle. (17 yds.).

2012

- Staley and the 49ers O-Line won the 2012 Madden Most Valuable Protectors Award, recognizing the best O-Line in the NFL.
- The 49ers were 1 of just 3 teams to have the same 5 starting offensive linemen for every game in 2012 (Was. & NYJ).
- Paved the way as the team rushed for a season-high 245 yds. on 44 carries as 9 different players carried the ball at NYJ (9/30).
- Helped the 49ers offense set a team record with 621 total yds. (311 rushing, 310 passing) vs. Buf. (10/7), surpassing the 49ers previous franchise record of 598 vs. Buf. (9/13/92). San Francisco became the first team in NFL history to post 300-or-more yds. rushing and passing in the same game.
- Staley and the 49ers offensive line did not allow a sack on 25 pass attempts by QB Colin Kaepernick at NO (11/25). The performance earned the O-Line the Madden Most Valuable Protectors Award for Week 12.
- Part of offensive line vs. GB (1/12/13 - NFC-D) that helped the 49ers become the first team in NFL history to ever have two, 100-yd. rushers [QB Colin Kaepernick (181 yds. rushing), RB Frank Gore (119 yds. rushing)] and one, 100-yd. receiver [WR Michael Crabtree (119 yds. receiving)] in a playoff game in NFL history.
- Against the Packers, San Francisco amassed 579 total yds. of offense (323 rushing and 256 passing), setting a new single-game postseason franchise record. The previous record was 537 yds. (211 rushing and 326 passing) vs. Mia. (1/20/85) in Super Bowl XIX. The 49ers rushed for 323 yds. on the night, setting the franchise single-game postseason rushing record. The previous rushing record was also set in Super Bowl XIX (211 yds.).
- Staley and the 49ers offense became the first team in Super Bowl history to have a 300-yd. passer, a 100-yd. rusher and 2, 100-yd. receivers in a single game. QB Colin Kaepernick threw for 302 yds., RB Frank Gore added 110 yds. rushing, WR Michael Crabtree tallied 109 rec. yds. and TE Vernon Davis recorded 104 rec. yds. vs. Bal. (2/3/13).

2011

- Part of an offensive line that helped pave the way for RB Frank Gore to gain 100-plus rushing yds. in 5 consecutive games, setting a new franchise record.
- Staley and the 49ers offensive line did not allow a sack on 20 pass atts. by QB Alex Smith vs. Sea. (9/11).
- Helped 49ers accumulate 442 yds. of offense in come-from-behind victory at Phi. (10/2), which included 164 yds. on the ground.
- Staley and the offensive line were awarded the Madden Most Valuable Protectors Award for Week 5. They helped the 49ers offense rush for 213 yds. on the ground while not allowing a sack vs. TB (10/9).
- Supported the 49ers offense in rushing for 203 yds. at Det. (10/16), marking the first time the team rushed for over 200 yds. in back-to-back games (10/9 vs. TB, 213 yds.) since 12/6/98 at Car. (236 yds.) and 12/14/98 vs. Det. (328 yds.).
- Hauled in his first career recept. for 17-yds. vs. Cle. (10/30). Staley is the first 49ers offensive lineman to record a recept. since C/G Chris Dalman (11/20/95 at Mia.) and ties G Guy McIntyre for the longest recept. by an offensive lineman in franchise history (17 yds. on 9/18/88 vs. Atl.).
- Helped the 49ers offense hold the ball for 44:16 while not allowing a sack vs. Arz. (11/20), marking the highest time of possession for the team since 11/3/02 at Oak. (44:33 – 49ers 23, Raiders 20).

2010

- Started the first 9 games of the season at LT before suffering a fractured fibula vs. StL (11/14).
- Part of an offensive line that did not allow a sack on 32 pass atts. by QB Alex Smith vs. NO (9/20).
- Part of an offensive line that did not allow a sack on 19 pass atts. by QB Troy Smith vs. Den. (10/31).

2009

- Helped the team rush for a season-high 246 yds. vs. Sea. (9/20).
- Suffered a quad contusion at Min. (9/27), marking the first time in his career that he missed an offensive play.

2008

- Started all 16 games at LT and was the only 49ers player to line up for every single snap.
- Was part of an O-Line that did not allow a sack at Arz. (11/10), breaking an NFL record 31-game streak by the Cardinals defense with at least one sack.
- Recorded first NFL TD on a fumble recovery following a WR Jason Hill 6-yd. reception vs. NYJ (12/7).

2007

- Started all 16 games at RT for 49ers after beating out T Kwame Harris for the position in training camp. Played every single snap on offense as a rookie.

COLLEGE

Played in 46 games (39 starts) at Central Michigan and helped team produce a 1,000-yd. rusher in three of his four seasons (2003-05). Arrived on Central Michigan's campus as a 225-pound tight end in 2003, but developed into one of the elite offensive tackles in collegiate game. Recorded fastest 40-yd. dash time (4.7) of any offensive lineman at 2007 NFL Combine. Consensus First-Team All-MAC choice as one of three team captains as a senior, starting all 14 games at LT and helping team rank 22nd in nation with 245.9 passing yds. per game. First-Team All-MAC selection as a junior as he moved to LT and started 11 games. Shifted to RT as a sophomore during preseason and started 11 games as the Chipewas averaged 395.5 yds. per game. Played in team's final 11 games with 4 starts at TE as a freshman and posted 11 receipts. for 130 yds. with 1 TD.

PERSONAL


- Attended Rockford (MI) HS, where he lettered twice in both football and track.
- Caught 24 passes for 559 yds. with 7 TDs as a senior TE.
- Set three school records in track: 200-meters (21.9), 4x100m (42.5) and 4x200m (1:27) relay teams.
- Placed 6th in state for 200m to earn all-state honors as team finished 4th in state finals in 4x100m, 4th in 4x200m and 6th in 4x400m (43.1).
- Joe credits his family for making him the man he is today. "I have a very close-knit family. All of the values and things they've done to make me the man I am today, I attribute to them. They taught me at a young age and gave me a great upbringing." He also credits his high school coach, Ralph Munger, for teaching him about football and how to play it the right way.
- After Joe is finished playing football, he'd like to go into teaching at the high school level and coach football.
- Joe and his wife, Carrie, have one daughter, Grace.
- Born Joe Staley (8/30/84) in Rockford, MI.

INJURY REPORT

2009: Missed 7 games [vs. Ten. (11/8), vs. Chi. (11/12), at GB (11/22), vs. Jax. (11/29), at Sea. (12/6), vs. Arz. (12/14) and at StL (1/3)] with a knee injury suffered at Ind. (11/1).

2010: Suffered a fractured fibula vs. StL (11/14) and was inactive the remainder of the season.

2016: Inactive 3 games [vs. NYJ (12/11), at Atl. (12/18) and at LA (12/24)] with a hamstring injury.



ROD STREATER

81

POSITION WR | HEIGHT 6-2 | WEIGHT 195 | COLLEGE TEMPLE

BORN 2.9.88 // BURLINGTON, NJ // BURLINGTON TOWNSHIP HS, BURLINGTON, NJ
5TH YEAR // ACQUIRED TR IN '16 - KC

AWARDS & HONORS

2015: Oakland Raiders Ed Block Courage Award Receptient

2016 HIGHLIGHTS

- Recorded 2 repts. for 11 yds. and 1 TD at Atl. (12/18), hauling in a 5-yd. TD pass from QB Colin Kaepernick for his first TD reept. as a member of the 49ers.
- Registered season highs of 6 repts. for 63 yds. and 1 TD at LA (12/24), marking his 10th career TD reept. and the first time in his career he has recorded a TD reept. in conseuctive games.

GOLDMINE

- Streater's passion for volunteering in the community came from his mother, Darlene Streater, who passed away in 2014 after battling breast cancer. "She was always so positive," Streater said of his mom in 2015. "She always had a positive vibe around her. Everybody was attracted to her. Whenever she was around people, they just loved her. That's what makes me want to keep giving back."
- As a member of the Oakland Raiders, founded the Rod Streater Foundation in 2014 with the mission to inspire the potential of our local youth by imparting leadership values of respect and responsibility. The signature program of the foundation, "Where's Streater?", focuses on sponsoring free activities that promote healthy lifestyles, technology, culture and the arts and has made visits to Oakland's Chabot Space and Science Center, the San Francisco Zoo, the Monterey Bay Aquarium and the NFL Experience at Super Bowl 50 among others. More information on the Rod Streater Foundation is available at www.rodstreaterfoundation.org.



STREATER'S GOLDEN NUGGETS

- Developed his passion for volunteering from his mother, Darlene. In 2014, he created the Rod Streater Foundation with the mission to impart the values of respect and responsibility to the local youth. The signature program, "Where's Streater?", gives kids the opportunity to go places they wouldn't normally go.
- Streater has always had a passion for art and has incorporated that love into his foundation, partnering with a non-profit organization called CoachArt. In 2015, he earned the CoachArt Courage and Hope Award.
- Named the Raiders Ed Block Courage Award winner for the 2015 season. The award is presented each year to the player that exemplified a commitment to sportsmanship and courage.

STREATER'S GAME-BY-GAME

2016

Date	Opp	W/L	P/S	Rec	Yds	Avg	Lg	TD
Sep 12	LA	W	1/0	0	0	—	—	0
Sep 18	at Car	L	1/0	1	13	13.0	13	0
Sep 25	at Sea	L	1/0	1	19	19.0	19	0
Oct 2	Dal	L	1/0	0	0	—	—	0
Oct 6	Arz	L	1/0	0	0	—	—	0
Oct 16	at Buf	L	1/0	1	16	16.0	16	0
Oct 23	TB	L	1/0	0	0	—	—	0
Nov 6	NO	L	1/0	0	0	—	—	0
Nov 13	at Arz	L	1/0	1	11	11.0	11	0
Nov 20	NE	L	1/0	0	0	—	—	0
Nov 27	at Mia	L	1/0	4	46	11.5	25	0
Dec 4	at Chi	L	1/0	0	0	—	—	0
Dec 11	NYJ	L	1/0	1	7	7.0	7	0
Dec 18	at Atl	L	1/0	2	11	5.5	6	1
Dec 24	at LA	W	1/1	6	63	10.5	17	1
Jan 1	Sea							
TOTALS			15/1	17	186	10.9	25	2

Special Teams Tackles: 9



GOLDMINE (CONTINUED)

- Since 2014, Streater and former teammate WR Kashif Moore have annually returned home to their alma mater Burlington Township High School to host the Catch Your Dream Football Camp, where 200 local kids go through drills and learn the fundamentals of football.
- During his time with the Raiders, Streater was heavily involved in the local Bay Area community. In 2014, Streater hosted children and family members from UCSF Benioff Children's Hospital Oakland Diabetes Clinic during the holiday season and shared healthy recipes, specifically for children with Type 1 diabetes. In 2015, he participated in KPIX 5's Domestic Violence Telethon to raise money for Domestic Violence organizations around the Bay Area and the Making Strides Against Breast Cancer Walnut Creek 5K Fundraising Walk, which raised money in support of the American Cancer Society.



- Streater has always had a passion for art and took a few art classes while attending community college. Currently, he is studying to receive his bachelor's degree in digital art and game animation at the Art Institute of Pittsburgh's online program. Streater also integrates his love of art into his foundation, as he has partnered with CoachArt, a non-profit organization dedicated to improving the lives of children with chronic illness by providing free arts and athletics lessons. "As a kid I always loved art. I just wanted to figure out how to introduce kids to art and interact with them, go on field trips or just hang out with them." In 2015, he was honored with the CoachArt Courage and Hope Award, which recognizes an individual in the community who sets a standard of excellence in their professional accomplishments and their personal humanitarianism.

STREATER'S CAREER STATISTICS

RECEIVING														RUSHING				
YEAR	TEAM	GP	GS	NO	YDS	AVG	LG	TD	ATT	YDS	AVG	LG	TD					
2012	OAK	16	2	39	584	15.0	64t	3	0	0	—	—	0					
2013	OAK	16	14	60	888	14.8	66	4	2	17	8.5	9	0					
2014	OAK	3	3	9	84	9.3	17	1	0	0	—	—	0					
2015	OAK	1	0	1	8	8.0	8	0	0	0	—	—	0					
2016	SF	15	1	17	186	10.9	25	2	0	0	—	—	0					
TOTALS		51	20	126	1,750	13.9	66	10	2	17	8.5	9	0					

Additional Statistics:

Special Teams Tackles – 9: 2016 (9)

Fumble – Lost – 2 – 2: 1–1 in 2012, 1–1 in 2013

Milestones:

NFL Debut: vs. SD (9/10/12); **First Start:** vs. SD (9/10/12); **First Reception:** vs. SD (9/10/12 – 8-yd. pass from QB Carson Palmer); **First TD Reception:** vs. SD (9/10/12 – 2-yd. pass from QB Carson Palmer); **100-yd. Games:** 2 Last at NYJ (12/8/13 – 130 yds.); **Reached 1,000 rec. yds:** vs. Phi. (11/3/11 – 18-yd. pass from QB Terrelle Pryor)

STREATER'S CAREER HIGHS

Receptions: 7 at NYJ (12/8/13)

Receiving Yards: 130 at NYJ (12/8/13)

Receiving TDs: 1 (10 times) Last at LA (12/24/16)

Long Reception: 66 vs. Phi. (11/3/13)

Rushes: 1 (2 times) Last at Hou. (11/17/13)

Rushing Yards: 9 at Ind. (9/8/13)

Long Rush: 9 at Ind. (9/8/13)

STREATER'S TRANSACTIONS

Originally signed as an undrafted free agent by Oak. on 5/11/12...Re-signed with Oak. on 4/7/15...Signed a one-year contract with KC on 3/12/16...Traded to SF on 9/3/16.

2015 (OAKLAND)

- Saw action in one game [vs. Cin. (9/13)] and registered 1 recept. for 8 yds.

2014 (OAKLAND)

- Started the first three games of the year and recorded 9 receipts. for 84 yds. and 1 TD.
- Placed on the Injured Reserve List with a foot injury on 10/2.

2013 (OAKLAND)

- Saw action in all 16 games (14 starts) and led the team in receipts. (60) and yds. (888) while adding 4 TDs.
- Registered career highs in receipts. (7) and yds. (130) with 1 TD at NYJ (12/8).

2012 (OAKLAND)

- Appeared in all 16 games (2 starts) as a rookie and recorded 39 receipts. for 584 yds. (15.0 avg.) and 3 TDs.
- Made his NFL debut and first career start vs. SD (9/10) and notched 4 receipts. for 27 yds. and 1 TD.
- Registered 4 receipts. for 100 yds. vs. Den. (12/6).

COLLEGE

Played two years at Temple University after transferring from Alfred (NY) State Junior College. Appeared in 25 career games (16 starts) at Temple and was named *Philadelphia Inquirer* Academic All-Area in both 2010 and 2011. As a senior, ranked third on team with 19 receipts. for 401 yds. and three TDs. As a junior, appeared in all 12 games (7 starts) and finished second on team with 30 receipts. for 481 yds. and four TDs while being named the team's 2010 Newcomer of the Year. Played both wide receiver and safety during his two seasons at Alfred State. In 2009, recorded 24 receipts. for 539 yds. and six TDs and posted 20 tackles, two INTs and one FF.

PERSONAL

- Majored in strategic and organizational communication at Temple.
- While at Alfred (NY) State, was a first-team All-American and All-Region III in the high jump and helped the track team to its third consecutive regional championship in 2009 and a fourth-place finish at the 2009 NJCAA national championships.
- Attended Burlington Township (Burlington, NJ) HS, where he was an all-Patriot division selection at defensive back.
- Born Rod Streater (2/9/88) in Burlington, NJ.

INJURY REPORT

2014: Inactive at Mia. (9/28) and placed on the Injured Reserve List on 10/2 with a foot injury.

STREATER'S GAME-BY-GAME

2012 (Oakland)

Date	Opp	W/L	P/S	Rec	Yds	Avg	Lg	TD
Sep 10	SD	L	1/1	4	27	6.8	13	1
Sep 16	at Mia	L	1/0	2	19	9.5	13	0
Sep 23	Pit	W	1/0	2	22	11.0	17	0
Sep 30	at Den	L	1/0	0	0	—	—	0
Oct 14	at Atl	L	1/0	3	24	8.0	14	0
Oct 21	Jac	W	1/1	2	41	20.5	23	0
Oct 28	at KC	W	1/0	1	9	9.0	9	0
Nov 4	TB	L	1/0	4	54	13.5	25t	1
Nov 11	at Bal	L	1/0	1	11	11.0	11	0
Nov 18	NO	L	1/0	2	26	13.0	20	0
Nov 25	at Cin	L	1/0	0	0	—	—	0
Dec 2	Cle	L	1/0	3	96	32.0	64t	1
Dec 6	Den	L	1/0	4	100	25.0	58	0
Dec 16	KC	W	1/0	5	62	12.4	19	0
Dec 23	at Car	L	1/0	2	16	8.0	12	0
Dec 30	at SD	L	1/0	4	77	19.3	38	0
TOTALS			16/2	39	584	15.0	64t	3

2013 (Oakland)

Date	Opp	W/L	P/S	Rec	Yds	Avg	Lg	TD
Sep 8	at Ind	L	1/1	5	70	14.0	18	0
Sep 15	Jax	W	1/1	3	42	14.0	17	0
Sep 23	at Den	L	1/1	3	42	14.0	28	0
Sep 29	Was	L	1/1	2	18	9.0	14	0
Oct 6	SD	W	1/1	3	56	18.7	44t	1
Oct 13	at KC	L	1/1	3	46	15.3	18	0
Oct 27	Pit	W	1/1	4	45	11.3	16	0
Nov 3	Phi	L	1/1	5	98	19.6	66	0
Nov 10	at NYG	L	1/0	1	6	6.0	6	0
Nov 17	at Hou	W	1/0	6	84	14.0	36	1
Nov 24	Ten	L	1/1	5	93	18.6	23	0
Nov 28	at Dal	L	1/1	3	57	19.0	27	0
Dec 8	at NYJ	L	1/1	7	130	18.6	48t	1
Dec 15	KC	L	1/1	4	59	14.8	26	0
Dec 22	at SD	L	1/1	1	2	2.0	2	0
Dec 29	Den	L	1/1	5	40	8.0	14t	1
TOTALS			16/14	60	888	14.8	66	4

2014 (Oakland)

Date	Opp	W/L	P/S	Rec	Yds	Avg	Lg	TD
Sep 7	at NYJ	L	1/1	5	46	9.2	17	1
Sep 14	Hou	L	1/1	1	6	6.0	6	0
Sep 21	at NE	L	1/1	3	32	10.7	14	0
Sep 28	at Mia	L	—	—	—	INACTIVE (Foot)	—	—
PLACED ON INJURED RESERVE (Foot) ON 10/2								
TOTALS			3/3	9	84	9.3	17	1

2015 (Oakland)

Date	Opp	W/L	P/S	Rec	Yds	Avg	Lg	TD
Sep 13	Cin	L	1/0	1	8	8.0	8	0
Sep 20	Bal	W	—	—	—	INACTIVE		—
Sep 27	at Cle	W	—	—	—	INACTIVE		—
Oct 4	at Chi	L	—	—	—	DID NOT PLAY		—
Oct 11	Den	L	—	—	—	INACTIVE		—
Oct 25	at SD	W	—	—	—	INACTIVE		—
Nov 1	NYJ	W	—	—	—	INACTIVE		—
Nov 8	at Pit	L	—	—	—	INACTIVE		—
Nov 15	Min	L	—	—	—	INACTIVE		—
Nov 22	at Det	L	—	—	—	INACTIVE		—
Nov 29	at Ten	W	—	—	—	INACTIVE		—
Dec 6	KC	L	—	—	—	INACTIVE		—
Dec 13	at Den	W	—	—	—	INACTIVE		—
Dec 20	GB	L	—	—	—	INACTIVE		—
Dec 24	SD	W	—	—	—	INACTIVE		—
Jan 3	at KC	L	—	—	—	INACTIVE		—
TOTALS			1/0	1	8	8.0	8	0



VINNIE SUNSERI

40

POSITION S

HEIGHT 6-0

WEIGHT 210

COLLEGE ALABAMA

BORN 9.27.93 // TUSCALOOSA, AL // NORTHRIDGE HS, TUSCALOOSA, AL
3RD YEAR // ACQUIRED FA IN '16

GOLDMINE

- Sunseri participated in numerous community service events to give back to the Louisiana community during his time with the New Orleans Saints. In June of 2015, he took part in former teammate Tim Lelito's charity softball game to raise money for the "Get Checked or Check Out" foundation and the Team Gleason Foundation. In October of 2014, Sunseri and former Saints teammates helped donate and install more than \$20,000 worth of exercise and game-room equipment to Hispanic Apostolate, a local youth program as part of the 16th Annual NFL-United Way Hometown Huddle.
- Sunseri grew up in a football family. His father, Sal, has 31 years of experience coaching college and NFL football and is currently in his first year as the linebackers coach for the Oakland Raiders. Sal was the assistant head coach and linebackers coach at Alabama while Sunseri was in school in 2011. Sunseri's brother, Tino, played quarterback for the Saskatchewan Roughriders of the CFL (2013-15) and is currently an offensive quality control coach at Florida State.

SUNSERI'S GOLDEN NUGGETS

- Originally a draft pick of the New Orleans Saints, saw action in 9 games and recorded 5 tackles during the 2014 season.
- Was teammates with 49ers DL Quinton Dial at Alabama (2011-12), where they earned back-to-back BCS National Championships.

SUNSERI'S GAME-BY-GAME

2016

Date	Opp	W/L	P/S	Tot	Sol	Ast	Sk	Yds	Int	Yds	PD	FF	FR	Yds
SIGNED TO SF PRACTICE SQUAD ON 11/1														
Nov 6	NO	L	—	PRACTICE SQUAD				—	—	—		—	—	—
Nov 13	at Arz	L	—	PRACTICE SQUAD				—	—	—		—	—	—
Nov 20	NE	L	—	PRACTICE SQUAD				—	—	—		—	—	—
PROMOTED TO SF ACTIVE ROSTER ON 11/22														
Nov 27	at Mia	L	1/0	0	0	0	0.0	0.0	0	0	0	0	0	0
Dec 4	at Chi	L	1/0	0	0	0	0.0	0.0	0	0	0	0	0	0
Dec 11	NYJ	L	1/0	0	0	0	0.0	0.0	0	0	0	0	0	0
Dec 18	at Atl	L	1/0	4	3	1	0.0	0.0	0	0	0	0	0	0
Dec 24	at LA	W	1/0	0	0	0	0.0	0.0	0	0	0	0	0	0
Jan 1	Sea													
TOTALS			5/0	4	3	1	0.0	0.0	0	0	0	0	0	0

Special Teams Tackles: 3

SUNSERI'S CAREER STATISTICS

YEAR	TEAM	GP	GS	TACKLES			SACKS	YDS	INTERCEPTIONS				PD	FUMBLES		
				TOT	SOL	AST			INT	YDS	LG	TD		FF	FR	YDS
2014	NO	9	0	5	3	2	0.0	0.0	0	0	—	0	0	0	0	0
2015	NO	—	—	—	—	INJURED RESERVE (Knee)				—	—	—	—	—	—	—
2016	SF	5	0	4	3	1	0.0	0.0	0	0	—	0	0	0	0	0
TOTALS		14	0	9	6	3	0.0	0.0	0	0	—	0	0	0	0	0

Additional Statistics:

Special Teams Tackles — 9: 2014 (6); 2016 (3)

Milestones:

NFL Debut: at Atl. (9/7/14)

SUNSERI'S CAREER HIGHS

Total Tackles: 4 at Atl. (12/18/16)

Assists: 1 (3 times) Last at Atl. (12/18/16)

Solo: 3 at Atl. (12/18/16)

SUNSERI'S TRANSACTIONS

Originally a 5th-round (167th overall) draft choice by NO in 2014...Placed on the Injured Reserve List on 11/12/14...Waived/Injured by NO on 9/1/15...Placed on the Injured Reserve List on 9/2/15...Waived by NO on 4/25/16...Signed by NE on 7/24/16...Waived by NE on 9/3/16...Signed to NE practice squad on 9/6/16...Released by NE on 10/24/16...Signed to SF practice squad on 11/1/16...Promoted to SF active roster on 11/22/16.

2015 (NEW ORLEANS)

- Placed on the Injured Reserve List on 9/2 where he spent the entire season.

2014 (NEW ORLEANS)

- Appeared in 9 games, totaling 5 tackles on defense and 6 special teams tackles.

COLLEGE

Appeared in 34 games (14 starts) during his three-year career at Alabama and totaled 105 tackles, 12 PDs, 4 INTs, 1.5 sacks, 3 FRs and 1 FF. Started the first seven games of 2013 and registered 20 tackles, 6 PDs and 2 INTs returned for TDs before suffering a season ending injury. Saw action in 14 games in 2012, recording 54 tackles, 1.5 sacks, 3 PDs and 2 INTs. Named to the SEC All-Freshman team in 2011 where he appeared in 13 games and registered 31 tackles and 1 PD.

PERSONAL

- Majored in business management at Alabama.
- Attended Northridge (Tuscaloosa, AL) HS, where he recorded 144 tackles, 3 INTs, 4 FRs and 2 TDs as a senior while being named a first-team ASWA all-state selection and an ASWA Super 12 selection.
- Born Vinnie Salvatore Sunseri (9/27/93) in Pittsburgh, PA.

INJURY REPORT

2014: Placed on the Injured Reserve List on 11/12 with an arm injury.

2015: Placed on the Injured Reserve List on 9/2 with a knee injury.

SUNSERI'S GAME-BY-GAME

2014 (New Orleans)

Date	Opp	W/L	P/S	Tot	Sol	Ast	Sk	Yds	Int	Yds	PD	FF	FR	Yds
Sep 7	at Atl	L	1/0	0	0	0	0.0	0.0	0	0	0	0	0	0
Sep 14	at Cle	L	1/0	2	1	1	0.0	0.0	0	0	0	0	0	0
Sep 21	Min	W	1/0	0	0	0	0.0	0.0	0	0	0	0	0	0
Sep 28	at Dal	L	1/0	0	0	0	0.0	0.0	0	0	0	0	0	0
Oct 5	TB	W	1/0	0	0	0	0.0	0.0	0	0	0	0	0	0
Oct 19	at Det	L	1/0	0	0	0	0.0	0.0	0	0	0	0	0	0
Oct 26	GB	W	1/0	0	0	0	0.0	0.0	0	0	0	0	0	0
Oct 30	at Car	W	1/0	1	0	1	0.0	0.0	0	0	0	0	0	0
Nov 9	SF	L	1/0	2	2	0	0.0	0.0	0	0	0	0	0	0
PLACED ON INJURED RESERVE (Arm) ON 11/12														
TOTALS			9/0	5	3	2	0.0	0.0	0	0	0	0	0	0



JAQUISKI TARTT

29

POSITION **S**

HEIGHT **6-1**

WEIGHT **221**

COLLEGE **SAMFORD**

BORN 2.12.92 // MOBILE, AL // DAVIDSON HS, MOBILE, AL
2ND YEAR // ACQUIRED D-2 IN '15

AWARDS & HONORS

2015: Thomas Herrion Memorial Award

2016 HIGHLIGHTS

- Recorded a career-high 13 tackles and 1.0 sack vs. NYJ (12/11), taking down QB Bryce Petty for a 10-yd. loss to mark his first sack of the season and third of his career.
- Part of a 49ers defense that allowed 177 net yds. (99 rush, 78 pass) at LA (12/24), the fewest given up by the 49ers defense in a single game since 11/19/12 vs. Chi. (143; 85 rush, 58 pass).

GOLDMINE

- Tartt's young football career has been heavily influenced by his family. He played his first year of organized football in 2009 at Davidson HS in Mobile, AL, to honor his grandfather, Alfred Lewis, who passed away during the summer before his senior year. "The football coaches and my friends wanted me to come out and play, and he really wanted me to play. I really wanted to play again ever since he passed away, so I do this in his memory." Additionally, Jaquiski chose to attend Samford University at the urging of his mother, a traveling nurse who wanted to go there herself because of their pharmacy program.
- Drafted by the 49ers in the second round of the 2015 NFL Draft, Tartt reunited with best friend and former high school teammate DB Jimmie Ward. Both products of Davidson High School in Mobile, AL, the pair won the Class 6A Region 1 football championship as the school's starting safeties in 2009.
- While visiting his hometown of Mobile during his youth football camp in July of 2016, Tartt was given the key to the city. "If anybody would have told me I would be getting a key to the city of Mobile, I'd have thought they were crazy. It's a wonderful feeling."
- A two-time All-American and All-Southern Conference selection, Tartt was the first player in Samford school history to be invited to play in the Reese's Senior Bowl. Just the sixth player selected in the NFL draft in school history, Jaquiski holds the distinction of being the first player drafted in the second round or higher from Samford University.



TARTT'S GOLDEN NUGGETS

- Pronounced juh-KWAH-skee.
- Teamed with Next Level Football Camp for his inaugural camp in his hometown of Mobile, AL on July 9, 2016. The goal of the camp was to allow one day of football training to impact the other 364 days of the year by participants being partnered with a mentor/coach from the camp.
- Named the 49ers Thomas Herrion Memorial Award winner for the 2015 season. The award, as voted on by the coaches, was established in 2005 by 49ers owners Denise and John York and is presented to a rookie or first-year player who best represents the dream of Thomas Herrion.
- Became the sixth player selected in the NFL Draft in Samford school history and holds the distinction of being the first player drafted in the second round or higher.
- Reunited with high school teammate and 2014 49ers 1st round pick DB Jimmie Ward. Both are products of Davidson HS in Mobile, AL. The pair won the Class 6A Region 1 football championship as the school's starting safeties in 2009.

TARTT'S GAME-BY-GAME

2016

Date	Opp	W/L	P/S	Tot	Sol	Ast	Sk	Yds	Int	Yds	PD	FF	FR	Yds
Sep 12	LA	W	1/0	1	1	0	0.0	0.0	0	0	0	0	0	0
Sep 18	at Car	L	1/0	3	2	1	0.0	0.0	0	0	0	0	0	0
Sep 25	at Sea	L	1/0	2	1	1	0.0	0.0	0	0	0	0	0	0
Oct 2	Dal	L	1/0	4	3	1	0.0	0.0	0	0	0	0	0	0
Oct 6	Arz	L	1/0	5	3	2	0.0	0.0	0	0	1	0	0	0
Oct 16	at Buf	L	—	—	—	—	INACTIVE (Quad)	—	—	—	—	—	—	—
Oct 23	TB	L	1/0	2	1	1	0.0	0.0	0	0	0	0	0	0
Nov 6	NO	L	1/0	1	1	0	0.0	0.0	0	0	1	0	0	0
Nov 13	at Arz	L	1/0	0	0	0	0.0	0.0	0	0	0	0	0	0
Nov 20	NE	L	1/0	2	1	1	0.0	0.0	0	0	0	0	0	0
Nov 27	at Mia	L	1/1	3	2	1	0.0	0.0	0	0	0	0	0	0
Dec 4	at Chi	L	1/1	5	1	4	0.0	0.0	0	0	0	0	0	0
Dec 11	NYJ	L	1/1	13	9	4	1.0	10.0	0	0	0	0	0	0
Dec 18	at Atl	L	1/1	9	7	2	0.0	0.0	0	0	0	0	0	0
Dec 24	at LA	W	1/1	7	3	4	0.0	0.0	0	0	0	0	0	0
Jan 1	Sea													
TOTALS				14/5	57	35	22	1.0 10.0	0	0	2	0	0	0

Special Teams Tackles: 11

TARTT'S CAREER STATISTICS

YEAR	TEAM	GP	GS	TACKLES					YDS	INTERCEPTIONS					PD	FUMBLES		
				TOT	SOL	AST	SACKS	INT		YDS	LG	TD	FF	FR		YDS		
2015	SF	15	8	66	57	9	2.0	22.0	1	25	25	0	3	1	0	0		
2016	SF	14	5	57	35	22	1.0	10.0	0	0	—	0	2	0	0	0		
TOTALS		29	13	123	92	31	3.0	32.0	1	25	25	0	5	1	0	0		

Additional Statistics:

Special Teams Tackles – 12: 2015 (1); 2016 (11)

Milestones:

NFL Debut: vs. Min. (9/14/15); **First Sack:** vs. Min. (9/14/15 – QB Teddy Bridgewater); **First Start:** at StL (11/1/15); **First FF:** at StL (11/1/15 – WR Tavon Austin); **First INT:** at Cle. (12/12/15 – QB Johnny Manziel)

TARTT'S CAREER HIGHS

Total Tackles: 13 vs. NYJ (12/11/16)

Solo: 9 (2 times) Last vs. NYJ (12/11/16)

Assists: 4 (3 times) Last at LA (12/24/16)

Passes Defensed: 2 vs. Atl. (11/8/15)

Forced Fumbles: 1 at StL (11/1/15)

Interceptions: 1 at Cle. (12/13/15)

Interception Yards: 25 at Cle. (12/13/15)

Long Interception Return: 25 at Cle. (12/13/15)

Sacks: 1.0 (3 times) Last vs. NYJ (12/11/16)

TARTT'S TRANSACTIONS

Originally a 2nd-round (46th overall) draft choice by SF in 2015...Placed on the Active/Non-Football Injury List on 7/31/16...Activated from the Active/Non-Football Injury List on 8/6/16.

2015

- Appeared in 15 games (7 starts) and registered 66 tackles, 2.0 sacks, 1 INT and 3 PDs during his rookie season.
- Made his NFL debut vs. Min. (9/14) and recorded his first career sack, taking down Vikings QB Teddy Bridgewater for a 14-yd. loss.
- Made the first start of his NFL career at StL (11/1), and registered his first career FF, knocking the ball loose from Rams WR Tavon Austin in the 1st quarter.
- Registered a career-high 10 tackles and 1.0 sack at Chi. (12/6), bringing down Bears QB Jay Cutler for his 2nd career sack.
- Recorded the first INT of his career and 1 PD at Cle. (12/13), intercepting former Browns QB Johnny Manziel and returning it 25-yds.

TARTT'S GAME-BY-GAME

2015

Date	Opp	W/L	P/S	Tot	Sol	Ast	Sk	Yds	Int	Yds	PD	FF	FR	Yds
Sep 14	Min	W	1/0	4	4	0	1.0	14.0	0	0	0	0	0	0
Sep 20	at Pit	L	1/0	0	0	0	0.0	0.0	0	0	0	0	0	0
Sep 27	at Arz	L	1/0	1	1	0	0.0	0.0	0	0	0	0	0	0
Oct 4	GB	L	1/0	0	0	0	0.0	0.0	0	0	0	0	0	0
Oct 11	at NYG	L	1/0	3	3	0	0.0	0.0	0	0	0	0	0	0
Oct 18	Bal	W	1/0	4	3	1	0.0	0.0	0	0	0	0	0	0
Oct 22	Sea	L	1/0	9	6	3	0.0	0.0	0	0	0	0	0	0
Nov 1	at StL	L	1/1	8	6	2	0.0	0.0	0	0	0	1	0	0
Nov 8	Atl	W	1/1	4	3	1	0.0	0.0	0	0	2	0	0	0
Nov 22	at Sea	L	1/1	8	7	1	0.0	0.0	0	0	0	0	0	0
Nov 29	Arz	L	1/1	5	5	0	0.0	0.0	0	0	0	0	0	0
Dec 6	at Chi	W	1/1	10	9	1	1.0	8.0	0	0	0	0	0	0
Dec 13	at Cle	L	1/1	7	7	0	0.0	0.0	1	25	1	0	0	0
Dec 20	Cin	L	1/1	1	1	0	0.0	0.0	0	0	0	0	0	0
Dec 27	at Det	L	1/1	2	2	0	0.0	0.0	0	0	0	0	0	0
Jan 3	StL	W	—	—	—	—	INACTIVE (Knee)	—	—	—	—	—	—	—
TOTALS			15/8	66	57	9	2.0	22.0	1	25	3	1	0	0

COLLEGE

Played in 44 games and totaled 277 tackles, 6 INTs, 20 PDs and 6.5 TFLs in his career. As a senior, named to the American Football Coaches Association FCS All-America team and Second-Team AP All-America team. Also named First-Team All-SoCon. Finished second on the team with 62 tackles, 1 INT, 1 PD and 3.0 TFLs. In 2013, named First-Team All-SoCon and Second-Team All-America. Started 12 games and registered 98 tackles, 1 INT and 9 PDs. As a sophomore, earned First-Team All-America and First-Team All-SoCon honors. Led the team with 94 tackles, 4 INTs and 10 PDs. In 2011, played in 10 games and recorded 23 tackles. Redshirted in 2010.

PERSONAL

- Majored in geography.
- Attended Davidson (Mobile, AL) HS where he did not play organized football until his senior year. Tallied 72 tackles during the season, including 2 INTs, 5 PDs, 1 FF and 1 FR.
- Also participated in basketball and was named to the *Mobile Press-Register* High School Basketball All-Academic Team.
- Played high school football with 49ers DB Jimmie Ward at Davidson HS.

INJURY REPORT

2015: Inactive vs. StL (1/3/16) with a knee injury.

2016: Inactive at Buf. (10/16) with a quad injury.



JOHN THEUS

71

POSITION OL

HEIGHT 6-6

WEIGHT 303

COLLEGE GEORGIA

BORN 1.19.94 // JACKSONVILLE, FL // THE BOLLES SCHOOL, JACKSONVILLE, FL
ROOKIE // ACQUIRED D-5B IN '16

GOLDMINE

- In 2013, Theus took a mission trip to Haiti during spring break with his brother, Nathan, and Georgia teammates, Preston Mobley and Hugh Williams. In the morning, they worked in a village painting and tilling the land and led Bible study in the afternoon. On being in Haiti three years after a devastating earthquake Theus said, "It definitely makes you count your blessings. It was fun to go over there and help whatever way I could."



- Theus' brother, Nathan, played long snapper at Georgia (2012-15) and the two are 18-months apart.

THEUS' GOLDEN NUGGETS

- In 2013, Theus took a mission trip to Haiti during spring break where he worked in a village and led Bible study.
- Theus' brother, Nathan, played long snapper at Georgia (2012-15) and the two went through the NFL Draft process together in 2016.

THEUS' CAREER STATISTICS

GAMES/STARTS – 3/1; 2016 (3/1)

Milestones:

NFL Debut: vs. NYJ (12/11/16); First Start: at LA (12/24/16)

THEUS' TRANSACTIONS

Originally the second of three 5th-round (145th overall) draft choices by SF in 2016.

COLLEGE

Played in 53 games (48 starts) for the Bulldogs. As a senior, started all 13 games and was voted the Bulldogs overall team captain and also won one of four Coaches' Leadership Awards. Also earned First-Team All-SEC honors. In 2014, started all 13 games and earned AP Honorable Mention All-SEC honors as the offensive led the SEC in rushing (257.8 yds. per game). As a sophomore, played in 13 games (8 starts) and was part of an offense that ranked 2nd in the SEC in passing. In 2012, was named to *The Sporting News* All-America Freshman Team. Started all 14 games and became just the third true freshman to start at tackle in a season opener for Georgia since freshmen became eligible in 1973. Also named to the SEC First Year Academic Honor Roll.

PERSONAL

- Attended The Bolles School (Jacksonville, FL) and earned 2011 *USA Today* First-Team All-America honors.
- Helped lead Bolles to the FHSAA state titles in 2009 and 2011, as well as an undefeated season and district title in 2010.
- Also competed in shot put and discuss on the track and field team.
- His brother, Nathan, was the long snapper for Georgia (2012-15).
- Born John Theus (1/19/94) in Jacksonville, FL.
- Majored in human development & family science.



ANDREW TILLER

61

POSITION G

HEIGHT 6-4

WEIGHT 324

COLLEGE SYRACUSE

BORN 3.13.89 // CENTRAL ISLIP, NY // CENTRAL ISLIP HS, CENTRAL ISLIP, NY
4TH YEAR // ACQUIRED FA IN '14

2016 HIGHLIGHTS

- Part of an offensive line group that helped the 49ers offense rush for 150 yds. and 3 TDs on 42 carries and did not allow a sack on 35 atts. by QB Blaine Gabbert vs. LA (9/12).
- Part of an offensive line group that helped the 49ers offense rush for a season-high 248 yds. on 27 atts. (9.2 avg.) vs. NYJ (12/11). The 248 rushing yds. are most in a game by San Francisco since 12/20/14 (355 rushing yds. vs. SD). The 9.2 yds./carry avg. by the 49ers offense is the 2nd-highest single-game avg. by the team in franchise history [24 atts. for 263 yds. (11.0 avg.) vs. Dallas Texans (10/26/52)]. Behind the 49ers offensive line, RB Carlos Hyde registered a career-high 193 yds. on 17 atts. (11.4 avg.).

GOLDMINE

- With a few of his 49ers teammates, worked with KABOOM! to help put kids and families first in the San Francisco Bay Area by transforming everyday spaces into places for play. KABOOM! believes that the well-being of society begins with the well-being of children.



TILLER'S GOLDEN NUGGETS

- In 2010, he survived a car accident in which his vehicle was struck by an 18-wheel truck. The car was totaled, but he survived the wreck unscathed.
- Earned First-Team All-Big East honors starting all 12 games at Syracuse in 2011.

GOLDMINE (CONTINUED)

- One of Tiller's inspirations during his football journey has been his cousin who passed away. "We always made a pact that one of us was going to hold the family down. He was either going to do it with his music, or I was going to do it with football. He passed away, so he gave the torch to me and I've got to fulfill that promise."

TILLER'S CAREER STATISTICS

GAMES/STARTS – 27/12; 2014 (1/0); 2015 (12/7); 2016 (14/7)

Milestones:

NFL Debut: at Sea. (12/14/14); First Start: at Sea. (11/22/15)

TILLER'S TRANSACTIONS

Originally a sixth-round (179th pick overall) draft choice by NO in 2012..Waived by NO on 8/31/13...Signed to SD practice squad on 9/25/13...Waived by SD on 9/28/13...Signed to SD practice squad on 10/1/13...Waived by SD on 11/18/13...Signed to GB practice squad on 11/20/13...Signed by GB on 1/6/14...Waived by GB on 8/30/14...Signed to SF practice squad on 10/7/14...Promoted to SF active roster on 12/13/14...Signed to SF practice squad on 9/6/15...Promoted to SF active roster on 10/10/15.

2015 (SAN FRANCISCO)

- The 49ers offensive line did not allow a sack on 25 atts. by QB Blaine Gabbert vs. Atl. (11/8), as the team rushed for 133 yds. It marked the first time the 49ers did not allow a sack in a game since 10/13/14 at StL (36 atts.).
- Made the first start of his NFL career at Sea. (11/22).

2014 (GREEN BAY/SAN FRANCISCO)

- Spent time with GB prior to signing to SF practice squad on 10/7. Was promoted to the active roster where he saw action in 1 game.
- Made his NFL debut at Sea. (12/14).

2013 (SAN DIEGO/GREEN BAY)

- Spent time on the Chargers and Packers practice squads.

2012 (NEW ORLEANS)

- Spent the entire season on the Saints active roster, but did not appear in a game.

COLLEGE

Played in 35 career games, including 28 starts, for the Orange. As a redshirt senior, was one of 11 players to start all 12 games. Was an All-Big East First-Team selection and helped the Orange's offensive line produce a, 1,000-yard rusher. In 2010, started all 13 games and helped the offense convert 34-of-40 (.850) chances in the red zone, which tied for the second in the Big East. Spent the 2008 season at Nassau Community College, where he earned 2008 Junior College Gridwire All-American honors. Majored in communications and rhetorical studies.

PERSONAL

- Majored in communications and rhetorical studies.
- Attended Central Islip (NY) HS, where he earned Class 5A all-state, all-area and all-conference honors during his last three seasons.
- Won Newsday's Zellner Award for being the best lineman in Suffolk (NY) County.
- Tiller was a two-way player in high school. As a senior in 2006, he posted 103 tackles as a defensive lineman, the fourth-best total in Long Island. He also led all players in Long Island with 12 sacks in addition to his work on the offensive line.
- Born Andrew Tiller (3/13/89) in Queens, NY.



JIMMIE WARD

25

POSITION DB

HEIGHT 5-11

WEIGHT 193

COLLEGE NORTHERN ILLINOIS

BORN 7.18.91 // MOBILE, AL // W.P. DAVIDSON HS, MOBILE, AL
3RD YEAR // ACQUIRED D-1 IN '14

AWARDS & HONORS

2015: Hazeltine Iron Man Award

2016 HIGHLIGHTS

- Registered 9 tackles and a career-high 4 PDs at Arz. (11/13).
- Recorded his first career special teams forced fumble and fumble recovery at Chi. (12/4), knocking the ball loose from WR Deonte Thompson on a kickoff return. It marks the second consecutive year that he has registered a takeaway in Chicago [29-yd. INT return for TD at Chi. (12/6/15)].
- Totaled a career-high 12 tackles, 1 INT, 1.0 sack and 3 PDs vs. NYJ (12/11). On the opening possession of the game, intercepted QB Bryce Petty and returned it 8-yds., marking his first INT of the year and second of his career. In the 2nd Qtr., sacked Petty for a 7-yd. loss, his first sack of the season and second of his career. With 1 INT and 1.0 sack, he became the first 49er to record an INT and a sack in the same game since LB NaVorro Bowman at Arz. (12/29/13 - 1 INT and 1.0 sack).

GOLDMINE

- Growing up in Mobile, AL, Ward knew when to separate himself from others in his neighborhood. Said Ward, "From where I come from, the neighborhood that I grew up in, a lot of people don't make it out. There's a lot of stuff. They either flunk out of school, end up having a child so they have to drop out of school and raise that child, or end up going to jail. It really just made me want to do something more than what my peers were doing." Ward would surround himself with positive influences to help combat the negative. "As I got older I hung out with positive guys. The guys I was hanging with, they wanted to do something with their life too. That really helped me out."
- While playing youth football, Ward went by the nickname 'Neko' and was teammates with former Alabama QB AJ McCarron with the Mobile Youth Football's Municipal Raiders. He played linebacker for the team that won multiple Youth Bowl Championships in Mobile.
- Ward's family is no stranger to professional athletics. He is the cousin of current NBA player, Caron Butler.

WARD'S GOLDEN NUGGETS

- Named the 49ers Hazeltine Iron Man Award winner for the 2015 season. The award is named for former linebacker Matt Hazeltine, a 13-year performer who played more seasons at linebacker than any other 49ers player. Known for his durability and dedication, Hazeltine passed away in 1987 from ALS, and Bill Walsh established the award in his honor that year. The award is given annually to the most courageous and inspirational defensive player as voted upon by the defensive coaches.
- On the day he was selected by the 49ers in the 1st round of the 2014 NFL Draft, drove three hours to New Orleans to purchase a new purse for his mother's birthday. He said, "I never really bought her anything expensive, because you're a kid. Growing up you would write a card, color a card or just buy a card or simple flowers. That's the most I ever did. She likes purses, so I just decided to get her a purse. It really didn't matter how much it cost, you just wanted to see that smile." His act of generosity shows his true character. "I'm not a selfish person. I just like to see and make other people smile too. It makes me feel better as a person."
- Was best friends growing up with 49ers 2015 2nd round draft pick, S Jaquiski Tatt. The two were teammates at W.P. Davidson High School in Mobile, AL.

WARD'S GAME-BY-GAME

2016

Date	Opp	W/L	P/S	Tot	Sol	Ast	Sk	Yds	Int	Yds	PD	FF	FR	Yds	
Sep 12	LA	W	1/1	2	2	0	0.0	0.0	0	0	2	0	0	0	
Sep 18	at Car	L	1/1	11	8	3	0.0	0.0	0	0	0	0	0	0	
Sep 25	at Sea	L	1/1	1	1	0	0.0	0.0	0	0	1	0	0	0	
Oct 2	Dal	L	—	—	INACTIVE (Quad)				—	—	—	—	—	—	
Oct 6	Arz	L	—	—	INACTIVE (Quad)				—	—	—	—	—	—	
Oct 16	at Buf	L	—	—	INACTIVE (Quad)				—	—	—	—	—	—	
Oct 23	TB	L	1/0	3	3	0	0.0	0.0	0	0	0	0	0	0	
Nov 6	NO	L	1/1	6	5	1	0.0	0.0	0	0	1	0	0	0	
Nov 13	at Arz	L	1/1	9	6	3	0.0	0.0	0	0	4	0	0	0	
Nov 20	NE	L	1/1	6	6	0	0.0	0.0	0	0	1	0	0	0	
Nov 27	at Mia	L	1/1	5	3	2	0.0	0.0	0	0	0	0	0	0	
Dec 4	at Chi	L	1/1	7	4	3	0.0	0.0	0	0	0	0	0	0	
Dec 11	NYJ	L	1/1	12	9	3	1.0	7.0	1	8	3	0	0	0	
Dec 18	at Atl	L	1/1	2	2	0	0.0	0.0	0	0	0	0	0	0	
PLACED ON INJURED RESERVE (Shoulder) ON 12/20															
TOTALS				11/10	64	49	15	1.0	7.0	1	8	12	0	0	0

Special Teams Tackles: 2

WARD'S CAREER STATISTICS

YEAR	TEAM	GP	GS	TACKLES			SACKS	YDS	INT	YDS	INTERCEPTIONS		PD	FUMBLES		
				TOT	SOL	AST					LG	TD		FF	FR	YDS
2014	SF	8	0	23	17	6	0.0	0.0	0	0	—	0	2	0	0	0
2015	SF	16	8	65	51	14	1.0	9.0	1	29	29t	1	5	0	0	0
2016	SF	11	10	64	49	15	1.0	7.0	1	8	—	0	12	0	0	0
TOTALS		35	18	152	117	35	2.0	16.0	2	37	29t	1	19	0	0	0

Additional Statistics:

Special Teams Tackles — 9: 2014 (3); 2015 (4); 2016 (2)

Special Teams Forced Fumbles — 1: 2016 (1)

Special Teams Fumble Recoveries — 1: 2016 (1)

Milestones:

NFL Debut: at Dal. (9/7/14); **First Start:** vs. Min. (9/14/15); **First INT:** at Chi. (12/6/15 — QB Jay Cutler); **First INT Returned for a TD:** at Chi. (12/6/15 — QB Jay Cutler); **First Sack:** vs. Cin. (12/20/15 — QB AJ McCarron)

WARD'S CAREER HIGHS

Total Tackles: 12 vs. NYJ (12/11/16)

Solo: 9 vs. NYJ (12/11/16)

Assists: 3 (4 times) Last vs. NYJ (12/11/16)

Sacks: 1.0 (2 times) Last vs. NYJ (12/11/16)

Interceptions: 1 (2 times) Last vs. NYJ (12/11/16)

Interception Yards: 29t at Chi. (12/6/15)

Passes Defensed: 4 at Arz. (11/13/16)

WARD'S TRANSACTIONS

Originally a 1st-round (30th overall) draft choice by SF in 2014...Placed on the Injured Reserve List on 11/15/14...Placed on the Injured Reserve List on 12/20/16.

2015

- Saw action in all 16 games with a career-high 8 starts and set new single-season highs with 65 tackles, 1 INT, 5 PDs and 1.0 sack.
- Intercepted Bears QB Jay Cutler and returned it 29 yds. for a TD, marking his first career INT and first career TD at Chi. (12/6).
- Registered 7 tackles and added his first career sack vs. Cin. (12/20), brining down Bengals QB AJ McCarron for a nine-yard loss.
- Set a new career high with 8 tackles vs. StL (1/3/16) and added 1 PD.

2014

- Played in 8 games and registered 23 tackles and 2 PDs.

COLLEGE

Played in 55 games (39 starts - 12 at CB and 27 at S) and totaled 320 tackles, 11 INTs, including 1 returned for a TD, 2.0 sacks, 4 FFs, 1 FR, 26 PDs, 6 TFLs and 4 blocked kicks for the Huskies. As a senior, Ward ranked 7th in the nation with 7 INTs, en route to earning Second-Team All-America and First-Team All-MAC honors. Started all 14 games at safety, and recorded a team-high 95 tackles, while adding 1.0 sack, 2.5 TFLs and led the conference with 10 PDs. In 2012, earned Third-Team All-America honors from the NFL Draft Report and was a First-Team All-MAC selection. Notched a career-high 104 tackles to lead the Huskies defense, and added 3 INTs, 1 FF, 11 PDs and 1 TFL. As a sophomore, earned Second-Team All-MAC honors, and played in 14 games, starting 12 at CB. Registered 100 tackles, 1.0 sack, 1 INT, 1 FF, 4 PDs and 2.5 TFLs. As a true freshman, saw action in all 14 games, tallied 21 tackles, 1 FF, 1 PD and blocked a school-record 3 punts. Named NIU's 2010 Special Teams Player of the Year and Freshman of the Year.

PERSONAL

- Majorred in general studies at Northern Illinois.
- Attended W.P. Davidson (Mobile, AL) HS where he was selected as an honorable mention Class 6A All-State defensive back by the Alabama Sportswriters Association as a senior.
- Also named to the Moblie Press Register's All-Region 4A-6A team following his junior and senior years.
- Born James Ward (7/18/91) in Racine, WI.


INJURY REPORT

2014: Inactive at Den. (10/19) with a quadricep injury. Placed on the Injured Reserve List on 11/15 with a foot injury.

2016: Inactive 3 games [vs. Dal. (10/2), vs. Arz. (10/6) and at Buf. (10/16)] with a quadricep injury. Placed on the Injured Reserve List on 12/20 with a shoulder injury.

WARD'S GAME-BY-GAME

2014															2015															
Date	Opp	W/L	P/S	Tot	Sol	Ast	Sk	Yds	Int	Yds	PD	FF	FR	Yds	Date	Opp	W/L	P/S	Tot	Sol	Ast	Sk	Yds	Int	Yds	PD	FF	FR	Yds	
Sep 7	at Dal	W	1/0	2	1	1	0.0	0.0	0	0	0	0	0	0	Sep 14	Min	W	1/1	3	1	2	0.0	0.0	0	0	0	0	0	0	
Sep 14	Chi	L	1/0	4	2	2	0.0	0.0	0	0	0	0	0	0	Sep 20	at Pit	L	1/0	1	1	0	0.0	0.0	0	0	0	0	0	0	
Sep 21	at Arz	L	1/0	3	2	1	0.0	0.0	0	0	2	0	0	0	Sep 27	at Arz	L	1/0	0	0	0	0.0	0.0	0	0	0	0	0	0	
Sep 28	Phi	W	1/0	3	3	0	0.0	0.0	0	0	0	0	0	0	Oct 4	GB	L	1/1	5	3	2	0.0	0.0	0	0	1	0	0	0	
Oct 5	KC	W	1/0	3	2	1	0.0	0.0	0	0	0	0	0	0	Oct 11	at NYG	L	1/0	7	7	0	0.0	0.0	0	0	0	0	0	0	
Oct 13	at StL	W	1/0	4	4	0	0.0	0.0	0	0	0	0	0	0	Oct 18	Bal	W	1/0	4	4	0	0.0	0.0	0	0	0	0	0	0	
Oct 19	at Den	L	—	—	INACTIVE (Quad)				—	—	—	—	—	—	Oct 22	Sea	L	1/0	4	2	2	0.0	0.0	0	0	0	0	0	0	
Nov 2	StL	L	1/0	1	1	0	0.0	0.0	0	0	0	0	0	0	Nov 1	at StL	L	1/1	3	2	1	0.0	0.0	0	0	0	0	0	0	
Nov 9	at NO	W	1/0	3	2	1	0.0	0.0	0	0	0	0	0	0	Nov 8	Atl	W	1/1	7	7	0	0.0	0.0	0	0	1	0	0	0	
PLACED ON INJURED RESERVE (Foot) ON 11/15															Nov 22	at Sea	L	1/0	3	3	0	0.0	0.0	0	0	0	0	0	0	0
TOTALS		8/0		23	17	6	0.0	0.0	0	0	2	0	0	0	Nov 29	Arz	L	1/0	5	4	1	0.0	0.0	0	0	1	0	0	0	
															Dec 6	at Chi	W	1/0	3	1	2	0.0	0.0	1	29t	0	0	0	0	
															Dec 13	at Cle	L	1/1	3	2	1	0.0	0.0	0	0	0	0	0	0	
															Dec 20	Cin	L	1/1	7	6	1	1.0	9.0	0	0	1	0	0	0	
															Dec 27	at Det	L	1/1	2	2	0	0.0	0.0	0	0	0	0	0	0	
															Jan 3	StL	W	1/1	8	6	2	0.0	0.0	0	0	1	0	0	0	
															TOTALS		16/8		65	51	14	1.0	9.0	1	29	5	0	0	0	



MICHAEL WILHOITE

57

POSITION LB | HEIGHT 6-0 | WEIGHT 240 | COLLEGE WASHBURN

BORN 12.7.86 // TOPEKA, KS // HIGHLAND PARK HS, TOPEKA, KS
5TH YEAR // ACQUIRED FA IN '11

AWARDS & HONORS

2012: Thomas Herrion Award

2016 HIGHLIGHTS

- Recorded 3 tackles and registered his first career 0.5 sack vs. Arz. (10/6), combining with LB Nick Bellore to take down Cardinals QB Drew Stanton.
- Stripped Falcons RB Devonta Freeman on the 49ers goal line and recovered the fumble at Atl. (12/18), marking the 2nd FF and 1st FR of his career.
- Part of a 49ers defense that allowed 177 net yds. (99 rush, 78 pass) at LA (12/24), the fewest given up by the 49ers defense in a single game since 11/19/12 vs. Chi. (143; 85 rush, 58 pass).

GOLDMINE

- Wilhoite took an interesting road to the NFL that began at Division II Washburn University in Topeka, KS. With two redshirt years, one due to an injury, Wilhoite spent six years developing his skills as a safety. Despite playing in the Cactus Bowl, the Division II all-star game, he did not latch on with a NFL team following his final season, in 2010. He later signed with the nearby Omaha Nighthawks of the UFL. "I had never played linebacker in my life until I got to the UFL. I used that experience as a research project. There were former first round picks on the team that I could learn what the NFL was like. The coaches had all worked in the NFL, so I made sure to pay attention to them in case I ever got a shot."
- Wilhoite and his teammates visited San Mateo Juvenile Hall in collaboration with Fresh Lifelines for Youth (FLY) during a 49ers Community Monday event during the 2014 season. The players opened up about their stories of struggle and perseverance, and split into small groups with the youth to discuss emotional triggers, alternatives and goals. "If you put your mind to something and you're focused on something and you want something bad enough, you're going to get it. And for a lot of these kids, they haven't had anybody encourage or motivate them or show them how to get to that point," said Wilhoite. "For us to come and show these kids support and show there are people who care, that's important."

WILHOITE'S GOLDEN NUGGETS

- Played collegiately at Washburn University, a Division II school located in Topeka, KS.
- Began his professional football career with the United Football League's (UFL) Omaha Nighthawks in 2011, where he appeared in four games.
- Following the UFL season, he went back home to work at Finish Line. A motivated Wilhoite earned a spot on the 49ers practice squad after a workout in 2011.

WILHOITE'S GAME-BY-GAME

2016

Date	Opp	W/L	P/S	Tot	Sol	Ast	Sk	Yds	Int	Yds	PD	FF	FR	Yds
Sep 12	LA	W	1/0	0	0	0	0.0	0.0	0	0	0	0	0	0
Sep 18	at Car	L	1/0	0	0	0	0.0	0.0	0	0	0	0	0	0
Sep 25	at Sea	L	1/0	2	1	1	0.0	0.0	0	0	0	0	0	0
Oct 2	Dal	L	1/1	12	10	2	0.0	0.0	0	0	0	0	0	0
Oct 6	Arz	L	1/1	3	2	1	0.5	4.0	0	0	0	0	0	0
Oct 16	at Buf	L	1/1	9	7	2	0.0	0.0	0	0	0	0	0	0
Oct 23	TB	L	1/0	2	1	1	0.0	0.0	0	0	0	0	0	0
Nov 6	NO	L	1/0	4	2	2	0.0	0.0	0	0	0	0	0	0
Nov 13	at Arz	L	1/0	0	0	0	0.0	0.0	0	0	0	0	0	0
Nov 20	NE	L	1/0	2	0	2	0.0	0.0	0	0	0	0	0	0
Nov 27	at Mia	L	1/0	3	2	1	0.0	0.0	0	0	1	0	0	0
Dec 4	at Chi	L	1/0	2	2	0	0.0	0.0	0	0	0	0	0	0
Dec 11	NYJ	L	1/0	2	1	1	0.0	0.0	0	0	0	0	0	0
Dec 18	at Atl	L	1/0	9	8	1	0.0	0.0	0	0	0	1	1	0
Dec 24	at LA	W	1/1	3	1	2	0.0	0.0	0	0	0	0	0	0
Jan 1	Sea													
TOTALS				15/4	53	37	16	0.5	4.0	0	0	1	1	1

Special Teams Tackles: 9



GOLDMINE (CONTINUED)

- A mass media major at Washburn, Wilhoite would one day like to be a sports commentator. While in school, he completed an internship at WIBW radio where he did everything from pre- and post-production to occasionally participating on air.
- Wilhoite worked several part times jobs growing up, including Red Lobster. "I loved the job. I got to talk to people and I really wanted to make sure that their experience was really nice. They were spending good money, so I wanted to take care of them."

- He was the recipient of the 2012 Thomas Herrion Award. The award is presented annually to a rookie or first-year player who has taken advantage of every opportunity, turned it into a positive and made their dream come true like Thomas Herrion and is voted on by the coaches. After signing with the 49ers as an undrafted free agent from Washburn, Wilhoite made the 49ers practice squad and became a special teams captain after he was promoted to the team's active roster in December.

WILHOITE'S CAREER STATISTICS

YEAR	TEAM	GP	GS	TACKLES					YDS	INT	INTERCEPTIONS				PD	FUMBLES		
				TOT	SOL	AST	SACKS	YDS			YDS	LG	TD	FF		FR	YDS	
2012	SF	5	0	0	0	0	0.0	0.0	0	0	—	0	0	0	0	0	0	
2013	SF	16	2	24	14	10	0.0	0.0	0	0	—	0	1	0	0	0	0	
2014	SF	16	16	121	72	49	0.0	0.0	2	1	1	0	6	1	0	0	0	
2015	SF	12	12	86	65	21	0.0	0.0	1	0	0	0	1	0	0	0	0	
2016	SF	15	4	53	37	16	0.5	4.0	0	0	—	0	0	1	1	0	0	
TOTALS		64	34	284	188	96	0.5	4.0	3	1	1	0	8	2	1	0	0	

PLAYOFFS

YEAR	TEAM	GP	GS	TACKLES					INT	INTERCEPTIONS				PD	FUMBLES		
				TOT	SOL	AST	SACKS	YDS		YDS	LG	TD	FF		FR	YDS	
2012	SF	3	0	0	0	0	0.0	0.0	0	0	—	0	0	0	0	0	0
2013	SF	3	0	0	0	0	0.0	0.0	0	0	—	0	0	0	0	0	0
TOTALS		6	0	0	0	0	0.0	0.0	0	0	—	0	0	0	0	0	0

Additional Statistics:

Special Teams Tackles: Regular Season – 36: 2012 (7); 2013 (17); 2014 (3); 2016 (9); Postseason – 6: 2012 (3); 2013 (3)

Milestones:

NFL Debut: at StL (12/2/12); **First Start:** at StL (9/26/13); **First FF:** at Arz. (9/21/14 – WR Larry Fitzgerald); **First INT:** at NYG (11/16/14 – QB Eli Manning); **First Sack:** vs. Arz. (10/6/16 – QB Drew Stanton); **First FR:** at Atl. (12/18/16 – RB Devonta Freeman)

WILHOITE'S CAREER HIGHS

Total Tackles: 15 at NYG (10/11/15)

Solo: 12 at NYG (10/11/15)

Assists: 7 (2 times) Last vs. SD (12/20/14)

Sacks: 0.5 vs. Arz. (10/6/16)

Passes Defensed: 1 (5 times) Last at Mia. (11/27/16)

Forced Fumbles: 1 (2 times) Last at Atl. (12/18/16)

Forced Recoveries: 1 at Atl. (12/18/16)

Interceptions: 1 (3 times) Last at Bal. (10/18/15)

WILHOITE'S TRANSACTIONS

Originally signed as an undrafted free agent to SF practice squad on 12/14/11...Signed to Reserve/Future contract by SF on 1/24/12...Released by SF on 8/31/12...Signed to SF practice squad on 9/1/12...Signed to SF active roster from practice squad on 11/30/12...Re-Signed with SF on a one-year tender contract on 4/21/14...Re-Signed with SF on a one-year tender contract on 6/10/15.

2015 (SAN FRANCISCO)

- Started all 12 games in which he appeared and registered 86 tackles, 1 INT and 1 PD.
- Recorded a career-high 15 tackles at NYG (10/11), including a career-best 12 solo tackles.
- Intercepted Ravens QB Joe Flacco vs. Bal. (10/18) for his first INT of the season, 3rd of his career and his first since 12/28/14 vs. Arz.

2014 (SAN FRANCISCO)

- Started all 16 games and tallied a career-high 121 tackles and 2 INTs while adding 1 FF and 6 PDs.
- Forced a fumble of Cardinals WR Larry Fitzgerald, which was recovered by CB Perrish Cox at the SF 5-yd. line at Arz. (9/21), marking his first career FF.
- Registered his first career INT at NYG (11/16), picking off Giants QB Eli Manning.
- Registered an INT vs. Arz. (12/28), marking his 2nd INT of the season.

2013 (SAN FRANCISCO)

- Played in 16 games (2 starts) and recorded 24 tackles and 1 PD while adding 17 special teams tackles.
- Recorded 5 tackles in his first career start at StL (9/26). Part of a defense that held the Rams offense to only 18 yds. rushing on 19 carries, the 7th-best single-game defensive rushing performance in franchise history.

2012 (SAN FRANCISCO)

- Promoted to SF active roster on 11/30 after spending the first 12 weeks of the season on the SF practice squad.
- Made his NFL debut at StL (12/2) and tied the team lead with 2 special teams tackles.
- In just 5 games, recorded 7 special teams tackles, to rank 7th on the team.
- Tallied 4 special teams tackles in the postseason, tied for the team lead (TE Delanie Walker - 4).

2011 (SAN FRANCISCO)

- Signed to the 49ers practice squad on 12/14/11, where he spent the remainder of the season.

2011 UFL (OMAHA Nighthawks)

- Signed with the Nighthawks as an undrafted free agent and appeared in 4 games.

COLLEGE

Played in 44 games (35 starts) at Washburn University and recorded 211 tackles and 3 INTs. A three-year captain (2008-10), was an Honorable Mention All-Conference pick in 2010. As a senior, he posted 81 tackles for the Ichabods after missing the 2009 season due to a stress fracture in his right shin. In 2008, he started 11 games recording 57 total tackles en route to Honorable Mention All-MIAA honors. Started all 12 games in 2007 and recorded 58 tackles, 3 INTs, 3 PDs, 2 FRs and 1 FF. He became the first Ichabod to return an INT for a TD in a post-season game as he picked off a pass returning it 27 yds. against West Texas A&M. Played in 9 games after making the switch from free safety to outside linebacker in 2009, recording 6 stops. Sat out the season as a redshirt freshman in 2005.

PERSONAL

- Graduated from Highland Park (KS) HS.
- Awarded Six-Second Competitor of the Year (2008) at Washburn for his strong work ethic.
- Following his junior year in high school, Michael decided to move to Topeka to live with his grandparents, Shirley and Orville Buchheim, so that he could play basketball at highly rated Highland Park HS for head coach Ken Darding.
- As a senior in college, helped coach a high school girls basketball team.
- Enjoys reading the Bible and non-fiction books.
- Had a paper route in the first grade.
- While in high school, his baseball coach, Gwynn Riffel, gave him a part-time job handling landscaping at his home. To this day, Wilhoite leans on Riffel for life advice.
- Born Michael Wilhoite (12/7/86) in Topeka, KS.
- Majored in mass media with a minor in sociology.

INJURY REPORT

2015: Inactive 3 games [at Cle. (12/13), vs. Cin. (12/20) and at Det. (12/27)] and placed on the Injured Reserve List on 1/2/16 with an ankle injury.

WILHOITE'S GAME-BY-GAME

2012															2014															
Date	Opp	W/L	P/S	Tot	Sol	Ast	Sk	Yds	Int	Yds	PD	FF	FR	Yds	Date	Opp	W/L	P/S	Tot	Sol	Ast	Sk	Yds	Int	Yds	PD	FF	FR	Yds	
Sep 9	at GB	W	—	PRACTICE SQUAD	—	—	—	—	—	—	—	—	—	—	Sep 7	at Dal	W	1/1	14	7	7	0.0	0.0	0	0	0	0	0	0	
Sep 16	Det	W	—	PRACTICE SQUAD	—	—	—	—	—	—	—	—	—	—	Sep 14	Chi	L	1/1	3	2	1	0.0	0.0	0	0	1	0	0	0	
Sep 23	at Min	L	—	PRACTICE SQUAD	—	—	—	—	—	—	—	—	—	—	Sep 21	at Arz	L	1/1	8	5	3	0.0	0.0	0	0	1	1	0	0	
Sep 30	at NYJ	W	—	PRACTICE SQUAD	—	—	—	—	—	—	—	—	—	—	Sep 28	Phi	W	1/1	4	1	3	0.0	0.0	0	0	0	0	0	0	
Oct 7	Buf	W	—	PRACTICE SQUAD	—	—	—	—	—	—	—	—	—	—	Oct 5	KC	W	1/1	7	4	3	0.0	0.0	0	0	0	0	0	0	
Oct 14	NYG	L	—	PRACTICE SQUAD	—	—	—	—	—	—	—	—	—	—	Oct 13	at StL	W	1/1	8	4	4	0.0	0.0	0	0	0	0	0	0	
Oct 18	Sea	W	—	PRACTICE SQUAD	—	—	—	—	—	—	—	—	—	—	Oct 19	at Den	L	1/1	8	7	1	0.0	0.0	0	0	0	0	0	0	
Oct 29	at Arz	W	—	PRACTICE SQUAD	—	—	—	—	—	—	—	—	—	—	Nov 2	StL	L	1/1	4	3	1	0.0	0.0	0	0	1	0	0	0	
Nov 11	StL	T	—	PRACTICE SQUAD	—	—	—	—	—	—	—	—	—	—	Nov 9	at NO	W	1/1	10	7	3	0.0	0.0	0	0	1	0	0	0	
Nov 19	Chi	W	—	PRACTICE SQUAD	—	—	—	—	—	—	—	—	—	—	Nov 16	at NYG	W	1/1	5	3	2	0.0	0.0	1	1	1	0	0	0	
Nov 25	at NO	W	—	PRACTICE SQUAD	—	—	—	—	—	—	—	—	—	—	Nov 23	Was	W	1/1	3	2	1	0.0	0.0	0	0	0	0	0	0	
PROMOTED TO ACTIVE ROSTER ON 11/30															Nov 27	Sea	L	1/1	7	5	2	0.0	0.0	0	0	0	0	0	0	0
Dec 2	at StL	L	1/0	0	0	0	0.0	0.0	0	0	0	0	0	0	Dec 7	at Oak	L	1/1	9	4	5	0.0	0.0	0	0	0	0	0	0	
Dec 9	Mia	W	1/0	0	0	0	0.0	0.0	0	0	0	0	0	0	Dec 14	at Sea	L	1/1	4	2	2	0.0	0.0	0	0	0	0	0	0	
Dec 16	at NE	W	1/0	0	0	0	0.0	0.0	0	0	0	0	0	0	Dec 20	SD	L	1/1	14	7	7	0.0	0.0	0	0	0	0	0	0	
Dec 23	at Sea	L	1/0	0	0	0	0.0	0.0	0	0	0	0	0	0	Dec 28	Arz	W	1/1	13	9	4	0.0	0.0	1	0	1	0	0	0	
Dec 30	Arz	W	1/0	0	0	0	0.0	0.0	0	0	0	0	0	0	TOTALS				16/16	121	72	49	0.0	0.0	2	1	6	1	0	0
TOTALS			5/0	0	0	0	0.0	0.0	0	0	0	0	0	0																
2012 Postseason															2015															
Date	Opp	W/L	P/S	Tot	Sol	Ast	Sk	Yds	Int	Yds	PD	FF	FR	Yds	Date	Opp	W/L	P/S	Tot	Sol	Ast	Sk	Yds	Int	Yds	PD	FF	FR	Yds	
Jan 12	GB	W	1/0	0	0	0	0.0	0.0	0	0	0	0	0	0	Sep 14	Min	W	1/1	6	4	2	0.0	0.0	0	0	0	0	0	0	
Jan 20	at Atl	W	1/0	0	0	0	0.0	0.0	0	0	0	0	0	0	Sep 20	at Pit	L	1/1	0	0	0	0.0	0.0	0	0	0	0	0	0	
Feb 3	Bal	L	1/0	0	0	0	0.0	0.0	0	0	0	0	0	0	Sep 27	at Arz	L	1/1	5	5	0	0.0	0.0	0	0	0	0	0	0	
TOTALS			3/0	0	0	0	0.0	0.0	0	0	0	0	0	0	Oct 4	GB	L	1/1	10	9	1	0.0	0.0	0	0	0	0	0	0	
2013															Oct 11	at NYG	L	1/1	15	12	3	0.0	0.0	0	0	0	0	0	0	
Date	Opp	W/L	P/S	Tot	Sol	Ast	Sk	Yds	Int	Yds	PD	FF	FR	Yds	Oct 18	Bal	W	1/1	12	8	4	0.0	0.0	1	0	1	0	0	0	
Sep 8	GB	W	1/0	0	0	0	0.0	0.0	0	0	0	0	0	0	Oct 22	Sea	L	1/1	11	9	2	0.0	0.0	0	0	0	0	0	0	
Sep 15	at Sea	L	1/0	0	0	0	0.0	0.0	0	0	0	0	0	0	Nov 1	at StL	L	1/1	8	4	4	0.0	0.0	0	0	0	0	0	0	
Sep 22	Ind	L	1/0	2	0	2	0.0	0.0	0	0	0	0	0	0	Nov 8	Atl	W	1/1	3	3	0	0.0	0.0	0	0	0	0	0	0	
Sep 26	at StL	W	1/1	5	2	3	0.0	0.0	0	0	0	0	0	0	Nov 22	at Sea	L	1/1	8	6	2	0.0	0.0	0	0	0	0	0	0	
Oct 6	Hou	W	1/1	14	9	5	0.0	0.0	0	0	1	0	0	0	Nov 29	Arz	L	1/1	7	4	3	0.0	0.0	0	0	0	0	0	0	
Oct 13	Arz	W	1/0	0	0	0	0.0	0.0	0	0	0	0	0	0	Dec 6	at Chi	W	1/1	1	1	0	0.0	0.0	0	0	0	0	0	0	
Oct 20	at Ten	W	1/0	0	0	0	0.0	0.0	0	0	0	0	0	0	Dec 13	at Cle	L	—	INACTIVE (Ankle)	—	—	—	—	—	—	—	—	—	—	
Oct 27	at Jax	W	1/0	0	0	0	0.0	0.0	0	0	0	0	0	0	Dec 20	Cin	L	—	INACTIVE (Ankle)	—	—	—	—	—	—	—	—	—	—	
Nov 10	Car	L	1/0	0	0	0	0.0	0.0	0	0	0	0	0	0	Dec 27	at Det	L	—	INACTIVE (Ankle)	—	—	—	—	—	—	—	—	—	—	
Nov 17	at NO	L	1/0	0	0	0	0.0	0.0	0	0	0	0	0	0	PLACED ON INJURED RESERVE (Ankle) ON 1/2/16															
Nov 25	at Was	W	1/0	0	0	0	0.0	0.0	0	0	0	0	0	0	TOTALS				12/12	86	65	21	0.0	0.0	1	0	1	0	0	0
Dec 1	StL	W	1/0	3	3	0	0.0	0.0	0	0	0	0	0	0																
Dec 8	Sea	W	1/0	0	0	0	0.0	0.0	0	0	0	0	0	0																
Dec 15	at TB	W	1/0	0	0	0	0.0	0.0	0	0	0	0	0	0																
Dec 23	Atl	W	1/0	0	0	0	0.0	0.0	0	0	0	0	0	0																
Dec 29	at Arz	W	1/0	0	0	0	0.0	0.0	0	0	0	0	0	0																
TOTALS			16/2	24	14	10	0.0	0.0	0	0	1	0	0	0																
2013 Postseason															2016															
Date	Opp	W/L	P/S	Tot	Sol	Ast	Sk	Yds	Int	Yds	PD	FF	FR	Yds	Date	Opp	W/L	P/S	Tot	Sol	Ast	Sk	Yds	Int	Yds	PD	FF	FR	Yds	
Jan 5	at GB	W	1/0	0	0	0	0.0	0.0	0	0	0	0	0	0	Sep 10	at GB	W	1/1	14	7	7	0.0	0.0	0	0	0	0	0	0	
Jan 12	at Car	W	1/0	0	0	0	0.0	0.0	0	0	0	0	0	0	Sep 17	at Min	L	1/1	3	2	1	0.0	0.0	0	0	1	0	0	0	
Jan 19	at Sea	L	1/0	0	0	0	0.0	0.0	0	0	0	0	0	0	Sep 24	at Arz	L	1/1	8	5	3	0.0	0.0	0	0	1	1	0	0	
TOTALS			3/0	0	0	0	0.0	0.0	0	0	0	0	0	0	Sep 31	Phi	W	1/1	4	1	3	0.0	0.0	0	0	0	0	0	0	

2015 SAN FRANCISCO 49ERS REGULAR SEASON STATISTICS

Date	W/L	Score	Opponent	Attendance	Rushing	No	Yds	Avg	Long	TD
9/14	W	20-3	Minnesota	70,799	C. Hyde	115	470	4.1	22	3
9/20	L	18-43	at Pittsburgh	66,472	S. Draughn	76	263	3.5	30	1
9/27	L	7-47	at Arizona	63,663	C. Kaepernick	45	256	5.7	15	1
10/4	L	3-17	Green Bay	70,799	B. Gabbert	32	185	5.8	44t	1
10/11	L	27-30	at New York Giants	78,515	D. Harris	27	140	5.2	47	0
10/18	W	25-20	Baltimore	70,799	M. Davis	35	58	1.7	13	0
10/22	L	3-20	Seattle	70,799	J. Hayne	17	52	3.1	11	0
11/1	L	6-27	at St. Louis	51,207	K. Gaskins	16	38	2.4	14	0
11/8	W	17-16	Atlanta	70,799	R. Bush	8	28	3.5	9	0
11/22	L	13-29	at Seattle	68,993	T. Cadet	7	16	2.3	4	0
11/29	L	13-19	Arizona	70,799	B. Miller	6	14	2.3	4	1
12/6	W	26-20 (OT)	at Chicago	62,088	P. Thomas	4	12	3.0	4	0
12/13	L	10-24	at Cleveland	63,916	B. Ellington	1	7	7.0	7	0
12/20	L	14-24	Cincinnati	70,799	Q. Patton	1	5	5.0	5	0
12/27	L	17-32	at Detroit	61,313						
1/3	W	19-16 (OT)	St. Louis	70,799						

Team Statistics	49ers	Opponents
Total First Downs	261	356
Rushing	83	128
Passing	154	199
Penalty	24	29
3rd Down: Made/Att	65/213	82/210
3rd Down Pct.	30.5%	39.0%
4th Down: Made/Att	9/19	6/11
4th Down Pct.	47.4%	54.5%
Possession Avg.	26:20	33:40
Total Net Yards	4,860	6,199
Avg. Per Game	303.8	387.4
Total Plays	969	1,081
Avg. Per Play	5.0	5.7
Net Yards Rushing	1,544	2,020
Avg. Per Game	96.5	126.3
Total Rushes	390	504
Net Yards Passing	3,316	4,179
Avg. Per Game	207.3	261.2
Sacked/Yards Lost	53/330	28/196
Gross Yards	3,646	4,375
Attempts/Completions	526/322	549/375
Completion Pct.	61.2%	68.3%
Had Intercepted	12	9
Punts/Average	92/43.7	74/45.4
Net Punting Avg.	39.5	40.5
Penalties/Yards	113/823	112/920
Fumbles/Ball Lost	21/5	10/3
Touchdowns	24	43
Rushing	7	20
Passing	16	21
Returns	1	2

Score By Periods	Q1	Q2	Q3	Q4	OT	Pts
49ers	25	93	42	69	9	238
Opponents	79	163	56	89	0	387

Scoring	TD	Ru	Pa	Rt	PAT	FG	2Pt	Pts
P. Dawson	0	0	0	0	20/21	24/27	0	92
T. Smith	4	0	4	0	0/0	0/0	1	26
A. Boldin	4	0	4	0	0/0	0/0	0	24
G. Celek	3	0	3	0	0/0	0/0	0	18
V. McDonald	3	0	3	0	0/0	0/0	0	18
C. Hyde	3	3	0	0	0/0	0/0	0	18
J. Ward	1	0	0	1	0/0	0/0	0	6
Q. Patton	1	0	1	0	0/0	0/0	0	6
B. Miller	1	1	0	0	0/0	0/0	0	6
S. Draughn	1	1	0	0	0/0	0/0	0	6
J. Simpson	1	0	1	0	0/0	0/0	0	6
B. Gabbert	1	1	0	0	0/0	0/0	0	6
C. Kaepernick	1	1	0	0	0/0	0/0	0	6
49ers	24	7	16	1	20/21	24/27	1	238
Opponents	43	20	21	2	35/39	28/37	3	387

Sacks:

49ers: A. Brooks 6.5, A. Lynch 6.5, N. Bowman 2.5, Q. Dial 2.5, A. Armstead 2.0, J. Tartt 2.0, A. Bethea 1.0, T. Carradine 1.0, M. Purcell 1.0, E. Reid 1.0, J. Ward 1.0, I. Williams 1.0 **Total: 28.0**, Opponents: 53.0

2-Pt. Conversions: 49ers 1/2, Opponents 3/4

Fumbles Lost: A. Boldin 1, B. Ellington 1, B. Gabbert 1, J. Hayne 1, C. Kaepernick 1 **Total: 5**

Opponent Fumble Recoveries: A. Brooks 1, E. Harold 1, I. Williams 1 **Total: 3**

Rushing	No	Yds	Avg	Long	TD
C. Hyde	115	470	4.1	22	3
S. Draughn	76	263	3.5	30	1
C. Kaepernick	45	256	5.7	15	1
B. Gabbert	32	185	5.8	44t	1
D. Harris	27	140	5.2	47	0
M. Davis	35	58	1.7	13	0
J. Hayne	17	52	3.1	11	0
K. Gaskins	16	38	2.4	14	0
R. Bush	8	28	3.5	9	0
T. Cadet	7	16	2.3	4	0
B. Miller	6	14	2.3	4	1
P. Thomas	4	12	3.0	4	0
B. Ellington	1	7	7.0	7	0
Q. Patton	1	5	5.0	5	0
49ers	390	1,544	4.0	47	7
Opponents	504	2,020	4.0	71t	20

Receiving	No	Yds	Avg	Long	TD
A. Boldin	69	789	11.4	51	4
T. Smith	33	663	20.1	76t	4
Q. Patton	30	394	13.1	41	1
V. McDonald	30	326	10.9	36	3
S. Draughn	25	175	7.0	26	0
G. Celek	19	186	9.8	33	3
V. Davis	18	194	10.8	43	0
B. Bell	15	186	12.4	48	0
B. Ellington	13	153	11.8	44	0
C. Hyde	11	53	4.8	11	0
B. Miller	10	135	13.5	52	0
D. Harris	9	97	10.8	31	0
K. Gaskins	8	69	8.6	16	0
T. Cadet	7	66	9.4	16	0
M. Davis	7	38	5.4	11	0
J. Hayne	6	27	4.5	7	0
J. Simpson	5	54	10.8	16	1
R. Bush	4	19	4.8	8	0
D. White	2	18	9.0	10	0
B. Leonhardt	1	4	4.0	4	0
49ers	322	3,646	11.3	76t	16
Opponents	375	4,375	11.7	66t	21

Interceptions	No	Yds	Avg	Long	TD
K. Acker	3	45	15.0	45	0
T. Brock	3	26	8.7	26	0
J. Ward	1	29	29.0	29t	1
J. Tartt	1	25	25.0	25	0
M. Wilhoite	1	0	0.0	0	0
49ers	9	125	13.9	45	1
Opponents	12	174	14.5	42	2

Punting	No	Yds	Avg	Net	TB	In	Lg	B
B. Pinion	91	3969	43.6	39.4	5	31	62	0
P. Dawson	1	48	48.0	47.0	0	0	48	0
Team	92	4,017	43.7	39.5	5	31	62	0
Opponents	74	3,363	45.4	40.5	7	31	68	0

Punt Returns	Ret	FC	Yds	Avg	Long	TD
B. Ellington	19	17	137	7.2	36	0
J. Hayne	8	5	76	9.5	37	0
R. Bush	2	1	9	4.5	9	0
D. White	1	0	4	4.0	4	0
49ers	30	23	226	7.5	37	0
Opponents	44	22	283	6.4	41	0

Kickoff Returns	No	Yds	Avg	Long	TD
B. Ellington	26	665	25.6	40	0
Q. Patton	7	157	22.4	35	0
D. White	6	142	23.7	30	0
P. Thomas	1	15	15.0	15	0
T. Jerod-Eddie	1	11	11.0	11	0
B. Miller	1	3	3.0	3	0
49ers	42	993	23.6	40	0
Opponents	23	591	25.7	74	0

Field Goals	1-19	20-29	30-39	40-49	50+
P. Dawson	0/0	9/10	6/6	6/8	3/3
Team	0/0	9/10	6/6	6/8	3/3
Opponents	1/1	7/7	12/13	7/14	1/2

Dawson: (28B, 30G, 25G) (47G) () (33G) (43G, 22G) (53G, 31G, 26G, 42G) (35G) (54G, 26G) (44G) (27G, 25G) (53G, 33G) () (44G) (41B) (45N, 40G) (26G, 28G, 38G, 23G)
Opponents: (44N, 37G) () (22G) (44N, 31G) (22G, 41G, 24G) (22G, 36G, 45N) (49G, 46G) (38G, 40B) (44G, 36G, 19G) (33G) (26G, 41G) (40G, 51G, 40N, 36N) (42B, 26G) (22G) (36G, 38G, 37G, 34G) (33G, 32G, 44G, 52N, 48B)

Passing	Att	Cmp	Yds	Cmp%	Yds/Att	TD	TD%	Int	Int%	Long	Sack/Lost	Rating
B. Gabbert	282	178	2,031	63.1%	7.2	10	3.5%	7	2.5%	71t	25/164	86.2
C. Kaepernick	244	144	1,615	59.0%	6.6	6	2.5%	5	2.0%	76t	28/166	78.5
49ers	526	322	3,646	61.2%	6.9	16	3.0%	12	2.3%	76t	53/330	82.6
Opponents	549	375	4,375	68.3%	8.0	21	3.8%	9	1.6%	66t	28/196	98.1

2015 DEFENSIVE & SPECIAL TEAMS STATISTICS

DEFENSIVE STATISTICS

PLAYER	TACKLES			For Loss	Quarterback				
	Total	Solo	Ast		Sacks	INT	PD	FF	FR
N. Bowman	150	124	26	10.5	2.5	0	2	1	0
M. Wilhoite	86	65	21	1	0.0	1	1	0	0
I. Williams	85	54	31	4	1.0	0	1	1	1
E. Reid	81	59	22	2	1.0	0	7	1	0
Q. Dial	73	47	26	3.5	2.5	0	1	0	0
K. Acker	68	60	8	2	0.0	3	8	0	0
J. Tartt	66	57	9	5	2.0	1	3	1	0
J. Ward	65	51	14	5	1.0	1	6	0	0
T. Brock	63	50	13	1	0.0	3	11	0	0
A. Brooks	58	34	24	7.5	6.5	0	1	0	1
A. Bethea	56	45	11	2	1.0	0	2	0	0
G. Hodges	51	34	17	4	0.0	0	0	0	0
A. Lynch	46	37	9	13.5	6.5	0	3	0	0
G. Dorsey	37	19	18	0	0.0	0	0	0	0
D. Johnson	31	23	8	0	0.0	0	5	0	0
T. Jerod-Eddie	24	11	13	0	0.0	0	4	0	0
T. Carradine	24	12	12	1	1.0	0	0	1	0
C. Lemonier	21	10	11	0	0.0	0	0	0	0
E. Harold	20	12	8	6	0.0	0	0	0	1
M. Purcell	20	11	9	1	1.0	0	0	0	0
A. Armstead	19	13	6	3	2.0	0	0	0	0
M. Cromartie	10	9	1	2	0.0	0	2	0	0
K. Reaser	8	6	2	1	0.0	0	0	0	0
N. Bellore	1	1	0	0	0.0	0	0	0	0
B. Ellington	0	0	0	0	0.0	0	1	0	0
TOTALS	1163	844	319	75	28.0	9	58	5	3

SACKS (28.0)

A. Brooks (6.5) – 1.0 vs. GB, 2.0 vs. Sea., 1.0 at Sea., 1.0 vs. Cin., 1.5 at Det.
A. Lynch (6.5) – 1.0 vs. Min., 2.0 vs. GB, 2.0 vs. Sea., 1.0 vs. Atl., 0.5 at Sea.
N. Bowman (2.5) – 1.0 vs. Min., 1.0 vs. Atl., 0.5 at Det.
Q. Dial (2.5) – 1.0 vs. Sea., 0.5 at Sea., 1.0 at Cle.
A. Armstead (2.0) – 1.0 at Arz., 1.0 at Cle.
J. Tartt (2.0) – 1.0 vs. Min., 1.0 at Chi.
A. Bethea (1.0) – 1.0 vs. Min.
T. Carradine (1.0) – 1.0 vs. Min.
M. Purcell (1.0) – 1.0 vs. Arz.
E. Reid (1.0) – 1.0 vs. Cin.
J. Ward (1.0) – 1.0 vs. Cin.
I. Williams (1.0) – 1.0 vs. Cin.

INTERCEPTIONS (9)

K. Acker (3) – 1–0 at Arz., 1–45 vs. Bal., 1–0 vs. Sea.
T. Brock (3) – 1–26 vs. Min., 1–0 at NYG, 1–0 vs. Sea.
J. Tartt (1) – 1–25 at Cle.
J. Ward (1) – 1–29t at Chi.
M. Wilhoite (1) – 1–0 vs. Bal.

TOUCHDOWNS (1)

J. Ward (1) – 29–yd. INT return at Chi.

SINGLE-GAME BESTS

Tackles: 16 by Gerald Hodges vs. StL
Tackles For Loss: 4 by Aaron Lynch vs. GB
Sacks: 2.0, two times, last by Ahmad Brooks & Aaron Lynch vs. Sea.
Passes Defensed: 2, six times, last by Eric Reid vs. StL
Forced Fumbles: 1, four times, last by NaVorro Bowman vs. StL
Fumble Recoveries: 1, three times, last by Ian Williams vs. Cin.
Interceptions: 1, seven times, last by Jaquiski Tartt at Cle.
Special Teams Tackles: 3 by Nick Bellore at Chi.

SPECIAL TEAMS

PLAYER	Tot	Solo	Ast	FF	FR
N. Bellore	15	10	5	0	1
B. Miller	9	9	0	0	0
D. Johnson	6	5	1	0	2
L. McCray	5	4	1	0	0
E. Reid	5	4	1	0	0
K. Nelson	5	4	1	0	0
V. McDonald	4	4	0	0	0
S. Skov	4	4	0	0	0
Q. Patton	3	2	1	0	0
J. Ward	3	2	1	0	0
R. Armstrong	3	3	0	0	0
K. Gaskins	2	2	0	0	0
B. Pinion	2	2	0	0	0
J. Hayne	2	1	1	0	0
K. Acker	2	2	0	0	0
K. Reaser	1	1	0	0	0
J. Tartt	1	1	0	0	0
G. Hodges	1	0	1	0	0
B. Ellington	1	1	0	0	0
D. White	1	1	0	0	0
M. Cromartie	1	1	0	0	0
T. Cadet	1	0	1	0	0
E. Harold	1	0	1	0	0
TOTALS	78	63	15	0	3

BLOCKED FIELD GOALS (3)

Q. Dial (2) – blocked G. Zuerlein's 40–yd. FG at StL; blocked T. Coons' 42–yd. FG at Cle.
D. Johnson (1) – blocked G. Zuerlein's 48–yd. FG vs. StL

BLOCKED PATS (1)

I. Williams (1) – blocked S. Hauschka's PAT at Sea.

2015 SAN FRANCISCO 49ERS PARTICIPATION CHART

PLAYER	MIN 9-14	at PIT 9-20	at ARZ 9-27	GB 10-4	at NYG 10-11	BAL 10-18	SEA 10-22	at STL 11-1	ATL 11-8	at SEA 11-22	ARZ 11-29	at CHI 12-6	at CLE 12-13	CIN 12-20	at DET 12-27	STL 1-3	GP	GS	DNP	IA
Acker, Kenneth	RCB	RCB	RCB	RCB	RCB	RCB	RCB	RCB	IA	RCB	RCB	RCB	RCB	RCB	P	P	15	13	0	1
Anderson, Busta*	IR	IR	IR	IR	IR	IR	IR	IR	IR	IR	IR	IR	IR	IR	IR	IR	0	0	0	0
Anderson, Dres*	IR	IR	IR	IR	IR	IR	IR	IR	IR	IR	IR	IR	IR	IR	IR	IR	0	0	0	0
Armstead, Arik	P	P	P	P	P	P	P	P	P	P	P	P	P	P	P	LDT	16	1	0	0
Armstrong, Ray-Ray	NR	NR	NR	NR	NR	NR	NR	NR	NR	NR	IA	P	P	P	P	P	5	0	0	1
Bell, Blake	P	P	P	P	TE	P	IA	IA	P	P	P	TE	TE	P	TE	TE	14	5	0	2
Bellore, Nick	P	P	P	P	P	P	P	P	P	P	P	P	P	P	P	P	16	0	0	0
Bethea, Antoine*	SS	SS	SS	SS	SS	SS	SS	IR	IR	IR	IR	IR	IR	IR	IR	IR	7	7	0	0
Bethel-Thompson, M.	NR	NR	NR	NR	NR	NR	NR	NR	NR	NR	PS	PS	PS	PS	PS	PS	0	0	0	0
Boldin, Anquan	WR	WR	WR	WR	WR	WR	P	IA	IA	WR	WR	WR	WR	WR	WR	WR	14	13	0	2
Boone, Alex*	LG	LG	LG	LG	LG	LG	LG	LG	LG	LG	LG	LG	LG	IA	IR	IR	13	13	0	1
Bowman, NaVorro	ILB	ILB	ILB	ILB	ILB	ILB	ILB	ILB	ILB	ILB	ILB	ILB	ILB	ILB	ILB	ILB	16	16	0	0
Brock, Tramaine	LCB	LCB	LCB	LCB	LCB	LCB	LCB	LCB	IA	LCB	LCB	LCB	LCB	LCB	LCB	LCB	15	15	0	1
Brooks, Ahmad	OLB	OLB	OLB	OLB	IA	OLB	OLB	OLB	OLB	OLB	IA	OLB	OLB	OLB	OLB	OLB	14	14	0	2
Brown, Trent	P	DNP	DNP	DNP	DNP	DNP	DNP	DNP	P	DNP	DNP	DNP	DNP	P	RT	RT	5	2	11	0
Bush, Reggie*	P	IA	IA	P	P	IA	P	RB	IR	IR	IR	IR	IR	IR	IR	IR	5	1	0	3
Cadet, Travaris	NR	NR	NR	NR	NR	NR	NR	NR	NR	P	DNP	P	P	P	NR	NR	4	0	1	0
Campbell, DiAndre	PS	PS	PS	PS	PS	PS	PS	PS	PS	PS	PS	PS	PS	PS	PS	PS	0	0	0	0
Carradine, Tank	P	P	P	P	P	P	P	P	DNP	IA	P	P	P	OLB	P	P	14	1	1	1
Celek, Garrett *	TE	TE	P	TE	TE	TE	TE	TE	P	TE	P	IA	IR	IR	IR	IR	11	8	0	1
Childers, Jamie	NR	NR	NR	NR	NR	NR	NR	NR	NR	NR	NR	PS	PS	PS	PS	PS	0	0	0	0
Cromartie, Marcus	PS	PS	PS	PS	PS	PS	PS	PS	RCB	P	P	P	P	P	P	P	8	1	0	0
Davis, Chris	NR	NR	NR	NR	NR	NR	NR	NR	P	P	IA	IA	IA	IA	IA	P	3	0	0	5
Davis, Mike	IA	P	P	IA	IA	P	P	P	IR/DFR	IR/DFR	IR/DFR	IR/DFR	IR/DFR	IR/DFR	IR/DFR	P	6	0	0	3
Davis, Vernon	TE	TE	TE	IA	IA	P	TE	TE	NR	NR	NR	NR	NR	NR	NR	NR	6	5	0	2
Dawson, Phil	P	P	P	P	P	P	P	P	P	P	P	P	P	P	P	P	16	0	0	0
Devey, Jordan	RG	RG	RG	RG	RG	RG	RG	RG	RG	P	P	P	P	P	P	P	15	9	0	1
Dial, Quinton	RDT	RDT	RDT	RDT	RDT	RDT	RDT	RDT	RDT	RDT	RDT	RDT	RDT	RDT	RDT	IA	15	15	0	1
Dorsey, Glenn*	LDT	LDT	LDT	P	LDT	LDT	LDT	P	P	LDT	IR	IR	IR	IR	IR	IR	10	7	0	0
Draughn, Shaun*	NR	NR	NR	NR	NR	NR	NR	NR	RB	RB	RB	RB	RB	RB	IA	IR	6	6	0	1
Easton, Nick	IA	IA	DNP	DNP	NR	NR	NR	NR	NR	NR	NR	NR	NR	NR	NR	NR	0	0	2	2
Ellington, Bruce	P	IA	IA	P	P	IA	P	P	P	P	P	P	P	P	P	P	13	0	0	3
Folkerts, Brian	NR	NR	NR	NR	NR	PS	PS	PS	PS	NR	NR	NR	NR	NR	NR	NR	0	0	0	0
Gabbert, Blaine	DNP	DNP	DNP	DNP	DNP	DNP	DNP	DNP	QB	QB	QB	QB	QB	QB	QB	QB	8	8	8	0
Gaskins, Kendall	PS	PS	PS	PS	PS	PS	PS	P	P	P	P	P	P	P	P	P	9	0	0	0
Hamm, Je'Ron	NR	NR	NR	NR	NR	NR	NR	NR	NR	NR	NR	NR	NR	NR	NR	IA	0	0	0	1
Harold, Eli	P	P	P	P	P	P	P	P	P	P	OLB	P	P	P	P	P	16	1	0	0
Harris, DuJuan	NR	NR	NR	NR	NR	NR	NR	NR	NR	NR	NR	NR	NR	NR	P	RB	2	1	0	0
Hawkinson, Tanner	PS	PS	PS	PS	PS	NR	NR	NR	NR	NR	NR	NR	NR	NR	NR	NR	0	0	0	0
Hayne, Jarryd	P	P	P	P	P	P	IA	NR	PS	PS	PS	PS	PS	PS	RB	P	8	1	0	1
Hodges, Gerald	NR	NR	NR	NR	IA	IA	P	P	P	P	P	P	ILB	ILB	ILB	ILB	10	4	0	2
Hunter, Kendall	IR	NR	NR	NR	NR	NR	NR	NR	NR	NR	NR	NR	NR	NR	NR	NR	0	0	0	0
Hyde, Carlos*	RB	RB	RB	RB	RB	RB	RB	IA	IA	IA	IA	IA	IR	IR	IR	IR	7	7	0	5
Jerod-Eddie, Tony	P	P	P	P	P	P	P	P	P	P	P	P	P	P	P	P	16	0	0	0
Johnson, Dontae	P	P	P	P	P	P	P	P	LCB	P	P	P	P	P	P	NB	16	3	0	0
Kaepernick, Colin*	QB	QB	QB	QB	QB	QB	QB	QB	P	IR	IR	IR	IR	IR	IR	IR	9	8	0	0
Kilgore, Daniel	PUP	PUP	PUP	PUP	PUP	PUP	PUP	PUP	PUP	PUP	PUP	PUP	PUP	PUP	C	C	5	3	0	0
Lemonier, Corey	IA	IA	P	P	OLB	IA	IA	P	P	P	P	P	OLB	P	IA	IA	10	2	0	6
Leonhardt, Brian	NR	NR	NR	NR	NR	NR	NR	NR	NR	PS	PS	PS	P	P	P	P	4	0	0	0
Lynch, Aaron	P	OLB	OLB	OLB	OLB	OLB	OLB	OLB	OLB	OLB	OLB	OLB	OLB	IA	IA	OLB	14	13	0	2
Martin, Marcus	C	C	C	C	C	C	C	C	C	C	C	C	C	C	RG	IA	14	14	0	2
McCray, L.J.*	P	P	P	P	P	P	P	P	IR	IR	IR	IR	IR	IR	IR	IR	8	0	0	0
McDonald, Vance	TE	TE	IA	P	TE	P	P	TE	TE	TE	TE	TE	TE	TE	TE	TE	14	11	0	2
Miller, Bruce	P	P	FB	FB	P	FB	P	P	P	FB	P	P	P	FB	P	P	16	5	0	0
Nelson, Kyle	P	P	P	P	P	P	P	P	P	P	P	P	P	P	P	P	16	0	0	0
Patton, Quinton	P	P	P	P	P	P	WR	P	WR	P	WR	P	WR	P	P	P	16	4	0	0
Pears, Erik	RT	RT	RT	RT	RT	RT	RT	RT	RT	RT	RT	RT	RT	RT	RG	RG	16	16	0	0
Pinion, Bradley	P	P	P	P	P	P	P	P	P	P	P	P	P	P	P	P	16	0	0	0
Purcell, Mike	IA	IA	IA	IA	IA	IA	IA	IA	P	P	RDT	LDT	P	P	P	RDT	8	3	0	8
Ramsey, Kaleb	PS	PS	PS	PS	PS	PS	PS	PS	SUS	SUS	SUS	PS	PS	PS	PS	PS	0	0	0	0
Reaser, Keith	P	P	P	P	P	P	P	P	IA	IA	P	P	P	P	DNP	P	13	0	1	2
Reid, Eric	FS	FS	FS	FS	FS	FS	FS	FS	FS	FS	FS	FS	FS	FS	FS	FS	16	16	0	0
Rush, Marcus	PS	PS	PS	PS	PS	PS	PS	PS	PS	PS	PS	PS	PS	PS	PS	PS	0	0	0	0
Sebetich, Kyle	NR	NR	NR	NR	NR	NR	NR	NR	NR	NR	NR	NR	NR	NR	NR	PS	0	0	0	0
Silberman, Ian	P	DNP	IA	IA	IA	IA	IA	IA	IA	IA	IA	IA	IA	IA	DNP	DNP	1	0	4	11
Simpson, Jerome	SUS	SUS	SUS	SUS	SUS	SUS	EXP	P	WR	IA	P	IA	P	P	IA	P	6	1	0	3
Skov, Shayne	P	P	P	P	P	P	P	P	P	P	P	NR	P	P	P	P	15	0	0	0
Smelter, DeAndre&	NFI	NFI	NFI	NFI	NFI	NFI	NFI	NFI	NFI	NFI	NFI	NFI	NFI	NFI	NFI	NFI	0	0	0	0
Smith, Garrison	PS	PS	PS	PS	PS	PS	PS	PS	PS	PS	PS	PS	PS	PS	PS	PS	0	0	0	0
Smith, Torrey	P	P	WR	WR	P	WR	WR	WR	WR	P	WR	WR	WR	WR	WR	WR	16	12	0	0
Snyder, Kevin	PS	PS	PS	PS	PS	PS	PS	PS	PS	PS	PS	PS	PS	PS	NR	NR	0	0	0	0
Staley, Joe	LT	LT	LT	LT	LT	LT	LT	LT	LT	LT	LT	LT	LT	LT	LT	LT	16	16	0	0
Tartt, Jaquiski	P	P	P	P	P	P	P	SS	SS	SS	SS	SS	SS	SS	SS	SS	15	8	0	1
Thomas, Brandon	IA	IA	IA	IA	DNP	IA	IA	IA	IA	IA	IA	IA	IA	IA	IA	IA	0	0	1	15
Thomas, Pierre	NR	NR	NR	NR	NR	NR	NR	NR	P	NR	NR	NR	NR	NR	NR	NR	1	0	0	0
Thompson, Dylan	PS	PS	PS	PS	PS	PS	PS	PS	PS	DNP	DNP	DNP	DNP	DNP	DNP	DNP	0	0	7	0
Tiller, Andrew	PS	PS	PS	PS	P	P	P	P	P	RG	RG	RG	RG	LG	LG	LG	12	7	0	0
Turzilli, Andrew	NR	NR	NR	NR	NR	PS	PS	PS	PS	NR	NR	NR	NR	NR	NR	NR	0	0	0	0
Ward, Jimmie	NB	P	P	NB	P	P	P	NB	NB	P	P	P	NB	NB	RCB	SS	16	8	0	0
White, DeAndre	IA	P	P	IA	IA	IA	IA	IA	P	IA	IA	IA	IA	IA	DNP	IA	4	0	1	11
Whitehead, Jermaine	PS	PS	PS	PS	PS	PS	PS	PS	PS	PS	PS	PS	PS	PS	NR	NR	0	0	0	0
Wilhoite, Michael*	ILB	ILB	ILB	ILB	ILB	ILB	ILB	ILB	ILB	ILB	ILB	ILB	ILB	IA	IA	IR	12	12	0	3
Williams, Ian	NT	NT	NT	NT	NT	NT	NT	NT	NT	NT	NT	NT	NT	NT	NT	NT	16	16	0	0
Wright, Shareece	IA	IA	IA	IA	NR	NR	NR	NR	NR	NR	NR	NR	NR	NR	NR	NR	0	0	0	4

Position = Starter, P = Played, DNP = Did Not Play, IA = Inactive, IR = Injured Reserve, IR/DFR = Injured Reserve/Designated For Return, PUP = Physically Unable to Perform, NR = Not on Roster, PS = Practice Squad, NFI = Non-Football Injury, SUS = Suspended, EXP = Roster Exemption, BYE - Week 10

2015 SAN FRANCISCO 49ERS GAME-BY-GAME STARTERS

OFFENSE

Opp	WR	LT	LG	C	RG	RT	TE	WR	FB	RB	QB	Other
Min	Boldin	Staley	Boone	Martin	Devey	Pears	V. Davis			Hyde	Kaepernick	Celek, McDonald (TE)
at Pit	Boldin	Staley	Boone	Martin	Devey	Pears	V. Davis			Hyde	Kaepernick	Celek, McDonald (TE)
at Arz	Boldin	Staley	Boone	Martin	Devey	Pears	V. Davis	T. Smith	Miller	Hyde	Kaepernick	
GB	Boldin	Staley	Boone	Martin	Devey	Pears	Celek	T. Smith	Miller	Hyde	Kaepernick	
at NYG	Boldin	Staley	Boone	Martin	Devey	Pears	McDonald			Hyde	Kaepernick	Celek & Bell (TE)
Bal	Boldin	Staley	Boone	Martin	Devey	Pears	Celek	T. Smith	Miller	Hyde	Kaepernick	
Sea	Patton	Staley	Boone	Martin	Devey	Pears	Celek	T. Smith		Hyde	Kaepernick	V. Davis (TE)
at StL		Staley	Boone	Martin	Devey	Pears	V. Davis	T. Smith		Bush	Kaepernick	Celek, McDonald (TE)
Atl	Simpson	Staley	Boone	Martin	Devey	Pears	McDonald	T. Smith		Draughn	Gabbert	Patton (WR)
at Sea	Boldin	Staley	Boone	Martin	Tiller	Pears	McDonald		Miller	Draughn	Gabbert	Celek (TE)
Arz	Boldin	Staley	Boone	Martin	Tiller	Pears	McDonald	T. Smith		Draughn	Gabbert	Patton (WR)
at Chi	Boldin	Staley	Boone	Martin	Tiller	Pears	McDonald	T. Smith		Draughn	Gabbert	Bell (TE)
at Cle	Boldin	Staley	Boone	Martin	Tiller	Pears	Bell	T. Smith		Draughn	Gabbert	Patton (WR)
Cin	Boldin	Staley	Tiller	Kilgore	Martin	Pears	McDonald	T. Smith	Miller	Draughn	Gabbert	
at Det	Boldin	Staley	Tiller	Kilgore	Pears	T. Brown	McDonald	T. Smith		Hayne	Gabbert	Bell (TE)
StL	Boldin	Staley	Tiller	Kilgore	Pears	T. Brown	McDonald	T. Smith		Harris	Gabbert	Bell (TE)

DEFENSE

Opp	LDT	NT	RDT	OLB	ILB	ILB	OLB	LCB	RCB	SS	FS	Other
Min	Dorsey	Williams	Dial	Brooks	Bowman	Wilhoite		Brock	Acker	Bethea	Reid	Ward (NB)
at Pit	Dorsey	Williams	Dial	Brooks	Bowman	Wilhoite	Lynch	Brock	Acker	Bethea	Reid	
at Arz	Dorsey	Williams	Dial	Brooks	Bowman	Wilhoite	Lynch	Brock	Acker	Bethea	Reid	
GB		Williams	Dial	Brooks	Bowman	Wilhoite	Lynch	Brock	Acker	Bethea	Reid	Ward (NB)
at NYG	Dorsey	Williams	Dial	Lemonier	Bowman	Wilhoite	Lynch	Brock	Acker	Bethea	Reid	
Bal	Dorsey	Williams	Dial	Brooks	Bowman	Wilhoite	Lynch	Brock	Acker	Bethea	Reid	
Sea	Dorsey	Williams	Dial	Brooks	Bowman	Wilhoite	Lynch	Brock	Acker	Bethea	Reid	
at StL		Williams	Dial	Brooks	Bowman	Wilhoite	Lynch	Brock	Acker	Tartt	Reid	Ward (NB)
Atl		Williams	Dial	Brooks	Bowman	Wilhoite	Lynch	D. Johnson	Cromartie	Tartt	Reid	Ward (NB)
at Sea	Dorsey	Williams	Dial	Brooks	Bowman	Wilhoite	Lynch	Brock	Acker	Tartt	Reid	
Arz	Dial	Williams	Purcell	Harold	Bowman	Wilhoite	Lynch	Brock	Acker	Tartt	Reid	
at Chi	Purcell	Williams	Dial	Brooks	Bowman	Wilhoite	Lynch	Brock	Acker	Tartt	Reid	
at Cle		Williams	Dial	Brooks	Bowman	Hodges	Lemonier	Brock	Acker	Tartt	Reid	Ward (NB)
Cin		Williams	Dial	Brooks	Bowman	Hodges	Carradine	Brock	Acker	Tartt	Reid	Ward (NB)
at Det		Williams	Dial	Brooks	Bowman	Hodges	Lynch	Brock	Ward	Tartt	Reid	D. Johnson (NB)
StL	Armstead	Williams	Purcell	Brooks	Bowman	Hodges	Lynch	Brock	D. Johnson	Ward	Reid	

INACTIVES

Opp	
Min	White/M. Davis/Wright/Thomas/Purcell/Easton/Lemonier
at Pit	Ellington/Bush/Wright/Thomas/Purcell/Easton/Lemonier
at Arz	Ellington/Bush/Wright/Thomas/Silberman/Purcell/V. McDonald
GB	White/M. Davis/Wright/Thomas/Silberman/Purcell/V. Davis
at NYG	White/Davis/Hodges/Brooks/Silberman/Purcell/V. Davis
Bal	Ellington/Bush/Hodges/Thomas/Silberman/Purcell/Lemonier
Sea	White/Hayne/Thomas/Silberman/Purcell/Bell/Lemonier
at StL	White/Hyde/Thomas/Silberman/Purcell/Boldin/Bell
Atl	Acker/Brock/Reaser/Hyde/Thomas/Silberman/Boldin
at Sea	Simpson/White/Reaser/Hyde/Thomas/Silberman/Carradine
Arz	White/Hyde/C. Davis/Armstrong/Brooks/Thomas/Silberman
at Chi	Simpson/White/Hyde/Davis/Thomas/Silberman/Celek
at Cle	White/C. Davis/Wilhoite/Lynch/Thomas/Silberman/McDonald
Cin	White/C. Davis/Wilhoite/Lynch/Thomas/Devey/Boone
at Det	Simpson/Draughn/C. Davis/Wilhoite/Thomas/Martin/Lemonier
StL	White/Tartt/Thomas/Martin/Hamm/Dial/Lemonier

2015 SAN FRANCISCO 49ERS TRANSACTIONS

12-30	Signed the following to Reserve/Future contracts: RB Kendall Gaskins, TE Xavier Grimble, WR Lance Lewis, T Chris Martin and NT Garrison Smith	5-4	Waived/Injured LB Chase Thomas.
1-2	Signed DL Lawrence Okoye to a Reserve/Future contract.	5-5	Signed the following Undrafted Free Agents: WR Dres Anderson, WR Issac Blakeney, WR DiAndre Campbell, WR Darius Davis, OL Patrick Miller, DL Marcus Rush, QB Dylan Thompson, S Jermaine Whitehead and WR DeAndrew White.
1-9	Signed LB Shayne Skov to a Reserve/Future contract.	5-11	The 49ers signed nine of their 10 draft picks, each to four-year deals: S Jaquiski Tartt, LB Eli Harold, TE Blake Bell, RB Mike Davis, WR DeAndre Smelter, P Bradley Pinion, OL Ian Silberman, OL Trent Brown and TE Busta Anderson.
1-14	Named Jim Tomsula head coach of the San Francisco 49ers.	5-15	Signed DL Arik Armstead to a four-year deal. With the signing of Armstead, the 49ers now have all 10 of their 2015 draft picks under contract.
2-9	Announced coaching staff: Geep Chryst (Offensive Coordinator); Eric Mangini (Defensive Coordinator); Thomas McGaughey Jr. (Special Teams Coordinator); D.J. Boldin (Offensive Assistant); Scott Brown (Defensive Line); Ronald Curry (Wide Receivers); Ejiro Evero (Defensive Assistant); Chris Foerster (Offensive Line); Aubrayo Franklin (Defensive Assistant); Adam Henry (Wide Receivers); Richard Hightower (Assistant Special Teams); Tim Lewis (Secondary); Steve Logan (Quarterbacks); Mick Lombardi (Defensive Assistant); Clancy Pendergast (Secondary); Tom Rathman (Running Backs); Kurt Schmidt (Strength, Conditioning and Nutrition Asst.); Tony Sparano (Tight Ends); Mark Uyeyama (Head Strength and Conditioning); Jason Tarver (Senior Defensive Assistant/Linebackers); Eric Wolford (Assistant Offensive Line).	5-18	DT Justin Smith, a two-time All-Pro and five-time Pro Bowler, retired from the National Football League. Signed CB Mylan Hicks to a three-year deal and OL Justin Renfrow to a two-year deal.
3-3	Signed undrafted free agent RB Jarryd Hayne to a three-year deal.	6-5	T Anthony Davis announced his retirement from the National Football League.
3-5	Signed WR Jerome Simpson to a two-year deal.	6-6	Traded P Andy Lee to the Cleveland Browns for an undisclosed 2017 draft pick.
3-6	Signed DT Darnell Dockett to a two-year contract.	6-12	Claimed T Sean Hooley off waivers from the New York Jets.
3-9	Signed TE Derek Carrier to a two-year contract extension through 2017.	6-15	Signed OL Ben Gottschalk to a two-year deal and K Corey Acosta and WR Mario Hull to three-year deals. The team also waived WR Darius Davis and T Chris Martin.
3-10	LB Patrick Willis announced his retirement from the National Football League. Signed TE/LS Kyle Nelson to a four-year deal.	7-28	OL Trent Brown, RB Carlos Hyde, LB Aaron Lynch and WR DeAndre Smelter were placed on the Active/Non-Football Injury List and G/C Daniel Kilgore was placed on the Active/Physically Unable to Perform List.
3-11	Signed WR Torrey Smith to a five-year deal, QB Blaine Gabbert to a two-year deal and TE Garrett Celek to a one-year deal. Released WR Stevie Johnson.	7-29	The 49ers have removed RB Carlos Hyde from the Active/Non-Football Injury List and placed him on the active roster.
3-14	Signed CB Chris Cook and CB Shareece Wright to a one-year deal.	7-31	LB Aaron Lynch and T Trent Brown were removed from the Active/Non-Football Injury List and placed on the active roster.
3-16	LB Chris Borland announced his retirement from the National Football League.	7-31	Placed LB Michael Wilhoite on the Active/Non-Football Injury List.
3-17	Signed G/T Erik Pears to a two-year deal.	8-1	Placed LB Nick Bellore on the Active/Illness List.
3-18	Signed RB Reggie Bush to a one-year deal.	8-5	Released CB Chris Cook and signed WR Nigel King to a two-year deal.
3-26	Waived T Jonathan Martin and CB Cameron Fuller.	8-6	The 49ers waived/injured OL Ben Gottschalk.
3-31	Signed LB Desmond Bishop to a one-year deal.	8-7	Released LB Aldon Smith. Also signed LB Steve Beauharnais to a one-year deal.
4-3	Signed LB Nick Bellore to a two-year deal.	8-8	Signed LB Shawn Lemon to a two-year deal.
4-7	Signed DT Tony Jerod-Eddie to a one-year exclusive rights tender.	8-18	Traded TE Asante Cleveland to the New England Patriots for OL Jordan Devey.
4-30	Signed LB Philip Wheeler to a one-year deal. The team also released WR Trindon Holliday and waived G Fouimalo Fonoti and WR Lance Lewis. Traded 1st round pick (15) to San Diego for their 1st round pick (17), their 4th round pick (117) and their 5th round pick in 2016. Selected DL Arik Armstead in the 1st round (17th overall) of the 2015 NFL Draft.	8-19	LB Nick Bellore was removed from the Active/Illness List and placed on the active roster.
5-1	Selected S Jaquiski Tartt in the 2nd round (46th overall) and LB Eli Harold in the 3rd round (79th overall) of the 2015 NFL Draft.	8-21	Traded TE Derek Carrier to the Washington Redskins for an undisclosed draft pick.
5-2	Selected TE Blake Bell (117th overall), RB Mike Davis (126th overall) and WR DeAndre Smelter (132nd overall) in the 4th round of the 2015 NFL Draft. Selected P Bradley Pinion (165th overall) in the 5th round of the 2015 NFL Draft. Selected OL Ian Silberman (190th overall) in the 6th round of the 2015 NFL Draft. Selected OL Trent Brown (244th overall) and TE Busta Anderson (254th overall) in the 7th round of the 2015 NFL Draft.	8-25	LB Michael Wilhoite has been removed from the Active/Non-Football Injury List and placed on the active roster.
		8-31	Waived the following players: K Corey Acosta, LB Steve Beauharnais, CB Mylan Hicks, T Sean Hooley, WR Mario Hull, WR Chuck Jacobs, WR Nigel King, LB Shawn Lemon, FB Trey Millard and DL Lawrence Okoye. Placed G/C Daniel Kilgore on the Reserve/Physically Unable to Perform List and WR DeAndre Smelter on the Reserve/Non-Football Injury List. The team also placed WR Dres Anderson and LB Desmond Bishop on the Injured Reserve List.

2015 SAN FRANCISCO 49ERS TRANSACTIONS (CONT.)

- | | |
|--|---|
| <p>9-4 Released the following six players: WR Issac Blakeney, S Craig Dahl, DT Darnell Dockett, G Joe Looney, OL Patrick Miller and LB Philip Wheeler.</p> <p>9-5 Released the following 14 players: WR DiAndre Campbell, CB Marcus Cromartie, G/C Dillon Farrell, RB Kendall Gaskins, TE Xavier Grimble, CB Leon McFadden, LB Nick Moody, DT Kaleb Ramsey, OL Justin Renfrow, LB Marcus Rush, NT Garrison Smith, QB Dylan Thompson, G Andrew Tiller and S Jermaine Whitehead.
The team also placed TE Busta Anderson and RB Kendall Hunter on the Injured Reserve List. WR Jerome Simpson was also placed on the Reserve/Suspended List.</p> <p>9-6 Signed nine players to the team's practice squad: WR DiAndre Campbell, CB Marcus Cromartie, RB Kendall Gaskins, DT Kaleb Ramsey, LB Marcus Rush, NT Garrison Smith, QB Dylan Thompson, G Andrew Tiller and S Jermaine Whitehead.</p> <p>9-7 Signed T Tanner Hawkinson to the team's practice squad.</p> <p>9-17 Reached an injury settlement agreement with RB Kendall Hunter.</p> <p>10-6 Executed a trade with the Minnesota Vikings, acquiring LB Gerald Hodges in exchange for C Nick Easton and an undisclosed draft choice.</p> <p>10-10 Promoted G Andrew Tiller from the team's practice squad and released CB Shareece Wright.</p> <p>10-13 Signed C Brian Folkerts and WR Andrew Turzilli to the team's practice squad.</p> <p>10-23 Activated WR Jerome Simpson from the Reserve/Suspended List and placed S Antoine Bethea on the Injured Reserve List.</p> <p>11-2 Traded TE Vernon Davis to the Denver Broncos in return for undisclosed compensation.
Signed RB Shaun Draughn to a one-year deal.
Signed RB Jarryd Hayne to the team's practice squad.</p> <p>11-3 Signed RB Pierre Thomas to a one-year deal and placed RB Reggie Bush on the Injured Reserve List. The team also signed CB Chris Davis to the practice squad, filling the spot vacated by DL Kaleb Ramsey.</p> | <p>11-7 Promoted CB Marcus Cromartie and CB Chris Davis to the active roster from the team's practice squad. In order to make room on the roster, the team placed RB Mike Davis on the Injured Reserve/Designated for Return List and S L.J. McCray on the Injured Reserve List.</p> <p>11-10 Released RB Pierre Thomas and signed RB Travaris Cadet to a one-year deal.</p> <p>11-16 Signed T Donald Hawkins and TE Brian Leonhardt to the team's practice squad.</p> <p>11-21 Placed QB Colin Kaepernick on the Injured Reserve List and promoted QB Dylan Thompson from the team's practice squad.</p> <p>11-24 Signed QB McLeod Bethel-Thompson and LB Kevin Snyder to the team's practice squad.</p> <p>11-26 Claimed LB Ray-Ray Armstrong off waivers from the Oakland Raiders and placed DT Glenn Dorsey on the Injured Reserve List.</p> <p>12-1 Signed TE Jamie Childers to the team's practice squad after waiving LB Kevin Snyder. In addition, DL Kaleb Ramsey has been reinstated to the practice squad.</p> <p>12-5 Activated G/C Daniel Kilgore from the Injured Reserve/Physically Unable to Perform List to the 53-man roster and waived LB Shayne Skov.</p> <p>12-8 Placed TE Garrett Celek on the Injured Reserve List and re-signed LB Shayne Skov to a two-year deal.</p> <p>12-12 Promoted TE Brian Leonhardt from the team's practice squad and placed RB Carlos Hyde on the Injured Reserve List.</p> <p>12-22 Signed RB DuJuan Harris to a two-year deal and waived RB Travaris Cadet.</p> <p>12-26 Placed G/T Alex Boone on the Injured Reserve List and promoted RB Jarryd Hayne to the 53-man roster.</p> <p>12-29 Signed CB Kyle Sebetich to the team's practice squad.</p> <p>12-30 Claimed TE Je'Ron Hamm off waivers from the Washington Redskins and placed RB Shaun Draughn on the Injured Reserve List.</p> <p>1-2 Activated RB Mike Davis from the Injured Reserve/Designated for Return List to the 53-man roster, and placed LB Michael Wilhoite on the Injured Reserve List.</p> |
|--|---|

2016 SAN FRANCISCO 49ERS TRANSACTIONS

1-7	Signed K Corey Acosta, WR DiAndre Campbell, OL Colin Kelly, DT Kaleb Ramsey, LB Marcus Rush and DT Garrison Smith to Reserve/Future contracts.	4-28	Selected DL DeForest Buckner in the 1st round (7th overall) and G Joshua Garnett (26th overall) in the 2016 NFL Draft.
1-14	Announced Chip Kelly head coach of the San Francisco 49ers.	4-29	Selected CB Will Redmond in the 3rd round (68th overall) in the 2016 NFL Draft.
1-21	Signed WR Eric Rogers to a two-year deal.	4-30	Selected CB Rashard Robinson in the 4th round (133rd overall), DL Ronald Blair in the 5th round (142nd overall), OL John Theus in the 5th round (145th overall), OL Fahn Cooper in the 5th round (174th overall), QB Jeff Driskel in the 6th round (207th overall), RB Kelvin Taylor in the 6th round (211th overall), WR Aaron Burbridge in the 6th round (213th overall), and CB Prince Charles Iworah in the 7th round (249th overall) in the 2016 NFL Draft.
1-27	Announced coaching staff: Curtis Modkins (offensive coordinator); Jim O'Neil (defensive coordinator); Derius Swinton II (special teams coordinator); Jerry Azzinaro (defensive line); Bob Bicknell (wide receivers); Michael Clay (assistant special teams); Ryan Day (quarterbacks); Pay Flaherty (offensive line); Jeff Hafley (defensive backs); Mick Lombardi (offensive quality control); Hardy Nickerson (inside linebackers); Jeff Nixon (tight ends); Tom Rathman (running backs); Jason Tarver (outside linebackers); Eric Wolford (assistant offensive line).	5-4	Re-signed LB Michael Wilhoite to a one-year deal.
2-1	Named Roy Anderson Assistant Defensive Backs coach.	5-5	The 49ers waived K Corey Acosta, OL Jordan Devey, RB Kendall Gaskins and QB Dylan Thompson.
2-22	Waived TE Brian Leonhardt		Signed the following Undrafted Free Agents to three-year deals: LB Kevin Anderson, DL Alex Balducci, DB Jered Bell, WR Devon Cajuste, DL Demetrius Cherry, DL Jason Fanaika, DL Lenny Jones, DL Darren Lake, K John Lunsford, OL Blake Muir, OL Norman Price, WR Bryce Treggs.
2-23	Signed TE Garrett Celek to a four-year contract extension through the 2019 season.		Signed the following 2016 Draft Picks to four-year deals: DL Ronald Blair, DL DeForest Buckner, WR Aaron Burbridge, OL Fahn Cooper, QB Jeff Driskel, CB Prince Charles Iworah, CB Rashard Robinson, RB Kelvin Taylor and OL John Theus.
2-24	Signed DT Quinton Dial to a three-year contract extension through the 2019 season.	5-12	Signed LB Wynton McManis to a three-year deal and waived LB Kevin Anderson.
3-2	Re-signed RB Shaun Draughn to a one-year contract.	5-15	RB Jarryd Hayne announced his retirement from the National Football League
3-8	Signed LB Ray-Ray Armstrong to a one-year extension through the 2016 season.	6-20	Signed RB Kendall Gaskins to a two-year deal.
3-10	Signed QB Thad Lewis to a one-year deal.		
3-14	Signed K Phil Dawson to a one-year deal.		
3-18	Announced the hiring of five additional staff members: Dana Bible, senior analyst; Joe Bowden, inside linebackers; Tem Lukabu, defensive quality control; Kevin O'Connell, special projects; Vince Oghobaase, assistant defensive line.		
3-22	Signed G Zane Beadles to a three-year deal.		
3-23	Re-signed NT Ian Williams to a one-year deal.		
4-4	Re-signed DT Tony Jerod-Eddie to a one-year deal.		

2015 49ERS OFFENSIVE GAME-BY-GAME TEAM STATISTICS

	Min	@Pit	@Arz	GB	@NYG	Bal	Sea	@StL	Atl	@Sea	Arz	@Chi	@Cle	Cin	@Det	StL	Totals
First Downs																	
Total	25	27	10	8	22	15	8	11	18	14	17	13	15	17	20	21	261
Rushing	14	7	7	1	8	2	3	1	8	3	3	7	4	4	6	5	83
Passing	8	18	3	7	11	11	5	8	8	11	14	6	8	12	11	13	154
Penalty	3	2	0	0	3	2	0	2	2	0	0	0	3	1	3	3	24

Third Down																	
Conversions	5	7	4	4	8	5	1	3	6	2	0	7	2	2	1	8	65
Attempts	12	17	12	13	14	13	11	17	14	11	9	16	13	14	9	18	213
Percentage	41.7	41.2	33.3	30.8	57.1	38.5	9.1	17.6	42.9	18.2	0.0	43.8	15.4	14.3	11.1	44.4	30.5

4th Down																	
Conversions	0	3	0	0	0	0	0	0	2	0	1	0	1	2	0	0	9
Attempts	0	5	0	1	0	0	0	1	2	0	2	0	3	2	2	1	19

Time of Possession																	
49ers	33:02	36:59	23:28	23:26	28:02	26:53	21:55	28:02	27:52	22:21	22:33	24:46	22:21	29:01	23:30	33:03	26:20

Total Net Yards																	
Plays	66	82	50	50	64	55	45	65	64	52	55	59	54	71	59	78	969
Yards	395	409	156	196	380	391	142	189	318	306	368	291	221	318	322	458	4,860
Average	6.0	5.0	3.1	3.9	5.9	7.1	3.2	2.9	5.0	5.9	6.7	4.9	4.1	4.5	5.5	5.9	5.0

Rushing																	
Attempts	39	31	29	19	27	25	15	21	38	16	17	23	17	17	23	33	390
Yards	230	111	103	77	124	65	61	38	133	59	67	121	71	55	121	108	1,544
Average	5.9	3.6	3.6	4.1	4.6	2.6	4.1	1.8	3.5	3.7	3.9	5.3	4.2	3.2	5.3	3.3	4.0

Passing																	
Net	165	298	53	119	256	326	81	151	185	247	301	170	150	263	201	350	3,316
Sacks	1	5	2	6	2	3	6	3	0	2	2	4	9	4	3	1	53
Yards	0	37	14	41	6	14	43	11	0	17	17	26	44	32	24	4	330
Gross	165	335	67	160	262	340	124	162	185	264	318	196	194	295	225	354	3,646
Attempts	26	46	19	25	35	27	24	41	26	34	36	32	28	50	33	44	526
Completions	17	33	9	13	23	16	13	20	15	22	25	18	18	30	22	28	322
Percentage	65.4	71.7	47.4	52.0	65.7	59.3	54.2	48.8	57.7	64.7	69.4	56.3	64.3	60.0	66.7	63.6	61.2
Interceptions	0	0	4	1	0	0	0	0	2	0	1	0	0	3	0	1	12

Punting																	
Number	3	4	6	6	3	4	9	10	5	7	4	9	7	7	3	5	92
Average	46.7	42.8	47.2	41.2	46.0	38.0	43.3	46.0	48.2	43.7	41.5	48.1	40.9	40.6	41.7	39.0	43.7
Net	43.7	38.8	44.8	38.8	35.7	30.8	42.1	44.1	33.0	43.6	37.8	37.9	36.4	40.7	41.7	33.8	39.5

Penalties																	
Number	8	7	6	4	4	4	4	13	5	5	13	6	5	11	11	7	113
Yards	57	46	45	30	28	25	33	93	30	42	81	50	40	98	65	60	823

Fumbles																	
Number	1	2	1	3	3	1	1	0	0	2	2	0	1	1	1	2	21
Lost	1	1	0	0	0	0	0	0	0	0	1	0	0	1	1	0	5

Red Zone																	
Number	5	4	1	2	4	3	1	1	2	3	2	1	1	3	2	4	39
Touchdowns	2	1	1	0	3	0	0	0	2	1	1	1	1	2	2	0	17
Field Goals	2	1	0	1	1	3	1	1	0	2	1	0	0	0	0	4	17

Touchdowns																	
Rushing	2	0	1	0	1	0	0	0	0	0	0	2	0	1	0	0	7
Passing	0	2	0	0	2	2	0	0	2	1	1	1	1	1	2	1	16
Returns	0	0	0	0	0	0	0	0	0	0	0	1	0	0	0	0	1

2015 49ERS DEFENSIVE GAME-BY-GAME TEAM STATISTICS

	Min	@Pit	@Arz	GB	@NYG	Bal	Sea	@StL	Atl	@Sea	Arz	@Chi	@Cle	Cin	@Det	StL	Totals
First Downs																	
Total	17	21	28	18	30	25	21	16	17	28	26	20	28	14	26	21	356
Rushing	5	6	9	9	6	9	11	7	2	14	5	12	11	5	8	9	128
Passing	11	14	15	8	23	16	9	5	15	14	14	8	14	7	15	11	199
Penalty	1	1	4	1	1	0	1	4	0	0	7	0	3	2	3	1	29

Third Down																	
Conversions	1	6	6	5	9	4	5	1	5	8	7	8	6	4	4	3	82
Attempts	9	10	13	15	14	13	13	12	15	14	14	17	12	14	12	13	210
Percentage	11.1	60.0	46.2	33.3	64.3	30.8	38.5	8.3	33.3	57.1	50.0	47.1	50.0	28.6	33.3	23.1	39.0

4th Down																	
Conversions	0	0	1	2	0	1	1	0	0	0	0	0	0	0	1	0	6
Attempts	2	0	1	2	0	1	1	0	0	0	1	0	0	1	1	1	11

Time of Possession																	
Opponents	26:58	23:01	36:32	36:34	31:58	33:07	38:05	31:58	32:08	37:39	37:27	37:24	37:39	30:59	36:30	38:30	33:40

Total Net Yards																	
Plays	54	52	70	68	75	75	70	64	61	75	70	74	74	61	67	71	1,081
Yards	248	453	446	362	525	420	388	388	302	508	337	364	481	242	371	364	6,199
Average	4.6	8.7	6.4	5.3	7.0	5.6	5.5	6.1	5.0	6.8	4.8	4.9	6.5	4.0	5.5	5.1	5.7

Rushing																	
Attempts	17	25	37	33	21	22	41	41	14	44	29	42	41	36	28	33	504
Yards	71	84	139	162	84	77	176	197	17	255	70	170	230	68	87	133	2,020
Average	4.2	3.4	3.8	4.9	4.0	3.5	4.3	4.8	1.2	5.8	2.4	4.0	5.6	1.9	3.1	4.0	4.0

Passing																	
Net	177	369	307	200	441	343	212	191	285	253	267	194	251	174	284	231	4,179
Sacks	5	0	1	3	0	0	5	0	2	2	1	1	2	4	2	0	28
Yards	54	0	4	24	0	0	23	0	18	7	4	8	19	18	17	0	196
Gross	231	369	311	224	441	343	235	191	303	260	271	202	270	192	301	231	4,375
Attempts	32	27	32	32	54	53	24	23	45	29	40	31	31	21	37	38	549
Completions	23	21	20	22	41	33	18	14	30	24	24	18	21	15	29	22	375
Percentage	71.9	77.8	62.5	68.8	75.9	62.3	75.0	60.9	66.7	82.8	60.0	58.1	67.7	71.4	78.4	57.9	68.3
Interceptions	1	0	1	0	1	2	2	0	0	0	0	1	1	0	0	0	9

Punting																	
Number	4	3	4	6	2	3	4	8	7	4	4	6	3	8	3	5	74
Average	37.5	47.3	36.0	39.2	45.0	53.0	46.8	54.5	43.4	38.5	45.8	42.8	39.7	51.6	43.7	51.8	45.4
Net	37.5	43.7	21.8	37.2	37.0	51.7	39.5	49.8	41.0	37.0	35.8	42.8	27.7	41.6	43.7	47.8	40.5

Penalties																	
Number	5	7	4	8	6	3	6	12	6	8	7	8	8	6	7	11	112
Yards	25	58	24	65	65	15	50	93	63	51	47	72	71	45	71	105	920

Fumbles																	
Number	0	0	2	0	0	0	0	1	1	0	0	1	3	1	0	1	10
Lost	0	0	0	0	0	0	0	1	0	0	0	0	1	1	0	0	3

Red Zone																	
Number	1	5	5	4	6	3	1	1	3	3	4	3	4	3	5	3	54
Touchdowns	0	5	4	2	3	1	1	1	1	2	2	2	3	2	2	1	32
Field Goals	1	0	1	1	2	2	0	0	2	1	2	0	1	1	3	2	19

Touchdowns																	
Rushing	0	3	2	1	0	0	1	2	0	1	2	2	2	2	1	1	20
Passing	0	3	2	1	3	2	1	1	1	3	0	0	1	1	2	0	21
Returns	0	0	2	0	0	0	0	0	0	0	0	0	0	0	0	0	2

2015 SAN FRANCISCO 49ERS TEAM HIGHS & LOWS

SAN FRANCISCO 49ERS

	Bests/Highs	Opponent	Date		Worsts/Lows	Opponent	Date
First Downs	27	at Pittsburgh	9/20/15		8	2 times, last vs. Sea.	10/22/15
Third-Down %	8-14-57%	at New York Giants	10/11/15		0-9-0%	vs. Arizona	11/29/15
Total Net Yards	458	vs. St. Louis	1/3/16		142	vs. Seattle	10/22/15
Offensive Plays	82	at Pittsburgh	9/20/15		45	vs. Seattle	10/22/15
Avg. Per Play	7.1	vs. Baltimore	10/18/15		2.9	at St. Louis	11/1/15
Rushing Yards	230	vs. Minnesota	9/14/15		38	at St. Louis	11/1/15
Rushes	39	vs. Minnesota	9/14/15		15	vs. Seattle	10/22/15
Rushing Avg.	5.9	vs. Minnesota	9/14/15		1.8	at St. Louis	11/1/15
Net Passing Yards	350	vs. St. Louis	1/3/16		53	at Arizona	9/27/15
Completions	33	at Pittsburgh	9/20/15		9	at Arizona	9/27/15
Attempts	50	vs. Cincinnati	12/20/15		19	at Arizona	9/27/15
Completions %	71.7	at Pittsburgh	9/20/15		47.4	at Arizona	9/27/15
Avg. Gain Per Passing Play	10.9	vs. Baltimore	10/18/15		2.5	at Arizona	9/27/15
Interceptions Thrown	0	10 times, last at Det.	12/27/15		4	at Arizona	9/27/15
Fumbles Lost	0	11 times, last vs. StL	1/3/16		1	5 times, last at Det.	12/27/15
Turnovers	0	7 times, last at Cle.	12/13/15		4	2 times, last vs. Cin.	12/20/15
Penalties	4	4 times, last vs. Sea.	10/22/15		13	2 times, last vs. Arz.	11/29/15
Penalty Yards	25	vs. Baltimore	10/18/15		98	vs. Cincinnati	12/20/15
Gross Punting Avg.	48.2	vs. Atlanta	11/8/15		38.0	vs. Baltimore	10/18/15
Net Punting Avg.	44.8	at Arizona	9/27/15		30.8	vs. Baltimore	10/18/15
Time of Poss.	36:59	at Pittsburgh	9/20/15		21:55	vs. Seattle	10/22/15

OPPONENTS

	Worsts/Lows	Opponent	Date		Bests/Highs	Opponent	Date
First Downs	14	vs. Cincinnati	12/20/15		30	at New York Giants	10/11/15
Third-Down %	1-12-9%	at St. Louis	11/1/15		9-14-64%	at New York Giants	10/11/15
Total Net Yards	242	vs. Cincinnati	12/20/15		525	at New York Giants	10/11/15
Offensive Plays	52	at Pittsburgh	9/20/15		75	3 times, last at Sea.	11/22/15
Avg. Per Play	4.0	vs. Cincinnati	12/20/15		8.7	at Pittsburgh	9/20/15
Rushing Yards	17	vs. Atlanta	11/8/15		255	at Seattle	11/22/15
Rushes	14	vs. Atlanta	11/8/15		44	at Seattle	11/22/15
Rushing Avg.	1.2	vs. Atlanta	11/8/15		5.8	at Seattle	11/22/15
Net Passing Yards	174	vs. Cincinnati	12/20/15		441	at New York Giants	10/11/15
Completions	14	at St. Louis	11/1/15		41	at New York Giants	10/11/15
Attempts	21	vs. Cincinnati	12/20/15		54	at New York Giants	10/11/15
Completions %	57.9	vs. St. Louis	1/3/16		82.8	at Seattle	11/22/15
Avg. Gain Per Passing Play	4.8	vs. Minnesota	9/14/15		13.7	at Pittsburgh	9/20/15
Interceptions Thrown	2	2 times, last vs. Sea.	10/22/15		0	9 times, last vs. StL	1/3/16
Fumbles Lost	1	3 times, last vs. Cin.	12/20/15		0	13 times, last vs. StL	1/3/16
Turnovers	2	3 times, last at Cle.	12/13/15		0	7 times, last vs. StL	1/3/16
Penalties	12	at St. Louis	11/1/15		3	vs. Baltimore	10/18/15
Penalty Yards	105	vs. St. Louis	1/3/16		15	vs. Baltimore	10/18/15
Gross Punting Avg.	36.0	at Arizona	9/27/15		54.5	at St. Louis	11/1/15
Net Punting Avg.	21.8	at Arizona	9/27/15		51.7	vs. Baltimore	10/18/15
Time of Poss.	23:01	at Pittsburgh	9/20/15		38:30	vs. St. Louis	1/3/16

2015 SAN FRANCISCO 49ERS INDIVIDUAL HIGHS

Long Plays		Player	Opponent	Date
Longest Run (yards)	47	DuJuan Harris	vs. St. Louis	1/3/16
Longest TD Run (yards)	44t	Blaine Gabbert	at Chicago	12/6/15
Longest Pass Completion (yards)	76t	Colin Kaepernick – Torrey Smith	vs. Baltimore	10/18/15
Longest TD Pass (yards)	76t	Colin Kaepernick – Torrey Smith	vs. Baltimore	10/18/15
Longest Punt Return (yards)	37	Jarryd Hayne	at Arizona	9/27/15
Longest Kickoff Return (yards)	40	Bruce Ellington	at Chicago	12/6/15
Longest Interception Return (yards)	45	Kenneth Acker	vs. Baltimore	10/18/15
Longest Punt (yards)	62	Bradley Pinion	at Chicago	12/6/15
Longest Field Goal (yards)	54	Phil Dawson	at St. Louis	11/1/15
Single-Game Highs		Player	Opponent	Date
Most Points Scored	13	Two times, most recently Phil Dawson	vs. St. Louis	1/3/16
Most Touchdowns	2	Two times, most recently Garrett Celek	vs. Atlanta	11/8/15
Most Field Goals	4	Two times, most recently Phil Dawson	vs. St. Louis	1/3/16
Most Field Goal Attempts	4	Two times, most recently Phil Dawson	vs. St. Louis	1/3/16
Most Rushing Yards	168	Carlos Hyde	vs. Minnesota	9/14/15
Most Rushing Attempts	26	Carlos Hyde	vs. Minnesota	9/14/15
Highest Rushing Avg. (Min. 10 att.)	6.6	DuJuan Harris	at Detroit	12/27/15
Most Pass Completions	33	Colin Kaepernick	at Pittsburgh	9/20/15
Most Pass Attempts	50	Blaine Gabbert	vs. Cincinnati	12/20/15
Most Gross Passing Yards	354	Blaine Gabbert	vs. St. Louis	1/3/16
Highest Avg. Yards/Per Att. (Min. 10 att.)	10.9	Colin Kaepernick	vs. Baltimore	10/18/15
Fewest Interceptions Thrown (Min. 10 att.)	0	10 times, most recently Blaine Gabbert	at Detroit	12/27/15
Fewest Times Sacked (Min. 10 att.)	0	Blaine Gabbert	vs. Atlanta	11/8/15
Most Receptions	8	Five times, most recently DuJuan Harris	vs. St. Louis	1/3/16
Most Receiving Yards	120	Torrey Smith	at Pittsburgh	9/20/15
Most Punt Returns	6	Bruce Ellington	vs. Cincinnati	12/20/15
Most Punt Return Yardage	40	Bruce Ellington	vs. Cincinnati	12/20/15
Most Kickoff Returns	4	Three times, most recently Bruce Ellington	at Chicago	12/6/15
Most Kickoff Return Yardage	98	Bruce Ellington	at Chicago	12/6/15
Most Interceptions	1	Seven times, most recently Jaquiski Tartt	at Cleveland	12/13/15
Most Interception Return Yardage	45	Kenneth Acker	vs. Baltimore	10/18/15
Most Tackles	16	Gerald Hodges	vs. St. Louis	1/3/16
Most Sacks	2.0	Two times, most recently Ahmad Brooks & Aaron Lynch	vs. Seattle	10/22/15

2015 SAN FRANCISCO 49ERS TURNOVER BREAKDOWN

TAKEAWAYS

Date	Opponent	Turnover	Starting L.O.S.	Point of Turnover	Resulting L.O.S.	Qtr.	Result (pts)
9/14	vs. Min.	T. Brock INT (T. Bridgewater)	MIN 33	SF 44	MIN 30	4	Field Goal (3)
9/20	at Pit.	None					
9/27	at Arz.	K. Acker INT (C. Palmer)	SF 44	SF 19	SF 19	2	Interception (0)
10/4	vs. GB	None					
10/11	at NYG	T. Brock INT (E. Manning)	SF 14	Endzone	SF 20	2	Halftime (0)
10/18	vs. Bal.	M. Wilhoite INT (J. Flacco)	BAL 26	BAL 29	BAL 29	2	Field Goal (3)
		K. Acker INT (J. Flacco)	SF 41	SF 17	BAL 38	3	Field Goal (3)
10/22	vs. Sea.	T. Brock INT (R. Wilson)	SF 20	Endzone	SF 20	2	Halftime (0)
		K. Acker INT (R. Wilson)	SEA 35	SF 7	SF 7	3	Field Goal (3)
11/1	at StL	E. Harlod FR (J. Tartt FF)	50	SF 26	SF 38	1	Punt (0)
11/8	vs. Atl.	None					
11/22	at Sea.	None					
11/29	vs. Arz.	None					
12/6	at Chi.	J. Ward INT (J. Cutler)	CHI 34	CHI 29	Endzone	1	Touchdown (6)
12/13	at Cle.	A. Brooks FR (I. Williams FF)	SF 33	SF 32	SF 49	1	Downs (0)
		J. Tartt INT (J. Manziel)	SF 44	SF 31	CLE 44	2	Punt (0)
12/20	vs. Cin.	I. Williams FR	SF 46	CIN 49	CIN 46	3	Touchdown (7)
12/27	at Det.	None					
1/3	vs. StL	None					

Regular Season Totals: 12 takeaways resulted in 25 points

L.O.S. – Line of scrimmage

* – Red zone play

ST – Special teams play

(TB) – Touchback

2015 SAN FRANCISCO 49ERS TURNOVER BREAKDOWN

GIVEAWAYS

Date	Opponent	Turnover	Starting L.O.S.	Point of Turnover	Resulting L.O.S.	Qtr.	Result (pts)
9/14	vs. Min.	J. Hayne FUMBLE (ST)	MIN 3	MIN 42	MIN 42	1	Downs (0)
9/20	at Pit.	C. Kaepernick FUMBLE	SF 45	SF 42	SF 42	2	Touchdown (7)
9/27	at Arz.	C. Kaepernick INT (J. Bethel)	SF 12	SF 21	Endzone	1	Touchdown (7)
		C. Kaepernick INT (T. Mathieu)	SF 31	SF 33	Endzone	1	Touchdown (7)
		C. Kaepernick INT (T. Mathieu)	SF 26	SF 42	SF 25	2	Field Goal (3)
		C. Kaepernick INT (J. Powers)	SF 20	ARZ 42	ARZ 42	3	Touchdown (7)
10/4	vs. GB	C. Kaepernick INT (S. Shields)	SF 27	GB 24	GB 24	4	Punt (0)
10/11	at NYG	None					
10/18	vs. Bal.	None					
10/22	vs. Sea.	None					
11/1	at StL	None					
11/8	vs. Atl.	B. Gabbert INT (P. Adams)	SF 42	ATL 24	ATL 26	3	Punt (0)
		B. Gabbert INT (V. Beasley)	50	ATL 33	ATL 33	4	Field Goal (3)
11/22	at Sea.	None					
11/29	vs. Arz.	B. Ellington FUMBLE (ST)	ARZ 15	SF 38	SF 39	1	Field Goal (3)
		B. Gabbert INT (T. Mathieu)	SF 36	ARZ 43	SF 42	1	Field Goal (3)
12/6	at Chi.	None					
12/13	at Cle.	None					
12/20	vs. Cin.	B. Gabbert INT (A. Jones)	CIN 42	CIN 28	CIN 43	2	Punt (0)
		A. Boldin FUMBLE	SF 20	SF 32	SF 11	2	Touchdown (7)
		B. Gabbert INT (V. Burfict)	SF 33	SF 36	SF 20	2	Touchdown (7)
		B. Gabbert INT (S. Williams)	CIN 28	CIN 1	CIN 15	4	Punt (0)
12/27	at Det.	B. Gabbert FUMBLE	SF 12	SF 3	SF 1	2	Touchdown (7)
1/3	vs. StL	B. Gabbert INT (E. Sims)	STL 46	SF 45	SF 3	2	Touchdown (7)

Regular Season Totals: 17 giveaways resulted in 68 points

L.O.S. – Line of scrimmage

* – Red zone play

ST – Special teams play

(TB) – Touchback

GAME-BY-GAME TURNOVER DIFFERENTIAL

Date	Opp	Takeways	Giveaways	Game Total	Total
9/14	Min.	1	1	0	0
9/20	at Pit.	0	1	-1	-1
9/27	at Arz.	1	4	-3	-4
10/4	GB	0	1	-1	-5
10/11	at NYG	1	0	+1	-4
10/18	Bal.	2	0	+2	-2
10/22	Sea.	2	0	+2	0
11/1	at StL	1	0	+1	+1
11/8	Atl.	0	2	-2	-1
11/22	at Sea.	0	0	0	-1
11/29	Arz.	0	2	-2	-3
12/6	at Chi.	1	0	+1	-2
12/13	at Cle.	2	0	+2	0
12/20	Cin.	1	4	-3	-3
12/27	at Det.	0	1	-1	-4
1/3	StL	0	1	-1	-5

2015 SAN FRANCISCO 49ERS THIRD DOWN EFFICIENCY

49ERS THIRD-AND ...

Date	Opp	1	2	3	4	5	6	7	8	9	10	10+	Totals
9/14	Min.	2/3	0/0	0/0	1/1	0/1	1/2	0/1	0/0	0/1	0/0	1/3	5/12
9/20	at Pit.	2/3	1/2	3/4	0/0	0/1	0/0	0/2	0/0	0/0	0/1	1/4	7/17
9/27	at Arz.	2/3	2/2	0/1	0/0	0/2	0/0	0/0	0/0	0/0	0/0	0/4	4/12
10/4	GB	0/0	0/0	1/1	0/2	0/1	0/0	1/1	1/2	0/1	1/1	0/4	4/13
10/11	at NYG	2/3	1/1	0/1	2/2	1/1	1/1	1/1	0/1	0/0	0/0	0/3	8/14
10/18	Bal.	1/1	1/1	1/1	0/1	0/0	1/2	0/1	0/0	0/3	0/1	1/2	5/13
10/22	Sea.	0/0	0/1	0/2	0/1	0/0	0/0	0/1	0/1	0/0	1/1	0/4	1/11
11/1	at StL	0/1	0/1	1/2	0/1	0/0	1/3	1/3	0/0	0/1	0/0	0/5	3/17
11/8	Atl.	1/2	0/0	1/1	1/1	1/2	2/2	0/0	0/1	0/2	0/3	0/0	6/14
11/22	at Sea.	1/1	0/0	0/3	0/0	0/0	0/1	1/1	0/1	0/0	0/2	0/2	2/11
11/29	Arz.	0/0	0/0	0/1	0/0	0/0	0/0	0/1	0/1	0/1	0/2	0/3	0/9
12/6	at Chi.	1/1	0/0	2/2	0/0	1/2	1/3	1/1	0/1	1/1	0/3	0/2	7/16
12/13	at Cle.	2/2	0/0	0/3	0/1	0/0	0/0	0/2	0/0	0/0	0/1	0/4	2/13
12/20	Cin.	0/1	0/1	0/1	0/0	0/0	0/0	0/0	0/0	0/0	0/3	2/8	2/14
12/27	at Det.	1/1	0/0	0/2	0/0	0/0	0/0	0/0	0/2	0/1	0/2	0/1	1/9
1/3	StL	1/2	1/1	1/1	1/2	0/0	1/1	0/0	0/3	0/1	2/4	1/3	8/18
Regular Season Totals:		16/24	6/10	10/26	5/12	3/10	8/15	5/15	1/13	1/12	4/24	6/52	65/213
		66.7	60.0	38.5	41.7	30.0	53.3	33.3	7.7	8.3	16.7	11.5	30.5

OPPONENTS THIRD-AND ...

Date	Opp	1	2	3	4	5	6	7	8	9	10	10+	Totals
9/14	Min.	1/1	0/0	0/0	0/1	0/1	0/1	0/0	0/2	0/0	0/1	0/2	1/9
9/20	at Pit.	0/0	1/1	1/1	0/0	1/1	1/2	1/1	0/0	0/0	1/2	0/2	6/10
9/27	at Arz.	4/5	0/0	0/0	0/2	0/0	0/0	0/2	1/1	0/1	1/1	0/1	6/13
10/4	GB	2/4	1/2	0/1	0/1	0/0	0/0	1/3	0/1	1/2	0/1	0/0	5/15
10/11	at NYG	2/3	3/3	1/2	1/2	0/0	0/0	1/2	0/0	0/1	1/1	0/0	9/14
10/18	Bal.	1/2	1/2	0/0	0/3	0/1	1/1	1/1	0/0	0/1	0/1	0/1	4/13
10/22	Sea.	2/3	1/1	0/0	0/0	1/2	1/2	0/0	0/0	0/1	0/1	0/3	5/13
11/1	at StL	0/0	0/0	1/1	0/2	0/1	0/1	0/1	0/1	0/2	0/1	0/2	1/12
11/8	Atl.	1/1	1/1	0/0	2/3	1/3	0/0	0/1	0/0	0/2	0/2	0/2	5/15
11/22	at Sea.	2/3	1/1	0/0	0/0	0/0	1/1	1/1	1/2	1/1	1/2	0/3	8/14
11/29	Arz.	1/3	0/0	2/3	1/1	1/1	0/0	0/2	1/1	1/1	0/1	0/1	7/14
12/6	at Chi.	3/3	1/2	2/3	0/1	0/0	0/1	0/0	0/1	1/1	1/2	0/3	8/17
12/13	at Cle.	1/1	3/3	2/2	0/1	0/0	0/0	0/1	0/1	0/2	0/0	0/1	6/12
12/20	Cin.	1/2	1/1	0/0	0/2	0/0	0/2	0/0	1/2	0/0	0/2	1/3	4/14
12/27	at Det.	1/2	1/3	0/0	0/0	0/1	0/0	1/1	0/2	0/0	0/0	1/3	4/12
1/3	StL	2/3	0/1	0/1	0/1	1/2	0/0	0/1	0/0	0/1	0/1	0/2	3/13
Regular Season Totals:		24/36	15/21	9/14	4/20	5/13	4/11	6/17	4/14	4/16	5/19	2/29	82/210
		66.7	71.4	64.3	20.0	38.4	36.4	35.3	28.6	25.0	26.3	6.9	39.0

2015 SAN FRANCISCO 49ERS RED ZONE PRODUCTION

SAN FRANCISCO 49ERS

Date	Opp	Poss	TD	PAT	2-PT.	FG	MFG/ BFG	INT	FUM	DWNS/ PUNT	HF	GM	PTS	TD PCT.	SCORE PCT.	PTS/ POSS
9/14	Min.	5	2	2	0	2	1	0	0	0	0	0	20	40.0%	80.0%	4.0
9/20	at Pit.	4	1	1	0	1	0	0	0	2	0	0	10	25.0%	50.0%	2.5
9/27	at Arz.	1	1	1	0	0	0	0	0	0	0	0	7	100.0%	100.0%	7.0
10/4	GB	2	0	0	0	1	0	0	0	1	0	0	3	0.0%	50.0%	1.5
10/11	at NYG	4	3	3	0	1	0	0	0	0	0	0	24	75.0%	100.0%	6.0
10/18	Bal.	3	0	0	0	3	0	0	0	0	0	0	9	0.0%	100.0%	3.0
10/22	Sea.	1	0	0	0	1	0	0	0	0	0	0	3	0.0%	100.0%	3.0
11/1	at StL	1	0	0	0	1	0	0	0	0	0	0	3	0.0%	100.0%	3.0
11/8	Atl.	2	2	2	0	0	0	0	0	0	0	0	14	100.0%	100.0%	7.0
11/22	at Sea.	3	1	1	0	2	0	0	0	0	0	0	13	33.3%	100.0%	4.3
11/29	Arz.	2	1	1	0	1	0	0	0	0	0	0	10	50.0%	100.0%	5.0
12/6	at Chi.	1	1	1	0	0	0	0	0	0	0	0	7	100.0%	100.0%	7.0
12/13	at Cle.	1	1	1	0	0	0	0	0	0	0	0	7	100.0%	100.0%	7.0
12/20	Cin.	3	2	2	0	0	1	0	0	0	0	0	14	66.7%	66.7%	4.7
12/27	at Det.	2	2	2	0	0	0	0	0	0	0	0	14	100.0%	100.0%	7.0
1/3	StL	4	0	0	0	4	0	0	0	0	0	0	12	0.0%	100.0%	3.0
TOTALS		39	17	17	0	17	2	0	0	3	0	0	170	43.6%	87.2%	4.4

OPPONENTS

Date	Opp	Poss	TD	PAT	2-PT.	FG	MFG/ BFG	INT	FUM	DWNS/ PUNT	HF	GM	PTS	TD PCT.	SCORE PCT.	PTS/ POSS
9/14	Min.	1	0	0	0	1	0	0	0	0	0	0	3	0.0%	100.0%	3.0
9/20	at Pit.	5	5	3	2	0	0	0	0	0	0	0	37	100.0%	100.0%	7.4
9/27	at Arz.	5	4	4	0	1	0	0	0	0	0	0	31	80.0%	100.0%	6.2
10/4	GB	4	2	2	0	1	1	0	0	0	0	0	17	50.0%	75.0%	4.3
10/11	at NYG	6	3	3	0	2	0	1	0	0	0	0	27	50.0%	83.3%	4.5
10/18	Bal.	3	1	1	0	2	0	0	0	0	0	0	13	33.3%	100.0%	4.3
10/22	Sea.	1	1	1	0	0	0	0	0	0	0	0	7	100.0%	100.0%	7.0
11/1	at StL	1	1	1	0	0	0	0	0	0	0	0	7	100.0%	100.0%	7.0
11/8	Atl.	3	1	1	0	2	0	0	0	0	0	0	13	33.3%	100.0%	4.3
11/22	at Sea.	3	2	1	0	1	0	0	0	0	0	0	16	66.7%	100.0%	5.3
11/29	Arz.	4	2	1	0	2	0	0	0	0	0	0	19	50.0%	100.0%	4.8
12/6	at Chi.	3	2	2	0	0	1	0	0	0	0	0	14	66.7%	66.7%	4.7
12/13	at Cle.	4	3	3	0	1	0	0	0	0	0	0	24	75.0%	100.0%	6.0
12/20	Cin.	3	2	2	0	1	0	0	0	0	0	0	17	66.7%	100.0%	5.7
12/27	at Det.	5	2	1	0	3	0	0	0	0	0	0	22	40.0%	100.0%	4.4
1/3	StL	3	1	1	0	2	0	0	0	0	0	0	13	33.3%	100.0%	4.3
TOTALS		54	32	27	2	19	2	1	0	0	0	0	280	59.3%	94.4%	5.2

THE LAST TIME ...

TEAM TOTALS

Won in Overtime

By 49ers:	1/3/16	49ers win vs. St. Louis, 19–16
By Opponent:	12/20/14	Chargers win vs. San Diego, 38–35
	1/22/12	Giants win vs. New York, 20–17 – NFC–C

Won by Scoring in the Last Two Minutes of Regulation

By 49ers:	12/29/13	49ers win at Arizona, 23–20 (last score at 0:00)
	1/5/14	49ers win at Green Bay, 23–20 (last score at 0:00) – NFC–WC
By Opponent:	10/11/15	Giants win at New York, 30–27 (last score at 0:21)
	1/20/91	Giants win vs. New York, 15–13 (last score at 0:00) – NFC–C

Tied Game by Scoring in the Last Two Minutes of Regulation

By 49ers:	12/6/15	49ers win at Chicago, 26–20 (OT) (tied game at 1:52)
By Opponent:	12/20/14	Chargers win vs. San Diego, 38–35 (OT) (tied game at 0:29)

Shutout

By 49ers:	9/30/12	49ers win at New York Jets, 34–0
	12/29/96	49ers win vs. Philadelphia, 14–0 – NFC–WC
By Opponent:	11/21/10	Buccaneers win vs. Tampa Bay, 21–0

Won by 20–or–More Points

By 49ers:	11/25/13	49ers win at Washington, 27–6
	1/29/95	49ers win at San Diego, 49–26 – SB XXIX
By Opponent:	11/1/15	Rams win at St. Louis, 27–6
	1/12/03	Buccaneers win at Tampa Bay, 31–6 – NFC–D

Won After Trailing by 20–or–More Points

By 49ers:	10/2/11	49ers win at Philadelphia, 24–23 (Eagles ahead 23–3 in 3rd Q)
	1/5/03	49ers win vs. New York, 39–38 (Giants ahead 38–14 in 3rd Q) – NFC–WC
By Opponent:	12/20/14	Chargers win vs. San Diego, 38–35 (OT) (49ers ahead 28–7 in 2nd Q)

Held a 28–or–More Point Lead

By 49ers:	10/27/13	49ers win at Jacksonville, 42–10 (49ers ahead 42–10 in 4th Q)
	1/29/95	49ers win vs. San Diego, 49–26 (49ers ahead 49–18 in 4th Q) – SB XXIX
By Opponent:	9/27/15	Cardinals win at Arizona, 47–7 (Cardinals ahead 47–7 in 4th Q)
	1/4/87	Giants win at New York, 49–3 (46) – NFC–D (Giants ahead 49–3 in 4th Q)

Held a 21–or–More Point Lead

By 49ers:	12/20/14	49ers loss vs. San Diego, 35–38 (OT) (49ers ahead 28–7, 2nd Q)
	1/12/13	49ers win vs. Green Bay, 45–31 (49ers ahead 45–24 in 4th Q) – NFC–D
By Opponent:	12/20/15	Bengals win vs. Cincinnati, 24–14 (Bengals ahead 24–0 in 3rd Q)
	2/3/13	Ravens win vs. Baltimore, 34–31 (Ravens ahead 28–6 in 3rd Q) – SB XLVII

Scored 20–or–More Points in a Quarter

By 49ers:	12/20/14	49ers loss vs. San Diego, 35–38 (OT) (21 points, 2nd Q)
	1/15/94	49ers win vs. Dallas, 38–28 (21 points, 1st Q) – NFC–D
By Opponent:	12/20/15	Bengals win vs. Cincinnati, 24–14 (21 points, 2nd Q)
	1/12/03	Buccaneers win at Tampa Bay, 31–6 (21 points, 2nd Q) – NFC–D

Scored 20–or–More Points in a Half

By 49ers:	10/11/15	49ers loss at New York Giants, 27–30 (21 points, 2nd half)
	2/3/13	49ers loss vs. Baltimore, 31–34 (25 points, 2nd half) – SB XLVII
By Opponent:	12/27/15	Lions win at Detroit, 32–17 (20 points, 1st half)
	1/19/14	Seahawks win at Seattle, 23–17 (20 points, 2nd half) – NFC–C

Held Opponent without a Touchdown

By 49ers:	9/14/15	49ers win vs. Minnesota, 20–3 (1 FG)
	12/29/96	49ers win vs. Philadelphia, 14–0 – NFC–WC
By Opponent:	11/1/15	Rams win at St. Louis, 27–6 (2 FGs)
	1/12/03	Buccaneers win at Tampa Bay, 31–6 (2 FG) – NFC–D

Touchdowns Scored by Offense and Defense

By 49ers:	12/6/15	49ers win at Chicago, 26–20 (OT) (3 offense, 1 defense)
	1/3/98	49ers win vs. Minnesota, 38–22 (5 offense, 1 defense) – NFC–D
By Opponent:	9/27/15	Cardinals win at Arizona, 47–7 (4 offense, 2 defense)
	1/13/12	Packers loss vs. Green Bay, 31–45 (3 offense, 1 defense) – NFC–D

THE LAST TIME ...

TEAM TOTALS

Touchdowns Scored by Offense, Defense and Special Teams

By 49ers:	10/4/09	49ers win vs. St. Louis, 35–0 (2 offense, 2 defense, 1 special teams)
By Opponent:	9/23/07	Steelers win at Pittsburgh, 37–16 (2 offense, 1 defense, 1 special teams)

Safety Scored

By 49ers:	10/13/13	Corey Lemonier sacked QB Carson Palmer in the end zone vs. Arizona
	2/3/13	<i>Sam Koch OB in end zone, forced by Chris Culliver vs. Baltimore – SB XLVII</i>
By Opponent:	11/1/15	Mike Davis tackled by James Laurinaitis and Michael Brockers in end zone at St. Louis

Successful Two Point Conversion

By 49ers:	9/20/15	Colin Kaepernick to Torrey Smith at Pittsburgh
	1/5/03	<i>Jeff Garcia pass to Terrell Owens vs. New York Giants – NFC–WC</i>
By Opponent:	11/1/15	Nick Foles to Jared Cook at St. Louis
	1/14/12	<i>Drew Brees pass to Darren Sproles vs. New Orleans – NFC–D</i>

Failed Two Point Conversion Attempt

By 49ers:	10/18/15	Pass failed from Colin Kaepernick to Anquan Boldin vs. Baltimore
	2/3/13	<i>Pass failed from Colin Kaepernick to Randy Moss vs. Baltimore – SB XLVII</i>
By Opponent:	12/27/15	Pass failed from Matthew Stafford to Golden Tate at Detroit
	1/13/02	<i>Pass failed from Brett Favre to Bubba Franks at Green Bay – NFC–WC</i>

OFFENSIVE TOTALS

500–or–More Total Net Yards of Offense

By 49ers:	10/7/12	49ers win vs. Buffalo, 45–3 (621; 311 rushing, 310 passing)
	1/12/13	<i>49ers win vs. Green Bay, 45–31 (579; 323 rushing, 256 passing) – NFC–D</i>
By Opponent:	11/22/15	Seahawks win at Seattle, 29–13 (508; 255 rushing, 253 passing)

400–or–More Total Net Yards of Offense

By 49ers:	1/3/16	49ers win vs. St. Louis, 19–16 (OT) (458; 108 rushing, 350 passing)
	2/3/13	<i>49ers loss vs. Baltimore, 31–34 (468; 182 rushing, 286 passing)</i>
By Opponent:	12/13/15	Browns win at Cleveland, 24–10 (481; 230 rushing, 251 passing)
	1/20/13	<i>Falcons loss at Atlanta, 24–28 (477; 81 rushing, 396 passing) – NFC–C</i>

300–or–More Net Yards Rushing by Team

By 49ers:	12/20/14	49ers loss vs. Chargers, 35–38 (OT) (355)
	1/12/13	<i>49ers win vs. Green Bay, 45–31 (323) – NFC–D</i>
By Opponent:	10/8/72	Rams win at Los Angeles, 31–7 (302)

200–or–More Net Yards Rushing by Team

By 49ers:	9/14/15	49ers win vs. Minnesota, 20–3 (230)
	1/12/13	<i>49ers win vs. Green Bay, 45–31 (323) – NFC–D</i>
By Opponent:	12/13/15	Browns win at Cleveland, 24–10 (230)
	1/4/87	<i>Giants win at New York, 49–3 (216) – NFC–D</i>

Individual 200–Yard Rushing Game

By 49ers:	9/20/09	Frank Gore (16–207–2 TDs) vs. Seattle
By Opponent:	11/22/15	Thomas Rawls (30–209–1 TD) at Seattle

Individual 150–Yard Rushing Game

By 49ers:	9/14/15	Carlos Hyde (26–168–2 TDs) vs. Minnesota
	1/12/13	<i>Colin Kaepernick (16–181–2 TDs) vs. Green Bay – NFC–D</i>
By Opponent:	11/22/15	Thomas Rawls (30–209–1 TD) at Seattle
	1/4/87	<i>Joe Morris (24–159–2 TDs) at New York Giants – NFC–D</i>

Individual 100–Yard Rushing Game

By 49ers:	9/14/15	Carlos Hyde (26–168–2 TDs) vs. Minnesota
	1/19/14	<i>Colin Kaepernick (11–130) at Seattle – NFC–C</i>
By Opponent:	12/13/15	Isaiah Crowell (20–145–2 TDs) at Cleveland
	1/19/14	<i>Marshawn Lynch (22–109–1 TD) at Seattle – NFC–C</i>

Two 100–Yard Rushers in the Same Game

By 49ers:	12/20/14	Frank Gore (26–158–1 TD) & Colin Kaepernick (7–151–1 TD) vs. San Diego
	1/12/13	<i>Colin Kaepernick (16–181–2 TDs) and Frank Gore (23–119–1 TD) vs. Green Bay – NFC–D</i>
By Opponent:	11/8/53	Skeets Quinlan (11–119) & Tank Younger (12–101–1 TD) at Los Angeles Rams

THE LAST TIME ...

OFFENSIVE TOTALS

Consecutive 100-Yard Rushing Games

By 49ers:	12/20/14–9/14/15	Frank Gore (26–158–1 TD) & Colin Kaepernick (7–151–1 TD) vs. San Diego; Frank Gore (25–144) vs. Arizona; Carlos Hyde (26–168–2 TDs) vs. Minnesota
By Opponent:	10/22/15–11/1/15 12/31/83–1/8/84	Marshawn Lynch, (27–122–1 TD) vs. Seattle; Todd Gurley, (20–133–1 TD) at St. Louis <i>Billy Sims (20–114–2 TDs) vs. Detroit – NFC–D; John Riggins (36–123–2 TDs) at Washington – NFC–C</i>

Combined 200-Yard Rushing by Two Players

By 49ers:	9/14/15	209 by Carlos Hyde (26–168–2 TDs) and Colin Kaepernick (7–41) vs. Minnesota
	1/12/13	300 by Colin Kaepernick (16–181–2 TDs) and Frank Gore (23–119–1 TD) vs. Green Bay – NFC–D
By Opponent:	12/13/15	223 by Isaiah Crowell (20–145–2 TDs) & Duke Johnson (13–78)

Individual with 30-or-More Carries

By 49ers:	10/30/11	Frank Gore (31–134) vs. Cleveland
By Opponent:	11/22/15 1/8/84	Thomas Rawls (30–209–1 TD) at Seattle <i>John Riggins (36–123) at Washington – NFC–C</i>

Individual with 25-or-More Carries

By 49ers:	9/14/15	Carlos Hyde (26–168–2 TDs) vs. Minnesota
	1/3/98	<i>Terry Kirby (25–120) vs. Minnesota – NFC–D</i>
By Opponent:	11/22/15 1/5/03	Thomas Rawls (30–209–1 TD) at Seattle <i>Tiki Barber (26–115) vs. New York Giants – NFC–WC</i>

Rushing Play of 80-or-More Yards

By 49ers:	12/20/14	90t by Colin Kaepernick vs. San Diego
	1/1/89	80t by Roger Craig vs. Minnesota – NFC–D
By Opponent:	12/9/07	84t by Chester Taylor vs. Minnesota

Rushing Play of 60-or-More Yards

By 49ers:	12/20/14	90t by Colin Kaepernick vs. San Diego
	1/1/89	80t by Roger Craig vs. Minnesota – NFC–D
By Opponent:	11/1/15	71t by Todd Gurley at St. Louis

Rushing Play of 40-or-More Yards

By 49ers:	1/3/16	47 by DuJuan Harris vs. St. Louis
	1/19/14	58 by Colin Kaepernick at Seattle – NFC–C
By Opponent:	1/3/16 1/19/14	40 by Benny Cunningham vs. St. Louis 40t by Marshawn Lynch at Seattle – NFC–C

Individual with Two-or-More Rushing Touchdowns

By 49ers:	9/14/15	Carlos Hyde (26–168–2 TDs) vs. Minnesota
	1/20/13	Frank Gore (21–90–2 TDs) at Atlanta – NFC–C
By Opponent:	12/20/15 1/12/03	Jeremy Hill (19–31–2 TDs) vs. Cincinnati <i>Mike Alstott (17–60–2 TDs) at Tampa Bay – NFC–D</i>

400 Net Yards Passing by Team

By 49ers:	9/8/13	49ers win vs. Green Bay, 34–28 (404)
By Opponent:	10/11/15 1/14/12	Giants win at New York, 30–27 (441) <i>Saints loss vs. New Orleans, 32–36 (435) – NFC–D</i>

300 Net Yards Passing by Team

By 49ers:	1/3/16	49ers win vs. St. Louis, 19–16 (OT) (350)
	1/5/03	49ers win vs. New York Giants, 39–38 (356) – NFC–WC
By Opponent:	10/18/15 1/20/13	Ravens loss vs. Baltimore, 20–25 (343) <i>Falcons loss at Atlanta, 24–28 (396) – NFC–C</i>

Individual with 50-or-More Pass Attempts

By 49ers:	12/20/15	Blaine Gabbert (50–30–295–3 INTs–1 TD) vs. Cincinnati
	1/6/96	<i>Steve Young (65–32–328–2 INTs–0 TDs) vs. Green Bay – NFC–D</i>
By Opponent:	10/18/15 1/22/12	Joe Flacco (53–33–343–2 INTs–2 TDs) vs. Baltimore <i>Eli Manning (58–32–316–0 INTs–2 TDs) vs. New York Giants – NFC–C</i>

Individual with 40-or-More Pass Attempts

By 49ers:	1/3/16	Blaine Gabbert (44–28–354–1 INT–1 TD) vs. St. Louis
	1/14/12	<i>Alex Smith (42–24–299–0 INTs–3 TDs) vs. New Orleans – NFC–D</i>
By Opponent:	11/29/15 1/20/13	Carson Palmer (40–24–271–0 INTs–0 TDs) vs. Arizona <i>Matt Ryan (42–30–396–1 INT–3 TDs) at Atlanta – NFC–C</i>

THE LAST TIME ...

OFFENSIVE TOTALS

Individual with 30–or–More Pass Completions

By 49ers:	12/20/15	Blaine Gabbert (50–30–295–3 INTs–1 TD) vs. Cincinnati
	1/6/96	Steve Young (65–32–328–2 INTs–0 TD) vs. Green Bay – NFC–D
By Opponent:	11/8/15	Matt Ryan (45–30–302–0 INTs–1 TD) vs. Falcons
	1/20/13	Matt Ryan (42–30–396–1 INT–3 TDs) at Atlanta – NFC–C

Individual with 25–or–More Pass Completions

By 49ers:	1/3/16	Blaine Gabbert (44–28–354–1 INT–1 TD) vs. St. Louis
	1/5/03	Jeff Garcia (44–27–331–1 INT–3 TDs) vs. New York Giants – NFC–WC
By Opponent:	12/27/15	Matthew Stafford (37–29–301–0 INTs–2 TDs) at Detroit
	1/20/13	Matt Ryan (42–30–396–1 INT–3 TDs) at Atlanta – NFC–C

No Sacks Allowed

By 49ers:	11/8/15	49ers win vs. Falcons, 17–16 (25 attempts – Blaine Gabbert; 1 attempt – Colin Kaepernick)
	1/5/03	49ers win vs. New York Giants, 39–38 (44 attempts – Jeff Garcia) – NFC–WC
By Opponent:	1/3/16	Rams loss vs. St. Louis, 16–19 (OT) (37 attempts – Case Keenum)
	1/7/95	Bears loss vs. Chicago, 15–44 (19 attempts – Steve Walsh) – NFC–D

Individual 300–Yard Passing Game

By 49ers:	1/3/16	Blaine Gabbert (44–28–354–1 INT–1 TD) vs. St. Louis
	2/3/13	Colin Kaepernick (28–16–302–1 INT–1 TD) vs. Baltimore – SB XLVII
By Opponent:	12/27/15	Matthew Stafford (37–29–301–0 INTs–2 TDs) at Detroit
	1/20/13	Matt Ryan (42–30–396–1 INT–3 TDs) at Atlanta – NFC–C

Consecutive 300–Yard Passing Games

By 49ers:	12/10/00–12/17/00	Jeff Garcia (38–25–305–2 INTs–2 TDs) vs. New Orleans; Garcia (44–36–402–0 INTs–2 TDs) vs. Chicago
By Opponent:	10/11/15–10/18/15	Eli Manning (54–41–441–1 INT–3 TDs) at New York Giants; 10/18/15 Joe Flacco (53–33–343–2 INTs–2 TDs) vs. Baltimore
	1/14/12–1/22/12	Drew Brees (63–40–462–2 INTs–4 TDs) vs. New Orleans – NFC–D; Eli Manning (58–32–316–0 INTs–2 TDs) vs. New York Giants – NFC–C

Individual with Four–or–More Touchdown Passes

By 49ers:	12/16/12	Colin Kaepernick (25–14–216–1 INT–4 TDs) at New England
	1/29/95	Steve Young (36–24–325–0 INT–6 TDs) at San Diego – SB XXIX
By Opponent:	12/20/14	Philip Rivers (54–33–356–3 INTs–4 TDs) vs. San Diego
	1/14/12	Drew Brees (63–40–462–2 INTs–4 TDs) vs. New Orleans – NFC–D

Individual with Three–or–More Touchdown Passes

By 49ers:	10/13/14	Colin Kaepernick (36–22–343–0 INTs–3 TDs) at St. Louis
	1/14/12	Alex Smith (42–24–299–0 INTs–3 TDs) vs. New Orleans – NFC–D
By Opponent:	11/22/15	Russell Wilson (29–24–260–0 INTs–3 TDs) at Seattle
	2/3/13	Joe Flacco (33–22–287–0 INTs–3 TDs) vs. Baltimore – SB XLVII

Individual with 10–or–More Receptions

By 49ers:	9/21/14	Michael Crabtree (10–80–1 TD) at Arizona
	1/6/96	Jerry Rice (11–117) vs. Green Bay – NFC–D
By Opponent:	11/29/15	Larry Fitzgerald (10–66) vs. Arizona
	1/20/13	Julio Jones (11–182–2 TDs) at Atlanta – NFC–C

Individual with 150–Yard Receiving Game

By 49ers:	10/13/13	Vernon Davis (8–180–2 TDs) vs. Arizona
	1/14/12	Vernon Davis (7–180–2 TDs) vs. New Orleans – NFC–D
By Opponent:	9/20/15	Antonio Brown (9–195–1 TD) at Pittsburgh
	1/20/13	Julio Jones (11–182–2 TDs) at Atlanta – NFC–C

Individual with 100–Yard Receiving Game

By 49ers:	10/18/15	Anquan Boldin (5–102) vs. Baltimore
	1/12/14	Anquan Boldin (8–136) at Carolina – NFC–D
By Opponent:	12/13/15	Brian Hartline (8–107) at Cleveland
	1/19/14	Doug Baldwin (6–106) at Seattle – NFC–C

Two 100–Yard Receivers in the Same Game

By 49ers:	10/7/12	Michael Crabtree (6–113–1 TD) & Vernon Davis (5–106) vs. Buffalo
	2/3/13	Michael Crabtree (5–109–1 TD) & Vernon Davis (6–104) vs. Baltimore – SB XLVII
By Opponent:	9/8/13	Jordy Nelson (7–130–1 TD) & Randall Cobb (7–108–1 TD) vs. Green Bay
	1/20/13	Julio Jones (11–182–2 TDs) & Roddy White (7–100) at Atlanta – NFC–C

THE LAST TIME ...

OFFENSIVE TOTALS

Consecutive 100-Yard Receiving Games

By 49ers:	10/11/15–10/18/15 1/14/12 – 1/12/14	Anquan Boldin (8–107–1 TD) at New York Giants; Anquan Boldin (5–102) vs. Baltimore Vernon Davis (7–180–2 TDs) vs. New Orleans – NFC–D; V. Davis (3–112–2 TDs) vs. New York Giants – NFC–C; Michael Crabtree (9–119–2 TDs) vs. Green Bay – NFC–D; Vernon Davis (5–106– 1 TD) at Atlanta –NFC–C; Michael Crabtree (5–109–1 TD) & Vernon Davis (6–104) vs. Baltimore – SB XLVII; Michael Crabtree (8–125) at Green Bay – NFC–WC; Anquan Boldin (8–136) at Carolina – NFC–D
By Opponent:	10/11/15–10/18/15 1/12/14–1/19/14	Odell Beckham Jr. (7–121–1 TD) at New York Giants; Steve Smith Sr. (7–137–1 TD) vs. Baltimore Ted Ginn, Jr. (4–104) at Carolina – NFC–D; Doug Baldwin (6–106) at Seattle – NFC–C

Pass Play of 80-or-More Yards

By 49ers:	10/13/14	80t, Colin Kaepernick to Brandon Lloyd at St. Louis
By Opponent:	10/11/09	90t, Matt Ryan to Roddy White vs. Atlanta

Pass Play of 60-or-More Yards

By 49ers:	12/6/15 1/22/12	71t, Blaine Gabbert to Torrey Smith at Chicago 73t, Alex Smith to Vernon Davis vs. New York Giants – NFC–C
By Opponent:	11/1/15 1/14/12	66t, Nick Foles to Tavon Austin at St. Louis 66t, Drew Brees to Jimmy Graham vs. New Orleans – NFC–D

Pass Play of 40-or-More Yards

By 49ers:	1/3/16 1/12/14	44, Blaine Gabbert to Bruce Ellington vs. St. Louis 45, Colin Kaepernick to Anquan Boldin at Carolina – NFC–D
By Opponent:	1/3/16 1/19/14	54, Case Keenum to Kenny Britt vs. St. Louis 51, Russell Wilson to Doug Baldwin at Seattle – NFC–C

Individual with Three-or-More Touchdown Receptions

By 49ers:	10/25/09 1/29/95	Vernon Davis (7–93–3 TDs) at Houston Jerry Rice (10–149–3 TDs) at San Diego – SB XXIX
By Opponent:	9/14/14 1/5/03	Brandon Marshall (5–48–3 TDs) vs. Chicago Amani Toomer (8–136–3 TDs) vs. New York Giants – NFC–WC

Individual with Two-or-More Touchdown Receptions

By 49ers:	11/8/15 1/12/13	Garrett Celek (2–12–2 TDs) vs. Falcons Michael Crabtree (9–119–2 TDs) vs. Green Bay – NFC–D
By Opponent:	11/22/15 1/20/13	Tyler Lockett (4–48–2 TDs) at Seattle Julio Jones (11–182–2 TDs) at Atlanta – NFC–D

Led Team in Both Rushing and Receiving Yards in the Same Game

By 49ers:	1/3/16 1/15/94	DuJuan Harris (16–67 rushing, 8–86 receiving) vs. St. Louis Ricky Watters (24–118 rushing, 5–46 receiving) vs. New York Giants – NFC–D
By Opponent:	10/12/08	Correll Buckhalter (18–93–1 TD rushing, 7–85 receiving) vs. Philadelphia

100-Yard Rusher & Receiver in the Same Game

By 49ers:	10/13/13 2/3/13	Frank Gore (25–101) & Vernon Davis (8–180–2 TDs) vs. Arizona Frank Gore (19–110–1 TD), Michael Crabtree (5–109–1 TD) & Vernon Davis (6–104) vs. Baltimore – SB XLVII
By Opponent:	12/13/15 1/19/14	Isaiah Crowell (20–145–2 TDs) & Brian Hartline (8–107) at Cleveland Marshawn Lynch (22–109–1 TD) & Doug Baldwin (6–106) at Seattle – NFC–C

100-Yard Rusher, 100-Yard Receiver & 300-Yard Passer in the Same Game

By 49ers:	10/7/12 2/3/13	Frank Gore (14–106–1 TD), Michael Crabtree (6–113–1 TD), Vernon Davis (5–106) & Alex Smith (24–18– 303–0 INTs–3 TDs) vs. Buffalo Frank Gore (19–110–1 TD), Michael Crabtree (5–109–1 TD), Vernon Davis (6–104) & Colin Kaepernick (28–16–302–1 INT–1 TD) vs. Baltimore – SB XLVII
By Opponent:	9/27/15 1/5/03	Chris Johnson (22–110–2 TDs), Larry Fitzgerald (9–134–2 TDs) & Carson Palmer (32–20–311–1 INT–2 TDs) at Arizona Tiki Barber (26–115–1 TD), Amani Toomer (8–136–3 TDs), & Kerry Collins (43–29–342–1 INT–4 TDs) vs. New York Giants – NFC–WC

Individual with at Least One Rushing and One Receiving Touchdown in the Same Game

By 49ers:	12/20/14 1/29/95	Bruce Ellington (3–12–1 TD rushing, 1–8–1 TD receiving) vs. San Diego Ricky Watters (15–47–1 TD rushing, 3–61–2 TDs receiving) at San Diego – SB XXIX
By Opponent:	11/22/15 1/23/94	Thomas Rawls (30–209–1 TD rushing, 3–46–1 TD receiving) at Seattle Emmitt Smith (23–88–1 TD rushing, 7–85–1 TD receiving) at Dallas – NFC–C

THE LAST TIME ...

OFFENSIVE TOTALS

Individual with at Least One Rushing Touchdown and One Touchdown Pass in the Same Game

By 49ers:	12/6/15	Blaine Gabbert (32–18–196–0 INTs–1 TD passing, 6–75–1 TD rushing) at Chicago
	1/12/14	Colin Kaepernick (28–15–196–0 INTs–1 TD passing, 8–15–1 TD rushing) at Carolina – NFC–D
By Opponent:	12/16/12	Tom Brady (65–36–443–2 INTs–1 TD passing, 3–11–1 TD rushing) at New England

No Turnovers

By 49ers:	12/13/15	49ers loss at Cleveland, 10–24
	1/12/14	49ers win at Carolina, 23–10 – NFC–D
By Opponent:	1/3/16	Rams loss vs. St. Louis, 16–19 (OT)
	1/5/14	Packers loss at Green Bay, 20–23 – NFC–WC

Touchdown Scored on First Drive

By 49ers:	12/27/15	49ers loss at Detroit, 17–32
	1/5/03	49ers win vs. New York Giants, 39–38 – NFC–WC
By Opponent:	11/22/15	Seahawks win at Seattle, 29–13
	2/3/13	Ravens win vs. Baltimore, 34–31 – SB XLVII

DEFENSIVE TOTALS

Held Opponent Under 200 Net Yards of Total Offense

By 49ers:	11/2/14	49ers loss vs. St. Louis, 10–13 (193; 91 rushing, 102 passing)
	1/15/94	49ers win vs. New York Giants, 44–3 (194; 41 rushing, 153 passing) – NFC–D
By Opponent:	11/1/15	Rams win at St. Louis, 27–6 (189; 38 rushing, 151 passing)
	1/4/97	Packers win at Green Bay, 35–14 (196; 68 rushing, 128 passing) – NFC–D

Held Opponent Under 300 Net Yards of Total Offense

By 49ers:	12/20/15	49ers loss vs. Cincinnati, 14–24 (242; 68 rushing, 174 passing)
	1/5/14	49ers win at Green Bay, 23–20 (281; 124 rushing, 157 passing) – NFC–WC
By Opponent:	12/13/15	Browns win at Cleveland, 24–10 (221; 71 rushing, 150 passing)
	1/12/03	Buccaneers win at Tampa Bay, 31–6 (228; 62 rushing, 166 passing) – NFC–D

Held Opponent Under 50 Yards Rushing

By 49ers:	11/8/15	49ers win vs. Atlanta, 17–16 (17)
	1/14/12	49ers win vs. New Orleans, 36–32 (37) – NFC–D
By Opponent:	11/1/15	Rams win at St. Louis, 27–6 (38)
	1/11/98	Packers win vs. Green Bay, 23–10 (33) – NFC–C

Held Opponent Under 75 Yards Rushing

By 49ers:	12/20/15	49ers loss vs. Cincinnati, 14–24 (68)
	1/14/12	49ers win vs. New Orleans, 36–32 (37) – NFC–D
By Opponent:	12/20/15	Bengals win vs. Cincinnati, 24–14 (55)
	1/12/03	Buccaneers win vs. Tampa Bay, 31–6 (62) – NFC–D

Held Opponent Under 100 Yards Rushing

By 49ers:	12/27/15	49ers loss at Detroit, 17–32 (87)
	1/12/14	49ers win at Carolina, 23–10 (93) – NFC–D
By Opponent:	12/20/15	Bengals win vs. Cincinnati, 24–14 (55)
	1/12/03	Buccaneers win vs. Tampa Bay, 31–6 (62) – NFC–D

Held Opponent Under 100 Net Yards Passing

By 49ers:	11/23/14	49ers win vs. Washington, 17–13 (77)
	1/4/97	49ers loss at Green Bay, 35–14 (71) – NFC–D
By Opponent:	10/22/15	Seahawks win vs. Seattle, 20–3 (81)

Held Opponent Under 150 Net Yards Passing

By 49ers:	12/14/14	49ers loss at Seattle, 7–17 (138)
	1/4/97	49ers loss at Green Bay, 14–35 (71) – NFC–D
By Opponent:	10/22/15	Seahawks win vs. Seattle, 20–3 (81)
	1/19/14	Seahawks win at Seattle, 23–17 (147) – NFC–C

Interception Return for a Touchdown

By 49ers:	12/6/15	Jimmie Ward, 29 (QB Jay Cutler) at Chicago
	1/3/98	Ken Norton, 23 (QB Randall Cunningham) vs. Minnesota – NFC–D
By Opponent:	9/27/15	Justin Bethel, 21 (QB Colin Kaepernick) & Tyrann Mathieu, 33 (QB Colin Kaepernick) at Arizona
	1/12/13	Sam Shields, 52 (QB Colin Kaepernick) vs. Green Bay – NFC–D

THE LAST TIME ...

DEFENSIVE TOTALS

Individual with Three–or–More Interceptions

By 49ers: 10/8/06 Walt Harris (1–Andrew Walter, 2–Marcus Tuiasosopo) vs. Oakland
By Opponent: 11/20/77 Bill Simpson (1–Scott Bull, 2–Jim Plunkett) vs. Los Angeles Rams

Individual with Two–or–More Interceptions

By 49ers: 11/16/14 Chris Borland (2 – QB Eli Manning) at New York Giants
1/15/95 *Eric Davis (2 – QB Troy Aikman) vs. Dallas – NFC–C*
By Opponent: 9/27/15 Tyrann Mathieu (2 – QB Colin Kaepernick) at Arizona
1/9/99 *William White (2 – QB Steve Young) at Atlanta – NFC–D*

Seven–or–More Sacks by Team

By 49ers: 1/3/10 49ers win at St. Louis, 28–6 (8)
1/6/85 *49ers win vs. Chicago, 23–0 (9) – NFC–C*
By Opponent: 12/3/15 Browns win at Cleveland, 24–10 (9)

Six–or–More Sacks by Team

By 49ers: 11/25/13 49ers win at Washington, 27–6 (6)
1/22/12 *49ers loss vs. New York Giants, 17–20 (OT) (6) – NFC–C*
By Opponent: 12/3/15 Browns win at Cleveland, 24–10 (9)

Five–or–More Sacks by Team

By 49ers: 10/22/15 49ers loss vs. Seattle, 3–20 (5)
1/12/14 *49ers win at Carolina, 23–10 (5) – NFC–D*
By Opponent: 12/3/15 Browns win at Cleveland, 24–10 (9)

Individual with Three–or–More Sacks

By 49ers: 11/19/12 Aldon Smith (5.5 sacks of QB Jason Campbell) vs. Chicago
1/9/93 *Pierce Holt (3.0 of QB Mark Rypien) vs. Washington – NFC–D*
By Opponent: 11/22/15 Cliff Avril (2.0 of QB Blaine Gabbert) at Seattle
1/17/93 *Tony Casillas (3.0 of QB Steve Young) vs. Dallas – NFC–C*

Individual with Two–or–More Sacks

By 49ers: 10/22/15 Aaron Lynch (2.0 of QB Russell Wilson) & Ahmad Brooks (2.0 of QB Russell Wilson) vs. Seattle
1/19/14 *Aldon Smith (2.0 of QB Russell Wilson) at Seattle – NFC–C*
By Opponent: 12/20/15 Geno Atkins (2.0 of QB Blaine Gabbert) vs. Cincinnati
2/3/13 *Paul Kruger (2.0 of QB Colin Kaepernick) vs. Baltimore – SB XLVII*

Fumble Recovered for Touchdown

By 49ers: 9/7/14 Chris Culliver recovered a Demarco Murray fumble and returned it 35 yards at Dallas
12/26/71 *Bob Hoskins recovered a Bruce Gossett fumble in end zone vs. Washington – NFC–D*
By Opponent: 12/20/14 Corey Liuget recovered a Colin Kaepernick fumble in the end zone vs. San Diego
1/4/97 *Antonio Freeman recovered an Edgar Bennet fumble in end zone at Green Bay – NFC–D*

SPECIAL TEAMS TOTALS

Kickoff Return for a Touchdown

By 49ers: 9/11/11 Ted Ginn Jr., 102 yards vs. Seattle
1/11/98 *Chuck Levy, 95 yards vs. Green Bay – NFC–C*
By Opponent: 12/12/10 Leon Washington, 92 yards vs. Seattle
2/3/13 *Jacoby Jones, 108 yards vs. Baltimore – SB XLVII*

Kickoff Return for a Touchdown on the Opening Kickoff

By 49ers: 11/10/08 Allen Rossum, 104 yards at Arizona
12/23/72 *Vic Washington, 97 yards vs. Dallas – NFC–D*
By Opponent: (could not find an instance when it occurred)

Punt Return for a Touchdown

By 49ers: 9/11/11 Ted Ginn Jr., 55 yards vs. Seattle
By Opponent: 9/28/14 Darren Sproles, 82 yards vs. Philadelphia
1/4/97 *Desmond Howard, 71 yards at Green Bay – NFC–D*

THE LAST TIME ...

SPECIAL TEAMS TOTALS

Blocked Punt Recovered for Touchdown

By 49ers:	10/3/10	Taylor Mays recovered Michael Koenen's punt (blocked by Dominique Zeigler) in the end zone at Atlanta
By Opponent:	9/28/14	Brad Smith recovered Andy Lee's punt (blocked by Trey Burton) in the end zone vs. Philadelphia

Blocked Punt

By 49ers:	9/14/14	Aaron Lynch blocked Patrick O'Donnell's punt vs. Chicago
	1/6/90	Spencer Tillman blocked Bucky Scribner's punt vs. Minnesota – NFC–D
By Opponent:	9/28/14	Trey Burton blocked Andy Lee's punt vs. Philadelphia
	12/16/71	Jon Jaqua blocked Steve Spurrier's punt vs. Washington – NFC–D

Blocked PAT

By 49ers:	11/22/15	Ian Williams blocked a PAT attempt by Steven Hauschka at Seattle
By Opponent:	12/6/15	Eddie Goldman blocked a PAT attempt by Phil Dawson at Chicago

Missed (not blocked) PAT

By 49ers:	10/12/03	Owen Pochman at Seattle
By Opponent:	11/29/15	Chandler Catanzaro vs. Arizona

Blocked Field Goal

By 49ers:	1/3/16	Dontae Johnson blocked a 48-yard attempt by Greg Zuerlein vs. St. Louis
By Opponent:	12/20/15	Carlos Dunlap blocked a 41-yard attempt by Phil Dawson vs. Cincinnati

Blocked Field Goal returned for a TD

By 49ers:	9/27/09	Nate Clements, 59-yard return after Ray McDonald blocked a 44-yard attempt by Ryan Longwell at Minnesota
By Opponent:	12/23/12	Richard Sherman, 90-yard return after Red Bryant blocked a 21-yard attempt by David Akers at Seattle

Individual with Five-or-More Field Goals

By 49ers:	10/5/14	Phil Dawson (5–5) vs. Kansas City
By Opponent:	10/2/05	Neil Rackers (6–6) at Arizona
	1/20/91	Matt Bahr (5–6) vs. New York Giants – NFC–C

Individual with Four-or-More Field Goals

By 49ers:	1/3/16	Phil Dawson (4–4) vs. St. Louis
	1/24/82	Ray Wersching (4–4) at Cincinnati – SB XVI
By Opponent:	12/27/15	Matt Prater (4–4) at Detroit
	1/20/91	Matt Bahr (5–6) vs. New York Giants – NFC–C

Individual with Three-or-More Field Goals

By 49ers:	1/3/16	Phil Dawson (4–4) vs. St. Louis
	1/12/14	Phil Dawson (3–3) at Carolina – NFC–D
By Opponent:	1/3/16	Greg Zuerlein (3–5) vs. St. Louis
	1/19/14	Steven Hauschka (3–3) at Seattle – NFC–C

Successful Onsides Kick

By 49ers:	12/20/15	Phil Dawson kick recovered by 49ers Nick Bellore vs. Cincinnati (4th Q)
By Opponent:	11/16/14	Josh Brown kick recovered by Giants Mark Herzlich at New York Giants (3rd Q)

Failed Onsides Kick Attempt

By 49ers:	12/13/15	Phil Dawson kick recovered by Jim Dray at Cleveland (4th Q)
By Opponent:	10/13/14	Johnny Hekker kick recovered by Stevie Johnson at St. Louis (4th Q)
	1/12/13	Mason Crosby kick recovered by Delanie Walker vs. Green Bay (4th Q) – NFC–D



MONDAY, SEPTEMBER 14

MINNESOTA 3, SAN FRANCISCO 20

LEVI'S STADIUM



Behind five sacks and an interception from a swarming defense, and 168 rushing yards and two touchdowns from RB Carlos Hyde, the 49ers defeated the Vikings, 20-3, in the season opener on ESPN's Monday Night Football at Levi's Stadium. Head Coach Jim Tomsula made his head coaching debut after previously serving as the team's interim head coach in 2010 for one game. At the onset, both the 49ers and Vikings defenses held the upper hand. After Minnesota blocked 28-yard FG attempt by K Phil Dawson, the San Francisco defense held strong to force a missed FG attempt by the Vikings to keep the score knotted at zero. The defensive battle continued over the next six possessions, as both teams were held scoreless through the midway point of the second quarter. Starting on their own 7-yard line, QB Colin Kaepernick and the 49ers offense found their rhythm and executed an 11-play drive. RB Carlos Hyde, making his first career start, capped off the impressive sequence with a 10-yard touchdown run to give San Francisco the lead heading into halftime, 7-0. The 49ers defense continued to stifle the Vikings offense, as they forced their fourth punt of the night to open the second half. On the 49ers first offensive possession of the third quarter, a key 12-yard scramble on third down by Kaepernick kept the drive alive and allowed Dawson to convert his first FG of the night, a 30-yard attempt to push the 49ers lead to 10-0. Minnesota would finally find their way onto the scoreboard early in the fourth quarter, as K Blair Walsh knocked through a 37-yard FG attempt. After a touchback, the offense embarked on its second long touchdown drive of the night. After Kaepernick hit TE Vernon Davis on a 19-yard crossing route, the 49ers QB found WR Anquan Boldin for the 94th reception of his career, moving him into 13th place on the all-time NFL career receptions list. Hyde finished off the 10-play drive with his second touchdown of the night, a 17-yard run to put the 49ers up 17-3. Hyde finished his first-career start with 168 rushing yards and two touchdowns. His 168 rushing yds. are the most by a 49ers running back in their first start with the team, since 1970. The San Francisco defense would come up big once again as CB Tramaine Brock intercepted QB Teddy Bridgewater on the ensuing drive and returned it 26-yards to the Vikings 30-yard line. Making good on the field position, Dawson converted his second FG of the night, a 25-yard attempt to put the 49ers up for good at 20-3. On the Vikings final possession, LB Aaron Lynch took down QB Teddy Bridgewater on fourth down to seal the win for the 49ers. With the win, the 49ers have now won their fifth consecutive season opener for the second time in franchise history (1992-96) and have won seven straight games on Monday Night Football, each of them by 10-or-more points. Head Coach Jim Tomsula became the seventh 49ers head coach to win the season opener in his first year as head coach. He is just the fifth coach to do so at home.

NOTES: The 49ers have now won their fifth consecutive season opener for the second time in franchise history (1992-96) ... Head Coach **Jim Tomsula** became the seventh 49ers head coach to win the season opener in his first year as head coach. He is just the fifth coach to do so at home ... **San Francisco** has now won seven straight games on *Monday Night Football*, each of them by 10-or-more points. The 49ers improved to 47-25 all-time on *Monday Night Football*, extending their record for the most wins on Monday nights ... **San Francisco** takes a 23-22-1 lead in the all-time series against Minnesota and defeated the Vikings for the first time since 2006 ... The 49ers move to 45-27-1 against NFC opponents since 2009 ... The 49ers rushed for 230 yds. and 2 TDs on 39 carries, setting the franchise record for the most rushing yds. by the team in Week 1 ... In his first career start, RB **Carlos Hyde** rushed for 168 yds. and 2 TDs on 26 carries (6.9 avg.). According to the Elias Sports Bureau, **Hyde's** 168 rushing yds. are the most by a 49ers running back in their first start with the team, since 1970 ... **Hyde** became the first 49ers running back to rush for over 100 yds. on opening day since RB Frank Gore rushed for 112 yds. at GB (9/9/12) ... **Hyde's** 168 rushing yds. were the most in the NFL in Week 1 ... **Hyde** became the first 49ers RB with 100-or-more rushing yds. and two-or-more rushing TDs in a Week 1 game since RB Garrison Hearst [20 carries for 187 yds. and 2 TDs vs. NYJ (9/6/98)] ... QB **Colin Kaepernick** became the first quarterback in franchise history to win each of his first three starts in season openers ... **Kaepernick** improved to 5-0 on *Monday Night Football*, becoming the fourth quarterback all-time to start his career with 5 straight wins on MNF ... WR **Anquan Boldin** recorded 4 recepts. for 36 yds. against the Vikings. He moved passed WR Derrick Mason (943) and now ranks 14th in NFL history with 944 career receptions ... The 49ers defense held the Vikings to just 71 yds. rushing on 17 carries and limited RB Adrian Peterson to 31 yds. on 10 carries (3.1 avg.) ... The 49ers defense registered registered 5.0 sacks for 54 yards ... In his NFL debut, rookie S **Jaquiski Tarta** brought down Vikings QB Teddy Bridgewater for his first career sack ... DT **Tank Carradine** registered 1.0 sack, the fourth of his career ... S **Antoine Bethea** registered 1.0 sack and how has 5.5 for his career. It marked Bethea's first sack since 10/13/14 at StL ... LB **NaVorro Bowman** brought own Bridgewater for a 6-yd. loss and his 10th career sack. It marked his first sack since 12/29/13 at Arz. ... LB **Aaron Lynch** registered the 7th sack of his career ... CB **Tramaine Brock** intercepted QB Teddy Bridgewater for his eighth career INT and first since 12/23/13 vs. Atl.

	1st	2nd	3rd	4th	Pts
Minnesota	0	0	0	3	3
San Francisco	0	7	3	10	20

SF - C. Hyde, 10 run (P. Dawson) (11-93, 4:58)
 SF - P. Dawson, 30 FG (14-73, 5:42)
 MIN - B. Walsh, 37 FG (11-66, 4:49)
 SF - C. Hyde, 17 run (P. Dawson) (10-80, 5:13)
 SF - P. Dawson, 25 FG (5-23, 2:14)

TEAM STATISTICS	MIN	SF
First Downs	17	25
Net Yards Gained	248	395
Rushes/Yards	17/71	39/230
Net Yards Passing	177	165
Att/Comp/INT	32/23/1	26/17/0
Sacked/Yards Lost	5/54	1/0
Punts/Average	4/37.5	3/46.7
Fumbles/Lost	0/0	1/1
Penalties/Yards	5/25	8/57
Time of Possession	26:58	33:02
3rd Down Efficiency	1/9 (11%)	5/12 (42%)

RUSHING: VIKINGS - A. Peterson 10-31, J. McKinnon 3-20, T. Bridgewater 3-16, M. Asiata 1-4 ... **49ERS** - C. Hyde 26-168-2 TDs, C. Kaepernick 7-41, J. Hayne 4-13, R. Bush 2-8.

RECEIVING: VIKINGS - M. Wallace 6-63, K. Rudolph 5-53, A. Peterson 3-21, M. Asiata 2-28, C. Johnson 2-27, J. McKinnon 2-8, J. Wright 1-27, R. Ellison 1-3, C. Patterson 1-1 ... **49ERS** - A. Boldin 4-36, V. Davis 3-47, G. Celek 3-40, C. Hyde 2-14, B. Ellington 2-5, T. Smith 1-11, J. Hayne 1-7, V. McDonald 1-5.

PASSING: VIKINGS - T. Bridgewater 32-23-231-1-0 TDs ... **49ERS** - C. Kaepernick 26-17-165-0-0 TDs.

INTs: VIKINGS - None ... **49ERS** - T. Brock 1-26.

SACKS: VIKINGS - C. Greenway 0.5-0, E. Griffen 0.5-0 ... **49ERS** - A. Lynch 1-14, J. Tarta 1-14, A. Bethea 1-10, T. Carradine 1-10, N. Bowman 1-6.

49ERS TURNOVER RATIO: 0 (MIN: 0 fumbles, 1 INT/SF: 1 fumble, 0 INTs).

Weather: Partly Cloudy
Temperature: 70 degrees
Wind: South 5 mph
Playing Surface: Grass
Time: 2:49
Attendance: 70,799





SUNDAY, SEPTEMBER 20

SAN FRANCISCO 18, PITTSBURGH 43

HEINZ FIELD



The 49ers fell to the Pittsburgh Steelers in their first road game of the season 43–18 at Heinz Field. Despite the loss, 49ers QB Colin Kaepernick had one of the most prolific passing days of his career as he registered a career–high 33 completions and 335 yds. passing, the fourth time in the regular season he has thrown for 300–or–more yds. On the first offensive possession of the game, Pittsburgh QB Ben Roethlisberger connected with TE Heath Miller for a 2–yd. TD and then found WR Antonio Brown for the 2–point conversion to put the Steelers up 8–0. As the 49ers offense took the field, Kaepernick orchestrated a 17–play drive deep into Pittsburgh territory, and K Phil Dawson would cap off the long drive with a 47–yd. FG. On the ensuing drive, Steelers RB DeAngelo Williams would find the end zone on a 2–yd. run, and Roethlisberger converted the 2–point conversion on a pass to Miller to give Pittsburgh a 16–3 lead. After a fumbled handoff exchange between Kaepernick and RB Carlos Hyde in 49ers territory gave the Steelers good field position, Roethlisberger found WR Darius Heyward–Bey from 35–yds. out to extend the lead to 22–3 midway through the second quarter. With just under two minutes left in the half, Williams found the end zone for the second time, giving the Steelers a 29–3 halftime lead. After no scoring in the third quarter, Kaepernick marched the offense down the field, covering 64–yards in 1:51, and found WR Anquan Boldin for a 14–yard touchdown pass, bringing the score to 29–10. Boldin would finish the day with 6 rec. for 60 yds., with the TD being the 71st of his career. The Steelers would answer right back however, as Williams reached the end zone for the third time on the day, a 1–yd. run to push the lead back up 26. On the 49ers next possession, Kaepernick connected with WR Torrey Smith on a 75–yd. TD strike, and converted the 2–point conversion to Smith to cut the deficit to 18. The 75–yd TD marked Smith’s first TD as a member of the 49ers and the longest recept. of his career. However, Roethlisberger continued his strong performance, finding Brown for a 7–yd TD pass to close out the scoring at 43–18 in favor of the Steelers.

NOTES: WR **Torrey Smith** took a QB **Colin Kaepernick** pass 75 yds. for his first TD as a member of the 49ers ... It marked the longest recept. of **Smith’s** career and his longest TD since 9/25/11 at StL (74t), as a member of the Baltimore Ravens ... **Smith** finished the game with 120 yds. on 6 receipts., going over 100 yds. receiving for the first time with the 49ers. It was the 7th 100–yd. game of **Smith’s** career and first since 10/6/13 at Mia. (6 receipts. for 121 yds.) ... WR **Anquan Boldin** recorded his first TD of 2015 and 71st of his career, as he found the end zone on a 14–yd. pass from **Kaepernick** ... **Boldin** finished the game with 6 receipts. for 60 yds. and 1 TD ... **Kaepernick** registered his 4th career 300–yd. passing game, completing 33 of 46 atts. for 335 yds., 2 TDs and a QB rating of 106.7 ... **Kaepernick’s** 33 comps. were the most by a 49ers quarterback in a single game since 10/10/04 vs. Arz. [Tim Rattay (38 of 57 for 417 yds., 2 TDs, 0 INTs)].

	1st	2nd	3rd	4th	Pts
San Francisco	0	3	0	15	18
Pittsburgh	8	21	0	14	43

PIT	– H. Miller, 2 pass from B. Roethlisberger (B. Roethlisberger–A. Brown pass) (8–83, 3:19)
SF	– P. Dawson, 47 FG (17–58, 8:53)
PIT	– De. Williams, 2 run (B. Roethlisberger–H. Miller pass) (7–80, 2:20)
PIT	– D. Heyward–Bey, 35 pass from B. Roethlisberger (kick failed, hlu) (1–35, 0:07)
PIT	– De. Williams, 2 run (J. Scobee) (6–42, 2:42)
SF	– A. Boldin, 14 pass from C. Kaepernick (P. Dawson) (6–64, 1:51)
PIT	– De. Williams, 1 run (J. Scobee) (6–80, 2:51)
SF	– T. Smith, 75 pass from C. Kaepernick (C. Kaepernick–T. Smith pass) (2–80, 0:42)
PIT	– A. Brown, 7 pass from B. Roethlisberger (J. Scobee) (5–80, 2:00)

TEAM STATISTICS	SF	PIT
First Downs	27	21
Net Yards Gained	409	453
Rushes/Yards	31/111	25/84
Net Yards Passing	298	369
Att/Comp/INT	46/33/0	27/21/0
Sacked/Yards Lost	5/37	0/0
Punts/Average	4/42.8	3/47.3
Fumbles/Lost	2/1	0/0
Penalties/Yards	7/46	7/58
Time of Possession	36:59	23:01
3rd Down Efficiency	7/17 (41%)	6/10 (60%)

RUSHING: 49ERS – C. Kaepernick 9–51, C. Hyde 13–43, M. Davis 7–14, J. Hayne 2–3 ... **STEELERS** – De. Williams 20–77–3 TDs, J. Todman 1–11, B. Roethlisberger 1–(–1), M. Vick 3–(–3).

RECEIVING: 49ERS – T. Smith 6–120–1 TD, A. Boldin 6–60–1 TD, V. Davis 5–62, Q. Patton 4–25, C. Hyde 4–18, D. White 2–18, G. Celek 2–10, M. Davis 2–4, B. Bell 1–11, B. Miller 1–7 ... **STEELERS** – A. Brown 9–195–1 TD, D. Heyward–Bey 4–77–1 TD, De. Williams 4–15, M. Wheaton 2–67, H. Miller 2–15–1 TD.

PASSING: 49ERS – C. Kaepernick 46–33–335–0–2 TDs ... **STEELERS** – B. Roethlisberger 27–21–369–0–3 TDs.

INTs: 49ERS – None ... **STEELERS** – None.

SACKS: 49ERS – None ... **STEELERS** – S. Tuitt 1.5–7, R. Shazier 1–17, C. Heyward 1–7, B. Dupree 1–3, A. Moats 0.5–3.

49ERS TURNOVER RATIO: –1 (SF: 1 fumble, 0 INTs/PIT: 0 fumbles, 0 INTs).

Weather: Partly Cloudy
Temperature: 66 degrees
Wind: North Northeast 10 mph
Playing Surface: Grass
Time: 3:04
Attendance: 66,472





SUNDAY, SEPTEMBER 27
SAN FRANCISCO 7, ARIZONA 47
UNIVERSITY OF PHOENIX STADIUM



In their first NFC West battle of the season, the 49ers lost on the road to the Arizona Cardinals 47–7 in front of 63,663 fans at University of Phoenix Stadium in Glendale. The Cardinals defense set the tone early, as CB Justin Bethel and S Tyrann Mathieu returned interceptions of QB Colin Kaepernick for TDs on the 49ers first two offensive possessions. After the two teams traded punts in the first quarter, Cardinals RB Chris Johnson finished off a 10–play drive with a 6 yd. rushing TD on the first play of the second quarter to extend the lead to 21–0. On Arizona’s next offensive possession, Johnson found the end zone for the second time in the quarter, this time from 1–yd. out, giving the home team a 28–0 advantage. Late in the half, the 49ers offense would get on the board, which was set up by a 37–yd. punt return by RB Jarryd Hayne. A few plays later, Kaepernick sprinted to his left and reached the end zone for a 12–yd TD with just over 2 minutes remaining in the second quarter. On the Cardinals next possession, 49ers CB Kenneth Acker registered the first INT of his career, picking off QB Carson Palmer at the San Francisco 19–yd. line. However, Mathieu grabbed the ball right back for the Cardinals, intercepting Kaepernick with 42 seconds remaining. As time expired in the first half, Arizona K Chandler Catanzaro knocked through a 22–yd. FG, giving the Cardinals a 31–3 half time lead. Arizona continued it’s strong play to open the second half, as Palmer connected with WR Larry Fitzgerald for a 4–yd TD early in the third quarter. After RB Carlos Hyde was taken down in the end zone for a safety, Palmer rounded out the scoring with an 8–yd. TD pass to Fitzgerald midway through the fourth quarter to bring the final score to 47–7.

NOTES: WR **Anquan Boldin** recorded 2 recepts. for 16 yds. against the Cardinals. He moved passed WR Andre Reed (951) and now ranks 13th in NFL history with 952 career recepts. ... CB **Kenneth Acker** registered the first INT of his NFL career ... DL **Arik Armstead** recorded the first sack of his NFL career ... QB **Colin Kaepernick** registered the 11th rushing TD of his career.

	1st	2nd	3rd	4th	Pts
San Francisco	0	7	0	0	7
Arizona	14	17	9	7	47

ARZ – J. Bethel, 21 INT return (C. Catanzaro)
ARZ – T. Mathieu, 33 INT return (C. Catanzaro)
ARZ – C. Johnson, 6 run (C. Catanzaro) (10–81, 5:58)
ARZ – C. Johnson, 1 run (C. Catanzaro) (9–81, 4:04)
SF – C. Kaepernick, 12 run (P. Dawson) (3–19, 1:05)
ARZ – C. Catanzaro, 22 FG (5–21, 0:30)
ARZ – L. Fitzgerald, 4 pass from C. Palmer (C. Catanzaro) (4–58, 2:18)
ARZ – C. Hyde tackled in end zone by K. Minter for a Safety
ARZ – L. Fitzgerald, 8 pass from C. Palmer (C. Catanzaro) (13–79, 7:42)

TEAM STATISTICS	SF	ARZ
First Downs	10	28
Net Yards Gained	156	446
Rushes/Yards	29/103	37/139
Net Yards Passing	53	307
Att/Comp/INT	19/9/4	32/20/1
Sacked/Yards Lost	2/14	1/4
Punts/Average	6/47.2	4/36.0
Fumbles/Lost	1/0	2/0
Penalties/Yards	6/45	4/24
Time of Possession	23:28	36:32
3rd Down Efficiency	4/12 (33%)	6/13 (46%)

RUSHING: 49ERS – C. Hyde 15–51, C. Kaepernick 7–46–1 TD, M. Davis 7–6
... CARDINALS – C. Johnson 22–110–2 TDs, D. Johnson 7–25, S. Taylor 4–6, C. Palmer 1–1, D. Stanton 3–(–3).

RECEIVING: 49ERS – G. Celek 3–29, A. Boldin 2–16, C. Hyde 1–10, Q. Patton 1–7, M. Davis 1–5, B. Bell 1–0 ... **CARDINALS** – L. Fitzgerald 9–134–2 TDs, Jo. Brown 3–62, D. Johnson 3–16, J. Gresham 2–34, C. Johnson 1–40, D. Fells 1–13, M. Floyd 1–12.

PASSING: 49ERS – C. Kaepernick 19–9–67–4–0 TDs ... **CARDINALS** – C. Palmer 32–20–311–1–2 TDs.

INTs: 49ERS – K. Acker 1–0 ... **CARDINALS** – T. Mathieu 2–50–1 TD, J. Bethel 1–21–1 TD, J. Powers 1–0.

SACKS: 49ERS – A. Armstead 1–4 ... **CARDINALS** – F. Rucker 1–7, L. Woodley 1–7.

49ERS TURNOVER RATIO: –3 (SF: 0 fumbles, 4 INTs/ARZ: 0 fumbles, 1 INT).

Weather: Dome
Playing Surface: Grass
Time: 2:53
Attendance: 63,663





SUNDAY, OCTOBER 4

GREEN BAY 17, SAN FRANCISCO 3

LEVI'S STADIUM



The Green Bay Packers defeated the 49ers 17–3 at Levi's® Stadium in front of 70,799 fans. The San Francisco defense held strong all game, giving up just 224 yards passing to one of the league's most explosive offenses. LB Aaron Lynch kept the pressure on QB Aaron Rodgers, registering 2 of the 49ers 3 sacks, giving him the first multi-sack game of his career. On the opening possession, Rodgers drove the Packers offense 80 yards on 12 plays, eventually finding TE Richard Rodgers in the back of the end zone from 9 yards out to give Green Bay an early 7–0 advantage. The next six combined offensive possessions for both teams resulted in punts, until QB Colin Kaepernick and the 49ers offense took the field with 10:48 remaining in the second quarter. WR Quinton Patton would come in motion as the ball was snapped, and Kaepernick made a quick forward shovel pass to Patton behind the line of scrimmage, who turned the corner around the left end and sprinted for a career-long 40-yard reception. Patton finished the game with 53 rec. yards, a new career-high. The explosive play from the 49ers offense set up a 33-yd. FG from K Phil Dawson, making the score 7–3. With 12 seconds remaining in the first half and the Packers inside the red zone, LB Ahmad Brooks sacked Rodgers for a 9-yd. loss, the 42nd sack of his career. Packers K Mason Crosby would miss the 44-yd. FG as time expired, keeping the score at 7–3 heading into half time. After San Francisco punted on the opening possession of the second half, Rodgers led the Green Bay offense 61 yards on 9 plays, as FB John Kuhn dove into the end zone from 1-yard out to extend the road team's lead to 14–3. On the ensuing Packers possession, Crosby knocked through a 31-yd. FG to round out the scoring at 17–3 in favor of Green Bay.

NOTES: The **49ers defense** registered 3.0 sacks of Packers QB Aaron Rodgers, marking the most sacks against him in a game since 11/30/14 (3.0 sacks by New England) ... LB **Aaron Lynch** registered 2.0 sacks on the day, marking the first multi-sack game of his career ... He now has 9.0 sacks for his career and has registered at least 1.0 sack in six of his last seven games at Levi's® Stadium ... LB **Ahmad Brooks** brought down Packers QB Aaron Rodgers for his first sack of the season. He now has 42.0 sacks for his career ... WR **Quinton Patton** finished the game with 2 receipts. for a career-high 53 rec. yds. (26.5 avg.) ... His previous career high was 35 rec. yds. vs. Arz. (12/28/14).

	1st	2nd	3rd	4th	Pts
Green Bay	7	0	10	0	17
San Francisco	0	3	0	0	3

- GB** – R. Rodgers, 9 pass from A. Rodgers (M. Crosby) (12–80, 5:58)
- SF** – P. Dawson, 33 FG (12–57, 6:23)
- GB** – J. Kuhn, 1 run (M. Crosby) (9–61, 4:33)
- GB** – M. Crosby, 31 FG (8–35, 4:38)

TEAM STATISTICS	GB	SF
First Downs	18	8
Net Yards Gained	362	196
Rushes/Yards	33/162	19/77
Net Yards Passing	200	119
Att/Comp/INT	32/22/0	25/13/1
Sacked/Yards Lost	3/24	6/41
Punts/Average	6/39.2	6/41.2
Fumbles/Lost	0/0	3/0
Penalties/Yards	8/65	4/30
Time of Possession	36:34	23:26
3rd Down Efficiency	5/15 (33%)	4/13 (31%)

RUSHING: PACKERS – E. Lacy 18–90, A. Rodgers 3–33, J. Starks 9–28, T. Montgomery 2–10, J. Kuhn 1–1 TD ... **49ERS** – C. Kaepernick 10–57, C. Hyde 8–20, R. Bush 1–0.

RECEIVING: PACKERS – J. Jones 5–98, R. Rodgers 5–45–1 TD, R. Cobb 5–44, T. Montgomery 3–15, J. Starks 2–11, J. Kuhn 1–8, E. Lacy 1–3 ... **49ERS** – G. Celek 3–26, A. Boldin 3–12, T. Smith 2–54, Q. Patton 2–53, V. McDonald 1–7, R. Bush 1–6, C. Hyde 1–2.

PASSING: PACKERS – A. Rodgers 32–22–224–0–1 TD ... **49ERS** – C. Kaepernick 25–13–160–1–0 TDs.

INTs: PACKERS – S. Shields 1–0 ... **49ERS** – None.

SACKS: PACKERS – N. Perry 2–12, C. Matthews 1–8, M. Neal 1–8, J. Elliot 1–7, J. Peppers 1–6 ... **49ERS** – A. Lynch 2–15, A. Brooks 1–9.

49ERS TURNOVER RATIO: –1 (GB: 0 fumbles, 0 INTs/SF: 0 fumbles, 1 INT).

Weather: Sunny
Temperature: 74 degrees
Wind: Southeast 5 mph
Playing Surface: Grass
Time: 2:50
Attendance: 70,799





SUNDAY, OCTOBER 11

SAN FRANCISCO 27, NEW YORK GIANTS 30

METLIFE STADIUM



The 49ers dropped a closely contested battle on *Sunday Night Football* to the New York Giants, 30–27, at MetLife Stadium. The San Francisco offense got on the board early, as K Phil Dawson finished off an 8–play opening drive with a 43–yd. FG to give the 49ers an early 3–0 advantage. The Giants would tie the score at 3–3 as K Josh Brown knocked through a 22–yd. FG midway through the first quarter. After the 49ers punted on their second possession, New York QB Eli Manning took the Giants offense 81–yds. on 14 plays, eventually finding RB Shane Vereen on a 2–yd. pass to give the home team a 10–3 lead. With under four minutes remaining in the half, the teams traded FGs, as Brown converted from 41–yds. and Dawson knocked through a 22–yd. attempt to bring the score to 13–6. With five seconds left in the half, Manning had the Giants offense in the red zone, but 49ers CB Tramaine Brock intercepted a pass in the end zone intended for WR Odell Beckham Jr. to keep it a one–score game. The INT was Brock’s 2nd of the season and 9th of his career. After forcing a New York punt to open the second half, 49ers QB Colin Kaepernick went to work orchestrating a 10–play, 88–yd. drive. He connected with WR Anquan Boldin for a 43–yd. gain on the third play of the drive, and found Boldin again on a 3–yd. TD pass to tie the game at 13–13. Boldin registered 8 receptions for 107 yds. and 1 TD on the night, marking his 37th career game with 100–or–more rec. yds. and his first since 11/23/14 vs. Was. (137 yds.). The teams would trade punts on the next two drives, before Manning took the New York offense 61–yds. on 7–plays, connecting with Beckham Jr. on a 17–yd. TD pass to put the Giants up 20–13 late in the third quarter. On the ensuing possession, Kaepernick kept San Francisco in rhythm, driving the offense 80 yds. and finishing off the 11–play drive with a 5–yd. TD pass to TE Garrett Celek, the first TD recept. of his NFL career, to tie the score at 20–20. On the next drive, the 49ers defense held strong at their own 5–yd. line, forcing the Giants into a 24–yd. FG from Brown. Taking over at their own 20, Kaepernick completed two long passes in a row, finding WR Torrey Smith for 25 yds. and Boldin for 26 yds., setting the Niners offense up with a first down deep in Giants territory. RB Carlos Hyde did the rest from there, rushing four times for 29 yds. and pounding his way into the end zone from 2–yds. out to give San Francisco a 27–23 lead with just under two minutes remaining. Hyde finished the game with 21 carries for 93 yds. (4.4 avg.) and 1 TD, his 3rd of the season. However, with the Giants final possession, Manning took the offense 82–yds. in 84 seconds, finding TE Larry Donnell for a 12–yd. TD pass with 21 seconds remaining, securing the win for New York by a final score of 30–27.

NOTES: Entering the game, the Giants defense had been holding opponents to a NFL–leading 69.8 rushing yds. per game and a 3.1 avg. The **49ers offense** rushed for 124 yds. on 27 atts. (4.6 avg.) on the night ... RB **Carlos Hyde** finished the game with 21 carries for 93 yds. (4.4 avg.) and 1 TD, his 3rd TD of the season ... The **49ers offense** converted 8 of 14 third down atts. (57.1 pct.), the highest single game third down conversion percentage since 9/7/14 at Dal. [7–12 (58.3 pct.)] ... WR **Anquan Boldin** registered 8 receptions for 107 yds. and 1 TD on the night. It marked his 37th career game with 100–or–more rec. yds. and first since 11/23/14 vs. Was. (137 yds.) ... TE **Garrett Celek** registered his first career TD recept. on a 5–yd. pass from QB **Colin Kaepernick** ... CB **Tramaine Brock** intercepted Giants QB Eli Manning in the end zone for his 2nd INT of the season and 9th of his career.

	1st	2nd	3rd	4th	Pts
San Francisco	3	3	7	14	27
New York Giants	3	10	7	10	30

SF – P. Dawson, 43 FG (8–55, 3:41)
NYG – J. Brown, 22 FG (9–76, 4:57)
NYG – S. Vereen, 2 pass from E. Manning (J. Brown) (14–81, 5:47)
NYG – J. Brown, 41 FG (10–43, 4:05)
SF – P. Dawson, 22 FG (11–76, 2:56)
SF – A. Boldin, 3 pass from C. Kaepernick (P. Dawson) (10–88, 4:56)
NYG – O. Beckham Jr., 17 pass from E. Manning (J. Brown) (7–61, 3:16)
SF – G. Celek, 5 pass from C. Kaepernick (P. Dawson) (11–80, 4:25)
NYG – J. Brown, 24 FG (14–74, 7:20)
SF – C. Hyde, 2 run (P. Dawson) (7–80, 2:44)
NYG – L. Donnell, 12 pass from E. Manning (J. Brown) (8–82, 1:24)

TEAM STATISTICS	SF	NYG
First Downs	22	30
Net Yards Gained	380	525
Rushes/Yards	27/124	21/84
Net Yards Passing	256	441
Att/Comp/INT	35/23/0	54/41/1
Sacked/Yards Lost	2/6	0/0
Punts/Average	3/46.0	2/45.0
Fumbles/Lost	2/0	0/0
Penalties/Yards	4/28	6/65
Time of Possession	28:02	31:58
3rd Down Efficiency	8/14 (57%)	9/14 (64%)

RUSHING: 49ERS – C. Hyde 21–93–1 TD, C. Kaepernick 3–23, J. Hayne 2–9, R. Bush 1–(–1) ... **GIANTS** – R. Jennings 11–46, S. Vereen 5–24, E. Manning 1–11, O. Beckham Jr. 1–3, A. Williams 3–0.

RECEIVING: 49ERS – A. Boldin 8–107–1 TD, G. Celek 3–26–1 TD, T. Smith 2–42, B. Ellington 2–39, B. Miller 2–23, V. McDonald 2–9, Q. Patton 2–6, B. Bell 1–6, C. Hyde 1–4 ... **GIANTS** – S. Vereen 8–86–1 TD, O. Beckham 7–121–1 TD, D. Harris 6–72, L. Donnell 6–35–1 TD, R. Randle 5–42, W. Tye 4–48, R. Jennings 4–21, G. Davis 1–16.

PASSING: 49ERS – C. Kaepernick 35–23–262–0–2 TDs ... **GIANTS** – E. Manning 54–41–441–1–3 TDs.

INTs: 49ERS – T. Brock 1–0 ... **GIANTS** – None.

SACKS: 49ERS – None ... **GIANTS** – D. Moore 2–6.

49ERS TURNOVER RATIO: +1 (SF: 0 fumbles, 0 INTs/NYG: 0 fumbles, 1 INT).

Weather: Clear
Temperature: 61 degrees
Wind: South Southwest 4 mph
Playing Surface: Field Turf
Time: 3:05
Attendance: 78,515





SUNDAY, OCTOBER 18

BALTIMORE 20, SAN FRANCISCO 25

LEVI'S STADIUM



The 49ers defeated the Baltimore Ravens 25–20 to improve the teams record against non-conference opponents to 10–3 (.769 winning percentage) since 2009, which ranks second in the NFC during that timespan. QB Colin Kaepernick led the way for the 49ers, completing 16 of 27 atts. for 340 yds., 2 TDs and QB rating of 128.2. In the win, Kaepernick registered a passer rating of 100–or–more in consecutive games [107.1 at NYG (10/11/15)] for the fourth time in his career and his 5th career 300–yd. game and second of the season [335 yds. at Pit. (9/20/15)]. After the teams traded punts to start the game, 49ers K Phil Dawson knocked through a 53–yd. FG, his longest of the season, to give San Francisco an early 3–0 advantage. After a second Ravens punt, Dawson finished off an 8–play drive with a 31–yd. FG to extend the 49ers lead to 6–0 after the first quarter. The drive was set–up by a 52–yd. recept. by FB Bruce Miller, the longest of his career. Miller finished the contest with 3 receipts. for a career–high 89 yds. Baltimore would get on the board less than two minutes into the second quarter, as K Justin Tucker's 22–yds. FG cut the home team's lead in half. On the ensuing possession, QB Colin Kaepernick connected with WR Torrey Smith on a 76–yd. pass deep down the right sideline to give San Francisco a 13–3 advantage. Smith finished the game with 3 receipts. for 96 yds., with the 76–yd. TD being the longest recept. of his career. Three plays later, LB Michael Wilhoite intercepted a pass from Baltimore QB Joe Flacco on third down. The INT was Wilhoite's first this season, third of his career and first since 12/28/14 vs. Arz. The pick set–up the third Dawson FG of the half, as his 26–yd. attempt gave San Francisco a 16–3 edge. Baltimore would get the points right back, as Tucker finished off a 9–play drive with a 36–yd. FG to end the first half scoring. Opening up the half, Flacco had the Ravens offense inside 49ers territory, but an errant deep pass found its way to CB Kenneth Acker, who returned the INT 45–yds. It was the second INT of the season and career for Acker. The 49ers offense capitalized on the turnover with their fourth FG of the night, as Dawson knocked through a 42–yd. attempt to extend the lead to 19–6. On Baltimore's next possession, Flacco connected with WR Steve Smith for a 34–yd. TD, closing the gap to 19–13. After a punt by the San Francisco offense, Flacco negotiated his way down to the 49ers 27–yd. line, but Tucker missed the 45–yd. FG attempt, hitting the right upright. Kaepernick would capitalize on the missed opportunity by Baltimore, executing a 5–play, 65–yd. scoring drive. He connected with WR Anquan Boldin for a 51–yd bomb that set up a 21–yd. TD strike to WR Quinton Patton for a 25–13 lead. The Ravens wouldn't go away just yet, as Flacco used the no huddle offense to work his way down the field in 14–plays, finishing off the drive with a 2–yd. TD pass to WR Kamar Aiken with just over 5 minutes remaining in the game. On the game's final possession, Flacco's 35–yd. hail mary attempt was knocked down by S Eric Reid, securing the 25–20 victory for the 49ers.

NOTES: The **49ers** improved to 2–4 all–time against the Ravens, including a 2–1 record at home ... The **Niners** moved to 10–3 at home against non-conference opponents since 2009 ... The **49ers** .769 winning pct. during that timespan ranks 2nd in the NFC (GB – .786) ... **San Francisco** has now won their fourth consecutive home game against the AFC North ... The **49ers** had three players register at least 85 rec. yds. in the same game (WR **Anquan Boldin** – 6–102; WR **Torrey Smith** 3–96–1 TD; FB **Bruce Miller** – 3–89) for the first time since 11/28/82 at StL (WR Dwight Clark 6–103, WR Renaldo Nehemiah 3–93, RB Jeff Moore 4–87) ... The **49ers** registered 279 net yds. (59 rushing, 220 passing) in the first half, the most in a first half since 10/7/12 vs. Buf. [320 net yds. (83 rushing, 237 passing)] ... WR **Anquan Boldin** registered 5 receipts. for 102 yds., including a 51–yd. recept. in the 4th quarter that helped set up the game–winning TD ... **Boldin** has now registered 100–or–more rec. yds. in consecutive games for the first time since 2009, when he registered consecutive 100–yd. games vs. Sea. 11/15/09 and at StL 11/22/09 as a member of the Arizona Cardinals ... QB **Colin Kaepernick** completed 16 of 27 atts. for 340 yds., 2 TDs and QB rating of 128.2 ... **Kaepernick** has now registered a passer rating of 100–or–more in consecutive games [107.1 at NYG (10/11/15)] for the fourth time in his career and first since 12/23/13 vs. Atl. (108.6) and 12/29/13 at Arz. (111.2) ... **Kaepernick** also registered his 5th career 300–yd. game and second of the season [335 yds. at Pit. (9/20/15)] ... **Kaepernick** completed 12 of 19 pass atts. for 225 yds., 1 TD and a 121.6 passer rating in the first half ... His 225 passing yds. were the most in a first half in his career ... WR **Torrey Smith** caught a career–long 76–yd. TD recept. from QB Colin Kaepernick, marking his second TD recept. of the season and 32nd of his career. ... **Smith** finished the game with 3 receipts. for 96 yds. and 1 TD ... FB **Bruce Miller** registered 3 receipts. for a career–high 89 yds., including a career–long 52–yd. recept. ... WR **Quinton Patton** hauled in the game winning 21–yd. TD pass from QB Colin Kaepernick for his first career TD ... K **Phil Dawson** connected on all 4 FGAs, including a 53–yd. FG, his longest of the season ... **Dawson** has now made 10 consecutive field goals this season ... LB **Michael Wilhoite** intercepted Ravens QB Joe Flacco for his first INT of the season, 3rd of his career and his first since 12/28/14 vs. Arz. ... CB **Kenneth Acker** intercepted Flacco for his second INT of the season and his career.

	1st	2nd	3rd	4th	Pts
Baltimore	0	6	7	7	20
San Francisco	6	10	3	6	25

SF – P. Dawson, 53 FG (5–32, 1:37)
SF – P. Dawson, 31 FG (8–74, 3:30)
BAL – J. Tucker, 22 FG (9–57, 3:40)
SF – T. Smith, 76 pass from C. Kaepernick (P. Dawson) (2–80, 0:49)
SF – P. Dawson, 26 FG (7–21, 3:31)
BAL – J. Tucker, 36 FG (9–62, 3:50)
SF – P. Dawson, 42 FG (7–14, 3:02)
BAL – S. Smith Sr., 34 pass from J. Flacco (J. Tucker) (9–80, 5:05)
SF – Q. Patton, 21 pass from C. Kaepernick (pass failed) (5–65, 2:45)
BAL – K. Aiken, 2 pass from J. Flacco (J. Tucker) (14–80, 5:38)

TEAM STATISTICS	BAL	SF
First Downs	25	15
Net Yards Gained	420	391
Rushes/Yards	22/77	25/65
Net Yards Passing	343	326
Att/Comp/INT	53/33/2	27/16/0
Sacked/Yards Lost	0/0	3/14
Punts/Average	3/53.0	4/38.0
Fumbles/Lost	0/0	1/0
Penalties/Yards	3/15	4/25
Time of Possession	33:07	26:53
3rd Down Efficiency	4/13 (31%)	5/13 (38%)

RUSHING: RAVENS – J. Forsett 17–62, J. Allen 4–13, J. Ross 1–2 ... **49ERS** – C. Hyde 21–55, C. Kaepernick 3–10, M. Davis 1–0.

RECEIVING: RAVENS – S. Smith Sr. 7–137–1 TD, J. Forsett 7–39, M. Williams 4–24, J. Ross 3–34, C. Gillmore 3–30, K. Aiken 2–22, K. Juszczyk 2–22, C. Givens 2–18, M. Brown 1–9, J. Allen 1–8 ... **49ERS** – A. Boldin 5–102, T. Smith 3–96–1 TD, B. Miller 3–89, Q. Patton 2–38–1 TD, C. Hyde 2–5, V. McDonald 1–10.

PASSING: RAVENS – J. Flacco 53–33–343–2–2 TDs ... **49ERS** – C. Kaepernick 27–16–340–0–2 TDs.

INTs: RAVENS – None ... **49ERS** – K. Acker 1–45, M. Wilhoite 1–0.

SACKS: RAVENS – D. Smith 1–6.5, L. Guy 1–1, E. Dumervil 0.5–4, T. Jernigan 0.5–2.5 ... **49ERS** – None.

49ERS TURNOVER RATIO: +2 (BAL: 0 fumbles, 2 INTs/SF: 0 fumbles, 0 INTs).

Weather: Partly Sunny
Temperature: 69 degrees
Wind: North 7 mph
Playing Surface: Natural Grass
Time: 3:01
Attendance: 70,799





THURSDAY, OCTOBER 22

SEATTLE 20, SAN FRANCISCO 3

LEVI'S STADIUM



The 49ers fell to the Seattle Seahawks, 20–3, on *Thursday Night Football*, dropping the team's record to 2–5 on the season. Despite the loss, the 49ers defense swarmed Seattle QB Russell Wilson, registering 5.0 sacks, marking the 2nd time this season the team notched 5.0 sacks in a game [5.0 sacks vs. Min. (9/14/15)]. LB Aaron Lynch had 2.0 sacks, giving him 5.0 sacks on the season and 11.0 for his career. LB Ahmad Brooks brought down Wilson for his 2nd and 3rd sacks of the season, giving him 44.0 sacks in his career. After the 49ers punted on their opening possession, Seattle would grab the early lead as RB Marshawn Lynch finished off a 12–play drive with a 1–yd. TD run. Seattle would extend their lead to 10–0 early in the second quarter, as K Steven Hauschka knocked through a 49–yd. FG. The Seahawks continued to add points on their next offensive possession, as Wilson connected with WR Tyler Lockett on a 43–yd. TD pass with less than three minutes remaining in the first half. With 52 seconds left in the half, 49ers CB Tramaine Brock intercepted Wilson in the end zone for his 3rd INT of the season and 10th of his career. After the team's traded punts to open the third quarter, CB Kenneth Acker picked off a deep pass by Wilson for his 3rd INT of the season. Acker has now registered INTs in consecutive games, the first time a member of the 49ers has done so since CB Chris Culliver vs. SD (12/20/14) and vs. Arz. (12/28/14). The turnover sparked San Francisco's best offensive drive of the night as QB Colin Kaepernick led the 49ers on a 10–play, 76–yd. drive that included two completions to TE Vernon Davis. Davis registered 4 recepts. for 61 yds. on the night, giving him 5,616 career rec. yds. and moving past WR John Taylor (5,598 yds.) for 6th all–time in franchise history. K Phil Dawson finished off the long drive with a 35–yd. FG, making the score 17–3. Seattle would answer right, as Hauschka converted a 46–yd. FG to give the Seahawks the 20–3 advantage.

NOTES: The **49ers** defense registered 5.0 sacks vs. Sea., marking the 2nd time this season the team notched 5.0 sacks in a game [5.0 sacks vs. Min. (9/14/15)] ... LB **Aaron Lynch** had 2.0 sacks of Seahawks QB Russell Wilson on the night ... **Lynch** has 5.0 sacks on the season and 11.0 for his career ... It marks **Lynch's** 2nd multi–sack game of the season and of his career ... LB **Ahmad Brooks** brought down Wilson for his 2nd and 3rd sacks of the season ... **Brooks** now has 44.0 sacks in his career ... **Brooks** now has six games with 2.0–or–more sacks in his career ... DT **Quinton Dial** registered his 1st sack of the season and 3rd of his career ... CB **Tramaine Brock** intercepted Wilson in the end zone for his 3rd INT of the season and 10th of his career ... CB **Kenneth Acker** registered his 3rd INT of the season ... **Acker** has now registered INTs in consecutive games, the first time a member of the 49ers has done so since CB Chris Culliver vs. SD (12/20/14) and vs. Arz. (12/28/14) ... TE **Vernon Davis** registered 4 recepts. for 61 yds. ... **Davis** now has 5,616 career rec. yds., moving past WR John Taylor (5,598 yds.) for 6th all–time in franchise history.

	1st	2nd	3rd	4th	Pts
Seattle	7	10	0	3	20
San Francisco	0	0	3	0	3

SEA – M. Lynch, 1 run (S. Hauschka) (12–61, 6:36)
SEA – S. Hauschka, 49 FG (6–35, 3:21)
SEA – T. Lockett, 43 pass from R. Wilson (S. Hauschka) (5–90, 2:57)
SF – P. Dawson, 35 FG (10–76, 5:03)
SEA – S. Hauschka, 46 FG (12–49, 6:58)

TEAM STATISTICS	SEA	SF
First Downs	21	8
Net Yards Gained	388	142
Rushes/Yards	41/176	15/61
Net Yards Passing	212	81
Att/Comp/INT	24/18/2	24/13/0
Sacked/Yards Lost	5/23	6/43
Punts/Average	4/46.8	9/43.3
Fumbles/Lost	0/0	1/0
Penalties/Yards	6/50	4/33
Time of Possession	38:05	21:55
3rd Down Efficiency	5/13 (38%)	1/11 (9%)

RUSHING: SEAHAWKS – M. Lynch 27–122–1 TD, T. Rawls 6–32, R. Wilson 7–20, F. Jackson 1–2 ... **49ERS** – C. Hyde 11–40, R. Bush 4–21.

RECEIVING: SEAHAWKS – T. Lockett 5–79–1 TD, F. Jackson 4–33, J. Ke–arse 3–64, J. Graham 2–31, D. Baldwin 2–19, T. Rawls 2–9 ... **49ERS** – V. Davis 4–61, A. Boldin 3–39, R. Bush 3–13, G. Celek 1–8, Q. Patton 1–2, V. McDonald 1–1.

PASSING: SEAHAWKS – R. Wilson 24–18–235–2–1 TD... **49ERS** – C. Kaepernick 24–13–124–0–0 TDs.

INTs: SEAHAWKS – None ... **49ERS** – K. Acker 1–0, T. Brock 1–0.

SACKS: SEAHAWKS – M. Bennett 3.5–18, C. Avril 1.5–16, D. King 0.5–4.5, B. Mebane 0.5–4.5 ... **49ERS** – A. Lynch 2–11, A. Brooks 2–10, Q. Dial 1–2.

49ERS TURNOVER RATIO: +2 (SEA: 0 fumbles, 2 INTs/SF: 0 fumbles, 0 INTs).

Weather: Mostly Sunny
Temperature: 75 degrees
Wind: Northwest 8 mph
Playing Surface: Natural Grass
Time: 2:53
Attendance: 70,799





SUNDAY, NOVEMBER 1

SAN FRANCISCO 6, ST. LOUIS 27

EDWARD JONES DOME



The 49ers fell to the Rams 27–6 at the Edward Jones Dome in St. Louis on Sunday. QB Colin Kaepernick threw for 162 yds. on the day, becoming the 7th QB in franchise history to pass for 10,000–or–more yds. as a member of the 49ers. Defensively, the 49ers held the Rams to 8.3 percent on third down (1–12), marking the lowest opponent's third down conversion percentage since 10/27/96 at Hou. [7.7 percent (1–13)]. Opening up the game with the ball, Kaepernick drove the San Francisco offense 44 yds. on 9 plays, where K Phil Dawson knocked through a 54–yd. FG to give the 49ers the early 3–0 advantage. After forcing a punt, the 49ers found themselves inside their own 5–yd. line, where RB Mike Davis was taken down for a safety, bringing the score to 3–2. On the ensuing Rams possession, S Jaquiski Tartt forced a fumble of Rams WR Tavon Austin with LB Eli Harold picking up the loose ball. Both the FF by Tartt and FR by Harold were the first of their careers respectively. After punts on the first two possessions of the second quarter, Rams RB Todd Gurley rushed up the middle for a 71–yd. TD run, and St. Louis would add the two–point conversion to go up 10–3. On the next Rams offensive drive, K Greg Zuerlein converted a 38–yd. FG to extend the lead to 13–3 for the home team. The 49ers offense would respond with points of their own, as Dawson knocked through his 2nd FG of the day, this time from 26–yds. out to make the score 13–6. The make was Dawson's 70th as a member of the 49ers, tying him with K Gordie Soltau for 7th most in team history. He has now made 13 consecutive FGs on the season, the 7th longest streak in franchise history. With 23 seconds remaining in the half, Austin rushed around the right edge for a 2–yd. TD, giving St. Louis the 20–6 halftime advantage. Midway through the third quarter, DT Quinton Dial blocked a 40–yd. FGA by Zuerlein, marking the first blocked FG by a member of the 49ers since 10/14/12 vs. NYG (CB Tarell Brown). In the fourth quarter, Rams QB Nick Foles connected with Austin for a 66–yd. TD pass, bringing the final score to 27–6 in favor of St. Louis.

NOTES: The **49ers defense** held the Rams to 8.3 percent on third down (1–12), marking the lowest opponent's third down conversion percentage since 10/27/96 at Hou. [7.7 percent (1–13)] ... S **Jaquiski Tartt** forced a Rams WR Tavon Austin fumble with LB **Eli Harold** picking up the loose ball ... Both the FF by **Tartt** and FR by **Harold** were the first of their careers respectively ... DT **Quinton Dial** blocked a 40–yd. FGA by Rams K Greg Zuerlein, marking the first blocked FG by a member of the 49ers since 10/14/12 vs. NYG (CB Tarell Brown) ... On the first possession of the game, K **Phil Dawson** connected on a 54–yd. FG, marking his longest FG since 10/13/14 at StL (54 yds.) ... **Dawson** has now made 13 consecutive FGs on the season ... QB **Colin Kaepernick** threw for 162 yds. on the day, becoming the 7th QB in franchise history to pass for 10,000–or–more yds. as a member of the 49ers and now has 10,030 for his career.

	1st	2nd	3rd	4th	Pts
San Francisco	3	3	0	0	6
St. Louis	2	18	0	7	27

- SF** – P. Dawson, 54 FG (9–44, 4:31)
STL – M. Davis tackled in end zone by J. Laurinaitis, M. Brockers for a Safety
STL – T. Gurley, 71 run (N. Foles–J. Cook pass) (1–71, 0:10)
STL – G. Zuerlein, 38 FG (6–19, 2:13)
SF – P. Dawson, 26 FG (12–73, 4:59)
STL – T. Austin, 2 run (G. Zuerlein) (7–80, 1:35)
STL – T. Austin, 66 pass from N. Foles (G. Zuerlein) (3–73, 1:35)

TEAM STATISTICS	SF	STL
First Downs	11	16
Net Yards Gained	189	388
Rushes/Yards	21/38	41/197
Net Yards Passing	151	191
Att/Comp/INT	41/20/0	23/14/0
Sacked/Yards Lost	3/11	0/0
Punts/Average	10/46.0	8/54.5
Fumbles/Lost	0/0	1/1
Penalties/Yards	13/93	12/93
Time of Possession	28:02	31:58
3rd Down Efficiency	3/17 (18%)	1/12 (8%)

RUSHING: 49ERS – C. Kaepernick 6–28, K. Gaskins 5–6, M. Davis 10–4 ... **RAMS** – T. Gurley 20–133–1 TD, T. Mason 15–46, T. Austin 3–21–1 TD, N. Foles 3–(–3).

RECEIVING: 49ERS – V. Davis 6–24, J. Simpson 3–34, Q. Patton 2–33, T. Smith 2–19, K. Gaskins 2–17, M. Davis 2–14, B. Ellington 2–8, V. McDonald 1–13 ... **RAMS** – T. Austin 4–98–1 TD, T. Gurley 3–13, J. Cook 2–57, L. Kendrick 2–7, T. Mason 1–6, B. Marquez 1–5, B. Quick 1–5.

PASSING: 49ERS – C. Kaepernick 41–20–162–0–0 TDs ... **RAMS** – N. Foles 23–14–191–0–1 TD.

INTs: 49ERS – None ... **RAMS** – None.

SACKS: 49ERS – None ... **RAMS** – R. Quinn 1–5, M. Brockers 1–3, E. Westbrooks 1–3.

49ERS TURNOVER RATIO: +1 (SF: 0 fumbles, 0 INTs/STL: 1 fumble, 0 INTs).

Playing Surface: Turf

Time: 3:24

Attendance: 51,207





SUNDAY, NOVEMBER 8

ATLANTA 16, SAN FRANCISCO 17

LEVI'S STADIUM



With QB Blaine Gabbert under center for his first start of the season, the 49ers defeated the Falcons 17–6 at Levi's® Stadium, as he completed 15–of–25 atts. for 185 yds. and 2 TDs in the win. The 49ers defense held strong against the Falcons rushing attack and NFL leading rusher RB Devonta Freeman, limiting them to only 17 yds. rushing on 14 carries (1.2 avg), the 4th fewest allowed in a game by the 49ers since 2001. Atlanta would take an early lead as K Matt Bryant converted a 44–yd. FG less than two minutes into the game. After a sack by LB Aaron Lynch forced a Falcons punt, Gabbert connected with WR Quinton Patton on a 41–yd. recept., the longest recept. of his career, to move the ball into Atlanta territory. San Francisco would take the 7–3 lead as the offensive line sold the power run to the right, only to have Gabbert throw back to the left on the play–action for a 1–yd. TD to TE Garrett Celek. The Falcons would trim to the score to 7–6 midway through the second quarter, as Bryant knocked through a 36–yd. FG. On the ensuing possession, 49ers K Phil Dawson would get the points back with a 44–yd. FG of his own, his 14th consecutive made FG this season. After an Atlanta punt, the 49ers took over at their own 43–yd. line with just over two minutes remaining in the half. Newly–acquired RB Shaun Draughn would rip off a career–long 30–yd. run to put the 49ers inside the Atlanta red zone, where Gabbert once again connected with Celek for a TD, this time an 11–yd. recept. to put San Francisco up 17–6. The two TD's for Celek marked his 2nd and 3rd career TD recepts. and the first multi–TD game of his career. He became the first member of the 49ers with 2 TD recepts. in the same game since TE Vernon Davis at Dal. (9/7/14 – 2 TD recepts.). The Falcons were quick to respond before the end of the half, as QB Matt Ryan connected with WR Julio Jones for a 54–yd. recept. and found the end zone with a 17–yd. TD pass to Freeman with 21 seconds remaining to cut the half time score to 17–13. After no scoring in the third quarter, Ryan and Falcons offense found themselves with a first–and–goal from the 49ers 8–yd. line with 4:27 remaining in the game. The San Francisco defense would hold strong, tackling WR Justin Hardy on the 1–yd. line on third down. Atlanta chose to take the points as Bryant connected on the 19–yd. FG, bringing the score to 17–16. With under three minutes remaining, Gabbert and RB Kendall Gaskins converted crucial first downs to seal the win for San Francisco.

NOTES: The **49ers** improved to 47–30–1 all–time against the Falcons, including a 28–11 record at home ... The **Niners** have now won four consecutive games against NFC South opponents ... **San Francisco** moved to 5–1 in games prior to the team's BYE Week, since 2010 ... The **49ers** defense held the Falcons to only 17 yds. rushing on 14 carries (1.2 avg.) ... The 17 rushing yds. are the 4th fewest allowed in a game by the **49ers** since 2001 ... The **49ers offensive line** did not allow a sack on 25 atts. by QB **Blaine Gabbert** and helped pave the way for 133 yds. rushing ... It marks the first time the **49ers** did not allow a sack in a game since 10/13/14 at StL (36 atts.) ... QB **Blaine Gabbert** found TE **Garrett Celek** in the back of the end zone for TDs of 1 and 11 yds. ... It marked **Celek's** 2nd and 3rd career TD recepts. and his first career multi–TD game ... **Celek** became the first member of the 49ers with 2 TD recepts. in the same game since TE Vernon Davis at Dal. (9/7/14 – 2 TD recepts.) ... In his debut with the 49ers, RB **Shaun Draughn** ran for a career–high 58 yds. on 16 atts., including a career–long 30–yd. run ... WR **Quinton Patton** registered 3 recepts. for a career–high 70 yds., including a career–long 41–yd. recept. ... LB **Aaron Lynch** brought down Falcons QB Matt Ryan for his 6th sack of the season ... **Lynch** has now registered at least 1.0 sack in eight of his last 10 games at Levi's® Stadium dating back to last season ... LB **NaVorro Bowman** registered his 2nd sack of the season ... **Bowman** now has 11.0 sacks for his career.

	1st	2nd	3rd	4th	Pts
Atlanta	3	10	0	3	16
San Francisco	0	17	0	0	17

ATL – M. Bryant, 44 FG (9–46, 3:38)
SF – G. Celek, 1 pass from B. Gabbert (P. Dawson) (12–84, 6:26)
ATL – M. Bryant, 36 FG (5–27, 1:28)
SF – P. Dawson, 44 FG (9–41, 2:45)
SF – G. Celek, 11 pass from B. Gabbert (P. Dawson) (5–57, 1:09)
ATL – D. Freeman, 17 pass from M. Ryan (M. Bryant) (3–78, 1:03)
ATL – M. Bryant, 19 FG (10–66, 4:18)

TEAM STATISTICS	ATL	SF
First Downs	17	18
Net Yards Gained	302	318
Rushes/Yards	14/17	38/133
Net Yards Passing	285	185
Att/Comp/INT	45/30/0	26/15/2
Sacked/Yards Lost	2/18	0/0
Punts/Average	7/43.4	5/48.2
Fumbles/Lost	1/0	0/0
Penalties/Yards	6/63	5/30
Time of Possession	32:08	27:52
3rd Down Efficiency	5/15 (33%)	6/14 (43%)

RUSHING: FALCONS – D. Freeman 12–12, T. Coleman 1–3, M. Ryan 1–2 ... **49ERS** – S. Draughn 16–58, B. Gabbert 8–32, K. Gaskins 7–20, P. Thomas 4–12, B. Ellington 1–7, B. Miller 2–4.

RECEIVING: FALCONS – J. Jones 10–137, D. Freeman 8–67–1 TD, J. Tamme 6–61, J. Hardy 4–17, R. White 1–20, L. Toilolo 1–1 ... **49ERS** – S. Draughn 4–38, Q. Patton 3–70, T. Smith 2–44, V. McDonald 2–19, G. Celek 2–12–2 TDs, B. Ellington 2–2.

PASSING: FALCONS – M. Ryan 45–30–303–0–1 TD ... **49ERS** – B. Gabbert 25–15–185–2–2 TDs, C. Kaepernick 1–0–0–0–0 TDs.

INTs: FALCONS – P. Adams 1–2, V. Beasley 1–0 ... **49ERS** – None.

SACKS: FALCONS – None ... **49ERS** – N. Bowman 1–9, A. Lynch 1–9.

49ERS TURNOVER RATIO: –2 (ATL: 0 fumbles, 0 INTs/SF: 0 fumbles, 2 INTs).

Weather: Cloudy
Temperature: 58 degrees
Wind: Calm 0 mph
Playing Surface: Natural Grass
Time: 3:05
Attendance: 70,799





SUNDAY, NOVEMBER 22

SAN FRANCISCO 13, SEATTLE 29

CENTURYLINK FIELD



Coming off the team's bye week, the 49ers traveled to Seattle where they fell 29–13. Making his first road start for San Francisco, QB Blaine Gabbert completed 22-of-34 attempts for 264 yards and 1 TD. WR Anquan Boldin moved past former WR Irving Fryar into 18th all-time for most receiving yards in the NFL with 5 receptions for 93 yards on the day, giving him 12,871 receiving yards for his career. The Seahawks jumped out to an early 7–0 advantage, as QB Russell Wilson connected with WR Tyler Lockett on a 24-yard touchdown pass. Seattle would extend their lead to 13–0, as RB Thomas Rawls found the end zone on a 2-yard run with just over three minutes remaining in the opening quarter. Midway through the second quarter, Wilson and Lockett would connect for a second time, this time on an 11-yard pass to put the Seahawks up 20–0. With 1:40 remaining in the first half, Gabbert engineered a 9 play, 92-yard drive to get San Francisco on the scoreboard, connecting with TE Vance McDonald on a 19-yard touchdown pass, the first of McDonald's career, to bring the halftime score to 20–7. The 9-play 92-yd. drive in the final two minutes of the first half was the longest TD drive by the team since Week 1 vs. Min. (11 plays for 93 yards, 4:58). After the 49ers defense forced a punt on the Seahawks opening possession of the second half, a 33-yard pass from Gabbert to TE Garrett Celek set up a 27-yard FG from K Phil Dawson. Seattle would respond with a FG of their own, as K Stephen Hauschka knocked through a 33-yard attempt to make the score 23–10. On the ensuing possession, Gabbert connected with McDonald for a 36-yard gain, setting up Dawson's second field goal of the game, this time a 25-yard conversion. Dawson has now connected on 16 consecutive field goals, which is tied for the 4th longest streak in franchise history. Early in the fourth quarter, the Seahawks would register the game's final points, as Wilson connected with Rawls on a 31-yard touchdown pass, bringing the final score to 29–13 in favor of Seattle.

NOTES: QB **Blaine Gabbert** found TE **Vance McDonald** for a 19-yd. TD ... It marked **McDonald's** first career TD recept. ... The play capped off a 9-play 92-yd. drive in the final two minutes of the first half, the longest TD drive by the team since Week 1 vs. Min. (11 plays for 93 yds., 4:58) ... **McDonald** finished the game setting career highs in recepts. (4), rec. yds. (65) and touchdowns (1) ... **McDonald** also registered a career-long 36-yd. recept. ... With 5 recepts. for 93 yds. WR **Anquan Boldin** now has 12,871 receiving yards for his career, moving him past former WR Irving Fryar (12,785) for the 18th most in NFL history ... RB **Shaun Draughn** registered a career-high 8 recepts. for 40 yds. on the day ... It marked the most recepts. by a 49ers RB since 9/26/10 at KC (RB Frank Gore – 9 recepts. for 102 yds.) ... K **Phil Dawson** connected on both of his FG atts. (27 & 25 yds.) on the day ... **Dawson** has now connected on 16 consecutive FGs, which is tied for the 4th longest streak in franchise history ... LB **Ahmad Brooks** brought down Seahawks QB Russell Wilson for his 4th sack of the season ... **Brooks** has now registered at least 1.0 sack in four out of his last five games against the Seahawks, including each of the last three matchups ... **Brooks** now has 45.0 sacks in his career ... DT **Quinton Dial** and LB **Aaron Lynch** brought down Wilson for 0.5 sack each ... **Dial** now has 1.5 sacks on the season while **Lynch** has 6.5, setting a single-season career high.

	1st	2nd	3rd	4th	Pts
San Francisco	0	7	6	0	13
Seattle	13	7	3	6	29

SEA – T. Lockett, 24 pass from R. Wilson (S. Hauschka) (6–61, 2:58)
SEA – T. Rawls, 2 run (kick failed) (11–59, 5:25)
SEA – T. Lockett, 11 pass from R. Wilson (S. Hauschka) (13–91, 7:37)
SF – V. McDonald, 19 pass from B. Gabbert (P. Dawson) (9–92, 1:31)
SF – P. Dawson, 27 FG (8–56, 3:27)
SEA – S. Hauschka, 33 FG (9–65, 4:43)
SF – P. Dawson, 25 FG (10–64, 4:54)
SEA – T. Rawls, 31 pass from R. Wilson (kick blocked) (7–80, 2:35)

TEAM STATISTICS	SF	SEA
First Downs	14	28
Net Yards Gained	306	508
Rushes/Yards	16/59	44/255
Net Yards Passing	247	253
Att/Comp/INT	34/22/0	29/24/0
Sacked/Yards Lost	2/17	2/7
Punts/Average	7/43.7	4/38.5
Fumbles/Lost	2/0	0/0
Penalties/Yards	5/42	8/51
Time of Possession	22:21	37:39
3rd Down Efficiency	2/11 (18%)	8/14 (57%)

RUSHING: 49ERS – S. Draughn 12–37, B. Gabbert 4–22 ... **SEAHAWKS** – T. Rawls 30–209–1 TD, R. Wilson 9–30, F. Jackson 4–11, T. Lockett 1–5.

RECEIVING: 49ERS – S. Draughn 8–40, A. Boldin 5–93, V. McDonald 4–65–1 TD, G. Celek 2–35, Q. Patton 2–15, T. Smith 1–16 ... **SEAHAWKS** – D. Baldwin 6–60, T. Lockett 4–48–2 TDs, T. Rawls 3–46–1 TD, J. Graham 3–39, J. Kears 3–34, L. Willson 2–15, F. Jackson 2–11, C. Helfet 1–7.

PASSING: 49ERS – B. Gabbert 34–22–264–0–1 TD ... **SEAHAWKS** – R. Wilson 29–24–260–0–3 TDs.

INTs: 49ERS – None ... **SEAHAWKS** – None.

SACKS: 49ERS – A. Brooks 1–4, Q. Dial 0.5–1.5, A. Lynch 0.5–1.5 ... **SEAHAWKS** – C. Avril 2–17.

49ERS TURNOVER RATIO: 0 (SF: 0 fumbles, 0 INTs/SEA: 0 fumbles, 0 INTs).

Weather: Sunny
Temperature: 46 degrees
Wind: North 6 mph
Playing Surface: Field Turf
Time: 3:06
Attendance: 68,993





SUNDAY, NOVEMBER 29

ARIZONA 20, SAN FRANCISCO 13

LEVI'S STADIUM



The 49ers fell to 3–8 on the season as the team dropped a closely contested battle with division foe, the Arizona Cardinals, 19–13. QB Blaine Gabbert completed 25 of 36 atts., for a career–high 318 yds., 1 TD, 1 INT and a QB rating of 94.4. This marked Gabbert's second career 300–yd. game [303 yds. at GB (10/28/12)]. The Cardinals took a 3–0 lead midway through the first quarter as K Chandler Catanzaro knocked through a 26–yd. FG, taking advantage of good field position after a muffed punt return by WR Bruce Ellington. On the ensuing possession, Gabbert was intercepted by S Tyrann Mathieu, which set up a 41–yd. FG by Catanzaro to give Arizona the 6–0 advantage early in the second quarter. With under four minutes remaining in the half, Gabbert led the 49ers to their first points of the day, engineering a 12–play, 45–yd. drive. With four seconds left, K Phil Dawson converted a 53–yd. FG to make the halftime score 6–3. With the made FG, Dawson is now 3–for–3 on 50–or–more yd. FGs this season and he extended his franchise record with his 13th made FG from 50–or–more yds. On the opening possession of the second half, the Cardinals took advantage of four penalties called in the end zone on the 49ers, and finished off the drive with a 1–yd. TD run by RB David Johnson to go up 13–3. Gabbert and the San Francisco offense would answer in quick fashion, as they needed just 2:24 to drive 77–yds. After Gabbert completed a 48–yd. pass to TE Blake Bell, the longest of Bell's career, he connected with TE Vance McDonald for a 8–yd. TD pass to bring the score to 13–10. On the day, Bell set career highs in repts. (3) and rec. yds. (67), including the career–long 48–yd. recept. McDonald registered a career–high 6 repts. for 71 yds. and 1 TD and has now registered TD repts. in back–to–back games for the first time in his career. After the 49ers defense forced a punt, Gabbert notched completions of 17–yds. to WR Anquan Boldin and 41–yds. to WR Torrey Smith to move the 49ers offense into Cardinals territory. Boldin recorded 8 repts. for 93 yds. on the day, giving him 984 career repts. and moving him past former WR Randy Moss (982) for the 13th–most repts. in NFL history. The 49ers would tie the game at 13 as Dawson knocked through a 33–yd. FG, his second of the game. By converting both his attempts, Dawson has now connected on 18 consecutive FGs, which is tied for the 2nd longest streak in franchise history. Taking over with 10:25 remaining, Cardinals QB Carson Palmer worked a 14–play drive that ended with him scrambling 8–yds. for the go–ahead TD. However, Catanzaro would hit the right upright on the extra point attempt, making the score 19–13. The 49ers offense would come up two yards short in extending their final possession, as Gabbert connected with Boldin for a 18–yd. gain on 4th–and–20, sealing the 19–13 win for Arizona.

NOTES: QB **Blaine Gabbert** completed 25 of 36 atts., for a career–high 318 yds., 1 TD, 1 INT and a QB rating of 94.4 ... This marked **Gabbert's** second career 300–yd. game [303 yds. at GB (10/28/12)] ... With 8 repts. for 93 yds. on the day, WR **Anquan Boldin** now has 984 career repts. and moved past former WR Randy Moss (982) for the 13th–most repts. in NFL history ... TE **Vance McDonald** registered a career–high 6 repts. for 71 yds. and 1 TD ... **McDonald** has now registered TD repts. in back–to–back games for the first time in his career ... TE **Blake Bell** set career highs in repts. (3) and rec. yds. (67), including a career–long 48–yd. recept. ... K **Phil Dawson** connected on both of his FG atts. (50 & 33 yds.) on the day ... **Dawson** has now connected on 18 consecutive FGs, which is tied for the 2nd longest streak in franchise history ... **Dawson** also extended his franchise record with his 13th made FG from 50–or–more yds. ... NT **Mike Purcell** notched his first career start and brought down Cardinals QB Carson Palmer his first career sack.

	1st	2nd	3rd	4th	Pts
Arizona	3	3	7	6	20
San Francisco	0	3	10	0	13

ARZ – C. Catanzaro, 26 FG (8–31, 3:28)
ARZ – C. Catanzaro, 41 FG (9–19, 4:12)
SF – P. Dawson, 53 FG (12–45, 3:42)
ARZ – D. Johnson, 1 run (C. Catanzaro) (9–76, 5:02)
SF – V. McDonald, 8 pass from B. Gabbert (P. Dawson) (6–77, 2:24)
SF – P. Dawson, 33 FG (7–65, 4:10)
ARZ – C. Palmer, 1 run (kick failed) (14–85, 7:57)

TEAM STATISTICS	ARZ	SF
First Downs	26	17
Net Yards Gained	337	368
Rushes/Yards	29/70	17/67
Net Yards Passing	267	301
Att/Comp/INT	40/24/0	36/25/1
Sacked/Yards Lost	1/4	2/17
Punts/Average	4/45.8	4/41.5
Fumbles/Lost	0/0	2/1
Penalties/Yards	7/47	13/81
Time of Possession	37:27	22:33
3rd Down Efficiency	7/14 (50%)	0/9 (0%)

RUSHING: CARDINALS – A. Ellington 5–24, D. Johnson 8–21–1 TD, C. Johnson 12–17, C. Palmer 3–6–1 TD, S. Taylor 1–2 ... **49ERS** – S. Draughn 15–51, B. Gabbert 1–11, Q. Patton 1–5.

RECEIVING: CARDINALS – L. Fitzgerald 10–66, Jo. Brown 5–99, A. Ellington 3–22, J. Nelson 2–53, D. Johnson 2–8, M. Floyd 1–14, J. Gresham 1–9 ... **49ERS** – A. Boldin 8–93, V. McDonald 6–71–1 TD, S. Draughn 5–35, B. Bell 3–67, T. Smith 2–51, Q. Patton 1–1.

PASSING: CARDINALS – C. Palmer 40–24–271–0–0 TDs ... **49ERS** – B. Gabbert 36–25–318–1–1 TD.

INTs: CARDINALS – T. Mathieu 1–15 ... **49ERS** – None.

SACKS: CARDINALS – T. Jefferson 1–10, M. Golden 0.5–3.5, K. Minter 0.5–3.5 ... **49ERS** – M. Purcell 1–4.

49ERS TURNOVER RATIO: –2 (ARZ: 0 fumbles, 0 INTs/SF: 1 fumble, 1 INT).

Weather: Sunny
Temperature: 54 degrees
Wind: West Southwest 4 mph
Playing Surface: Natural Grass
Time: 3:03
Attendance: 70,799





SUNDAY, DECEMBER 6

SAN FRANCISCO 26, CHICAGO 20 (OT)

SOLDIER FIELD



In Week 13, San Francisco traveled to the Windy City where they defeated the Chicago Bears at Soldier Field in overtime, 26–20. QB Blaine Gabbert completed 18-of-32 atts. for 196 yds. and 1 TD, while adding a career-high 75 (12.5 avg.) rushing yds. and his first career rushing TD. WR Anquan Boldin recorded 5 recepts. for 37 yds. on the day, becoming the 18th player in NFL history to record 13,000-or-more rec. yds. in their career. The Bears jumped out to an early 6–0 lead in the first quarter, as K Robbie Gould connected on 40-yd. and 51-yd. FGs on Chicago's first two possessions. On the third Bears possession, 49ers DB Jimmie Ward stepped in front of a QB Jay Cutler pass and returned it 29-yds. for his first career INT and first career TD. It marked the first INT for a TD by the 49ers defense since 12/20/14 vs. SD (S Antoine Bethea – 49-yd. INT return). However, a blocked point after attempt kept the score at 6–6. Chicago would take a 13–6 lead on their next possession, as RB Matt Forte found the end zone on a 5-yd rush early in the second quarter. The 49ers were quick to respond, as QB Blaine Gabbert engineered a 16-play, 81-yd. drive that took over eight minutes off the clock, and ended with a 1-yd. TD run from RB Shaun Draughn, his first TD as a member of the 49ers. It marked Draughn's 3rd career rushing TD and first since 11/1/12 at SD as a member of the Kansas City Chiefs. The game remained tied at 13 until midway through the fourth quarter, when Bears RB Ka'Deem Carey gave the home team the 20–13 advantage with a 4-yd. TD run. On the ensuing possession, Gabbert took over at his own 36-yd. line with 3:27 remaining in the game. On the 6-play drive, Gabbert rushed for 60 yds., including a career-long 44-yd. TD, the first of his career, to tie the game at 20–20. On the following kickoff, Chicago WR Deonte Thompson recorded a 74-yd. return, setting the Bears up with prime field position for the win. However, after running the game clock down to two seconds, Gould missed the 36-yd. FG wide left to send the game to overtime. After winning the coin toss and choosing to receive, the 49ers were forced to punt only to force the Bears to punt three plays later. On the first play of the second possession of overtime, Gabbert connected with WR Torrey Smith on a 71-yd. TD pass, his 3rd TD recept. of 70-or-more yds. this season, to give San Francisco the 26–20 road victory. According to Elias, Smith became the first 49ers player to register 3 rec. TDs of 70-or-more yds. in the same season since WR John Taylor accomplished the feat in 1989.

NOTES: The **49ers** improved to 33–30–1 all-time against the Bears, including an 11–17–1 record on the road ... **San Francisco** has now won three of the last four overall matchups against Chicago ... The **Niners** won in Chicago for the first time since defeating the Bears, 28–3, on 1/8/89 in the NFC Championship as the 49ers went on to defeat the Cincinnati Bengals in Super Bowl XXIII and it was their first regular season win in Chicago since 11/17/74 ... QB **Blaine Gabbert** connected with WR **Torrey Smith** in overtime on a 71-yd. TD pass ... **Smith** now has 3 TDs of 70-or-more yds. on the season ... According to Elias, **Smith** became the first 49ers player to register 3 rec. TDs of 70-or-more yds. in the same season since WR John Taylor accomplished the feat in 1989 ... **Smith** is the first player in the NFL to reach the mark since Cleveland Browns WR Josh Gordon in 2013 ... **Gabbert** ran 6 times on the day for a career-high 75 yds. (12.5 avg.) and a career-long 44-yd. TD to tie the game, 20–20, with 1:42 remaining ... It marked the first TD run of **Gabbert's** career ... **Gabbert** completed 18 passes for 196 yds. and 1 TD for a QB rating of 84.9 ... With 5 recepts. for 37 yds. on the day, WR **Anquan Boldin** became the 18th player in NFL history to record 13,000-or-more rec. yds. in their career ... **Boldin** now has 13,001 career rec. yds. ... RB **Shaun Draughn** capped off a 16-play, 81-yd. drive with a 1-yd. TD run ... It marked **Draughn's** 3rd career TD run and first since 11/1/12 at SD as a member of the Kansas City Chiefs ... Northern Illinois alumnus DB **Jimmie Ward** intercepted Bears QB Jay Cutler and returned it 29 yds. for his first career INT and first career TD ... It marked the first INT for a TD by the **49ers defense** since 12/20/14 vs. SD (S Antoine Bethea – 49-yd. INT return) ... S **Jaquiski Tarrt** brought down Jay Cutler for his 2nd career sack ... WR **Bruce Ellington** had 4 kickoff returns for 98 yds. (24.5 avg.), including a career-long 40-yd. return ... P **Bradley Pinion** had 9 punts for 433 yds. (48.1 avg.), including a career-long 62-yd. punt.

	1st	2nd	3rd	4th	OT	Pts
San Francisco	6	7	0	7	6	26
Chicago	6	7	0	7	0	20

CHI – R. Gould, 40 FG (7–19, 3:25)
CHI – R. Gould, 51 FG (6–20, 2:52)
SF – J. Ward, 29 INT return (kick blocked)
CHI – M. Forte, 5 run (R. Gould) (8–80, 4:12)
SF – S. Draughn, 1 run (P. Dawson) (16–81, 6:44)
CHI – K. Carey, 4 run (R. Gould) (6–83, 3:53)
SF – B. Gabbert, 44 run (P. Dawson) (6–64, 1:50)
SF – T. Smith, 71 pass from B. Gabbert (1–71, 0:11)

TEAM STATISTICS	SF	CHI
First Downs	13	20
Net Yards Gained	291	364
Rushes/Yards	23/121	42/170
Net Yards Passing	170	194
Att/Comp/INT	32/18/0	31/18/1
Sacked/Yards Lost	4/26	1/8
Punts/Average	9/48.1	6/42.8
Fumbles/Lost	0/0	1/0
Penalties/Yards	6/50	8/72
Time of Possession	24:46	37:24
3rd Down Efficiency	7/16 (44%)	8/17 (47%)

RUSHING: 49ERS – B. Gabbert 6–75–1 TD, S. Draughn 13–36–1 TD, T. Cadet 3–6, B. Miller 1–4 ... **BEARS** – M. Forte 21–84–1 TD, J. Langford 12–59, K. Carey 5–17–1 TD, J. Cutler 4–10.

RECEIVING: 49ERS – S. Draughn 5–50, A. Boldin 5–37, T. Smith 2–76–1 TD, V. McDonald 2–18, T. Cadet 1–6, B. Bell 1–5, B. Miller 1–4, B. Ellington 1–0 ... **BEARS** – M. Forte 5–39, A. Jeffrey 4–85, M. Bennett 3–14, M. Mariani 2–33, J. Langford 2–9, J. Bellamy 1–16, Z. Miller 1–6.

PASSING: 49ERS – B. Gabbert 32–18–196–0–1 TD ... **BEARS** – J. Cutler 31–18–202–1–0 TDs.

INTs: 49ERS – J. Ward 1–29–1 TD ... **BEARS** – None.

SACKS: 49ERS – J. Tarrt 1–8 ... **BEARS** – E. Goldman 2–14, W. Young 1.5–9, J. Jenkins 0.5–3.

49ERS TURNOVER RATIO: +1 (SF: 0 fumbles, 0 INTs/CHI: 0 fumbles, 1 INT).

Weather: Sunny
Temperature: 50 degrees
Wind: South 5 mph
Playing Surface: Grass
Time: 3:19
Attendance: 62,088





SUNDAY, DECEMBER 13

SAN FRANCISCO 10, CLEVELAND 24

FIRSTENERGY STADIUM



The 49ers dropped their Week 14 battle to the Cleveland Browns, 24–10, at FirstEnergy Stadium. WR Anquan Boldin registered 2 recpts. for 22 yds. on the day, becoming the first player in NFL history to record 50–or–more recpts. and 600–or–more rec. yds. in each of his first 13 seasons. Cleveland took the opening possession of the game down to the San Francisco 24–yd. line, where K Travis Coons's 42–yd. FG att. was blocked by DT Quinton Dial, his second FG block of the season [at StL (11/1/15)]. According to Elias, Dial became the first member of the 49ers to register 2 blocked FGs in the same season since DE Lawrence Pillers blocked 2 FGs in 1983. The Browns would take a 7–0 lead midway through the first quarter as RB Isaiah Crowell reached the end zone on a 1–yd. run. On the next Cleveland possession, NT Ian Williams registered his first career FF as he stripped the ball away from Browns RB Glenn Winston. The ball was recovered by LB Ahmad Brooks, which marks his third career FR and first since 11/23/14 vs. Was. On the next possession by Cleveland, QB Johnny Manziel drove the Browns offense 56 yards in 10 plays as the drive resulted in a 26–yd. FG by Coons to give the home team a 10–0 advantage in the second quarter. 49ers DL Arik Armstead brought down Manziel for his second sack of the season, forcing a punt on Cleveland's next possession. WR Bruce Ellington returned the punt 36–yds., the longest punt return of his career, setting up a 44–yd. FG from K Phil Dawson to make the score 10–3. With the make, Dawson moved into sole possession of the two longest consecutive made FG streaks in 49ers franchise history and has now connected on 19 consecutive FGs. In 2013, Dawson set the franchise record with 27 consecutive made FGs. Late in the second quarter, S Jaquiski Tartt registered the first INT of his career, as he picked off Manziel to keep the score at 10–3 heading into halftime. Cleveland would take the 17–3 lead late in the third quarter as Manziel connected with TE Gary Barnidge on a 2–yd. TD pass. On their following possession, the Browns extended their lead to 24–3, as Crowell reached the end zone for the second time on the day. With under two minutes remaining, QB Blaine Gabbert connected with WR Jerome Simpson for a 6–yd. TD, marking Simpson's first TD recpt. of the season and 9th of his career, bringing the final score to 24–10 in favor of the Browns.

NOTES: With 2 recpts. for 22 yds. on the day, WR **Anquan Boldin** became the first player in NFL history to record 50–or–more recpts. and 600–or–more rec. yds. in each of his first 13 seasons ... **Boldin** now has 51 recpts. for 617 yds. on the year and 991 career recpts. for 13,023 career yds. ... WR **Jerome Simpson** caught a 6–yd. TD from QB **Blaine Gabbert**, marking Simpson's first TD recpt. of the season and 9th of his career ... By converting on a 44–yd. FG in the 2nd Qtr., K **Phil Dawson** moved into sole possession of the two longest consecutive made FG streaks in 49ers franchise history and has now connected on 19 consecutive FGs ... DT **Quinton Dial** blocked a FGA by Cleveland Browns K Travis Coons for his second blocked FG of the season [at StL (11/1/15)] ... According to Elias, **Dial** became the first member of the 49ers to register 2 blocked FGs in the same season since DE Lawrence Pillers blocked 2 FGs in 1983 ... WR **Bruce Ellington** brought his only punt return of the game 36–yds. which was a career long ... NT **Ian Williams** registered his first career FF as he stripped the ball away from Browns RB Glenn Winston ... The ball was recovered by LB **Ahmad Brooks**, which marks his third career FR and first since 11/23/14 vs. Was. ... S **Eric Reid** also registered his first career FF on the day ... **Dial** brought down Cleveland Browns QB Johnny Manziel for 1.0 sack, giving him 2.5 sacks on the season and 4.5 for his career ... DL **Arik Armstead** brought down Manziel for his second sack of the season ... S **Jaquiski Tartt** intercepted Manziel for his first career INT.

	1st	2nd	3rd	4th	Pts
San Francisco	0	3	0	7	10
Cleveland	7	3	7	7	24

CLE – I. Crowell, 1 run (T. Coons) (6–84, 3:27)
CLE – T. Coons, 26 FG (10–56, 5:52)
SF – P. Dawson, 44 FG (4–6, 1:30)
CLE – G. Barnidge, 2 pass from J. Manziel (T. Coons) (8–78, 4:15)
CLE – I. Crowell, 3 run (T. Coons) (9–91, 4:47)
SF – J. Simpson, 6 pass from B. Gabbert (P. Dawson) (8–94, 1:40)

TEAM STATISTICS	SF	CLE
First Downs	15	28
Net Yards Gained	221	481
Rushes/Yards	17/71	41/230
Net Yards Passing	150	251
Att/Comp/INT	28/18/0	31/21/1
Sacked/Yards Lost	9/44	2/19
Punts/Average	7/40.9	3/39.7
Fumbles/Lost	1/0	3/1
Penalties/Yards	5/40	8/71
Time of Possession	22:21	37:39
3rd Down Efficiency	2/13 (15%)	6/12 (50%)

RUSHING: 49ERS – S. Draughn 11–43, B. Gabbert 3–19, T. Cadet 2–6, B. Miller 1–3 ... **BROWNS** – I. Crowell 20–145–2 TDs, D. Johnson Jr. 13–78, J. Manziel 7–15, G. Winston 1–(–8).

RECEIVING: 49ERS – Q. Patton 5–46, B. Bell 3–49, T. Cadet 2–28, A. Boldin 2–22, J. Simpson 2–20–1 TD, S. Draughn 2–8, T. Smith 1–17, B. Leonhardt 1–4 ... **BROWNS** – B. Hartline 8–107, G. Barnidge 5–84–1 TD, T. Benjamin 4–41, M. Moore 2–23, I. Crowell 1–9, D. Johnson Jr. 1–6.

PASSING: 49ERS – B. Gabbert 28–18–194–0–1 TD ... **BROWNS** – J. Manziel 31–21–270–1–1 TD.

INTs: 49ERS – J. Tartt 1–25 ... **BROWNS** – None.

SACKS: 49ERS – Q. Dial 1–11, A. Armstead 1–8 ... **BROWNS** – A. Bryant 2–19, N. Orchard 2–12, D. Bryant 1.5–5.5, C. Kirksey 1–3, D. Whitner 1–1, J. Poyer 1–0, X. Cooper 0.5–3.5.

49ERS TURNOVER RATIO: +2 (SF: 0 fumbles, 0 INTs/CLE: 1 fumble, 1 INT).

Weather: Overcast
Temperature: 63 degrees
Wind: South 11 mph
Playing Surface: Grass
Time: 2:59
Attendance: 63,916





SUNDAY, DECEMBER 20

CINCINNATI 24, SAN FRANCISCO 14

LEVI'S STADIUM



The 49ers fell to the visiting Cincinnati Bengals, 24-14, in their Week 15 contest at Levi's® Stadium. WR Anquan Boldin led the 49ers offense with 8 receptions for 74 yds. and 1 TD, marking his 3rd TD of the season and 73rd of his career. Boldin now has 13,097 career rec. yds., moving past Hall of Famer WR Steve Largent (13,089) into 17th place all-time in NFL history. After a scoreless first quarter, the Bengals took a 7-0 lead as RB Jeremy Hill rushed for a 1-yd. TD. On their next possession, Cincinnati extended their advantage to 14-0 as Hill recorded his second 1-yd. TD run of the quarter. On the play following an interception at the 49ers 20-yd. line, Bengals QB AJ McCarron connected with TE Tyler Kroft on a 20-yd. TD pass to give Cincinnati the 21-0 halftime lead. Opening up the third quarter with possession, Bengals K Mike Nugent converted a 22-yd. FG to make the score 24-0 in favor of the away team. After a 49ers punt, NT Ian Williams recovered a Hill fumble at the Bengals 46-yd. line, the first FR of Williams' career. San Francisco would make the most of the turnover, as FB Bruce Miller rushed into the end zone from 1-yd. out for his first career TD run. On the next two Bengals possessions, 49ers DB Jimmie Ward notched his first career sack and Williams' recorded his first sack of the season to stymie the Cincinnati offense. On the ensuing 49ers drive, K Phil Dawson's 41-yd. FG att. was blocked by Bengals DE Carlos Dunlap to keep the score at 24-7. However, a sack of McCarron by S Eric Reid, the first of his career, forced a three-and-out by the Cincinnati offense. Starting at their own 28-yd. line, 49ers QB Blaine Gabbert drove the offense 72 yds. on 11 plays and connected with Boldin for a 15-yd. TD pass to cut the deficit to 24-14 with just over two minutes remaining. On the day, Gabbert set new single game career-highs in attempts (50) and completions (30). On the following kickoff, Dawson's onside kick attempt was recovered by LB Nick Bellore, marking the first successful onside kick since 11/13/11 (K David Akers kick recovered by TE Delanie Walker vs. NYG). After a 27-yd. completion to TE Blake Bell, Gabbert looked towards to end zone but was intercepted by Bengals S Shawn Williams to bring the final score to 24-14.

NOTES: The **49ers defense** registered 4.0 sacks on Bengals QB AJ McCarron ... LB **Ahmad Brooks** registered 1.0 sack on the day. He now has 5.0 on the season and 46.0 for his career ... DB **Jimmie Ward** brought down McCarron for his first career sack ... S **Eric Reid** also registered the first sack of his career, taking down McCarron for a three-yard loss ... NT **Ian Williams** recorded his 1st sack of the season and 2nd of his career ... **Williams** recovered a Bengals RB Jeremy Hill fumble for his first career FR ... Following the Williams fumble recovery, FB **Bruce Miller** found the end zone for his first career TD run ... QB **Blaine Gabbert** set new single game career-highs in attempts (50) and completions (30) ... WR **Anquan Boldin** notched 8 receipts. for 74 yds. and 1 TD, marking his 3rd TD of the season and 73rd of his career ... **Boldin** now has 999 career receipts. for 13,097 yds. and 73 TDs ... K **Phil Dawson's** onside kick attempt was recovered by LB **Nick Bellore**, marking the first successful onside kick since 11/13/11 (K David Akers kick recovered by TE Delanie Walker vs. NYG).

	1st	2nd	3rd	4th	Pts
Cincinnati	0	21	3	0	24
San Francisco	0	0	7	7	14

CIN – J. Hill, 1 run (M. Nugent) (5-11, 2:45)
CIN – J. Hill, 1 run (M. Nugent) (5-36, 2:05)
CIN – T. Kroft, 20 pass from A. McCarron (M. Nugent) (1-20, 0:05)
CIN – M. Nugent, 22 FG (13-70, 6:20)
SF – B. Miller, 1 run (P. Dawson) (5-46, 1:36)
SF – A. Boldin, 15 pass from B. Gabbert (P. Dawson) (11-72, 3:53)

TEAM STATISTICS	CIN	SF
First Downs	14	17
Net Yards Gained	242	318
Rushes/Yards	36/68	17/55
Net Yards Passing	174	263
Att/Comp/INT	21/15/0	50/30/3
Sacked/Yards Lost	4/18	4/32
Punts/Average	8/51.6	7/40.6
Fumbles/Lost	1/1	1/1
Penalties/Yards	6/45	11/98
Time of Possession	30:59	29:01
3rd Down Efficiency	4/14 (29%)	2/14 (14%)

RUSHING: BENGALS – G. Bernard 14-33, J. Hill 19-31-2 TDs, A. McCarron 2-2, M. Sanu 1-2 ... **49ERS** – S. Draughn 9-38, B. Gabbert 2-10, T. Cadet 2-4, B. Miller 2-3-1 TD, K. Gaskins 2-0.

RECEIVING: BENGALS – M. Jones 4-89, G. Bernard 4-18, T. Kroft 3-31-1 TD, M. Sanu 2-8, A. Green 1-37, R. Hewitt 1-9 ... **49ERS** – A. Boldin 8-74-1 TD, K. Gaskins 6-52, B. Bell 4-43, T. Cadet 4-32, Q. Patton 3-37, T. Smith 2-33, V. McDonald 1-10, B. Miller 1-10, S. Draughn 1-4.

PASSING: BENGALS – A. McCarron 21-15-192-0-1 TD ... **49ERS** – B. Gabbert 50-30-295-3-1 TD.

INTs: BENGALS – V. Burfict 1-16, A. Jones 1-14, S. Williams 1-14 ... **49ERS** – None.

SACKS: BENGALS – G. Atkins 2-13, V. Burfict 1-9, D. Peko 1-8 ... **49ERS** – J. Ward 1-9, I. Williams 1-6, E. Reid 1-3, A. Brooks 1-0.

49ERS TURNOVER RATIO: -3 (CIN: 1 fumble, 0 INTs/SF: 1 fumble, 3 INTs).

Weather: Cloudy
Temperature: 52 degrees
Wind: East Southeast 14 mph
Playing Surface: Natural Grass
Time: 3:17
Attendance: 70,799





SUNDAY, DECEMBER 27

SAN FRANCISCO 17, DETROIT 32

FORD FIELD



The 49ers fell 32–17 to the Detroit Lions at Ford Field in Week 16. With 5 receptions on the day, WR Anquan Boldin became the 13th player in NFL history to record 1,000–or–more receptions. Boldin achieved the milestone in his 185th career game, becoming the 5th–fastest player to reach the mark. QB Blaine Gabbert finished the game completing 22 of 33 passes for 225 yds., 2 TDs and a passer rating of 106.2. It marked Gabbert's first game with a rating of 100–or–more this season and his first as a starter (min. 10 atts.) since 10/21/12 at Oak. (123.6). After receiving the opening kick, Gabbert drove the 49ers offense 80 yds. on 11 plays and found TE Vance McDonald for a 1–yd. TD pass, McDonald's third TD of the season, to give San Francisco a 7–0 lead. Detroit would answer back on their next possession, as Lions K Matt Prater connected on a 36–yd. FG to make the score 7–3. Early in the second quarter, the Lions would take the 10–7 lead on a 29–yd. TD pass from QB Matthew Stafford to WR TJ Jones. On the ensuing possession, Gabbert drove San Francisco 82–yds. on seven plays and connected on a 16–yd. TD pass to WR Torrey Smith, his fourth of the year, put the 49ers up 14–10. After the San Francisco defense forced a three–and–out by Detroit, the Lions strip–sacked Gabbert and recovered the fumble at the 49ers 1–yd. line. Detroit RB Joique Bell made the most of the short field, recording a 1–yd. TD run on the next play to put the home team up 17–14. With 40 seconds remaining in the half, 49ers K Phil Dawson connected on a 40–yd. FG to tie the game at 17. With one FG and two PATs on the day, Dawson moved past former K Eddie Murray into 16th all–time on the NFL's most career points list, giving him 1,598 for his career. However, Detroit would enter halftime with the 20–17 advantage as Prater connected on a 38–yd. FG as time expired. On the opening possession of the third quarter, Prater converted a 37–yd. FG to extend Detroit's lead to 23–17. On a drive that spanned the end of the third and beginning of the fourth quarter, the Lions embarked on a drive that lasted over seven minutes, culminating in a 1–yd. TD pass from Stafford to WR Calvin Johnson. Prater would finish off the scoring with a 34–yd. FG with just over three minutes remaining, giving Detroit the 32–17 victory.

NOTES: With 5 receptions., WR **Anquan Boldin** now has 1,004 career receipts. as he became the 13th player in NFL history to record 1,000–or–more receipts. for their career ... **Boldin** achieved the milestone in his 185th career game, becoming the 5th–fastest player to reach the mark ... QB **Blaine Gabbert** finished the game completing 22 of 33 passes for 225 yds., 2 TDs and a passer rating of 106.2 ... It marked **Gabbert's** first game with a rating of 100–or–more this season and his first as a starter (min. 10 atts.) since 10/21/12 at Oak. (123.6) ... On the opening drive of the game, TE **Vance McDonald** registered his 3rd TD of the season on a 1–yd. pass from Gabbert ... **McDonald** finished the game with 5 receipts. for 61 yds. and 1 TD ... WR **Torrey Smith** caught a 17–yd. TD pass from Gabbert, marking his 4th TD receipt. of the season ... WR **Bruce Ellington** registered 3 receipts. for a career–high 55 yds., including a career–long 38–yd. receipt. ... In his first game with the 49ers, RB **DuJuan Harris** registered 11 carries for a career–high 73 yds. ... LBs **NaVorro Bowman** and **Ahmad Brooks** brought down Lions QB Matthew Stafford for 0.5 sack each ... **Brooks** also added another sack and finished with 1.5 sacks on the day which marked his 10th career game with 1.5–or–more sacks ... **Bowman** now has 2.5 sacks on the season and 11.5 for his career ... **Brooks** now has 6.5 on the season and 47.5 for his career ... **Brooks'** 45.5 sacks as a member of the 49ers (2008–15) is the most in franchise history by a linebacker, since sacks became an official statistic in 1982 ... With 1 FG and 2 PATs, K **Phil Dawson** moved past former K Eddie Murray into 16th all–time on the NFL's most career points list, and now has 1,598 for his career.

	1st	2nd	3rd	4th	Pts
San Francisco	7	10	0	0	17
Detroit	3	17	3	9	32

SF – V. McDonald, 1 pass from B. Gabbert (P. Dawson) (11–80, 5:36)
DET – M. Prater, 36 FG (8–44, 4:05)
DET – T. Jones, 29 pass from M. Stafford (M. Prater) (9–74, 4:39)
SF – T. Smith, 16 pass from B. Gabbert (P. Dawson) (7–82, 2:49)
DET – J. Bell, 1 run (M. Prater) (1–1, 0:03)
SF – P. Dawson, 40 FG (9–68, 2:06)
DET – M. Prater, 38 FG (4–60, 0:35)
DET – M. Prater, 37 FG (11–64, 6:35)
DET – C. Johnson, 1 pass from M. Stafford (pass failed) (13–67, 7:27)
DET – M. Prater, 34 FG (9–24, 3:43)

TEAM STATISTICS	SF	DET
First Downs	20	26
Net Yards Gained	322	371
Rushes/Yards	23/121	28/87
Net Yards Passing	201	284
Att/Comp/INT	33/22/0	37/29/0
Sacked/Yards Lost	3/24	2/17
Punts/Average	3/41.7	3/43.7
Fumbles/Lost	1/1	0/0
Penalties/Yards	11/65	7/71
Time of Possession	23:30	36:30
3rd Down Efficiency	1/9 (11%)	4/12 (33%)

RUSHING: 49ERS – D. Harris – 11–73, J. Hayne 9–27, K. Gaskins 2–12, B. Gabbert 1–9 ... **LIONS** – A. Abdullah 8–39, T. Riddick 7–20, J. Bell 7–13–1 TD, M. Stafford 5–11, I. Abdul–Quddus 1–4.

RECEIVING: 49ERS – V. McDonald 5–61–1 TD, A. Boldin 5–27, J. Hayne 5–20, B. Ellington 3–55, T. Smith 2–23–1 TD, Q. Patton 1–28, D. Harris 1–11 ... **LIONS** – T. Riddick 7–63, C. Johnson 6–77–1 TD, G. Tate 4–59, E. Ebron 4–49, A. Abdullah 4–9, J. Bell 2–9, T. Jones 1–29–1 TD, L. Moore 1–6.

PASSING: 49ERS – B. Gabbert 33–22–225–0–2 TDs ... **LIONS** – M. Stafford 37–29–301–0–2 TDs.

INTs: 49ERS – None ... **LIONS** – None.

SACKS: 49ERS – A. Brooks 1.5–13.5, N. Bowman 0.5–3.5 ... **LIONS** – D. Taylor 1–12, I. Abdul–Quddus 1–1, J. Bynes 0.5–5.5, H. Ngata 0.5–5.5

49ERS TURNOVER RATIO: –1 (SF: 1 fumble, 0 INTs/DET: 0 fumbles, 0 INTs).

Playing Surface: Turf

Time: 3:15

Attendance: 61,313





SUNDAY, JANUAR 3

ST. LOUIS 16, SAN FRANCISCO 19 (OT)

LEVI'S STADIUM



The San Francisco 49ers finished the 2015 season with a 19–16, overtime win over the St. Louis Rams at Levi's® Stadium. San Francisco registered their second overtime win of the season [26–20 at Chi. (12/6/15)], marking the first time the team has won two overtime games in the same season since 2004 [31–28 vs. Arz. (10/10/04); 31–28 at Arz. (12/12/04)]. The win marked the ninth–consecutive regular season home finale win by the 49ers, the longest winning streak in home finales in the NFL. The San Francisco offense amassed 458 net yds. of total offense (108 rushing, 350 passing), the most by the 49ers since 9/8/13 vs. GB (494 net yds. – 90 rushing, 404 passing). QB Blaine Gabbert completed 28 of 44 atts., for a career–high 354 yds. and 1 TD. RB DuJuan Harris rushed for a team–high 67 yds. on 16 carries and also set career highs in receipts. (8) and rec. yds. (86). He became the first player to lead the team in both rushing and receiving yds. in the same game since RB Frank Gore vs. Sea. [16–131 rushing & 5–51 receiving (10/18/12)]. After the teams traded punts to open the game, Rams K Greg Zuerlein gave the road team a 3–0 lead midway through the first quarter with a 33–yd. FG. On the first play of the second quarter, Gabbert finished off a 7–play, 70–yd. drive with a 33–yd. TD pass to WR Anquan Boldin, his 4th TD receipt. of the season and 74th of his career. Boldin finished the game with 5 receipts. for 71 yds. and 1 TD. On the ensuing possession, the San Francisco defense held strong, forcing a Rams punt. However, St. Louis attempted a fake, but WR Bruce Ellington, deep for the punt return, ranged to his left and broke up the pass from Rams P Johnny Hekker in the end zone. Three plays later, Harris broke off a career–long 47–yd. run, setting up a 26–yd. FG by K Phil Dawson. St. Louis would respond on their next possession, as Zuerlein connected on a 32–yd. FG to make the score 10–6. After a 49ers turnover, Rams RB Tre Mason gave St. Louis a 13–10 lead with a 4–yd. TD run. Closing out the first half, Zuerlein converted from 44–yd. to give the Rams a 16–10 halftime advantage. Opening up the third quarter, Gabbert connected on a 44–yd. pass to Ellington to set up Dawson's second FG of the day, this time a 28–yd. conversion. On the following possession, Zuerlein would miss a 52–yd. FG to keep the score at 16–13. With less than five minutes remaining, Dawson finished off a 12–play, 60–yd. drive with a 38–yd. FG to tie the game at 16 heading into overtime. Receiving the ball first, the 49ers were forced to punt on their opening possession. Taking over with the game on the line, St. Louis drove into 49ers territory to attempt a game–winning FG, but Zuerlein's 48–yd. FG att was blocked by CB Dontae Johnson. Looking to finish the season on a high note, Gabbert connected with WR Quinton Patton for 33–yds. to set up the game–winning 23–yd. FG by Dawson to give San Francisco the 19–16 overtime win. Dawson connected on all 4 FGAs on the day, giving him 386 career made FGs, ranking t–9th in NFL history. In tying his season–high of 13 points scored, Dawson became the 16th player in NFL history to reach 1,600 career pts. [1,611].

NOTES: The **49ers** improved to 66–64–3 all–time against the Rams, including a 33–32–2 record at home ... The **Niners** have now won their ninth–consecutive regular season home finale, the longest active winning streak in home finales in the NFL ... **San Francisco** has split the season series with St. Louis for the second consecutive season ... The **49ers** registered their second overtime win of the season, marking the first time the team has won two overtime games in the same season since 2004 [31–28 vs. Arz. (10/10/04); 31–28 at Arz. (12/12/04)] ... The **49ers offense** amassed 458 net yds. of total offense (108 rushing, 350 passing), the most by the 49ers since 9/8/13 vs. GB (494 net yds. – 90 rushing, 404 passing) ... RB **DuJuan Harris** rushed for a team–high 67 yds. on 16 carries and also set career highs in receipts. (8) and rec. yds. (86) ... **Harris** became the first player to lead the team in both rushing and receiving yds. in the same game since RB Frank Gore vs. Sea. [16–131 rushing & 5–51 receiving (10/18/12)] ... QB **Blaine Gabbert** completed 28 of 44 atts., for a career–high 354 yds. and 1 TD ... WR **Anquan Boldin** caught a 33–yd. TD pass from QB Blaine Gabbert for his 4th TD receipt. of the season and 74th of his career ... **Boldin** finished the game with 5 receipts. for 71 yds. and 1 TD ... LB **NaVorro Bowman** forced a Rams RB Tre Mason fumble on the first series of the game ... It marked **Bowman's** first FF of the season and 6th of his career ... K **Phil Dawson** connected on all 4 FGAs, including the 23–yd. FG in overtime to win the game ... **Dawson** has now made 386 career FGs, ranking t–9th in NFL history ... With 13 points scored, **Dawson** became the 16th player in NFL history to reach 1,600 career pts.

	1st	2nd	3rd	4th	OT	Pts
St. Louis	3	13	0	0	0	16
San Francisco	0	10	3	3	3	19

STL – G. Zuerlein, 33 FG (6–72, 2:15)
SF – A. Boldin, 33 pass from B. Gabbert (P. Dawson) (7–70, 3:27)
SF – P. Dawson, 26 FG (7–55, 2:16)
STL – G. Zuerlein, 32 FG (12–66, 6:20)
STL – T. Mason, 4 run (G. Zuerlein) (2–3, 0:16)
STL – G. Zuerlein, 44 FG (4–40, 0:25)
SF – P. Dawson, 28 FG (12–70, 5:23)
SF – P. Dawson, 38 FG (12–60, 5:53)
SF – P. Dawson, 23 FG (5–69, 1:22)

TEAM STATISTICS	STL	SF
First Downs	21	21
Net Yards Gained	364	458
Rushes/Yards	33/133	33/108
Net Yards Passing	231	350
Att/Comp/INT	38/22/0	44/28/1
Sacked/Yards Lost	0/0	1/4
Punts/Average	5/51.8	5/39.0
Fumbles/Lost	1/0	2/0
Penalties/Yards	11/105	7/60
Time of Possession	38:30	33:03
3rd Down Efficiency	3/13 (23%)	8/18 (44%)

RUSHING: RAMS – T. Mason 18–44–1 TD, B. Cunningham 4–38, T. Austin 6–32, M. Brown 4–17, C. Keenum 1–2 ... **49ERS** – D. Harris 16–67, M. Davis 10–34, B. Gabbert 7–7.

RECEIVING: RAMS – L. Kendricks 5–37, T. Austin 5–30, K. Britt 3–81, B. Cunningham 3–34, B. Quick 2–23, W. Welker 2–16, C. Harkey 1–12, M. Brown 1–(–2) ... **49ERS** – D. Harris 8–86, A. Boldin 5–71–1 TD, T. Smith 5–61, V. McDonald 3–37, M. Davis 2–15, B. Miller 2–2, B. Ellington 1–44, Q. Patton 1–33, B. Bell 1–5.

PASSING: RAMS – C. Keenum 37–22–231–0–0 TDs, J. Hekker 1–0–0–0–0 TDs ... **49ERS** – B. Gabbert 44–28–354–1–1 TD.

INTs: RAMS – E. Sims 1–42 ... **49ERS** – None.

SACKS: RAMS – C. Long 1–4 ... **49ERS** – None.

49ERS TURNOVER RATIO: –1 (STL: 0 fumbles, 0 INTs/SF: 0 fumbles, 1 INT).

Weather: Partly Cloudy
Temperature: 53 degrees
Wind: North Northwest 6 mph
Playing Surface: Natural Grass
Time: 3:25
Attendance: 70,799



ALL-TIME REGULAR SEASON SERVICE

MOST SEASONS PLAYED

Player	Seasons
1. John Brodie (1957–1973)	17
2. Jerry Rice (1985–2000)	16
Jimmy Johnson (1961–1976)	16
4. Charlie Krueger (1959–1973)	15
Len Rohde (1960–1974)	15

MOST CONSECUTIVE GAMES PLAYED

Player	Games
1. Brian Jennings (2000–2012)	208
Len Rohde (1960–1974)	208
3. Jerry Rice (1985–2000)	189
4. Leo Nomellini (1950–1963)	174

MOST REGULAR SEASON GAMES PLAYED

Player	Pos	Years	Seasons	Games
1. Jerry Rice	WR	1985–2000	16	238
2. Jimmy Johnson	DB/HB	1961–1976	16	213
3. Brian Jennings	TE/LS	2000–2012	13	208
Bryant Young	DT	1994–2007	14	208
Len Rohde	T	1960–1974	15	208
6. John Brodie	QB	1957–1973	17	201
7. Charlie Krueger	DT	1959–1973	15	198
8. Keith Fahnhorst	T	1974–1987	14	193
9. Randy Cross	G/C	1976–1988	13	185
10. Jesse Sapolu	G/C	1983–1997	15	182

MOST REGULAR SEASON GAMES PLAYED BY POSITION

	<u>Quarterbacks</u>	<u>Pos</u>	<u>Years</u>	<u>Seasons</u>	<u>Games</u>
1.	John Brodie	QB	1957–1973	17	201
2.	Joe Montana	QB	1979–1992	14	167
3.	Steve Young	QB	1987–1999	13	150
4.	Y.A. Tittle	QB	1951–1960	10	112
5.	Steve Spurrier	QB	1967–1975	9	92
6.	Alex Smith	QB	2005–2012	8	80
7.	Jeff Garcia	QB	1999–2003	5	74
8.	Colin Kaepernick	QB	2011–* (6)	6	68
9.	Elvis Grbac	QB	1993–1996	4	43
10.	Steve DeBerg	QB	1978–1980	3	39
	Billy Kilmer	QB	1961–1966	6	39

<u>Offensive Linemen</u>	<u>Pos</u>	<u>Years</u>	<u>Seasons</u>	<u>Games</u>
1. Len Rohde	T	1960–1974	15	208
2. Keith Fahnhorst	T	1974–1987	14	193
3. Randy Cross	G/C	1976–1988	13	185
4. Jesse Sapolu	G/C	1983–1997	15	182
5. Steve Wallace	T	1986–1996	11	166
6. Bruce Bosley	C/G	1956–1968	13	163
7. John Ayers	G	1977–1986	10	148
8. Guy McIntyre	G	1984–1993	10	145
9. Fred Quillan	C	1978–1987	10	143
10. Joe Staley	T	2007–* (10)	10	142

	<u>WRs/TEs</u>	<u>Pos</u>	<u>Years</u>	<u>Seasons</u>	<u>Games</u>
1.	Jerry Rice	WR	1985–2000	16	238
2.	Brian Jennings	TE/LS	2000–2012	13	208
3.	Brent Jones	TE	1987–1997	11	143
4.	Vernon Davis	TE	2006–2015	9	139
5.	Mike Wilson	WR	1981–1990	10	136
6.	Dwight Clark	WR	1979–1987	9	134
7.	Gene Washington	WR	1969–1977	9	124
8.	Terrell Owens	WR	1996–2003	8	121
	John Taylor	WR	1987–1995	9	121
10.	Freddie Solomon	WR	1978–1985	8	114

<u>Running Backs</u>	<u>Pos</u>	<u>Years</u>	<u>Seasons</u>	<u>Games</u>
Frank Gore	RB	2005–2014	10	148
Joe Perry	FB	1950–1963	12	131
Ken Willard	FB	1965–1973	9	125
Roger Craig	RB	1983–1990	8	121
Tom Rathman	FB	1986–1993	8	115
Fred Beasley	FB	1998–2005	8	114
Terry Jackson	RB	1999–2005	7	100
Hugh McElhenny	HB	1952–1960	9	97
J.D. Smith	HB	1956–1964	9	97
Dexter Carter	RB	1990–1996	7	90

<u>Defensive Linemen</u>		<u>Pos</u>	<u>Years</u>	<u>Seasons</u>	<u>Games</u>
1.	Bryant Young	DT	1994–2007	14	208
2.	Charlie Krueger	DT	1959–1973	15	198
3.	Leo Nomellini	DT	1950–1963	14	174
4.	Roland Lakes	DT	1961–1970	10	140
5.	Cedrick Hardman	DE	1970–1979	10	139
6.	Tommy Hart	DE	1968–1977	10	131
7.	Isaac Sopoaga	DT	2005–2012	8	125
8.	Michael Carter	NT	1984–1992	9	121
9.	Dwaine Board	DE	1979–1988	10	117
10.	Dennis Brown	DE	1990–1996	7	110

<u>Linebackers</u>	<u>Pos</u>	<u>Years</u>	<u>Seasons</u>	<u>Games</u>
1. Matt Hazeltine	LB	1955–1968	14	176
2. Keena Turner	LB	1980–1990	11	153
Dave Wilcox	LB	1964–1974	11	153
4. Frank Nunley	LB	1967–1976	10	137
5. Willie Harper	LB	1973–1983	11	134
Mike Walter	LB	1984–1993	10	134
7. Jeff Ulbrich	LB	2000–2009	10	120
8. Skip Vanderbundt	LB	1969–1977	9	119
9. Patrick Willis	LB	2007–2014	8	112
Ken Norton	LB	1994–2000	7	112

	<u>Secondary</u>	<u>Pos</u>	<u>Years</u>	<u>Seasons</u>	<u>Games</u>
1.	Jimmy Johnson	DB/HB	1961–1976	16	213
2.	Mel Phillips	DB	1966–1977	12	147
3.	Ronnie Lott	S	1981–1990	10	129
4.	Merton Hanks	S	1991–1998	8	125
5.	Don Griffin	CB	1986–1993	8	114
6.	Tim McDonald	S	1993–1999	7	111
7.	Eric Wright	CB	1981–1990	10	110
8.	Tarell Brown	CB	2007–2013	7	100
	Bruce Taylor	CB	1970–1977	8	100
10.	Shawntae Spencer	CB	2004–2011	8	98

	Kickers	Pos	Years	Seasons	Games
1.	Ray Wersching	K	1977–1987	11	155
2.	Tommy Davis	K	1959–1969	11	138
3.	Mike Cofer	K	1988–1993	6	96
4.	Joe Nedney	K	2005–2010	6	86
5.	Bruce Gossett	K	1970–1974	5	70

	Punters	Pos	Years	Seasons	Games
1.	Andy Lee	P	2004–2014	11	176
2.	Tom Wittum	P	1973–1977	5	70
3.	Max Runager	P	1984–1988	5	59
4.	Tommy Thompson	P	1995–1997	3	48
5.	Barry Helton	P	1988–1990	3	47

ALL-TIME REGULAR SEASON SCORING

ALL-TIME LEADING SCORERS

Player	Years	Gms	TDs	Rsh	Rec	Ret	2-pt	PAT	FG	Pts
1. Jerry Rice	1985–2000	238	187	10	176	1	4	0/0	0/0	1,130
2. Ray Wersching	1977–1987	155	0	0	0	0	0	409/425	190/261	979
3. Tommy Davis	1959–1969	138	0	0	0	0	0	348/350	130/276	738
4. Mike Cofer	1988–1993	96	0	0	0	0	0	289/296	128/191	673
5. Gordy Soltau	1950–1958	107	25	0	25	0	0	284/303	70/139	644
6. Joe Nedney	2005–2010	86	0	0	0	0	0	154/154	129/149	541
7. Terrell Owens	1996–2003	121	83	2	81	0	2	0/0	0/0	502
8. Bruce Gossett	1970–1974	70	0	0	0	0	0	163/168	99/153	460
9. Frank Gore	2005–2014	148	76	64	11	1	1	0/0	0/0	458
10. Phil Dawson	2013–* (4)	62	0	0	0	0	0	127/129	99/115	424
11. Roger Craig	1983–1990	121	66	50	16	0	0	0/0	0/0	396
12. Ken Willard	1965–1973	125	61	45	16	0	0	0/0	0/0	366
13. Gene Washington	1969–1977	124	59	0	59	0	0	0/0	0/0	354
14. Joe Perry	1950–1963	131	57	50	7	0	0	6/7	1/6	351
15. Vernon Davis	2006–2015	139	55	0	53	0	1	0/0	0/0	332
16. Hugh McElhenny	1952–1960	97	51	35	15	1	0	0/0	0/0	306
17. David Akers	2011–2012	32	0	0	0	0	0	78/78	73/94	297
18. Billy Wilson	1951–1960	100	49	0	49	0	0	0/0	0/0	294
19. Dwight Clark	1979–1987	134	48	0	48	0	0	0/0	0/0	288
Freddie Solomon	1978–1985	114	48	3	43	2	0	0/0	0/0	288

MOST POINTS IN SINGLE SEASON

Player	Year	TDs	XPM	XPA	FGM	FGA	2pt	Pts
1. David Akers	2011	0	34	34	<u>44</u>	<u>52</u>	0	<u>166</u>
2. Phil Dawson	2013	0	44	44	32	36	0	140
3. Jerry Rice	1987	23	0	0	0	0	0	<u>138</u>
4. Mike Cofer	1989	0	49	51	29	36	0	136
5. David Akers	2012	0	44	44	29	42	0	131
Ray Wersching	1984	0	56	<u>56</u>	25	35	0	<u>131</u>
7. Jeff Wilkins	1996	0	40	40	30	34	0	130
8. Ray Wersching	1983	0	51	51	25	30	0	126
9. Gary Anderson	1997	0	38	38	29	36	0	125
10. Mike Cofer	1988	0	40	41	<u>27</u>	<u>38</u>	0	<u>121</u>
Joe Nedney	2008	0	34	34	29	33	0	121

Led NFL

Led Conference

+ NFL Record

LONGEST FIELDS GOALS

Player	Game	Lg
1. David Akers	at GB (9/9/12)	63
2. Phil Dawson	at Arz. (12/29/13)	56
Joe Nedney	at StL (12/24/05)	56
Mike Cofer	at Atl. (10/14/90)	56
5. Phil Dawson	vs. KC (10/5/14)	55
Phil Dawson	at NO (11/17/13)	55
David Akers	at Det. (10/16/11)	55
David Akers	vs. Dal. (9/18/11)	55
8. Phil Dawson	at StL (11/1/15)	54
Phil Dawson	at StL (10/13/14)	54
David Akers	at Sea. (12/23/12)	54
Steve Mike–Mayer	at LA Rams (11/9/75)	54
Bruce Gossett	vs. NO (10/21/73)	54
11. Phil Dawson	at Arz. (11/13/16)	53
Phil Dawson	vs. Arz. (11/29/15)	53
Phil Dawson	vs. Bal. (10/18/15)	53
Phil Dawson	vs. Car. (11/10/13)	53
Phil Dawson	vs. Arz. (12/28/14)	53
David Akers	at Sea. (12/24/11)	53
David Akers	at Cin. (9/25/11)	53
Joe Nedney	vs. Phi. (10/12/08)	53
Ray Wersching	at Det. (9/2/84)	53
Tommy Davis	at LA Rams (10/17/65)	53
Tommy Davis	vs. Chi. (10/4/64)	53

ALL-TIME SCORING

Touchdowns by Rushing	998
Touchdowns by Receptions	1,397
Touchdowns by Interception Return	83
Touchdowns by Kickoff Return	21
Touchdowns by Punt Return	30
Fields Goals Made	1,209
Safeties	34

50+ YARD FIELD GOALS, Career

Player	No.
1. Phil Dawson	14
2. Joe Nedney	10
3. David Akers	9
4. Mike Cofer	5
5. Tommy Davis	4
Ray Wersching	4
7. Bruce Gossett	2
Todd Peterson	2

FIELD GOAL PCT., Career

Player	Pct.
1. Joe Nedney, 129–149	86.6
2. Phil Dawson, 99–115	86.1
3. Ray Wersching, 190–261	72.8
4. Mike Cofer, 128–191	67.0

SAFETIES, Career

Player	Safeties
1. Bryant Young	3
Charlie Krueger	3
3. Leo Nomellini	2
4. 18 Players	1
Last: Corey Lemonier 10/13/13 vs. Arz.	

MOST TOUCHDOWNS, Career

Player	TD
1. Jerry Rice (WR)	187
2. Terrell Owens (WR)	83
3. Frank Gore (RB)	76
4. Roger Craig (RB)	66
5. Ken Willard (FB)	61
6. Gene Washington (WR)	59
7. Joe Perry (FB)	57
8. Vernon Davis (TE)	55
9. Hugh McElhenny (HB)	51
10. Billy Wilson (E)	49

MOST FGs MADE, Career

Player	FGM
1. Ray Wersching	190
2. Tommy Davis	130
3. Joe Nedney	129
4. Mike Cofer	128
5. Phil Dawson	99
Bruce Gossett	99
7. David Akers	73
8. Gordie Soltau	70
9. Wade Richey	54
10. Jeff Wilkins	42

MOST FGs ATTEMPTED, Career

Player	FGA
1. Tommy Davis	276
2. Ray Wersching	261
3. Mike Cofer	191
4. Bruce Gossett	153
5. Joe Nedney	149
6. Gordie Soltau	139
7. Phil Dawson	115
8. David Akers	94
9. Wade Richey	72
10. Steve Mike–Mayer	56

MOST PATs MADE, Career

Player	PAT
1. Ray Wersching	409
2. Tommy Davis	348
3. Mike Cofer	289
4. Gordie Soltau	284
5. Bruce Gossett	163
6. Joe Nedney	154
7. Phil Dawson	127
8. Wade Richey	122
9. Doug Brien	79
10. David Akers	78

MOST PATs ATTEMPTED, Career

Player	PAT
1. Ray Wersching	425
2. Tommy Davis	350
3. Gordie Soltau	303
4. Mike Cofer	296
5. Bruce Gossett	168
6. Joe Nedney	154
7. Phil Dawson	129
Wade Richey	127
9. Doug Brien	81
10. David Akers	78

ALL-TIME REGULAR SEASON SCORING

TOP SINGLE-GAME SCORING PERFORMANCES

MOST POINTS

Player	Game	Points
1. Jerry Rice (WR)	at Atl. (10/14/90) – 5 TDs	30
2. Gordie Soltau (E)	vs. LA Rams (10/28/51) – 3 TDs, 1 FG, 5 PATs	26
3. Jerry Rice (WR)	at TB (11/14/93) – 4 TDs	24
Billy Kilmer (QB)	at Min. (10/15/61) – 4 TDs	24
5. Jeff Wilkins (K)	vs. Atl. (9/29/96) – 6 FGs, 3 PATs	21
Gordie Soltau (E)	vs. Bal. (12/13/53) – 2 TDs, 1FG, 6 PATs	21

MOST TOUCHDOWNS

Player	Game	TDs
1. Jerry Rice (WR)	at Atl. (10/14/90)	5
2. Jerry Rice (WR)	at TB (11/14/93)	4
Billy Kilmer (QB)	at Min. (10/15/61)	4

MOST FIELD GOALS MADE

Player	Game	FGM
1. Jeff Wilkins	vs. Atl. (9/29/96)	6
Ray Wersching	at NO (10/16/83)	6
3. Joe Nedney	vs. TB (10/30/05)	5
Jeff Chandler	vs. Chi. (9/7/03)	5
Bruce Gossett	at Den. (9/23/73)	5

MOST FIELD GOALS ATTEMPTED

Player	Game	FGA
1. David Akers	vs. Arz. (11/20/11)	6
Joe Nedney	vs. TB (10/30/05)	6
Jeff Wilkins	vs. Atl. (9/29/96)	6
Ray Wersching	at NO (10/16/83)	6
Tommy Davis	at LA Rams (10/17/65)	6
Tommy Davis	at Dal. (11/20/60)	6
Gordie Soltau	at GB (11/23/58)	6

MOST PATS MADE

Player	Game	PATs Made
1. Mike Cofer	vs. Atl. (10/18/92)	8
2. Mike Cofer	at Det. (12/19/93)	7
Mike Cofer	vs. Chi. (12/23/91)	7
Bruce Gossett	at Atl. (10/29/72)	7
Tommy Davis	vs. Chi. (9/19/65)	7
Tommy Davis	at Det. (10/1/61)	7

MOST PATS ATTEMPTED

Player	Game	PATs Att.
1. Mike Cofer	vs. Atl. (10/18/92)	8
2. Mike Cofer	at Det. (12/19/93)	7
Mike Cofer	vs. Chi. (12/23/91)	7
Bruce Gossett	at Atl. (10/29/72)	7
Tommy Davis	vs. Chi. (9/19/65)	7
Tommy Davis	at Det. (10/1/61)	7

MOST CONSECUTIVE FIELD GOALS MADE

Player	FG
1. Phil Dawson (10/6/13 to 12/29/13)	27
2. Phil Dawson (9/14/15 to 12/13/15)	19
3. Joe Nedney (11/26/06 to 9/30/07)	18
4. Mike Cofer (12/4/88 to 10/1/89)	17
5. Wade Richey (12/27/98 to 11/7/99)	16
Gary Anderson (9/14/97 to 11/10/97)	16
7. David Akers (10/9/11 to 11/13/11)	15
8. Phil Dawson (10/2/16 to 12/4/16)	14

MOST TOUCHDOWNS, Season

Player	TD
1. Jerry Rice (1987), 22 rec., 1 rush	23
2. Jerry Rice (1995), 15 rec., 1 rush, 1 fum. rec.	17
Jerry Rice (1989), 17 rec.	17
4. Terrell Owens (2001), 16 rec.	16
Jerry Rice (1993), 15 rec, 1 rush	16
Jerry Rice (1986), 15 rec., 1 rush	16

MOST FGs MADE, Season

Player	FGM
1. David Akers (2011)	44
2. Phil Dawson (2013)	32
3. Jeff Wilkins (1996)	30
4. David Akers (2012)	29
Joe Nedney (2008)	29
Joe Nedney (2006)	29
Gary Anderson (1997)	29
Mike Cofer (1989)	29

MOST CONSECUTIVE GAMES WITH FG MADE

Player	Games
1. David Akers (9/11/11 to 12/30/12)	32
2. Bruce Gossett (11/29/70 to 10/1/72)	21

MOST FGs ATTEMPTED, Season

Player	FGA
1. David Akers (2011)	52
2. David Akers (2012)	42
3. Mike Cofer (1988)	38
4. Phil Dawson (2013)	36
Gary Anderson (1997)	36
Mike Cofer (1990)	36
Mike Cofer (1989)	36
Bruce Gossett (1971)	36

MOST PATs MADE, Season

Player	PAT
1. Doug Brien (1994)	60
2. Mike Cofer (1993)	59
3. Ray Wersching (1984)	56
4. Mike Cofer (1992)	53
5. Ray Wersching (1985)	52
Tommy Davis (1965)	52

MOST CONSECUTIVE PATs MADE

Player	PAT
1. Tommy Davis (9/27/59 to 12/12/65)	234

MOST PATs ATTEMPTED, Season

Player	PAT
1. Doug Brien (1994)	62
2. Mike Cofer (1993)	61
3. Ray Wersching (1984)	56
4. Mike Cofer (1992)	54
5. Ray Wersching (1985)	53
Tommy Davis (1965)	53

MOST CONSECUTIVE GAMES WITH A TOUCHDOWN

Player	Games
1. Jerry Rice (12/19/86 to 12/27/87)	13
2. Terrell Owens (11/8/98 to 12/27/98)	8
Jerry Rice (12/8/89 to 11/27/89)	8
Dave Parks (11/7/65 to 9/11/66)	8

ALL-TIME REGULAR SEASON PASSING

ALL-TIME LEADING PASSERS (BY YARDS)

Player	Years	Gms	Att	Cmp	Pct	Yards	TD	INT	Lg	QB	INT	Rat	Pct.
1. Joe Montana	1979–1992 (14)	167	4,600	2,929	63.7	35,124	244	123	96t	93.5	2.7		
2. John Brodie	1957–1973 (17)	201	4,491	2,469	55.0	31,548	214	224	83t	72.3	5.0		
3. Steve Young	1987–1999 (13)	150	3,648	2,400	65.8	29,907	221	86	97t	101.4	2.4		
4. Jeff Garcia	1999–2003 (5)	74	2,360	1,449	61.4	16,408	113	56	76t	88.3	2.4		
5. Y.A. Tittle	1951–1960 (10)	112	2,194	1,226	55.9	16,016	108	134	78t	70.0	6.1		
6. Alex Smith	2005–2012 (8)	80	2,177	1,290	59.3	14,280	81	63	75	79.1	2.9		
7. Colin Kaepernick	2011–* (6)	68	1,671	994	59.5	12,056	71	30	80t	88.4	1.8		
8. Steve DeBerg	1978–1980 (3)	39	1,201	670	55.8	7,220	37	60	93t	63.1	5.0		
9. Steve Spurrier	1967–1975 (9)	92	840	441	52.5	5,250	33	48	81t	61.2	5.7		
10. Tim Rattay	2000–2005 (6)	32	586	356	60.8	3,941	24	18	89t	81.6	3.1		
11. Frankie Albert	1950–1952 (3)	36	601	316	52.6	3,847	27	43	60	57.7	7.2		
12. Shaun Hill	2007–2009 (3)	18	522	322	61.7	3,490	23	11	61	87.3	2.1		
13. Jim Plunkett	1976–1977 (2)	26	491	254	51.7	3,285	22	30	85t	62.5	6.1		
14. Elvis Grbac	1994–1996 (3)	42	430	284	66.0	3,098	18	16	81t	85.6	3.7		
15. Blaine Gabbert	2014–* (3)	15	449	272	60.6	2,994	16	13	75t	80.2	2.9		
16. Steve Bono	1989–1993 (5)	34	359	220	61.3	2,558	14	7	78	87.7	1.9		
17. Ken Dorsey	2004–2005 (2)	11	316	171	54.1	1,712	8	11	59	63.7	3.5		
18. George Mira	1964–1968 (5)	47	240	112	46.7	1,711	17	14	79t	70.0	5.8		
19. Norm Snead	1974–1975 (2)	12	237	138	58.2	1,705	11	11	60t	76.7	4.6		
20. J.T. O'Sullivan	2008 (1)	9	220	128	58.2	1,678	8	11	63	73.6	5.0		

MOST PASSING YARDS IN SINGLE SEASON

Player	Year	Att	Cmp	Pct	Yards	TD	INT	Lg	QB	INT	Rat	Pct
1. Jeff Garcia	2000	561	355	63.3	4,278	31	10	69t	97.6	1.8		
2. Steve Young	1998	517	322	62.3	4,170	36	12	81t	101.1	2.3		
3. Steve Young	1993	462	314	68.0	4,023	29	16	80t	101.5	3.5		
4. Steve Young	1994	461	324	70.3	3,969	35	10	69t	112.8	2.2		
5. Joe Montana	1990	520	321	61.7	3,944	26	16	78t	89.0	3.1		
6. Joe Montana	1983	515	332	64.5	3,910	26	12	77t	94.6	2.3		
7. Joe Montana	1985	494	303	61.3	3,653	27	13	73	91.3	2.6		
8. Steve DeBerg	1979	578	347	60.0	3,652	17	21	50	73.1	3.6		
9. Joe Montana	1984	432	279	64.6	3,630	28	10	80t	102.9	2.3		
10. Joe Montana	1981	488	311	63.7	3,565	19	12	78t	88.4	2.5		

Led NFL

Led Conference

MOST CONSECUTIVE COMPLETIONS

Player	Game(s)	Cmp
1. Joe Montana	last 5 vs. Cle. (11/29/87) first 17 at GB (12/6/87)	22
2. Steve Young	at Was. (11/24/96)	19

CONSECUTIVE PASSES WITHOUT INTERCEPTION

Player	Game(s)	Att
1. Alex Smith	12 passes at Bal. (11/24/11) to 33 passes at Min. (9/23/12)	249
2. Steve Young	22 passes vs. Min. (10/3/93) to 12 passes at LA Rams (11/28/93)	184
3. Joe Montana	12 passes at Phi. (9/24/89) to 6 passes vs. GB (11/19/89)	154

CONSECUTIVE GAMES WITH TOUCHDOWN PASS

Player	Game(s)	Gms
1. C. Kaepernick	at NO (10/17/13) to vs. Was. (11/23/14)	18
Steve Young	at Det. (10/9/94) to vs. StL (11/26/95) note: DNP in 5 games in 1995	18
3. Steve Young	vs. NYJ (9/6/98) to vs. StL (12/27/98) note: EQ on 11/8/98	15
Jeff Garcia	at SD (12/3/00) to vs. Buf. (12/2/01)	15

BEST QB RATING, Career

Player	QB Rat
1. Steve Young	101.4
2. Joe Montana	93.5
3. Colin Kaepernick	88.4
4. Jeff Garcia	88.3
5. Shaun Hill	87.3
6. Tim Rattay	81.6
7. Alex Smith	79.1
8. John Brodie	72.3
9. Y.A. Tittle	70.0
10. Steve DeBerg	63.1

(min. 500 attempts)

AVG Yds PER ATTEMPT, Career

Player	Y/A
1. Steve Young	8.2
2. Joe Montana	7.6
3. Colin Kaepernick	7.3
4. Y.A. Tittle	7.3
5. John Brodie	7.0

(min. 500 attempts)

MOST ATTEMPTS, Career

Player	Att
1. Joe Montana	4,600
2. John Brodie	4,491
3. Steve Young	3,648
4. Jeff Garcia	2,360
5. Y.A. Tittle	2,194
6. Alex Smith	2,177
7. Colin Kaepernick	1,671
8. Steve DeBerg	1,201
9. Steve Spurrier	840
10. Frankie Albert	601

MOST COMPLETIONS, Career

Player	Comp
1. Joe Montana	2,929
2. John Brodie	2,469
3. Steve Young	2,400
4. Jeff Garcia	1,449
5. Alex Smith	1,290
6. Y.A. Tittle	1,226
7. Colin Kaepernick	994
8. Steve DeBerg	670
9. Steve Spurrier	441
10. Tim Rattay	356

MOST TD PASSES, Career

Player	TD
1. Joe Montana	244
2. Steve Young	221
3. John Brodie	214
4. Jeff Garcia	113
5. Y.A. Tittle	108
6. Alex Smith	81
7. Colin Kaepernick	71
8. Steve DeBerg	37
9. Steve Spurrier	33
10. Frankie Albert	27

MOST INTs, Career

Player	INT
1. John Brodie	224
2. Y.A. Tittle	134
3. Joe Montana	123
4. Steve Young	86
5. Alex Smith	63
6. Steve DeBerg	60
7. Jeff Garcia	56
8. Steve Spurrier	48
9. Frankie Albert	43
10. Jim Plunkett	30

BEST COMPLETION PCT., Career

Player	Comp. %
1. Steve Young	65.8
2. Joe Montana	63.7
3. Shaun Hill	61.7
4. Jeff Garcia	61.4
5. Tim Rattay	60.8
6. Alex Smith	59.3
7. Colin Kaepernick	59.2
8. Y.A. Tittle	55.9
9. Steve DeBerg	55.8
10. John Brodie	55.0

(min. 500 attempts)

ALL-TIME REGULAR SEASON PASSING

TOP SINGLE-GAME PASSING

MOST PASSING YARDS

Player	Game	Yards
1. Joe Montana	at Atl. (10/14/90)	476
2. Steve Young	at LA Rams (11/28/93)	462
3. Joe Montana	at LA Rams (12/11/89)	458
4. Steve Young	vs. Buf. (9/13/92)	449
5. Joe Montana	at Was. (11/17/86)	441

MOST ATTEMPTS

Player	Game	Att
1. Joe Montana	at Was. (11/17/86)	60
2. Joe Montana	at Atl. (10/6/85)	57
Tim Rattay	vs. Arz. (10/10/04)	57
4. Jeff Garcia	at Dal. (12/8/02)	55
5. Jeff Garcia	at Car. (11/18/01)	54
Steve DeBerg	at Atl. (12/16/79)	54
John Brodie	at Chi. (11/13/66)	54

MOST COMPLETIONS

Player	Game	Cmp
1. Tim Rattay	vs. Arz. (10/10/04)	38
2. Joe Montana	at Atl. (10/6/85)	37
3. Jeff Garcia	vs. Chi. (12/17/00)	36
Jeff Garcia	at Dal. (12/8/02)	36
5. Jeff Garcia	at Car. (11/18/01)	34
Joe Montana	at Pit. (9/13/87)	34

MOST TOUCHDOWN PASSES

Player	Game	TD
1. Joe Montana	at Atl. (10/14/90)	6
2. Joe Montana	at Phi. (9/24/89)	5
Joe Montana	at Atl. (10/6/85)	5
Steve Spurrier	at Chi. (11/19/72)	5
John Brodie	at Min. (11/28/65)	5

MOST INTERCEPTIONS

Player	Game	INT
1. John Brodie	at Det. (11/4/73)	6
2. Steve DeBerg	at Dal. (10/12/80)	5
Scott Bull	vs. Pit. (11/27/78)	5
Tom Owen	at Cle. (12/1/74)	5
John Brodie	vs. Bal. (11/29/64)	5
Y.A. Tittle	vs. Bal. (12/5/59)	5
Y.A. Tittle	at Bal. (11/30/58)	5
Frankie Albert	vs. Pit. (12/7/52)	5

HIGHEST COMPLETION PERCENTAGE (20+ ATTS)

Player	Game	Pct.
1. Steve Young	vs. Det. (10/20/91), 18–20	90.0
2. Steve Young	vs. NO (9/14/97), 18–21	85.7
3. John Brodie	vs. Atl. (9/29/68), 17–20	85.0
4. Joe Montana	vs. Atl. (9/25/83), 27–32	84.4

AVERAGE YARDS PER ATTEMPT (20+ ATTS)

Player	Game	Y/A
1. Steve Young	vs. Det. (12/19/93)	15.39
2. Steve Young	vs. LA Rams (11/28/93)	14.44
3. Steve Young	vs. Atl. (10/18/92)	14.25
4. Steve Young	vs. Atl. (9/21/97)	14.00

MOST ATTEMPTS, Season

Player	Att
1. Steve DeBerg (1979)	578
2. Jeff Garcia (2000)	561
3. Jeff Garcia (2002)	528
4. Joe Montana (1990)	520
5. Steve Young (1998)	517

MOST COMPLETIONS, Season

Player	Cmp
1. Jeff Garcia (2000)	355
2. Steve DeBerg (1979)	347
3. Joe Montana (1983)	332
4. Jeff Garcia (2002)	328
5. Steve Young (1994)	324

MOST TD PASSES, Season

Player	TD
1. Steve Young (1998)	36
2. Steve Young (1994)	35
3. Jeff Garcia (2001)	32
4. Jeff Garcia (2000)	31
Joe Montana (1987)	31

MOST INTs, Season

Player	INT
1. Y.A. Tittle (1955)	28
2. John Brodie (1971)	24
3. Frankie Albert (1950)	23
4. Steve DeBerg (1978)	22
John Brodie (1966)	22

BEST COMP. PCT., Season

Player	Pct
1. Steve Young (1994)	70.3
2. Joe Montana (1989)	70.2
3. Steve Young (1993)	68.0
4. Steve Young (1996)	67.7
5. Steve Young (1997)	67.7

BEST QB RATING, Season

Player	Rat
1. Steve Young (1994)	112.8
2. Joe Montana (1989)	112.4
3. Steve Young (1992)	107.0
4. Steve Young (1997)	104.7
5. Joe Montana (1984)	102.9

FEWEST INTs, Season

Player	INT
1. Alex Smith (2011)	5
2. Steve Young (1997)	6
Steve Young (1996)	6
4. Steve Young (1992)	7
5. Colin Kaepernick (2013)	8
Shaun Hill (2008)	8
Joe Montana (1989)	8
Steve Young (1991)	8

AVG Yds PER ATTEMPT, Season

Player	Pct
1. John Brodie (1961)	9.14
2. Joe Montana (1989)	9.12
3. Steve Young (1991)	9.02
4. Steve Young (1993)	8.71
5. Steve Young (1992)	8.62

49ERS QB WINS/LOSSES AS STARTER

Player	Win	Loss	Ties	Pct
Joe Montana	100	39		0.719
Steve Young	91	33		0.734
John Brodie	74	77	8	0.491
Y.A. Tittle	45	31	2	0.592
Alex Smith	38	36	1	0.513
Jeff Garcia	35	36		0.493
Colin Kaepernick	27	29		0.482
Steve Spurrier	13	12	1	0.519
Frankie Albert	13	16	1	0.448
Jim Plunkett	11	15		0.423
Shaun Hill	10	6		0.625
Steve DeBerg	7	28		0.200
Elvis Grbac	6	3		0.667
Steve Bono	5	1		0.833
George Mira	4	2		0.667
Tom Owen	4	4		0.500
Tim Rattay	4	12		0.250
Jeff Kemp	3	2	1	0.583
Troy Smith	3	3		0.500
Scott Bull	3	4		0.429
Joe Reed	3	4		0.429
Blaine Gabbert	4	10		0.286
Matt Cavanaugh	2	0		1.000
Norm Snead	2	5		0.286
J.T. O'Sullivan	2	6		0.250
Lamar McHan	2	7		0.222
Ken Dorsey	2	8		0.200
Bob Gagliano	1	0		1.000
Jimmy Cason	1	0		1.000
Jim Druckenmiller	1	0		1.000
Ty Detmer	1	0		1.000
Mike Moroski	1	1		0.500
Jimmy Powers	1	1		0.500
Earl Morrall	1	3		0.250
Trent Dilfer	1	5		0.167
Chris Weinke	0	1		0.000
Bobby Waters	0	2		0.000
Dennis Morrison	0	2		0.000
Cody Pickett	0	2		0.000
Steve Stenstrom	0	3		0.000
	521	450	14	0.537

300-YARD GAMES, Career

Player	Games
1. Joe Montana	35
2. Steve Young	28
3. Jeff Garcia	14
4. John Brodie	6

300-YARD GAMES, Season

Player	Games
1. Steve Young (1998)	7
2. Jeff Garcia (2000)	6
3. Steve Young (1994)	5
Joe Montana (1982, '85, '87, '90)	5

STARTING QB YEARLY RECORDS

Year	Player	Record as a Starter
1950	Frankie Albert	3-9
1951	Frankie Albert	6-4-1
	Y.A. Tittle	1-0
1952	Frankie Albert	4-3
	Y.A. Tittle	3-2
1953	Y.A. Tittle	8-2
	Jim Powers	1-1
1954	Y.A. Tittle	6-4-1
	Jim Cason	1-0
1955	Y.A. Tittle	4-8
1956	Y.A. Tittle	4-3-1
	Earl Morrall	1-3
1957	Y.A. Tittle	7-4
	John Brodie	1-0
1958	Y.A. Tittle	3-3
	John Brodie	3-3
1959	Y.A. Tittle	6-4
	John Brodie	1-1
1960	John Brodie	4-4
	Y.A. Tittle	3-1
1961	John Brodie	7-6-1
1962	John Brodie	6-8
1963	Lamar McHan	2-7
	John Brodie	0-3
	Bob Waters	0-2
1964	John Brodie	3-9
	George Mira	1-1
1965	John Brodie	7-5-1
	George Mira	0-1
1966	John Brodie	5-6-2
	George Mira	1-0
1967	John Brodie	5-5
	George Mira	2-0
	Steve Spurrier	0-2
1968	John Brodie	7-6-1
1969	John Brodie	2-6-2
	Steve Spurrier	2-2
1970	John Brodie	10-3-1
1971	John Brodie	9-5
1972	John Brodie	2-3
	Steve Spurrier	6-2-1
1973	John Brodie	2-4
	Steve Spurrier	2-3
	Joe Reed	1-2
1974	Tom Owen	4-3
	Joe Reed	2-2
	Dennis Morrison	0-2
	Norm Snead	0-1
1975	Norm Snead	2-5
	Steve Spurrier	3-3
	Tom Owen	0-1
1976	Jim Plunkett	6-6
	Scott Bull	2-0
1977	Jim Plunkett	5-9
1978	Steve DeBerg	1-10
	Scott Bull	1-4
1979	Steve DeBerg	2-13
	Joe Montana	0-1
1980	Steve DeBerg	4-5
	Joe Montana	2-5
1981	Joe Montana	13-3
1982	Joe Montana	3-6
1983	Joe Montana	10-6
1984	Joe Montana	14-1
	Matt Cavanaugh	1-0
1985	Joe Montana	9-6
	Matt Cavanaugh	1-0

Year	Player	Record as a Starter
1986	Joe Montana	6-2
	Jeff Kemp	3-2-1
	Mike Moroski	1-1
1987	Joe Montana	10-1
	Steve Young	2-1
	Bob Gagliano	1-0
1988	Joe Montana	8-5
	Steve Young	2-1
1989	Joe Montana	11-2
	Steve Young	3-0
1990	Joe Montana	14-1
	Steve Young	0-1
1991	Steve Young	5-5
	Steve Bono	5-1
1992	Steve Young	14-2
1993	Steve Young	10-6
1994	Steve Young	13-3
1995	Steve Young	8-3
	Elvis Grbac	3-2
1996	Steve Young	9-3
	Elvis Grbac	3-1
1997	Steve Young	12-3
	Jim Druckenmiller	1-0
1998	Steve Young	11-4
	Ty Detmer	1-0
1999	Jeff Garcia	2-8
	Steve Young	2-1
	Steve Stenstrom	0-3
2000	Jeff Garcia	6-10
2001	Jeff Garcia	12-4
2002	Jeff Garcia	10-6
2003	Jeff Garcia	5-8
	Tim Rattay	2-1
2004	Tim Rattay	1-8
	Ken Dorsey	1-6
2005	Alex Smith	2-5
	Tim Rattay	1-3
	Ken Dorsey	1-2
	Cody Pickett	0-2
2006	Alex Smith	7-9
2007	Alex Smith	2-5
	Trent Dilfer	1-5
	Shaun Hill	2-0
	Chris Weinke	0-1
2008	Shaun Hill	5-3
	J.T. O'Sullivan	2-6
2009	Alex Smith	5-5
	Shaun Hill	3-3
2010	Alex Smith	3-7
	Troy Smith	3-3
2011	Alex Smith	13-3
2012	Alex Smith	6-2-1
	Colin Kaepernick	5-2
2013	Colin Kaepernick	12-4
2014	Colin Kaepernick	8-8
2015	Blaine Gabbert	3-5
	Colin Kaepernick	2-6
2016	Blaine Gabbert	1-4
	Colin Kaepernick	0-9

ALL-TIME REGULAR SEASON RUSHING

ALL-TIME LEADING RUSHERS (BY YARDS)

Player	Years	Gms	Att	Yards	Avg	Lg	TD
1. Frank Gore	2005–2014 (10)	148	2,442	11,073	4.5	80t	64
2. Joe Perry	1950–1960, '63 (12)	131	1,475	7,344 +	5.0	78t	50
3. Roger Craig	1983–1990 *8)	121	1,686	7,064	4.2	71	50
4. Ken Willard	1965–1973 (9)	125	1,582	5,930	3.7	69t	45
5. Garrison Hearst	1997–2003 (7)	73	1,189	5,535	4.7	96t	26
6. J.D. Smith	1956–1964 (9)	97	1,007	4,370	4.3	80t	37
7. Hugh McElhenny	1952–1960 (9)	97	877	4,288	4.9	89t	35
8. Kevan Barlow	2001–2005 (5)	72	891	3,614	4.1	78t	24
9. Steve Young (QB)	1987–1999 (13)	150	608	3,581	5.9	49t	37
10. Wendell Tyler	1983–1986 (4)	48	624	3,112	5.0	40	17
11. Delvin Williams	1974–1977 (4)	54	669	2,966	4.4	80t	20
12. Wilbur Jackson	1974–1979 (6)	72	745	2,955	4.0	80	10
13. Ricky Watters	1992–1994 (3)	43	653	2,840	4.3	43	25
14. Charlie Garner	1999–2000 (2)	32	499	2,371	4.8	53	11
15. Colin Kaepernick (QB) 2011–* (6)		67	364	2,269	6.2	90t	12
16. Tom Rathman	1986–1993 (8)	115	516	1,902	3.7	35	26
17. Vic Washington	1971–1973 (3)	40	483	1,813	3.8	42	14
18. Paul Hofer	1976–1981 (6)	77	416	1,746	4.2	47	16
19. Larry Schreiber	1971–1975 (5)	60	502	1,734	3.5	23	10
20. Joe Montana (QB)	1979–1992 (14)	167	414	1,595	3.9	21	20

+ does not include AAFC Statistics

MOST RUSHING YARDS IN SINGLE SEASON

Player	Year	Att	Yards	Avg	Lg	TD
1. Frank Gore	2006	312	1,695	5.4	72	8
2. Garrison Hearst	1998	310	1,570	5.1	96t	7
3. Roger Craig	1988	310	1,502	4.8	46t	9
4. Wendell Tyler	1984	246	1,262	5.1	40	7
5. Charlie Garner	1999	241	1,229	5.1	53	4
6. Frank Gore	2012	258	1,214	4.7	37	8
7. Frank Gore	2011	282	1,211	4.3	55	8
8. Garrison Hearst	2001	252	1,206	4.8	43t	4
9. Delvin Williams	1976	248	1,203	4.9	80t	7
10. Charlie Garner	2000	258	1,142	4.4	42	7
11. Frank Gore	2013	276	1,128	4.1	51	9
12. Frank Gore	2009	229	1,120	4.9	80t	10
13. Frank Gore	2013	255	1,106	4.3	55t	4
13. Frank Gore	2007	260	1,102	4.2	43t	5
14. Roger Craig	1989	271	1,054	3.9	27	6
15. Roger Craig	1985	214	1,050	4.9	62t	9
16. Joe Perry	1954	173	1,049	6.1	58	8
17. Frank Gore	2008	240	1,036	4.3	41t	6
J.D. Smith	1959	207	1,036	5.0	73t	10

Led NFL

Led Conference

MOST ATTEMPTS, Career

Player	Att
1. Frank Gore.....	2,442
2. Roger Craig.....	1,686
3. Ken Willard	1,582
4. Joe Perry	1,475
5. Garrison Hearst.....	1,189
6. J.D. Smith.....	1,007
7. Kevan Barlow.....	891
8. Hugh McElhenny.....	877
9. Wilbur Jackson	745
10. Delvin Williams	669

MOST TOUCHDOWNS, Career

Player	TD
1. Frank Gore.....	64
2. Roger Craig.....	50
Joe Perry	50
4. Ken Willard	45
5. J.D. Smith.....	37
Steve Young (QB)	37
7. Hugh McElhenny.....	35
8. Garrison Hearst.....	26
9. Tom Rathman	26
10. Ricky Watters.....	25

HIGHEST RUSHING AVG., Career

Player	Avg
1. Colin Kaepernick (QB).....	6.23
2. Steve Young (QB)	5.89
3. Wendell Tyler	4.99
4. Joe Perry	4.98
5. Jeff Garcia (QB).....	4.94
6. Hugh McElhenny.....	4.89
7. Charlie Garner.....	4.75
8. Garrison Hearst.....	4.66
9. Frank Gore.....	4.53
10. Delvin Williams	4.43

(min. 300 attempts)

100-YARD GAMES, Career

Player	Games
1. Frank Gore.....	39
2. Joe Perry	20
3. Garrison Hearst.....	16
4. Roger Craig.....	14
5. J.D. Smith.....	12
Hugh McElhenny.....	12

1,000-YD SEASONS, Career

Player	Seasons
1. Frank Gore.....	8
2. Garrison Hearst.....	3
Roger Craig.....	3
4. Charlie Garner.....	2
Joe Perry	2

CONSECUTIVE 1,000-YD SEASONS

Player	Seasons
1. Frank Gore (2011–14)	4
Frank Gore (2006–09)	4
3. Charlie Garner (1999–00)	2
Garrison Hearst (1997–98)	2
Roger Craig (1988–89).....	2
Joe Perry (1953–54).....	2

ALL-TIME REGULAR SEASON RUSHING

TOP SINGLE-GAME RUSHING

MOST RUSHING YARDS

Player	Game	Yards
1. Frank Gore	vs. Sea. (11/19/06)	212
2. Frank Gore	vs. Sea. (9/20/09)	207
3. Charlie Garner	at Dal. (9/24/00)	201
4. Garrison Hearst	vs. Det. (12/14/98)	198
5. Delvin Williams	at StL (10/31/76)	194

MOST RUSHING ATTEMPTS

Player	Game	Att
1. Charlie Garner	at Dal. (9/24/00)	36
2. Maurice Hicks	at Arz. (12/12/04)	34
Delvin Williams	at StL (10/31/76)	34
4. Frank Gore	vs. Cle. (10/30/11)	31
Frank Gore	at Den. (12/31/06)	31
Garrison Hearst	vs. Sea. (12/1/02)	31
J.D. Smith	at Bal. (10/7/62)	31
J.D. Smith	at Chi. (10/14/62)	31

MOST RUSHING TOUCHDOWNS

Player	Game	TD
1. Billy Kilmer (QB)	at Min. (10/15/61)	4

HIGHEST RUSHING AVERAGE (10+ ATTEMPTS)

Player	Game	Avg
1. Joe Perry	vs. Det. (11/2/58)	13.4
2. Frank Gore	vs. Sea. (9/20/09)	12.9
3. Wilbur Jackson	vs. NO (11/27/77)	11.9
4. Hugh McElhenny	at Chi. (10/17/54)	11.4
5. Maurice Hicks	at StL (12/24/05)	10.9

MOST CONSECUTIVE 100-YARD RUSHING GAMES

Player	Game(s)	Games
1. Frank Gore	at Phi. (10/2/11) to at Was. (11/6/11)	5
2. Garrison Hearst	vs. NYG (11/30/98) to at NE (12/20/98)	4
3. Frank Gore	vs. Oak. (10/17/10) to vs. Den. (10/31/10)	3
Frank Gore	at Det. (11/12/06) to at StL (11/26/06)	3
J.D. Smith	at Bal. (10/7/62) to at GB (10/21/62)	3
Billy Kilmer (QB)	at Det. (10/1/61) to at Min. (10/15/61)	3

MOST RUSHING ATTEMPTS, Season

Player	Att
1. Frank Gore (2006)	312
2. Roger Craig (1988)	310
Garrison Hearst (1998)	310
4. Frank Gore (2011)	282
5. Frank Gore (2013)	276

MOST RUSHING TOUCHDOWNS, Season

Player	TD
1. Frank Gore (2009)	10
Derek Loville (1995)	10
Ricky Watters (1993)	10
Billy Kilmer, QB (1961)	10
J.D. Smith (1959)	10
Joe Perry (1953)	10

HIGHEST RUSHING AVG., Season

Player	Avg
1. Hugh McElhenny (1952)	6.98
2. Joe Perry (1958)	6.06
3. Joe Perry (1954)	6.06
4. Frank Gore (2006)	5.43
5. Delvin Williams (1975)	5.39

MOST 100-YARD RUSHING GAMES, Season

Player	Games
1. Frank Gore (2006)	9
2. Roger Craig (1988)	7
3. Garrison Hearst (1998)	6
4. Frank Gore (2011)	5
Frank Gore (2009)	5
J.D. Smith (1959)	5
Joe Perry (1953)	5

MOST CONSECUTIVE GAMES WITH A RUSHING TD

Player	Game(s)	Games
1. Joe Perry	at GB (11/22/53) to at GB (10/10/54)	7
2. Hugh McElhenny	vs. Was. (9/26/54) to vs. Det. (10/24/54)	5

ALL-TIME REGULAR SEASON RECEIVING

ALL-TIME LEADING RECEIVERS (BY RECEPTIONS)

Player	Years	Gms	Rec	Yards	Avg	Lg	TD
1. Jerry Rice	1985–2000 (16)	238	1,281	19,247	15.0	96t	176
2. Terrell Owens	1996–2003 (8)	121	592	8,572	14.5	79t	81
3. Roger Craig (RB)	1983–1990 (8)	121	508	4,442	8.7	73	16
4. Dwight Clark	1979–1987 (9)	134	506	6,750	13.3	80t	48
5. Vernon Davis (TE)	2006–2015 (10)	139	441	5,640	12.9	73t	55
6. Brent Jones (TE)	1987–1997 (11)	143	417	5,195	12.5	69t	33
7. Billy Wilson	1951–1960 (10)	100	407	5,902	14.5	77t	49
8. Gene Washington	1969–1977 (9)	124	371	6,664	18.0	79t	59
9. John Taylor	1987–1995 (9)	121	347	5,598	16.1	97t	43
10. Frank Gore (RB)	2005–2014 (10)	148	342	2,883	8.4	55t	11
11. J.J. Stokes	1995–2002 (8)	111	327	4,139	12.7	53	30
12. Michael Crabtree	2009–2014 (6)	79	347	4,327	12.5	60t	26
13. Freddie Solomon	1978–1985 (8)	114	310	4,873	15.7	93t	43
14. Tom Rathman	1986–1993 (8)	115	294	2,490	8.5	36	8
15. Bernie Casey	1961–1966 (6)	79	277	4,008	14.5	68t	27
16. Ken Willard (RB)	1965–1973 (9)	125	273	2,156	7.9	62	16
17. Gordie Soltau	1950–1958 (9)	107	249	3,487	14.0	54t	25
18. Anquan Boldin	2013–2015 (3)	46	237	3,030	12.8	76t	16
19. Earl Cooper	1980–1985 (6)	88	213	1,908	9.0	73t	12
20. Dave Parks	1964–1967 (4)	50	208	3,334	16.0	83t	27

MOST RECEPTIONS IN SINGLE SEASON

Player	Year	Rec	Yards	Avg	Lg	TD
1. Jerry Rice	1995	122	1,848	15.1	81t	15
2. Jerry Rice	1994	112	1,499	13.4	69t	13
3. Jerry Rice	1996	108	1,254	11.6	39	8
4. Terrell Owens	2002	100	1,300	13.0	76t	13
Jerry Rice	1990	100	1,502	15.0	64t	13
6. Jerry Rice	1993	98	1,503	15.3	80t	15
7. Terrell Owens	2000	97	1,451	15.0	69t	13
8. Terrell Owens	2001	93	1,412	15.2	60t	16
9. Roger Craig	1985	92	1,016	11.0	73	6
10. Derek Loville (RB)	1995	87	662	7.6	31	3
11. Jerry Rice	1986	86	1,570	18.3	66t	15
12. Anquan Boldin	2013	85	1,179	13.9	63	7
Michael Crabtree	2012	85	1,105	13.0	49t	9
Dwight Clark	1981	85	1,105	13.0	78t	4
15. Jerry Rice	1992	84	1,201	14.3	80t	10
16. Anquan Boldin	2014	83	1,062	12.8	76t	5
Earl Cooper	1980	83	567	6.8	66t	4
17. Eric Johnson	2004	82	825	10.1	25	2
Jerry Rice	1998	82	1,157	14.1	75t	9
Jerry Rice	1989	82	1,483	18.1	68t	17
Dwight Clark	1980	82	991	12.1	71t	8

MOST RECEIVING YARDS, Career

Player	Yds
1. Jerry Rice	19,247
2. Terrell Owens	8,572
3. Dwight Clark	6,750
4. Gene Washington	6,664
5. Billy Wilson	5,902
6. John Taylor	5,598
7. Vernon Davis (TE)	5,616
8. Brent Jones (TE)	5,640
9. Freddie Solomon	4,873
10. Roger Craig (RB)	4,442

MOST TOUCHDOWNS, Career

Player	TD
1. Jerry Rice	176
2. Terrell Owens	81
3. Gene Washington	59
4. Vernon Davis (TE)	55
5. Billy Wilson	49
6. Dwight Clark	48
7. Freddie Solomon	43
John Taylor	43
9. Brent Jones (TE)	33
10. J.J. Stokes	30

BEST RECEIVING AVG., Career

Player	Avg
1. Gene Washington	18.0
2. John Taylor	16.1
3. Dave Parks	16.0
4. Freddie Solomon	15.7
5. Jerry Rice	15.0

(min. 200 receipts.)

100-YARD GAMES, Career

Player	Games
1. Jerry Rice	66
2. Terrell Owens	25
3. Gene Washington	17
4. Dwight Clark	16
5. John Taylor	12

1,000-YD SEASONS, Career

Player	Seasons
1. Jerry Rice	12
2. Terrell Owens	5
3. Anquan Boldin	2
John Taylor	2

Led NFL

Led Conference

ALL-TIME REGULAR SEASON RECEIVING

TOP SINGLE-GAME RECEIVING

MOST RECEIVING YARDS

Player	Game	Yards
1. Jerry Rice	vs. Min. (12/18/95)	289
2. John Taylor	at LA Rams (12/11/89)	286
3. Terrell Owens	vs. Chi. (12/17/00)	283
4. Jerry Rice	vs. LA Rams (12/9/85)	241
5. Dave Parks	at Bal. (10/3/65)	231
6. Jerry Rice	at Atl. (10/14/90)	225
Bernie Casey	at Chi. (11/13/66)	225
8. Anquan Boldin	vs. GB (9/8/13)	208
9. Jerry Rice	at Was. (11/17/86)	204
10. Gordie Soltau	at NYG (11/9/52)	196

MOST RECEPTIONS

Player	Game	Rec
1. Terrell Owens	vs. Chi. (12/17/00)	20
2. Jerry Rice	vs. LA Rams (11/20/94)	16
3. Jerry Rice	vs. Min. (12/18/95)	14
4. Anquan Boldin	vs. GB (9/8/13)	13
Eric Johnson	vs. Arz. (10/10/04)	13
Terrell Owens	vs. Phi. (11/25/02)	13
Jerry Rice	at Atl. (10/14/90)	13

MOST RECEIVING TOUCHDOWNS

Player	Game	TD
1. Jerry Rice	at Atl. (10/14/90)	5
2. Jerry Rice	at TB (11/14/93)	4
3. (17 times) Last: Vernon Davis	at Hou. (10/25/09)	3

RECEIVING AVERAGE (5+ ATTEMPTS)

Player	Game	Avg
1. John Taylor	at Atl. (12/3/89), 5-162	32.4
2. Jerry Rice	at Dal. (11/12/95), 5-161	32.2
3. Gene Washington	vs. NE (10/31/71), 5-160	32.0
4. Jerry Rice	at GB (11/4/90), 6-187	31.2
5. Billy Wilson	at Bal. (12/2/56), 5-148	29.6

MOST CONSECUTIVE GAMES WITH A RECEPTION

Player	Game(s)	Games
1. Jerry Rice	(12/9/85) to (12/23/00)	225*
2. Terrell Owens	(10/20/96) to (12/21/03)	115
3. Dwight Clark	(9/14/80) to (9/13/87)	105

* NFL Record (streak extended to 274 in '04 as member of Raiders)

MOST RECEIVING TOUCHDOWNS, Season

Player	TD
1. Jerry Rice (1987).....	22
2. Jerry Rice (1989).....	17
3. Terrell Owens (2001).....	16
4. Jerry Rice (1995).....	15
Jerry Rice (1993).....	15
Jerry Rice (1986).....	15
7. Terrell Owens (1998).....	14
Jerry Rice (1991).....	14
9. (6 times) Last: Vernon Davis (2013).....	13

MOST RECEIVING YARDS, Season

Player	Yards
1. Jerry Rice (1995).....	1,848
2. Jerry Rice (1986).....	1,570
3. Jerry Rice (1993).....	1,503
4. Jerry Rice (1990).....	1,502
5. Jerry Rice (1994).....	1,499
6. Jerry Rice (1989).....	1,483
7. Terrell Owens (2000).....	1,451
8. Terrell Owens (2001).....	1,412
9. Dave Parks (1965).....	1,344
10. Jerry Rice (1988).....	1,306

CONSECUTIVE GAMES WITH A TOUCHDOWN RECEPTION

Player	Games
1. Jerry Rice (12/19/86 to 12/27/87).....	13
2. Terrell Owens (11/8/98 to 12/27/98).....	8
Jerry Rice (12/8/89 to 11/27/89).....	8
Dave Parks (11/7/65 to 9/11/66).....	8

BEST RECEIVING AVERAGE, Season

Player	Avg
1. Freddie Solomon (1983).....	21.4
2. Gene Washington (1974).....	21.2
3. Gene Washington (1970).....	20.8
4. Jerry Rice (1988).....	20.4
5. Torrey Smith (2015).....	20.1

(min. 25 receptions)

MOST 100-YARD RECEIVING GAMES, Season

Player	Games
1. Jerry Rice (1995).....	9
2. Jerry Rice (1989).....	8
3. Jerry Rice (1990).....	7
4. Terrell Owens (2001).....	6
Dwight Clark (1982).....	6

CONSECUTIVE 100-YARD RECEIVING GAMES

Player	Games
1. Jerry Rice (10/29/95 to 11/20/95).....	4
2. Jerry Rice (12/10/95 to 12/24/95).....	3
Jerry Rice (9/10/89 to 9/24/89).....	3
Jerry Rice (9/11/88 to 9/25/88).....	3
Jerry Rice (11/15/87 to 11/29/87).....	3
Dwight Clark (12/11/82 to 12/26/82).....	3
Dwight Clark (9/12/82 to 11/21/82).....	3

ALL-TIME REGULAR SEASON SCRIMMAGE YARDS

ALL-TIME LEADERS IN TOTAL YARDS FROM SCRIMMAGE

Player	Years	Gms	Touches	Yards	Avg	Yds/Gm	TD
1. Jerry Rice (WR)	1985–2000 (16)	238	1,365	19,872	14.6	83.5	186
2. Frank Gore (RB)	2005–2014 (10)	148	2,784	13,956	5.0	94.3	75
3. Roger Craig (RB)	1983–1990 (8)	121	2,194	11,506	5.2	95.1	66
4. Terrell Owens (WR)	1996–2003 (8)	121	613	8,734	14.2	72.2	83
5. Joe Perry (RB)	1950–1960, '63 (12)	131	1,660	8,624	5.2	65.8	57
6. Ken Willard (RB)	1965–1973 (9)	125	1,855	8,086	4.4	64.7	61
7. Garrison Hearst (RB)	1997–2003 (7)	73	1,363	7,139	5.2	97.8	33
8. Hugh McElhenny (HB)	1952–1960 (9)	97	1,072	6,954	6.5	71.7	50
9. Dwight Clark (WR)	1979–1987 (9)	134	512	6,800	13.3	50.7	48
10. Gene Washington (WR)	1969–1977 (9)	124	376	6,663	17.7	53.7	59
11. Billy Wilson (E)	1951–1960 (10)	100	407	5,902	14.5	59.0	49
12. Vernon Davis (TE)	2006–2015 (10)	139	447	5,655	12.7	40.7	55
13. John Taylor (WR)	1987–1995 (9)	121	353	5,629	15.9	46.5	43
14. J.D. Smith (HB)	1956–1964 (9)	97	1,128	5,479	4.9	56.5	42
15. Freddie Solomon (WR)	1978–1985 (8)	114	357	5,202	14.6	45.6	46
16. Brent Jones (TE)	1987–1997 (11)	143	417	5,195	12.5	36.3	33
17. Kevan Barlow (RB)	2001–2005 (5)	72	1,028	4,757	4.6	66.1	27
18. Tom Rathman (RB)	1986–1993 (8)	115	810	4,392	5.4	38.2	34
19. Michael Crabtree (WR)	2009–2014 (6)	79	350	4,345	12.4	55.0	26
20. Ricky Watters (RB)	1992–1994 (3)	43	793	4,290	5.4	99.8	33

MOST TOTAL YARDS FROM SCRIMMAGE IN SINGLE SEASON

Player	Year	Touches	Yards	Avg	Yds/Gm	TD
1. Frank Gore	2006	373	2,180	5.8	136.3	9
2. Garrison Hearst	1998	349	2,105	6.0	131.6	9
3. Roger Craig	1985	306	2,066	6.8	129.1	15
4. Roger Craig	1988	386	2,036	5.3	127.3	10
5. Jerry Rice	1995	127	1,884	14.8	117.8	16
6. Charlie Garner	2000	326	1,789	5.5	111.8	10
7. Charlie Garner	1999	297	1,764	5.9	110.3	6
8. Jerry Rice	1986	96	1,642	17.1	102.6	16
9. Ricky Watters	1994	305	1,596	5.2	99.8	11
10. Jerry Rice	1994	119	1,592	13.4	99.5	15
11. Jerry Rice	1993	101	1,572	15.6	98.3	16
12. Garrison Hearst	2001	293	1,553	5.3	97.1	5
13. Frank Gore	2007	313	1,538	4.9	102.5	6
14. Roger Craig	1989	320	1,527	4.8	95.4	7
15. Frank Gore	2009	281	1,526	5.4	109.0	13

Led NFL

Led Conference

MOST TOUCHES, Career

Player	Touches
1. Frank Gore.....	2,784
2. Roger Craig.....	2,194
3. Ken Willard.....	1,855
4. Joe Perry.....	1,660
5. Jerry Rice.....	1,365
6. Garrison Hearst.....	1,363
7. J.D. Smith.....	1,128
8. Hugh McElhenny.....	1,072
9. Kevan Barlow.....	1,028
10. Wilbur Jackson.....	893

BEST YARDS PER TOUCH, Career

Player	Avg
1. Jerry Rice.....	14.6
2. Hugh McElhenny.....	6.5
3. Tom Rathman.....	5.4
4. Ricky Watters.....	5.4
5. Roger Craig.....	5.2
6. Garrison Hearst.....	5.2
7. Joe Perry.....	5.2
8. Delvin Williams.....	5.1
9. Frank Gore.....	5.0
10. J.D. Smith.....	4.9

(min. 750 touches)

MOST TOUCHES, Season

Player	Touches
1. Roger Craig (1988).....	386
2. Frank Gore (2006).....	373
3. Garrison Hearst (1998).....	349
4. Charlie Garner (2000).....	326
5. Roger Craig (1989).....	320

BEST YARDS PER TOUCH, Season

Player	Avg
1. Jerry Rice (1993).....	15.6
2. Dwight Clark (1982).....	15.2
3. Jerry Rice (1995).....	14.8
4. Jerry Rice (1990).....	14.7
5. Terrell Owens (2000).....	14.6

(min. 100 touches)

TOP SINGLE-GAME SCRIMMAGE YARD TOTALS

MOST YARDS IN SINGLE GAME

Player	Game	Yards
1. Jerry Rice	vs. Min. (12/18/95)	299
2. Terrell Owens	vs. Chi. (12/17/00)	288
3. John Taylor	at LA Rams (12/11/89)	286
4. Delvin Williams	vs. Was. (11/7/76)	279
5. Jerry Rice	vs. LA Rams (12/9/85)	255
6. Frank Gore	vs. Sea. (9/20/09)	246
7. Frank Gore	vs. Sea. (11/19/06)	238
8. Charlie Garner	at Dal. (9/24/00)	235
9. Dave Parks	at Bal. (10/3/65)	231
10. Garrison Hearst	vs. NYJ (9/6/98)	225
Jerry Rice	at Atl. (10/14/90)	225
Bernie Casey	at Chi. (11/13/66)	225

MOST TOUCHES IN SINGLE GAME

Player	Game	Touches
1. Maurice Hicks	at Arz. (12/12/04)	39
Charlie Garner	at Dal. (9/24/00)	39
3. Delvin Williams	at StL (10/31/76)	35
4. Derek Loville	vs. Buf. (12/3/95)	34
5. Frank Gore	at Den. (12/31/06)	33
Frank Gore	at Sea. (12/14/06)	33
Kevan Barlow	at Phi. (12/21/03)	33
Garrison Hearst	vs. Sea. (12/1/02)	33
J.D. Smith	at Bal. (10/7/62)	33
10. (4 times) Last: Frank Gore	vs. Det. (12/27/09)	32

ALL-TIME REGULAR SEASON INTERCEPTIONS

ALL-TIME INTERCEPTION LEADERS

Player	Years	Gms	INT	Yards	Avg	Lg	TD
1. Ronnie Lott	1981–1990 (10)	129	51	643	12.6	83t	5
2. Jimmy Johnson	1961–1976 (16)	213	47	615	13.1	63	2
3. Kermit Alexander	1963–1969 (7)	94	36	499	13.9	66t	1
4. Merton Hanks	1991–1998 (8)	125	31	380	12.3	67t	2
5. Dwight Hicks	1979–1985 (7)	96	30	586	19.5	72	3
6. Lowell Wagner	1950–1953, '55 (5)	47	25	331	13.2	40	0
7. Tony Parrish	2002–2006 (5)	66	22	504	22.9	60	1
Don Griffin	1986–1993 (8)	114	22	49	2.2	23	0
Rex Berry	1951–1956 (6)	66	22	404	18.4	44t	3
10. Dave Baker	1959–1961 (3)	38	21	294	14.0	40	0
11. Tim McDonald	1993–1999 (7)	111	20	325	16.3	73t	3
Dick Moegle	1955–1959 (5)	47	20	232	11.6	40	1
13. Zack Bronson	1997–2003 (7)	84	19	346	18.2	97t	2
14. Eric Wright	1981–1990 (10)	110	18	256	14.2	60t	2
Bruce Taylor	1970–1977 (8)	109	18	201	11.2	70	0
16. Carlton Williamson	1981–1987 (7)	88	17	294	17.3	82	1
17. Tim McKyer	1986–1989 (4)	51	16	62	3.9	21t	1
18. Walt Harris	2006–2008 (3)	46	15	151	10.1	42	1
Abe Woodson	1958–1964 (7)	89	15	159	10.6	61	0
20. Dashon Goldson	2007–2012 (6)	81	14	152	10.9	39t	1
Skip Vanderbundt	1969–1977 (9)	119	14	165	11.8	37t	2
Frank Nunley	1967–1976 (10)	137	14	136	9.7	24	0
Dave Wilcox	1964–1974 (11)	153	14	149	10.6	35	1

MOST INTERCEPTIONS IN SINGLE SEASON

Player	Year	INT	Yards	Avg	Lg	TD
1. Ronnie Lott	1986	10	134	13.4	57t	1
Dave Baker	1960	10	96	9.6	28	0
3. Tony Parrish	2003	9	202	22.4	49	0
Dwight Hicks	1981	9	239	26.6	72	1
Kermit Alexander	1968	9	155	17.2	66t	1
Lowell Wagner	1951	9	115	12.8	40	0
7. Walt Harris	2006	8	84	10.5	42	1
Dick Moegle	1957	8	107	13.4	40	0
Jim Cason	1951	8	147	18.4	65t	1
10. Tony Parrish	2002	7	204	29.1	60	0
Ahmed Plummer	2001	7	45	6.4	24	0
Zack Bronson	2001	7	165	23.6	97t	2
Merton Hanks	1994	7	93	13.3	38	0
Dave Waymer	1990	7	64	9.1	24	0
Tim McKyer	1988	7	11	1.6	7	0
Eric Wright	1983	7	164	23.4	60t	2
Ronnie Lott	1981	7	117	16.7	41t	3
Rex Berry	1953	7	142	20.3	29	1

Led NFL

Led Conference

MOST INT RETURN YARDS, Career

Player	Yards
1. Ronnie Lott	643
2. Jimmy Johnson	615
3. Dwight Hicks	586
4. Tony Parrish	504
5. Kermit Alexander	499
6. Rex Berry	404
7. Merton Hanks	380
8. Zack Bronson	346
9. Lowell Wagner	331
10. Tim McDonald	325

MOST INTs RETURNED FOR TD, Career

Player	TD
1. Ronnie Lott	5
2. Rex Berry	3
Dwight Hicks	3
Tim McDonald	3
Deion Sanders	3
6. (10 Players) Last: Patrick Willis	2

MOST INT RETURN YARDS, Season

Player	Yards
1. Deion Sanders (1994)	303
2. Dwight Hicks (1981)	239
3. Tony Parrish (2002)	204
4. Tony Parrish (2004)	202
5. Zack Bronson (2001)	165

MOST INTs RETURNED FOR TD, Season

Player	TD
1. Deion Sanders (1994)	3
Ronnie Lott (1981)	3
3. Zack Bronson (2001)	2
Tim McDonald (1995)	2
Ken Norton (1995)	2
Tom Holmoe (1986)	2
Dwight Hicks (1983)	2
Eric Wright (1983)	2
Skip Vanderbundt (1972)	2

MOST INTs BY A NON-DB, Season

Player	INT
1. Jim Fahnhorst, LB (1986)	4
Keena Turner, LB (1984)	4
Frank Nunley, LB (1974)	4

TOP SINGLE-GAME INTERCEPTION TOTALS

MOST INTERCEPTIONS IN SINGLE GAME

Player	Game	INT
1. Dave Baker	at LA Rams (12/4/60)	4
2. Walt Harris	vs. Oak. (10/8/06)	3
Ronnie Heard	vs. Arz. (10/27/02)	3
Rod Woodson	vs. NO (9/14/97)	3
Eric Wright	at Min. (9/8/83)	3
Tony Leonard	vs. Cin. (10/1/78)	3
Dave Baker	at Dal. (11/20/60)	3

MOST INTs RETURNED FOR TD IN SINGLE GAME

Player	Game	INT
1. Ken Norton	at StL (10/22/95)	2
2. 51 Players	70 Times	1

MOST INTERCEPTION RETURN YARDS IN SINGLE GAME

Player	Game	Yards
1. Dwight Hicks	at Was. (10/4/81)	104
2. Zack Bronson	at Chi. (10/28/01)	97
3. Merton Hanks	vs. NO (11/22/93)	94
Al Randolph	vs. Chi. (12/11/66)	94
5. Deion Sanders	at Atl. (10/16/94)	93
6. Deion Sanders	at SD (12/11/94)	90
Kermit Alexander	at Pit. (11/24/68)	90
8. NaVorro Bowman	vs. Atl. (12/23/13)	89
9. Tory Nixon	at GB (10/26/86)	88
10. Patrick Willis	at Sea. (9/14/08)	86
Eric Davis	vs. StL (11/26/95)	86

ALL-TIME REGULAR SEASON SACKS

ALL-TIME SACK LEADERS

Player	Years	Sacks
1. Bryant Young (DT)	1994–2007 (14)	89.5
2. Charles Haley (LB)	1986–1999 (7)	66.5
3. Ahmad Brooks (LB)	2009–* (8)	51.5
4. Dana Stubblefield (DT)	1993–2002 (7)	46.5
5. Dwaine Board (DE)	1982–1988 (10)	45.0
6. Aldon Smith (LB)	2011–2014 (4)	44.0
7. Justin Smith (DT)	2008–2014 (7)	43.5
8. Chris Doleman (DE)	1996–1998 (3)	38.0
9. Andre Carter (DE)	2001–2005 (5)	32.0
10. Jeff Stover (DE)	1982–1988 (7)	30.5
11. Roy Barker (DE)	1996–1998 (3)	30.0
12. Pierce Holt (DE)	1988–1992 (5)	29.5
13. Larry Roberts (DE)	1986–1993 (8)	28.0
Fred Dean (DE)	1981–1985 (5)	28.0
15. Tim Harris (LB)	1991–1995 (4)	26.0
16. Kevin Fagan (DE)	1987–1993 (7)	25.5
17. Dennis Brown (DE)	1990–1996 (7)	24.5
18. Michael Carter (NT)	1984–1992 (9)	22.5
19. Parys Haralson (LB)	2006–2012 (7)	21.5
Julian Peterson (LB)	2000–2005 (6)	21.5

Note: Includes figures since 1982, when sacks first became an official statistic

MOST SACKS IN SINGLE SEASON

Player	Year	Sacks
1. Aldon Smith	2012	19.5
2. Fred Dean	1983	17.5
3. Tim Harris	1992	17.0
4. Charles Haley	1990	16.0
5. Chris Doleman	1998	15.0
Dana Stubblefield	1997	15.0
7. Aldon Smith	2011*	14.0
8. Dwaine Board	1983	13.0
9. Andre Carter	2002	12.5
Roy Barker	1996	12.5

Led Conference *Rookie Year

MOST SACKS IN SINGLE GAME

Player	Game	Sacks
1. Fred Dean	vs. NO (11/13/83)	6.0
2. Aldon Smith	vs. Chi. (11/19/12)	5.5
3. Roy Barker	at StL (10/25/98)	4.0
Chris Doleman	at NO (10/11/98)	4.0
Dana Stubblefield	at Phi. (11/10/97)	4.0
Pierce Holt	vs. NYG (11/27/89)	4.0
Dwaine Board	at LA Raiders (9/22/85)	4.0

ALL-TIME REGULAR SEASON PUNTING

ALL-TIME LEADING PUNTERS (BY AVERAGE)

Player	Years	Punts	Yards	Avg	Net	Lg	In20	Blk
1. Andy Lee	2004–2014 (11)	941	43,468	46.2	39.5	82	300	4
2. Tommy Davis	1959–1969 (11)	511	22,833	44.7	NA	82	NA	2
3. Bradley Pinion	2015–* (2)	185	8,082	43.7	39.4	65	56	0
4. Frankie Albert	1950–1952 (3)	139	5,830	41.9	NA	70	NA	1
5. Tommy Thompson	1995–1997 (3)	208	8,711	41.9	35.6	65	55	3
6. Tom Wittum	1973–1977 (5)	380	15,494	40.8	NA	68	NA	9
7. Jim Miller	1980–1982 (3)	214	8,686	40.6	31.7	80	36	1
8. Jason Baker	2001–2002 (2)	111	4,501	40.5	34.1	64	33	0
9. Max Runager	1984–1988 (5)	281	11,394	40.5	33.8	62	36	1
10. Klaus Wilmsmeyer	1992–1994 (3)	145	5,871	40.5	35.0	61	48	0

*minimum 100 punts

BEST PUNTING AVERAGE IN SINGLE SEASON

Player	Year	Punts	Yards	Avg	Net	Lg	In20	Blk
1. Andy Lee	2011	78	3,970	50.9	44.0	68	28	1
2. Andy Lee	2013	79	3,804	48.2	41.7	62	27	0
3. Andy Lee	2012	67	3,226	48.1	43.2	66	36	0
4. Andy Lee	2008	66	3,155	47.8	39.0	82	13	1
5. Andy Lee	2009	99	4,711	47.6	41.0	64	30	0
6. Andy Lee	2007	105	4,968	47.3	41.0	74	42	0
7. Andy Lee	2014	72	3,369	46.8	39.6	71	28	1
8. Andy Lee	2010	91	4,203	46.2	38.2	64	34	0
9. Tommy Davis	1965	54	2,471	45.8	NA	65	NA	0
10. Tommy Davis	1959	59	2,694	45.7	NA	71	NA	0

Led NFL

Led Conference

+ NFL Record

MOST PUNTS IN SINGLE GAME

Player	Game	Punts
1. Tom Wittum	vs. LA Rams (11/21/76)	11
2. Andy Lee	vs. Sea. (9/30/07)	10
Jim Miller	vs. Atl. (11/8/81)	10
Jim Miller	vs. LA Rams (10/25/81)	10
Mike Connell	at Atl. (11/5/78)	10
Mike Connell	vs. Cin. (10/1/78)	10
Tom Wittum	at Atl. (11/6/77)	10
Tom Wittum	vs. Atl. (10/23/76)	10
Tommy Davis	at Det. (10/6/63)	10

BEST PUNT AVG. IN SINGLE GAME

Player	Game	Avg
1. Andy Lee	vs. Sea. (9/11/11)	59.6
2. Andy Lee	at Bal. (11/24/11)	57.6
3. Andy Lee	at Pit. (9/23/07)	57.2
4. Andy Lee	at StL (1/1/12)	56.8
5. Andy Lee	at NE (12/16/12)	56.6
6. Andy Lee	vs. Dal. (9/18/11)	55.3
7. Klaus Wilmsmeyer	vs. Det. (10/9/94)	55.0
8. Andy Lee	at StL (12/21/08)	54.8

*minimum 4 punts

MOST PUNTS, Career

Player	Punts
1. Andy Lee	941
2. Tommy Davis	511
3. Tom Wittum	380
4. Max Runager	281
5. Steve Spurrier	230

MOST PUNTS INSIDE 20, Career

Player	In20
1. Andy Lee	300
2. Max Runager	84
3. Bradley Pinion	56
4. Tommy Thompson	55
5. Barry Helton	50

*inside-the-20 became official stat in 1976

MOST PUNTS, Season

Player	Punts
1. Andy Lee (2005)	107
2. Andy Lee (2007)	105
3. Andy Lee (2009)	99
4. Andy Lee (2004)	96
Mike Connell (1978)	96

MOST PUNTS INSIDE 20, Season

Player	In20
1. Andy Lee (2007)	42
2. Andy Lee (2012)	36
3. Andy Lee (2010)	34
4. Bradley Pinion (2015)	31
5. Andy Lee (2009)	30
Max Runager (1985)	30

*inside-the-20 became official stat in 1976

ALL-TIME REGULAR SEASON PUNT RETURNS

ALL-TIME LEADERS IN PUNT RETURNS (BY AVERAGE)

Player	Years	PR	FC	Yards	Avg	Lg	TD
1. Manfred Moore	1974–1975 (2)	21	0	309	14.7	88t	1
2. Jim Cason	1950–1952, '54 (4)	24	NA	288	12.0	33	0
3. Ted Ginn Jr.	2010–2012 (3)	94	48	1,113	11.8	78t	2
4. Allen Rossum	2008–2009 (2)	27	8	307	11.4	45	0
5. Iheanyi Uwaezuoke	1996–1998 (3)	34	14	373	11.0	36	0
6. LaMichael James	2012–2014 (3)	23	12	251	10.9	40	0
7. Dana McLemore	1982–1987 (6)	142	38	1,531	10.8	93t	4
8. Jimmy Williams	2001–2004 (4)	55	18	576	10.5	89t	1
9. Dexter Carter	1990–1996 (7)	117	56	1,213	10.4	78t	2
10. John Taylor	1987–1995 (9)	149	55	1,517	10.2	95t	2

*minimum 20 returns

BEST PUNT RETURN AVERAGE IN SINGLE SEASON

Player	Year	PR	FC	Yards	Avg	Lg	TD
1. Jimmy Williams	2002	20	8	336	16.8	89t	1
2. Hugh McElhenny	1952	20	NA	284	14.2	94t	1
3. Ted Ginn Jr.	2010	24	18	321	13.4	78t	1
4. Joe Arenas	1951	21	NA	272	13.0	51	0
5. John Taylor	1988	44	7	556	12.6	95t	2
6. Dana McLemore	1987	21	7	265	12.6	83t	1
7. Ted Ginn Jr.	2011	38	18	466	12.3	55t	1
8. Dexter Carter	1993	34	20	411	12.1	72t	1
9. Bruce Taylor	1970	43	10	516	12.0	76	0
10. John Taylor	1989	36	20	417	11.6	37	0

*minimum 20 returns

Led NFL

Led Conference

TOP SINGLE-GAME PUNT RETURN PERFORMANCES

MOST PUNT RETURN YARDS IN SINGLE GAME

Player	Game	Yards
1. Tony Leonard	vs. NO (10/17/76)	141
2. Bruce Taylor	at Hou. (11/15/70)	133
3. Dexter Carter	vs. Min. (10/3/93)	131
4. Dexter Carter	vs. Min. (12/18/95)	126
5. Dana McLemore	vs. LA Rams (1/2/83)	125

MOST PUNT RETURNS IN SINGLE GAME

Player	Game	Returns
1. Tony Leonard	vs. NO (10/17/76)	9
Ralph McGill	at Atl. (10/29/72)	9
3. Michael Lewis	vs. StL (11/18/07)	7
Dana McLemore	at NO (11/25/84)	7
Tony Leonard	at Atl. (11/6/77)	7
Tony Leonard	vs. LA Rams (11/21/76)	7
Ralph McGill	at Phi. (11/30/75)	7
Ralph McGill	vs. Atl. (10/12/75)	7

BEST PUNT RETURN AVERAGE IN SINGLE GAME

Player	Game	Avg
1. Ted Ginn Jr.	at StL (12/26/10)	32.3
2. Dexter Carter	vs. Min. (12/18/95)	31.5
3. Dana McLemore	vs. LA Rams (1/2/83)	31.3
4. Abe Woodson	at GB (10/21/62)	30.3
5. John Taylor	vs. Was. (11/21/88)	28.3
6. Chuck Levy	at Phi. (11/10/97)	27.3
7. Dexter Carter	vs. Min. (10/3/93)	26.2
8. Dana McLemore	at NYG (10/8/84)	25.8
9. Bruce Taylor	vs. NYG (12/21/75)	25.7
10. Freddie Solomon	vs. TB (10/26/80)	25.0

*minimum of 3 punt returns

MOST PUNT RETURNS, Career

Player	PR
1. John Taylor	149
2. Dana McLemore	142
Bruce Taylor	142
4. Joe Arenas	124
5. Kermit Alexander	120
6. Dexter Carter	117
7. Freddie Solomon	106
8. Ralph McGill	105
Abe Woodson	105
10. Hugh McElhenny	99

MOST PUNT RETURN YARDS, Career

Player	Yards
1. Dana McLemore	1,531
2. John Taylor	1,517
3. Bruce Taylor	1,323
4. Dexter Carter	1,213
5. Ted Ginn Jr.	1,113
6. Ralph McGill	964
7. Abe Woodson	949
8. Freddie Solomon	804
9. Kermit Alexander	782
10. Joe Arenas	774

MOST PUNT RETURN TDs, Career

Player	TD
1. Dana McLemore	4
2. Kermit Alexander	2
Dexter Carter	2
Ted Ginn Jr.	2
Freddie Solomon	2
John Taylor	2
Abe Woodson	2

MOST PUNT RETURNS, Season

Player	PR
1. R.W. McQuarters (1998)	47
2. Dana McLemore (1984)	45
3. Michael Lewis (2007)	44
John Taylor (1988)	44
5. Bruce Taylor (1970)	43
6. Ted Ginn Jr. (2011)	38
Dexter Carter (1996)	38
Don Griffin (1986)	38
Dana McLemore (1985)	38
10. Dexter Carter (1996)	36
John Taylor (1989)	36

MOST PUNT RETURN TDs, Season

Player	TD
1. John Taylor (1988)	2
Freddie Solomon (1980)	2

ALL-TIME REGULAR SEASON KICKOFF RETURNS

ALL-TIME LEADERS IN KICKOFF RETURNS (BY AVERAGE)

Player	Years	KR	Yards	Avg	Lg	TD
1. Abe Woodson	1958–1964 (7)	166	4,873	29.4	105t	5
2. LaMichael James	2012–2014 (3)	26	738	28.4	62	0
3. Joe Arenas	1951–1957 (7)	139	3,798	27.3	96	1
4. Allen Rossum	2008–2009 (2)	54	1,411	26.1	104t	1
5. Lenny Lyles	1959–1960 (2)	42	1,091	26.0	97t	1
6. Vic Washington	1971–1973 (3)	84	2,178	25.9	98t	1
7. Bruce Ellington	2014–*(3)	50	1,279	25.6	40	0
8. Mike Holmes	1974–1975 (2)	27	671	24.9	57	0
9. J.D. Smith	1956–1964 (9)	36	882	24.5	39	0
10. Amos Lawrence	1981–1982 (2)	26	627	24.1	92t	1

*minimum 25 returns

BEST KICKOFF RETURN AVERAGE IN SINGLE SEASON

Player	Year	KR	Yards	Avg	Lg	TD
1. Joe Arenas	1953	16	551	34.4	82	0
2. Abe Woodson	1963	29	935	32.2	103t	3
3. Abe Woodson	1962	37	1,157	31.3	79	0
4. Lenny Lyles	1960	17	526	30.9	97t	1
5. Joe Arenas	1956	27	801	29.7	96	1
6. Abe Woodson	1960	17	498	29.3	64	0
7. Abe Woodson	1961	27	782	29.0	98t	1
8. Vic Washington	1972	27	771	28.6	98t	1
9. Ted Ginn Jr.	2011	29	800	27.6	102t	1
10. Abe Woodson	1964	32	880	27.5	70	0

*minimum 1.25 ret/game

Led NFL

Led Conference

TOP SINGLE-GAME KICKOFF RETURN PERFORMANCES

MOST KICKOFF RETURN YARDS IN SINGLE GAME

Player	Game	Yards
1. Abe Woodson	vs. Det. (11/11/62)	210
2. Abe Woodson	at Det. (9/23/62)	205
3. Lenny Lyles	vs. Bal. (12/18/60)	202
4. Maurice Hicks	vs. SD (10/15/06)	195
5. Allen Rossum	vs. Phi. (10/12/08)	194

MOST KICKOFF RETURNS IN SINGLE GAME

Player	Game	Returns
1. Maurice Hicks	vs. SD (10/15/06)	9
Allen Rossum	vs. Phi. (10/12/08)	9
3. Maurice Hicks	at Was. (10/23/05)	8
4. (15 times) Last: Ted Ginn Jr.	at SD (12/16/10)	7

BEST KICKOFF RETURN AVERAGE IN SINGLE GAME

Player	Game	Avg
1. Lenny Lyles	vs. Bal. (12/18/60)	67.3
2. Doug Cunningham	vs. NO (10/22/67)	53.0
3. Abe Woodson	vs. Min. (9/29/63)	51.0
4. Allen Rossum	vs. Arz. (11/10/08)	46.5
5. Amos Lawrence	vs. LA Rams (11/22/81)	46.0
Abe Woodson	vs. NYG (11/17/63)	46.0

*minimum of 3 kickoff returns

MOST KICKOFF RETURNS FOR TOUCHDOWN IN SINGLE GAME

Player	Game	TD
1. (21 times) Last: Ted Ginn Jr.	vs. Sea. (9/11/11)	1

MOST KICKOFF RETURNS, Career

Player	KR
1. Dexter Carter	217
2. Maurice Hicks	185
3. Abe Woodson	166
4. Joe Arenas	139
5. Kermit Alexander	137
6. Ted Ginn Jr.	87
7. Vic Washington	84
8. Carl Monroe	76
9. James Owens	72
10. Paul Hofer	68
Doug Cunningham	68

MOST KICKOFF RETURN YARDS, Career

Player	Yards
1. Abe Woodson	4,873
2. Dexter Carter	4,707
3. Maurice Hicks	4,242
4. Joe Arenas	3,798
5. Kermit Alexander	3,271
6. Vic Washington	2,178
7. Ted Ginn Jr.	2,045
8. James Owens	1,728
9. Carl Monroe	1,660
10. Doug Cunningham	1,613

MOST KICKOFF RETURN TDs, Career

Player	TD
1. Abe Woodson	5
2. Dexter Carter	2
James Owens	2
Dave Williams	2
5. (10 times) Last: Ted Ginn Jr.	1

MOST KICKOFF RETURNS, Season

Player	KR
1. Maurice Hicks (2007)	63
2. Maurice Hicks (2006)	57
3. Vinny Sutherland (2001)	50
4. Dexter Carter (1994)	48
5. Ted Ginn Jr. (2010)	47
Allen Rossum (2008)	47
7. Dexter Carter (1996)	41
Dexter Carter (1990)	41
James Owens (1979)	41

MOST KICKOFF RETURN TDs, Season

Player	TD
1. Abe Woodson (1963)	3
2. (18 times) Last: Ted Ginn Jr. (2011)	1

49ERS LONGEST PLAYS

LONGEST RUNS FROM SCRIMMAGE

96t	Garrison Hearst vs. NYJ	9/6/98
89t	Hugh McElhenny at Dal. Texans	10/5/52
86t	Hugh McElhenny at GB	11/18/56
82t	Hugh McElhenny vs. Dal. Texans	10/26/52
80	Wilbur Jackson vs. NO	11/27/77
80t	Frank Gore vs. Sea	9/20/09
80t	Delvin Williams vs. Was.	11/7/76
80t	J.D. Smith vs. GB	12/7/58
79t	Frank Gore vs. Sea	9/20/09
78t	Kevan Barlow vs. Pit	11/17/03
78t	Joe Perry vs. Dal. Texans	10/26/52
78t	Joe Perry vs. GB	12/10/50

LONGEST RUNS FROM SCRIMMAGE BY QUARTERBACK

90t	Colin Kaepernick vs. SD	12/20/14
50t	Colin Kaepernick vs. Mia	12/9/12
50	Colin Kaepernick at StL	12/2/12
49t	Steve Young vs. Min.	10/30/88
45	Y.A. Tittle at Bal. Colts	11/24/57
44t	Blaine Gabbert at Chi	12/6/15
42	Frankie Albert at GB	11/26/50

LONGEST PASSES

97t	Steve Young to John Taylor at Atl.	11/3/91
96t	Joe Montana to Jerry Rice at SD	11/27/88
95t	Joe Montana to John Taylor at LA Rams	12/11/89
93t	Steve DeBerg to Freddie Solomon vs. Atl.	9/28/80
92t	Joe Montana to John Taylor at LA Rams	12/11/89
89t	Tim Rattay to Brandon Lloyd vs. Dal.	9/25/05
85t	Jim Plunkett to Delvin Williams vs. Was.	11/7/76
83t	John Brodie to Dave Parks at LA Rams	10/18/64
82	Steve Young to Terry Kirby at Atl.	10/19/97
81t	Steve Young to Garrison Hearst vs. NO	11/22/98
81t	Elvis Grbac to Jerry Rice at Dal.	11/12/95
81t	Steve Spurrier to Ted Kwalick vs. NO	10/22/72
80t	(8x) Last time: C. Kaepernick to Brandon Lloyd at StL	10/13/14

LONGEST PUNTS

86	Larry Barnes vs. Chi.	9/29/57
82	Andy Lee vs. NE	10/5/08
82	Tommy Davis vs. Min.	9/30/62
81	Andy Lee at TB	11/21/04
81	Tommy Davis at StL Cardinals	11/25/62
80	Jim Miller at Den.	9/19/82
79	Tommy Davis at Chi.	10/14/62
76	Larry Barnes vs. Bal.	12/8/57
75	Verl Lillywhite vs. Cle.	9/30/57
74	Andy Lee vs. Bal.	10/7/07
74	Tommy Davis vs. Chi.	10/30/51
72	Jon Kilgore vs. Chi.	12/6/69
71	Andy Lee at Den.	10/19/14
71	Andy Lee vs. Sea.	9/30/07
71	Andy Lee at StL	9/16/07
71	Tommy Davis vs. Chi.	10/25/59

LONGEST PUNT RETURNS

95t	John Taylor vs. Was.	11/21/88
94t	Hugh McElhenny at Chi.	10/19/52
93t	Dana McLemore vs. LA Rams	1/2/83
89t	Jimmy Williams vs. Sea	12/1/02
88t	Manfred Moore vs. Atl.	11/24/74
85t	Abe Woodson at GB	10/21/62
83t	Dana McLemore vs. Chi.	12/14/87
80t	Abe Woodson vs. Det.	11/5/61
79t	Dana McLemore at NYG	10/8/84
78t	Ted Ginn Jr. at StL	12/26/10
78t	Dexter Carter vs. Min.	12/18/95

LONGEST KICKOFF RETURNS

105t	Abe Woodson at LA Rams	11/8/59
104t	Allen Rossum at Arz.	11/11/08
103t	Abe Woodson vs. Min.	9/15/63
102t	Ted Ginn Jr. vs. Sea.	9/11/11
101t	Terry Kirby vs. Car.	11/16/97
101t	James Owens at Det.	11/2/80
99t	Abe Woodson at NYG	11/17/63
98t	Dexter Carter vs. NO	12/1/91
98t	Vic Washington at Atl.	10/29/72
98t	Abe Woodson at Det.	10/1/61
97t	Vic Washington vs. Dal.	12/23/72
97t	Lenny Lyles vs. Bal.	12/18/60
96t	Dexter Carter at Was.	11/6/94
96	Joe Arenas vs. Bal.	12/16/56

LONGEST INTERCEPTION RETURNS

97t	Zack Bronson at Chi.	10/28/01
94t	Alvin Randolph vs. Chi.	12/11/66
93t	Deion Sanders at Atl.	10/16/94
90t	Deion Sanders at SD	12/11/94
89t	NaVorro Bowman vs. Atl.	12/23/13
88t	Tory Nixon at GB	10/26/86
86t	Patrick Willis at Sea	9/14/08
86t	Eric Davis vs. StL	11/26/95
83t	Ronnie Lott at KC	12/26/82
82	Carlton Williamson vs. Sea.	11/25/85
77t	Tom Holmoe vs. StL Cardinals	11/9/86
74t	Deion Sanders vs. NO	9/25/94
73	Eric Reid at Sea	12/14/14

LONGEST FUMBLE RETURNS

99t	Don Griffin vs. Chi.	12/23/91
96t	Lee Woodall vs. Buf.	12/3/95
80t	Dwaine Carpenter at Chi.	10/31/04
80t	Dwight Hicks at Was.	10/4/81
78t	Derrick Johnson at Arz. (Mexico City)	10/2/05
75t	Clark Miller at Det.	11/14/65
73t	Skip Vanderbundt at Dal.	11/23/72
71	Gerard Williams vs. NO	9/23/79
71t	Darnell Walker at Min.	10/24/99
66t	Windlan Hall vs. Phi.	12/2/73
65t	Keena Turner at Was.	12/1/85
63t	Tommy Hart at StL Cardinals	10/24/71

LONGEST FIELD GOALS

63	David Akers at GB	9/9/12
56	Phil Dawson at Arz.	12/29/13
56	Joe Nedney at StL	12/24/05
56	Mike Cofer at Atl.	10/14/90
55	Phil Dawson vs. KC	10/5/14
55	Phil Dawson at NO	11/17/13
55	David Akers at Det.	10/16/11
55	David Akers vs. Dal.	9/18/11
54	Phil Dawson at StL	10/14/14
54	David Akers at Sea	12/23/12
54	Steve Mike-Mayer at LA Rams	11/9/75
54	Bruce Gossett vs. NO	10/21/73
53	Phil Dawson vs. Arz	12/28/14
53	Phil Dawson vs. Car	11/10/13
53	David Akers at Cin.	9/25/11
53	Joe Nedney vs. Phi.	10/12/08
53	Ray Wersching at Det.	9/2/84
53	Tommy Davis at LA Rams	10/18/64

LONGEST RETURNS OF FIELD GOAL ATTEMPT

92t	Bruce Taylor at NO	12/13/70
74t	Nate Clements at NYG	10/19/08
62t	Johnny Jackson at Dal.	10/15/89
58t	Bruce Taylor at NO	9/26/71
41t	Donald Strickland vs. Phi.	10/12/08
38	Kermit Alexander vs. Phi.	11/20/66
30	Kermit Alexander at Phi.	9/20/64

NFL RECORDS BY 49ERS

Most Consecutive Seasons Leading NFL in Passer Rating

4 Steve Young (1991–94)

Highest Single-Game Completion Percentage (min. 15 atts.)

94.7 Alex Smith at Arz. (10/29/12)

Most Seasons Leading League in Passing Touchdowns

4 Steve Young (1992–94, '98); tied with Johnny Unitas (1957–60), Len Dawson (1962–63, 1965–66), Brett Favre (1995–97, 2003), Drew Brees (2008–09, 2011–12), Peyton Manning (2000, '04, '06, '13)

Most Receiving Touchdowns in a Game

5 Jerry Rice at Atl. (10/14/90); tied with Chi. Bob Shaw vs. Bal. (10/2/50) and SD Kellen Winslow vs. Oak. (11/22/81)

Most Interceptions in a Game

4 Dave Baker vs. LA Rams (12/4/60); tied with 17 others

Most Interceptions Returned for a Touchdown in a Game

2 Ken Norton vs. StL (10/22/95); tied with 26 others

Most Seasons Leading League in Kickoff Return Avg.

3 Abe Woodson (1959, 1962–63)

Most Points in a Season, No Touchdowns, Single Season

166 David Akers (2011)

Most Field Goals Attempted in a Season

52 David Akers (2011)

Most Field Goals Made in a Season

44 David Akers (2011)

49ERS NFL LEADERS

RUSHING CHAMPIONS

1953	Joe Perry	1,018
1954	Joe Perry	1,049

PASSING CHAMPIONS (PASSER RATING)

1970	John Brodie	93.9
1987	Joe Montana	102.1
1989	Joe Montana	112.4
1991	Steve Young	101.8
1992	Steve Young	107.0
1993	Steve Young	101.5
1994	Steve Young	112.8
1996	Steve Young	97.2
1997	Steve Young	104.7

49ERS NFL LEADERS

RECEIVING CHAMPIONS (RECEPTIONS)

1954	Billy Wilson	60
1956	Billy Wilson	60
1957	Billy Wilson	52
1965	Dave Parks	80
1968	Clifton McNeil	71
1982	Dwight Clark	60
1985	Roger Craig	92
1990	Jerry Rice	100
1996	Jerry Rice	108

RECEIVING CHAMPIONS (TOUCHDOWNS)

1953	Billy Wilson	10
1972	Gene Washington	12
1986	Jerry Rice	16
1987	Jerry Rice	22
1989	Jerry Rice	17
1990	Jerry Rice	13
1991	Jerry Rice	14
1993	Jerry Rice	16
1994	Jerry Rice	13
2001	Terrell Owens	16
2002	Terrell Owens	13
2009	Vernon Davis #	13

PUNTING CHAMPIONS (BASED ON AVERAGE)

1962	Tommy Davis	45.6
2011	Andy Lee	50.9

SCORING

1952	Gordie Soltau	94
1953	Gordie Soltau	114
1984	Ray Wersching	131
1987	Jerry Rice	138
1989	Mike Cofer	136
2011	David Akers	166*

KICKOFF RETURNS (BASED ON AVERAGE)

1953	Joe Arenas	34.4
1959	Abe Woodson	29.4
1962	Abe Woodson	31.3
1963	Abe Woodson	32.2

FIELD GOALS MADE

1960	Tommy Davis	19
2011	David Akers	44*

PUNT RETURNS (BASED ON YARDS)

1960	Abe Woodson	174
1988	John Taylor	556

INTERCEPTIONS

1960	Dave Baker	10
1986	Ronnie Lott	10
2003	Tony Parrish	9#

*NFL Record #Shared NFL Lead

ROOKIE SEASON RECORDS

RUSHING ATTEMPTS

No	Att	Player	Year
1.	191	Vic Washington	1971
2.	189	Ken Willard	1965
3.	174	Wilbur Jackson	1974
4.	171	Earl Cooper	1980
5.	129	John H. Johnson	1954
6.	127	Frank Gore	2005
7.	125	Kevan Barlow	2001
8.	109	Don Lisbon	1963
9.	98	Hugh McElhenny	1952
10.	96	Billy Kilmer	1961

RUSHING YARDS

No	Yds	Player	Year
1.	811	Vic Washington	1971
2.	778	Ken Willard	1965
3.	725	Roger Craig	1983
4.	720	Earl Cooper	1980
5.	705	Wilbur Jackson	1974
6.	684	Hugh McElhenny	1952
7.	681	John H. Johnson	1954
8.	608	Frank Gore	2005
9.	512	Kevan Barlow	2001
10.	509	Billy Kilmer	1961

RUSHING TOUCHDOWNS

No	TD	Player	Year
1.	10	Billy Kilmer	1961
2.	9	John H. Johnson	1954
3.	8	Roger Craig	1983
4.	6	Hugh McElhenny	1952
6.	6	William Floyd	1994
6.	5	Ken Willard	1965
8.	5	Dicky Moegle	1955
8.	4	Carlos Hyde	2014
10.	4	Kevan Barlow	2001
10.	3	Frank Gore	2005
10.	3	Earl Cooper	1980
10.	3	Delvin Williams	1974
10.	3	Vic Washington	1971
10.	3	J.D. Smith	1958

RECEPTIONS

No	Rec	Player	Year
1.	83	Earl Cooper	1980
2.	51	Gene Washington	1969
3.	49	Jerry Rice	1985
4.	48	Michael Crabtree	2009
4.	48	Roger Craig	1983
6.	40	Eric Johnson	2001
7.	38	J.J. Stokes	1995
8.	36	Dave Parks	1964
8.	36	Vic Washington	1971
10.	35	Terrell Owens	1996

RECEIVING YARDS

No	Yds	Player	Year
1.	927	Jerry Rice	1985
2.	711	Gene Washington	1969
3.	703	Dave Parks	1964
4.	625	Michael Crabtree	2009
5.	567	Earl Cooper	1980
6.	520	Terrell Owens	1996
7.	517	J.J. Stokes	1995
8.	402	Alex Loyd	1950
9.	395	R.C. Owens	1957
10.	367	Hugh McElhenny	1952

RECEIVING TOUCHDOWNS

No	TD	Player	Year
1.	8	Dave Parks	1964
2.	5	Jimmy Thomas	1969
2.	5	R.C. Owens	1957
4.	4	Terrell Owens	1996
4.	4	J.J. Stokes	1995
4.	4	Roger Craig	1983
4.	4	Earl Cooper	1980
4.	4	Vic Washington	1971
4.	4	Ken Willard	1965
4.	4	Carroll Hardy	1955

PASSES COMPLETED

No	Comp	Player	Year
1.	88	Tom Owen	1974
2.	84	Alex Smith	2005
3.	38	Earl Morrall	1956
4.	23	Steve Spurrier	1967
4.	23	George Mira	1964
6.	21	Jim Druckenmiller	1997
6.	21	Scott Bull	1976
6.	21	Dennis Morrison	1975
9.	19	Billy Kilmer	1961
10.	13	Joe Montana	1979

PASSING YARDS

No	Yds	Player	Year
1.	1,327	Tom Owen	1974
2.	875	Alex Smith	2005
3.	621	Earl Morrall	1956
4.	331	George Mira	1964
5.	286	Billy Kilmer	1961
6.	252	Scott Bull	1976
7.	239	Jim Druckenmiller	1997
8.	227	Dennis Morrison	1974
9.	211	Steve Spurrier	1967
10.	160	John Brodie	1957

PASSING TOUCHDOWNS

No	TD	Player	Year
1.	10	Tom Owen	1974
2.	2	Scott Bull	1976
2.	2	George Mira	1964
2.	2	John Brodie	1957
5.	1	Alex Smith	2005
5.	1	Jim Druckenmiller	1997
5.	1	Bill Musgrave	1991
5.	1	Joe Montana	1979
5.	1	Dennis Morrison	1974
5.	1	Bob Waters	1960
5.	1	Earl Morrall	1956

PASSES ATTEMPTED

No	Att	Player	Year
1.	184	Tom Owen	1974
2.	165	Alex Smith	2005
3.	78	Earl Morrall	1956
4.	53	George Mira	1964
5.	52	Jim Druckenmiller	1997
6.	51	Dennis Morrison	1974
7.	50	Steve Spurrier	1967
8.	48	Scott Bull	1976
9.	34	Billy Kilmer	1961
10.	23	Joe Montana	1979

PASSES INTERCEPTED

No	INT	Player	Year
1.	15	Tom Owen	1974
2.	11	Alex Smith	2005
3.	7	Steve Spurrier	1967
4.	6	Earl Morrall	1956
5.	5	Dennis Morrison	1974
5.	5	George Mira	1964
7.	4	Jim Druckenmiller	1997
7.	4	Scott Bull	1976
7.	4	Billy Kilmer	1961
10.	3	John Brodie	1957

PUNT RETURNS

No	Ret	Player	Year
1.	47	R.W. McQuarters	1998
2.	38	Don Griffin	1986
3.	35	Anthony Leonard	1976
4.	23	Bruce Ellington	2014
5.	22	Brandon Williams	2006
5.	22	Ralph McGill	1972
7.	21	Vinny Sutherland	2001
7.	21	Joe Arenas	1951

PUNT RETURN YARDS

No	Yds	Player	Year
1.	406	R.W. McQuarters	1998
2.	377	Don Griffin	1986
3.	293	Anthony Leonard	1976
4.	284	Hugh McElhenny	1952
5.	272	Joe Arenas	1951
6.	219	Ralph McGill	1972

PUNT RETURN TOUCHDOWNS

No	TD	Player	Year
1.	1	Otis Amey	2005
1.	1	R.W. McQuarters	1998
1.	1	Don Griffin	1986
1.	1	Dana McLemore	1982
1.	1	Anthony Leonard	1976
1.	1	Manfred Moore	1974
1.	1	Hugh McElhenny	1952

PUNTING ATTEMPTS

No	Att	Player	Year
1.	96	Andy Lee	2004
2.	91	Bradley Pinion	2015
3.	79	Tom Wittum	1973
4.	78	Barry Helton	1988
5.	77	Jim Miller	1980

PUNTING YARDS

No	Yds	Player	Year
1.	3,990	Andy Lee	2004
2.	3,969	Bradley Pinion	2015
3.	3,455	Tom Wittum	1973
4.	3,152	Jim Miller	1980
5.	3,069	Barry Helton	1988

PUNTING AVERAGE*

No	Avg	Player	Year
1.	45.7	Tommy Davis	1959
4.	43.7	Tom Wittum	1973
3.	43.6	Bradley Pinion	2015
4.	41.6	Andy Lee	2004
5.	40.9	Jim Miller	1980

*minimum of 20 punts

ROOKIE SEASON RECORDS (CONT.)

KICKOFF RETURNS

No	Ret	Player	Year
1.	50	Vinny Sutherland	2001
2.	41	James Owens	1979
3.	41	Dexter Carter	1971
4.	33	Vic Washington	1990
5.	26	Rasheed Marshall	2005
	26	Anthony Leonard	1976
7.	24	Bruce Ellington	2014

KICKOFF RETURN YARDS

No	Yds	Player	Year
1.	1,140	Vinny Sutherland	2001
2.	1,002	James Owens	1979
3.	858	Vic Washington	1971
4.	783	Dexter Carter	1990
5.	614	Bruce Ellington	2014
6.	553	Anthony Leonard	1976

KICKOFF RETURN TOUCHDOWNS

No	TD	Player	Year
1.	1	Amos Lawrence	1981
	1	James Owens	1979
	1	Dave Williams	1977

INTERCEPTIONS

No	INT	Player	Year
1.	7	Ronnie Lott	1981
2.	6	Tim McKyer	1986
	6	Dicky Moegle	1955
4.	5	Kermit Alexander	1963
	5	Jimmy Johnson	1961
	5	Dave Baker	1959
	5	Fred Brune	1953
	5	Jim Powers	1950

INTERCEPTION RETURN YARDS

No	Yds	Player	Year
1.	138	Alvin Randolph	1967
2.	117	Ronnie Lott	1981
3.	116	Jimmy Johnson	1961
4.	81	Todd Shell	1984
5.	77	Rex Berry	1951

INTERCEPTION RETURN TOUCHDOWNS

No	TD	Player	Year
1.	3	Ronnie Lott	1981
2.	1	Dontae Johnson	2014
	1	Tim McKyer	1986
	1	Bill Belk	1968
	1	Alvin Randolph	1966

TOTAL TOUCHDOWNS

No	TD	Player	Year
1.	12	Roger Craig	1983
2.	10	Billy Kilmer	1961
	10	Hugh McElhenny	1952
4.	9	Earl Cooper	1980
	9	Ken Willard	1965
	9	John H. Johnson	1954

TOTAL POINTS

No	Pts	Player	Year
1.	105	Doug Brien	1994
2.	103	Wade Richey	1997
3.	72	Roger Craig	1983

SACKS

No	Sacks	Player	Year
1.	14.0	LB Aldon Smith	2011
2.	12.0	LB Charles Haley	1986
3.	10.5	DT Dana Stubblefield	1993
4.	6.5	DE Andre Carter	2001
5.	6.0	DT DeForest Buckner	2016
	6.0	LB Aaron Lynch	2014

ROOKIE SINGLE GAME RECORDS

RUSHING YARDS

No	Yds	Player	Date	Opp.
1.	170	Hugh McElhenny	10/5/52	Dal.
2.	134	Amp Lee	12/13/92	Min.
3.	131	Billy Kilmer	10/8/61	LA Rams
4.	125	Vic Washington	11/28/71	NYJ
5.	124	Dexter Carter	12/17/90	LA Rams
	124	John H. Johnson	11/20/54	Pit.
7.	118	Jimmy Thomas	12/6/69	Chi.
8.	108	Frank Gore	1/1/06	Hou.
9.	100	Ricky Watters	9/6/92	NYG

RUSHING TOUCHDOWNS

No	TD	Player	Date	Opp.
1.	4	Billy Kilmer	10/15/61	Min.
2.	3	Ricky Watters	10/18/92	Atl.
	3	Roger Craig	12/4/83	TB

RECEPTIONS

No	REC	Player	Date	Opp.
1.	10	Jerry Rice	12/9/85	LA Rams
	10	Earl Cooper	9/7/80	NO
3.	9	Earl Cooper	9/14/80	StL
4.	8	Earl Cooper	10/26/80	TB
	8	Earl Cooper	10/19/80	LA Rams
	8	Monty Stickles	9/25/60	NYG

RECEIVING YARDS

No	Yds	Player	Date	Opp.
1.	241	Jerry Rice	12/9/85	LA Rams
2.	146	Dave Parks	10/25/64	Min.
3.	131	Aaron Thomas	11/19/61	Chi.
4.	125	Clyde Conner	12/8/56	GB
5.	123	Monty Stickles	9/25/60	NYG

TOTAL TOUCHDOWNS

No	TD	Player	Date	Opp.
1.	4	Billy Kilmer	10/15/61	Min.
2.	3	Roger Craig	12/4/83	TB

PUNT RETURN YARDS

No	Yds	Player	Date	Opp.
1.	141	Anthony Leonard	10/17/76	NO
2.	133	Bruce Taylor	11/15/70	Houston
3.	125	Dana McLemore	1/2/83	LA Rams
4.	122	Hugh McElhenny	10/19/52	Chi.
5.	109	Ralph McGill	10/29/72	Atl.

KICKOFF RETURN YARDS

No	Yds	Player	Date	Opp.
1.	179	Vic Washington	11/14/71	NO
2.	172	LaMichael James	12/23/12	Sea.
3.	163	Jamal Willis	10/15/95	Ind.
4.	159	Doug Cunningham	10/22/67	NO
5.	147	Dana McLemore	12/2/82	LA Rams
	147	Vinny Sutherland	11/18/01	Car.

INTERCEPTIONS

No	INT	Player	Date	Opp.
1.	2	Chris Borland	11/16/14	NYG
	2	Tim McKyer	12/19/86	LA Rams
	2	Ronnie Lott	10/11/81	Det.
	2	Carlton Williamson	11/29/81	NYG
	2	Ricky Churchman	11/30/80	NE
	2	Jimmy Johnson	11/5/61	Det.
	2	Dicky Moegle	10/23/55	Chi.
	2	Rex Berry	10/21/51	Chi.
	2	Jimmy Powers	10/22/50	Det.

ROOKIE HIGHLIGHTS

LONG RUNS FROM SCRIMMAGE

No	Yds	Player	Opp.	Date
1.	89t	Hugh McElhenny	at Dal.	10/5/52
2.	82t	Hugh McElhenny	vs. Dal.	10/26/52
3.	75t	Jimmy Thomas	vs. Chi.	12/6/69
4.	74t	Dexter Carter	at Atl.	10/14/90
5.	72t	Frank Gore	at Was.	10/23/05

LONG RECEPTIONS

No	Yds	Player	Opp.	Date
1.	83t	Dave Parks	at LA Rams	10/18/64
2.	80t	Dave Parks	vs. Min.	10/25/64
3.	79t	Dave Parks	at Min.	11/8/64
4.	78	Keith Henderson	vs. Atl.	11/12/89
	78t	Carroll Hardy	vs. Det.	10/30/55

LONG PUNTS

No	Yds	Player	Opp.	Date
1.	86	Larry Barnes	vs. Chi.	9/29/57
2.	81	Andy Lee	at TB	11/21/04
3.	71	Tommy Davis	vs. Chi.	10/25/59
4.	70	Chad Stanley	at Jac.	9/12/99
5.	65	Jim Miller	at NYJ	9/21/80

LONG PUNT RETURNS

No	Yds	Player	Opp.	Date
1.	94t	Hugh McElhenny	vs. Chi.	10/16/52
2.	93t	Dana McLemore	vs. LA Rams	1/2/83
3.	88t	Manfred Moore	vs. Atl.	11/24/74
4.	76t	Don Griffin	vs. Atl.	11/23/86
	76	Bruce Taylor	at Chi.	11/8/70

LONG KICKOFF RETURNS

No	Yds	Player	Opp.	Date
1.	94	Doug Cunningham	vs. NO	11/22/67
2.	92t	Amos Lawrence	vs. LA Rams	11/22/81
3.	85t	James Owens	vs. Den.	11/18/79
4.	80t	Dave Williams	at Min.	12/4/77
5.	74	Vic Washington	vs. NE	10/31/71

LONG RETURNS OF FIELD GOAL ATTEMPTS

No	Yds	Player	Opp.	Date
1.	92t	Bruce Taylor	at NO	12/13/70
2.	62t	Johnny Jackson	at Dal.	10/15/89

LONG COMPLETIONS

No	Yds	Player	Opp.	Date
1.	79t	George Mira	at Min.	11/8/64
2.	68t	Tom Owen	at Chi.	11/17/74
3.	53t	Tom Owen	vs. Atl.	11/24/74
4.	50t	Harry Sydney	vs. NO	11/15/87
	50	Jim Powers	at Det.	10/8/50

LONG INTERCEPTION RETURNS

No	Yds	Player	Opp.	Date
1.	94t	Alvin Randolph	vs. Chi.	12/11/66
2.	70t	Jason Webster	vs. Atl.	11/19/00
	70	Bruce Taylor	vs. GB	11/1/70
4.	63	Jimmy Johnson	vs. GB	12/10/61
5.	53t	Todd Shell	at NO	11/25/84

LONG FIELD GOALS

No	Yds	Player	Opp.	Date
1.	54	Steve Mike-Mayer	at LA Rams	11/9/75
2.	52	Jose Cortez	vs. StL	9/23/01
3.	49	Jose Cortez	at NYJ	10/1/01
4.	48	Doug Brien	at NO	11/28/94
5.	47	Doug Brien	at LA Rams	9/18/94

LONG FUMBLE RETURNS

No	Yds	Player	Opp.	Date
1.	75t	Derrick Johnson	at Arz.	10/2/05
2.	34	Eric Davis	at LA Rams	12/17/90
3.	18	Ed Pine	at Min.	12/2/62
4.	17	Jamie Winborn	at NO	1/6/02
5.	16	Jack Capple	vs. Min.	10/24/65

100-YARD RUSHING GAMES

Player	Game(s)	Yards (Att-Lg-TD)
1. Hugh McElhenny	at Dal. Texans (10/5/52)	170 (7-89t-1)
2. Joe Perry**	vs. Bal. (10/29/50)	142 (16-49-0)
3. Joe Perry**	vs. GB (12/10/50)	135 (9-78t-1)
4. Amp Lee	at Min. (12/13/92)	134 (23-43-1)
5. Billy Kilmer	vs. LA Rams (10/8/61)	131 (19-26-2)
6. Vic Washington	at NYJ (11/28/71)	125 (27-20-1)
7. Dexter Carter	at LA Rams (12/17/90)	124 (13-74t-1)
John Henry Johnson	at Pit. (11/20/54)	124 (17-24t-1)
9. Jimmy Thomas	vs. Chi. (12/6/69)	118 (6-75t-1)
10. Billy Kilmer	at Min. (10/15/61)	115 (20-21-4)
11. Ken Willard	at Min. (11/28/65)	113 (18-21-0)
12. Frank Gore	vs. Hou. (1/1/06)	108 (25-28-0)
Joe Arenas	vs. GB (12/9/51)	108 (12-14-2)
14. Billy Kilmer	at Det. (10/1/61)	103 (16-31-2)
Hugh McElhenny	at Chi. (10/19/52)	103 (12-25t-2)

**Player who was in his 1st NFL season, but had previous prof experience.

100-YARD RECEIVING GAMES

Player	Game(s)	Yards (Rec–TD)
1. Jerry Rice	vs. LA Rams (12/9/85)	241 (10–1)
2. Dave Parks	vs. Min. (10/25/64)	146 (5–1)
3. Aaron Thomas	vs. Chi. (11/19/61)	131 (3–2)
4. Clyde Conner	vs. GB (12/8/56)	125 (7–1)
5. Monty Stickles	vs. NYG (9/25/60)	123 (8–0)
6. Carroll Hardy	at GB (11/20/55)	122 (4–2)
7. Bernie Casey	vs. GB (12/10/61)	118 (5–1)
Hugh McElhenny	at NYG (11/9/52)	118 (4–0)
9. Dave Parks	at LA Rams (10/18/64)	112 (3–1)
10. Jerry Rice	vs. Dal. (12/22/85)	111 (7–0)
11. Terrell Owens	vs. Car. (12/8/96)	110 (5–1)
12. J.J. Stokes	at Atl. (12/24/95)	106 (5–1)
Alyn Beals**	vs. LA Rams (10/1/50)	106 (7–0)
14. Don Lisbon	vs. Dal. (11/10/63)	102 (5–2)
Alex Loyd	at Cle. (11/12/50)	102 (5–0)

**Player who was in his 1st NFL season, but had previous prof experience.

CAREER 100/300 YARD GAMES

CAREER 100-YARD RUSHING GAMES

No	Player	W-L-T
39	Frank Gore	31-8-0
20	Joe Perry	16-4-0
16	Garrison Hearst	15-1-0
14	Roger Craig	11-3-0
12	Hugh McElhenny	8-4-0
12	J.D. Smith	7-5-0
10	Wendell Tyler	8-2-0
10	Delvin Williams	5-5-0
9	Ricky Watters	8-1-0
9	Ken Willard	5-3-1
6	Charlie Garner	3-3-0
5	Kevan Barlow	2-3-0
4	Billy Kilmer	4-0-0
3	Wilbur Jackson	2-1-0
3	Paul Hofer	0-3-0
3	Carlos Hyde	1-2-0
2	Joe Cribbs	2-0-0
2	Larry Schreiber	2-0-0
2	Maurice Hicks	2-0-0
2	C.R. Roberts	2-0-0
2	Colin Kaepernick	0-2-0
1	Joe Arenas	1-0-0
1	Dexter Carter	1-0-0
1	Lenvil Elliott	1-0-0
1	Keith Henderson	1-0-0
1	John Henry Johnson	1-0-0
1	Terry Kirby	1-0-0
1	Amp Lee	1-0-0
1	Gary Lewis	1-0-0
1	Verl Lillywhite	1-0-0
1	Lawrence Phillips	1-0-0
1	Jimmy Thomas	1-0-0
1	Vic Washington	1-0-0
1	Brian Westbrook	1-0-0
1	O.J. Simpson	0-1-0
1	Steve Young	0-1-0
199		146-51-1

CAREER 300-YARD PASSING GAMES

No	Player	W-L-T
35	Joe Montana	26-9-0
28	Steve Young	21-7-0
14	Jeff Garcia	5-9-0
6	John Brodie	4-1-1
6	Colin Kaepernick	4-2-0
5	Y.A. Tittle	4-1-0
5	Steve DeBerg	0-5-0
3	Elvis Grbac	2-1-0
3	Alex Smith	1-2-0
2	Steve Bono	2-0-0
2	Jeff Kemp	1-1-0
2	Steve Spurrier	0-2-0
1	Blaine Gabbert	0-1-0
1	Troy Smith	1-0-0
1	Tim Rattay	1-0-0
1	George Mira	1-0-0
1	Tom Owen	1-0-0
1	J.T. O'Sullivan	1-0-0
1	Shaun Hill	0-1-0
1	Mike Moroski	0-1-0
119		75-43-1

CAREER 100-YARD RECEIVING GAMES

No	Player	W-L-T
66	Jerry Rice	46-20-0
25	Terrell Owens	15-10-0
17	Gene Washington	11-5-1
16	Dwight Clark	11-5-0
12	John Taylor	10-2-0
11	Freddie Solomon	5-6-0
11	Dave Parks	2-8-1
10	Gordie Soltau	5-5-0
10	Billy Wilson	4-4-2
10	Bernie Casey	3-5-2
9	Vernon Davis	4-5-0
8	R.C. Owens	5-2-1
8	Michael Crabtree	5-3-0
5	Monty Stickles	3-2-0
5	Anquan Boldin	4-1-0
4	Paul Hofer	2-2-0
4	J.J. Stokes	2-2-0
3	Garrison Hearst	2-1-0
3	Dick Witcher	2-1-0
3	Clifton McNeil	1-2-0
3	Ted Kwalick	0-2-1
3	Brandon Lloyd	0-3-0
2	Clyde Conner	2-0-0
2	Roger Craig	2-0-0
2	J.R. Boone	1-1-0
2	Isaac Bruce	1-1-0
2	Antonio Bryant	1-1-0
2	John David Crow	1-1-0
2	Eric Johnson	1-1-0
2	Hugh McElhenny	1-1-0
1	Danny Abramowicz	1-0-0
1	Jimmy Johnson	1-0-0
1	Brent Jones	1-0-0
1	Don Lisbon	1-0-0
1	Willie McGee	1-0-0
1	Jeff Moore	1-0-0
1	Renaldo Nehemiah	1-0-0
1	Ted Popson	1-0-0
1	Tom Rathman	1-0-0
1	J.D. Smith	1-0-0
1	Aaron Thomas	1-0-0
1	Ricky Watters	1-0-0
1	Mike Wilson	1-0-0
1	Arnaz Battle	0-1-0
1	Alyn Beals	0-1-0
1	Jimmy Cason	0-1-0
1	Curtis Conway	0-1-0
1	Charlie Garner	0-1-0
1	Frank Gore	0-1-0
1	Carroll Hardy	0-1-0
1	Alex Loyd	0-1-0
1	Joshua Morgan	0-1-0
1	Quinton Patton	0-1-0
1	Joe Perry	0-1-0
1	Mike Sherrard	0-1-0
1	Torrey Smith	0-1-0
1	Jimmy Thomas	0-1-0
1	Cedrick Wilson	0-1-0
286		162-116-8

49ERS 300-YARD PASSERS

398 – Colin Kaepernick vs. NO	11/6/16 (24 of 39)
354 – Blaine Gabbert vs. StL	1/3/16 (28 of 44)
318 – Blaine Gabbert vs. Arz.	11/29/15 (25 of 36)
340 – Colin Kaepernick vs. Bal.	10/18/15 (16 of 27)
335 – Colin Kaepernick at Pit.	9/20/15 (33 of 46)
343 – Colin Kaepernick at StL	10/13/14 (22 of 36)
310 – Colin Kaepernick at Arz.	12/29/13 (21 of 34)
412 – Colin Kaepernick vs. GB	9/8/13 (27 of 39)
303 – Alex Smith vs. Buf.	10/7/12 (18 of 24)
356 – Troy Smith vs. StL	11/14/10 (17 of 28)
309 – Alex Smith vs. Phi.	10/10/10 (25 of 39)
310 – Alex Smith at Sea.	12/6/09 (27 of 45)
303 – Shaun Hill at Dal.	11/23/08 (21 of 33)
321 – J.T. O'Sullivan at Sea.	9/14/08 (20 of 32)
417 – Tim Rattay vs. Arz.	10/10/04 (38 of 57)
344 – Jeff Garcia at Cin.	12/14/03 (26 of 33)
337 – Jeff Garcia at SD	11/17/02 (25 of 43)
305 – Jeff Garcia at Car.	11/18/01 (34 of 54)
332 – Jeff Garcia at Atl.	10/14/01 (27 of 41)
335 – Jeff Garcia vs. Atl.	9/9/01 (26 of 40)
402 – Jeff Garcia vs. Chi.	12/17/00 (36 of 44)
305 – Jeff Garcia vs. NO	12/10/00 (25 of 38)
323 – Jeff Garcia at SD	12/3/00 (18 of 32)
307 – Jeff Garcia at Car.	10/22/00 (25 of 39)
336 – Jeff Garcia at GB	10/15/00 (27 of 42)
336 – Jeff Garcia vs. Oak.	10/8/00 (28 of 41)
373 – Jeff Garcia at Atl.	1/3/00 (26 of 34)
303 – Jeff Garcia at Car.	12/18/99 (29 of 46)
437 – Jeff Garcia at Cin.	12/5/99 (33 of 49)
342 – Steve Young at Atl.	11/15/98 (21 of 40)
331 – Steve Young vs. Ind.	10/18/98 (33 of 51)
309 – Steve Young at NO	10/11/98 (21 of 40)
329 – Steve Young at Buf.	10/4/98 (23 of 38)
387 – Steve Young vs. Atl.	9/27/98 (28 of 39)
303 – Steve Young at Was.	9/14/98 (21 of 32)
363 – Steve Young vs. NYJ	9/6/98 (26 of 46)
336 – Steve Young vs. Atl.	9/21/97 (17 of 24)
393 – Steve Young vs. Car.	12/8/96 (27 of 41)
316 – Steve Young at Atl.	12/24/95 (31 of 44)
425 – Steve Young vs. Min.	12/18/95 (30 of 49)
336 – Steve Young at Car.	12/10/95 (31 of 45)
382 – Elvis Grbac at Mia.	11/20/95 (31 of 41)
305 – Elvis Grbac at Dal.	11/12/95 (20 of 30)
327 – Elvis Grbac at Car.	11/5/95 (26 of 37)
348 – Steve Young at Det.	9/25/95 (27 of 44)
331 – Steve Young vs. Atl.	9/10/95 (27 of 40)
350 – Steve Young vs. Den.	12/17/94 (20 of 29)
304 – Steve Young at SD	12/11/94 (25 of 32)
325 – Steve Young vs. LA Rams	11/20/94 (30 of 44)
355 – Steve Young at LA Rams	9/18/94 (31 of 39)
308 – Steve Young vs. LA Raiders	9/5/94 (19 of 32)
354 – Steve Young at Det.	12/19/93 (17 of 23)
462 – Steve Young at LA Rams	11/28/93 (26 of 32)
311 – Steve Young at TB	11/14/93 (23 of 29)
342 – Steve Young vs. Phi.	11/29/92 (24 of 35)
399 – Steve Young vs. Atl.	10/18/92 (18 of 28)
449 – Steve Young vs. Buf.	9/13/92 (26 of 37)
338 – Steve Young vs. Chi.	12/23/91 (21 of 32)
347 – Steve Bono vs. NO	12/1/91 (27 of 41)
306 – Steve Bono at LA Rams	11/25/91 (18 of 33)

348 – Steve Young vs. Atl.	10/13/91 (22 of 38)
348 – Steve Young vs. SD	9/8/91 (26 of 36)
411 – Joe Montana at GB	11/4/90 (25 of 40)
476 – Joe Montana at Atl.	10/14/90 (32 of 49)
318 – Joe Montana at Hou.	10/7/90 (20 of 28)
398 – Joe Montana vs. Atl.	9/23/90 (24 of 36)
390 – Joe Montana vs. Was.	9/16/90 (29 of 44)
458 – Joe Montana at LA Rams	12/11/89 (30 of 42)
325 – Joe Montana vs. GB	11/19/89 (30 of 42)
302 – Joe Montana vs. NO	11/6/89 (22 of 31)
428 – Joe Montana at Phi.	9/24/89 (25 of 34)
302 – Joe Montana at Sea.	9/25/88 (20 of 29)
343 – Joe Montana vs. Atl.	9/18/88 (32 of 48)
308 – Joe Montana at GB	12/6/87 (26 of 35)
342 – Joe Montana vs. Cle.	11/29/87 (23 of 31)
304 – Joe Montana at TB	11/22/87 (29 of 45)
334 – Joe Montana vs. StL Cardinals	10/18/87 (31 of 39)
316 – Joe Montana at Pit.	9/13/87 (34 of 49)
441 – Joe Montana at Was.	11/17/86 (33 of 60)
332 – Mike Moroski at NO	11/2/86 (23 of 40)
359 – Jeff Kemp vs. Min.	10/12/86 (23 of 42)
332 – Jeff Kemp vs NO	9/21/86 (29 of 44)
356 – Joe Montana at TB	9/7/86 (32 of 46)
322 – Joe Montana vs. Dal.	12/22/85 (24 of 34)
354 – Joe Montana at NO	12/15/85 (25 of 38)
328 – Joe Montana vs. LA Rams	12/9/85 (26 of 36)
306 – Joe Montana at LA Rams	10/27/85 (22 of 30)
429 – Joe Montana at Atl.	10/6/85 (37 of 57)
301 – Joe Montana vs. Cin.	11/4/84 (27 of 42)
365 – Joe Montana at LA Rams	10/28/84 (21 of 31)
353 – Joe Montana at Hou.	10/21/84 (25 of 35)
381 – Joe Montana vs. Was.	9/10/84 (24 of 40)
358 – Joe Montana at LA Rams	10/23/83 (25 of 39)
316 – Joe Montana vs. LA Rams	10/9/83 (28 of 42)
341 – Joe Montana at StL Cardinals	9/18/83 (20 of 32)
356 – Joe Montana vs. SD	12/11/82 (31 of 46)
305 – Joe Montana vs. LA Rams	12/2/82 (26 of 37)
334 – Joe Montana vs. NO	11/28/82 (27 of 42)
408 – Joe Montana at StL Cardinals	11/21/82 (26 of 39)
336 – Joe Montana at Den.	9/19/82 (26 of 37)
345 – Steve DeBerg at Atl.	9/28/80 (32 of 51)
345 – Steve DeBerg vs. Atl.	12/16/79 (29 of 54)
348 – Steve DeBerg vs. Chi. Bears	10/28/79 (26 of 41)
306 – Steve DeBerg vs. Sea.	10/7/79 (31 of 40)
321 – Steve DeBerg at Hou.	9/17/78 (20 to 32)
316 – Tom Owen at Chi.	11/17/74 (15 of 26)
320 – Steve Spurrier vs. Min.	10/14/73 (31 of 48)
315 – Steve Spurrier at GB	11/5/72 (19 of 37)
317 – John Brodie at Chi.	11/8/70 (21 of 28)
356 – John Brodie at LAN	11/9/69 (25 of 42)
301 – John Brodie vs. GB	12/1/68 (24 of 39)
324 – George Mira at Atl.	12/10/67 (20 of 34)
327 – John Brodie at Chi.	11/13/66 (28 of 54)
328 – John Brodie vs. GB	12/10/61 (19 of 29)
322 – John Brodie vs. Chi.	11/19/61 (11 of 19)
316 – Y.A. Tittle at Det.	10/16/55 (15 of 31)
371 – Y.A. Tittle vs. Bal.	12/13/53 (29 of 44)
301 – Y.A. Tittle at LA Rams	11/8/53 (18 of 32)
304 – Y.A. Tittle vs. Chi.	11/1/53 (25 of 43)
341 – Y.A. Tittle at NYG	11/9/52 (16 of 29)

49ERS 100-YARD RUSHERS SINCE 1970

193 – Carlos Hyde vs. NYJ	12/11/16 (17 carries)
113 – Colin Kaepernick at Mia.	11/27/16 (10 carries)
102 – Carlos Hyde at Sea.	9/25/16 (21 carries)
168 – Carlos Hyde vs. Min.	9/14/15 (26 carries)
144 – Frank Gore vs. Arz.	12/28/14 (25 carries)
158 – Frank Gore vs. SD	12/20/14 (26 carries)
151 – Colin Kaepernick vs. SD	12/20/14 (7 carries)
107 – Frank Gore vs. KC	10/5/14 (18 carries)
119 – Frank Gore vs. Phi.	9/28/14 (24 carries)
110 – Frank Gore vs. Sea.	12/8/13 (17 carries)
101 – Frank Gore vs. Arz.	10/13/13 (25 carries)
153 – Frank Gore at StL	9/26/13 (20 carries)
131 – Frank Gore vs. Sea.	10/18/12 (16 carries)
106 – Frank Gore vs. Buf.	10/7/12 (14 carries)
112 – Frank Gore at GB	9/9/12 (16 carries)
107 – Frank Gore at Was.	11/6/11 (19 carries)
134 – Frank Gore vs. Cle.	10/30/11 (31 carries)
141 – Frank Gore at Det.	10/16/11 (15 carries)
125 – Frank Gore vs. TB	10/9/11 (20 carries)
127 – Frank Gore at Phi.	10/2/11 (15 carries)
136 – Brian Westbrook at Arz.	11/29/10 (23 carries)
118 – Frank Gore vs. Den. (London)	10/31/10 (29 carries)
102 – Frank Gore at Car.	10/24/10 (19 carries)
149 – Frank Gore vs. Oak.	10/17/10 (25 carries)
112 – Frank Gore vs. NO	9/20/10 (20 carries)
107 – Frank Gore at StL	1/3/10 (23 carries)
107 – Frank Gore at Phi.	12/20/09 (16 carries)
167 – Frank Gore vs. Arz.	12/14/09 (25 carries)
104 – Frank Gore vs. Chi.	11/12/09 (25 carries)
207 – Frank Gore vs. Sea.	9/20/09 (16 carries)
106 – Frank Gore vs. StL	11/16/08 (18 carries)
101 – Frank Gore vs. Phi.	10/12/08 (19 carries)
130 – Frank Gore vs. Det.	9/21/08 (27 carries)
138 – Frank Gore vs. Cin.	12/15/07 (29 carries)
116 – Frank Gore at Arz.	11/25/07 (21 carries)
153 – Frank Gore at Den.	12/31/06 (31 carries)
144 – Frank Gore at Sea.	12/14/06 (29 carries)
130 – Frank Gore vs. GB	12/10/06 (18 carries)
134 – Frank Gore at StL	11/26/06 (21 carries)
212 – Frank Gore vs. Sea.	11/19/06 (24 carries)
159 – Frank Gore at Det.	11/12/06 (22 carries)
111 – Frank Gore at Chi.	10/29/06 (12 carries)
134 – Frank Gore vs. Oak.	10/8/06 (27 carries)
127 – Frank Gore vs. StL	9/17/06 (29 carries)
108 – Frank Gore vs. Hou	1/1/06 (25 carries)
109 – Maurice Hicks at StL	12/24/05 (10 carries)
101 – Kevan Barlow vs. TB	10/30/05 (26 carries)
103 – Kevan Barlow at NE	1/2/05 (25 carries)
139 – Maurice Hicks at Arz.	12/12/04 (34 carries)
114 – Kevan Barlow at NO	9/19/04 (20 carries)
154 – Kevan Barlow at Phi.	12/21/03 (30 carries)
154 – Kevan Barlow vs. Arz.	12/7/03 (18 carries)
117 – Garrison Hearst vs. TB	10/19/03 (20 carries)
124 – Garrison Hearst vs. Sea.	12/1/02 (31 carries)
116 – Garrison Hearst vs. StL	10/6/02 (13 carries)

103 – Garrison Hearst vs. Mia.	12/16/01 (26 carries)
124 – Garrison Hearst vs. Buf	12/2/01 (25 carries)
106 – Garrison Hearst at Ind.	11/25/01 (12 carries)
145 – Garrison Hearst vs. NO	11/11/01 (17 carries)
102 – Charlie Garner vs. KC	11/12/00 (25 carries)
109 – Charlie Garner vs. Oak.	10/8/00 (24 carries)
201 – Charlie Garner at Dal.	9/24/00 (36 carries)
129 – Charlie Garner vs. Was	12/26/99 (16 carries)
107 – Charlie Garner vs. Atl.	12/12/99 (26 carries)
166 – Charlie Garner vs. Pit	11/7/99 (20 carries)
102 – Lawrence Phillips at Arz.	9/27/99 (9 carries)
107 – Garrison Hearst at NE	12/20/98 (27 carries)
198 – Garrison Hearst vs. Det.	12/14/98 (24 carries)
139 – Garrison Hearst at Car.	12/6/98 (20 carries)
166 – Garrison Hearst vs. NYG	11/30/98 (20 carries)
138 – Garrison Hearst at Was	9/14/98 (22 carries)
187 – Garrison Hearst vs. NYJ	9/6/98 (20 carries)
104 – Garrison Hearst vs. Dal.	11/2/97 (22 carries)
105 – Garrison Hearst at Atl.	10/19/97 (18 carries)
141 – Garrison Hearst at Car.	9/29/97 (28 carries)
105 – Terry Kirby at Atl.	12/2/96 (12 carries)
105 – Ricky Watters at NO	11/28/94 (26 carries)
103 – Ricky Watters vs. TB	10/23/94 (14 carries)
116 – Ricky Watters vs. NO	11/22/93 (16 carries)
135 – Ricky Watters at NO	9/26/93 (25 carries)
112 – Ricky Watters vs. Atl.	9/19/93 (19 carries)
134 – Amp Lee at Min.	12/13/92 (23 carries)
163 – Ricky Watters at LA Rams	11/22/92 (26 carries)
115 – Ricky Watters vs. NO	11/15/92 (21 carries)
104 – Ricky Watters at NE	10/11/92 (19 carries)
100 – Ricky Watters at NYG	9/6/92 (13 carries)
104 – Keith Henderson vs. Det.	10/20/91 (20 carries)
102 – Steve Young vs. NO	12/23/90 (8 carries)
124 – Dexter Carter at LA Rams	12/17/90 (13 carries)
105 – Roger Craig vs. Buf.	12/17/89 (25 carries)
109 – Roger Craig vs. Atl.	11/12/89 (17 carries)
131 – Roger Craig at Ind.	9/10/89 (24 carries)
115 – Roger Craig vs. NO	12/11/88 (22 carries)
103 – Roger Craig at Atl.	12/4/88 (23 carries)
162 – Roger Craig at Phx.	11/6/88 (26 carries)
190 – Roger Craig at LA Rams	10/16/88 (22 carries)
143 – Roger Craig vs. Den.	10/9/88 (26 carries)
107 – Roger Craig at Sea.	9/25/88 (21 carries)
110 – Roger Craig at NYG	9/11/88 (18 carries)
104 – Roger Craig at LA Rams	11/1/87 (23 carries)
107 – Joe Cribbs at NE	12/14/86 (23 carries)
101 – Roger Craig vs. Atl.	11/23/86 (17 carries)
105 – Joe Cribbs vs. StL	11/9/86 (21 carries)
111 – Wendell Tyler vs. KC	11/17/85 (16 carries)
117 – Roger Craig at Den.	11/11/85 (22 carries)
107 – Wendell Tyler at Det.	10/20/85 (16 carries)
107 – Roger Craig vs. Atl.	9/15/85 (11 carries)
125 – Wendell Tyler at Min.	9/8/85 (21 carries)
117 – Wendell Tyler at NO	11/25/84 (15 carries)
108 – Wendell Tyler at Hou.	10/21/84 (23 carries)

49ERS 100-YARD RUSHERS SINCE 1970 (CONT.)

101 – Wendell Tyler at NYG	10/8/84 (14 carries)
113 – Wendell Tyler at Phi.	9/23/84 (21 carries)
102 – Wendell Tyler vs. TB	12/4/83 (16 carries)
108 – Wendell Tyler at StL	9/18/83 (18 carries)
107 – Wendell Tyler at Min.	9/8/83 (19 carries)
125 – Lenvil Elliot vs. NO	12/7/80 (20 carries)
147 – Paul Hofer at NO	11/11/79 (17 carries)
106 – Paul Hofer at Oak.	11/4/79 (13 carries)
104 – Paul Hofer vs. LA Rams	11/19/78 (20 carries)
108 – O.J. Simpson vs. Chi.	9/10/78 (27 carries)
107 – Delvin Williams at Min.	12/4/77 (27 carries)
190 – Wilbur Jackson vs. NO	11/27/77 (16 carries)
123 – Wilbur Jackson at NO	11/13/77 (22 carries)
110 – Delvin Williams at NO	11/13/77 (25 carries)
106 – Delvin Williams vs. Det.	10/23/77 (27 carries)

104 – Delvin Williams at SD	12/5/76 (26 carries)
156 – Wilbur Jackson vs. Min.	11/29/76 (30 carries)
153 – Delvin Williams vs. Min.	11/29/76 (20 carries)
180 – Delvin Williams vs. Was.	11/7/76 (23 carries)
194 – Delvin Williams at StL Cardinals	10/31/76 (34 carries)
121 – Delvin Williams at GB	9/12/76 (25 carries)
104 – Delvin Williams at Atl.	12/14/75 (10 carries)
106 – Delvin Williams vs. Chi.	11/16/75 (12 carries)
106 – Larry Schreiber vs. Atl.	11/24/74 (20 carries)
117 – Ken Willard vs. Phi.	12/2/73 (15 carries)
104 – Larry Schreiber vs. Bal.	11/12/72 (17 carries)
125 – Vic Washington at NYJ	11/28/71 (27 carries)
129 – Ken Willard at NYJ	11/28/71 (15 carries)
105 – Ken Willard vs. Cle.	9/27/70 (22 carries)

49ERS 100-YARD RECEIVERS SINCE 1970

106 – Quinton Patton vs. NO	11/6/16 (6 catches)
102 – Jeremy Kerley vs. Arz.	10/6/16 (8 catches)
102 – Anquan Boldin vs. Bal.	10/18/15 (5 catches)
107 – Anquan Boldin at NYG	10/11/15 (8 catches)
120 – Torrey Smith at Pit.	9/20/15 (6 catches)
137 – Anquan Boldin vs. Was.	11/23/14 (9 catches)
103 – Stevie Johnson at Arz.	9/21/14 (9 catches)
149 – Anquan Boldin at Arz.	12/29/13 (9 catches)
102 – Michael Crabtree vs. Atl.	12/23/13 (5 catches)
180 – Vernon Davis vs. Arz.	10/13/13 (8 catches)
208 – Anquan Boldin vs. GB	9/8/13 (13 catches)
172 – Michael Crabtree vs. Arz.	12/30/12 (8 catches)
107 – Michael Crabtree at NE	12/16/12 (7 catches)
101 – Michael Crabtree at StL	12/2/12 (7 catches)
113 – Michael Crabtree vs. Buf.	10/7/12 (6 catches)
106 – Vernon Davis vs. Buf.	10/7/12 (5 catches)
118 – Vernon Davis at StL	1/1/12 (8 catches)
120 – Michael Crabtree vs. Arz.	11/20/11 (7 catches)
114 – Vernon Davis at Cin.	9/25/11 (8 catches)
122 – Michael Crabtree at StL	12/26/10 (6 catches)
106 – Joshua Morgan at SD	12/16/10 (7 catches)
126 – Vernon Davis at GB	12/5/10 (4 catches)
105 – Michael Crabtree vs. Phi.	10/10/10 (9 catches)
104 – Vernon Davis vs. Phi.	10/10/10 (5 catches)
102 – Frank Gore at KC	9/26/10 (9 catches)
111 – Vernon Davis at Sea.	12/6/09 (6 catches)
108 – Vernon Davis at GB	11/22/09 (6 catches)
102 – Vernon Davis vs. Ten.	11/8/09 (10 catches)
125 – Isaac Bruce at Dal.	11/23/08 (8 catches)
120 – Arnaz Battle at NO	9/28/08 (7 catches)
153 – Isaac Bruce at Sea.	9/14/08 (4 catches)
131 – Antonio Bryant vs. StL	9/17/06 (4 catches)
114 – Antonio Bryant at Arz.	9/10/06 (4 catches)
119 – Brandon Lloyd vs. Sea.	11/20/05 (7 catches)
102 – Brandon Lloyd at Arz.	10/2/05 (7 catches)
142 – Brandon Lloyd vs. Dal.	9/25/05 (4 catches)
101 – Cedrick Wilson vs. Car.	11/14/04 (5 catches)
162 – Eric Johnson vs. Arz.	10/10/04 (13 catches)
113 – Eric Johnson vs. StL	10/3/04 (10 catches)
112 – Curtis Conway at NO	9/19/04 (8 catches)
127 – Terrell Owens at Cin.	12/14/03 (8 catches)
155 – Terrell Owens vs. Pit.	11/17/03 (8 catches)
152 – Terrell Owens vs. TB	10/19/03 (6 catches)
112 – Terrell Owens vs. Chi.	9/7/03 (7 catches)
123 – Terrell Owens at Dal.	12/8/02 (12 catches)
166 – Terrell Owens vs. Phi.	11/25/02 (13 catches)
171 – Terrell Owens at SD	11/17/02 (7 catches)
191 – Terrell Owens at Oak.	11/3/02 (12 catches)
132 – Terrell Owens vs. Arz.	10/27/02 (8 catches)
116 – Terrell Owens at NO	1/6/02 (2 catches)
103 – Terrell Owens at Ind.	11/25/01 (6 catches)
100 – Terrell Owens vs. NO	11/11/01 (8 catches)
125 – Terrell Owens vs. Det.	11/4/01 (9 catches)
105 – Garrison Hearst at Chi.	10/28/01 (4 catches)
183 – Terrell Owens at Atl.	10/14/01 (9 catches)
118 – Terrell Owens vs. Car.	10/7/01 (8 catches)
283 – Terrell Owens vs. Chi.	12/17/00 (20 catches)
129 – Terrell Owens vs. NO	12/10/00 (6 catches)
115 – Terrell Owens vs. StL	10/29/00 (8 catches)
112 – Charlie Garner at Car.	10/22/00 (7 catches)
176 – Terrell Owens vs. Oak.	10/8/00 (12 catches)
108 – Terrell Owens at StL	9/17/00 (6 catches)

143 – Jerry Rice at Atl.	1/3/00 (6 catches)
130 – J.J. Stokes at Atl.	1/3/00 (5 catches)
157 – Jerry Rice at Cin.	12/5/99 (9 catches)
145 – Terrell Owens at Cin.	12/5/99 (9 catches)
120 – Terrell Owens vs. StL	11/21/99 (6 catches)
115 – Jerry Rice at NE	12/20/98 (5 catches)
140 – Terrell Owens vs. NYG	11/30/98 (5 catches)
103 – Garrison Hearst vs. NO	11/22/98 (4 catches)
169 – Jerry Rice at Atl.	11/15/98 (10 catches)
120 – Terrell Owens at StL	10/25/98 (5 catches)
110 – J.J. Stokes vs. Ind.	10/18/98 (9 catches)
162 – Jerry Rice vs. Atl.	9/27/98 (8 catches)
105 – Garrison Hearst vs. Atl.	9/27/98 (4 catches)
111 – J.J. Stokes vs. NYJ	9/6/98 (7 catches)
129 – Jerry Rice vs. Car.	12/8/96 (10 catches)
110 – Terrell Owens vs. Car.	12/8/96 (5 catches)
116 – Ted Popson vs. Cin.	10/20/96 (8 catches)
108 – Jerry Rice at StL	10/6/96 (7 catches)
127 – Jerry Rice at Car.	9/22/96 (10 catches)
153 – Jerry Rice at Atl.	12/24/95 (12 catches)
106 – J.J. Stokes at Atl.	12/24/95 (5 catches)
289 – Jerry Rice vs. Min.	12/18/95 (14 catches)
121 – Jerry Rice at Car.	12/10/95 (6 catches)
149 – Jerry Rice at Mia.	11/20/95 (8 catches)
161 – Jerry Rice at Dal.	11/12/95 (5 catches)
111 – Jerry Rice vs. Car.	11/5/95 (8 catches)
108 – Jerry Rice vs. NO	10/29/95 (8 catches)
181 – Jerry Rice at Det.	9/25/95 (11 catches)
167 – Jerry Rice vs. Atl.	9/10/95 (11 catches)
121 – Jerry Rice vs. Den.	12/17/94 (9 catches)
106 – Rickey Watters vs. Den.	12/17/94 (4 catches)
144 – Jerry Rice at SD	12/11/94 (12 catches)
165 – Jerry Rice vs. LA Rams	11/20/94 (16 catches)
147 – Jerry Rice at LA Rams	9/18/94 (11 catches)
103 – John Taylor at LA Rams	9/18/94 (7 catches)
169 – Jerry Rice vs. LA Raiders	9/5/94 (7 catches)
132 – Jerry Rice at Det.	12/19/93 (4 catches)
115 – John Taylor at Det.	12/19/93 (4 catches)
105 – Jerry Rice at Atl.	12/11/93 (6 catches)
166 – Jerry Rice at LA Rams	11/28/93 (8 catches)
150 – John Taylor at LA Rams	11/28/93 (6 catches)
172 – Jerry Rice at TB	11/14/93 (8 catches)
155 – Jerry Rice vs. Phx.	10/24/93 (9 catches)
118 – Jerry Rice vs. TB	12/19/92 (7 catches)
133 – Jerry Rice vs. Phi.	11/29/92 (8 catches)
183 – Jerry Rice vs. Atl.	10/18/92 (7 catches)
159 – Mike Sherrard vs. Buf.	9/13/92 (6 catches)
112 – John Taylor vs. Buf.	9/13/92 (5 catches)
125 – Jerry Rice vs. Chi.	12/23/91 (5 catches)
113 – John Taylor at Sea.	12/8/91 (7 catches)
154 – Jerry Rice vs. NO	12/1/91 (9 catches)
121 – John Taylor at LA Rams	11/25/91 (6 catches)
127 – John Taylor at Atl.	11/3/91 (2 catches)
138 – Jerry Rice vs. Atl.	10/13/91 (7 catches)
150 – Jerry Rice vs. SD	9/8/91 (9 catches)
118 – Jerry Rice at Min.	12/30/90 (9 catches)
104 – Jerry Rice at LA Rams	12/17/90 (5 catches)
101 – Jerry Rice at Cin.	12/9/90 (8 catches)
147 – Jerry Rice at Dal.	11/11/90 (12 catches)
187 – Jerry Rice at GB	11/4/90 (6 catches)
225 – Jerry Rice at Atl.	10/14/90 (13 catches)
132 – John Taylor at Hou.	10/7/90 (4 catches)

49ERS 100-YARD RECEIVERS SINCE 1970 (CONT.)

171 – Jerry Rice vs. Atl.	9/23/90 (8 catches)
125 – Brent Jones vs. Atl.	9/23/90 (5 catches)
160 – John Taylor vs. Was.	9/16/90 (8 catches)
101 – Jerry Rice vs. Chi.	12/24/89 (4 catches)
286 – John Taylor at LA Rams	12/11/89 (11 catches)
162 – John Taylor at Atl.	12/3/89 (5 catches)
117 – Jerry Rice vs. NYG	11/27/89 (7 catches)
106 – Jerry Rice vs. GB	11/19/89 (9 catches)
112 – Jerry Rice vs. NE	10/22/89 (6 catches)
103 – Tom Rathman vs. NE	10/22/89 (11 catches)
149 – Jerry Rice at NO	10/8/89 (7 catches)
136 – John Taylor at Phi.	9/24/89 (6 catches)
164 – Jerry Rice at Phi.	9/24/89 (6 catches)
122 – Jerry Rice at TB	9/17/89 (8 catches)
163 – Jerry Rice at Ind.	9/10/89 (6 catches)
171 – Jerry Rice at SD	11/27/88 (6 catches)
105 – Jerry Rice vs. Was.	11/21/88 (3 catches)
163 – Jerry Rice at Sea.	9/25/88 (6 catches)
163 – Jerry Rice vs. Atl.	9/18/88 (8 catches)
109 – Jerry Rice at NYG	9/11/88 (4 catches)
126 – Jerry Rice vs. Cle.	11/29/87 (7 catches)
103 – Jerry Rice at TB	11/22/87 (7 catches)
108 – Jerry Rice vs. NO	11/15/87 (4 catches)
104 – Mike Wilson at Cin.	9/20/87 (7 catches)
106 – Jerry Rice at Pit.	9/13/87 (8 catches)
204 – Jerry Rice at Was.	11/17/86 (12 catches)
156 – Jerry Rice vs. StL	11/9/86 (4 catches)
144 – Jerry Rice vs. Min.	10/12/86 (7 catches)
172 – Jerry Rice vs. Ind.	10/5/86 (6 catches)
120 – Jerry Rice vs. NO	9/21/86 (7 catches)
100 – Dwight Clark vs. NO	9/21/86 (7 catches)
157 – Jerry Rice at LA Rams	9/14/86 (6 catches)
100 – Dwight Clark at TB	9/7/86 (7 catches)
111 – Jerry Rice vs. Dal.	12/22/85 (7 catches)
241 – Jerry Rice vs. LA Rams	12/9/85 (10 catches)
132 – Roger Craig at LA Rams	10/27/85 (6 catches)
167 – Roger Craig at Atl.	10/6/85 (12 catches)
125 – Renaldo Nehemiah vs. Min.	12/8/84 (6 catches)
105 – Freddie Solomon at Cle.	11/11/84 (5 catches)
124 – Dwight Clark vs. Cin.	11/4/84 (7 catches)
127 – Dwight Clark at Hou.	10/21/84 (5 catches)
105 – Dwight Clark vs. Was.	9/10/84 (5 catches)
103 – Freddie Solomon vs. Atl.	9/25/83 (6 catches)
121 – Freddie Solomon at StL	9/18/83 (3 catches)
104 – Dwight Clark at KC	12/26/82 (4 catches)

101 – Dwight Clark vs. Atl.	12/19/82 (8 catches)
135 – Dwight Clark vs. SD	12/11/82 (12 catches)
102 – Jeff Moore at LA Rams	12/2/82 (8 catches)
103 – Dwight Clark at StL	11/21/82 (6 catches)
127 – Dwight Clark at Den.	9/19/82 (9 catches)
109 – Freddie Solomon at Den.	9/19/82 (4 catches)
106 – Dwight Clark vs. LA Raiders	9/12/82 (6 catches)
124 – Freddie Solomon at LA Rams	11/22/81 (5 catches)
128 – Dwight Clark vs. Atl.	11/8/81 (7 catches)
109 – Dwight Clark vs. LA Rams	10/25/81 (8 catches)
135 – Dwight Clark vs. Dal.	10/11/81 (4 catches)
113 – Freddie Solomon vs. Chi.	9/13/81 (5 catches)
155 – Dwight Clark vs. NO	12/7/80 (6 catches)
104 – Freddie Solomon at GB	11/9/80 (5 catches)
148 – Dwight Clark at Dal.	10/12/80 (8 catches)
132 – Freddie Solomon vs. Atl.	9/28/80 (5 catches)
135 – Paul Hofer vs. StL	9/14/80 (9 catches)
114 – Paul Hofer at NO	9/7/80 (7 catches)
130 – Paul Hofer at Atl.	12/16/79 (9 catches)
104 – Paul Hofer at NYG	10/14/79 (9 catches)
144 – Freddie Solomon vs. NO	9/23/79 (8 catches)
107 – Freddie Solomon at Min.	9/2/79 (4 catches)
110 – Freddie Solomon at Hou.	9/17/78 (3 catches)
130 – Gene Washington vs. Dal.	12/12/77 (5 catches)
112 – Gene Washington vs. Det.	10/23/77 (4 catches)
104 – Willie McGee at Sea.	9/26/76 (5 catches)
101 – Gene Washington at Phi.	11/30/75 (6 catches)
144 – Gene Washington at LA Rams	11/9/75 (5 catches)
121 – Gene Washington at Dal.	11/10/74 (7 catches)
133 – Ted Kwalick at Det.	11/4/73 (8 catches)
101 – Dan Abramowicz vs. NO	10/21/73 (4 catches)
118 – Gene Washington vs. Min.	10/14/73 (8 catches)
119 – Gene Washington vs. Min.	12/16/72 (4 catches)
114 – Gene Washington at Chi.	11/19/72 (4 catches)
164 – Gene Washington at GB	11/5/72 (6 catches)
102 – Ted Kwalick vs. NO	10/22/72 (2 catches)
126 – Ted Kwalick vs. NYG	10/15/72 (6 catches)
140 – Gene Washington vs. SD	9/17/72 (8 catches)
160 – Gene Washington vs. NE	10/31/71 (5 catches)
112 – Gene Washington at Phi.	10/3/71 (3 catches)
131 – Gene Washington at NO	12/13/70 (5 catches)
115 – Gene Washington vs. Atl.	12/6/70 (3 catches)
119 – Gene Washington at Chi.	11/8/70 (5 catches)
126 – Gene Washington vs. NO	10/18/70 (4 catches)
145 – Gene Washington at LA Rams	10/11/70 (7 catches)

ALL-TIME RETURNS FOR TOUCHDOWNS

ALL-TIME INTERCEPTION RETURNS FOR TDS

Date	Player	Yds	Opp.
12/6/15	Ward, Jimmie	29	at Chi.
12/20/14	Bethae, Antoine	49	vs. SD
10/13/14	Johnson, Dontae	20	at StL
12/23/13	Bowman, NaVorro	89	vs. Atl.
10/6/13	Brock, Tramaine	18	vs. Hou.
11/25/12	Whitner, Donte	42	at NO
11/25/12	Brooks, Ahmad	50	at NO
10/9/11	Rogers, Carlos	31	vs. TB
1/2/11	Brown, Tarell	62	vs. Arz.
12/12/10	Goldson, Dashon	39	vs. Sea.
10/24/10	McDonald, Ray	31	at Car.
10/4/09	Willis, Patrick	23	vs. StL
9/14/08	Willis, Patrick	86	at Sea.
12/31/06	Harris, Walt	28	at Den.
1/1/06	Adams, Mike	40	vs. Hou.
11/27/05	Spencer, Shawntae	61	at Ten.
9/25/05	Parrish, Tony	34	vs. Dal.
9/7/03	Plummer, Ahmed	68	vs. Chi.
10/6/02	Webster, Jason	37	vs. StL
11/25/01	Bronson, Zack	48	at Ind.
10/28/01	Bronson, Zack	97	at Chi.
12/3/00	Montgomery, Monty	46	at SD
11/19/00	Webster, Jason	70	vs. Atl.
10/17/99	Walker, Darnell	27	vs. Car.
9/19/99	Shulters, Lance	64	at NO
1/3/98	Norton, Ken Jr.	23	vs. Min.*
12/15/97	Hanks, Merton	55	vs. Den.
9/29/96	Pope, Marquez	55	vs. Atl.
11/26/95	Davis, Eric	86	vs. StL
10/22/95	Norton, Ken Jr.	35	at StL
10/22/95	Norton, Ken Jr.	21	at StL
9/10/95	McDonald, Tim	13	vs. Atl.
9/3/95	McDonald, Tim	52	at NO
1/15/95	Davis, Eric	44	vs. Dal.*
12/11/94	Sanders, Deion	90	at SD
11/6/94	McDonald, Tim	73	at Was.
10/16/94	Sanders, Deion	93	at Atl.
9/25/94	Sanders, Deion	74	vs. NO
11/22/93	Hanks, Merton	67	vs. NO
10/31/93	McGruder, Michael	31	vs. LA Rams
10/3/93	Davis, Eric	41	vs. Min.
9/6/92	Johnson, John	56	at NYG
1/12/91	Carter, Michael	61	vs. Was.*
1/6/90	Lott, Ronnie	58	vs. Min.*
1/9/88	Fuller, Jeff	48	vs. Min.*
11/9/86	Holmoe, Tom	78	vs. StL Cardinals
10/26/86	Nixon, Tory	88	at GB
10/26/86	Lott, Ronnie	55	at GB
10/5/86	McKyer, Tim	21	vs. Ind.
9/28/86	Holmoe, Tom	66	at Mia.
10/13/85	Williamson, Carlton	43	vs. Chi.
12/2/84	McLemore, Dana	54	at Atl.
11/25/84	Shell, Todd	53	at NO
12/19/83	Wright, Eric	48	vs. Dal.
10/16/83	Hicks, Dwight	62	at NO
9/18/83	Collier, Tim	32	at StL Cardinals
9/18/83	Hicks, Dwight	40	at StL Cardinals
9/8/83	Wright, Eric	60	at Min.
12/26/82	Lott, Ronnie	83	at KC
1/3/82	Lott, Ronnie	20	vs. NYG*
11/22/81	Lott, Ronnie	25	at LA Rams
10/11/81	Lott, Ronnie	41	vs. Dal.
10/4/81	Hicks, Dwight	32	at Was.
9/27/81	Lott, Ronnie	26	vs. NO
10/1/78	Leonard, Anthony	30	vs. Cin.
10/19/75	Allen, Nate	37	vs. NO
12/15/74	Wilcox, Dave	21	vs. NO
11/23/72	Vanderbundt, Skip	21	at Dal.
10/29/72	Vanderbundt, Skip	37	at Atl.
10/1/72	Simpson, Mike	32	at NO
12/20/70	Johnson, Jimmy	36	at Oak.
9/27/70	Phillips, Mel	35	vs. Cle.
10/26/69	Woitt, Johnny	57	at Bal.
11/24/68	Belk, Bill	6	at Pit.
11/24/68	Alexander, Kermit	66	at Pit.
9/15/68	Hindman, Stan	25	at Bal. Colts

* - Postseason

Date	Player	Yds	Opp.
12/11/66	Randolph, Alvin	94	vs. Chi.
11/24/66	Dowdle, Mike	27	at Det.
10/16/66	Johnson, Jimmy	35	at Atl.
11/22/59	Mertens, Jerry	30	at Bal. Colts
11/30/58	Hazeltine, Matt	13	at Bal. Colts
10/27/57	Herchman, Bill	54	vs. Chi.
12/8/56	Moegle, Dick	32	vs. GB
10/16/55	Berry, Rex	44	at Det.
10/17/54	Brown, Hardy	41	at Chi.
9/26/54	Berry, Rex	34	vs. Was.
12/6/53	Berry, Rex	29	vs. GB
10/12/52	Burke, Don	35	at Det.
10/14/51	Cason, Jim	65	at Pit.
11/5/50	Livingston, Howie	35	at LA Rams

ALL-TIME FUMBLE RETURNS FOR TDS

Date	Player	Yds	Opp.
9/7/14	Culliver, Chris	35	at Dal.
12/15/13	Hunter, Kendall	2	at TB
10/27/13	Skuta, Dan	47	at Jax.
10/20/13	Osgood, Kassim	end zone	at Ten.
12/16/12	Gore, Frank	9	at NE
9/30/12	Rogers, Carlos	51	at NYJ
10/4/09	McDonald, Ray	11	vs. StL
10/4/09	McKillop, Scott	end zone	vs. StL
12/7/08	Staley, Joe	end zone	vs. NYJ
11/25/07	Banta-Cain, Tully	end zone	at Arz.
10/8/06	Oliver, Melvin	12	vs. Oak.
10/2/05	Johnson, Derrick	78	at Arz. (Mex. City)
10/2/05	Smith, Derek	end zone	at Arz. (Mex. City)
11/28/04	Smith, Derek	46	vs. Mia.
10/31/04	Carpenter, Dwaine	80	at Chi.
10/26/03	Harris, Kwame	1	at Arz.
10/28/01	Peterson, Julian	26	at Chi.
10/24/99	Walker, Darnell	71	at Min.
10/17/99	McMillan, Mark	41	vs. Car.
10/10/99	Bryant, Junior	end zone	at StL
12/15/97	Greene, Kevin	40	vs. Den.
11/10/97	Hanks, Merton	38	at Phi.
11/17/96	Doleman, Chris	end zone	vs. Bal.
12/24/95	Rice, Jerry	end zone	at Atl.
12/3/95	Woodall, Lee	96	vs. Buffalo
11/12/95	Hanks, Merton	38	at Dal.
10/16/94	McDonald, Tim	49	at Atl.
11/14/93	Tamm, Ralph	1	at TB
10/17/93	Davis, Eric	47	at Dal.
11/1/92	Sherrard, Mike	38	at Phx. Cardinals
12/23/91	Griffin, Don	99	vs. Chi.
11/12/89	Haley, Charles	3	vs. Atl.
12/27/87	Taylor, John	26	vs. LA Rams
12/1/85	Turner, Keena	65	at Was.
10/20/85	McIntyre, Guy	end zone	at Det.
9/22/85	McColl, Milt	28	at LA Raiders
12/2/84	Johnson, Gary	33	at Atl.
10/23/83	Board, Dwaine	end zone	at LA Rams
10/4/81	Hicks, Dwight	80	at Was.
10/3/76	Elam, Cleveland	31	vs. NYJ
11/16/75	Hart, Tommy	10	vs. Chi.
10/26/75	McGill, Ralph	14	at NE
12/15/74	Belk, Bill	19	vs. NO
12/2/73	Hall, Windlan	66	vs. Phi.
11/23/72	Vanderbundt, Skip	73	at Dal.
12/26/71	Hoskins, Bob	end zone	vs. Was.*
10/31/71	Blue, Forrest	25	vs. NE
10/24/71	Hart, Tommy	63	at StL Cardinals
10/19/69	Lakes, Roland	2	vs. Atl.
10/27/68	Witcher, Dick	12	at Det.
10/15/67	Windsor, Bob	2	at Phi.
12/11/66	Alexander, Kermit	14	vs. Chi.
10/9/66	Hazeltine, Matt	22	vs. GB
11/28/65	Kopay, Dave	end zone	at Min.
11/14/65	Miller, Clark	75	at Det.
11/14/65	Wilcox, Dave	8	at Det.
10/24/65	Chapple, Jack	8	vs. Min.
9/19/65	Krueger, Charlie	6	vs. Chi.
10/14/62	Woodson, Abe	37	at Chi.
10/18/59	Hazeltine, Matt	40	at Det.

ALL-TIME BLOCKED FGs RETURNED FOR TDs

(1970–Present)

<u>Date</u>	<u>Player</u>	<u>Yds</u>	<u>Opp.</u>
9/27/09	Clements, Nate	59	at Min.
10/19/08	Clements, Nate	74	at NYG
10/12/08	Strickland, Donald	41	vs. Phi.
10/15/89	Jackson, Johnnie	62	at Dal.
9/26/71	Taylor, Bruce	58	at NO
12/13/70	Taylor, Bruce	92	at NO

ALL-TIME PUNT RETURNS FOR TDs

<u>Date</u>	<u>Player</u>	<u>Yds</u>	<u>Opp.</u>
9/11/11	Ginn Jr., Ted	55	vs. Sea.
12/26/10	Ginn Jr., Ted	78	at StL
9/11/05	Amey, Otis	75	vs. StL
10/10/04	Battle, Arnaz	71	vs. Arz.
12/1/02	Williams, Jimmy	89	vs. Sea.
12/27/98	McQuarters, R.W.	72	vs. StL
11/10/97	Levy, Chuck	73	at Phi.
12/18/95	Carter, Dexter	78	vs. Min.
10/3/93	Carter, Dexter	72	vs. Min.
11/9/92	Hanks, Merton	48	at Atl.
11/21/88	Taylor, John	95	vs. Was.
10/2/88	Taylor, John	77	vs. Det.
12/14/87	McLemore, Dana	83	vs. Chi.
11/23/86	Griffin, Don	76	vs. Atl.
10/8/84	McLemore, Dana	79	at NYG
12/19/83	McLemore, Dana	56	vs. Dal.
1/2/83	McLemore, Dana	93	vs. LA Rams
12/7/80	Solomon, Freddie	57	vs. NO
10/26/80	Solomon, Freddie	53	vs. TB
10/17/76	Leonard, Anthony	60	vs. NO
9/26/76	McGill, Ralph	50	at Sea.
11/24/74	Moore, Manfred	88	vs. Atl.
12/11/66	Alexander, Kermit	44	vs. Chi.
11/15/64	Alexander, Kermit	70	vs. GB
10/21/62	Woodson, Abe	85	at GB
11/5/61	Woodson, Abe	80	vs. Det.
12/16/56	Arenas, Joe	67	at Bal. Colts
10/19/52	McElhenny, Hugh	94	at Chi.
19.26/52	O'Donahue, Pat	23	vs. Dal.
10/28/51	Nomellini, Leo	20	vs. LA Rams

* – Postseason

ALL-TIME KICKOFF RETURNS FOR TDs

<u>Date</u>	<u>Player</u>	<u>Yds</u>	<u>Opp.</u>
9/11/11	Ginn Jr., Ted	102	vs. Sea.
11/10/08	Rossum, Allen	104	at Arz.
11/2/03	Wilson, Cedrick	95	vs. StL
1/11/98	Levy, Chuck	95	vs. GB*
11/16/97	Kirby, Terry	101	vs. Car.
11/6/94	Carter, Dexter	96	at Was.
12/1/91	Carter, Dexter	98	vs. NO
12/20/87	Cribbs, Joe	92	vs. Atl.
12/1/85	Monroe, Carl	95	at Was.
11/22/81	Lawrence, Amos	92	at LA Rams
11/2/80	Owens, James	101	at Det.
11/18/79	Owens, James	85	vs. Den.
11/19/78	Williams, Dave	89	vs. LA Rams
12/4/77	Williams, Dave	80	at Min.
12/23/72	Washington, Vic	97	vs. Dal.*
10/29/72	Washington, Vic	98	at Atl.
11/17/63	Woodson, Abe	99	at NYG
9/29/63	Woodson, Abe	95	at Min.
9/15/63	Woodson, Abe	103	vs. Min.
10/1/61	Woodson, Abe	98	at Det.
12/18/60	Lyles, Lenny	97	vs. Bal. Colts
11/22/59	Woodson, Abe	105	at LA Rams
11/4/56	Arenas, Joe	90	vs. Det.

ALL-TIME BLOCKED PUNTS RETURNED FOR TDs

(1970–Present)

<u>Date</u>	<u>Player</u>	<u>Yds</u>	<u>Opp.</u>
10/3/10	Taylor Mays	0	at Atl.
9/25/77	Mike Baldassin	0	vs. Mia.
9/21/75	Dave Washington	15	at Min.
12/15/73	Windlan Hall	0	vs. Pit.

ALL-TIME 1,000/3,000 YARD SEASONS

RUSHING

<u>Yds</u>	<u>Player</u>	<u>Year</u>
1,695	Frank Gore	2006
1,570	Garrison Hearst	1998
1,502	Roger Craig	1988
1,262	Wendell Tyler	1984
1,229	Charlie Garner	1999
1,214	Frank Gore	2012
1,211	Frank Gore	2011
1,206	Garrison Hearst	2001
1,203	Delvin Williams	1976
1,142	Charlie Garner	2000
1,128	Frank Gore	2013
1,120	Frank Gore	2009
1,106	Frank Gore	2014
1,102	Frank Gore	2007
1,054	Roger Craig	1989
1,050	Roger Craig	1985
1,049	Joe Perry	1954
1,036	Frank Gore	2008
1,036	J.D. Smith	1959
1,024	Kevan Barlow	2003
1,019	Garrison Hearst	1997
1,018	Joe Perry	1953
1,013	Ricky Watters	1992

RECEIVING

<u>Yds</u>	<u>Player</u>	<u>Year</u>
1,848	Jerry Rice	1995
1,570	Jerry Rice	1986
1,503	Jerry Rice	1993
1,502	Jerry Rice	1990
1,499	Jerry Rice	1994
1,483	Jerry Rice	1989
1,451	Terrell Owens	2000
1,412	Terrell Owens	2001
1,344	Dave Parks	1965
1,306	Jerry Rice	1988
1,300	Terrell Owens	2002
1,254	Jerry Rice	1996
1,206	Jerry Rice	1991
1,201	Jerry Rice	1992
1,179	Anquan Boldin	2013
1,157	Jerry Rice	1998
1,105	Michael Crabtree	2012
1,105	Dwight Clark	1981
1,102	Terrell Owens	2003
1,100	Gene Washington	1970
1,097	Terrell Owens	1998
1,078	Jerry Rice	1987
1,077	John Taylor	1989
1,062	Anquan Boldin	2014
1,032	R.C. Owens	1961
1,016	Roger Craig	1985
1,011	John Taylor	1991

PASSING

<u>Yds</u>	<u>Player</u>	<u>Year</u>
4,278	Jeff Garcia	2000
4,170	Steve Young	1998
4,023	Steve Young	1993
3,969	Steve Young	1994
3,944	Joe Montana	1990
3,910	Joe Montana	1983
3,653	Joe Montana	1985
3,652	Steve DeBerg	1979
3,630	Joe Montana	1984
3,565	Joe Montana	1981
3,538	Jeff Garcia	2001
3,521	Joe Montana	1989
3,465	Steve Young	1992
3,369	Colin Kaepernick	2014
3,344	Jeff Garcia	2002
3,200	Steve Young	1995
3,197	Colin Kaepernick	2013
3,144	Alex Smith	2011
3,112	John Brodie	1965
3,054	Joe Montana	1987
3,029	Steve Young	1997
3,020	John Brodie	1968

49ERS YEARLY STATISTICAL LEADERS

RUSHING (BASED ON YARDS)

Year	Player	Att	Yds	Avg	Lg	TD	Rank
1946	Standlee, Norm	134	683	5.1	—	2	—
1947	Strzykalski, John	143	906	6.3	50	5	—
1948	Strzykalski, John	141	915	6.5	—	4	—
1949	Perry, Joe	115	783	6.8	59	8	—
1950	Perry, Joe	124	647	5.2	78t	5	5
1951	Perry, Joe	136	677	5.0	58t	3	5
1952	Perry, Joe	158	725	4.6	78t	8	3
1953	Perry, Joe	192	1,018	5.3	51t	10	1
1954	Perry, Joe	173	1,049	6.1	58	8	1
1955	Perry, Joe	156	701	4.5	42	2	5
1956	McElhenny, Hugh	185	916	5.0	86t	8	3
1957	McElhenny, Hugh	102	478	4.7	61	1	15
1958	Perry, Joe	125	758	6.1	73t	4	3
1959	Smith, J.D.	207	1,036	5.0	73t	10	2
1960	Smith, J.D.	174	780	4.5	41	5	5
1961	Smith, J.D.	167	823	4.9	33	8	5
1962	Smith, J.D.	258	907	3.5	28	6	6
1963	Smith, J.D.	162	560	3.5	52t	5	13
1964	Kopay, Dave	75	271	3.6	18	0	32
1965	Willard, Ken	189	778	4.1	32	5	4
1966	Willard, Ken	191	763	4.0	49	5	5
1967	Willard, Ken	169	510	3.0	20	5	17
1968	Willard, Ken	227	967	4.3	69t	7	2
1969	Willard, Ken	171	557	3.3	18	7	13
1970	Willard, Ken	236	789	3.3	20	7	9/6
1971	Willard, Ken	216	855	4.0	49	4	15/9
1972	Washington, Vic	141	468	3.3	33	3	42/20
1973	Washington, Vic	151	534	3.5	25	8	32/15
1974	Jackson, Wilbur	174	705	4.1	64	0	17/8
1975	Williams, Delvin	117	631	5.4	52	3	21/13
1976	Williams, Delvin	248	1,203	4.9	80t	7	3/2
1977	Williams, Delvin	268	931	3.5	40	7	10/5
1978	Simpson, O.J.	161	593	3.7	34	1	39/19
1979	Hofer, Paul	123	615	5.0	47	7	33/17
1980	Cooper, Earl	171	720	4.2	47	5	23/12
1981	Patton, Ricky	152	543	3.6	28	4	35/16
1982	Moore, Jeff	85	281	3.3	19	4	37/16
1983	Tyler, Wendell	176	856	4.9	39	4	19/10
1984	Tyler, Wendell	246	1,262	5.1	40	7	5/5
1985	Craig, Roger	214	1,050	4.9	62t	9	13/8
1986	Craig, Roger	204	830	4.1	25	7	13/8
1987	Craig, Roger	215	815	3.8	25	3	8/5
1988	Craig, Roger	310	1,502	4.8	46t	9	3/2
1989	Craig, Roger	271	1,054	3.9	27	6	10/5
1990	Carter, Dexter	114	460	4.0	74t	1	39/19
1991	Henderson, Keith	137	561	4.1	25	2	30/11
1992	Watters, Ricky	206	1,013	4.9	43	9	13/8
1993	Watters, Ricky	208	950	4.6	39	10	12/8
1994	Watters, Ricky	239	877	3.7	23	6	15/8
1995	Loville, Derek	218	723	3.3	27	10	24/13
1996	Kirby, Terry	134	559	4.2	31	3	33/15
1997	Hearst, Garrison	234	1,019	4.4	51	4	15/7
1998	Hearst, Garrison	310	1,570	5.1	96t	7	3/2
1999	Garner, Charlie	241	1,229	5.1	53	4	8/5
2000	Garner, Charlie	258	1,142	4.4	42	7	16/7
2001	Hearst, Garrison	252	1,206	4.8	43t	4	10/5

PASSING (BASED ON YARDS)

Year	Player	Att	Cmp	Pct	Yds	TD	INT	Rtg	Rank
1946	Albert, Frank	197	104	52.9	1,404	14	14	—	—
1947	Albert, Frank	242	128	52.9	1,692	18	15	—	—
1948	Albert, Frank	264	154	58.3	1,990	29	10	—	—
1949	Albert, Frank	260	129	49.6	1,862	27	16	—	—
1950	Albert, Frank	306	155	50.7	1,767	14	23	52.6	8
1951	Albert, Frank	166	90	50.7	1,116	5	10	60.2	8
1952	Tittle, Y.A.	208	106	51.0	1,407	11	12	66.4	5
1953	Tittle, Y.A.	259	149	57.5	2,121	20	16	84.0	3
1954	Tittle, Y.A.	295	170	57.6	2,205	9	9	78.7	7
1955	Tittle, Y.A.	287	147	51.2	2,185	17	28	56.6	4
1956	Tittle, Y.A.	218	124	56.9	1,641	7	12	68.6	7
1957	Tittle, Y.A.	279	176	63.1	2,157	13	15	80.6	6
1958	Tittle, Y.A.	208	120	57.7	1,467	9	15	63.9	3
1959	Tittle, Y.A.	199	102	51.3	1,331	10	15	58.0	4
1960	Brodie, John	207	103	49.8	1,111	6	9	57.5	5
1961	Brodie, John	283	155	54.8	2,588	14	12	84.7	4
1962	Brodie, John	304	175	57.6	2,272	18	16	79.0	6
1963	McHan, Lamar	195	83	42.3	1,243	8	11	54.3	15
1964	Brodie, John	392	193	49.2	2,498	14	16	64.6	12
1965	Brodie, John	391	242	61.9	3,112	30	16	95.3	3
1966	Brodie, John	427	232	54.3	2,810	16	22	65.8	8
1967	Brodie, John	349	168	48.1	2,013	11	16	57.6	11
1968	Brodie, John	404	234	57.9	3,020	22	21	78.0	3
1969	Brodie, John	347	194	55.9	2,405	16	15	74.9	7
1970	Brodie, John	378	223	59.0	2,941	24	10	93.8	1/1
1971	Brodie, John	387	208	53.7	2,642	18	24	65.0	12/6
1972	Spurrier, Steve	269	147	54.6	1,983	18	16	75.9	8/5
1973	Brodie, John	194	98	50.5	1,126	3	12	43.0	N/A
1974	Owen, Tom	184	88	47.8	1,327	10	15	56.1	25/11
1975	Snead, Norm	189	108	57.1	1,337	9	10	73.0	11/5
1976	Plunkett, Jim	243	126	51.9	1,592	13	16	63.0	17/8
1977	Plunkett, Jim	248	128	51.6	1,693	9	14	62.1	17/8
1978	DeBerg, Steve	302	137	45.4	1,570	8	22	40.0	28/17
1979	DeBerg, Steve	578	347	60.0	3,652	17	21	73.1	13/5
1980	DeBerg, Steve	321	186	57.9	1,998	12	17	66.7	25/13
1981	Montana, Joe	488	311	63.7	3,565	19	12	88.4	4/1
1982	Montana, Joe	346	213	61.6	2,613	17	11	88.0	5/3
1983	Montana, Joe	515	332	64.5	3,910	26	12	94.6	5/3
1984	Montana, Joe	432	279	64.6	3,630	28	10	102.9	2/1
1985	Montana, Joe	494	303	61.3	3,653	27	13	91.3	3/1
1986	Montana, Joe	307	191	62.2	2,236	8	9	80.7	9/2
1987	Montana, Joe	398	266	66.8	3,054	31	13	102.1	1/1
1988	Montana, Joe	397	238	59.9	2,981	18	10	87.9	6/3
1989	Montana, Joe	386	271	70.2	3,521	26	8	112.4	1/1
1990	Montana, Joe	520	321	61.7	3,944	26	16	89.0	7/3
1991	Young, Steve	279	180	64.5	2,517	17	8	101.8	1/1
1992	Young, Steve	402	268	66.7	3,465	25	7	107.0	1/1
1993	Young, Steve	462	314	68.0	4,023	29	16	101.5	1/1
1994	Young, Steve	461	324	70.3	3,969	35	10	112.8	1/1
1995	Young, Steve	447	299	66.9	3,200	20	11	92.3	5/4
1996	Young, Steve	316	214	67.7	2,410	14	6	97.2	1/1
1997	Young, Steve	356	241	67.7	3,029	19	6	104.7	1/1
1998	Young, Steve	517	322	62.3	4,170	36	12	101.1	3/2
1999	Garcia, Jeff	375	225	60.0	2,544	11	11	77.9	17/10
2000	Garcia, Jeff	561	355	63.3	4,287	31	10	97.6	5/4
2001	Garcia, Jeff	504	316	62.7	3,538	32	12	94.8	3/2

49ERS YEARLY STATISTICAL LEADERS (CONT.)

RUSHING (BASED ON YARDS)

Year	Player	Att	Yds	Avg	Lg	TD	Rank
2002	Hearst, Garrison	215	972	4.5	40	8	21/9
2003	Barlow, Kevan	201	1,024	5.1	78t	6	17t/6t
2004	Barlow, Kevan	244	822	3.4	60	7	26/12
2005	Gore, Frank	127	608	4.8	72t	3	32/14
2006	Gore, Frank	312	1,695	5.4	72	8	3/1
2007	Gore, Frank	260	1,102	4.2	43t	5	13/5
2008	Gore, Frank	240	1,036	4.3	41t	6	13t/9
2009	Gore, Frank	229	1,120	4.9	80t	10	11t/5
2010	Gore, Frank	203	853	4.2	64	3	21/8
2011	Gore, Frank	282	1,211	4.3	55	8	6/3
2012	Gore, Frank	258	1,214	4.7	37	8	10/5
2013	Gore, Frank	276	1,128	4.1	51	9	9/7
2014	Gore, Frank	255	1,106	4.3	52t	4	9/5
2015	Hyde, Carlos	115	470	4.1	22	3	47/24
2016	Hyde, Carlos	217	988	4.6	47	6	--

PASSING (BASED ON YARDS)

Year	Player	Att	Cmp	Pct	Yds	TD	INT	Rtg	Rank
2002	Garcia, Jeff	528	328	62.1	3,344	21	10	85.6	11t/4
2003	Garcia, Jeff	392	225	57.4	2,704	18	13	80.1	15/8
2004	Rattay, Tim	325	198	60.9	2,169	10	10	78.1	20/10
2005	Smith, Alex	165	84	50.9	875	1	11	40.8	DNQ
2006	Smith, Alex	442	257	58.1	2,890	16	16	74.8	22/11
2007	Dilfer, Trent	219	113	51.6	1,166	7	12	55.1	N/A
2008	Hill, Shaun	288	181	62.8	2,046	13	8	87.5	12/7
2009	Smith, Alex	372	225	60.5	2,350	18	12	81.5	19/9
2010	Smith, Alex	342	204	59.6	2,370	14	10	82.1	21/9
2011	Smith, Alex	445	273	61.3	3,144	17	5	90.7	9/7
2012	Kaepernick, C.	218	136	62.4	1,814	10	3	98.3	DNQ
2013	Kaepernick, C.	416	243	58.4	3,197	21	8	91.6	20/10
2014	Kaepernick, C.	452	274	60.6	3,165	17	10	85.1	17/9
2015	Gabbert, Blaine	282	178	63.1	2,031	10	7	86.2	30/15
2016	Kaepernick, C.	310	179	57.7	2,026	15	4	88.2	--

49ERS YEARLY STATISTICAL LEADERS

RECEIVING (BASED ON CATCHES)

Year	Player	No	Yds	Avg	Lg	TD	Rank
1946	Beals, Alyn	40	586	14.7	—	10	—
1947	Beals, Alyn	47	655	13.9	54	10	—
1948	Beals, Alyn	46	591	12.8	—	14	—
1949	Beals, Alyn	44	678	15.4	—	12	—
1950	Loyd, Alex	32	402	12.6	38	0	18
1951	Soltau, Gordy	59	826	14.0	48t	7	2
1952	Soltau, Gordy	55	774	14.1	49t	7	4
1953	Wilson, Billy	51	840	16.5	61t	10	6
1954	Wilson, Billy	60	830	13.8	43	5	1
1955	Wilson, Billy	53	831	15.7	72t	7	2
1956	Wilson, Billy	60	889	14.8	77t	5	1
1957	Wilson, Billy	52	757	14.6	40	6	1
1958	Conner, Clyde	49	512	10.4	26	5	5
1959	Wilson, Billy	44	540	12.3	57t	4	6
1960	Conner, Clyde	38	531	14.0	65t	2	1
1961	Owens, R.C.	55	1,032	18.8	54	5	7
1962	Casey, Bernie	53	819	15.5	48t	6	11
1963	Casey, Bernie	47	762	16.2	68t	7	14
1964	Casey, Bernie	58	808	13.9	63t	4	6
1965	Parks, Dave	80	1,344	16.8	53t	12	1
1966	Parks, Dave	66	974	14.8	65t	5	3
1967	Witcher, Dick	46	705	15.3	63t	3	17
1968	McNeil, Clifton	71	994	14.0	65t	7	1
1969	Washington, Gene	51	711	13.9	52	3	10
1970	Cunningham, Doug, RB	51	484	9.5	58	0	11
	Washington, Gene	53	1,100	20.8	79t	12	4/3
1971	Kwalick, Ted	52	664	12.8	42t	5	4/2
1972	Washington, Gene	46	918	20.0	62t	12	13/7
1973	Kwalick, Ted	47	729	15.5	48	5	10/6
1974	Schreiber, Larry, RB	30	217	7.2	16	1	60/36
1975	Washington, Gene	44	735	16.7	68t	9	31/10
1976	Washington, Gene	33	457	13.8	55t	6	52/25
1977	Jackson, Wilbur, RB	33	324	9.8	32	1	53/27
	Washington, Gene	32	638	19.9	47t	5	52/22
1978	Solomon, Freddie	31	458	14.8	58t	2	83/42
1979	Hofer, Paul, RB	58	662	11.4	44	2	17/7
1980	Cooper, Earl, RB	83	567	6.8	66t	4	2/1
1981	Clark, Dwight	85	1,105	13.0	78t	4	2/1
1982	Clark, Dwight	60	913	15.2	51	5	1/1
1983	Clark, Dwight	70	840	12.0	46t	8	11/5
1984	Craig, Roger, RB	71	675	9.5	64t	3	11/6
1985	Craig, Roger, RB	92	1,016	11.0	73	6	1/1
1986	Rice, Jerry	86	1,570	18.3	66t	15	2/1
1987	Craig, Roger, RB	66	492	7.5	35t	1	3/2
1988	Craig, Roger, RB	76	534	7.0	22	1	7/5
1989	Rice, Jerry	82	1,483	18.1	68t	17	5/4
1990	Rice, Jerry	100	1,502	15.0	64t	13	1/1
1991	Rice, Jerry	80	1,206	15.1	73t	14	5/3
1992	Rice, Jerry	84	1,201	14.3	80t	10	5/3
1993	Rice, Jerry	98	1,503	15.3	80t	15	2/2
1994	Rice, Jerry	112	1,499	13.4	69t	13	2/1
1995	Rice, Jerry	+122	*1,848	15.1	81t	15	2/2
1996	Rice, Jerry	108	1,254	11.6	39	8	1/1
1997	Owens, Terrell	60	936	15.6	56t	8	32t/13t
1998	Rice, Jerry	82	1,157	14.1	75t	9	7t/3t
1999	Rice, Jerry	67	830	12.4	62	5	31t/19
2000	Owens, Terrell	97	1,451	15.0	69t	13	5/2
2001	Owens, Terrell	93	1,412	15.2	60t	16	9/4
2002	Owens, Terrell	100	1,300	13.0	76t	13	4t/2
2003	Owens, Terrell	80	1,102	13.8	75t	9	12/7

PUNTING (BASED ON GROSS AVG.) (MIN. 25 PUNTS)

Year	Player	No	Avg	Lg	Bkck	Rank
1946	Albert, Frank	54	41.0	73	0	—
1947	Albert, Frank	40	44.0	69	1	—
1948	Albert, Frank	35	44.8	82	0	—
1949	Albert, Frank	31	48.2	72	0	—
1950	Lillywhite, Verl	26	39.1	57	0	11
1951	Albert, Frank	34	44.3	66	0	2
1952	Albert, Frank	68	42.6	70	0	5
1953	Powers, Jim	42	40.6	55	1	8
1954	Brown, Pete	49	37.5	51	0	11
1955	Luna, Bob	63	40.6	63	3	8
1956	Morrall, Earl	45	37.9	57	0	16
1957	Jessup, Bill	38	43.6	62	0	13
1958	Atkins, Bill	25	39.3	51	0	11
1959	Davis, Tommy	59	45.7	71	0	3
1960	Davis, Tommy	62	44.1	74	0	3
1961	Davis, Tommy	50	45.4	67	0	3
1962	Davis, Tommy	48	45.6	82	0	1
1963	Davis, Tommy	73	45.4	64	2	4
1964	Davis, Tommy	79	45.6	68	0	4
1965	Davis, Tommy	54	45.8	65	0	2
1966	Davis, Tommy	63	41.4	60	0	6
1967	Spurrier, Steve	73	37.6	61	1	12
1968	Spurrier, Steve	68	39.0	54	0	12
1969	Kilgore, Jon	36	40.3	72	0	9
1970	Spurrier, Steve	75	38.4	58	0	14/11
1971	McCann, Jim	49	38.7	54	1	25/12
1972	McCann, Jim	64	39.7	63	1	21/10
1973	Wittum, Tom	79	43.7	62	0	4/1
1974	Wittum, Tom	68	41.2	67	1	4/2
1975	Wittum, Tom	67	41.9	64	3	3/2
1976	Wittum, Tom	89	40.8	68	2	3/2
1977	Wittum, Tom	77	36.4	54	3	26/13
1978	Connell, Mike	96	37.3	59	1	21/10
1979	Melville, Dan	71	37.0	53	1	25/14
1980	Miller, Jim	77	40.9	65	0	10/5
1981	Miller, Jim	93	41.5	65	0	15/6
1982	Miller, Jim	44	38.1	80	1	25/13
1983	Orosz, Tom	65	39.3	61	1	25/11
1984	Runager, Max	56	41.8	59	1	17/17
1985	Runager, Max	86	39.8	57	1	26/13
1986	Runager, Max	83	41.6	62	2	10/6
1987	Runager, Max	55	39.2	56	1	22/11
1988	Helton, Barry	78	39.3	53	1	21/11
1989	Helton, Barry	55	40.5	56	1	12/8
1990	Helton, Barry	69	36.8	56	1	28/1
1991	Prokop, Joe	40	38.5	58	0	27/13
1992	Wilmsmeyer, Klaus	49	39.1	58	0	26/14
1993	Wilmsmeyer, Klaus	42	40.9	61	0	23/11
1994	Wilmsmeyer, Klaus	54	41.4	60	0	14t/7t
1995	Thompson, Tommy	57	40.6	65	0	25/13t
1996	Thompson, Tommy	73	44.1	65	2	10/4
1997	Thompson, Tommy	78	40.8	55	1	30/15
1998	Roby, Reggie	60	41.9	66	0	22/9
1999	Stanley, Chad	69	39.7	70	2	26/11
2000	Stanley, Chad	69	39.5	56	1	27/12
2001	Baker, Jason	69	40.8	64	0	23/13
2002	Baker, Jason	42	40.2	51	0	25t/13
2003	LaFleur, Bill	68	38.7	56	1	29t/16
2004	Lee, Andy	96	41.6	81	0	20/10
2005	Lee, Andy	107	41.6	58	1	25/12

49ERS YEARLY STATISTICAL LEADERS

RECEIVING (BASED ON CATCHES)

Year	Player	No	Yds	Avg	Lg	TD	Rank
2004	Johnson, Eric, TE	82	825	10.1	25	2	35/14
2005	Lloyd, Brandon	48	733	15.3	89t	5	44/20
2006	Gore, Frank, RB	61	485	8.0	39	1	40t/21t
2007	Gore, Frank, RB	53	436	8.2	23t	1	54t/27t
2008	Bruce, Isaac	61	835	13.7	63	7	37/19
2009	Davis, Vernon, TE	78	965	12.4	73t	13	19t/10
2010	Davis, Vernon, TE	56	914	16.3	66t	7	51/23
2011	Crabtree, Michael	72	874	12.1	52t	4	24t/15t
2012	Crabtree, Michael	85	1,105	13.0	49t	9	14/9
2013	Boldin, Anquan	85	1,179	13.9	63	7	16/10
2014	Boldin, Anquan	83	1,062	12.8	76t	5	18/11
2015	Boldin, Anquan	69	789	11.4	51	4	37t/19t
2016	Kerley, Jeremy	58	606	10.4	33t	3	--

+ Team Record * NFL Record

PUNTING (BASED ON GROSS AVG.) (MIN. 25 PUNTS)

Year	Player	No	Avg	Lg	Blck	Rank
2006	Lee, Andy	81	44.8	66	0	7/6
2007	Lee, Andy	105	47.3	74	0	2/1
2008	Lee, Andy	66	47.8	82	1	4/3
2009	Lee, Andy	99	47.6	64	0	2/2
2010	Lee, Andy	91	46.2	64	0	4/2
2011	Lee, Andy	78	50.9	68	1	1/1
2012	Lee, Andy	67	48.1	66	0	4/2
2013	Lee, Andy	79	48.2	62	0	3/1
2014	Lee, Andy	72	46.8	71	1	6/2
2015	Pinion, Bradley	86	43.9	62	0	27/13
2016	Pinion, Bradley	94	43.8	65	0	--

49ERS YEARLY STATISTICAL LEADERS

SCORING (BASED ON POINTS)

Year	Player	TD	PAT	FG	Pts	Rank
1946	Beals, Alyn	10	1	0	61	—
1947	Beals, Alyn	10	0	0	60	—
1948	Beals, Alyn	14	0	0	84	—
1949	Beals, Alyn	12	1	0	73	—
1950	Soltau, Gordie	1	26	4	44	22
1951	Soltau, Gordie	7	30	6	90	5
1952	Soltau, Gordie	7	34	6	94	—
1953	Soltau, Gordie	6	48	10	114	1
1954	Soltau, Gordie	2	31	11	76	4
1955	Soltau, Gordie	1	27	3	42	24
	Wilson, Billy	7	0	0	42	24
1956	Soltau, Gordie	1	26	13	71	6
1957	Soltau, Gordie	0	33	9	60	9
1958	Soltau, Gordie	0	29	8	53	20
1959	Davis, Tommy	0	31	12	67	9
1960	Davis, Tommy	0	21	19	78	9
1961	Davis, Tommy	0	44	12	80	8
1962	Davis, Tommy	0	36	10	66	16
1963	Davis, Tommy	0	24	10	54	21
1964	Davis, Tommy	0	30	8	54	24
1965	Davis, Tommy	0	52	17	103	4
1966	Davis, Tommy	0	38	16	86	12
1967	Davis, Tommy	0	33	14	75	10
1968	Davis, Tommy	0	26	9	53	19
1969	Willard, Ken	10	0	0	60	21
1970	Gossett, Bruce	0	39	21	102	6/4
1971	Gossett, Bruce	0	32	23	101	5/3
1972	Gossett, Bruce	0	41	18	95	13/7
1973	Gossett, Bruce	0	26	26	104	7/4
1974	Gossett, Bruce	0	25	11	58	25/8
1975	Mike—Mayer, Steve	0	27	14	69	22/9
1976	Mike—Mayer, Steve	0	26	16	74	25/9
1977	Williams, Delvin	9	0	0	54	14/10
1978	Wersching, Ray	0	24	15	69	22/9
1979	Wersching, Ray	0	32	20	92	12/5
1980	Wersching, Ray	0	33	15	78	18/10
1981	Wersching, Ray	0	30	17	81	22/13
1982	Wersching, Ray	0	23	12	59	9/4
1983	Wersching, Ray	0	51	25	126	3/3
1984	Wersching, Ray	0	56	25	131	1/1
1985	Wersching, Ray	0	52	13	91	21/11
1986	Wersching, Ray	0	41	25	116	3/3
1987	Rice, Jerry	23	0	0	138	1/1
1988	Cofer, Mike	0	40	27	121	2/1
1989	Cofer, Mike	0	49	29	136	1/1
1990	Cofer, Mike	0	39	24	111	4/3
1991	Cofer, Mike	0	49	14	91	17/8
1992	Cofer, Mike	0	53	18	107	8/4
1993	Cofer, Mike	0	59	16	107	11/6
1994	Brien, Doug	0	60	15	105	11/4
1995	Rice, Jerry	17	1(PT)	0	104	19/10
1996	Wilkins, Jeff	0	40	30	130	4/2
1997	Anderson, Gary	0	38	29	125	3/2
1998	Richey, Wade	0	49	18	103	14/6
1999	Richey, Wade	0	30	21	93	21/8
2000	Richey, Wade	0	43	15	88	28/13
2001	Cortez, Jose	0	47	18	101	16/8
2002	Owens, Terrell	14	0	0	84	8t/3*
2003	Peterson, Todd	0	22	12	58	30/14
2004	Peterson, Todd	0	23	18	77	42/18

FIELD GOAL PERCENTAGE

Year	Player	Att	Made	Pct	Lg	Rank
1946	Vetrano, Joe	7	4	.571	26	—
1947	Vetrano, Joe	8	4	.500	30	—
1948	Vetrano, Joe	8	5	.625	47	—
1949	Vetrano, Joe	4	3	.750	28	—
1950	Soltau, Gordie	8	4	.500	26	DNQ
1951	Soltau, Gordie	18	6	.333	42	9
1952	Soltau, Gordie	12	6	.500	31	5
1953	Soltau, Gordie	15	10	.667	39	2
1954	Soltau, Gordie	18	11	.611	37	3
1955	Soltau, Gordie	12	3	.250	28	11
1956	Soltau, Gordie	20	13	.650	40	3
1957	Soltau, Gordie	15	9	.600	37	5
1958	Soltau, Gordie	21	8	.381	39	9
1959	Davis, Tommy	26	12	.462	43	5
1960	Davis, Tommy	32	19	.594	40	7
1961	Davis, Tommy	22	12	.545	46	6
1962	Davis, Tommy	23	10	.435	42	15
1963	Davis, Tommy	31	10	.323	46	22
1964	Davis, Tommy	25	8	.320	*53	19
1965	Davis, Tommy	27	17	.630	*53	5t
1966	Davis, Tommy	31	16	.516	46	15t
1967	Davis, Tommy	33	14	.424	50	23
1968	Davis, Tommy	16	9	.563	38	14
1969	Davis, Tommy	10	3	.300	48	DNQ
1970	Gossett, Bruce	31	21	.677	48	5/3
1971	Gossett, Bruce	36	23	.639	48	9/5
1972	Gossett, Bruce	29	18	.621	50	15/6
1973	Gossett, Bruce	33	26	.788	54	1**/1
1974	Gossett, Bruce	24	11	.458	46	22/11
1975	Mike—Mayer, Steve	28	14	.500	54	22t/11
1976	Mike—Mayer, Steve	28	16	.571	45	16t/9
1977	Wersching, Ray	17	10	.588	50	15/5
1978	Wersching, Ray	23	15	.652	45	12/6
1979	Wersching, Ray	24	20	.833	47	2/1
1980	Wersching, Ray	19	15	.789	47	2/1
1981	Wersching, Ray	23	17	.739	48	5/4
1982	Wersching, Ray	17	12	.706	45	15/8
1983	Wersching, Ray	30	25	.833	52	5t/1t
1984	Wersching, Ray	35	25	.714	53	17/11
1985	Wersching, Ray	21	13	.619	45	22/11
1986	Wersching, Ray	35	25	.714	50	11t/5t
1987	Wersching, Ray	17	13	.765	45	12/6
1988	Cofer, Mike	38	27	.711	52	17/10
1989	Cofer, Mike	36	29	.806	47	4/2
1990	Cofer, Mike	36	24	.667	*56	26t/11t
1991	Cofer, Mike	28	14	.500	50	28/14
1992	Cofer, Mike	27	18	.667	46	21/11
1993	Cofer, Mike	26	16	.615	46	26/12
1994	Brien, Doug	20	15	.750	48	20/7
1995	Wilkins, Jeff	13	12	.923	40	DNQ
1996	Wilkins, Jeff	34	30	.882	49	4/3
1997	Anderson, Gary	36	29	.806	51	11/7
1998	Richey, Wade	27	18	.667	46	27t/13t
1999	Richey, Wade	23	21	.913	52	1**/1
2000	Richey, Wade	22	15	.682	47	28/14
2001	Cortez, Jose	25	18	.720	52	21/12
2002	Cortez, Jose	24	18	.750	45	26/13t
2003	Peterson, Todd	15	12	.800	48	DNQ
2004	Peterson, Todd	22	18	.818	51	15t/6t
2005	Nedney, Joe	28	26	.929	56	3/2

49ERS YEARLY STATISTICAL LEADERS

SCORING (BASED ON POINTS)

Year	Player	TD	PAT	FG	Pts	Rank
2005	Nedney, Joe	0	19	26	97	22t/8t
2006	Nedney, Joe	0	29	29	116	7t/4t
2007	Nedney, Joe	0	22	17	73	35/17
2008	Nedney, Joe	0	34	29	121	15/9
2009	Nedney, Joe	0	33	17	84	28t/14
2010	Nedney, Joe	0	17	11	50	65t/31t
2011	Akers, David	0	34	44	166	1/1
2012	Akers, David	0	44	29	131	9/5
2013	Dawson, Phil	0	44	32	140	6t/3
2014	Dawson, Phil	0	33	25	108	19/9
2015	Dawson, Phil	0	20	24	92	24/12
2016	Dawson, Phil	0	30	18	84	--

FIELD GOAL PERCENTAGE

Year	Player	Att	Made	Pct	Lg	Rank
2006	Nedney, Joe	35	29	.829	51	16/9
2007	Nedney, Joe	19	17	.895	50	5/1
2008	Nedney, Joe	33	29	.878	53	12/7
2009	Nedney, Joe	21	17	.810	51	21/9
2010	Reed, Jeff	10	9	.900	47	NA
2011	Akers, David	52	44	.846	55	14/7
2012	Akers, David	42	29	.690	63*	30/14
2013	Dawson, Phil	36	32	.889	56	14t/6t
2014	Dawson, Phil	31	25	.806	55	25/13
2015	Dawson, Phil	27	24	.889	54	10/7
2016	Dawson, Phil	21	18	.857	53	--

* LONGEST FIELD GOAL IN NFL THAT YEAR; ** LEADER BASED ON FIELD GOAL PCT OF KICKERS WITH 15--OR--MORE MADE; DNQ -- DID NOT QUALIFY FOR THE LEAGUE MINIMUM

49ERS YEARLY STATISTICAL LEADERS

KICKOFF RETURNS (BASED ON AVG.) (MIN. 20 RETURNS)

YEAR	Player	No	Yds	Avg	Lg	TD	Rank
1946	Eshmont, Len	10	264	26.4	—	0	DNQ
1947	Eshmont, Len	9	177	19.7	—	0	DNQ
1948	Hall, Forrest	13	369	28.4	—	0	3
1949	Perry, Joe	14	337	24.1	—	0	5
1950	Cathcart, Sam	14	329	23.9	62	0	20
1951	Arenas, Joe	21	542	25.8	49	0	8
1952	McElhenny, Hugh	18	396	22.0	40	0	16
1953	Arenas, Joe	16	551	34.4	82	0	1
1954	Arenas, Joe	16	362	22.6	41	0	11
1955	Arenas, Joe	24	594	24.8	42	0	7
1956	Arenas, Joe	27	801	29.7	96t	1	2
1957	Arenas, Joe	24	657	27.4	64	0	2
1958	Smith, J.D.	15	356	23.7	39	0	8
1959	Lyles, Lenny	25	565	22.6	46	0	10
1960	Lyles, Lenny	17	526	30.9	97t	1	2
1961	Woodson, Abe	27	782	29.0	98t	1	3
1962	Woodson, Abe	37	1,157	31.3	79	0	1
1963	Woodson, Abe	29	935	32.2	103t	3	1
1964	Woodson, Abe	32	880	27.5	70	0	4
1965	Alexander, Kermit	32	741	23.2	46	0	20
1966	Alexander, Kermit	37	984	26.6	56	0	7
1967	Cunningham, Doug	31	826	26.6	94	0	5
1968	Alexander, Kermit	20	360	18.0	35	0	24
1969	Smith, Noland	14	310	22.1	60	0	DNQ
1970	Tucker, Bill	25	577	23.1	43	0	16/9
1971	Washington, Vic	33	858	26.0	74	0	12/8
1972	Washington, Vic	27	771	28.6	98t	1	4/3
1973	Washington, Vic	24	549	22.9	38	0	26/10
1974	Holmes, Mike	25	612	24.5	57	0	15/6
1975	Moore, Manfred	26	650	25.0	52	0	10/5
1976	Leonard, Anthony	26	553	21.3	39	0	29/13
1977	Hofer, Paul	36	871	24.2	48	0	12/7
1978	Williams, Dave	34	745	21.9	89t	1	23/8
1979	Owens, James	41	1,002	24.4	85t	1	5/3
1980	Owens, James	31	726	23.4	101t	1	4/3
1981	Lawrence, Amos	17	437	25.7	92t	1	3/2
1982	McLemore, Dana	16	353	22.1	45	0	18/9
1983	McLemore, Dana	30	576	19.2	39	0	30/14
1984	Monroe, Carl	27	561	20.8	44	0	19/9
1985	Monroe, Carl	28	717	25.6	95t	1	4/3
1986	Crawford, Derrick	15	280	18.7	34	0	DNQ
1987	Rodgers, Del	17	358	21.1	50	0	DNQ
1988	DuBose, Doug	32	608	19.0	44	0	27/11
1989	Flagler, Terrence	32	643	20.1	41	0	18/11
1990	Carter, Dexter	41	783	19.1	35	0	21/11
1991	Carter, Dexter	37	839	22.7	98t	1	5/3
1992	Logan, Marc	22	478	21.7	82	0	9/6
1993	Carter, Dexter	25	494	19.8	60	0	18/11
1994	Carter, Dexter	48	1,105	23.0	96t	1	15/11
1995	Carter, Dexter	23	522	22.7	46	0	DNQ
1996	Carter, Dexter	41	909	22.2	71	0	21/10
1997	Levy, Chuck	36	793	22.0	59	0	22/12
1998	Levy, Chuck	22	383	17.4	30	0	DNQ
1999	McQuarters, R.W.	26	568	21.8	37	0	DNQ
2000	Williams, Kevin	30	536	17.9	33	0	DNQ
2001	Sutherland, Vinny	50	1,140	22.8	65	0	19/11
2002	Williams, Jimmy	35	765	21.9	50	0	29/18
2003	Wilson, Cedrick	37	836	22.6	95t	1	16/10
2004	Robertson, Jamal	25	560	22.4	37	0	11/5
2005	Hicks, Maurice	34	689	20.3	40	0	36/18

PUNT RETURNS (BASED ON AVERAGE) (MIN. 10 RETURNS)

Year	Player	No	Yds	Avg	Lg	TD	Rank
1946	Casanega, Ken	18	248	13.8	—	0	DNQ
1947	Vetrano, Joe	12	137	11.4	—	0	DNQ
1948	Cason, Jim	22	309	14.0	—	0	DNQ
1949	Cason, Jim	21	351	16.7	—	0	DNQ
1950	Cathcart, Sam	16	185	11.6	29	0	10
1951	Arenas, Joe	21	272	13.0	51	0	6
1952	McElhenny, Hugh	20	284	14.2	94t	1	5
1953	McElhenny, Hugh	15	104	6.9	25	0	7
1954	Arenas, Joe	23	117	5.1	23	0	6
1955	Arenas, Joe	21	55	2.6	7	0	17
1956	Arenas, Joe	19	117	6.2	67t	1	8
1957	Arenas, Joe	25	80	3.2	26	0	13
1958	McElhenny, Hugh	24	93	3.9	18	0	16
1959	Woodson, Abe	15	143	9.5	65	0	6
1960	Woodson, Abe	13	174	13.4	48	0	1
1961	Woodson, Abe	16	172	10.8	80t	1	4
1962	Woodson, Abe	19	179	9.4	85t	1	4
1963	Woodson, Abe	13	95	7.3	13	0	13
1964	Alexander, Kermit	21	189	9.0	70t	1	8
1965	Alexander, Kermit	35	262	7.5	40	0	7
1966	Alexander, Kermit	30	198	6.6	44t	4	6
1967	Cunningham, Doug	27	249	9.2	57	0	3
1968	Alexander, Kermit	24	87	3.6	26	0	16
1969	Smith, Noland	10	46	4.6	18	0	19
1970	Taylor, Bruce	43	516	12.0	76	0	2/1
1971	Taylor, Bruce	34	235	6.9	38	0	15/6
1972	McGill, Ralph	22	219	10.0	33	0	4/3
1973	Taylor, Bruce	15	207	13.8	61	0	1/1
1974	McGill, Ralph	20	161	8.3	47	0	20/13
1975	McGill, Ralph	31	290	9.4	34	0	18/9
1976	Leonard, Anthony	35	293	8.4	60t	1	20/9
1977	Leonard, Anthony	22	154	7.0	19	0	30/13
1978	Steeptoe, Jack	11	129	11.7	28	0	DNQ
1979	Solomon, Freddie	23	142	6.2	14	0	23/9
1980	Solomon, Freddie	27	298	11.0	57t	2	3/2
1981	Hicks, Dwight	19	171	9.0	39	0	DNQ
1982	McLemore, Dana	7	156	22.3	93t	1	DNQ
1983	McLemore, Dana	31	331	10.7	56t	1	6/2
1984	McLemore, Dana	45	521	11.6	79t	1	4/2
1985	McLemore, Dana	38	258	6.8	22	0	21/9
1986	Griffin, Don	38	377	9.9	76t	1	5/2
1987	McLemore, Dana	21	265	12.6	83t	1	2/2
1988	Taylor, John	44	556	12.6	95t	2	1/1
1989	Taylor, John	36	417	11.6	37	0	5/4
1990	Taylor, John	26	212	8.2	30	0	13/8
1991	Taylor, John	31	267	8.6	24	0	9/5
1992	Grant, Alan	29	249	8.6	46	0	12/6
1993	Carter, Dexter	34	411	12.1	72t	1	5/2
1994	Carter, Dexter	38	321	8.4	26	0	14/11
1995	Taylor, John	11	56	5.1	11	0	DNQ
1996	Carter, Dexter	36	317	8.8	52	0	18/9
1997	Uwaezuoke, Iheanyi	34	373	11.0	36	0	11/6
1998	McQuarters, R.W.	47	406	8.6	72t	1	19/10
1999	McQuarters, R.W.	18	90	5.0	32	0	DNQ
2000	Williams, Kevin	26	220	8.5	25	0	DNQ
2001	Sutherland, Vinny	21	147	7.0	19	0	DNQ
2002	Williams, Jimmy	20	336	16.8	89t	1	1/1
2003	Williams, Jimmy	35	240	6.9	20	0	26/11
2004	Battle, Arnaz	31	266	8.6	71t	1	15/6
2005	Amey, Fred	11	125	11.4	75t	1	DNQ

49ERS YEARLY STATISTICAL LEADERS

KICKOFF RETURNS (BASED ON AVG.) (MIN. 20 RETURNS)

YEAR	Player	No	Yds	Avg	Lg	TD	Rank
2006	Hicks, Maurice	57	1,428	25.1	64	0	12/4
2007	Hicks, Maurice	63	1,502	23.8	55	0	20/9
2008	Rossum, Allen	47	1,259	26.8	104t	1	6/3
2009	Robinson, Michael	18	414	23.0	40	0	DNQ
2010	Ginn Jr., Ted	47	992	21.1	61	0	33/17
2011	Ginn Jr., Ted	29	800	27.6	102t	1	3/2
2012	James, LaMichael	14	417	29.8	62	0	DNQ
2013	James, LaMichael	12	321	26.8	41	0	DNQ
2014	Ellington, Bruce	24	614	25.6	38	0	7/3
2015	Ellington, Bruce	26	665	25.6	40	0	9/7
2016	Shepherd, JaCorey	19	409	21.5	41	0	--

*DNQ – Insufficient returns to qualify for NFL rankings

PUNT RETURNS (BASED ON AVERAGE) (MIN. 10 RETURNS)

Year	Player	No	Yds	Avg	Lg	TD	Rank
2006	Williams, Brandon	22	147	6.7	25	0	28/15
2007	Lewis, Michael	44	336	7.6	51	0	18/9
2008	Rossum, Allen	15	223	14.9	45	0	DNQ
2009	Battle, Arnaz	21	61	2.9	18	0	28/13
2010	Ginn Jr., Ted	24	321	13.4	78t	1	3/2
2011	Ginn Jr., Ted	38	466	12.3	55t	1	4/3
2012	Ginn Jr., Ted	32	326	10.2	38	0	11/3
2013	James, LaMichael	23	251	10.9	40	0	10t/6t
2014	Ellington, Bruce	23	188	8.2	23	0	13/7
2015	Ellington, Bruce	19	137	7.2	36	0	DNQ
2016	Kerley, Jeremy	19	150	7.9	26	0	--

*DNQ – Insufficient returns to qualify for NFL rankings

49ERS YEARLY STATISTICAL LEADERS

INTERCEPTIONS

Year	Player	No	Yds	Avg	Lg	TD	Rank
1946	Casanega, Ken	8	146	18.3	68	0	—
1947	Eshmont, Len	6	72	12.0	—	0	—
1948	Carr, Eddie	7	144	20.6	56	1	—
1949	Cason, Jim	9	152	19.9	—	0	—
1950	Powers, Jim	5	42	8.4	26	0	18t
1951	Wagner, Lowell	9	115	12.8	40	0	3t
1952	Wagner, Lowell	6	69	11.5	30	0	10t
1953	Berry, Rex	7	142	20.3	29	1	8t
1954	Berry, Rex	3	69	23.0	34t	1	29t
	Brown, Hardy	3	42	14.0	41t	1	29t
	Williams, Johnny	3	28	9.3	15	0	29t
	Arenas, Joe	3	26	8.7	26	0	29t
1955	Moegle, Dick	6	50	8.3	37	0	7t
1956	Moegle, Dick	6	75	12.5	31t	1	9t
1957	Moegle, Dick	8	107	13.4	40	0	6
1958	Ridlon, Jim	4	10	2.5	3	0	14t
1959	Baker, Dave	5	75	15.0	29	0	6t
1960	Baker, Dave	10	96	9.6	28	0	2t
1961	Baker, Dave	6	123	20.5	10	0	17t
1962	Woodson, Abe	2	31	15.5	31	0	92t
	Hazeltine, Matt	2	24	12.0	12	0	92t
	Pine, Ed	2	16	8.0	13	0	92t
	Mertens, Jerry	2	0	0	0	0	92t
1963	Alexander, Kermit	5	72	17.4	38	0	25t
1964	Alexander, Kermit	5	65	13.0	24	0	22t
1965	Johnson, Jimmy	6	47	7.8	26	0	8t
1966	Alexander, Kermit	4	73	18.3	55	0	32t
	Johnson, Jimmy	4	57	14.3	35t	1	32t
1967	Alexander, Kermit	5	72	14.4	48	0	21t
1968	Alexander, Kermit	9	155	17.2	66t	1	3
1969	Alexander, Kermit	5	39	7.8	22	0	15t
	Johnson, Jimmy	5	18	3.6	18	0	15t
1970	Taylor, Bruce	3	70	23.3	70	0	46t/23t
	Phillips, Mel	3	49	16.3	35t	1	46t/23t
	Nunley, Frank	3	42	14.0	24	0	46t/23t
	Taylor, Roosevelt	3	27	9.0	19	0	46t/23t
1971	Taylor, Bruce	3	68	22.7	49	0	58t/29t
	Johnson, Jimmy	3	16	5.3	10	0	58t/29t
	Taylor, Roosevelt	3	13	4.3	13	0	58t/29t
1972	Johnson, Jimmy	4	18	4.5	15	0	20t/7t
1973	Taylor, Bruce	6	30	5.0	22	0	4t/2t
1974	McGill, Ralph	5	71	14.2	45	0	13t/6t
1975	Taylor, Bruce	3	29	9.7	15	0	54t/26t
1976	Rhodes, Bruce	3	42	14.0	30	0	43t/24t
1977	Washington, Dave	2	68	34.0	50	0	91t/37t
	Phillips, Mel	2	23	11.5	23	0	91t/37t
1978	Crist, Chuck	6	59	26.5	32	0	10t/9t
1979	Hicks, Dwight	5	57	11.4	29	0	17t/8t
1980	Hicks, Dwight	4	73	18.3	44	0	39t/17t
	Churchman, Ricky	4	7	1.8	7	0	39t/17t
1981	Hicks, Dwight	9	239	26.6	72	1	3t/2t

Year	Player	No	Yds	Avg	Lg	TD	Rank
1982	Hicks, Dwight	3	5	1.7	3	0	21t/8t
1983	Wright, Eric	7	164	23.4	60t	2	6t/4t
1984	Turner, Keena	4	51	12.8	21	0	33t/17t
	Lott, Ronnie	4	26	6.5	15	0	33t/17t
1985	Lott, Ronnie	6	68	11.3	25	0	10t/3t
1986	Lott, Ronnie	10	134	13.4	57t	1	1/1
1987	Lott, Ronnie	5	62	12.4	34	0	7t/4t
	Griffin, Don	5	1	0.2	1	0	7t/4t
1988	McKyer, Tim	7	11	1.6	7	0	6t/5
1989	Lott, Ronnie	5	34	6.8	28	0	17t/9t
1990	Waymer, Dave	7	64	9.1	24	0	3t/2t
1991	Waymer, Dave	4	77	19.3	42	0	23t/13t
1992	Griffin, Don	5	4	0.8	2	0	15t/5t
1993	McGruder, Michael	5	89	17.8	37	1	14t/6t
1994	Hanks, Merton	7	93	13.3	38	0	4t/4t
1995	Drakeford, Tyronne	5	54	10.8	37	0	15t/10t
	Hanks, Merton	5	31	6.2	23	0	15t/10t
1996	Pope, Marquez	6	98	16.3	55t	1	4t/2t
1997	Hanks, Merton	6	103	17.2	55t	1	5t/3t
1998	Walker, Darnell	4	78	19.5	36	0	24t/11t
	Hanks, Merton	4	37	9.3	37	0	24t/11t
	Bronson, Zack	4	34	8.5	28	0	24t/11t
	McDonald, Tim	4	22	5.5	18	0	24t/11t
1999	Schulters, Lance	6	127	21.2	64t	1	6t/3t
2000	Bronson, Zack	3	75	25.0	43	0	46t/21t
	Montgomery, Monty	3	68	22.7	46t	1	46t/21t
2001	Bronson, Zack	7	165	23.6	97t	2	7t/4t
	Plummer, Ahmed	7	45	6.4	24	0	7t/4t
2002	Parrish, Tony	7	204	29.1	60	0	3t/2t
2003	Parrish, Tony	9	202	22.4	49	0	1t/1t
2004	Parrish, Tony	4	64	16.0	26	0	21t/10t
2005	Spencer, Shawntae	4	85	21.3	61t	1	19t/9t
	Adams, Mike	4	36	9.0	40t	1	19t/9t
2006	Harris, Walt	8	84	10.5	42	1	3t/1t
2007	Clements, Nate	4	74	18.5	62	0	23t/11t
	Harris, Walt	4	42	10.5	23	0	23t/11t
2008	Harris, Walt	3	25	8.3	24	0	30t/13t
	Spikes, Takeo	3	14	4.7	13	0	30t/13t
2009	Goldson, Dashon	4	39	9.8	34	0	23t/14t
2010	Clements, Nate	3	46	15.3	39	0	31t/21t
	Spikes, Takeo	3	9	3.0	6	0	31t/21t
	Spencer, Shawntae	3	0	0.0	0	0	31t/21t
2011	Goldson, Dashon	6	53	8.8	21	0	4t/2t
	Rogers, Carlos	6	106	17.7	31t	1	4t/2t
2012	Goldson, Dashon	3	21	7.0	20	0	29t/17t
2013	Brock, Tramaine	5	82	16.4	41	1	5t/5t
2014	Cox, Perrish	5	12	2.4	10	0	3t/2t
2015	Brock, Tramaine	3	26	8.7	26	0	24t/10t
	Acker, Kenneth	3	45	15.0	45	0	24t/10t
2016	Hodges, Gerald	2	27	13.5	21	0	—

49ERS YEARLY STATISTICAL LEADERS

ALL-PURPOSE YARDS (SINCE 1950)

Year	Player	Rush		Rec		Off	Punt Ret		Kick Ret		Ret	Def	Tot
		No	Yds	No	Yds	Yds	No	Yds	No	Yds	Yds	Yds	Yds
1950	Perry, Joe	124	647	13	69	716	0	0	12	223	0	0	939
1951	Perry, Joe	136	677	18	167	844	0	0	1	32	0	0	876
1952	McElhenny, Hugh	98	684	26	367	1,051	20	284	20	284	680	0	1,731
1953	McElhenny, Hugh	112	503	30	474	977	15	104	15	368	472	0	1,449
1954	Perry, Joe	173	1,049	26	203	1,252	0	0	0	0	0	0	1,252
1955	Wilson, Billy	0	0	53	831	831	0	0	0	0	0	0	831
1956	McElhenny, Hugh	185	916	16	193	1,109	15	38	13	300	338	0	1,447
1957	McElhenny, Hugh	102	478	37	458	936	0	0	0	0	0	0	936
1958	Perry, Joe	125	758	23	218	976	0	0	0	0	0	0	976
1959	Smith, J.D.	207	1,036	13	133	1,169	0	0	0	0	0	0	1,169
1960	Smith, J.D.	174	780	36	181	961	0	0	0	0	0	0	961
1961	Smith, J.D.	167	823	28	343	1,166	0	0	0	0	0	0	1,166
1962	Woodson, Abe	0	0	0	0	0	19	179	37	1,157	1,336	0	1,336
1963	Woodson, Abe	0	0	0	0	0	13	95	29	935	1,030	0	1,030
1964	Woodson, Abe	0	0	0	0	0	22	133	32	880	1,013	0	1,013
1965	Parks, Dave	0	0	80	1,344	1,344	0	0	0	0	0	0	1,344
1966	Alexander, Kermit	0	0	0	0	0	30	198	37	984	1,182	0	1,182
1967	Cunningham, Doug	0	0	0	0	0	27	249	31	826	1,075	0	1,075
1968	Willard, Ken	227	967	36	232	1,199	0	0	0	0	0	0	1,199
1969	Cunningham, Doug	147	541	51	484	1,025	0	0	0	0	0	0	1,025
1970	Washington, Gene	0	0	53	1,100	1,100	0	0	0	0	0	0	1,100
1971	Washington, Vic	191	811	36	317	1,128	0	0	33	858	858	0	1,986
1972	Washington, Vic	141	468	43	393	861	0	0	27	771	771	0	1,632
1973	McGill, Ralph	0	0	0	0	0	22	186	17	374	560	0	560
1974	Jackson, Wilbur	174	705	23	190	895	0	0	0	0	0	0	895
1975	Williams, Delvin	117	631	34	370	1,001	0	0	0	0	0	0	1,001
1976	Williams, Delvin	248	1,203	27	283	1,486	0	0	0	0	0	0	1,486
1977	Williams, Delvin	268	931	20	179	1,110	0	0	0	0	0	0	1,110
1978	Williams, Dave	0	0	0	0	0	0	0	34	745	745	0	745
1979	Hofer, Paul	123	615	58	662	1,277	0	0	0	0	0	0	1,277
1980	Cooper, Earl	171	720	83	567	1,287	0	0	0	0	0	0	1,287
1981	Clark, Dwight	3	32	85	1,105	1,137	0	0	0	0	0	0	1,137
1982	Clark, Dwight	0	0	60	913	913	0	0	0	0	0	0	913
1983	Craig, Roger	176	725	48	427	1,152	0	0	0	0	0	0	1,152
1984	Tyler, Wendell	246	1,262	28	230	1,492	0	0	0	0	0	0	1,492
1985	Craig, Roger	214	1,050	92	1,016	2,066	0	0	0	0	0	0	2,066
1986	Rice, Jerry	10	72	86	1,570	1,642	0	0	0	0	0	0	1,642
1987	Craig, Roger	215	815	66	492	1,307	0	0	0	0	0	0	1,307
1988	Craig, Roger	310	1,502	76	534	2,036	0	0	0	0	0	0	2,036
1989	Taylor, John	1	6	60	1,077	1,083	36	417	2	51	468	0	1,551
1990	Rice, Jerry	2	0	100	1,502	1,502	0	0	0	0	0	0	1,502
1991	Rice, Jerry	1	2	80	1,206	1,208	0	0	0	0	0	0	1,208
1992	Watters, Ricky	206	1,013	43	405	1,418	0	0	0	0	0	0	1,418
1993	Rice, Jerry	3	69	98	1,503	1,572	0	0	0	0	0	0	1,572
1994	Watters, Ricky	239	877	66	719	1,596	0	0	0	0	0	0	1,596
1995	Rice, Jerry	5	36	122	1,848	1,884	0	0	0	0	0	0	1,884
1996	Rice, Jerry	11	77	108	1,254	1,331	0	0	0	0	0	0	1,331
1997	Hearst, Garrison	234	1,019	21	194	1,213	0	0	0	0	0	0	1,213
1998	Hearst, Garrison	310	1,570	39	535	2,105	0	0	0	0	0	0	2,105
1999	Garner, Charlie	241	1,229	56	535	1,764	0	0	0	0	0	0	1,764
2000	Garner, Charlie	258	1,142	68	647	1,789	0	0	0	0	0	0	1,789
2001	Hearst, Garrison	252	1,206	41	347	1,553	0	0	0	0	0	0	1,553
2002	Owens, Terrell	7	79	100	1,300	1,379	0	0	0	0	0	0	1,379
2003	Barlow, Kevan	201	1,024	35	307	1,331	0	0	0	0	0	0	1,331
2004	Barlow, Kevan	244	822	35	212	1,034	0	0	0	0	0	0	1,034
2005	Hicks, Maurice	59	308	3	12	320	0	0	34	689	689	0	1,009
2006	Gore, Frank	312	1,695	61	485	2,180	0	0	0	0	0	0	2,180
2007	Gore, Frank	260	1,102	53	436	1,538	0	0	0	0	0	0	1,538
2008	Rossum, Allen	1	1	1	4	5	15	223	47	1,259	1,482	0	1,487
2009	Gore, Frank	229	1,120	52	406	1,526	0	0	0	0	0	0	1,526
2010	Ginn Jr., Ted	2	11	12	163	174	24	321	47	992	1,313	0	1,487
2011	Gore, Frank	282	1,211	17	114	1,325	0	0	0	0	0	0	1,325
2012	Gore, Frank	258	1,214	28	234	1,448	0	0	0	0	0	0	1,448
2013	Gore, Frank	292	1,128	16	141	1,269	0	0	0	0	0	0	1,269
2014	Gore, Frank	255	1,106	11	111	1,217	0	0	0	0	0	0	1,217
2015	Boldin, Anquan	0	0	69	789	789	0	0	0	0	0	0	789
2016	Hyde, Carlos	217	988	27	163	1,151	0	0	0	0	0	0	1,151

BEST PERFORMANCES VS. 49ERS

SCORING

Points

36 Gale Sayers, at Chi. (12/12/65)

Touchdowns

6 Gale Sayers, at Chi. (12/12/65)

PATs

8 Rafael Septien, at Dal. (10/12/80)

8 Paige Cothren, vs. LA Rams (10/5/58)

PAT Attempts

8 Rafael Septien, at Dal. (10/12/80)

8 Paige Cothren, vs. LA Rams (10/5/58)

Field Goals

6 Neil Rackers, at Arz. in Mexico City (10/2/05)

5 Morten Andersen, at Atl. (9/3/00)

5 Chris Jacke, at GB (10/14/96)

5 Morten Andersen, at NO (10/25/87)

5 Lou Michaels, at Bal. (9/25/66)

Field Goal Attempts

7 Morten Andersen, at NO (10/25/87)

Long Field Goal

59 Graham Gano, at Car. (11/6/11)

59 Morten Andersen, at Atl. (12/24/95)

56 Al Del Greco, at Hou. (10/27/96)

55 John Kasay, at Car. (10/24/10)

54 Josh Brown, at StL (1/3/10)

54 Jan Stenerud, vs. KC (12/6/71)

RUSHING

Attempts

35 Clinton Portis, vs. Was. (12/18/04)

Marcel Shipp, at Arz. (10/26/03)

32 Calvin Hill, at Dal. (11/10/74)

Steven Jackson, at StL Rams (12/21/08)

Yards

192 Erric Pegram, vs. Atl. (9/19/93), 27 att.

181 Willie Galimore, vs. Chi. (9/16/62), 22 att.

175 Barry Sanders, vs. Det. (12/23/96), 28 att.

174 Rudi Johnson, at Cin. (12/14/03), 21 att.

174 Leroy Kelly, vs. Cle. (11/3/68), 27 att.

Touchdowns

4 LaDainian Tomlinson, vs. SD (10/15/06)

Gale Sayers, at Chi. (12/12/65)

Rick Casares, vs. Chi. (10/28/56)

Long

84t Chester Taylor, vs. Min. (12/9/07)

PASSING

Attempts

65 Tom Brady, at NE (12/16/12)

61 Brett Favre, at GB (10/14/96)

60 Richard Todd, at NYJ (9/21/80)

58 Glenn Foley, vs. NYJ (9/6/98)

58 Jay Schroeder, at Was. (12/1/85)

Completions

42 Richard Todd, at NYJ (9/21/80)

41 Eli Manning, at NYG (10/11/15)

37 Matt Ryan, vs. Atl. (12/23/13)

36 Tom Brady, at NE (12/16/12)

35 Dieter Brock, at LA Rams (10/27/85)

Yards

484 Kurt Warner, at Arz. (11/25/07)

471 Brad Johnson, vs. Was. (12/26/99)

460 Don Meredith, vs. Dal. (11/10/63)

447 Richard Todd, at NYJ (9/21/80)

444 Dan Fouts, vs. SD (12/11/82)

Touchdowns

5 Donovan McNabb, at Phi. (9/18/05)

5 Kurt Warner, at StL (10/10/99)

5 Vince Ferragamo, at LA Rams (10/23/83)

5 Dan Fouts, vs. SD (12/11/82)

Interceptions

7 Steve DeBerg, at TB (9/7/86)

6 Steve Grogan, vs. NE (11/30/80)

Long

96t Tobin Rote to Billy Grimes, vs. GB (12/10/50)

Times Sacked

10 Phil Simms, vs. NYG (11/23/80)

10 James Harris, at LA Rams (10/11/76)

10 Bill Munson, vs. LA Rams (12/6/64)

RECEIVING

Receptions

17 Clark Gaines, at NYJ (9/21/80)

14 Roy Helu Jr. at Was. (11/6/11)

12 Roddy White, vs. Atl. (12/23/13)

12 Reggie Wayne, at Ind. (11/1/09)

12 Tim Hightower, at Ari. (9/13/09)

12 Cris Carter, vs. Min. (12/18/95)

12 Michael Irvin, at Dal. (10/17/93)

Yards

220 Don Beebe, at GB (10/14/96)

214 Harlon Hill, vs. Chi. (10/31/54)

213 Terrell Owens, at Dal. (11/23/08)

210 Roddy White, vs. Atl. (10/11/09)

202 Paul Flatley, vs. Min. (10/24/65)

Touchdowns

4 Isaac Bruce, at StL (10/10/99)

4 Ahmad Rashad, at Min. (9/2/79)

4 Harlon Hill, vs. Chi. (10/31/54)

Long

96t Billy Grimes, vs. GB (12/10/50)

INTERCEPTIONS

Interceptions

3 Bill Simpson, vs. LA Rams (11/20/77)

3 Gene Howard, at LA Rams (11/21/71)

3 Roy Winston, vs. Min. (10/25/64)

3 Jerry Richardson, at LAN (10/18/64)

3 Donald Doll, at Det. (10/8/50)

Yards

107 Aaron Martin, at LA Rams (10/18/64)

101 Tom Pridemore, at Atl. (9/20/81)

Long

101t Tom Pridemore, at Atl. (9/20/81)

SACKS

Sacks

4.5 Kevin Greene, vs. LA Rams (12/18/88)

3.0 13 Players

PUNTING

Punts

12 Wilbur Summers, vs. Det. (10/23/77)

12 Rusty Jackson, vs. LA Rams (11/21/76)

Average

58.5 Reggie Roby, at Mia. (9/28/86) (min. 4 pts)

Long

90 Don Chandler, at GB (10/10/65)

PUNT RETURNS

Returns

8 Rolland Lawrence, vs. Atl. (10/9/77)

7 Nate Burleson, at Sea. (12/6/09)

7 Alvin Pearman, at Jac. (12/18/05)

7 J.T. Smith, at Phx. (11/6/88)

7 Robbie Martin, vs. Ind. (10/5/86)

7 LeRoy Irvin, vs. LA Rams (10/25/81)

7 Roland Lawrence, vs. Atl. (10/23/76)

Yards

184 Tom Watkins, at Det. (10/6/63)

Long

90t Tom Watkins, at Det. (10/6/63)

KICKOFF RETURNS

Returns

9 Ahmad Merritt, vs. Chi. (9/7/03)

9 Eric Metcalf, vs. Atl. (9/29/96)

Yards

222 Leon Washington, vs. Sea. (12/12/10)

208 Ron Smith, at Chi. (11/19/72)

Long

101 Percy Harvin, at Min. (9/27/09)

101 Mel Gray, vs. NO (9/21/86)

49ERS SINGLE-SEASON TEAM RECORDS

SCORING

Most Points Scored

505 (1994, 16 games)
479 (1998, 16 games)
475 (1984, 16 games)

Highest Average

31.6 (1994, 16 games)
31.0 (1953, 12 games)
30.6 (1987, 15 games)

Fewest Points Scored

198 (1963, 14 games)
208 (1960, 12 games)
209 (1982, 9 games)
213 (1950, 12 games)

Lowest Average

13.7 (2007, 16 games)
13.7 (1978, 16 games)
14.1 (1963, 14 games)

TOUCHDOWNS

Most Scored

66 (1994, 16 games)
61 (1998, 16 games)
(1993, 16 games)
59 (1987, 16 games)

Fewest Scored

21 (1960, 12 games)
23 (2005, 16 games)

Most Allowed

54 (2004, 16 games)
54 (1979, 16 games)
53 (1999, 16 games)

Fewest Allowed

23 (2011, 16 games)
23 (1971, 14 games)
24 (1984, 16 games)
24 (1982, 9 games)
24 (1951, 12 games)

Most by Rushing

24 (1979, 16 games)
(1955, 12 games)
23 (1956, 12 games)

Most by Passing

36 (1999, 16 games)
29 (1980, 16 games)
28 (2005, 16 games)

KICKING

Most Field Goals Made

44 (2011, 16 games)
32 (2013, 16 games)
30 (1996, 16 games)
29 (2012, 16 games)
(2008, 16 games)
(2006, 16 games)
(1997, 16 games)
(1989, 16 games)

Most PATs Made

60 (1994, 16 games)
59 (1993, 16 games)
56 (1984, 16 games)

RUSHING

Most Attempts

585 (1978, 16 games)
576 (1976, 14 games)
564 (1977, 14 games)

Most Yards Gained

2,544 (1998, 16 games)
2,523 (1988, 16 games)
2,498 (1954, 12 games)

Highest Average

5.7 (1954, 12 games)
5.2 (1998, 16 games)
5.1 (2012, 16 games)

Most Touchdowns

28 (1954, 12 games)
27 (1961, 14 games)
26 (1993, 16 games)
26 (1953, 12 games)

PASSING

Most Attempts

644 (1995, 16 games)
602 (1979, 16 games)
597 (1980, 16 games)
583 (2000, 16 games)
583 (1990, 16 games)

Most Completions

432 (1995, 16 games)
366 (2000, 16 games)
363 (1980, 16 games)
361 (1979, 16 games)
360 (1990, 16 games)

Highest Completion Pct.

70.3 (1994, 16 games)
70.2 (1989, 16 games)
67.6 (1993, 16 games)
67.1 (1995, 16 games)
66.5 (1992, 16 games)

Most Yds Gained (Gross)

4,779 (1995, 16 games)
4,584 (1989, 16 games)
4,510 (1998, 16 games)
4,480 (1993, 16 games)
4,400 (2000, 16 games)

Most Touchdowns

44 (1987, 16 games)
41 (1998, 16 games)
37 (1994, 16 games)
35 (1965, 14 games)
35 (1989, 16 games)

Highest Avg. Gain Per Att.

9.49 (1989, 16 games)
8.84 (1961, 14 games)
8.55 (1993, 16 games)

TOTAL NET YARDS

Most Yards Gained

6,800 (1998, 16 games)
6,435 (1993, 16 games)
6,366 (1984, 16 games)
6,268 (1989, 16 games)
6,195 (1992, 16 games)

FIRST DOWNS

Most First Downs

381 (1998, 16 games)
372 (1993, 16 games)
362 (1994, 16 games)
357 (1987, 15 games)
356 (1984, 16 games)

Most by Rushing

141 (2002, 16 games)
141 (1988, 16 games)
138 (1984, 16 games)

Most by Passing

231 (1995, 16 games)
223 (1998, 16 games)
213 (1986, 16 games)

Most by Penalty

34 (2014, 16 games)
34 (1978, 16 games)
31 (2011, 16 games)
30 (1994, 16 games)

FUMBLES

Most Opp. Fumbles Recovered

27 (1978, 16 games)
22 (1959, 12 games)
21 (1981, 16 games)
21 (1950, 12 games)

INTERCEPTIONS

Most Thrown

36 (1978, 16 games)
29 (1958, 12 games)
28 (1974, 14 games)
28 (1955, 12 games)

Most Intercepted

39 (1986, 16 games)
33 (1951, 12 games)
27 (1981, 16 games)

PENALTIES

Most Penalties

134 (2000, 16 games)
133 (1998, 16 games)
120 (1999, 16 games)

Most Yards Penalized

1,156 (1998, 16 games)
1,135 (2000, 16 games)
1,045 (1999, 16 games)

QUARTERBACK SACKS

Most Sacks Recorded

61 (1976, 14 games)
60 (1985, 16 games)
57 (1983, 16 games)
54 (1997, 16 games)

Most Sacks Allowed

55 (2008, 16 games)
55 (2007, 16 games)
53 (1998, 16 games)

Fewest Sacks Allowed

20 (1982, 9 games)
22 (2002, 16 games)
24 (1991, 16 games)

Best Season, Win Percentage

.938 – 1984

Best Season, Win Total

Won 15, Lost 1 – 1984

Worst Season, Win Percentage

.125 – 1978, 1979, 2004

Longest Winning Streak

15 – 11/27/89 to 11/18/90

Longest Winning Streak at Home

19 – 12/23/96 to 10/3/99

Longest Losing Streak at Home

7 – 10/28/62 to 9/22/63

Longest Winning Streak on Road

18 – 11/27/88 to 12/30/90

Longest Losing Streak on Road

18 – 12/4/77 to 12/16/79

Longest Losing Streak

13 – 9/18/16 to present

Most Consecutive Wins to Start Season

10 – 1990

Most Consecutive Wins to End Season

9 – 1984

Most Consecutive Losses to Start Season

7 – 1979

Most Consecutive Losses to End Season

5 – 1963

Total Shutouts by 49ers

29 – Last at NYJ (9/30/12)

Most Shutouts in a Season

3 – 2001

Most Consecutive Games Scored Points

420 – 10/16/77 to 9/19/04

Largest Comeback Victory

38–35 (OT) victory vs. New Orleans at Candlestick Park, December 7, 1980 (came back from 35–7 deficit in 2nd qtr.)

49ERS SINGLE-GAME TEAM RECORDS

SCORING

Most Points Scored

56 vs. Atl. (10/18/92)
55 at Det. (12/19/93)
52 vs. Chi. (12/23/91)
52 vs. Chi. (12/19/65)
51 vs. Min. (12/8/84)

Most Points Allowed

61 at Chi. (12/12/65)
59 at Dal. (10/12/80)
56 vs. LAN (11/9/58)

Most Points by Both Teams

83 49ers 41, Vikings 42 (at SF), 10/24/65
81 49ers 20, Bears 61 (at Chi.), 12/12/65
81 49ers 38, Saints 43 (at NO), 11/23/69

Most Points Scored in 1st Quarter

27 vs. GB (12/7/58)
21 (Several times) Last: vs. Min. (12/18/95)

Most Points Allowed in 1st Quarter

24 at Chi. (10/29/06)

Most Points Scored in 2nd Quarter

28 at Min. (9/8/83)
28 vs. LA Rams (10/28/51)
24 (Several times) Last: vs. Atl. (12/4/94)

Most Points Allowed in 2nd Quarter

28 at Min. (9/29/63)
27 at NYG (10/14/79)

Most Points Scored in 1st Half

42 vs. Atl. (10/18/92)
41 at Min. (9/8/83)
38 vs. LA Rams (10/28/51)

Most Points Allowed in 1st Half

41 at Chi. (10/29/06)
38 at Dal. (10/12/80)

Most Points Scored in 3rd Quarter

21 vs. Arz. (1/2/11)
21 at NO (9/4/88)
21 at StL (9/18/83)
21 vs. Hou. (12/13/81)
21 vs. NO (10/21/73)

Most Points Allowed in 3rd Quarter

24 vs. StL (10/6/74)
21 (Several times) Last: at Ten. (11/27/05)

Most Points Scored in 4th Quarter

28 vs. Chi. (12/22/91)
28 at Phi. (9/24/89)
28 at LA Rams (10/23/83)

Most Points Allowed in 4th Quarter

28 at StL (12/30/02)
24 at NE (12/16/12)
23 vs. Phi. (10/12/08)

Most Points Scored in 2nd Half

35 vs. Atl. (9/15/85)
31 at LA Rams (10/23/83)
30 vs. NO (10/21/73)

Most Points Allowed in 2nd Half

36 at NO (11/23/69)
35 at Jac. (9/12/99)

Most Decisive Victory

49 49ers 49 at Lions 0, 10/1/61

Most Decisive Loss

45 Cowboys 59 vs. 49ers 14, 10/12/80

TOUCHDOWNS

Most Scored

8 vs. Atl. (10/18/92)
7 vs. Arz. (12/7/03)
7 at Det. (12/19/93)
7 vs. Chi. (12/23/91)
7 vs. LA Rams (12/27/87)
7 at Atl. (10/29/72)
7 vs. Chi. (9/19/65)
7 at Det. (10/1/61)
7 vs. GB (12/7/58)
7 vs. Dal. Texans (10/26/52)

Most Allowed

9 at Chi. (12/12/65)
8 at Dal. (10/12/80)
8 at LA Rams (11/9/58)

Most Scored by Rushing

6 at Det. (10/1/61)

Most Allowed by Rushing

5 at Chi. (12/12/65)
5 vs. Chi. (10/28/56)
5 vs. Cle. (10/2/55)

Most Scored by Passing

6 at Atl. (10/14/90)

Most Allowed by Passing

5 (6 times) Last: at Phi. (9/18/05)

KICKING

Most Field Goals Made

6 vs. Atl. (9/29/96)
6 at NO (10/16/83)

Most Field Goals Allowed

6 vs. Arz. (10/2/05), Mex. City

NET YARDS

Most Yards Gained

621 vs. Buf. (10/7/12) (311 rush, 310 pass)
598 vs. Buf. (9/13/92) (159 rush, 439 pass)
597 vs. Bal. (12/13/53) (252 rush, 345 pass)
590 vs. Atl. (10/18/92) (191 rush, 399 pass)

Most Yards Allowed

584 at Chi. (12/12/65) (183 rush, 401 pass)
583 at Phi. (9/18/05) (140 rush, 443 pass)
577 vs. LA Rams (11/9/58) (324 rush, 253 pass)

Fewest Yards Gained

61 at Det. (10/6/63) (71 rush, -10 pass)
81 vs. GB (12/10/60) (71 rush, 10 pass)
88 vs. LA Rams (11/21/76) (70 rush, 18 pass)

Fewest Yards Allowed

44 vs. Atl. (10/23/76) (83 rush, -39 pass)
65 at Det. (10/12/52) (40 rush, 25 pass)
82 vs. NO (10/21/73) (97 rush, -15 pass)

FIRST DOWNS

Most First Downs

36 vs. Ind. (10/18/98)
33 vs. Hou. (11/8/87)
32 vs. LA Rams (11/20/94)

Most First Downs Allowed

32 at NE (12/16/12)
32 at StL (9/17/00)

Fewest First Downs

3 vs. Bal. (11/22/59)
5 at Bal. (10/13/63)

Fewest First Downs Allowed

2 vs. NO (10/21/73)
4 at Det. (10/12/52)

Most by Rushing

21 vs. Det. (12/14/98)
20 at Min. (10/15/61)

Fewest by Rushing

0 at Min. (12/14/69)
0 at Bal. (10/13/63)

Most Allowed by Rushing

19 at GB (10/11/59)

Fewest Allowed by Rushing

0 (8 times) Last: at StL (9/26/13)

Most by Passing

24 at Cin. (12/5/99)
24 at Atl. (10/14/90)

Most Allowed by Passing

25 at NYJ (9/21/80)
23 vs. Dal. (11/10/63)

Fewest by Passing

1 (6 times) Last: vs. TB (10/30/05)

Fewest Allowed by Passing

0 vs. NO (10/21/73)
0 vs. LA Rams (10/10/71)

Most by Penalty

8 at NO (10/11/98)

Most Allowed by Penalty

8 vs. Oak. (10/8/00)

RUSHING

Most Attempts

59 at Min. (12/4/77)
56 vs. Det. (10/25/63)
56 at GB (Milw.) (10/10/54)
56 vs. Bal. (10/29/50)

Most Attempts Allowed

62 at Chi. (11/19/50)
59 at Dal. (10/12/80)

Fewest Attempts

10 at GB (11/22/09)

Most Yards Gained

355 vs. SD (12/20/14)
328 vs. Det. (12/14/98)
324 at Min. (10/15/61)

Most Yards Allowed

324 at LA Rams (11/9/58)

Fewest Yards Gained

5 vs. Hou. (12/7/75)
12 at Min. (12/14/69)

Fewest Yards Allowed

7 at Arz. (10/29/12)
7 at NO (10/1/72)

49ERS SINGLE-GAME TEAM RECORDS

PASSING

Most Attempts

63 vs. Phi. (11/25/02)
60 at Was. (12/17/86)
57 vs. Arz. (10/10/04)
57 at Atl. (10/6/85)

Most Attempts Allowed

65 at NE (12/16/12)
61 at GB (10/14/96)
60 at NYJ (9/21/80)
58 vs. NYJ (9/6/98)
58 at Mia. (9/28/86)
58 at Was. (12/1/85)

Fewest Attempts

8 vs. NO (11/27/77)
8 vs. Min. (11/29/76)
12 at Atl. (11/6/77)
12 at GB (9/12/76)
12 vs. LAN (10/28/51)

Fewest Attempts Allowed

4 vs. NO (10/15/78)
6 at NYG (10/16/77)
7 at NO (11/13/77)

Most Completions

38 vs. Arz. (10/10/04)
37 at Atl. (10/6/85)
36 at Dal. (12/8/02)
36 vs. Phi. (11/25/02)
36 vs. Chi. (12/17/00)

Most Completions Allowed

42 at NYJ (11/21/80)
37 vs. Atl. (12/23/13)
36 at NE (12/16/12)
35 at Arz. (11/25/07)
35 at LA Rams (10/27/85)
35 at Mia. (9/28/86)

Fewest Completions

1 at Chi. (11/13/05)
3 vs. Min. (11/29/76)
4 vs. Pit. (9/19/77)

Fewest Completions Allowed

2 vs. NO (10/15/78)
2 at NYG (10/16/77)
2 vs. LA Rams (10/10/71)

Most Yards Gained (gross)

488 at LA Rams (11/29/93)
476 at Atl. (10/14/90)
458 at LA Rams (12/11/89)

Most Yards Allowed (gross)

486 at Arz. (11/25/07)
471 vs. Was. (12/26/99)
460 vs. Dal. (11/10/63)

Fewest Yards Gained (gross)

28 at Chi. (11/13/05)
32 vs. Min. (11/29/76)
33 at LAN (11/4/51)
34 vs. GB (12/10/60)

Fewest Yards Allowed (gross)

13 vs. Chi. (9/16/62)
13 vs. LA Rams (10/10/71)
17 vs. NO (10/21/73)
31 vs. NO (10/15/78)

PENALTIES

Most Penalties

22 at Buf. (10/4/98)
16 at Atl. (1/3/00)
15 at Det. (10/16/11)
15 vs. Car. (12/8/96)
15 at Was. (11/17/86)

Most Penalties by Opponent

17 at Atl. (11/5/78)

Fewest Penalties

0 (3 times) Last: at NO (1/6/02)

Fewest Penalties by Opponent

0 (5 times) Last: at Bal. (10/26/69)

Most Yards Penalized

178 at Buf. (10/4/98)
177 at LA Rams (9/18/94)
168 at StL (10/24/71)

Most Yards Opponent Penalized

165 at Min. (10/13/66)
136 at LA Rams (10/8/78)
135 vs. StL (11/14/10)
133 vs. Cin. (10/1/78)

Fewest Yards Penalized

0 (3 times) Last: at NO (1/6/02)

Fewest Yards Opponent Penalized

0 (5 times) Last: at Bal. (10/26/69)

FUMBLES

Most Committed

10 at Det. (12/17/78)

Most Lost

6 at Min. (10/15/61)
6 at Cle. (11/12/50)

Most Committed by Opponent

8 vs. Min. (10/24/65)
8 at NYG (12/1/57)

Most Lost by Opponent

6 at NYG (12/1/57)

INTERCEPTIONS

Most Intercepted

7 at TB (9/7/86)
6 vs. NO (9/14/97)
6 vs. NE (11/30/80)
6 at Chi. (10/17/54)
6 vs. LA Rams (10/28/51)

Most Thrown

7 at LA Rams (10/18/64)
6 vs. Bal. (12/5/59)
6 at Det. (11/4/73)

Most Interception Yards

171 vs. StL (11/26/95)
163 at GB (10/26/86)

Most Interception Yards by Opponent

314 at LA Rams (10/18/64)
147 vs. Was. (12/18/04)

TURNOVERS

Most Forced by Defense

9 at Oak. (12/20/70), 4 FRs, 5 INTs
8 vs. NO (9/14/97), 2 FRs, 6 INTs
8 vs. Cin. (10/1/78), 3 FRs, 5 INTs
8 at Chi. (10/17/54), 2 FRs, 6 INTs

Most Committed

10 at Dal. (10/12/80), 5 FRs, 5 INTs
9 at Cle. (11/12/50), 6 FRs, 3 INTs

PUNTS

Most Punts

11 vs. LA Rams (11/21/76)
11 at Chi. (10/17/54)

Most Punts by Opponent

12 vs. Det. (10/23/77)
12 vs. LA Rams (11/21/76)

Fewest Punts

0 (7 times) Last at Det. (12/19/93)

Fewest Punts by Opponent

0 (2 times) Last: at NO (10/20/02)

PUNT RETURNS

Most Punt Returns

9 vs. NO (10/17/76)
9 at Atl. (10/29/72)
8 (6 times) Last: vs. StL (11/21/82)

Most Punt Returns by Opponent

9 at Det. (10/6/63)
9 vs. Atl. (10/9/77)

Most Punt Return Yards

146 vs. Phi. (9/27/59)
141 vs. NO (10/17/76)
137 vs. LAN (1/2/83)

Most Punt Return Yards by Opponent

231 at Det. (10/6/63)
166 vs. LA Rams (10/25/81)

KICKOFF RETURNS

Most Kickoff Returns

10 vs. SD (10/15/06)
9 (6 times): Last vs. Phi. (10/12/08)

Most Kickoff Returns by Opponent

10 vs. Atl. (9/29/96)
9 (6 times) Last vs. Chi. (9/7/03)

Most Kickoff Return Yards

256 at Det. (11/14/54)
248 at Det. (9/23/62)

Most Kickoff Return Yards by Opponent

260 at Dal. (11/11/65)
233 vs. NO (9/21/86)

SACKS

Most Sacks Made

10 vs. NYG (11/23/80)
10 at LA Rams (10/11/76)
10 vs. LA Rams (12/6/64)

Most Sacks Allowed

9 at Cle. (12/13/15)
9 at Bal. (11/24/11)
9 at GB (11/1/98)
9 vs. LA Rams (12/18/88)

ALL-TIME TEAM HIGHS AND LOWS

49ERS HIGHS			CATEGORY	49ERS LOWS		
56	vs. Atl.	10/18/92	POINTS	0	(13 times) last vs. TB	11/21/10
8	vs. Atl.	10/18/92	TOUCHDOWNS	0	last at Chi.	12/4/16
6	at Det.	10/1/61	RUSHING TOUCHDOWNS	0	last at Atl.	12/18/16
6	at Atl.	10/14/90	PASSING TOUCHDOWNS	0	last at Chi.	12/4/16
6	last vs. Arz.	11/20/11	FIELD GOALS ATTEMPTED	0	last at LA	12/23/16
6	last vs. Atl.	9/29/96	FIELD GOALS MADE	0	last at LA	12/23/16
36	vs. Ind.	10/18/98	TOTAL FIRST DOWNS	3	vs. Bal.	11/22/59
21	vs. Det.	12/14/98	RUSHING FIRST DOWNS	0	last at Min.	12/14/69
24	(2 times) last at Cin.	12/5/99	PASSING FIRST DOWNS	1	(6 times) last vs. TB	10/30/05
621	vs. Buf.	10/7/12	TOTAL NET YARDS	61	at Det.	10/6/63
59	at Min.	12/4/77	RUSHING ATTEMPTS	10	at GB	11/22/09
355	vs. SD	12/20/14	NET RUSHING YARDS	5	vs. Hou.	12/7/75
475	at LA Rams	11/29/93	NET YARDS PASSING	-10	at Det.	10/6/63
9	(4 times) last at Cle.	12/13/15	QB SACKS ALLOWED	0	last at Sea.	9/25/16
488	at LA Rams	11/29/93	GROSS YARDS PASSING	28	at Chi.	11/13/05
63	vs. Phi.	11/25/02	PASS ATTEMPTS	8	(2 times) last vs. NO	11/27/77
38	vs. Arz.	10/10/04	PASS COMPLETIONS	1	at Chi.	11/13/05
7	at LA Rams	10/18/64	INTERCEPTIONS THROWN	0	last at Atl.	12/18/16
9	at Oak.	12/20/70	TOTAL TAKEAWAYS	0	last at Mia.	11/27/16
10	at Det.	12/17/78	FUMBLES BY	0	last vs. NYJ	12/11/16
6	at Min.	10/15/61	FUMBLES LOST	0	last vs. NYJ	12/11/16
11	(2 times) last vs. LAN	11/21/76	PUNTS	0	(7 times) last at Det.	12/19/93
61.0	at Cle.	9/13/93	PUNTING AVERAGE	0	(7 times) last at Det.	12/19/93
22	at Buf.	10/4/98	PENALTIES	0	(3 times) last at NO	1/6/02
178	at Buf.	10/4/98	YARDS PENALIZED	0	(3 times) last at NO	1/6/02
OPPONENT'S HIGHS			CATEGORY	OPPONENT'S LOWS		
61	at Chi.	12/12/65	POINTS	0	(30 times) last vs. LA	9/12/16
9	at Chi.	12/12/65	TOUCHDOWNS	0	(92 times) last vs. LA	9/12/16
5	(3 times) last at Chi.	12/12/65	RUSHING TOUCHDOWNS	0	last vs. NE	11/20/16
5	(6 times) last at Phi.	9/18/05	PASSING TOUCHDOWNS	0	last at Chi.	12/4/16
7	vs. NO	10/25/87	FIELD GOALS ATTEMPTED	0	last at LA	12/23/16
6	at Arz.	10/2/05	FIELD GOALS MADE	0	last at LA	12/23/16
32	at StL	9/17/00	TOTAL FIRST DOWNS	2	vs. NO	10/21/73
19	at GB	10/11/59	RUSHING FIRST DOWNS	0	(8 times) last at StL	9/26/13
25	at NYJ	9/21/80	PASSING FIRST DOWNS	0	(2 times) last vs. NO	10/21/73
584	at Chi.	12/12/65	TOTAL NET YARDS	44	vs. Atl.	10/23/76
62	vs. Chi.	9/24/50	RUSHING ATTEMPTS	8	vs. StL	11/2/03
324	at LA Rams	11/9/58	NET RUSHING YARDS	7	(2 times) last at Arz.	10/29/12
456	at Arz.	11/25/07	NET YARDS PASSING	-39	vs. Atl.	10/23/76
10	(3 times) last vs. NYG	11/23/80	QB SACKS ALLOWED	0	last vs. NO	11/6/16
486	at Arz.	11/25/07	GROSS YARDS PASSING	13	(2 times) last vs. LAN	10/10/71
65	at NE	12/16/12	PASS ATTEMPTS	4	vs. NO	10/15/78
42	vs. NYJ	9/21/80	PASS COMPLETIONS	2	(3x) vs. NO	10/15/78
7	at TB	9/7/86	INTERCEPTIONS THROWN	0	last at Atl.	12/18/16
10	at Dal.	10/12/80	TOTAL TAKEAWAYS	0	last vs. NE	11/20/16
8	(2 times) last vs. Min.	10/24/65	FUMBLES BY	0	last vs. NYJ	12/11/16
6	at NYG	12/1/57	FUMBLES LOST	0	last at LA	12/23/16
12	(2 times) last vs. Det.	10/23/77	PUNTS	0	(2 times) last at NO	10/20/02
62.0	at GB	10/21/62	PUNTING AVERAGE	21.0	at Bal.	10/1/67
17	at Atl.	11/5/78	PENALTIES	0	(5 times) last at Bal.	10/26/69
165	at Min.	10/13/66	YARDS PENALIZED	0	(5 times) last at Bal.	10/26/69

49ERS POSTSEASON HISTORY

Overall Playoff Record: 31–21

Home: 21–9

Away: 5–11

Neutral Site: 5–1

Super Bowl Championships: (5) 1981, 1984, 1988, 1989, 1994

Date	Game	Winner	Loser	Score	Site	Head Coach
1949 Season						
Dec. 4, 1949	First Round	49ers	N.Y. Yanks	17–7	Kezar Stadium	Lawrence T. Shaw
Dec. 11, 1949	AAFC Championship	Cleveland	49ers	21–7	Cleveland Municipal Stadium	Lawrence T. Shaw
1957 Season						
Dec. 22, 1957	Playoff Game	Detroit	49ers	31–27	Kezar Stadium	Frankie Albert
1970 Season						
Dec. 27, 1970	NFC Divisional	49ers	Minnesota	17–14	Metropolitan Stadium	Dick Nolan
Jan. 3, 1971	NFC Championship	Dallas	49ers	17–10	Kezar Stadium	Dick Nolan
1971 Season						
Dec. 26, 1971	NFC Divisional	49ers	Washington	24–20	Candlestick Park	Dick Nolan
Jan. 2, 1972	NFC Championship	Dallas	49ers	14–3	Texas Stadium	Dick Nolan
1972 Season						
Dec. 23, 1972	NFC Divisional	Dallas	49ers	30–28	Candlestick Park	Dick Nolan
1981 Season						
Jan. 3, 1982	NFC Divisional	49ers	N.Y. Giants	38–24	Candlestick Park	Bill Walsh
Jan. 10, 1982	NFC Championship	49ers	Dallas	28–27	Candlestick Park	Bill Walsh
Jan. 24, 1982	Super Bowl XVI	49ers	Cincinnati	26–21	Pontiac Silverdome	Bill Walsh
1983 Season						
Dec. 31, 1983	NFC Divisional	49ers	Detroit	24–23	Candlestick Park	Bill Walsh
Jan. 8, 1984	NFC Championship	Washington	49ers	24–21	RFK Stadium	Bill Walsh
1984 Season						
Dec. 29, 1984	NFC Divisional	49ers	N.Y. Giants	21–10	Candlestick Park	Bill Walsh
Jan. 6, 1985	NFC Championship	49ers	Chicago	23–0	Candlestick Park	Bill Walsh
Jan. 20, 1985	Super Bowl XIX	49ers	Miami	38–16	Stanford Stadium	Bill Walsh
1985 Season						
Dec. 29, 1985	NFC Wild Card	N.Y. Giants	49ers	17–3	Giants Stadium	Bill Walsh
1986 Season						
Jan. 4, 1987	NFC Divisional	N.Y. Giants	49ers	49–3	Giants Stadium	Bill Walsh
1987 Season						
Jan. 9, 1988	NFC Divisional	Minnesota	49ers	36–24	Candlestick Park	Bill Walsh
1988 Season						
Jan. 1, 1989	NFC Divisional	49ers	Minnesota	34–9	Candlestick Park	Bill Walsh
Jan. 8, 1989	NFC Championship	49ers	Chicago	28–3	Soldier Field	Bill Walsh
Jan. 22, 1989	Super Bowl XXIII	49ers	Cincinnati	20–16	Joe Robbie Stadium	Bill Walsh
1989 Season						
Jan. 6, 1990	NFC Divisional	49ers	Minnesota	41–13	Candlestick Park	George Seifert
Jan. 14, 1990	NFC Championship	49ers	L.A. Rams	30–3	Candlestick Park	George Seifert
Jan. 28, 1990	Super Bowl XXIV	49ers	Denver	55–10	LA Superdome	George Seifert
1990 Season						
Jan. 12, 1991	NFC Divisional	49ers	Washington	28–10	Candlestick Park	George Seifert
Jan. 20, 1991	NFC Championship	N.Y. Giants	49ers	15–13	Candlestick Park	George Seifert
1992 Season						
Jan. 9, 1993	NFC Divisional	49ers	Washington	20–13	Candlestick Park	George Seifert
Jan. 17, 1993	NFC Championship	Dallas	49ers	30–20	Candlestick Park	George Seifert
1993 Season						
Jan. 15, 1994	NFC Divisional	49ers	N.Y. Giants	44–3	Candlestick Park	George Seifert
Jan. 23, 1994	NFC Championship	Dallas	49ers	38–21	Texas Stadium	George Seifert
1994 Season						
Jan. 7, 1995	NFC Divisional	49ers	Chicago	44–15	Candlestick Park	George Seifert
Jan. 15, 1995	NFC Championship	49ers	Dallas	38–28	Candlestick Park	George Seifert
Jan. 29, 1995	Super Bowl XXIX	49ers	San Diego	49–26	Joe Robbie Stadium	George Seifert
1995 Season						
Jan. 6, 1996	NFC Divisional	Green Bay	49ers	27–17	3Com Park	George Seifert
1996 Season						
Dec. 29, 1996	NFC Wild Card	49ers	Philadelphia	14–0	3Com Park	George Seifert
Jan. 4, 1997	NFC Divisional	Green Bay	49ers	35–14	Lambeau Field	George Seifert

49ERS POSTSEASON HISTORY (CONT.)

Date	Game	Winner	Loser	Score	Site	Head Coach
1997 Season						
Jan. 3, 1998	NFC Divisional	49ers	Minnesota	38–22	3Com Park	Steve Mariucci
Jan. 11, 1998	NFC Championship	Green Bay	49ers	23–10	3Com Park	Steve Mariucci
1998 Season						
Jan. 3, 1999	NFC Wild Card	49ers	Green Bay	30–27	3Com Park	Steve Mariucci
Jan. 9, 1999	NFC Divisional	Atlanta	49ers	20–18	Georgia Dome	Steve Mariucci
2001 Season						
Jan. 13, 2002	NFC Wild Card	Green Bay	49ers	25–15	Lambeau Field	Steve Mariucci
2002 Season						
Jan. 5, 2003	NFC Wild Card	49ers	N.Y. Giants	39–38	3Com Park	Steve Mariucci
Jan. 12, 2003	NFC Divisional	Tampa Bay	49ers	31–6	Raymond James Stadium	Steve Mariucci
2011 Season						
Jan. 14, 2012	NFC Divisional	49ers	New Orleans	36–32	Candlestick Park	Jim Harbaugh
Jan. 22, 2012	NFC Championship	N.Y. Giants	49ers	20–17 (OT)	Candlestick Park	Jim Harbaugh
2012 Season						
Jan. 12, 2013	NFC Divisional	49ers	Green Bay	45–31	Candlestick Park	Jim Harbaugh
Jan. 20, 2013	NFC Championship	49ers	Atlanta	28–24	Georgia Dome	Jim Harbaugh
Feb. 3, 2013	Super Bowl XLVII	Baltimore	49ers	34–31	Mercedes-Benz Superdome	Jim Harbaugh
2013 Season						
Jan. 5, 2014	NFC Wild Card	49ers	Green Bay	23–20	Lambeau Field	Jim Harbaugh
Jan. 12, 2014	NFC Divisional	49ers	Carolina	23–10	Bank of America Stadium	Jim Harbaugh
Jan. 19, 2014	NFC Championship	Seattle	49ers	23–17	CenturyLink Field	Jim Harbaugh

49ERS PLAYOFF RECORD VS. OPPONENT

Chicago	3–0	1.000	Philadelphia	1–0	1.000	Detroit	1–1	.500
Cincinnati	2–0	1.000	San Diego	1–0	1.000	Green Bay	3–4	.429
Carolina	1–0	1.000	New Orleans	1–0	1.000	Dallas	2–5	.400
Denver	1–0	1.000	Minnesota	4–1	.800	Baltimore	0–1	.000
L.A. Rams	1–0	1.000	Washington	3–1	.750	Cleveland	0–1	.000
Miami	1–0	1.000	Atlanta	1–1	.500	Seattle	0–1	.000
N.Y. Yanks	1–0	1.000	N.Y. Giants	4–4	.500	Tampa Bay	0–1	.000

THE 49ERS PLAYOFF RECORD WHEN...

22–1	Winning the turnover battle	10–3	Rushing for 150 yards—or—more
4–19	Losing the turnover battle	2–12	Rushing for less than 100 yards
3–0	Tying the turnover battle	22–2	Rushing 30 times—or—more
7–0	Committing no turnovers	9–2	Opponents pass for 300 yards—or—more
24–4	Leading at halftime	15–11	Opponents pass for 250 yards—or—less
5–12	Trailing at halftime	9–17	Opponents rush for 100 yards—or—more
1–3	Tied at halftime	20–3	Opponents rush for less than 100 yards
27–5	Leading after three quarters	6–15	Opponents rush 30 times—or—more
3–15	Trailing after three quarters	26–13	Playing on grass
18–6	Scoring first	4–7	Playing on turf
28–8	Scoring 20—or—more points	21–10	Playing at home
17–2	Holding opponents under 17 points	5–10	Playing on the road
8–4	Passing for 300 yards—or—more	12–8	Decided by touchdown—or—less
19–11	Passing for 250 yards—or—less	0–1	Game goes into overtime
27–7	Rushing for 100 yards—or—more		

49ERS INDIVIDUAL PLAYOFF RECORDS - SERVICE & SCORING

SERVICE

Player	Games	Starts
1. Jerry Rice (WR)	23	23
2. Jesse Sapolu (C/G)	22	19
4. Brent Jones (TE)	21	19
5. Steve Young (QB)	20	14
6. Harris Barton (T)	19	19
Ronnie Lott (S)	19	19
Joe Montana (QB)	19	19

MOST TOUCHDOWNS, Career

Player	Games	TDs
1. Jerry Rice (WR)	23	19
2. Ricky Watters (RB)	7	10
3. Roger Craig (RB)	16	9

MOST TOUCHDOWNS, Game (Non-QB)

Player	Game	TDs
1. Ricky Watters (RB)	vs. NYG (1/15/94), NFC-D	5
2. Roger Craig (RB)	Mia. (1/20/85), SB	3
William Floyd (FB)	Chi. (1/7/95), NFC-D	3
Jerry Rice (WR)	Min. (1/1/89), NFC-D	3
Jerry Rice (WR)	SD (1/29/95), SB	3
Jerry Rice (WR)	Den. (1/28/90), SB	3
Larry Schreiber (RB)	Dal. (12/23/72), NFC-D	3
Ricky Watters (RB)	SD (1/29/95), SB	3

MOST POINTS, Career

Player	Years	Gms	TDs	Rsh	Rec	Ret	2-pt	PAT	FG	Pts
1. Jerry Rice (WR)	1985-2000	23	19	0	19	0	0	0/0	0/0	114
2. Mike Cofer (K)	1988-93	12	0	0	0	0	0	42/46	12/19	78
3. Ray Wersching (K)	1977-87	11	0	0	0	0	0	30/30	13/22	69
4. Ricky Watters (RB)	1991-94	7	10	7	3	0	0	0/0	0/0	60
5. Roger Craig (RB)	1983-90	15	9	7	2	0	0	0/0	0/0	54

MOST POINTS, Game

Player	Game	Points
1. Ricky Watters (RB)	vs. NYG (1/15/94), NFC-D - 5 TDs	30
2. Jerry Rice (WR)	vs. SD (1/29/95), SB - 3 TDs	18
Ricky Watters (RB)	vs. SD (1/29/95), SB - 3 TDs	18
William Floyd (FB)	vs. Chi. (1/7/95), NFC-D - 3 TDs	18
Jerry Rice (WR)	vs. Den. (1/28/90), SB - 3 TDs	18
Jerry Rice (WR)	vs. Min. (1/1/89), NFC-D - 3 TDs	18
Roger Craig (RB)	vs. Mia. (1/20/85), SB - 3 TDs	18
Larry Schreiber (RB)	vs. Dal. (12/23/72), NFC-D - 3 TDs	18

MOST PATs, Career

Player	PATs
1. Mike Cofer (12 games).....	42
2. Ray Wersching (11 games).....	30
3. David Akers (5 games)	17
Doug Brien (3 games)	17

MOST PATs, Game

Player	PATs
1. Doug Brien.....	7
vs. SD (1/29/95), SB	
Mike Cofer	7
vs. Den. (1/28/90), SB	
3. David Akers	6
vs. GB (1/12/13), NFC-D	

MOST FGs Made, Career

Player	FGM
1. Ray Wersching (11 games).....	13
2. Mike Cofer (12 games).....	12
3. David Akers (5 games)	8

MOST FGs Made, Game

Player	FGM
1. Ray Wersching (11 games).....	4
vs. Cin. (1/24/82), SB	
2. Phil Dawson and 4 players	3
Last at Car. (1/12/14), NFC-D	

MOST FGs Attempted, Career

Player	FGA
1. Ray Wersching (11 games).....	20
2. Mike Cofer (12 games).....	19
3. David Akers (5 games)	9

MOST FGs Attempted, Game

Player	FGA
1. Mike Cofer.....	4
vs. LA Rams (1/14/90), NFC-CG	
vs. Cin. (1/22/89), SB	
Ray Wersching	4
at Cin. (1/24/82), SB	
2. Phil Dawson and 4 players	3
Last at Car. (1/12/14), NFC-D	

LONGEST FIELD GOAL MADE

Player	YDS
1. Phil Dawson	49
at Car. (1/12/14), NFC-D	
2. Wade Richey.....	48
vs. GB (1/3/99), NFC-WC	
3. Mike Cofer	47
vs. NYG (1/20/91), NFC-CG	

49ERS INDIVIDUAL PLAYOFF RECORDS - PASSING

MOST PASSING YARDS, Career

Player	Playoff Seasons	Gms	Att	Cmp	Pct	Yds	TD	INT	Lg	QB Rat	INT Pct.
1. Joe Montana	1981-90 (9)	19	593	375	63.2	4,758	39	17	44	98.2	2.9
2. Steve Young	1987-98 (11)	20	471	292	62.0	3,326	20	13	51t	85.8	2.8
3. Colin Kaepernick	2011-* (5)	6	162	94	58.0	1,374	7	5	45	87.3	3.1
4. John Brodie	1970-72 (3)	5	143	71	49.7	973	4	7	-	60.7	4.9
5. Jeff Garcia	2001-02 (2)	3	117	71	60.7	757	4	5	76t	73.2	4.3

MOST PASSING YARDS, Game

Player	Game	Att	Cmp	Pct	Yds	TD	INT	Lg	QB Rat
1. Joe Montana	vs. Cin. (1/22/89), SB	36	23	63.9	357	2	0	44	115.2
2. Joe Montana	at Was. (1/8/84), NFC-CG	48	27	56.3	347	3	1	-	91.2
3. Jeff Garcia	vs. NYG (1/5/03), NFC-WC	44	27	61.4	331	3	1	76t	97.8
Joe Montana	vs. Mia. (1/20/85), SB	35	24	68.6	331	3	0	40	127.2
5. Steve Young	vs. GB (1/6/96), NFC-D	65	32	49.2	328	0	2	32	51.3

LONGEST PASS PLAY

Player	Lg	Date
1. John Brodie to Gene Washington	78t	vs. Was. (12/26/71), NFC-D
2. Jeff Garcia to Terrell Owens	76t	vs. NYG (1/5/03), NFC-WC
Joe Montana to Freddie Solomon	76t	at Was. (1/8/84), NFC-CG
4. Alex Smith to Vernon Davis (TE)	73t	vs. NYG (1/22/12), NFC-CG
5. Joe Montana to Jerry Rice	72t	vs. Min. (1/6/90), NFC-D
6. Joe Montana to John Taylor	61t	vs. NYG (1/20/91), NFC-CG
7. Joe Montana to Jerry Rice	61t	at Chi. (1/8/84), NFC-CG

MOST TD PASSES, Career

Player	TD
1. Joe Montana (19 games)	39
2. Steve Young (20 games).....	20
3. Colin Kaepernick (6 games)	7
4. Alex Smith (2 games).....	5
5. 2 Players	4

MOST TD PASSES, Game

Player	TD
1. Steve Young	6
vs. SD (1/29/95), SB	
2. Joe Montana.....	5
vs. Den. (1/28/90), SB	
3. Joe Montana.....	4
vs. Min. (1/6/90), NFC-D	

HIGHEST COMPLETION PERCENTAGE, Game

Player	Pct
1. Joe Montana.....	86.7
vs. LA Rams (1/14/90), NFC-CG	
2. Steve Young	77.3
vs. NYG (1/15/94), NFC-D	
3. Colin Kaepernick.....	76.2
at Atl. (1/20/13), NFC-CG	
4. Joe Montana.....	75.9
vs. Den. (1/28/90), SB	
5. Steve Young	72.7
vs. Chi. (1/7/95), NFC-D	
(min. 30 attempts)	

HIGHEST COMPLETION PERCENTAGE, Career

Player	Pct
1. Joe Montana (19 games)	63.2
2. Steve Young (20 games).....	62.0
3. Jeff Garcia (3 games).....	60.7
4. Y.A. Tittle (1 game).....	58.1
5. Colin Kaepernick (6 games)	58.0
(min. 30 attempts)	

HIGHEST QB RATING, Career

Player	Rating
1. Alex Smith	101.0
2. Joe Montana.....	98.2
3. Colin Kaepernick.....	87.3
4. Steve Young	85.8
5. Y.A. Tittle	76.5
(min. 30 attempts)	

HIGHEST QB RATING, Game

Player	Rating
1. Joe Montana.....	147.6
vs. Den. (1/28/90), SB	
2. Joe Montana.....	142.5
vs. Min. (1/6/90), NFC-D	
3. Joe Montana.....	136.0
at Chi. (1/8/89), NFC-CG	
4. Steve Young	134.8
vs. SD (1/29/95), SB	
5. Colin Kaepernick.....	127.7
at Atl. (1/20/13), NFC-CG	
(min. 30 attempts)	

MOST ATTEMPTS, Career

Player	Att
1. Joe Montana (19 games)	593
2. Steve Young (20 games).....	471
3. Colin Kaepernick (6 games)	162

MOST ATTEMPTS, Game

Player	Att
1. Steve Young	*65
vs. GB (1/6/96), NFC-D	
2. Joe Montana.....	48
at Was. (1/8/84), NFC-CG	
3. Joe Montana.....	47
at NYG (12/29/85), NFC-WC	

MOST COMPLETIONS, Career

Player	Comp
1. Joe Montana (19 games)	375
2. Steve Young (20 games).....	292
3. Colin Kaepernick (6 games)	94
4. John Brodie (5 games)	71
Jeff Garcia (3 games).....	71

MOST COMPLETIONS, Game

Player	Comp
1. Steve Young	32
vs. GB (1/6/96), NFC-D	
2. Jeff Garcia	27
vs. NYG (1/5/03), NFC-WC	
Steve Young	27
at Dal. (1/23/94), NFC-CG	
Joe Montana.....	27
at Was. (1/8/84), NFC-CG	

LOWEST INT PERCENTAGE, Career

Player	Pct
1. Alex Smith	0.0
2. Steve Young	2.8
3. Joe Montana.....	2.9
4. Colin Kaepernick.....	3.1
5. Jeff Garcia	4.3
(min. 30 attempts)	

NFC-WC: NFC Wild Card; NFC-D: NFC Divisional
Playoff; NFC-CG: NFC Championship;
NFLP - NFL Playoff Game; SB: Super Bowl
* denotes NFL playoff record

49ERS INDIVIDUAL PLAYOFF RECORDS - RUSHING

MOST ATTEMPTS, Career

Player	Games	Atts
1. Roger Craig	16	202
2. Frank Gore	8	140
3. Ricky Watters	7	105
4. Steve Young (QB)	22	96
5. Wendell Tyler	6	72

MOST ATTEMPTS, Game

Player	Game	Atts
1. Ken Willard	at Min. (12/27/70), NFC-D	27
2. Larry Schreiber	vs. Dal. (12/23/72), NFC-D	26
3. Terry Kirby	vs. Min. (1/3/98), NFC-D	25
4. Ricky Watters	vs. NYG (1/15/94), NFC-D	24
Roger Craig	vs. LA Rams (1/14/90), NFC-CG	24

MOST YARDS GAINED, Career

Player	Games	Atts	Avg	Yds
1. Roger Craig	16	202	4.0	817
2. Frank Gore	8	140	4.6	646
3. Steve Young (QB)	20	96	6.2	594
4. Colin Kaepernick (QB)	6	51	9.9	507
5. Ricky Watters	7	105	4.6	481

MOST YARDS GAINED, Game

Player	Game	Yds
1. Colin Kaepernick (QB)	vs. GB (1/12/13), NFC-D	181
2. Roger Craig	vs. Min. (1/1/89), NFC-D	135
3. Colin Kaepernick (QB)	at Sea. (1/19/14), NFC-CG	130
4. Garrison Hearst	vs. GB (1/3/99), NFC-WC	128
5. Roger Craig	vs. Min. (1/6/90), NFC-D	125

HIGHEST AVERAGE YARDS PER GAME

Player	Games	Yds/Gm
1. Colin Kaepernick (QB)	6	84.5
2. Hugh McElhenny	1	82.0
3. Frank Gore	8	80.8
4. Ricky Watters	7	68.7
5. Wendell Tyler	6	57.8

MOST RUSHING TOUCHDOWNS, Career

Player	TDs
1. Steve Young (QB) (20 games)	8
2. Roger Craig (16 games)	7
Ricky Watters (7 games).....	7
4. Frank Gore (8 games).....	5
William Floyd (7 games)	5
6. Colin Kaepernick (QB) (6 games)	4
Tom Rathman (14 games)	4

MOST RUSHING TOUCHDOWNS, Game

Player	TDs
1. Ricky Watters.....	5
vs. NYG (1/15/94), NFC-D	
2. William Floyd	3
vs. Chi. (1/7/95), NFC-D	
Larry Schreiber	3
vs. Dal. (12/23/72), NFC-D	
4. Colin Kaepernick (QB).....	2
vs. GB (1/12/13), NFC-D	
Terry Kirby	2
vs. Min. (1/3/98), NFC-D	
Tom Rathman	2
vs. Den. (1/28/90), SB	
Roger Craig.....	2
vs. Min. (1/1/89), NFC-D	

LONG RUNS FROM SCRIMMAGE

Player	Yds
1. Roger Craig.....	80t
vs. Min. (1/1/89), NFC-D	
2. Hugh McElhenny	71
vs. Det. (12/22/57), NFLP	
3. Colin Kaepernick (QB).....	58
at Sea. (1/19/14), NFC-CG	
4. Colin Kaepernick (QB).....	56t
vs. GB (1/12/13), NFC-D	
5. Joe Montana (QB)	53
vs. NYG (12/29/84), NFC-D	
6. Colin Kaepernick (QB).....	42
at GB (1/5/14), NFC-WC	
Frank Gore	42
vs. NO (1/14/12), NFC-D	
Steve Young (QB).....	42
vs. Min. (1/9/88), NFC-D	

49ERS INDIVIDUAL PLAYOFF RECORDS - RECEIVING

MOST RECEPTIONS, Career

	<u>Player</u>	<u>Games</u>	<u>Recepts</u>
1.	Jerry Rice	23	124
2.	Roger Craig (RB)	16	63
3.	Brent Jones (TE)	21	60
4.	Dwight Clark	9	48
5.	John Taylor	17	46

MOST RECEPTIONS, Game

	<u>Player</u>	<u>Game</u>	<u>Recepts</u>
1.	Jerry Rice	vs. GB (1/6/96), NFC-D	11
2.	Jerry Rice	vs. Cin. (1/22/89), SB	11
3.	Jerry Rice	vs. SD (1/29/95), SB	10
4.	6 players		9

MOST YARDS GAINED, Career

	<u>Player</u>	<u>Games</u>	<u>Yds</u>
1.	Jerry Rice	23	1,811
2.	Brent Jones (TE)	21	740
3.	John Taylor	17	734
4.	Dwight Clark	9	726
5.	Roger Craig (RB)	16	606

MOST YARDS GAINED, Game

	<u>Player</u>	<u>Game</u>	<u>Recepts</u>
1.	Jerry Rice	vs. Cin. (1/22/89), SB	215
2.	Vernon Davis (TE)	vs. NO (1/14/12), NFC-D	180
3.	Terrell Owens	vs. NYG (1/5/03), NFC-WC	177
4.	Jerry Rice	vs. SD (1/29/95), SB	149
5.	Jerry Rice	vs. Den. (1/28/90), SB	148

MOST RECEIVING YDS PER GAME, Career (Min. 5 Recepts)

	<u>Player</u>	<u>Games</u>	<u>Avg</u>
1.	Billy Wilson (E)	1	107.0
2.	Hugh McElhenny (RB)	1	96.0
3.	Dwight Clark	9	80.7
4.	Jerry Rice	23	78.7
5.	Anquan Boldin	3	75.7

MOST RECEIVING TOUCHDOWNS, Career

	<u>Player</u>	<u>TDs</u>
1.	Jerry Rice (23 games)	19
2.	Vernon Davis, TE (8 games)	7
3.	John Taylor (17 games)	6
	Freddie Solomon (8 games)	6
5.	Brent Jones, TE (21 games)	5
6.	Michael Crabtree (8 games)	4
	Terrell Owens (9 games)	4

MOST RECEIVING TOUCHDOWNS, Game

	<u>Player</u>	<u>TDs</u>
1.	Jerry Rice	3
	vs. SD (1/29/95), SB	
	Jerry Rice	3
	vs. Den. (1/28/90), SB	
	Jerry Rice	3
	vs. Min. (1/1/89), NFC-D	
4.	11 times	2
	Last: Michael Crabtree vs. GB (1/12/13), NFC-D	

HIGHEST RECEIVING AVERAGE, Career

(Min. 5 Recepts)

	<u>Player</u>	<u>Avg</u>
1.	Gene Washington (5 games)	23.4
2.	Vernon Davis, TE (8 games)	22.2
3.	Delanie Walker, TE (4 games)	17.3
4.	Randy Moss (3 games)	16.0
	Hugh McElhenny, RB (1 games)	16.0

MOST 25+ YARD RECEPTIONS, Career

	<u>Player</u>	<u>Recepts</u>
1.	Jerry Rice (23 games)	14
2.	Vernon Davis, TE (8 games)	11
3.	Terrell Owens (5 games)	5
4.	Michael Crabtree (8 games)	4
5.	J.J. Stokes (8 games)	3
	John Taylor (17 games)	3

49ERS INDIVIDUAL PLAYOFF RECORDS - DEFENSE

MOST INTERCEPTIONS, Career

<u>Player</u>	<u>Games</u>	<u>INTs</u>
1. Ronnie Lott	19	8
2. Eric Davis	8	6
3. Riki Ellison	6	3
Dwight Hicks	8	3
Eric Wright	7	3

MOST INTERCEPTIONS, Game

<u>Player</u>	<u>Game</u>	<u>INTs</u>
1. Eric Davis	vs. Dal. (1/15/95), NFC-CG	2
Ronnie Lott	vs. Min. (1/1/89), NFC-D	2
Riki Ellison	vs. Det. (12/31/83), NFC-D	2
Ronnie Lott	vs. NYG (1/3/82), NFC-D	2
Skip Vanderbundt	vs. Dal. (12/23/72), NFC-D	2

LONGEST INTERCEPTION RETURN

<u>Player</u>	<u>Game</u>	<u>Ret. Yds</u>
1. Michael Carter	vs. Was. (1/12/91), NFC-D	61t
2. Ronnie Lott	vs. Min. (1/6/90), NFC-D	58t
3. Jeff Fuller	vs. Min. (1/9/88), NFC-D	48t

MOST INTERCEPTION RETURN YARDS, Career

<u>Player</u>	<u>Games</u>	<u>Ret. Yds</u>
1. Ronnie Lott	19	152
2. Tim McKyer	8	68
3. Chet Brooks	2	66
4. Michael Carter	12	61
5. Eric Davis	8	51

MOST INTERCEPTION RETURN YARDS, Game

<u>Player</u>	<u>Game</u>	<u>Ret. Yds</u>
1. Michael Carter	vs. Was. (1/12/91), NFC-D	61
2. Ronnie Lott	vs. Min. (1/6/90), NFC-D	58
3. Jeff Fuller	vs. Min. (1/9/88), NFC-D	48
4. Eric Davis	vs. Dal. (1/15/95), NFC-CG	44
5. Dashon Goldson	vs. NO (1/14/12), NFC-D	41
Tim McKyer	vs. Min. (1/6/90), NFC-D	41

MOST SACKS, Career (since 1982)

<u>Player</u>	<u>Sacks</u>
1. Charles Haley (12 games)	7.5
2. Ahmad Brooks (8 games)	6.5
Dwaine Board (7 games)	6.5
Tim Harris (6 games)	6.5
5. Fred Dean (5 games)	6.0

MOST SACKS, Game (since 1982)

<u>Player</u>	<u>Sacks</u>
1. Pierce Holt	3.0
vs. Was. (1/9/93), NFC-D	
2. Ahmad Brooks	2.5
at Car. (1/12/14), NFC-D	
Ray McDonald	2.5
vs. NYG (1/22/12), NFC-CG	
Larry Roberts	2.5
vs. Min. (1/1/89), NFC-D	

49ERS INDIVIDUAL PLAYOFF RECORDS - RETURNS

PUNT RETURNS

MOST PUNT RETURNS, Career

	Player	Games	Ret
1.	John Taylor	17	18
2.	Dana McLemore	7	17
3.	Dexter Carter	8	10
	Bruce Taylor	5	10
5.	Kyle Williams	2	9

MOST PUNT RETURNS, Game

	Player	Game	Ret
1.	Kyle Williams	vs. NYG (1/22/12), NFC-CG	8
2.	Dana McLemore	vs. Mia. (1/20/85), SB	5
3.	Bruce Taylor	at Min. (12/27/70), NFC-D	5
4.	John Taylor	at Chi. (1/8/89), NFC-CG	4
	Dana McLemore	vs. Chi. (1/6/85), NFC-CG	4

MOST PUNT RETURN YARDS, Career

	Player	Games	Yds
1.	John Taylor	17	189
2.	Dana McLemore	7	156
3.	Dexter Carter	8	80
4.	Kyle Williams	2	76
5.	Ted Ginn Jr.	5	75

MOST PUNT RETURN YARDS, Game

	Player	Game	Yds
1.	Kyle Williams	vs. NYG (1/22/12), NFC-CG	70
2.	Dana McLemore	vs. Chi. (1/6/85), NFC-CG	69
	Bruce Taylor	at Min. (12/27/70), NFC-D	69
4.	John Taylor	vs. Cin. (1/22/89), SB	56
5.	Dana McLemore	vs. Mia. (1/20/85), SB	51

LONGEST PUNT RETURN, Game

	Player	Game	Yds
1.	John Taylor	vs. Cin. (1/22/89), SB	45
2.	Ted Ginn Jr.	vs. Bal. (2/3/13), SB	32
3.	Dexter Carter	vs. NYG (1/15/94), NFC-D	31
	John Taylor	vs. NYG (1/20/91), NFC-CG	31
5.	Dana McLemore	vs. Mia. (1/20/85), SB	28

PUNT RETURN AVERAGE, Career

	Player	Games	Avg
1.	Ted Ginn Jr.	4	15.0
2.	John Taylor	7	10.5
3.	Dana McLemore	7	9.2
4.	Kyle Williams	2	8.4
5.	Dexter Carter	3	8.0
	(min. 5 returns)		

PUNT RETURN AVERAGE, Game

	Player	Game	Avg
1.	John Taylor	vs. Cin. (1/22/89), SB	18.7
2.	Dana McLemore	vs. Chi. (1/6/85), NFC-CG	17.3
3.	Bruce Taylor	at Min. (12/27/70), NFC-D	13.8
4.	John Taylor	vs. Den. (1/28/90), SB	12.7
5.	Dana McLemore	vs. Mia. (1/20/85), SB	10.2

—There has been no punt returned for a TD in franchise postseason history

KICKOFF RETURNS

MOST KICKOFF RETURNS, Career

	Player	Games	Ret
1.	Dexter Carter	8	19
2.	LaMichael James	6	14
3.	Vinny Sutherland	3	13
4.	R.W. McQuarters	2	9
	Vic Washington	3	9

MOST KICKOFF RETURNS, Game

	Player	Game	Ret
1.	R.W. McQuarters	vs. GB (1/3/99), NFC-WC	6
2.	Dana McLemore	at Was. (1/8/84), NFC-CG	5
	Vinny Sutherland	at GB (1/13/02), NFC-WC	5
	Vinny Sutherland	vs. NYG (1/5/03), NFC-WC	5
5.	5 times		4

MOST KICKOFF RETURN YARDS, Career

	Player	Games	Yds
1.	Dexter Carter	8	341
2.	LaMichael James	5	332
3.	Vinny Sutherland	3	282
4.	Vic Washington	3	250
5.	R.W. McQuarters	2	185

MOST KICKOFF RETURNS YARDS, Game

	Player	Game	Yds
1.	Vic Washington	vs. Dal. (12/23/72), NFC-D	136
2.	R.W. McQuarters	vs. GB (1/3/99), NFC-WC	128
3.	Chuck Levy	vs. GB (1/11/98), NFC-CG	127
4.	Vinny Sutherland	at GB (1/13/02), NFC-WC	99
5.	Dana McLemore	at Was. (1/8/84), NFC-CG	98

LONGEST KICKOFF RETURN, Game

	Player	Game	Yds
1.	Vic Washington	vs. Dal. (12/23/72), NFC-D	97t*
2.	Chuck Levy	vs. GB (1/11/98), NFC-CG	95t*
3.	Marc Logan	vs. Dal. (1/17/93), NFC-CG	50
4.	Kyle Williams	vs. NYG (1/22/12), NFC-CG	40
5.	LaMichael James	at GB (1/5/14), NFC-WC	37

*Only kickoffs returned for TDs in franchise postseason history

KICKOFF RETURN AVERAGE, Career

	Player	Games	Avg
1.	Chuck Levy	2	31.0
2.	Vic Washington	2	27.8
3.	Terrence Flagler	3	25.2
4.	LaMichael James	6	23.7
5.	Amos Lawrence	3	23.6
	(min. 5 returns)		

KICKOFF RETURN AVERAGE, Game

	Player	Game	Avg
1.	Vic Washington	vs. Dal. (12/23/72), NFC-D	45.3
2.	Chuck Levy	vs. GB (1/11/98), NFC-CG	42.3
3.	Amos Lawrence	vs. NYG (1/3/82), NFC-D	29.3
	Vinny Sutherland	vs. TB (1/12/03), NFC-D	29.3
5.	Kyle Williams	vs. NYG (1/22/12), NFC-CG	28.3

49ERS INDIVIDUAL PLAYOFF RECORDS - PUNTING

MOST PUNTING YARDS, Career

Player	Games	Yds
1. Andy Lee	8	1,667
2. Max Runager	6	1,298
3. Barry Helton	8	1,288
4. Tommy Thompson	5	1,093
5. Steve Spurrier	4	1,041

HIGHEST PUNTING AVERAGE, Career

Player	Games	Avg
1. Andy Lee	8	46.3
2. Reggie Roby	2	44.1
3. Jim Miller	3	41.5
4. Klaus Wilmsmeyer	7	41.2
5. Bill LaFleur	2	40.5

HIGHEST PUNTING AVERAGE, Game

Player	Game	Avg
1. Andy Lee	vs. NO (1/14/12), NFC-D	49.5
2. Reggie Roby	at Atl. (1/9/99), NFC-D	47.3
3. Jim Miller	vs. Cin. (1/24/82), SB	46.3
4. Andy Lee	vs. NYG (1/22/12), NFC-CG	45.5
Klaus Wilmsmeyer	at Dal. (1/23/94), NFC-CG	45.5
<i>(min. 4 punts)</i>		

HIGHEST NET AVERAGE, Career

Player	Games	Avg
1. Andy Lee	8	39.8
2. Klaus Wilmsmeyer	7	39.0
3. Jim Miller	3	36.0
4. Reggie Roby	2	35.6
5. Max Runager	6	33.8

HIGHEST NET AVERAGE, Game

Player	Game	Avg
1. Klaus Wilmsmeyer	at Dal. (1/23/94), NFC-CG	44.0
2. Andy Lee	vs. NO (1/14/12), NFC-D	43.4
3. Tommy Thompson	vs. GB (1/6/96), NFC-D	40.6
4. Andy Lee	vs. NYG (1/22/12), NFC-CG	40.0
5. Klaus Wilmsmeyer	vs. SD (1/29/95), SB	39.6
<i>(min. 4 punts)</i>		

LONGEST PUNT, Game

Player	Long
1. Andy Lee.....	63
vs. NO (1/14/12), NFC-D	
2. Andy Lee.....	62
at Atl. (1/20/13), NFC-CG	
3. Andy Lee.....	59
vs. NYG (1/22/12), NFC-CG	
Steve Spurrier.....	59
at Min. (12/27/70), NFC-D	
Steve Spurrier.....	59
vs. Dal. (1/3/71), NFC-CG	

PUNTS INSIDE THE 20 YARD LINE, Career

Player	In20
1. Andy Lee (8 games)	12
2. Barry Helton (8 games).....	10
Klaus Wilmsmeyer (7 games)	10
4. Max Runager (6 games)	8
5. Reggie Roby (2 games)	4
Tommy Thompson (5 games)	4

MOST PUNTS, Career

Player	Punts
1. Andy Lee (8 games)	36
2. Barry Helton (8 games).....	35
3. Max Runager (6 games)	33
4. Tommy Thompson (5 games)	29
Steve Spurrier (4 games).....	29

MOST PUNTS, Game

Player	Punts
1. Andy Lee.....	10
vs. NYG (1/22/12), NFC-CG	
Max Runager	10
at NYG (1/4/87), NFC-D	
Steve Spurrier.....	10
vs. Was. (12/26/71), NFC-D	
4. Andy Lee.....	8
vs. NO (1/14/12), NFC-D	
Steve Spurrier.....	8
at Min. (12/27/70), NFC-D	

49ERS TEAM NFL PLAYOFF RECORDS

SCORING

Most Points, Game

- 55 vs. Den. (1/28/90), SB
- 49 vs. SD (1/29/95), SB
- 45 vs. GB (1/12/13), NFC-D

Most Points, Both Teams, Game

- 77 vs. NYG (1/5/03), NFC-WC
- 76 vs. GB (1/12/13), NFC-D
- 75 vs. SD (1/29/95), SB

Fewest Points, Both Teams, Game

- 14 vs. Phi. (12/29/96), NFC-WC, SF 14, Phi. 0
- 17 at Dal. (1/2/72), NFC-CG, Dal. 14, SF 3

Largest Margin of Victory, Game

- 45 vs. Den. (1/28/90), SB, SF 55, Den. 10

TOUCHDOWNS

Most Touchdowns, Game

- 8 vs. Den. (1/28/90), SB
- 7 vs. SD (1/29/95), SB

Most Touchdowns, Both Teams, Game

- 10 vs. NYG (1/5/03), NFC-WC, 49ers 5, NYG 5
- 10 vs. SD (1/29/95), SB, 49ers 7, SD 3
- 10 vs. GB (1/12/13), NFC-D, 49ers 6, GB 4

Fewest Touchdowns, Both Teams, Game

- 1 vs. NYG (1/20/91), NFC-CG, Giants 1, 49ers 0

FIELD GOALS

Most Field Goals, Game

- 4 vs. Cin. (1/24/82), SB

Most Field Goals Attempted, Game

- 4 (3 times) last vs. LAN (1/14/90), NFC-CG

FIRST DOWNS

Most First Downs, Game

- 31 vs. Mia. (1/20/85), SB
- 31 vs. Min. (1/3/98), NFC-D
- 29 vs. GB (1/12/13), NFC-D
- 29 vs. LA Rams (1/14/90), NFC-CG

Fewest First Downs, Game

- 9 at NYG (1/4/87), NFC-D
- 9 at Dal. (1/2/72), NFC-CG
- 11 vs. Was. (12/26/71), NFC-D

Most First Downs, Rushing, Game

- 16 vs. Mia. (1/20/85), SB
- 15 vs. GB (1/12/13), NFC-D
- 15 vs. Min. (1/3/98), NFC-D

Fewest First Downs, Rushing, Game

- 1 (3 times) last at TB (1/12/03), NFC-D

Most First Downs, Passing, Game

- 17 vs. SD (1/29/95), SB
- 17 vs. Dal. (1/10/82), NFC-CG

Fewest First Downs, Passing, Game

- 5 vs. NYG (1/22/12), NFC-CG

TOTAL NET YARDS

Most Net Yards Gained, Game

- 579 vs. GB (1/12/13), NFC-D
- 537 vs. Mia. (1/20/85), SB
- 468 vs. Bal. (2/3/13), SB

Fewest Net Yards Gained, Game

- 184 vs. NYG (1/4/87), NFC-D
- 196 at GB (1/4/97), NFC-D
- 228 at TB (1/12/03), NFC-D

Net Yards, Combined

- 931 vs. GB (1/12/13), NFC-D
- 892 vs. NYG (1/5/03), NFC-WC
- 879 vs. NO (1/14/12), NFC-D
- 851 vs. Mia. (1/20/85), SB

RUSHING

Most Attempts, Game

- 45 vs. LA Rams (1/14/90), NFC-CG
- 44 vs. Den. (1/28/90), SB
- 43 vs. GB (1/12/13), NFC-D

Fewest Attempts, Game

- 11 vs. NYG (1/20/91), NFC-CG
- 13 at TB (1/12/03), NFC-D

Most Rushing Yards, Game

- 323 vs. GB (1/12/13), NFC-D
- 211 vs. Mia. (1/20/85), SB
- 201 vs. Min. (1/1/89), NFC-D

Fewest Rushing Yards, Game

- 29 at NYG (1/4/87), NFC-D
- 33 vs. GB (1/11/98), NFC-CG
- 39 vs. NYG (1/20/91), NFC-CG

Most Rushing Touchdowns, Game

- 6 vs. NYG (1/15/94), NFC-D
- 5 vs. Chi. (1/7/95), NFC-D

PASSING

Most Attempts, Game

- 65 vs. GB (1/6/96), NFC-D
- 48 at NYG (12/28/85), NFC-WC
- 48 at Was. (1/8/84), NFC-CG

Fewest Attempts, Game

- 19 vs. Was. (12/26/71), NFC-D
- 21 at Atl. (1/20/13), NFC-CG
- 21 vs. Phi. (12/29/96), NFC-WC

Most Completions, Game

- 32 vs. GB (1/6/96), NFC-D
- 28 vs. NYG (1/5/03), NFC-WC

Fewest Completions, Game

- 10 vs. Was. (12/26/71), NFC-D
- 12 vs. NYG (1/22/12), NFC-CG
- 12 vs. Dal. (12/23/72), NFC-CG

Most Yards Gained, Game

- 357 vs. Cin. (1/22/89), SB
- 356 vs. NYG (1/5/03), NFC-WC
- 347 at Was. (1/8/84), NFC-CG

Fewest Yards Gained, Game

- 133 at GB (1/4/97), NFC-D
- 150 vs. Dal. (12/23/72), NFC-D
- 153 at Sea. (1/19/14), NFC-CG

Most Touchdowns, Game

- 6 vs. SD (1/29/95), SB
- 5 vs. Den. (1/28/90), SB
- 4 vs. Min. (1/6/90), NFC-D

INTERCEPTIONS

Most Interceptions, Game

- 5 vs. Det. (12/31/83), NFC-D
- 4 vs. Min. (1/6/90), NFC-D

PUNTING

Most Punts, Game

- 10 vs. NYG (1/22/12), NFC-CG
- 10 at NYG (1/4/87), NFC-D
- 10 vs. Was. (12/26/71), NFC-D

Fewest Punts, Game

- 1 vs. Dal. (1/17/93), NFC-CG
- 2 (4 times) last at Car. (1/12/14), NFC-D

Highest Punting Average, Game

(4+ punts)

- 49.5 vs. NO (1/14/12), NFC-D
- 47.3 at Atl. (1/9/99), NFC-D

Lowest Punting Average, Game (4+ punts)

- 30.8 vs. Min. (1/6/90), NFC-D

PENALTIES

Most Penalties, Game

- 14 vs. NYG (1/3/82), NFC-D
- 11 vs. NYG (1/4/87), NFC-D

Fewest Penalties, Game

- 0 at Chi. (1/8/89), NFC-CG
- 1 at Dal. (1/2/72), NFC-CG

Most Yards Penalized, Game

- 145 vs. NYG (1/3/82), NFC-D
- 106 vs. Dal. (1/10/82), NFC-CG
- 86 vs. GB (1/12/13), NFC-D

Fewest Yards Penalized, Game

- 0 vs. Chi. (1/8/89), NFC-CG
- 10 (2 times) last at GB (1/5/14), NFC-WC

FUMBLES

Most Fumbles, Game

- 6 vs. Det. (12/22/57), NFLP

Most Fumbles Lost, Game

- 3 (3 times) last vs. Was. (1/9/93), NFC-D

Most Fumbles Committed by Opp., Game

- 5 vs. GB (1/4/97), NFC-D

Most Fumbles Lost by Opponent, Game

- 3 vs. NO (1/14/12), NFC-D
- 3 vs. Dal. (12/23/72), NFC-D
- 3 vs. Det. (12/22/57), NFLP

TURNOVERS

Most Turnovers, Game

- 6 vs. Dal. (1/10/82), NFC-CG

KICK RETURNS

Most Kickoff Returns, Game

- 8 vs. Min. (1/9/88), NFC-D
- 7 vs. NYG (1/5/03), NFC-WC
- 7 at NYG (1/4/87), NFC-D

Most Kickoff Return Yards, Game

- 162 at TB (1/12/03), NFC-D
- 146 at Dal. (12/23/72), NFC-D

Most Kickoff Returns Allowed, Game

- 9 vs. Den. (1/28/90), SB
- 8 vs. SD (1/29/95), SB

Most Kickoff Return Yards Allowed, Game

- 242 vs. SD (1/29/95), SB
- 206 vs. Bal. (2/3/13), SB

Punt Returns, Game

- 8 vs. NYG (1/22/12), NFC-CG

Punt Return Yards, Game

- 70 vs. NYG (1/22/12), NFC-CG
- 69 vs. Chi. (1/6/85), NFC-CG
- 69 at Min. (12/27/70), NFC-D

Punt Returns Allowed, Game

- 7 at NYG (1/4/87), NFC-D

Punt Return Yards Allowed, Game

- 117 at GB (1/4/97), NFC-D

SACKS

Most Sacks Made, Game

- 9 vs. Chi. (1/6/85), NFC-CG
- 6 (5 times) last vs. NYG (1/22/12), NFC-CG

Most Sacks Allowed, Game

- 4 (8 times) last: vs. NO (1/14/12), NFC-D

NFC-WC: NFC Wild Card; **NFC-D:** NFC Divisional
Playoff; **NFC-CG:** NFC Championship;
NFLP – NFL Playoff Game; **SB:** Super Bowl
* denotes NFL playoff record

49ERS POSTSEASON GAME SUMMARIES

1957

Detroit Lions 31, 49ers 27
Western Conference Championship
December 22 at Kezar Stadium
(San Francisco, CA)

San Francisco made its first playoff appearance as an NFL team a memorable one, but came up a bit short against the Detroit Lions at venerable Kezar Stadium. QB Y.A. Tittle completed 18-of-31 passes for 248 yards and three touchdowns for the 49ers. Tittle connected with HB R.C. Owens on a 34-yard scoring toss to record the first ever postseason touchdown for San Francisco. He also had touchdown connections with RB Hugh McElhenny and WR Billy Wilson. McElhenny caught six passes for a game-high 96 yards and rushed for 82 yards on 14 carries.

Lions	0	7	14	10	—	31
49ers	14	10	3	0	—	27

49ers—Owens 34 pass from Tittle (Soltau kick)
 49ers—McElhenny 47 pass from Tittle (Soltau kick)
 Lions—Junker 4 pass from Rote (Martin kick)
 49ers—Wilson 12 pass from Tittle (Soltau kick)
 49ers—Soltau 25 FG
 49ers—Soltau 10 FG
 Lions—Tracy 2 run (Martin kick)
 Lions—Tracy 58 run (Martin kick)
 Lions—Gedman 3 run (Martin kick)
 Lions—Martin 14 FG

1970

49ers 17, Minnesota 14
NFC Divisional Playoff
December 27 at Metropolitan Stadium
(Bloomington, MN)

QB John Brodie scored on a one-yard run with just under two minutes remaining to provide the difference as the 49ers claimed a 17-14 decision over Minnesota at a frigid Metropolitan Stadium. San Francisco was trailing 7-0 in the first quarter when Brodie connected with WR Dick Witcher on a 24-yard scoring toss. Brodie completed 16-of-32 passes for 201 yards and one touchdown.

49ers	7	3	0	7	—	17
Vikings	7	0	0	7	—	14

Vikings—Krause 22 fumble recovery (Cox kick)
 49ers—Witcher 24 pass from Brodie (Gossett kick)
 49ers—Gossett 40 FG
 49ers—Brodie 1 run (Gossett kick)
 Vikings—Washington 24 pass from Cuozzo (Cox kick)

1970

Dallas Cowboys 17, 49ers 10
NFC Championship
January 3 at Kezar Stadium
(San Francisco, CA)

QB John Brodie passed for 262 yards and one touchdown, but it wasn't enough as the Cowboys advanced to Super Bowl V with a 17-10 win over the 49ers at Kezar Stadium. RB Duane Thomas rushed for 143 yards and scored on a 13-yard run in the third quarter to put Dallas ahead 10-3. Later in the quarter QB Craig Morton connected with RB Walt Garrison on a five-yard toss to put the Cowboys up 17-3. San Francisco would add to its final score on its next possession with a 26-yard Brodie-to-WR Dick Witcher touchdown, capping an eight-play, 73-yard drive.

Cowboys	0	3	14	0	—	17
49ers	3	0	7	0	—	10

49ers—Gossett 16 FG
 Cowboys—Clark 21 FG
 Cowboys—Thomas 13 run (Clark kick)
 Cowboys—Garrison 5 pass from Morton (Clark kick)
 49ers—Witcher 26 pass from Brodie (Gossett kick)

1971

49ers 24, Washington Redskins 20
NFC Divisional Playoff
December 26 at Candlestick Park
(San Francisco, CA)

QB John Brodie completed 10-of-19 passes for 176 yards and two touchdowns as San Francisco advanced to the NFC Championship Game with a 24-20 win over Washington at a wet and windy Candlestick Park. Brodie hit WR Gene Washington on a 78-yard play for his first touchdown of the game that helped tie the score at 10-10. On the next 49ers possession Brodie connected with WR Bob Windsor on a two-yard toss into the corner of the end zone that led to a 17-10 lead. The 49ers would insure the victory when DT Bob Hoskins pounced on an errant snap from center and recovered it for a touchdown with just under three minutes remaining in the game. LB Frank Nunley led the defensive effort with 11 tackles and a blocked field goal.

Redskins	7	3	3	7	—	20
49ers	0	3	14	7	—	24

Redskins—Smith 5 pass from Kilmer (Knight kick)
 49ers—Gossett 23 FG
 Redskins—Knight 40 FG
 49ers—Washington 78 pass from Brodie (Gossett kick)
 49ers—Windsor 2 pass from Brodie (Gossett kick)
 Redskins—Knight 36 FG
 49ers—Hoskins rec. fumble in end zone (Gossett kick)
 Redskins—Brown 16 pass from Kilmer (Knight kick)

Dallas Cowboys 14, 49ers 3
NFC Championship
January 2 at Texas Stadium
(Irving, TX)

San Francisco and Dallas combined for just 483 yards of total offense in a low-scoring affair at Texas Stadium. The Cowboys received rushing touchdowns from RB Calvin Hill and RB Duane Thomas as they posted a 14-3 win and earned a bid to Super Bowl VI. San Francisco was paced offensively by RB Vic Washington with 86 yards of total offense. QB John Brodie completed 14-of-30 passes for 184 yards, but was intercepted three times. DE Cedrick Hardman had a big game with 12 tackles, including two sacks. DE Tommy Hart and LB Frank Nunley had 11 tackles each.

49ers	0	0	3	0	—	3
Cowboys	0	7	0	7	—	14

Cowboys—Hill 1 run (Clark kick)
 49ers—Gossett 28 FG
 Cowboys—D. Thomas 2 run (Clark kick)

1972

Dallas Cowboys 30, 49ers 28
NFC Divisional Playoff
December 23 at Candlestick Park
(San Francisco, CA)

QB Roger Staubach came off the bench to rally the Dallas Cowboys with two touchdown passes in the closing minutes of regulation to post a 30-28 come-from-behind win over the 49ers. Staubach connected with WR Billy Parks on a 20-yard touchdown with 1:30 remaining in the game. On the ensuing onside kick the Cowboys recovered and three plays later Staubach connected with WR Ron Sellers for the game winner. The outcome overshadowed several sparkling individual efforts for the 49ers. RB Vic Washington set a club record with his 97-yard touchdown return on the opening kickoff. RB Larry Schreiber also established a then club record by scoring three rushing touchdowns. LB Ed Beard led the Niners defense with 10 tackles while DE Cedrick Hardman added three sacks.

Cowboys	3	10	0	17	—	30
49ers	7	14	7	0	—	28

49ers—Washington 97 kickoff return (Gossett kick)
 Cowboys—Fritsch 37 FG
 49ers—Schreiber 1 run (Gossett kick)
 49ers—Schreiber 1 run (Gossett kick)
 Cowboys—Fritsch 45 FG
 Cowboys—Alworth 28 pass from Morton (Fritsch kick)
 49ers—Schreiber 1 run (Gossett kick)
 Cowboys—Fritsch 27 FG
 Cowboys—Parks 20 pass from Staubach (Fritsch kick)
 Cowboys—Sellers 10 pass from Staubach (Fritsch kick)

1981

49ers 38, New York Giants 24
NFC Divisional Playoff
January 3 at Candlestick Park
(San Francisco, CA)

San Francisco returned to the playoffs for the first time since 1972 and posted its first postseason win since 1971 with a 38–24 triumph over the visiting New York Giants. Aiding the 49ers cause was CB Ronnie Lott, who intercepted two passes, including one he returned 20 yards for a touchdown, and recorded five tackles. Offensively, the Niners were paced by QB Joe Montana, who completed 20-of–31 passes for 304 yards and two touchdowns. Montana hit TE Charle Young on an eight-yard toss in the first quarter and connected with WR Freddie Solomon on a 58-yard strike in the second. Solomon finished the day with six receptions for 107 yards. He was joined by WR Dwight Clark who had five receptions for 104 yards.

Giants	7	3	7	7	–	24
49ers	7	17	0	14	–	38

49ers—Young 8 pass from Montana (Wersching kick)
 Giants—Gray 72 pass from Brunner (Danelo kick)
 49ers—Wersching 22 FG
 49ers—Solomon 58 pass from Montana (Wersching kick)
 49ers—Patton 25 run (Wersching kick)
 Giants—Danelo 48 FG
 Giants—Perkins 59 pass from Brunnner (Danelo kick)
 49ers—Ring 3 run (Wersching kick)
 49ers—Lott 20 interception (Wersching kick)
 Giants—Perkins 17 pass from Brunner (Danelo kick)

49ers 28, Dallas Cowboys 27
NFC Championship
January 10 at Candlestick Park
(San Francisco, CA)

In the most memorable playoff game to date, the 49ers and Cowboys staged an epic battle. In what was a fitting end for some and a heartbreaking one for others, it was the 49ers who came out on top 28–27. QB Joe Montana capped a brilliant day with a six-yard touchdown pass to WR Dwight Clark late in the fourth quarter to overcome a six-point deficit. “The Catch,” as it would come to be known, capped a 13-play, 89-yard drive that took over four minutes off the clock. Montana finished the day with 286 yards on 22-of–35 passing and three touchdowns. Clark posted eight receptions for 120 yards and two touchdowns.

Cowboys	10	7	0	10	–	27
49ers	7	7	7	7	–	28

49ers—Solomon 8 pass from Montana (Wersching kick)
 Cowboys—Septien 44 FG
 Cowboys—Hill 26 pass from White (Septien kick)
 49ers—Clark 20 pass from Montana (Wersching kick)
 Cowboys—Dorsett 5 run (Septien kick)
 49ers—Davis 2 run (Wersching kick)
 Cowboys—Septien 22 FG
 Cowboys—Cosbie 21 pass from White (Septien kick)
 49ers—Clark 6 pass from Montana (Wersching kick)

49ers 26, Cincinnati Bengals 21
Super Bowl XVI
January 24 at Silverdome
(Pontiac, MI)

QB Joe Montana accounted for two first half touchdowns and K Ray Wersching added two field goals as San Francisco built a 20–0 lead at the half and held on for a 26–21 victory over the Bengals for its first Super Bowl Championship. Montana scored on a one-yard run in the first quarter and in the second he led the team on a 12-play, 92-yard drive that resulted in an 11-yard scoring toss to FB Earl Cooper. For the game, Montana completed 14-of–22 passes for 157 yards. Wersching also had an impressive outing. The veteran kicker connected on all four field goal attempts in the game, hitting from 22, 26, 40 and 23 yards. The 49ers defense kept the potent Bengals attack in check for much of the game. Cincinnati QB Ken Anderson warmed up in the second half with three touchdowns, two of them on pass plays to TE Dan Ross, but two fourth quarter field goals by Wersching put the game out of reach. LB Jack Reynolds keyed the 49ers defense with seven tackles and one sack. LB Bob Leopold also recorded seven tackles and NT Archie Reese added six stops.

49ers	7	13	0	6	–	26
Bengals	0	0	7	14	–	21

49ers—Montana 1 run (Wersching kick)
 49ers—Cooper 11 pass from Montana (Wersching kick)
 49ers—Wersching 22 FG
 49ers—Wersching 26 FG
 Bengals—Anderson 5 run (Breech kick)
 Bengals—Ross 4 pass from Anderson (Breech kick)
 49ers—Wersching 40 FG
 49ers—Wersching 23 FG
 Bengals—Ross 3 pass from Anderson (Breech kick)

1983

49ers 24, Detroit Lions 23
NFC Divisional Playoff
December 31 at Candlestick Park
(San Francisco, CA)

WR Freddie Solomon caught a 14-yard touchdown pass from QB Joe Montana with two minutes remaining to give San Francisco a 24–23 win over the visiting Detroit Lions and earn a berth in the NFC Championship Game. San Francisco's defense kept the team alive on several occasions, intercepting Detroit QB Gary Danielson five times. LB Riki Ellison had two interceptions while LB Keena Turner, S Dwight Hicks and CB Ronnie Lott had one apiece. RB Wendell Tyler and RB Roger Craig each scored a touchdown for San Francisco. Tyler rushed for 74 yards on 17 carries and also caught two passes for 15 yards. Craig led the Niners in receiving with seven receptions for 61 yards.

Lions	3	6	0	14	–	23
49ers	7	7	3	7	–	24

Lions—Murray 37 FG
 49ers—Craig 1 run (Wersching kick)
 49ers—Tyler 2 run (Wersching kick)
 Lions—Murray 21 FG
 Lions—Murray 54 FG
 49ers—Wersching 19 FG
 Lions—Sims 11 run (Murray kick)
 Lions—Sims 3 run (Murray kick)
 49ers—Solomon 14 pass from Montana (Wersching kick)

Washington Redskins 24, 49ers 21
NFC Championship
January 8 at RFK Stadium
(Washington, DC)

Mark Moseley connected on a 25-yard field goal with 40 seconds remaining to hand San Francisco a heartbreaking 24–21 defeat in the NFC Championship Game at RFK Stadium. The defeat was especially hard to swallow after the 49ers fought back from a 21–0 deficit with 21 fourth-quarter points. QB Joe Montana hit WR Mike Wilson on a five-yard scoring strike 30 seconds into the fourth, snapping the shutout. On the next 49ers possession, Montana hit WR Freddie Solomon on a 76-yard bomb to pull within seven at 21–14. The Redskins went three-and-out on their next possession, which led to another Montana-to-Wilson touchdown and a tie ballgame. Unfortunately for the 49ers, the Redskins would launch a six-minute drive that led to the Moseley field goal and the end of the season. Montana finished the game with his typically excellent numbers: 27-of–48 for 347 yards and three touchdowns. Solomon caught eight passes for 106 yards and one touchdown. DT Pete Kugler led the defensive charge with 10 tackles. He was joined by S Carlton Williamson with eight tackles and LBs Riki Ellison and Keena Turner had six stops each.

49ers	0	0	0	21	–	21
Redskins	0	7	14	3	–	24

Redskins—Riggins 4 run (Moseley kick)
 Redskins—Riggins 1 run (Moseley kick)
 Redskins—Brown 70 pass from Theismann (Moseley kick)
 49ers—Wilson 5 pass from Montana (Wersching kick)
 49ers—Solomon 76 pass from Montana (Wersching kick)
 49ers—Wilson 12 pass from Montana (Wersching kick)
 Redskins—Moseley 25 FG

1984

49ers 21, New York Giants 10
NFC Divisional Playoff
December 29 at Candlestick Park
(San Francisco, CA)

QB Joe Montana rushed for 63 yards, passed for 309 yards and the 49ers earned a date in the NFC Championship Game with a 21–10 win over the New York Giants. San Francisco drew first blood when Montana hooked up with his favorite target, WR Dwight Clark, on a 21–yard scoring toss just three minutes into the first quarter. Clark would finish the day with 112 yards on nine receptions. On the Giants next possession, it was S Ronnie Lott who intercepted a QB Phil Simms pass and returned it 38 yards to the New York 12–yard line. Two plays later, Montana hit TE Russ Francis on a nine–yard strike to extend the lead to 14–0. New York would pull within three following LB Harry Carson's interception and touchdown return off a tipped Montana pass seven minutes into the second quarter. Three minutes later, the 49ers answered when Montana hit WR Freddie Solomon on a 29–yard scoring completion to put San Francisco up 21–10. DE Fred Dean recorded seven tackles and two sacks for the inspired 49ers defense. LB Jack Reynolds added five tackles.

Giants	0	10	0	0	–	10
49ers	14	7	0	0	–	21

49ers— Clark 21 pass from Montana (Wersching kick)
 49ers— Francis 9 pass from Montana (Wersching kick)
 Giants— Haji–Sheikh 46 FG
 Giants— Carson 14 interception return (Haji–Sheikh kick)
 49ers— Solomon 29 pass from Montana (Wersching kick)

49ers 23, Chicago Bears 0
NFC Championship
January 6 at Candlestick Park
(San Francisco, CA)

San Francisco advanced to Super Bowl XIX with a 23–0 win over the visiting Chicago Bears. The story of the day was the 49ers defense that recorded nine sacks and held the Bears to 186 yards of total offense. Leading the charge for the defense were DE Gary Johnson and DT Michael Carter. Neither Johnson nor Carter were starters in the game, yet they led the squad with two sacks and six tackles each. LB Riki Ellison recorded a team–high eight tackles. Offensively, San Francisco was led by QB Joe Montana and RB Wendell Tyler. Montana threw for 233 yards and one touchdown, a 10–yard toss to WR Freddie Solomon in the fourth quarter. Tyler had 68 yards on 10 carries and scored on a nine–yard jaunt early in the third quarter.

Bears	0	0	0	0	–	0
49ers	3	3	7	10	–	23

49ers— Wersching 21 FG
 49ers— Wersching 22 FG
 49ers— Tyler 9 run (Wersching kick)
 49ers— Solomon 10 pass from Montana (Wersching kick)
 49ers— Wersching 34 FG

49ers 38, Miami Dolphins 16
Super Bowl XIX
January 20 at Stanford Stadium
(Palo Alto, CA)

QB Joe Montana passed for 331 yards and accounted for four touchdowns to lead San Francisco to a 38–16 win over the Miami Dolphins. For his efforts, Montana was named Super Bowl MVP for the second time in his career. The game was played at nearby Stanford Stadium in Palo Alto in front of 84,059 fans. Montana's first touchdown of the day came on a 33–yard strike to RB Carl Monroe late in the first quarter. He followed that with an eight–yard scoring toss to RB Roger Craig in the second quarter. On the next 49ers possession, Montana added his third score of the day, this time taking it in himself on a six–yard run. His fourth and final score came on a 16–yard pass to Craig midway through the third quarter. Craig also had an impressive day totaling 135 yards of total offense and added two scores. San Francisco rolled up an impressive 537 yards of total offense in the game, including 211 rushing yards. S Carlton Williamson and CB Eric Wright each intercepted a QB Dan Marino pass. LB Keena Turner led the team with six tackles.

Dolphins	10	6	0	0	–	16
49ers	7	21	10	0	–	38

Dolphins— von Schamann 37 FG
 49ers— Monroe 33 pass from Montana (Wersching kick)
 Dolphins— Johnson 2 pass from Marino (von Schamann kick)
 49ers— Craig 8 pass from Montana (Wersching kick)
 49ers— Montana 6 run (Wersching kick)
 49ers— Craig 2 run (Wersching kick)
 Dolphins— von Schamann 31 FG
 Dolphins— von Schamann 30 FG
 49ers— Wersching 27 FG
 49ers— Craig 16 pass from Montana (Wersching kick)

1985

New York Giants 17, 49ers 3
NFC Wild Card
December 28 at Giants Stadium
(Meadowlands, NJ)

San Francisco posted more yards of total offense than the host Giants, yet it wasn't enough as New York rolled up a 17–3 win in the NFC Wild Card Game. QB Joe Montana completed 26–of–47 passes for 296 yards for the 49ers in the losing effort. WR Dwight Clark caught a postseason career–high eight passes for 120 yards. The Giants were led by RB Joe Morris who gained 141 yards on the ground and QB Phil Simms who passed for 181 yards and two touchdowns. Defensively, San Francisco was paced by LB Keena Turner with seven tackles and S Ronnie Lott, who added five stops.

49ers	0	3	0	0	–	3
Giants	3	7	7	0	–	17

Giants— Schubert 47 FG
 Giants— Bavaro 18 pass from Simms (Schubert kick)
 49ers— Wersching 21 FG
 Giants— Hasselbeck 3 pass from Simms (Schubert kick)

1986

New York Giants 49, 49ers 3
NFC Divisional Playoff
January 4 at Giants Stadium
(Meadowlands, NJ)

QB Phil Simms threw four touchdown passes and RB Joe Morris rushed for 159 yards as the New York Giants defeated San Francisco for the second consecutive season in a playoff game at Giants Stadium. San Francisco was held to 29 yards on the ground and 184 yards of total offense by a Giants defense led by LB Lawrence Taylor and LB Harry Carson. Carson posted nine tackles and Taylor returned an interception 34 yards for a touchdown. Simms threw four touchdown passes and Morris rushed for 159 yards and two scores to lead a potent New York offense.

49ers	3	0	0	0	–	3
Giants	7	21	21	0	–	49

Giants— Bavaro 24 pass from Simms (Allegre kick)
 49ers— Wersching 26 FG
 Giants— Morris 45 run (Allegre kick)
 Giants— Johnson 15 pass from Simms (Allegre kick)
 Giants— Taylor 34 interception return (Allegre kick)
 Giants— McConkey 28 pass from Simms (Allegre kick)
 Giants— Mowat 29 pass from Simms (Allegre kick)
 Giants— Morris 2 run (Allegre kick)

1987

Minnesota Vikings 36, 49ers 24
NFC Divisional Playoff
January 9 at Candlestick Park
(San Francisco, CA)

Minnesota WR Anthony Carter and K Chuck Nelson each established NFL postseason records as the Vikings posted a 36–24 win over hometown San Francisco at Candlestick Park. Carter caught 10 passes from QB Wade Wilson for an NFL postseason record 227 yards. Carter broke the old record of 198 yards that was set by E Tom Fears of the Los Angeles Rams in 1950 against the Chicago Bears. Nelson set his record by kicking five field goals, breaking the old mark of four that was done eight times. San Francisco was led offensively by QB Steve Young, who spelled QB Joe Montana early in the second half. Young completed 12–of–17 passes for 158 yards and one touchdown. He also ran for a team–high 72 yards on six carries and had a five–yard touchdown run.

Vikings	3	17	10	6	–	36
49ers	3	0	14	7	–	24

Vikings— Nelson 21 FG
 49ers— Wersching 43 FG
 Vikings— Hilton 7 pass from Wilson (Nelson kick)
 Vikings— Nelson 23 FG
 Vikings— Rutland 45 interception return (Nelson kick)
 49ers— Fuller 48 interception return (Wersching kick)
 Vikings— Jones 5 pass from Wilson (Nelson kick)
 49ers— Young 5 run (Wersching kick)
 Vikings— Nelson 40 FG
 Vikings— Nelson 46 FG
 49ers— Frank 16 pass from Young (Wersching kick)
 Vikings— Nelson 23 FG

1988

49ers 34, Minnesota Vikings 9
NFC Divisional Playoff
January 1 at Candlestick Park
(San Francisco, CA)

RB Roger Craig and WR Jerry Rice entered the NFL record books as the 49ers advanced to the NFC Championship Game with a convincing 34–9 win over the visiting Minnesota Vikings at Candlestick. Rice set a record, that he shares with five other players, with three touchdown receptions. He scored on receptions of two, four and 11 yards, all thrown by QB Joe Montana. Rice closed the day with five receptions for 61 yards. Craig entered the record book courtesy of his 80–yard touchdown run in the fourth quarter. The run was the longest touchdown run and the longest run from scrimmage in team postseason history. Craig broke the old record established by RB Marcus Allen with his 74–yard touchdown run against the Washington Redskins in 1983. Craig finished the day with 135 yards on 21 carries and two touchdowns. The 49ers defense also posted a strong day, recording six sacks, two interceptions and one fumble recovery. S Ronnie Lott had a big day with four tackles, two interceptions and three passes defended. DE Larry Roberts recorded two and a half sacks.

Vikings	3	0	6	0	–	9
49ers	7	14	0	13	–	34

Vikings— Nelson 47 FG
 49ers— Rice 2 pass from Montana (Cofer kick)
 49ers— Rice 4 pass from Montana (Cofer kick)
 49ers— Rice 11 pass from Montana (Cofer kick)
 Vikings— H. Jones 5 pass from Wilson (Nelson kick)
 49ers— Craig 4 run (Cofer kick)
 49ers— Craig 80 run (Cofer kick)

49ers 28, Chicago Bears 3
NFC Championship
January 8 at Soldier Field
(Chicago, IL)

Game time temperatures were in the teens and the wind chill was 26 below zero, but the San Francisco 49ers were hot, as they rolled to a 28–3 win over the Chicago Bears at Soldier Field. QB Joe Montana hit WR Jerry Rice on a 61–yard scoring toss in the first quarter and a 27–yard scoring toss in the second as the 49ers took a 14–3 lead into the half. In the third quarter, it was again the mastery of Montana, who connected with TE John Frank on a five–yard touchdown pass to extend the lead to 21–3. FB Tom Rathman capped a solid day with a four–yard burst into the end zone with 8:07 remaining in the fourth quarter. Rathman finished with 36 yards rushing and caught five passes for 51 yards. The San Francisco defensive charge was led by LB Mike Walter, who posted a game–high 11 tackles and forced a fumble. S Jeff Fuller recorded nine tackles and intercepted a pass. Offensively, Rice finished with 11 receptions for 133 yards and two touchdowns while Montana completed 17–of–27 passes for 288 yards.

49ers	7	7	7	7	–	28
Bears	0	3	0	0	–	3

49ers— Rice 61 pass from Montana (Cofer kick)
 49ers— Rice 27 pass from Montana (Cofer kick)
 Bears— Butler 25 FG
 49ers— Frank 5 pass from Montana (Cofer kick)
 49ers— Rathman 4 run (Cofer kick)

49ers 20, Cincinnati Bengals 16
Super Bowl XXIII
January 22 at Joe Robbie Stadium
(Miami, FL)

In what proved to be the most exciting Super Bowl game of the decade, it was the play of a collected veteran that delivered San Francisco its third NFL Championship. QB Joe Montana connected on 23–of–36 passes for 357 yards, but no completion would be more important than his last. The game opened at a stand still with neither team having any ability to move the ball offensively. San Francisco opened the scoring on a 41–yard field goal by K Mike Cofer late in the first quarter. The Bengals responded with K Jim Breech's 34–yard field goal and the teams headed to the half locked in a 3–3 tie. The third quarter began with the teams trading field goals before the Bengals broke the touchdown drought. Following a 49ers field goal, Cincinnati KR Stanford Jennings took the Cofer kickoff and returned it 93 yards for a touchdown. It didn't take long for San Francisco to respond. Montana hit WR Jerry Rice for a 31–yard completion and followed that with a swing pass that RB Roger Craig turned into a 40–yard gain. Two plays and 16 seconds later, Montana found Rice in the corner of the end zone for a 10–yard touchdown. An 11–play, 46–yard drive by the Bengals resulted in a 46–yard field goal by Breech, giving Cincinnati a 16–13 lead and leaving the 49ers just 3:20 on the clock. San Francisco received the kickoff and returned it to the 20, but a penalty moved the ball back to the eight–yard line. What happened next is legendary. Montana connected on five consecutive passes to move the ball to the Bengals 35. A holding penalty moved the ball back 10 yards, but Montana responded with a 27–yard completion to Rice and another first down. A quick hit to Craig followed by a timeout left the Niners with second and two from the Bengals 10–yard line. Following the timeout, Montana hit WR John Taylor in the middle of the end zone for a touchdown and San Francisco had its third Super Bowl title of the decade.

Bengals	0	3	10	3	–	16
49ers	3	0	3	14	–	20

49ers— Cofer 41 FG
 Bengals— Breech 34 FG
 Bengals— Breech 43 FG
 49ers— Cofer 32 FG
 Bengals— Jennings 93 kickoff return (Breech kick)
 49ers— Rice 14 pass from Montana (Cofer kick)
 Bengals— Breech 40 FG
 49ers— Taylor 10 pass from Montana (Cofer kick)

1989

49ers 41, Minnesota Vikings 13
NFC Divisional Playoff
January 6 at Candlestick Park
(San Francisco, CA)

QB Joe Montana threw four touchdown passes and RB Roger Craig rushed for 118 yards as the 49ers advanced to the NFC Championship Game with a convincing 41–13 win over the visiting Minnesota Vikings at Candlestick Park. The Vikings opened the scoring on a K Rich Karlis field goal nine minutes into the first quarter, but from that point on it was all San Francisco. The 49ers erupted for 28 consecutive points before halftime to put the game away early. Just 20 seconds after the Vikings initial score, Montana connected with WR Jerry Rice for the first of his four touchdown passes of the afternoon. The play started simply enough before, in true Rice fashion, he turned a seven–yard gain into a 72–yard touchdown. Following an interception by S Chet Brooks, Montana hit TE Brent Jones for an eight–yard touchdown pass and the rout was on. Montana would add touchdown passes to WR John Taylor and another to Rice before handing the game over to reserve QB Steve Young. On the day, Montana completed 17–of–24 passes for 241 yards. The 49ers defense would also contribute a score, courtesy of S Ronnie Lott, who intercepted a QB Tommy Kramer pass and returned it 58 yards for a touchdown.

Vikings	3	0	3	7	–	13
49ers	7	20	0	14	–	41

Vikings— Karlis 38 FG
 49ers— Rice 72 pass from Montana (Cofer kick)
 49ers— Jones 8 pass from Montana (Cofer kick)
 49ers— Taylor 8 pass from Montana (kick failed)
 49ers— Rice 13 pass from Montana (Cofer kick)
 Vikings— Karlis 44 FG
 49ers— Lott 58 interception return (Cofer kick)
 49ers— Craig 4 run (Cofer kick)
 Vikings— Fenney 3 run (Kalis kick)

49ers 30, Los Angeles Rams 3
NFC Championship
January 14 at Candlestick Park
(San Francisco, CA)

The 49ers defense intercepted QB Jim Everett three times and held the Los Angeles Rams to 156 yards of total offense as San Francisco earned its fourth trip to the Super Bowl of the decade with a 30–3 win at Candlestick Park in the NFC Championship Game. San Francisco QB Joe Montana was superb in his direction of the 49ers offense, completing 26–of–30 passes for 262 yards and two touchdowns. His first touchdown pass of the game came with 11:27 remaining in the second quarter when he hit TE Brent Jones on a 20–yard strike to give the 49ers a 7–3 lead. CB Tim McKyer intercepted an Everett pass giving the 49ers possession at the Los Angeles 27–yard line. A five–play drive culminated in a one–yard touchdown run by RB Roger Craig. It wouldn't take long for San Francisco to strike again. Gaining possession with 3:10 remaining in

the second, Montana calmly directed a 14-play, 97-yard drive that ended with an 18-yard scoring toss to WR John Taylor. K Mike Cofer accounted for the final nine points on three field goals in the second half. Offensively, Montana was joined by Craig, who rushed for 94 yards on 24 carries. WR Jerry Rice caught six passes for 55 yards and FB Tom Rathman added 63 yards rushing and 48 yards receiving.

Rams	3	0	0	0	—	3
49ers	0	21	3	6	—	30

Rams—Lansford 23 FG
 49ers—Jones 20 pass from Montana (Cofer kick)
 49ers—Craig 1 run (Cofer kick)
 49ers—Taylor 18 pass from Montana (Cofer kick)
 49ers—Cofer 28 FG
 49ers—Cofer 36 FG
 49ers—Cofer 25 FG

49ers 55, Denver Broncos 10
Super Bowl XXIV
January 28 at Louisiana Superdome
(New Orleans, LA)

WR Jerry Rice scored three touchdowns, FB Tom Rathman scored twice and QB Joe Montana earned his third Super Bowl MVP award as the San Francisco 49ers cruised to their fourth NFL Championship of the decade with a resounding 55–10 win over the Denver Broncos. The game was played before a crowd of 72,919 at the Louisiana Superdome in New Orleans, LA. Rice scored on touchdown catches of 20, 38 and 28 yards en route to a seven-reception, 148-yard outing. Rathman scored his two touchdowns on runs of one and three yards. The real story of the game was the play of Montana. He completed a sensational 22-of-29 passes for 297 yards and five touchdowns. He was masterful in his direction of the 49ers offense, leading the team on scoring drives of 66, 69 and 71 yards. The 49ers defense proved to be as devastating as the offense. San Francisco harassed Denver QB John Elway all game, intercepting him twice and sacking him on six occasions. DE Daniel Stubbs led the way with two sacks and was joined by four others who had one sack each. DE Kevin Fagan had six tackles and LB Matt Millen added five.

49ers	13	14	14	14	—	55
Broncos	3	0	7	0	—	10

49ers—Rice 20 pass from Montana (Cofer kick)
 Broncos—Treadwell 42 FG
 49ers—Jones 7 pass from Montana (kick failed)
 49ers—Rathman 1 run (Cofer kick)
 49ers—Rice 38 pass from Montana (Cofer kick)
 49ers—Rice 28 pass from Montana (Cofer kick)
 49ers—Taylor 35 pass from Montana (Cofer kick)
 Broncos—Elway 3 run (Treadwell kick)
 49ers—Rathman 3 run (Cofer kick)
 49ers—Craig 1 run (Cofer kick)

1990

49ers 28, Washington Redskins 10
NFC Divisional Playoff
January 12 at Candlestick Park
(San Francisco, CA)

QB Joe Montana completed 22-of-31 passes for 274 yards and two touchdowns as San Francisco advanced to the NFC Championship Game with a 28–10 win over the visiting Washington Redskins. The Redskins opened the scoring on a 31-yard touchdown reception from QB Mark Rypien to WR Art Monk. The 49ers answered with a one-yard touchdown run by FB Tom Rathman that capped an eight-play, 74-yard drive to tie the score at 7–7. Washington added a 44-yard field goal by K Chip Lohmiller just before the end of the first quarter to take a 10–7 lead. That would be all of the scoring for the Redskins as the 49ers would reel off 21 consecutive points over the next three quarters. Montana hit WR Jerry Rice on a 10-yard strike to complete a 10-play drive, giving San Francisco its first lead of the game four minutes into the second quarter. Five minutes later, the 49ers would extend their lead to 21–10 thanks to an eight-yard touchdown pass from Montana to WR Mike Sherrard. It was the 49ers defense that would cap the scoring for the day. Following a scoreless third quarter, DT Michael Carter intercepted a Rypien pass that had been tipped by DE Charles Haley and returned it 61 yards for a touchdown. CB Don Griffin and DE Kevin Fagan had seven tackles each to lead the 49ers defense.

Redskins	10	0	0	0	—	10
49ers	7	14	0	7	—	28

Redskins—Monk 31 pass from Rypien (Lohmiller kick)
 49ers—Rathman 1 run (Cofer kick)
 Redskins—Lohmiller 44 FG
 49ers—Rice 10 pass from Montana (Cofer kick)
 49ers—Sherrard 8 pass from Montana (Cofer kick)
 49ers—Carter 61 interception return (Cofer kick)

New York Giants 15, 49ers 13
NFC Championship
January 20 at Candlestick Park
(San Francisco, CA)

Kickers and defense were the story of the day at Candlestick as the Giants used five field goals from K Matt Bahr and the Giants defense held San Francisco to 39 yards on the ground to defeat the 49ers 15–13. In the first two quarters, it was Bahr and 49ers K Mike Cofer who provided all the scoring. Bahr connected on a pair of field goals from 28 and 42 yards out. Cofer added field goals of 47 and 35 yards, and the teams entered the half in a 6–6 tie. San Francisco opened the scoring in the third quarter on a 61-yard touchdown pass to WR John Taylor from QB Joe Montana to take a 13–6 lead. From that point on, it was all New York and Matt Bahr. Bahr kicked field goals of 46 and 38 yards to pull the Giants within one at 13–12 with 5:47 remaining. San Francisco took over at its own 20-yard line, but five plays later DT Erik Howard forced a 49ers fumble and LB Lawrence Taylor recovered at

the Giants 43-yard line with 2:36 remaining. A pair of QB Jeff Hostetler completions to TE Mark Bavaro and WR Stephen Baker had the Giants in field goal range at the 49ers 29-yard line with 1:10 remaining in the contest. Three plays later Bahr added his fifth field goal of the day, this one from 42 yards away, as time expired. Montana completed 18-of-26 passes for 190 yards and one touchdown. Taylor caught two passes for 75 yards, including the 61-yard touchdown. WR Jerry Rice added five catches for 54 yards. Defensively, San Francisco was led by LB Bill Romanowski's seven tackles. DT Jim Burt, DT Pierce Holt and DE Charles Haley added one sack each.

Giants	3	3	3	6	—	15
49ers	3	3	7	0	—	13

49ers—Cofer 47 FG
 Giants—Bahr 28 FG
 Giants—Bahr 42 FG
 49ers—Cofer 35 FG
 49ers—Taylor 61 pass from Montana (Cofer kick)
 Giants—Bahr 46 FG
 Giants—Bahr 38 FG
 Giants—Bahr 42 FG

1992

49ers 20, Washington Redskins 13
NFC Divisional Playoff
January 9 at Candlestick Park
(San Francisco, CA)

QB Steve Young threw for 227 yards, including two touchdown passes, and rushed for an additional 73 yards to lead San Francisco to a hard fought 20–13 win over the visiting Redskins at Candlestick Park. Young tossed a five-yard touchdown pass to WR John Taylor to open the scoring at the 11:48 mark of the first quarter. The teams traded field goals, and then Young hit TE Brent Jones on a 16-yard scoring strike and K Mike Cofer added the extra point to give San Francisco a 17–3 lead at halftime. The Redskins answered with 10 consecutive points on a K Chip Lohmiller field goal and a QB Mark Rypien one-yard touchdown plunge to cut the 49ers lead to 17–13. The locals responded with a 14-play, 59-yard drive that resulted in a 33-yard Cofer field goal with 2:22 remaining. The San Francisco defense did the rest, sacking Rypien four times on its final drive before forcing the Redskins to turn the ball over on downs. DT Pierce Holt had four tackles, including three sacks, to pace a determined Niners defense. CB Don Griffin posted a team-high six stops in the victory.

Redskins	3	0	3	7	—	13
49ers	7	10	0	3	—	20

49ers—Taylor 5 pass from Young (Cofer kick)
 Redskins—Lohmiller 19 FG
 49ers—Cofer 23 FG
 49ers—Jones 16 pass from Young (Cofer kick)
 Redskins—Lohmiller 32 FG
 Redskins—Rypien 1 run (Lohmiller kick)
 49ers—Cofer 33 FG

1992

Dallas Cowboys 30, 49ers 20
NFC Championship
January 17 at Candlestick Park
(San Francisco, CA)

QB Troy Aikman completed 24-of-34 passes for 322 yards and two touchdowns as the Cowboys claimed a 30-20 win over the 49ers. The game was played before 64,920 fans at a rainy Candlestick Park. Dallas opened the scoring with a 20-yard field goal by K Lin Elliott. The 49ers answered with a one-yard run by QB Steve Young to take a 7-3 lead after the first quarter. Cowboy RB Emmitt Smith scored the first of his two touchdowns on a four-yard run at the 5:05 mark of the second quarter to put Dallas up 10-7. San Francisco tied the score three minutes later on a 28-yard field goal by K Mike Cofer. FB Daryl Johnston scored the first points of the second half on a three-yard run at the 10:45 mark of the third quarter to put the Cowboys ahead 17-10. Cofer added a field goal for the 49ers to make the score 17-13 heading into the fourth quarter. It was a battle between Aikman and Young in the fourth. Aikman hit Smith on a 16-yard scoring strike at the 12:25 mark, extending the Dallas lead to 24-13. Young answered back with a nine play, 93-yard drive resulting in a five-yard scoring toss to WR Jerry Rice to trim the Cowboys lead to 24-20. It didn't take long for Dallas to respond. On a first and 10 from their own 21, Aikman hit WR Alvin Harper on a crossing pattern that Harper turned into a 70-yard completion. Three plays later Aikman hit WR Kelvin Martin for a six-yard touchdown to secure the win. Rice had an outstanding day receiving, finishing with eight catches for 123 yards and one touchdown. Young completed 25-of-35 passes for 313 yards and one touchdown. CB Eric Davis had six tackles to lead the 49ers defense. DT Ted Washington and DE Kevin Fagan had two sacks each.

Cowboys	3	7	7	13	-	30
49ers	7	3	3	7	-	20

Cowboys— Elliott 20 FG
 49ers— Young 1 run (Cofer kick)
 Cowboys— Smith 4 run (Elliott kick)
 49ers— Cofer 28 FG
 Cowboys— Johnston 3 run (Elliott kick)
 49ers— Cofer 42 FG
 Cowboys— Smith 16 pass from Aikman (Elliott kick)
 49ers— Rice 5 pass from Young (Cofer kick)
 Cowboys— Martin 6 pass from Aikman (kick blocked)

1993

49ers 44, New York Giants 3
NFC Divisional Playoff
January 15 at Candlestick Park
(San Francisco, CA)

It was a wattered down 49ers attack at Candlestick Park as RB Ricky Watters established an NFL single-game playoff record with five rushing touchdowns in the 44-3 win over the visting New York Giants. Watters scored on runs of one, one, two, six and two yards as he compiled 118 rushing yards on 24 carries. He also caught a team-high five passes for 46 yards from QB Steve Young, who finished the day completing 17-of-22 passes for 226 yards in the victory. The 49ers defense stepped up their play in the win as well. New York was held to 194 total yards, with only 41 yards rushing. DT Dana Stubblefield had two sacks and LB Bill Romanowski added a team-high five tackles. The game was marked by several milestone events: Attendance of 67,143 set a 49ers and Candlestick Park record (since broken), 44 points are most scored by 49ers in an NFC Playoff Game, Watters sets NFL single-game record for postseason rushing touchdowns (5), postseason touchdowns (5) and points scored (30).

Giants	0	3	0	0	-	3
49ers	9	14	14	7	-	44

49ers— Watters 1 run (kick failed)
 49ers— Cofer 29 FG
 49ers— Watters 1 run (Cofer kick)
 49ers— Watters 2 run (Cofer kick)
 Giants— Treadwell 25 FG
 49ers— Watters 6 run (Cofer kick)
 49ers— Watters 2 run (Cofer kick)
 49ers— Logan 2 run (Cofer kick)

Dallas Cowboys 38, 49ers 21
NFC Championship
January 23 at Texas Stadium
(Irving, TX)

The Cowboys broke a 7-7 tie by scoring 21 unanswered points in the second quarter and that proved to be the difference in their 38-21 win over the visiting 49ers. The game was played before 64,902 at Texas Stadium. The Cowboys opened the scoring on a five-yard touchdown run by RB Emmit Smith at 8:14 of the first quarter. San Francisco responded with a seven-yard touchdown reception by FB Tom Rathman from QB Steve Young early in the second quarter to tie the score. That would be as close as the 49ers would get, as Dallas answered with a 21-point outburst in the final 10 minutes of the second quarter to take a 28-7 halftime lead. San Francisco scored its second touchdown of the game at the 5:47 mark of the third quarter. RB Ricky Watters capped a six-play, 43-yard drive with a four-yard scamper into the end zone. Dallas sealed the game by scoring 10 consecutive points on a 42-yard touchdown reception by WR Alvin Harper from reserve QB Bernie Kosar and adding a 50-yard field goal from K Eddie Murray. The 49ers would add another touchdown on a one-yard plunge by Young, capping a 17-play,

94-yard drive. San Francisco was paced offensively by Young, who completed 27-of-45 passes for 287 yards and one touchdown.

49ers	0	7	7	7	-	21
Cowboys	7	21	7	3	-	38

Cowboys— Smith 5 run (Murray kick)
 49ers— Rathman 7 pass from Young (Cofer kick)
 Cowboys— Johnston 4 run (Murray kick)
 Cowboys— Smith 11 pass from Aikman (Murray kick)
 Cowboys— Novacek 19 pass from Aikman (Murray kick)
 49ers— Watters 4 run (Cofer kick)
 Cowboys— Harper 42 pass from Kosar (Murray kick)
 Cowboys— Murray 50 FG
 49ers— Young 1 run (Cofer kick)

1994

49ers 44, Chicago Bears 15
NFC Divisional Playoff
January 7 at Candlestick Park
(San Francisco, CA)

FB William Floyd rushed for three touchdowns and the 49ers defense held Chicago to just 247 yards in a 44-15 rout of the Bears. Floyd's three scores established him as the first rookie to hit paydirt three times in an NFL playoff game. The Bears actually took an early 3-0 lead on a 39-yard field goal by K Kevin Butler. The Niners bounced back, however, lighting up the scoreboard for 37 unanswered points to put the game away. San Francisco's first points were the result of a 13-play, 68-yard drive that ended with a two-yard run by Floyd. CB Eric Davis then intercepted QB Steve Walsh on the Bears next possession and moments later, QB Steve Young connected with TE Brent Jones for an eight-yard scoring play. The Niners continued to roll in the second quarter, increasing the lead to 30-3 at the half on touchdown runs by Floyd and Young, sandwiched around a K Doug Brien field goal. Floyd's third touchdown of the game midway through the third quarter increased the lead to 37-3 and completed the afternoon's work for many of the San Francisco starters. LB Gary Plummer led a spirited defensive effort, tying the 49ers single-game postseason record with 13 tackles. The 49ers defense also sacked Chicago quarterbacks four times, led by DE Tim Harris' two.

49ers	7	23	7	7	-	44
Bears	3	0	0	12	-	15

Bears— Butler 39 FG
 49ers— Floyd 2 run (Brien kick)
 49ers— Jones 8 pass from Young (kick failed)
 49ers— Floyd 4 run (Brien kick)
 49ers— Brien 36 FG
 49ers— Young 6 run (Brien kick)
 49ers— Floyd 1 run (Brien kick)
 Bears— Flanigan 2 pass from Kramer (pass failed)
 49ers— Walker 1 run (Brien kick)
 Bears— Tillman 1 run (pass failed)

49ers 38, Dallas Cowboys 28

NFC Championship

January 15 at Candlestick Park

(San Francisco, CA)

CB Eric Davis returned an interception 44 yards for a touchdown and forced a fumble that San Francisco converted into another touchdown. Those plays set the stage for a defensive effort that produced five takeaways in San Francisco's 38–28 NFC Championship Game win over the Dallas Cowboys. The game was played before a Candlestick Park–record 69,143 (since broken). On the third play of the game, Davis, playing a disguised zone coverage, stepped in front of a QB Troy Aikman pass and sprinted to the end zone. Three plays later, he stripped the ball from WR Michael Irvin and S Tim McDonald recovered. Five plays later, QB Steve Young hit FB Ricky Watters in the flat on a play that produced a 29–yard touchdown and a 14–0 lead. The ensuing kickoff saw 49ers RB Adam Walker jar the ball loose from Dallas returner Kevin Williams and K Doug Brien recovered the fumble. It took seven plays before FB William Floyd plunged in from the one to make it 21–0 with 7:33 remaining in the first quarter. Dallas began its comeback on the next series. Facing third and 23 from the San Francisco 44, Aikman hit Irvin for a touchdown that cut the score to 21–7. Following a Brien field goal of 34 yards, RB Emmitt Smith capped a 63–yard drive with a four–yard run that narrowed the gap to 24–14. The crucial point in the game came seconds before the first half expired. With eight seconds remaining, Young found WR Jerry Rice for a 28–yard score, giving the 49ers a 31–14 lead heading into the locker room. The teams traded touchdowns in the second half with the 49ers holding off a strong Dallas charge in the fourth quarter. Young completed 13–of–29 passes for 155 yards and two touchdowns. He also rushed for 47 yards and another score. Watters led the ground game, compiling 72 yards, while TE Brent Jones and Floyd each had three receptions. Defensively, LB Ken Norton Jr. paced the squad with 10 tackles, while Davis and McDonald added seven. Davis also had two interceptions and a forced fumble. CB Deion Sanders had an interception, along with five passes defended, while DT Rhett Hall and DE Tim Harris each had two sacks.

49ers	21	10	7	0	–	38
Cowboys	7	7	7	7	–	28

49ers— Davis 44 interception return (Brien kick)
 49ers— Watters 29 pass from Young (Brien kick)
 49ers— Floyd 1 run (Brien kick)
 Cowboys— Irvin 44 pass from Aikman (Boniol kick)
 49ers— Brien 34 FG
 Cowboys— Smith 4 run (Boniol kick)
 49ers— Rice 28 pass from Young (Brien kick)
 Cowboys— Smith 1 run (Boniol kick)
 49ers— Young 3 run (Brien kick)
 Cowboys— Irvin 10 pass from Aikman (Boniol kick)

49ers 49, San Diego Chargers 26

Super Bowl XXIX

January 29 at Joe Robbie Stadium

(Miami, FL)

QB Steve Young set a Super Bowl record with six touchdown passes and WR Jerry Rice hauled in three scoring passes for the second time in his career in the world championship game. The 49ers stars led an offensive explosion that carried the team to a 49–26 win over San Diego. San Francisco wasted little time getting on the scoreboard as it took just three plays following the game's opening kickoff to crack the Chargers end zone. Following a FB William Floyd four–yard run and an 11–yard pass from Young to WR John Taylor, Young connected with Rice streaking down the middle of the field for a 44–yard scoring strike. Following a San Diego punt, San Francisco was back in the end zone again after only three plays as Young, once again, challenged the middle of the Chargers defense, this time with a pass to RB Ricky Watters, which netted a 51–yard score. The Chargers made things close for awhile, however, putting together a 13–play, 78–yard drive that concluded with a RB Natrone Means one–yard touchdown plunge to make it 14–7 after one quarter of play. The 49ers began to break the game open in the second quarter. They followed the San Diego touchdown with a 70–yard drive that culminated with a five–yard scoring pass from Young to Floyd. Two possessions later, following a partially blocked punt by RB Adam Walker, the Niners drove 49 yards for another score on an eight–yard toss from Young to Watters. K John Carney's 31–yard field goal with less than two minutes remaining in the half closed the margin at intermission to 28–10. The Niners put the game away in the third quarter, running the lead to 42–10 on a pair of long drives that ended with Watters' third score of the evening, a nine–yard blast up the middle, and a 15–yard pass from Young to Rice. Rice caught his third touchdown of the night on a seven–yard toss from Young in the fourth quarter, enabling Young to break QB Joe Montana's record of five Super Bowl touchdown passes. Young was named the game's Most Valuable Player, while Rice turned in the second best receiving performance in Super Bowl history with 10 catches for 149 yards, while tying his own record with three scoring receptions.

Chargers	7	3	8	8	–	26
49ers	14	14	14	7	–	49

49ers— Rice 44 pass from Young (Brien kick)
 49ers— Watters 51 pass from Young (Brien kick)
 Chargers— Means 1 run (Carney kick)
 49ers— Floyd 5 pass from Young (Brien kick)
 49ers— Watters 8 pass from Young (Brien kick)
 Chargers— Carney 31 FG
 49ers— Watters 9 run (Brien kick)
 49ers— Rice 15 pass from Young (Brien kick)
 Chargers— Coleman 98 KO return (Humphries to Seay pass)
 49ers— Rice 7 pass from Young (Brien kick)
 Chargers— Martin 30 pass from Humphries (Humphries to Pupunu pass)

1995

Green Bay Packers 27, 49ers 17

NFC Divisional Playoff

January 6 at 3Com Park

(San Francisco, CA)

Aided by a swarming defense that caused four turnovers, the Green Bay Packers defeated the 49ers 27–17 at 3Com Park. A record crowd of 69,311 saw the Packers advance to the NFC Championship Game, while the 49ers one–year reign as world champions ended with an overall record of 11–6. Green Bay took its opening drive and marched to the San Francisco 26 before settling for a field goal attempt. However, K Chris Jacke's 44–yard attempt was blocked by S Tim McDonald and the 49ers took over at their 34. On the first play from scrimmage, QB Steve Young hit FB Adam Walker in the flat, but LB Wayne Simmons jarred the ball loose and CB Craig Newsome returned the fumble 31 yards for the touchdown. Green Bay also scored on its next two possessions, a three–yard pass from QB Brett Favre to TE Keith Jackson and a 13–yard toss from Favre to TE Mark Chmura. San Francisco scored its first points of the game late in the half when K Jeff Wilkins nailed a 21–yard field goal with two minutes remaining. The 49ers took their first possession of the third quarter and marched 80 yards for a touchdown, when Young plunged in from the one, cutting the deficit to 21–10. On the 14–play drive, Young was 9–of–10 and ran the ball twice. Again, the Packers responded to the challenge, using a pair of Jacke field goals (27 yards in the third quarter, 26 yards in the fourth quarter), and boosted Green Bay's lead to 27–10. San Francisco's final score of the season came on a two–yard plunge by RB Derek Loville with 50 seconds remaining in the game. Young completed 32 passes in an NFL postseason record 65 attempts, for 328 yards and two interceptions. He also led the 49ers in rushing, gaining 77 yards in nine attempts, including a 40–yard sprint after he was flushed from the pocket. WR Jerry Rice led the receivers with 11 catches for 117 yards, while TE Brent Jones gained 112 yards on eight receptions. Defensively, DT Dana Stubblefield recorded a team–high 10 tackles and a sack for a loss of five yards, while LB Ken Norton Jr. added nine tackles.

Packers	14	7	3	3	–	27
49ers	0	3	7	7	–	17

Packers— Newsome 31 fumble return (Jacke kick)
 Packers— Jackson 3 pass from Favre (Jacke kick)
 Packers— Chmura 13 pass from Favre (Jacke kick)
 49ers— Wilkins 21 FG
 49ers— Young 1 run (Wilkins kick)
 Packers— Jacke 27 FG
 Packers— Jacke 26 FG
 49ers— Loville 2 run (Wilkins kick)

1996

49ers 14, Philadelphia Eagles 0
NFC Wild Card
December 29 at 3Com Park
(San Francisco, CA)

On a wet and windy Sunday at 3Com Park, San Francisco opened its 1996 postseason by defeating the Philadelphia Eagles 14–0 in the NFC Wild Card Game. Led by their marquee players QB Steve Young and WR Jerry Rice on offense, and a defense that recorded the team's first postseason shutout since the 1984 NFC Championship Game, the 49ers advanced to the NFC Divisional Playoff round. Following a scoreless first quarter, Young led the offense on a 10–play, 74–yard drive that concluded with the Pro Bowl quarterback scoring on a gutty nine–yard run off a quarterback draw. On that play Young broke four tackles while fighting his way to paydirt. Twice in the second quarter the Eagles mounted long drives only to be denied just short of the endzone by Niners interceptions. Philadelphia's first trip ended with CB Marquez Pope intercepting a QB Ty Detmer pass on San Francisco's seven–yard line. Late in the quarter the Eagles marched 59 yards on 10 plays moving to the 49ers five–yard line. Facing third and four, Detmer's attempt to WR Chris T. Jones was picked off by DE Roy Barker, who had dropped off into zone–blitz coverage. The only scoring in the second half occurred on the Niners second possession of the third quarter. On that drive, Rice made a spectacular one–handed catch that resulted in a 36–yard gain. He scored on a three–yard pass from Young on the next play from scrimmage. Young finished as the game's leading rusher with 65 yards, while also completing 14–of–21 tosses for 161 yards. Rice had four catches for 50 yards and his 19th career postseason touchdown (17th receiving). RB Terry Kirby added 43 yards rushing. The Niners defense, which held Eagles RB Ricky Watters to 57 rushing yards, was led by LB Ken Norton Jr.'s team postseason–record 12 solo tackles. DT Bryant Young registered two sacks and LB Lee Woodall added a sack among his six total stops.

49ers	0	7	7	0	–	14
Eagles	0	0	0	0	–	0

49ers— Young 9 run (Wilkins kick)
 49ers— Rice 3 pass from Young (Wilkins kick)

Green Bay Packers 35, 49ers 14
NFC Divisional Playoff
January 4 at Lambeau Field
(Green Bay, WI)

Missed opportunities, including a total of five turnovers, spelled defeat for the San Francisco 49ers in their NFC Divisional Playoff Game with the Green Bay Packers. Played before a record Lambeau Field crowd of 60,787, the 49ers fell 35–14 in a game that featured 34–degree weather (with a wind chill of nine–degrees) and driving rain. It didn't take long for the Packers to take a lead. After forcing San Francisco to punt on its first series, WR Desmond Howard took P Tommy Thompson's punt, split the coverage down the middle of the field and raced for a 71–yard touchdown. Then, with seven minutes remaining in the opening stanza, Howard struck again. He returned a punt 46 yards to the San Francisco seven, and two plays later, QB Brett Favre threw a four–yard scoring pass to WR Andre Rison to make it 14–0. San Francisco then mounted a comeback in the second quarter. Trailing 21–0, the tide began to turn when 49ers special teams standout Curtis Buckley recovered a muffed punt at the Green Bay 26. Moments later, QB Elvis Grbac, replacing the injured QB Steve Young (ribs), hit RB Terry Kirby with an eight–yard pass, cutting the deficit to 21–7 at the half. On the opening kickoff of the third quarter, San Francisco CB Steve Israel recovered a loose ball on the Packers four, setting the stage for Grbac's scamper into the end zone. The 49ers fate was sealed, however, on the ensuing Packers drive. Marching 72 yards in 12 plays (10 of which were runs), Green Bay scored when FB Edgar Bennett fumbled before crossing the goal line; but before the 49ers defenders could react, WR Antonio Freeman fell on the loose ball, giving the hosts a 28–14 advantage. Bennett scored on an 11–yard run, and two more fumbles in the fourth quarter snuffed out any hope the 49ers had in getting back into the game. Young played the first nine plays at quarterback before giving way to Grbac late in the first quarter. Grbac completed 19–of–36 passes for 125 yards with one touchdown and three interceptions and led the team in rushing with 32 yards. Backfield mates Kirby and RB William Floyd had six receptions each, while WR Jerry Rice had a team–high 36 yards receiving. Defensively, LB Ken Norton Jr. posted eight tackles and LB Gary Plummer added seven. All–Pro DT Bryant Young left the game late in the first quarter because of a neck injury. He was taken to the hospital for tests, which were negative.

49ers	0	7	7	0	–	14
Packers	14	7	7	7	–	35

Packers— Howard 71 punt return (Jacke kick)
 Packers— Rison 4 pass from Favre (Jacke kick)
 Packers— Bennet 2 run (Jacke kick)
 49ers— Kirby 8 pass from Grbac (Wilkins kick)
 49ers— Grbac 4 run (Wilkins kick)
 Packers— Freeman fumble recovery (Jacke kick)
 Packers— Bennett 11 run (Jacke kick)

1997

49ers 38, Minnesota Vikings 22
NFC Divisional Playoff
January 3 at 3Com Park
(San Francisco, CA)

RB Terry Kirby rushed for a career–high 120 yards and scored two touchdowns, leading the San Francisco 49ers to a 38–22 victory over the Minnesota Vikings in the NFC Divisional Playoffs at 3Com Park. In addition to Kirby's heroics, QB Steve Young completed 21–of–30 passes for 224 yards and a touchdown, WR J.J. Stokes had 101 yards receiving and LB Ken Norton Jr. returned an interception 23 yards for a touchdown. San Francisco's first score came compliments of a Minnesota special teams miscue. P Mitch Berger's punt sailed off the side of his foot and into the crowd after going only 12 yards. The 49ers took over on the Vikings 26, and four plays later, FB William Floyd scored from the one and the 49ers led 7–0. Less than a minute later, the visitors tied the game on a 66–yard scoring pass from QB Randall Cunningham to WR Cris Carter. In the second quarter, the 49ers again took advantage of a poor kick by Berger — this time a punt of 29 yards — to take a 14–7 lead. Moving 61 yards in only four plays, and aided by three Minnesota penalties, Kirby scored the first of his two touchdowns on a one–yard plunge. The game–breaker occurred two plays later when the San Francisco defense flushed Cunningham out of the pocket and forced him to throw a pass over an onrushing DE Roy Barker and into the hands of Norton, who ran untouched into the end zone. In the third quarter, K Gary Anderson connected on a 34–yard field goal to build the lead to 24–7, but Cunningham and Carter hooked up again for a score, closing the gap to 24–14. On the ensuing series, the 49ers marched 75 yards in seven plays, highlighted by two Kirby runs of 22 and 14 yards. Young then hit WR Terrell Owens with one of the prettiest touchdowns of the year, as the second–year receiver shook off a defender then dove into the end zone for the score. Kirby finished the scoring in the fourth quarter with another one–yard run. CB Tyrone Drakeford had six tackles and a pair of passes defended to pace the defense. Barker also recorded San Francisco's only sack of the game.

Vikings	7	0	7	8	–	22
49ers	7	14	10	7	–	38

49ers— Floyd 1 run (Anderson kick)
 Vikings— Carter 66 pass from Cunningham (Murray kick)
 49ers— Kirby 1 run (Anderson kick)
 49ers— Norton 23 interception (Anderson kick)
 49ers— Anderson 34 FG
 Vikings— Carter 3 pass from Cunningham (Murray kick)
 49ers— Owens 15 pass from Young (Anderson kick)
 49ers— Kirby 1 run (Anderson kick)
 Vikings— Hatchette 13 pass from Cunningham (Cunningham to Walsh pass)

Green Bay Packers 23, 49ers 10
NFC Championship
January 11 at 3Com Park
(San Francisco, CA)

RB Dorsey Levens rushed for 114 yards and WR Antonio Freeman caught four passes for 104 yards and a touchdown to lead visiting Green Bay to a 23–10 win in the NFC Championship Game. The game was played before 68,987 under windy and rainy conditions at 3Com Park. The Packers opened the scoring late in the first quarter. After San Francisco punted on its first series, QB Brett Favre led Green Bay on a 10–play, 76–yard drive that resulted in a K Ryan Longwell 19–yard field goal. Favre completed three–of–four passes for 37 yards in the series. Green Bay continued its scoring in the second quarter. S Eugene Robinson intercepted a QB Steve Young pass and returned it 58 yards to the San Francisco 28. Two plays later, Favre threw a 27–yard scoring pass to Freeman to make the score 10–0. San Francisco then broke the drought with a scoring drive beginning with 4:23 remaining in the second quarter. Following a missed field goal by Longwell, the 49ers took possession at their own 38. A pair of Young completions for 32 yards had the Niners in Packers territory, but two holding penalties brought the ball back to the original line of scrimmage. On a key third down with 26 yards to go, Young completed a 48–yard pass to WR Terrell Owens to the Packers 10–yard line. The drive resulted in a 28–yard field goal by K Gary Anderson. Green Bay answered on its next possession. Freeman returned the kickoff 18 yards to the Packers 27. Two plays later, Favre hit Freeman for a 40–yard completion to the San Francisco 25. Longwell connected on a 43–yard field goal to make the halftime score 13–3. After a scoreless third quarter, Green Bay extended its lead to 16–3 on a 25–yard field goal by Longwell. The Packers added seven more after a five–yard touchdown run by Levens to make the score 23–3. San Francisco closed out the game by scoring on the ensuing kickoff. Chuck Levy returned Longwell's kick 95 yards for a touchdown. Levy's return was the second longest postseason return for San Francisco, trailing the 97–yard touchdown return by Vic Washington vs. Dallas in 1972. Young completed 23–of–38 passes for 250 yards and one interception. RB Terry Kirby ran for a team–high 21 yards on six carries. WR J.J. Stokes caught six passes for 87 yards, including a long of 43. Defensively, San Francisco was led by S Merton Hanks with eight tackles. LB Ken Norton Jr., LB Lee Woodall, LB Gary Plummer and S Tim McDonald had seven tackles each.

Packers	3	10	0	10	–	23
49ers	0	3	0	7	–	10

Packers— Longwell 19 FG
 Packers— Freeman 27 pass from Favre (Longwell kick)
 49ers— Anderson 28 FG
 Packers— Longwell 43 FG
 Packers— Longwell 25 FG
 Packers— Levens 5 run (Longwell kick)
 49ers— Levy 95 kickoff return (Anderson kick)

1998

49ers 30, Green Bay Packers 27
NFC Wild Card
January 3 at 3Com Park
(San Francisco, CA)

QB Steve Young threw three touchdown passes, including a 25–yard strike to WR Terrell Owens with three seconds remaining, as San Francisco edged Green Bay, 30–27. On a crystal clear day in the Bay Area, it was the Packers who opened the scoring on a 23–yard field goal from K Ryan Longwell midway through the first quarter. San Francisco answered with help from a big play on defense. S Merton Hanks forced a fumble by RB Dorsey Levens and the ball was recovered by DE Chris Doleman at the Green Bay 19–yard line. Three plays later Young connected with TE Greg Clark from one yard out for the touchdown and a 7–3 lead. Just four seconds into the second quarter, the Packers regained the lead on a two–yard scoring toss from QB Brett Favre to WR Antonio Freeman. San Francisco tied the score on the first of three K Wade Richey field goals, this one from 34 yards out with 6:53 remaining in the half. The Packers surged back ahead with 36 seconds remaining when Levens bowled into the end zone from two yards out to take a 17–10 halftime lead. The third quarter opened with Favre being pressured into an errant pass that was intercepted by LB Lee Woodall. Five plays later, the score was tied for a third time when Young hit Clark from eight yards out for the score. The 49ers reclaimed the lead midway through the quarter on a team postseason record and career–long 48–yard field goal from Richey. In a game that saw five lead changes and three ties, the fourth quarter became particularly dramatic. Longwell answered Richey's 48–yard kick with a 37–yard effort of his own to tie the game at 20–20 at the beginning of the fourth. On the ensuing possession, San Francisco marched 51 yards in 10 plays and capped the drive with a 40–yard field goal by Richey to reclaim the lead at 23–20. With 4:19 remaining in the game, Green Bay took over at its own 11–yard line. From there, Favre would lead his team on a nine–play, 89–yard scoring drive. The drive was capped when Favre hit Freeman from 15 yards out for the touchdown and a 27–23 lead with 1:56 remaining in the game. The Packers touchdown set up one of the most memorable sequences in 49ers history. San Francisco took possession at its own 24–yard line with 1:50 remaining and three timeouts to its credit. On the final play, Young dropped back, stumbled and threw a 25–yard touchdown strike to Owens who was sandwiched in the end zone by S Pat Terrell and S Darren Sharper.

Packers	3	14	0	10	–	27
49ers	7	3	10	10	–	30

Packers— Longwell 23 FG
 49ers— Clark 1 pass from Young (Richey kick)
 Packers— Freeman 2 pass from Favre (Longwell kick)
 49ers— Richey 34 FG
 Packers— Levens 2 run (Longwell kick)
 49ers— Clark 8 pass from Young (Richey kick)
 49ers— Richey 48 FG
 Packers— Longwell 37 FG
 49ers— Richey 40 FG
 Packers— Freeman 15 pass from Favre (Longwell kick)
 49ers— Owens 25 pass from Young (Richey kick)

Atlanta Falcons 20, 49ers 18
NFC Divisional Playoff
January 9 at Georgia Dome
(Atlanta, GA)

With San Francisco's NFL–leading run game a mere shell of itself, the Atlanta Falcons forced three turnovers and held off the 49ers, 20–18, in the NFC Divisional Playoff at the Georgia Dome. San Francisco's hope of controlling the game on the ground came to a screeching halt on the first play of the game when RB Garrison Hearst fractured the tibia in his left leg on an inside run that had gained seven yards. With Hearst out and RB Terry Kirby hobbled with a bruised leg, the 49ers managed just 46 yards on the ground. Atlanta's rushing attack flourished in the first half thanks to the power running of RB Jamal Anderson, who scored on a two–yard run in the first quarter to give the Falcons a 7–0 lead. Atlanta increased its lead to 14–0 when Anderson finished off a 34–yard run with a spread eagle dive into the end zone with 3:12 left in the second quarter. The touchdown run capped a seven–play, 82–yard drive. San Francisco snatched the momentum from the Falcons by putting together a pair of scoring drives just before the half. The 49ers answered Atlanta's second touchdown march with a nine–play, 80–yard drive that concluded with the familiar end zone combination of QB Steve Young to WR Jerry Rice from 17 yards out. It was Rice's 20th career postseason touchdown. With just under one minute to play in the first half, DE Charles Haley chased QB Chris Chandler and deflected his pass into the waiting arms of DT Junior Bryant, who returned it four yards to the Atlanta 36–yard line. K Wade Richey made it a 14–10 game at the half with a 36–yard field goal as time expired. The 49ers carried that momentum into the third quarter, nearly tripling Atlanta's offensive output in the second half (187 yards to 68). But turnovers did not allow them to complete the comeback. The Falcons thwarted two drives with a pair of interceptions, including one by S Eugene Robinson that was returned 77 yards to set up a K Morten Andersen 29–yard field goal. Leading 17–10, Andersen added another 32–yard field goal to give the Falcons a 10–point edge with 10:33 remaining. San Francisco responded to Atlanta's three pointer with a 13–play, 87–yard drive that Young finished himself with an eight–yard touchdown run. A two–point pass from QB Ty Detmer to TE Greg Clark made it 20–18 with 2:57 left. After Atlanta used up 2:19 of the clock, the 49ers got the ball back at their own four–yard line but were only able to move to the 26 before Young's hail mary attempt was intercepted as time expired. After rushing for 83 yards on 13 carries in the first half, Anderson was limited to 30 yards on 16 carries in the second half by San Francisco's defense. LB Winfred Tubbs made a game–high 10 tackles, while DE Chris Doleman made six stops and one sack.

49ers	0	10	0	8	–	18
Falcons	7	7	3	3	–	20

Falcons— Anderson 2 run (Andersen kick)
 Falcons— Anderson 34 run (Andersen kick)
 49ers— Rice 17 pass from Young (Richey kick)
 49ers— Richey 36 FG
 Falcons— Andersen 29 FG
 Falcons— Andersen 32 FG
 49ers— Young 8 run (Detmer to Clark pass)

2001

Green Bay Packers 25, 49ers 15
NFC Wild Card
January 13 at Lambeau Field
(Green Bay, WI)

In their first postseason appearance since 1998, the 49ers dropped a hard-fought 25–15 decision to the Green Bay Packers in the NFC Wild Card Game at Lambeau Field. With a game-time temperature of 28 degrees, the 49ers won the opening coin toss and elected to receive. The two teams traded punts until Green Bay marched 40 yards in seven plays to score the first points of the game when QB Brett Favre hooked up with WR Antonio Freeman on a five-yard touchdown pass. DT Dana Stubblefield blocked the extra point to keep the score 6–0. After another 49ers punt, the Packers began their third possession of the game from their own 19-yard line. On the second play from scrimmage, Favre was intercepted by CB Ahmed Plummer, who returned it to the Green Bay 22. San Francisco K Jose Cortez had his 34-yard field goal attempt blocked and the score remained 6–0. After the Packers were forced to punt, San Francisco took possession at its own 14 with 7:06 remaining in the half. QB Jeff Garcia went 6-of-9 for 61 yards and RB Garrison Hearst had a two-yard touchdown plunge with 15 seconds remaining in the half, to cap off a 15-play, 86-yard drive. After a Cortez extra point, the 49ers went in with a 7–6 halftime lead. On their first possession of the second half, the Packers moved the ball down to the San Francisco eight-yard line where K Ryan Longwell nailed a 26-yard field goal for the 9–7 lead. After the 49ers couldn't get anything going on offense, they punted back to Green Bay. It took only four plays for the Packers to take advantage with a 19-yard touchdown pass from Favre to TE Bubba Franks. The two-point conversion failed and the score remained 15–7. Two series later, the 49ers marched 61 yards in six plays, culminating with Garcia hitting WR Tai Streets on a 14-yard touchdown strike and again on the two-point conversion to tie the score at 15. The Packers answered on their next possession with a 10-play, 45-yard drive as Longwell connected on a 45-yard field goal to push the score to 18–15. With 5:03 remaining in the game, the 49ers had moved the ball down to the Green Bay 41, when Garcia's pass intended for WR Terrell Owens was tipped by CB Mike McKenzie into the hands of CB Tyrone Williams at the Green Bay seven-yard line. Favre led the Packers on an eight-play, 93-yard drive ending with an RB Ahman Green nine-yard touchdown run and the 25–15 lead. RB Paul Smith took the ensuing kickoff on the 13-yard line and ran it back 16 yards before being hit by WR Cory Bradford and fumbling. The Packers recovered the fumble and ran out the clock for the 25–15 victory.

49ers	0	7	0	8	–	15
Packers	6	0	9	10	–	25

Packers— Freeman 5 pass from Favre (kick blocked)
 49ers— Hearst 2 run (Cortez kick)
 Packers— Longwell 26 FG
 Packers— Franks 19 pass from Favre (pass failed)
 49ers— Streets 14 pass from Garcia (Garcia to Streets pass)
 Packers— Longwell 45 FG
 Packers— Green 9 run (Longwell kick)

2002

49ers 39, New York Giants 38
NFC Wild Card
January 5 at 3Com Park
(San Francisco, CA)

Buried in a 24-point playoff hole, the 49ers exploded to record the second largest comeback in postseason history with a dramatic 39–38 victory over the New York Giants in the NFC Wild Card Game. The 49ers trailed 38–14 with four minutes left in the third quarter, but scored 25 straight points on two touchdown passes and a scoring run by QB Jeff Garcia, as well as two, two-point conversion catches by WR Terrell Owens. The game ended just as exciting. After Garcia drove his team 68 yards in just over two minutes for the winning score, QB Kerry Collins got New York to the San Francisco 28 with six seconds left. LS Trey Junkin, signed earlier in the week, made a low snap that P Matt Allen couldn't handle. Allen then threw a desperate pass that fell incomplete. The 49ers rally was the biggest in NFC playoff history. Garcia finished the day 27-of-44 for 331 yards and three touchdowns. He rushed for 60 yards, including a 14-yard score on the first play of the fourth quarter. Two of Garcia's touchdown throws went to Owens, who had nine catches for 177 yards. Collins was 29-of-43 for 342 yards and four touchdowns, and expertly guided New York to a lead that seemed insurmountable. WR Amani Toomer caught eight passes for 136 yards and three touchdowns and RB Tiki Barber added 115 yards rushing and 62 yards receiving. San Francisco rallied with purpose and poise. Owens caught a 26-yard touchdown pass late in the third quarter to start the rally and made big catches on every drive—right up to the final minutes, when Garcia found WR Tai Streets for the winning score. After Owens caught a 26-yard touchdown pass and a two-point conversion with 2:03 left in the third, Garcia rushed for a 14-yard score and threw another conversion pass to Owens five seconds into the fourth quarter. K Jeff Chandler added a 25-yard field goal with 7:49 left. Collins responded and drove New York 38 yards, but Bryant – kicking out of a poor hold thanks to a poor snap by Junkin—missed a 42-yard field goal with 3:01 left. Garcia took over, converting two straight third downs for the NFL leaders in that category. TE Eric Johnson caught a 25-yard pass to the New York 25 and Garcia scrambled 12 yards to set up his winning pass to Streets.

Giants	7	21	10	0	–	38
49ers	7	7	8	17	–	39

49ers— Owens 76 pass from Garcia (Chandler kick)
 Giants— Toomer 12 pass from Collins (Bryant kick)
 Giants— Shockey 2 pass from Collins (Bryant kick)
 49ers— Barlow 1 run (Chandler kick)
 Giants— Toomer 8 pass from Collins (Bryant kick)
 Giants— Toomer 24 pass from Collins (Bryant kick)
 Giants— Barber 6 run (Bryant kick)
 Giants— Bryant 21 FG
 49ers— Owens 26 pass from Garcia (Garcia to Owens pass)
 49ers— Garcia 14 run (Garcia to Owens pass)
 49ers— Chandler 25 FG
 49ers— Streets 13 pass from Garcia (pass failed)

Tampa Bay Buccaneers 31, 49ers 6
NFC Divisional Playoff
January 12 at Raymond James Stadium
(Tampa, FL)

San Francisco's Super Bowl hopes ended with a 31–6 loss against the Tampa Bay Buccaneers in the NFC Divisional Playoff Game on the road at Raymond James Stadium. The 49ers trailed 28–6 heading into halftime and although the defense held Tampa Bay to only three points in the second half, San Francisco was held scoreless en route to the Buccaneers victory. Tampa Bay started the scoring with a two-yard touchdown run by FB Mike Alstott on a 12-play, 74-yard drive. San Francisco answered with a 12-play, 63-yard drive capped by a 24-yard field goal by K Jeff Chandler. The highlight of the drive was a 30-yard pitch and catch by WR Tai Streets from QB Jeff Garcia. Tampa Bay exploded for 21 points in the second quarter, highlighted by two touchdown passes by QB Brad Johnson. Johnson connected on a 20-yard pass to WR Joe Jurevicius and a 12-yard pass to TE Rickey Dudley. In between the two scores, Chandler kicked his second field goal of the game for San Francisco, this time from 40 yards out. Alstott added another two-yard touchdown run to end the first half and K Martin Gramatica added a 19-yard field goal to close the scoring for both teams. LB Derek Smith led San Francisco with a game-high 14 tackles. LB Julian Peterson and LB Jeff Ulbrich added 11 tackles apiece. CB Rashad Holman led a banged up secondary with one interception. The unit was minus starting CB Jason Webster, who was inactive with an ankle injury. CB Ahmed Plummer left the game when he separated his right shoulder and did not return. FS Zack Bronson left the game in the third quarter when he aggravated his broken foot and SS Tony Parrish played the contest with a dislocated elbow. LB Shelton Quarles led Tampa Bay with nine tackles and Defensive Player-of-the-Year Derrick Brooks added seven tackles and one interception.

49ers	3	3	0	0	–	6
Buccaneers	7	21	3	0	–	31

Bucs— Alstott 2 run (Gramatica kick)
 49ers— Chandler 24 FG
 Bucs— Jurevicius 20 pass from Johnson (Gramatica kick)
 49ers— Chandler 40 FG
 Bucs— Dudley 12 pass from Johnson (Gramatica kick)
 Bucs— Alstott 2 run (Gramatica kick)
 Bucs— Gramatica 19 FG

2011

49ers 36, New Orleans Saints 32
NFC Divisional Playoff
January 14 at Candlestick Park
(San Francisco, CA)

A 14–yd. TD pass from Alex Smith to TE Vernon Davis with 0:09 left in the game capped off one of the most memorable games in postseason history, as the 49ers defeated the New Orleans Saints, 36–32. Powered by Smith, who threw for 299 yds., three TDs and added another one on the ground, the 49ers triumphed in its first playoff game in nine years, moving within one win of the Super Bowl. The Niners scored on their second drive of the game, on a 49–yd. TD pass from Smith to Davis. On the Saints next drive, QB Drew Brees committed his first postseason INT in five years, thanks to S Dashon Goldson, giving San Francisco the football deep in New Orleans' territory. Scoring on a TD pass to WR Michael Crabtree, Smith took advantage of the costly turnover, making the score 14–0. On the ensuing kickoff return, S Madiou Williams stripped the ball away from Saints WR Courtney Roby and the loose ball was recovered by LB Blake Costanzo. The takeaway led to a 25–yd. FG by K David Akers. The Saints answered, scoring two TDs before half time, on a 14–yd. pass to TE Jimmy Graham and a 25–yd. pass to WR Marques Colston, making the score 17–14 at the half. San Francisco scored the only points of the 3rd qtr. on a 41–yd. FG by David Akers. The 4th qtr. started out with each team trading FGs. Then would come the four lead changes in the last five minutes of the game. New Orleans struck first on a 44–yd. TD pass to RB Darren Sproles, with 4:02 left on the clock. With the 49ers trailing 24–23, down for the first time in the entire game, Smith scored on a 28–yd. rushing TD. A missed two–point conversion put the 49ers up 29–24 with just 2:11 remaining. Brees took the lead back on a 66–yd. score to TE Jimmy Graham with 1:37 left. RB Darren Sproles then made a catch out of the backfield for the two–point conversion to give the Saints a 32–29 advantage. Facing elimination, Smith connected with Davis twice on their final drive, with the last throw jetting through double coverage for a game–winning 14–yd. TD.

Saints	0	14	0	18	–	32
49ers	14	3	3	16	–	36

49ers — V. Davis 49 pass from A. Smith (Akers kick)
 49ers — Crabtree 4 pass from A. Smith (Akers kick)
 49ers — Akers 25 FG
 Saints — J. Graham 14 pass from Brees (Kasay kick)
 Saints — Colston 25 pass from Brees (Kasay kick)
 49ers — Akers 41 FG
 Saints — Colston 25 pass from Brees (Kasay kick)
 49ers — Akers 37 FG
 Saints — Sproles 44 pass from Brees (Kasay kick)
 49ers — A. Smith 28 run (run failed)
 Saints — J. Graham 66 pass from Brees (Kasay kick)
 49ers — V. Davis 14 pass from A. Smith (Akers kick)

New York Giants 20, 49ers 17 (OT)
NFC Championship
January 22 at Candlestick Park
(San Francisco, CA)

When asked what his message was to his players after falling short to the New York Giants in the NFC Championship game, Harbaugh stated, "As Sir Andrew Barton said, 'Fight on my men, we're hurt but not slain. We'll lay down and bleed a while. Then we'll rise and fight again.'" Harbaugh, of course was referring to his team's blue-collar mentality after the Giants escaped rain-soaked Candlestick Park with a 20–17 overtime victory. Harbaugh got the Niners to the brink of the Super Bowl in his rookie year, taking over a 6–10 team and going 13–3 to win the NFC West. The extra minutes at Candlestick Park went in favor of the opponent in a year where most didn't expect a storybook season. The 49ers defense played stoically, recording six sacks on Giants QB Eli Manning, which ranked t–2nd for the most sacks in a postseason game in franchise history (6 – four times, last vs. Den. – 1/29/90). TE Vernon Davis gave the 49ers a 7–0 lead with 7:11 remaining in the 1st qtr. after running a pattern down the right sideline and outracing the secondary for a 73–yd. TD recept. from QB Alex Smith. On their ensuing drive, the Giants drove from their own 31 to the San Francisco 34–yd. line. On 3rd–and–1, Manning and the Giants failed to get a first down despite two opportunities. The Giants eventually evened the score on a 10–play, 69–yd. drive when TE Bear Pascoe caught Manning's short pass at the 6–yd. line and stepped into the end zone for the TD. The Giants added a FG with two seconds remaining in the 2nd qtr. to give them a 10–7 edge going into the locker room. Davis' second TD of the game, gave the lead back to the Niners at 14–10 with 5:18 remaining in the 3rd qtr. San Francisco's 3–play, 54–yd. TD drive was set up by a short pass to RB Frank Gore, who turned it into a 24–yd. gain. On the next play, Davis went in motion from right to left and caught a lofted pass to the end zone by Smith. The Giants took the lead back after the ball inadvertently glanced off WR Kyle Williams on a punt, giving the ball back to the Giants on their 29 yard line. Manning connected a 17–yard pass to WR Mario Manningham to give the Giants a 17–14 lead with 8:41 remaining. Williams' 40–yd. return on the ensuing kickoff enabled the 49ers to start their next possession at their own 45. On consecutive plays, Smith scrambled for 17 yds. and RB Kendall Hunter ran for 18 more, resulting in a K David Akers game–tying FG with 5:39 to go, 17–17. After both teams went 3–and–out on their first overtime possession, a Giants takeaway on a Williams fumble, forced by LB Jacquian Williams on a punt return, gave the Giants possession at their own 36 with 9:32 remaining. After converting one first down, K Lawrence Tynes sent the season–ending 31–yd. FG through the uprights.

Giants	0	10	0	7	3	–	20
49ers	7	0	7	3	0	–	17

49ers — V. Davis 73 pass from A. Smith (Akers kick)
 Giants — Pascoe 6 pass from E. Manning (Tynes kick)
 Giants — Tynes 31 FG
 49ers — V. Davis 28 pass from A. Smith (Akers kick)
 Giants — Manningham 17 pass from E. Manning (Tynes kick)
 49ers — Akers 25 FG
 Giants — Tynes 31 FG

2012

49ers 45, Green Bay Packers 31
NFC Divisional Playoff
January 12 at Candlestick Park
(San Francisco, CA)

With the win against the Green Bay Packers, the San Francisco 49ers advanced to the NFC Championship Game for the second year in a row, marking the first time San Francisco has reached the NFC Championship Game in consecutive seasons since 1992–94. The Packers got off to a quick start after QB Colin Kaepernick threw an INT on just the fourth play of the game that was returned for a TD by Packers CB Sam Shields. Kaepernick responded immediately like he has all season and turned in one of the best performances by a 49ers QB in franchise history. Kaepernick led the offense on an 8–play, 80–yd. drive that he capped off with a 20–yd. TD run to tie the score at 7 apiece early in the 1st qtr. The team converted on two 3rd and longs on the drive, setting the tone for the day by finishing 8 of 13 on 3rd down (62%). With 11:52 remaining in the 2nd qtr., Green Bay WR Jeremy Ross muffed a punt that was recovered by S C.J. Spillman at the Packers 9–yd. line. The takeaway led to a 12–yd. TD pass from Kaepernick to WR Michael Crabtree just three plays later. On the ensuing Green Bay possession, CB Tarell Brown picked off QB Aaron Rodgers pass and returned his 2nd career postseason INT. The Kaepernick to Crabtree connection continued to be successful as they connected for a 20–yd. TD strike, making the score 21–14. Crabtree led the team with 9 recepts. for 119 yds. and 2 TDs on the day. On the third play of San Francisco's second possession of the 3rd qtr., Kaepernick kept the ball on a zone read around the right side and dashed 56–yds. to the end zone for his 2nd rushing TD of the game. The 56–yd. TD run marked the longest run by a QB in franchise postseason history and the 3rd longest overall. Kaepernick also set the NFL single–game record for a QB with 181 rushing yds. on 16 carries. RB Frank Gore finished off the following drive on the first play of the 4th qtr., punching it in from 2 yds. out, stretching the 49ers lead to 38–24. Gore notched his first career 100–yd. game in the postseason, rushing for 119 yds. on 23 carries. The 49ers became the first team in NFL history to ever have two, 100–yd. rushers [QB Colin Kaepernick (181 yds. rushing), RB Frank Gore (119 yds. rushing)] and one, 100–yd. receiver [WR Michael Crabtree (119 yds. receiving)] in a playoff game. RB Anthony Dixon found the end zone on a 2–yd. TD run to finish off the 11–play, 93–yd. drive to make the score 45–24. San Francisco rushed for 323 yds. on the night, setting the franchise single–game postseason rushing record.

Packers	14	7	3	7	–	31
49ers	7	17	7	14	–	45

GB – Shields 52 INT return (Crosby kick)
 SF – Kaepernick 20 run (Akers kick)
 GB – Harris 18 run (Crosby kick)
 SF – Crabtree 12 pass from Kaepernick (Akers kick)
 SF – Crabtree 20 pass from Kaepernick (Akers kick)
 GB – Jones 20 pass from Rodgers (Crosby kick)
 SF – Akers 36 FG
 GB – Crosby 31 FG
 SF – Kaepernick 56 run (Akers kick)
 SF – Gore 2 run (Akers kick)
 SF – Dixon 2 run (Akers kick)
 GB – Jennings 3 pass from Rodgers (Crosby kick)

2012

49ers 28, Falcons 24
NFC Championship
January 20 at Georgia Dome
(Atlanta, GA)

The 49ers started slow, spotting Atlanta a 17-0 lead after the Falcons scored on their first three possessions. On San Francisco's third possession the 49ers offense began to click. TE Vernon Davis hauled in a pinpoint pass from QB Colin Kaepernick for 27 yds. down to the Atlanta 15-yd. line. Davis had 3, 25+ yd. receipts. in the game, giving him 9 in 4 postseason games, which ranks 2nd in 49ers postseason history, trailing only WR Jerry Rice (14, 25+ yd. receipts. in 23 games). Two plays following Davis' catch, the 49ers got on the scoreboard with a 15-yd. TD run by RB LaMichael James. It was James' first-career TD. The 49ers next possession began on their own 18-yd. line with 6:24 remaining in the 2nd qtr. Vernon Davis stepped up once again, accounting for 48-yds. on 3 receipts., including a 4-yd. TD catch to finish the drive and pull the 49ers within 3, as the score read 14-17 at the 2-minute warning. Davis' 5 career postseason TDs rank t-4th in franchise history. With the Falcons scoring right before the half, it was important the 49ers came out of halftime with an answer, and answer they did. Kaepernick marched the 49ers offense right down the field, driving 82 yds. on 7 plays capped off on a 5-yd. TD run by RB Frank Gore to make the score 21-24 with 10:51 remaining in the 3rd qtr. The San Francisco defense also had answers, forcing turnovers on the Falcons first two possessions of the 2nd half. CB Chris Culliver picked-off QB Matt Ryan and LB Aldon Smith recovered a muffed snap to stymie the Falcons offense during the 3rd qtr. With 11:59 left in the 4th qtr. WR Ted Ginn returned a Matt Bosher punt 20 yds. to the Atlanta 38-yd. line, giving the 49ers offense good starting field position. San Francisco's physical offensive line began to take over and wear down the Atlanta defense, opening big holes for Gore, James and RB Anthony Dixon as they gained all but 8 yds. on the go-ahead drive. Gore registered his 2nd TD run of the game on a 9-yd. burst to the end zone to give San Francisco the lead 28-24 with 8:27 remaining in the game. The Falcons took over after the Gore TD and sustained a 14-play drive down to the 49ers 10-yd. line. On the 14th play of the drive, the Falcons faced a 4th and 4 with 1:13 remaining. WR Roddy White was unable to hang onto the ball due to LB NaVorro Bowman's blanketing defense. The Falcons got the ball back following an Andy Lee punt and had one last shot with :06 ticks left on the clock, but CB Perrish Cox tackled WR Julio Jones at San Francisco's 35-yd. line before he could attempt a lateral as the clock struck :00. The 17-point comeback led by Kaepernick was the 2nd largest deficit overcome to win a conference championship (2006 - Indianapolis trailed New England by 18 points).

49ers	0	14	7	7	-	28
Falcons	10	14	0	0	-	24

ATL - Jones 46 pass from Ryan (Bryant kick)
 ATL - Bryant 35 FG
 ATL - Jones 20 pass from Ryan (Bryant kick)
 SF - James 15 run (Akers kick)
 SF - Davis 4 pass from Kaepernick (Akers kick)
 ATL - Gonzalez 10 pass from Ryan (Bryant kick)
 SF - Gore 5 run (Akers kick)
 SF - Gore 9 run (Akers kick)

Baltimore 34, 49ers 31
Super Bowl XLVII
February 3 at Superdome
(New Orleans, LA)

The San Francisco 49ers and the Baltimore Ravens squared off in one of the most extraordinary Super Bowls where two brothers squared off as head coaches. The 49ers found themselves facing an early deficit, which would eventually be too much to overcome. Early in the 1st qtr., San Francisco answered a Ravens TD drive with a scoring drive of their own as QB Colin Kaepernick engineered a 12-play 62-yd. drive that was finished off by K David Akers' 36-yd. FG, making the score 7-3. After 2 more TD passes by QB Joe Flacco, the 49ers found themselves in a 21-3 hole with 1:45 left in the 2nd qtr. Kaepernick showed poise and led the 2-minute drill efficiently by completing 4 of 5 pass atts. for 56 yds. to move the 49ers into FG position. Akers added 3 more points with a 27-yd. FG as time expired in the half with San Francisco trailing Baltimore 21-6. Following a Ravens kickoff return for a TD to open the 2nd half, the Superdome went dark with 13:28 remaining in the 3rd qtr. A power failure at 7:38 p.m. CT caused a 30-minute delay and was not resolved until 8:08 p.m. On the Niners' next possession, Kaepernick tossed a 31-yd. TD pass to WR Michael Crabtree, making the score 28-13. San Francisco forced Baltimore into a 3-and-out with a sack by LB Ahmad Brooks on 3rd-and-10. P Sam Koch's 43-yd. punt was returned 32 yds. by WR Ted Ginn Jr., setting up the 49ers offense to takeover at the Ravens 20-yd. line. Two plays later, RB Frank Gore capitalized on the short field with a 6-yd. TD run. On the second play of Baltimore's ensuing possession, CB Tarell Brown forced and recovered a fumble that he jarred loose from RB Ray Rice on the Ravens' 24-yd. line. The takeaway led to a 34-yd. FG by Akers, his 3rd of the game. With their next possession, WR Randy Moss hauled in a 32-yd. receipt., followed by a 21-yd. run by Gore, which led to a 15-yd. TD run by Kaepernick. An incomplete pass on the 2-point try made the score 31-29 with the Ravens still hanging on as San Francisco continued its fierce comeback. Kaepernick's 15-yd. TD run marked the longest TD run by a QB in Super Bowl history. With 4:23 remaining in the game, Baltimore's K Justin Tucker tacked on a 38-yd. FG to extend their lead to 34-29. A 24-yd. completion to Crabtree and a 33-yd. rush by Gore put the 49ers offense in position for the go-ahead TD with 2:39 remaining, on the Ravens' 7-yd. line. The 49ers were unable to get into the end zone and turned the ball over on downs. After taking a safety to run the game clock down to :04, the Ravens were forced to punt to the 49ers. Ginn returned the kickoff 31-yds. to the 50-yd. line as time expired for the last play of the game.

Ravens	7	14	7	6	-	34
49ers	3	3	17	8	-	31

BAL - Boldin 13 pass from Flacco (Tucker kick)
 SF - Akers 36 FG
 BAL - Pitta 1 pass from Flacco (Tucker kick)
 BAL - J. Jones 56 pass from Flacco (Tucker kick)
 SF - Akers 27 FG
 BAL - J. Jones 108 kickoff return (Tucker kick)
 SF - Crabtree 31 pass from Kaepernick (Akers kick)
 SF - Gore 6 run (Akers kick)
 SF - Akers 34 FG
 BAL - Tucker 19 FG
 SF - Kaepernick 15 run (pass failed)
 BAL - Tucker 38 FG
 SF - Koch OB in end zone, forced by Culliver, Safety

2013

49ers 23, Packers 20
NFC Wild Card
January 5 at Lambeau Field
(Green Bay, WI)

The 49ers defeated the Green Bay Packers, 23-20, in the NFC Wild Card round of the NFL playoffs. The game went down as one of the coldest games in NFL history, with a kickoff temperature of 5 degrees and a wind chill of -10. The 49ers won the coin toss and deferred to the second half. The 49ers defense forced a three-and-out by the Packers on their opening series of the game. QB Colin Kaepernick and the 49ers offense drove 69 yds. in 13 plays as K Phil Dawson made a 22-yd. FG to give San Francisco an early 3-0 lead. The Niners then forced another three-and-out by Green Bay. On the ensuing possession, Dawson made a 25-yd. FG to cap off an 11-play, 42-yd. drive, making the score 6-0 with 2:20 remaining in the 1st qtr. Two possessions later, the Packers took a 7-6 lead when QB Aaron Rodgers completed a 5-yd. TD pass to WR Jordy Nelson to cap off a 14-play, 70-yd. drive. San Francisco responded with a 5-play, 68-yd. drive, including a 42-yd. run by Kaepernick, setting up a 10-yd TD run by RB Frank Gore two plays later to regain the lead 13-7. On the ensuing possession, the Packers got a 34-yd. FG by K Mason Crosby as time expired, making the scoring 13-10 at halftime. The second half began with the teams exchanging multiple punts as neither team was able to put points on the board in the third quarter. FB John Kuhn ended the scoring draught for Green Bay, putting the Packers on top 17-13 early in the 4th quarter. The 49ers responded immediately with a 4-play, 63-yd. drive as Kaepernick connected with TE Vernon Davis for a 28-yd. TD pass to regain the lead 20-17 with 10:37 remaining. The Packers countered with an 11-play, 61-yd. drive as K Mason Crosby tied the score at 20-20 with a 24-yd. FG. With 5:06 remaining, the 49ers were able to hold onto the ball for the rest of the game, picking up five first downs en route to the GB 15-yd. line where K Phil Dawson connected on a game-winning 33-yd. FG as time expired.

49ers	6	7	0	10	-	23
Packers	0	10	0	10	-	20

SF - Dawson 22 FG
 SF - Dawson 25 FG
 GB - Nelson 5 pass from Rodgers (Crosby kick)
 SF - Gore 10 run (Dawson kick)
 GB - Crosby 34 FG
 GB - Kuhn 1 run (Crosby kick)
 SF - Davis 28 pass from Kaepernick (Dawson kick)
 GB - Crosby 24 FG
 SF - Dawson 33 FG

49ers 23, Panthers 10
NFC Divisional Playoff
January 12 at Bank of America Stadium
(Charlotte, NC)

The 49ers defeated the Carolina Panthers, 23–10, at Bank of America Stadium and advanced to the NFC Championship Game for the third consecutive year. The 49ers received the opening kickoff and drove 49 yds. in 13 plays as K Phil Dawson connected on a 49–yd. FG to give San Francisco an early 3–0 lead. On the fifth play of the ensuing drive, Panthers QB Cam Newton’s pass was deflected into the air and intercepted by LB Patrick Willis. San Francisco turned the takeaway into points when Dawson made a 33–yd. FG with 4:38 remaining in the 1st qtr. The Panthers put together an 8–play, 65–yd. drive before the 49ers made a spectacular goal–line stand and forced a turnover on downs at the SF 1–yd. line. On the first play following a San Francisco punt, Cam Newton found WR Steve Smith in the end zone for a 31–yd. TD pass to give Carolina a 7–6 lead. On the Panthers next possession, they drove 73 yds. in 13 plays and K Graham Gano made a 24–yd. FG to extend their lead to 10–6. San Francisco then engineered a 12–play, 80–yd. drive and TE Vernon Davis caught a 1–yd. TD pass from QB Colin Kaepernick with just 5 seconds remaining in the first half. The teams went into the locker rooms at halftime with the 49ers leading 13–10. The 49ers forced a three–and–out on the opening possession of the first half. On the ensuing possession, Kaepernick completed 2 of 2 pass atts. to WR Anquan Boldin for 61 yds. and scored on a 4–yd. TD run to extend the Niners lead to 20–10. The 49ers extended the lead to 23–10 on their next possession when Dawson made a 34–yd. FG to cap off a 13–play, 73–yd. drive. With 4:34 remaining in the game, 49ers S Donte Whitner intercepted a pass by Cam Newton at the SF 9–yd. line and San Francisco proceeded to run down the clock before turning the ball over on downs with just 12 seconds remaining. Carolina then came up empty handed in their last–ditch effort to add points to the scoreboard.

49ers	6	7	7	3	–	23
Panthers	0	10	0	0	–	10

SF – Dawson 49 FG
 SF – Dawson 33 FG
 CAR – Smith 31 pass from Newton (Gano kick)
 CAR – Gano 24 FG
 SF – Davis 1 pass from Kaepernick (Dawson kick)
 SF – Kaepernick 4 run (Dawson kick)
 SF – Dawson 34 FG

49ers 17, Seahawks 23
NFC Championship
January 19 at CenturyLink Field
(Seattle, WA)

The 49ers dropped a hard–fought battle with the Seahawks in the NFC Championship Game, 23–17. On the first play of the game, 49ers LB Aldon Smith sacked Seahawks QB Russell Wilson, forcing and recovering a fumble. The takeaway led to a 25–yd. FG by K Phil Dawson to give San Francisco an early 3–0 lead. After a punt by each team, the 49ers engineered an 8–play, 86–yd. drive, including a 58–yd. run by QB Colin Kaepernick, which was capped off with a 1–yd. TD run by RB Anthony Dixon. Kaepernick’s 58–yd. rush is the longest run by a quarterback in NFL postseason history. On the ensuing possession, the Seahawks drove 62 yds. in 9 plays and K Steven Hauschka connected on a 32–yd. FG with 5:47 remaining in the first half to make the score 10–3. With neither side able to score on their final possession of the 2nd qtr., the teams entered the locker rooms at halftime with a score of 10–3. The 49ers punted on the opening series of the second half. Seattle then drove 60 yds. in 4 plays, including a 40–yd. TD run by RB Marshawn Lynch, to tie the game at 10–10. San Francisco responded with a 6–play, 83–yd. drive that was capped off with a 26–yd. TD pass from Kaepernick to WR Anquan Boldin, giving the Niners a 17–10 lead. Seahawks WR Doug Baldwin took the ensuing kickoff 69 yds., which set up a 40–yd. FG six plays later to make the score 17–13 with 3:55 remaining in the 3rd qtr. Following a punt by the 49ers, Seattle put together an 8–play, 62–yd. drive that resulted in points when QB Russell Wilson found WR Jermaine Kearse in the end zone for a 35–yd. TD pass to give Seattle a 20–17 lead. Following a turnover on each of the next three series, Seahawks K Steven Hauschka made the score 23–17 with 3:37 remaining in the game by connecting on a 47–yd. FG. San Francisco proceeded to drive down the field before Kaepernick’s pass intended for WR Michael Crabtree in the corner of the end zone was deflected and intercepted.

49ers	3	7	7	0	–	17
Seahawks	0	3	10	10	–	23

SF – Dawson 25 FG
 SF – Dixon 1 run (Dawson kick)
 SEA – Hauschka 32 FG
 SEA – Lynch 40 run (Hauschka kick)
 SF – Boldin 26 pass from Kaepernick (Dawson kick)
 SEA – Hauschka 40 FG
 SEA – Kearse 35 pass from Wilson (Hauschka kick)
 SEA – Hauschka 47 FG

49ERS NFL COMPOSITE RECORDS (1950-PRESENT)

CURRENT NFC TEAMS				CURRENT AFC TEAMS			
OPPONENT	REG. SEASON	PLAYOFFS	TOTAL	OPPONENT	REG. SEASON	PLAYOFFS	TOTAL
Arizona	29-22	—	29-22	Baltimore	2-3	0-1	2-4
Atlanta	46-30-1	1-1	47-31-1	Buffalo	6-6	—	6-6
Carolina	7-12	1-0	8-12	Cincinnati	9-4	2-0	11-4
Chicago	30-31-1	3-0	33-31-1	Cleveland	7-12	—	7-12
Dallas	15-12-1	2-5	17-17-1	Denver	6-7	1-0	7-7
Detroit	36-27-1	1-1	37-28-1	Houston	2-1	—	2-1
Green Bay	27-31-1	3-4	30-35-1	Indianapolis	18-25	—	18-25
Los Angeles	67-64-3	1-0	68-64-3	Jacksonville	2-2	—	2-2
Minnesota	19-21-1	4-1	23-22-1	Kansas City	7-5	—	7-5
New Orleans	47-26-2	1-0	48-26-2	Miami	5-7	1-0	6-7
N.Y. Giants	15-16	4-4	19-20	New England	8-5	—	8-5
Philadelphia	18-12-1	1-0	19-12-1	N.Y. Jets	10-3	—	10-3
Seattle	15-20	0-1	15-21	Oakland	6-7	—	6-7
Tampa Bay	17-5	0-1	17-6	Pittsburgh	11-10	—	11-10
Washington	17-9-1	3-1	20-10-1	San Diego	6-7	1-0	7-7
				Tennessee	8-5	—	8-5

49ERS CHAMPIONSHIPS (1950-PRESENT)

YEAR	RECORD	FINISH
1970	11-4-1	NFC West Champions
1971	10-6	NFC West Champions
1972	8-6-1	NFC West Champions
1981	16-3	Super Bowl XVI Champions
1983	11-7	NFC West Champions
1984	18-1	Super Bowl XIX Champions
1986	10-6-1	NFC West Champions
1987	13-3	NFC West Champions
1988	13-6	Super Bowl XXIII Champions
1989	17-2	Super Bowl XXIV Champions
1990	15-3	NFC West Champions
1992	15-3	NFC West Champions
1993	11-7	NFC West Champions
1994	16-3	Super Bowl XXIX Champions
1995	11-6	NFC West Champions
1997	14-4	NFC West Champions
2002	11-7	NFC West Champions
2011	14-4	NFC West Champions
2012	13-5-1	NFC Champions

49ERS YEARLY RESULTS ALL-AMERICA FOOTBALL CONFERENCE (1946-49)

1946 (9-5) <i>Lawrence T. Shaw, Coach</i>				1948 (12-2) <i>Lawrence T. Shaw, Coach</i>			
L 7	New York Yanks, S-8	21		W 35	Buffalo Bills, A-29	14	
W 21	Miami Seahawks, S-15	14		W 36	Brooklyn Dodgers, S-5	20	
W 32	Brooklyn Dodgers, S-22	13		W 41	New York Yanks, S-12	0	
L 7	at Chicago Rockets, S-29	21		W 36	Los Angeles Dons, S-19	14	
W 34	at Miami Seahawks, O-7	7		W 38	at Buffalo Bills, S-26	28	
W 23	at Los Angeles Dons, O-12	14		W 31	at Chicago Rockets, O-1	14	
L 14	at Buffalo Bisons, O-18	17		W 56	at Baltimore Colts, O-10	14	
W 34	at Cleveland Browns, O-27	20		W 21	at New York Yanks, O-17	7	
W 27	Buffalo Bisons, N-2	14		W 21	Baltimore Colts, O-24	10	
L 7	Cleveland Browns, N-10	14		W 44	Chicago Rockets, N-7	21	
L 9	at New York Yanks, N-17	10		L 7	at Cleveland Browns, N-14	14	
W 30	at Brooklyn Dodgers, N-24	14		W 63	at Brooklyn Dodgers, N-21	40	
W 14	Chicago Rockets, N-30	0		L 28	Cleveland Browns, N-28	31	
W 48	Los Angeles Dons, D-8	7		W 38	at Los Angeles Dons, D-5	21	
307		189		495		248	

1947 (8-4-2) <i>Lawrence T. Shaw, Coach</i>				1949 (9-3/10-4) <i>Lawrence T. Shaw, Coach</i>			
W 23	Brooklyn Dodgers, A-31	7		W 31	Baltimore Colts, A-28	17	
W 17	Los Angeles Dons, S-7	14		W 42	Chicago Hornets, S-4	7	
W 14	Baltimore Colts, S-14	7		W 42	Los Angeles Dons, S-18	14	
L 16	New York Yanks, S-21	21		L 17	at Buffalo Bills, S-25	28	
W 41	at Buffalo Bills, S-28	24		W 42	at Chicago Hornets, S-30	24	
T 28	at Baltimore Colts, O-5	28		W 56	Cleveland Browns, O-9	28	
W 42	Chicago Rockets, O-12	28		W 51	Buffalo Bills, O-16	7	
L 7	Cleveland Browns, O-26	14		L 3	at New York Yanks, O-23	24	
W 26	at Los Angeles Dons, N-2	16		L 28	at Cleveland Browns, O-30	30	
L 16	at New York Yanks, N-9	24		W 28	at Baltimore Colts, N-6	10	
L 14	at Cleveland Browns, N-16	37		W 41	at Los Angeles Dons, 11-13	24	
W 41	at Chicago Rockets, N-21	16		W 35	New York Yanks, N-27	14	
W 21	at Brooklyn Dodgers, N-27	7		416		227	
T 21	Buffalo Bills, D-7	21					
327		264					

AAFC PLAYOFF - DEC. 4 (at San Francisco - Kezar)				AAFC CHAMPIONSHIP GAME - DEC. 11 (at Cleveland)			
W 17	New York Yanks	7		L 7	at Cleveland Browns	21	

49ERS YEARLY RESULTS AND STATISTICS

NATIONAL FOOTBALL LEAGUE (1950-PRESENT)

1950 (3-9)

Lawrence T. Shaw, Coach

L	17	New York Yanks (29,600), S-17	21
L	20	Chicago Bears (35,558), S-24	32
L	14	Los Angeles Rams (27,262), O-1	35
L	7	at Detroit (17,337), O-8	24
L	24	at New York Yanks (5,740), O-12	29
W	28	Detroit (27,350), O-22	27
W	17	Baltimore (14,800), O-29	14
L	21	at Los Angeles Rams (15,952), N-5	28
L	14	at Cleveland (28,786), N-12	34
L	0	at Chicago Bears (35,105), N-19	17
L	21	at Green Bay (13,186), N-26	25
W	30	Green Bay (19,204), D-10	14
213			300

TEAM STATISTICS

	49ers	Opp
TOTAL FIRST DOWNS	201	204
By Rushing	107	111
By Passing	83	81
By Penalties	11	12
TOTAL YARDS GAINED	3,830	3,951
By Rushing	1,955	1,662
By Passing	1,875	2,289
TOTAL PLAYS FROM SCRIMMAGE	906	903
Rushes	460	443
Average Gain Per Rush	4.25	3.75
FORWARD PASSES ATTEMPTED	326	347
Number Completed	164	164
Per Cent Completed	50.3	47.3
Yards Lost Passing	325	248
Passes Had Intercepted	25	22
Yards Gained Per Pass	5.8	6.6
Yards Gained Per Completion	11.4	14.0
PUNTS	63	62
Total Yardage of Punts	2,440	2,443
Average Length	38.7	39.4
Net avg. per punt	32.0	32.2
KICKOFF RETURNS	45	61
Total Yards Returned	800	1014
Average Length of Return	20.0	24.7
PENALTIES	93	71
Yards Penalized	851	599
Net Loss/Gain	-252	252
FUMBLES	35	39
Own Fumbles Recovered	14	18
Opponents' Fumbles Recovered	21	21
FIELD GOALS	4	7
Field Goals Attempted	8	14
TOTAL POINTS SCORED	213	300
Touchdowns Scored	29	40
Touchdowns Rushing	14	17
Touchdowns Passing	14	16
Touchdown Returns	1	7
Extra Points	27	35
Safeties	0	2

SCORING	TDs	Ru	Pa	Int	Fu	KO	Pu	PAT	FG	S	Pts
<i>Soltau, Gordy</i>	1	0	1	0	0	0	0	26/28	4/7	0	44
Perry, Joe	6	5	1	0	0	0	0	0/0	0/0	0	36
Cason, Jim	4	1	3	0	0	0	0	0/0	0/0	0	24
Albert, Frank	3	3	0	0	0	0	0	0/0	0/0	0	18
Beals, Alyn	3	0	3	0	0	0	0	0/0	0/0	0	18
Strzykalski, John	3	2	1	0	0	0	0	0/0	0/0	0	18
<i>Sitko, Emil</i>	3	1	2	0	0	0	0	0/0	0/0	0	18
Gehrke, Fred	2	1	1	0	0	0	0	0/0	0/0	0	12
Banducci, Bruno	1	0	1	0	0	0	0	0/0	0/0	0	6
Livingston, Howie	1	0	0	1	0	0	0	0/0	0/0	0	6
Salata, Paul	1	0	1	0	0	0	0	0/0	0/0	0	6
Standlee, Norm	1	1	0	0	0	0	0	0/0	0/0	0	6
<i>Nix, Jack</i>	0	0	0	0	0	0	0	1/1	0/0	0	1
49ERS	29	14	14	1	0	0	0	27/29	4/7	0	213
OPPONENTS	40	17	16	3	3	1	0	35/39	7/14	2	300

RUSHING	Att	Yds	Avg	LG	TD			
Perry, Joe	124	647	5.2	78t	5			
Strzykalski, John	136	612	4.5	38	2			
Albert, Frank	53	272	5.1	42	3			
Cason, Jim	38	129	3.4	24t	1			
<i>Sitko, Emil</i>	23	105	4.6	15	1			
Cathcart, Sam	33	76	2.3	17	0			
Gehrke, Fred	22	69	3.1	12	1			
Standlee, Norm	12	23	1.9	8	1			
Wagner, Lowell	2	5	2.5	3	0			
Cathcart, Royal	3	5	1.7	3	0			
<i>Powers, Jim</i>	3	4	1.3	3	0			
Lillywhite, Verl	7	4	0.6	5	0			
Garlin, Don	3	3	1.0	2	0			
Shoener, Hal	1	1	1.0	1	0			
49ERS	460	1,955	4.3	78t	14			
OPPONENTS	443	1,662	3.8	57t	17			
RECEIVING	No	Yds	Avg	LG	TD			
Loyd, Alex	32	402	12.6	38	0			
Cason, Jim	30	374	12.5	43	3			
Strzykalski, John	24	187	7.8	28	1			
Beals, Alyn	22	315	14.3	38	3			
<i>Soltau, Gordy</i>	14	170	12.1	28	1			
Perry, Joe	13	69	5.3	16	1			
<i>Nix, Jack</i>	9	114	12.7	50	0			
Cathcart, Sam	7	99	14.1	24	0			
Salata, Paul	5	46	9.2	17	1			
<i>Sitko, Emil</i>	3	43	14.3	28t	2			
Gehrke, Fred	3	29	9.7	13	1			
Bruce, Gail	1	10	10.0	10	0			
Lillywhite, Verl	1	6	6.0	6	0			
Banducci, Bruno	Lat	11		11t	1			
49ERS	164	1,875	11.4	50	14			
OPPONENTS	164	2,289	14.0	72t	16			
INTERCEPTIONS	No	Yds	Avg	LG	TD			
<i>Powers, Jim</i>	5	42	8.4	26	0			
Livingston, Howie	4	99	24.8	35t	1			
Wagner, Lowell	4	12	3.0	8	0			
Cathcart, Sam	3	58	19.3	19	0			
Grgich, Visco	1	37	37.0	37	0			
Cason, Jim	1	22	22.0	22	0			
Shoener, Hal	1	14	14.0	14	0			
Lillywhite, Verl	1	11	11.0	11	0			
Wismann, Pete	1	5	5.0	5	0			
Bruce, Gail	1	4	4.0	4	0			
49ERS	22	304	13.8	37	1			
OPPONENTS	25	429	17.2	50	3			
KICKOFF RETURNS	No	Yds	Avg	LG	TD			
Cathcart, Sam	13	311	23.9	62	0			
Perry, Joe	12	223	18.6	27	0			
Shoener, Hal	4	53	13.3	17	0			
Gehrke, Fred	2	57	28.5	32	0			
Cason, Jim	2	48	24.0	25	0			
Lillywhite, Verl	2	36	18.0	21	0			
Garlin, Don	1	24	24.0	24	0			
Sandifer, Dan	1	19	19.0	19	0			
Standlee, Norm	1	17	17.0	17	0			
<i>Matthews, Clay</i>	1	10	10.0	10	0			
Evans, Ray	1	2	2.0	2	0			
49ERS	40	800	20.0	62	0			
OPPONENTS	41	1,014	24.7	37	1			
PUNT RETURNS	No	Yds	Avg	LG	TD			
Cason, Jim	11	173	15.7	33	0			
Cathcart, Sam	16	185	11.6	29	0			
Gehrke, Fred	5	44	8.8	19	0			
Wagner, Lowell	1	4	4.0	4	0			
49ERS	33	406	12.3	33	0			
OPPONENTS	37	413	11.2	27	0			
PUNTING	No	Yds	Avg	LG	Bk			
Lillywhite, Verl	26	1,016	39.1	57	0			
Albert, Frank	37	1,424	38.5	64	1			
49ERS	63	2,440	38.7	64	1			
OPPONENTS	62	2,443	39.4	57	0			
PASSING	Att	Comp	Pct	Yds	LG	TD	Int	QB
Albert, Frank	306	155	50.7	1,767	43	14	23	52.3
<i>Powers, Jim</i>	20	9	45.0	108	50	0	2	22.5
49ERS	326	164	50.3	1,875	50	14	25	50.3
OPPONENTS	347	164	47.3	2,289	72t	16	22	57.9

Rookie Names in Italics

1951 (7-4-1)

Lawrence T. Shaw, Coach

W	24	Cleveland (48,263), S-30	10
L	14	at Philadelphia (23,827), O-6	21
W	28	at Pittsburgh (27,124), O-14	24
L	7	at Chicago Bears (42,296), O-21	13
W	44	Los Angeles Rams (49,538), O-28	17
L	16	at Los Angeles Rams (54,346), N-4	23
W	19	New York Yanks (25,538), N-11	14
L	21	Chicago Cards (19,658), N-18	27
T	10	at New York Yanks (10,184), N-25	10
W	20	at Detroit (46,467), D-2	10
W	31	Green Bay (15,121), D-9	19
W	21	Detroit (27,276), D-16	17
255			205

TEAM STATISTICS		49ers	Opp
TOTAL FIRST DOWNS		237	188
By Rushing		134	91
By Passing		92	84
By Penalties		11	13
TOTAL YARDS GAINED		4,321	3,862
By Rushing		2,366	1,549
By Passing		1,955	2,313
TOTAL PLAYS FROM SCRIMMAGE		915	900
Rushes		523	417
Average Gain Per Rush		4.5	3.7
FORWARD PASSES ATTEMPTED		281	353
Number Completed		154	158
Per Cent Completed		54.8	44.8
Yards Lost Passing		308	212
Passes Had Intercepted		9	33
Yards Gained Per Pass		7.0	6.5
Yards Gained Per Completion		12.7	14.6
PUNTS		54	70
Total Yardage of Punts		2,354	2,826
Average Length		43.6	40.4
Net avg. per punt		39.4	33.4
KICKOFF RETURNS		53	49
Total Yards Returned		820	957
Average Length of Return		21.6	21.8
PENALTIES		75	68
Yards Penalized		694	526
Net Loss/Gain		-168	168
FUMBLES		26	22
Own Fumbles Recovered		6	13
Opponents' Fumbles Recovered		9	20
FIELD GOALS		6	13
Field Goals Attempted		18	24
TOTAL POINTS SCORED		255	205
Touchdowns Scored		34	24
Touchdowns Rushing		19	9
Touchdowns Passing		14	15
Touchdown Returns		1	0
Extra Points		31	22
Safeties		1	0

SCORING	TDs	Ru	Pa	Int	Fu	KO	Pu	PAT	FG	S	Pts
Soltau, Gordy	7	0	7	0	0	0	0	30/32	6/18	0	90
Arenas, Joe	4	3	1	0	0	0	0	0/0	0/0	0	24
Perry, Joe	4	3	1	0	0	0	0	0/0	0/0	0	24
Albert, Frank	3	3	0	0	0	0	0	0/0	0/0	0	18
Strzykalski, John	3	3	0	0	0	0	0	0/0	0/0	0	18
Wilson, Billy	3	0	3	0	0	0	0	0/0	0/0	0	18
Lillywhite, Verl	2	1	1	0	0	0	0	0/0	0/0	0	12
Monachino, Jim	2	2	0	0	0	0	0	0/0	0/0	0	12
Schabarum, Pete	2	2	0	0	0	0	0	0/0	0/0	0	12
Cason, Jim	1	0	0	1	0	0	0	0/0	0/0	0	6
Jessup, Bill	1	0	1	0	0	0	0	0/0	0/0	0	6
Nomellini, Leo	1	0	0	0	0	0	1	0/0	0/0	0	6
Tittle, Y.A.	1	1	0	0	0	0	0	0/0	0/0	0	6
Tanner, Hampton	0	0	0	0	0	0	0	0/0	0/0	1	2
Bruce, Gail	0	0	0	0	0	0	0	1/1	0/0	0	1
49ERS	34	18	14	1	0	0	1	31/33	6/18	1	255
OPPONENTS	24	9	15	0	0	0	0	22/24	13/24	0	205

RUSHING	Att	Yds	Avg	LG	TD
Perry, Joe	136	677	5.0	58t	3
Lillywhite, Verl	67	397	5.9	60t	1
Schabarum, Pete	76	311	4.1	67	2
Strzykalski, John	81	296	3.7	13	3
Arenas, Joe	34	183	5.4	15	3
Strickland, Bishop	34	165	4.9	15	0
Albert, Frank	35	146	4.2	34	3
Monachino, Jim	21	74	3.5	7	2
Standlee, Norm	16	65	4.1	13	0
White, Bob	8	33	4.1	9	0
Tittle, Y.A.	13	18	1.4	5	1
Cason, Jim	1	5	5.0	5	0
Soltau, Gordy	1	-4	-4.0	-4	0
49ERS	523	2,366	4.5	67	18
OPPONENTS	417	1,549	3.7	61	9

RECEIVING	No	Yds	Avg	LG	TD
Soltau, Gordy	59	826	14.0	48t	7
Wilson, Billy	18	268	14.9	38	3
Perry, Joe	18	167	9.3	35	1
Beals, Alyn	12	126	10.5	22	0
Strzykalski, John	12	105	8.8	13	0
Lillywhite, Verl	11	125	11.4	29	1
Schabarum, Pete	10	162	16.2	47	0
Jessup, Bill	7	99	14.1	31	1
White, Bob	3	36	12.0	22	0
Arenas, Joe	1	12	12.0	12t	1
Berry, Rex	1	12	12.0	12	0
Cason, Jim	1	8	8.0	8	0
Monachino, Jim	1	6	6.0	6	0
Johnson, Bill	0	3	0.0	3	0
49ERS	154	1,955	12.7	48t	14
OPPONENTS	158	2,313	14.6	81t	15

INTERCEPTIONS	No	Yds	Avg	LG	TD
Wagner, Lowell	9	115	12.8	40	0
Cason, Jim	8	147	18.4	65t	1
Berry, Rex	4	77	19.3	38	0
Powers, Jim	4	73	18.3	28	0
Lillywhite, Verl	3	47	15.7	24	0
Wismann, Pete	2	12	6.0	10	0
Carapella, Al	1	11	11.0	11	0
White, Bob	1	11	11.0	11	0
Brown, Hardy	1	5	5.0	5	0
49ERS	33	498	15.1	65t	1
OPPONENTS	19	223	11.7	62	0

KICKOFF RETURNS	No	Yds	Avg	LG	TD
Arenas, Joe	21	542	25.8	49	0
Cason, Jim	10	196	19.6	41	0
Nomellini, Leo	2	27	13.5	16	0
Perry, Joe	1	32	32.0	32	0
Strickland, Bishop	1	14	14.0	14	0
Collins, Ray	1	6	6.0	6	0
Banducci, Bruno	1	3	3.0	3	0
Wilson, Billy	1	0	0.0	0	0
49ERS	38	820	21.6	49	0
OPPONENTS	44	957	21.8	63	0

PUNT RETURNS	No	Yds	Avg	LG	TD
Arenas, Joe	21	272	13.0	51	0
Cason, Jim	13	115	8.9	20	0
Nomellini, Leo	1	20	20.0	20t	1
49ERS	35	407	11.6	51	1
OPPONENTS	21	140	6.7	58	0

PUNTING	No	Yds	Avg	LG	Bk
Albert, Frank	34	1,506	44.3	66	0
Lillywhite, Verl	20	848	42.4	75	0
49ERS	54	2,354	43.6	75	0
OPPONENTS	70	2,826	40.4	67	1

PASSING	Att	Comp	Pct	Yds	LG	TD	Int	QB
Tittle, Y.A.	114	63	55.3	808	48t	8	9	68.2
Albert, Frank	166	90	54.2	1,116	47	5	10	60.2
Perry, Joe	1	1	100.0	31	31t	1	0	158.3
49ERS	281	154	54.8	1,955	48t	14	19	65.2
OPPONENTS	353	158	44.8	2,313	81t	15	33	41.9

Rookie Names in Italics

1952 (7-5)

Lawrence T. Shaw, Coach

W	17	Detroit (52,750), S-28	3
W	37	at Dallas Texans (12,566), O-5	14
W	28	at Detroit (42,842), O-12	0
W	40	at Chicago Bears (46,338), O-19	16
W	48	Dallas Texans (26,887), O-26	21
L	17	Chicago Bears (58,255), N-2	20
L	14	at New York Giants (54,230), N-9	23
W	23	at Washington (30,863), N-16	17
L	9	at Los Angeles Rams (64,450), N-23	35
L	21	Los Angeles Rams (49,420), N-30	34
L	7	Pittsburgh (13,886), D-7	24
W	24	Green Bay (17,579), D-14	14
285			221

TEAM STATISTICS

	49ers	Opp
TOTAL FIRST DOWNS	213	167
By Rushing	97	81
By Passing	104	76
By Penalties	12	10
TOTAL YARDS GAINED	4,276	3,495
By Rushing	1,905	1,566
By Passing	2,371	1,929
TOTAL PLAYS FROM SCRIMMAGE	884	887
Rushes	421	412
Average Gain Per Rush	5.0	3.8
FORWARD PASSES ATTEMPTED	342	342
Number Completed	174	151
Per Cent Completed	51.8	44.2
Yards Lost Passing	396	291
Passes Had Intercepted	23	17
Yards Gained Per Pass	5.8	4.8
Yards Gained Per Completion	13.6	12.8
PUNTS	68	78
Total Yardage of Punts	2,899	3,218
Average Length	42.6	41.3
Net avg. per punt	36.8	34.6
KICKOFF RETURNS	58	50
Total Yards Returned	798	1,242
Average Length of Return	22.2	23.9
PENALTIES	79	65
Yards Penalized	628	530
Net Loss/Gain	-98	98
FUMBLES	26	31
Own Fumbles Recovered	13	13
Opponents' Fumbles Recovered	18	13
FIELD GOALS	6	10
Field Goals Attempted	12	21
TOTAL POINTS SCORED	285	221
Touchdowns Scored	38	27
Touchdowns Rushing	16	10
Touchdowns Passing	19	15
Touchdown Returns	3	2
Extra Points	35	27
Field Goals	6	10
Safeties	2	1

SCORING

	TDs	Ru	Pa	Int	Fu	KO	Pu	PAT	FG	S	Pts
Soltau, Gordy	7	0	7	0	0	0	0	34/36	6/12	0	94
McElhenny, Hugh	10	6	3	0	0	0	1	0/0	0/0	0	60
Perry, Joe	8	8	0	0	0	0	0	0/0	0/0	0	48
White, Bob	3	1	2	0	0	0	0	0/0	0/0	0	18
Wilson, Billy	3	0	3	0	0	0	0	0/0	0/0	0	18
O'Donahue, Pat	1	0	0	0	0	0	1	1/1	0/0	0	7
Albert, Frank	1	1	0	0	0	0	0	0/0	0/0	0	6
Aldridge, Ben	1	0	1	0	0	0	0	0/0	0/0	0	6
Arenas, Joe	1	0	1	0	0	0	0	0/0	0/0	0	6
Boone, J.R.	1	0	1	0	0	0	0	0/0	0/0	0	6
Burke, Don	1	0	0	1	0	0	0	0/0	0/0	0	6
Jessup, Bill	1	0	1	0	0	0	0	0/0	0/0	0	6
Momsen, Bob	0	0	0	0	0	0	0	0/0	0/0	1	2
Powell, Charlie	0	0	0	0	0	0	0	0/0	0/0	1	2
49ERS	38	16	19	1	0	0	2	35/37	6/12	2	285
OPPONENTS	27	10	15	0	1	0	1	27/27	10/21	1	221

RUSHING

	Att	Yds	Avg	LG	TD
Perry, Joe	158	725	4.6	78t	8
McElhenny, Hugh	98	684	7.0	89t	6
Arenas, Joe	44	183	4.2	14	0
Albert, Frank	22	87	4.0	29	1
Boone, J.R.	24	72	3.0	12	0
Strzykalski, John	16	53	3.3	11	0
Aldridge, Ben	13	36	2.8	11	0
White, Bob	24	33	1.4	17	1
Cathcart, Sam	6	21	3.5	7	0
Standlee, Norm	2	8	4.0	9	0
Berry, Rex	1	7	7.0	7	0
Nomellini, Leo	1	5	5.0	5	0
Meyers, Bob	1	2	2.0	2	0
Tittle, Y.A.	11	-11	-1.0	4	0
49ERS	421	1,905	4.5	89t	16
OPPONENTS	412	1,566	3.8	51	10

RECEIVING

	No	Yds	Avg	LG	TD
Soltau, Gordy	55	774	14.1	49t	7
McElhenny, Hugh	26	367	14.1	77	3
Boone, J.R.	25	461	18.4	53	1
Wilson, Billy	23	304	13.2	40	3
Perry, Joe	15	81	5.4	17	0
White, Bob	12	173	14.4	60	2
Jessup, Bill	6	108	18.0	58	1
Arenas, Joe	5	47	9.4	14	1
Aldridge, Ben	4	22	5.5	16	1
Cathcart, Sam	2	15	7.5	13	0
Henke, Ed	1	13	13.0	13	0
Wagner, Lowell	1	6	6.0	6	0
Strzykalski, John	1	4	4.0	4	0
Banducci, Bruno	1	-4	-4.0	-4	0
49ERS	177	2,371	13.4	77	19
OPPONENTS	151	1,929	12.8	90t	15

INTERCEPTIONS

	No	Yds	Avg	LG	TD
Wagner, Lowell	6	69	11.5	30	0
Cathcart, Sam	3	64	21.3	30	0
Powers, Jim	2	37	18.5	23	0
Berry, Rex	2	27	13.5	23	0
Cason, Jim	2	4	2.0	4	0
Burke, Don	1	35	35.0	35t	1
Brown, Hardy	1	16	16.0	16	0
49ERS	17	252	14.8	35t	1
OPPONENTS	23	299	13.0	38	0

KICKOFF RETURNS

	No	Yds	Avg	LG	TD
Arenas, Joe	11	291	26.5	47	0
McElhenny, Hugh	18	396	22.0	40	0
Brown, Hardy	2	31	15.5	23	0
O'Donahue, Pat	2	17	8.5	10	0
Burke, Don	1	25	25.0	25	0
Cathcart, Sam	1	20	20.0	20	0
Nomellini, Leo	1	18	18.0	18	0
49ERS	36	798	22.2	47	0
OPPONENTS	52	1,242	23.9	52	0

PUNT RETURNS

	No	Yds	Avg	LG	TD
McElhenny, Hugh	20	284	14.2	94t	1
Boone, J.R.	11	66	6.0	17	0
Arenas, Joe	7	40	5.7	13	0
Cathcart, Sam	1	23	23.0	23	0
O'Donahue, Pat	1	23	23.0	23t	1
49ERS	40	436	10.9	94t	2
OPPONENTS	29	359	12.4	82t	1

PUNTING

	No	Yds	Avg	LG	Bik
Albert, Frank	68	2,899	42.6	70	0
49ERS	68	2,899	42.6	70	0
OPPONENTS	78	3,218	41.3	66	0

PASSING

	Att	Comp	Pct	Yds	LG	TD	Int	QB
Albert, Frank	129	71	55.0	964	60t	8	10	67.5
Tittle, Y.A.	208	106	51.0	1,407	77	11	12	66.3
Arenas, Joe	1	0	0.0	0	0	0	0	39.6
Cathcart, Sam	1	0	0.0	0	0	0	1	0.0
Powers, Jim	1	0	0.0	0	0	0	0	39.6
Perry, Joe	2	0	0.0	0	0	0	0	39.6
49ERS	342	177	51.8	2,371	77	19	23	64.6
OPPONENTS	342	151	44.2	1,929	90t	15	17	56.3

1953 (9-3)

Lawrence T. Shaw, Coach

W	31	Philadelphia (25,000), S-27	21
W	31	Los Angeles Rams (41,446), O-4	30
L	21	at Detroit (56,080), O-11	24
W	35	at Chicago Bears (36,909), O-18	28
L	10	Detroit (52,300), O-25	14
W	24	Chicago Bears (26,308), N-1	14
W	31	at Los Angeles Rams (85,856), N-8	27
L	21	at Cleveland (80,698), N-15	23
W	37	at G.B. in Milwaukee (16,378), N-22	7
W	38	at Baltimore (26,005), N-29	21
W	48	Green Bay (31,337), D-6	14
W	45	Baltimore (23,932), D-13	14
372			237

TEAM STATISTICS		49ers	Opp
TOTAL FIRST DOWNS		243	206
By Rushing		128	99
By Passing		99	95
By Penalties		16	12
TOTAL YARDS GAINED		4,398	3,425
By Rushing		2,230	1,548
By Passing		2,168	1,877
TOTAL PLAYS FROM SCRIMMAGE		825	830
Rushes		443	398
Average Gain Per Rush		5.0	3.9
FORWARD PASSES ATTEMPTED		322	356
Number Completed		174	173
Per Cent Completed		54.0	48.6
Yards Lost Passing		239	223
Passes Had Intercepted		19	23
Yards Gained Per Pass		6.7	5.3
Yards Gained Per Completion		12.5	10.8
PUNTS		42	60
Total Yardage of Punts		1,706	2,457
Average Length		40.6	41.0
Net avg. per punt		37.5	35.8
KICKOFF RETURNS		49	69
Number Returned		43	59
Total Yards Returned		1,105	1,264
Average Length of Return		25.7	21.4
PENALTIES		90	71
Yards Penalized		772	615
Net Loss/Gain		-157	157
FUMBLES		28	33
Own Fumbles Recovered		9	16
Opponents' Fumbles Recovered		17	19
FIELD GOALS		10	9
Field Goals Attempted		13	16
TOTAL POINTS SCORED		372	237
Touchdowns Scored		49	30
Touchdowns Rushing		26	12
Touchdowns Passing		22	17
Touchdown Returns		1	1
Extra Points		48	30
Field Goals		10	9
Safeties		0	0

SCORING		TDs	Ru	Pa	Int	Fu	KO	Pu	PAT	FG	S	Pts
Soltau, Gordy		6	0	6	0	0	0	0	48/49	10/15	0	114
Perry, Joe		13	10	3	0	0	0	0	0/0	0/3	0	78
Wilson, Billy		10	0	10	0	0	0	0	0/0	0/0	0	60
Arenas, Joe		7	6	1	0	0	0	0	0/0	0/0	0	42
Tittle, Y.A.		6	6	0	0	0	0	0	0/0	0/0	0	36
McElhenny, Hugh		5	3	2	0	0	0	0	0/0	0/0	0	30
Berry, Rex		1	0	0	1	0	0	0	0/0	0/0	0	6
Mixon, Billy		1	1	0	0	0	0	0	0/0	0/0	0	6
49ERS		49	26	22	1	0	0	0	48/49	10/18	0	372
OPPONENTS		30	12	17	0	1	0	0	30/30	9/16	0	237

RUSHING	Att	Yds	Avg	LG	TD
Perry, Joe	192	1,018	5.3	51t	10
McElhenny, Hugh	112	503	4.5	33	3
Arenas, Joe	72	380	5.3	60t	6
Mixon, Billy	25	176	7.0	33	1
Schabarum, Pete	18	104	5.8	23	0
Tittle, Y.A.	14	41	2.9	14	6
Monachino, Jim	4	10	2.5	5	0
Wagner, Lowell	1	4	4.0	4	0
Ledyard, Hal	1	3	3.0	3	0
Bahnsen, Ken	1	1	1.0	1	0
Powers, Jim	3	-10	-3.3	0	0
49ERS	443	2,230	5.0	60t	26
OPPONENTS	398	1,548	3.9	48	12

RECEIVING	No	Yds	Avg	LG	TD
Wilson, Billy	51	840	16.5	61t	10
Soltau, Gordy	43	620	14.4	54t	6
McElhenny, Hugh	30	474	15.8	71	2
Perry, Joe	19	191	10.1	60t	3
Arenas, Joe	10	113	11.3	38	1
Schabarum, Pete	10	96	9.6	31	0
Babcock, Harry	7	59	8.4	13	0
Monachino, Jim	2	9	4.5	9	0
Mixon, Billy	1	7	7.0	7	0
Hogland, Doug	1	-2	-2.0	-2	0
49ERS	174	2,407	13.8	71	22
OPPONENTS	173	2,100	12.1	66t	17

INTERCEPTIONS	No	Yds	Avg	LG	TD
Berry, Rex	7	142	20.3	29	1
Wagner, Lowell	6	135	22.5	32	0
Bruney, Fred	5	59	11.8	23	0
Arenas, Joe	2	29	14.5	17	0
Morton, John	2	16	8.0	9	0
Brown, Hardy	1	7	7.0	7	0
49ERS	23	388	16.9	32	1
OPPONENTS	19	204	10.7	30	0

KICKOFF RETURNS	No	Yds	Avg	LG	TD
Arenas, Joe	16	551	34.4	82	0
McElhenny, Hugh	15	368	24.5	55	0
Schabarum, Pete	2	50	25.0	27	0
Bruney, Fred	2	46	23.0	25	0
Perry, Joe	2	21	10.5	11	0
Babcock, Harry	2	3	1.5	3	0
Berry, Rex	1	37	37.0	37	0
Bahnsen, Ken	1	21	21.0	21	0
Nomellini, Leo	1	5	5.0	5	0
Brown, Hardy	1	3	3.0	3	0
49ERS	43	1,105	25.7	82	0
OPPONENTS	59	1,264	21.4	78	0

PUNT RETURNS	No	Yds	Avg	LG	TD
McElhenny, Hugh	15	104	6.9	25	0
Arenas, Joe	8	93	11.6	50	0
Berry, Rex	7	42	6.0	17	0
Schabarum, Pete	2	0	0.0	0	0
Bruney, Fred	1	11	11.0	11	0
49ERS	33	250	7.6	50	0
OPPONENTS	27	109	4.0	13	0

PUNTING	No	Yds	Avg	LG	Bk
Powers, Jim	42	1,706	40.6	55	1
49ERS	42	1,706	40.6	55	1
OPPONENTS	60	2,457	41.0	61	0

PASSING	Att	Comp	Pct	Yds	LG	TD	Int	QB
Tittle, Y.A.	259	149	57.5	2,121	71t	20	16	84.2
Powers, Jim	49	22	44.9	259	28	1	2	51.3
McElhenny, Hugh	3	2	66.7	13	11t	1	0	115.3
Perry, Joe	1	1	100.0	14	14	0	0	118.8
Arenas, Joe	1	0	0.0	0	0	0	0	39.6
Ledyard, Hal	9	0	0.0	0	0	0	0	39.6
49ERS	322	174	54.0	2,407	71t	22	18	77.8
OPPONENTS	356	173	48.6	1,877	66t	17	23	53.6

1954 (7-4-1)

Lawrence T. Shaw, Coach

W	41	Washington (32,085), S-26	7
T	24	at Los Angeles Rams (79,208), O-3	24
W	23	at G.B. in Milwaukee (15,571), O-10	17
W	27	at Chicago Bears (42,935), O-17	24
W	37	Detroit (58,891), O-24	31
L	27	Chicago Bears (49,833), O-31	31
L	34	Los Angeles Rams (58,758), N-7	42
L	7	at Detroit (58,431), N-14	48
W	31	at Pittsburgh (37,001), N-20	3
L	13	at Baltimore (23,875), N-28	17
W	35	Green Bay (32,012), D-5	0
W	10	Baltimore (25,456), D-11	7
313			251

TEAM STATISTICS

	49ers	Opp
TOTAL FIRST DOWNS	252	207
By Rushing	125	74
By Passing	109	122
By Penalties	18	11
TOTAL YARDS GAINED	4,704	4,020
By Rushing	2,498	1,371
By Passing	2,206	2,649
TOTAL PLAYS FROM SCRIMMAGE	863	800
Rushes	442	348
Average Gain Per Rush	5.7	3.9
FORWARD PASSES ATTEMPTED	340	374
Number Completed	187	193
Per Cent Completed	55.0	51.6
Yards Lost Passing	238	366
Passes Had Intercepted	12	19
Yards Gained Per Pass	6.5	7.1
Yards Gained Per Completion	11.8	13.7
PUNTS	60	59
Total Yardage of Punts	2,221	2,420
Average Length	37.0	41.0
Net avg. per punt	32.2	34.8
KICKOFF RETURNS	51	64
Number Returned	39	57
Total Yards Returned	930	1,145
Average Length of Return	23.8	20.1
PENALTIES	73	51
Yards Penalized	614	426
Net Loss/Gain	-188	188
FUMBLES	30	29
Own Fumbles Recovered	17	14
Opponents' Fumbles Recovered	18	13
FIELD GOALS	12	9
Field Goals Attempted	21	19
TOTAL POINTS SCORED	313	251
Touchdowns Scored	40	32
Touchdowns Rushing	28	8
Touchdowns Passing	10	24
Touchdown Returns	2	0
Extra Points	37	32
Field Goals	12	9
Safeties	0	0

SCORING

	TDs	Ru	Pa	Int	Fu	KO	Pu	PAT	FG	S	Pts
Soltau, Gordy	2	0	2	0	0	0	0	31/33	11/18	0	76
Perry, Joe	8	8	0	0	0	0	0	6/7	1/3	0	57
Johnson, John Henry	9	9	0	0	0	0	0	0/0	0/0	0	54
McElhenny, Hugh	6	6	0	0	0	0	0	0/0	0/0	0	36
Wilson, Billy	5	0	5	0	0	0	0	0/0	0/0	0	30
Tittle, Y.A.	4	4	0	0	0	0	0	0/0	0/0	0	24
Jessup, Bill	3	0	3	0	0	0	0	0/0	0/0	0	18
Berry, Rex	1	0	0	1	0	0	0	0/0	0/0	0	6
Brown, Hardy	1	0	0	1	0	0	0	0/0	0/0	0	6
Schabaram, Pete	1	1	0	0	0	0	0	0/0	0/0	0	6
49ERS	40	28	10	2	0	0	0	37/40	12/21	0	313
OPPONENTS	32	8	24	0	0	0	0	32/32	9/19	0	251

RUSHING	Att	Yds	Avg	LG	TD			
Perry, Joe	173	1,049	6.1	58	8			
Johnson, John Henry	129	681	5.3	38t	9			
McElhenny, Hugh	64	515	8.1	60t	6			
Schabarum, Pete	21	79	3.8	16	1			
Arenas, Joe	11	77	7.0	26	0			
Tittle, Y.A.	28	68	2.4	10	4			
Mixon, Billy	7	19	2.7	7	0			
Cassara, Frank	3	17	5.7	10	0			
Galiffa, Arnie	1	2	2.0	2	0			
Tidwell, Billy	1	1	1.0	1	0			
Cason, Jim	2	1	0.5	3	0			
Jessup, Bill	1	-5	-5.0	-5	0			
Brown, Pete	1	-6	-6.0	-6	0			
49ERS	442	2,498	5.7	60t	28			
OPPONENTS	348	1,371	3.9	43t	8			
RECEIVING	No	Yds	Avg	LG	TD			
Wilson, Billy	60	830	13.8	43	5			
Jessup, Bill	30	565	18.8	68t	3			
Johnson, John Henry	28	183	6.5	34	0			
Perry, Joe	26	203	7.8	70	0			
Soltau, Gordy	22	316	14.4	42	2			
McElhenny, Hugh	8	162	20.3	53	0			
Babcock, Harry	6	91	15.2	33	0			
Schabarum, Pete	4	70	17.5	42	0			
Arenas, Joe	2	12	6.0	12	0			
Cassara, Frank	1	12	12.0	12	0			
49ERS	187	2,444	13.1	70	10			
OPPONENTS	193	3,015	15.6	78t	24			
INTERCEPTIONS	No	Yds	Avg	LG	TD			
Berry, Rex	3	69	23.0	34t	1			
Brown, Hardy	3	42	14.0	41t	1			
Williams, John	3	28	9.3	15	0			
Arenas, Joe	3	26	8.7	26	0			
Carapella, Al	2	40	20.0	27	0			
Mixon, Billy	2	6	3.0	3	0			
Brown, Pete	1	47	47.0	47	0			
Toneff, Bob	1	15	15.0	15	0			
Schabarum, Pete	1	9	9.0	9	0			
49ERS	19	282	14.8	47	2			
OPPONENTS	12	167	13.9	33	0			
KICKOFF RETURNS	No	Yds	Avg	LG	TD			
Arenas, Joe	16	362	22.6	41	0			
Tidwell, Billy	10	287	28.7	65	0			
McElhenny, Hugh	8	210	26.3	51	0			
Johnson, John Henry	2	25	12.5	19	0			
Schabarum, Pete	1	34	34.0	34	0			
Toneff, Bob	1	10	10.0	10	0			
Hogland, Doug	1	2	2.0	2	0			
49ERS	39	930	23.9	65	0			
OPPONENTS	57	1,145	20.1	43	0			
PUNT RETURNS	No	Yds	Avg	LG	TD			
Arenas, Joe	23	117	5.1	23	0			
McElhenny, Hugh	8	78	9.8	32	0			
Tidwell, Billy	3	0	0.0	17	0			
Schabarum, Pete	2	10	5.0	10	0			
49ERS	36	205	5.7	32	0			
OPPONENTS	40	269	6.7	47	0			
PUNTING	No	Yds	Avg	LG	Blk			
Brown, Pete	49	1,837	37.5	51	0			
Brown, Hardy	10	384	38.4	58	0			
Berry, Rex	1	0	0.0	0	0			
49ERS	60	2,221	37.0	58	0			
OPPONENTS	59	2,420	41.0	60	0			
PASSING	Att	Comp	Pct	Yds	LG	TD	Int	QB
Tittle, Y.A.	295	170	57.6	2,205	70	9	9	78.7
Cason, Jim	13	7	53.9	40	25	0	1	27.7
Duncan, Maury	14	4	28.6	82	29	0	2	11.9
Galiffa, Arnie	12	3	25.0	54	25	0	0	45.8
Johnson, John Henry	2	1	50.0	10	10t	1	0	104.2
Brown, Pete	1	1	100.0	19	19	0	0	118.8
Perry, Joe	1	1	100.0	34	34	0	0	118.8
Schabarum, Pete	1	0	0.0	0	0	0	0	39.6
Tidwell, Billy	1	0	0.0	0	0	0	0	39.6
49ERS	340	187	55.0	2,444	70	10	12	73.0
OPPONENTS	374	193	51.6	2,649	78t	24	19	74.8

1955 (4-8)

Norman P. Strader, Coach

L	14	Los Angeles Rams (58,772), S-25	23
L	3	Cleveland (43,595), O-2	38
W	20	at Chicago Bears (41,651), O-9	19
W	27	at Detroit (50,179), O-16	24
L	23	Chicago Bears (56,350), O-23	34
W	38	Detroit (44,831), O-30	21
L	14	at Los Angeles Rams (71,832), N-6	27
L	0	at Washington (25,112), N-13	7
L	21	at G.B. in Milwaukee(19,099), N-20	27
L	14	at Baltimore (33,485), N-27	26
L	7	Green Bay (32,897), D-4	28
W	35	Baltimore (33,471), D-11	24
216			308

TEAM STATISTICS		49ers	Opp
TOTAL FIRST DOWNS		204	250
By Rushing		102	132
By Passing		80	103
By Penalties		13	15
TOTAL YARDS GAINED		3,651	4,008
By Rushing		1,713	2,135
By Passing		1,938	1,873
TOTAL PLAYS FROM SCRIMMAGE		786	930
Rushes		408	538
Average Gain Per Rush		4.2	4.0
FORWARD PASSES ATTEMPTED		303	311
Number Completed		151	147
Per Cent Completed		49.8	47.3
Yards Lost Passing		287	172
Passes Had Intercepted		28	21
Yards Gained Per Pass		6.4	6.0
Yards Gained Per Completion		12.8	12.7
PUNTS		63	59
Total Yardage of Punts		2,558	2,559
Average Length		40.6	43.4
Net avg. per punt		34.4	38.8
KICKOFF RETURNS		51	59
Number Returned		51	37
Total Yards Returned		1,097	867
Average Length of Return		25.5	23.4
PENALTIES		64	58
Yards Penalized		541	528
FUMBLES		25	19
Own Fumbles Recovered		7	6
Opponents' Fumbles Recovered		13	18
FIELD GOALS		3	12
Field Goals Attempted		12	24
TOTAL POINTS SCORED		216	298
Touchdowns Scored		30	37
Touchdowns Rushing		12	24
Touchdowns Passing		17	10
Touchdowns Returns		1	3
Extra Points		27	36
Field Goals		3	12
Safeties		0	2

SCORING	TDs	Ru	Pa	Int	Fu	KO	Pu	PAT	FG	S	Pts
Soltau, Gordy	1	0	1	0	0	0	0	27/30	3/12	0	42
Wilson, Billy	7	0	7	0	0	0	0	0/0	0/0	0	42
McElhenny, Hugh	6	4	2	0	0	0	0	0/0	0/0	0	36
Moegle, Dicky	5	5	0	0	0	0	0	0/0	0/0	0	30
Hardy, Carroll	4	0	4	0	0	0	0	0/0	0/0	0	24
Perry, Joe	3	2	1	0	0	0	0	0/0	0/0	0	18
Arenas, Joe	2	0	2	0	0	0	0	0/0	0/0	0	12
Berry, Rex	1	0	0	1	0	0	0	0/0	0/0	0	6
Johnson, John Henry	1	1	0	0	0	0	0	0/0	0/0	0	6
49ERS	30	12	17	1	0	0	0	27/30	3/12	0	216
OPPONENTS	37	24	10	2	0	0	1	36/37	12/24	2	298

RUSHING	Att	Yds	Avg	LG	TD
Perry, Joe	156	701	4.5	42	2
McElhenny, Hugh	90	327	3.6	44	4
Moegle, Dicky	41	235	5.7	39	5
Arenas, Joe	37	150	4.1	30	0
Tittle, Y.A.	23	114	5.0	35	0
Johnson, John Henry	19	69	3.6	12	1
Laughlin, Bud	20	58	2.9	14	0
Hardy, Carroll	15	37	2.5	14	0
Harkey, Lem	6	27	4.5	15	0
Duncan, Maury	1	-5	-5.0	-5	0
49ERS	408	1,713	4.2	44	12
OPPONENTS	538	2,135	4.0	49	24

RECEIVING	No	Yds	Avg	LG	TD
Wilson, Billy	53	831	15.7	72t	7
Soltau, Gordy	26	358	13.8	36	1
Perry, Joe	19	55	2.9	19	1
Arenas, Joe	13	255	19.6	53t	2
Hardy, Carroll	12	338	28.2	78t	4
McElhenny, Hugh	11	203	18.5	55t	2
Laughlin, Bud	8	54	6.8	27	0
Moegle, Dicky	4	94	23.5	53	0
Babcock, Harry	3	31	10.3	16	0
Johnson, John Henry	2	6	3.0	11	0
49ERS	151	2,225	14.7	78t	17
OPPONENTS	147	2,045	13.9	60t	10

INTERCEPTIONS	No	Yds	Avg	LG	TD
Moegle, Dicky	6	50	8.3	37	0
Berry, Rex	3	69	23.0	44t	1
Brown, Hardy	2	28	14.0	18	0
Madreos, George	2	23	11.5	19	0
Luna, Bob	2	0	0.0	0	0
Johnson, John Henry	1	29	29.0	29	0
Matthews, Clay	1	19	19.0	13	0
Carr, Paul	1	11	11.0	11	0
Stolhandski, Tom	1	6	6.0	6	0
Arenas, Joe	1	0	0.0	0	0
Campbell, Marion	1	0	0.0	0	0
Powell, Charlie	(lat) 0	7		7	0
49ERS	21	242	11.5	44t	1
OPPONENTS	28	299	10.7	55t	2

KICKOFF RETURNS	No	Yds	Avg	LG	TD
Arenas, Joe	24	594	24.8	42	0
Moegle, Dicky	10	249	24.9	61	0
McElhenny, Hugh	9	189	21.0	31	0
Hardy, Carroll	3	65	21.7	30	0
Laughlin, Bud	1	25	25.0	25	0
Toneff, Bob	1	13	13.0	13	0
Hazeltine, Matt	1	9	9.0	9	0
Powell, Charlie	1	2	2.0	2	0
Palatella, Lou	1	1	1.0	1	0
49ERS	51	1,147	22.5	61	0
OPPONENTS	37	865	23.4	56	0

PUNT RETURNS	No	Yds	Avg	LG	TD
Arenas, Joe	21	55	2.6	7	0
Moegle, Dicky	8	36	4.5	21	0
McElhenny, Hugh	7	10	1.4	10	0
Berry, Rex	1	11	11.0	11	0
Johnson, John Henry	1	6	6.0	6	0
Carapella, Al	1	0	0.0	0	0
49ERS	39	118	3.0	21	0
OPPONENTS	40	369	9.2	37	1

PUNTING	No	Yds	Avg	LG	Bik
Luna, Bobby	63	2,558	40.6	63	3
49ERS	63	2,558	40.6	63	3
OPPONENTS	59	2,559	43.4	73	0

PASSING	Att	Comp	Pct	Yds	LG	TD	Int	QB
Tittle, Y.A.	287	147	51.2	2,185	78t	17	28	56.6
Duncay, Maury	12	4	33.3	40	27	0	0	43.8
Arenas, Joe	1	0	0.0	0	0	0	0	39.6
Moegle, Dicky	1	0	0.0	0	0	0	0	39.6
Perry, Joe	2	0	0.0	0	0	0	0	39.6
49ERS	303	151	49.8	2,225	78t	17	28	54.4
OPPONENTS	311	147	47.3	2,045	60t	10	21	51.5

1956 (5-6-1)

Frank C. Albert, Coach

L	21	New York Giants (41,751), S-30	38
W	33	Los Angeles Rams (56,489), O-7	30
L	7	at Chicago Bears (47,526), O-14	31
L	17	at Detroit (55,662), O-21	20
L	21	Chicago Bears (52,612), O-28	38
L	13	Detroit (46,708), N-4	17
L	6	at Los Angeles Rams (69,828), N-11	30
W	17	at Green Bay (17,986), N-18	16
T	10	at Philadelphia (19,326), N-25	10
W	20	at Baltimore (37,227), D-2	17
W	38	Green Bay (32,433), D-8	20
W	30	Baltimore (43,791), D-16	17
233			284

TEAM STATISTICS		49ers	Opp
TOTAL FIRST DOWNS		221	236
By Rushing		101	124
By Passing		107	103
By Penalties		13	9
TOTAL YARDS GAINED		3,813	4,162
By Rushing		1,836	2,192
By Passing		1,977	1,970
TOTAL PLAYS FROM SCRIMMAGE		795	827
Rushes		419	481
Average Gain Per Rush		4.4	4.6
FORWARD PASSES ATTEMPTED		297	279
Number Completed		162	147
Per Cent Completed		54.6	52.7
Yards Lost Passing		285	145
Passes Had Intercepted		19	17
Yards Gained Per Pass		6.7	7.1
Yards Gained Per Completion		12.2	13.4
PUNTS		59	42
Total Yardage of Punts		2,268	1,709
Average Length		38.4	40.7
Net avg. per punt		36.0	36.4
KICKOFF RETURNS		62	51
Number Returned		51	42
Total Yards Returned		1,257	988
Average Length of Return		24.7	23.5
PENALTIES		57	37
Yards Penalized		562	321
FUMBLES		17	27
Own Fumbles Recovered		5	10
Opponents' Fumbles Recovered		17	12
FIELD GOALS		13	14
Field Goals Attempted		20	25
TOTAL POINTS SCORED		233	284
Touchdowns Scored		28	35
Touchdowns Rushing		17	23
Touchdowns Passing		8	12
Touchdowns Returns		3	0
Extra Points		26	32
Field Goals		13	14
Safeties		0	0

SCORING	TDs	Ru	Pa	Int	Fu	KO	Pu	PAT	FG	S	Pts
Soltau, Gordy	1	0	1	0	0	0	0	26/28	13/20	0	71
McElhenny, Hugh	8	8	0	0	0	0	0	0/0	0/0	0	48
Wilson, Billy	5	0	5	0	0	0	0	0/0	0/0	0	30
Tittle, Y.A.	4	4	0	0	0	0	0	0/0	0/0	0	24
Arenas, Joe	3	0	1	0	0	1	1	0/0	0/0	0	18
Perry, Joe	3	3	0	0	0	0	0	0/0	0/0	0	18
Johnson, John Henry	2	2	0	0	0	0	0	0/0	0/0	0	12
Conner, Clyde	1	0	1	0	0	0	0	0/0	0/0	0	6
Moegle, Dicky	1	0	0	1	0	0	0	0/0	0/0	0	6
49ERS	28	17	8	1	0	1	1	26/28	13/20	0	233
OPPONENTS	35	23	12	0	0	0	0	32/34	14/25	0	284

RUSHING	Att	Yds	Avg	LG	TD
McElhenny, Hugh	185	916	5.0	86t	8
Perry, Joe	115	520	4.5	39	3
Johnson, John Henry	80	301	3.8	54	2
Tittle, Y.A.	24	67	2.8	13	4
Moegle, Dicky	7	18	2.6	12	0
Morrall, Earl	6	10	1.7	8	0
McCormick, Tom	2	4	2.0	2	0
49ERS	419	1,836	4.4	86t	17
OPPONENTS	481	2,192	4.6	59t	18

RECEIVING	No	Yds	Avg	LG	TD
Wilson, Billy	60	889	14.8	77t	5
Conner, Clyde	22	362	16.5	49	1
Soltau, Gordy	18	299	16.6	33	1
Perry, Joe	18	104	5.8	20	0
McElhenny, Hugh	16	193	12.1	22	0
Arenas, Joe	14	226	16.1	50	1
Johnson, John Henry	8	90	11.3	28	0
Moegle, Dicky	3	79	26.3	37	0
Jessup, Bill	2	7	3.5	10	0
Smith, Charlie	1	13	13.0	13	0
49ERS	162	2,262	14.0	77t	8
OPPONENTS	147	2,115	14.4	69t	12

INTERCEPTIONS	No	Yds	Avg	LG	TD
Moegle, Dicky	6	75	12.5	31t	1
Berry, Rex	3	20	6.7	20	0
Carr, Paul	2	18	9.0	11	0
Maderos, George	2	2	1.0	2	0
Hazeltine, Matt	1	7	7.0	7	0
Sharkey, Ed	1	4	4.0	4	0
Holladay, Bob	1	0	0.0	0	0
Smith, Ernie	1	0	0.0	0	0
49ERS	17	126	7.4	31t	1
OPPONENTS	19	330	17.4	35	0

KICKOFF RETURNS	No	Yds	Avg	LG	TD
Arenas, Joe	27	801	29.7	96	1
McElhenny, Hugh	13	300	23.1	36	0
Moegle, Dicky	2	39	19.5	22	0
Maderos, George	2	21	10.5	12	0
Johnson, John Henry	1	23	23.0	23	0
Goad, Paul	1	18	18.0	18	0
McCormick, Tom	1	18	18.0	18	0
Smith, Charlie	1	14	14.0	14	0
Carr, Paul	1	11	11.0	11	0
Gonzaga, John	1	6	6.0	6	0
Herchman, Bill	1	6	6.0	6	0
49ERS	51	1,257	24.7	96t	1
OPPONENTS	42	988	23.5	45	0

PUNT RETURNS	No	Yds	Avg	LG	TD
Arenas, Joe	19	117	6.2	67	1
McElhenny, Hugh	15	38	2.5	12	0
Moegle, Dicky	1	5	5.0	5	0
49ERS	35	160	4.6	67	1
OPPONENTS	35	123	3.5	16	0

PUNTING	No	Yds	Avg	LG	Bik
Morrall, Earl	45	1,705	37.9	57	0
Jessup, Bill	14	563	40.2	63	0
49ERS	59	2,268	38.4	63	0
OPPONENTS	42	1,709	40.7	56	0

PASSING	Att	Comp	Pct	Yds	LG	TD	Int	QB
Tittle, Y.A.	218	124	56.9	1,641	77t	7	12	68.6
Morrall, Earl	78	38	48.7	621	37	1	6	48.1
McElhenny, Hugh	1	0	0.0	0	0	0	1	0.0
49ERS	297	162	54.6	2,262	77t	8	19	61.6
OPPONENTS	279	147	52.7	2,329	69t	12	17	69.7

1957 (8-4/8-5)

Frank C. Albert, Coach

L	10	Chicago Cards (35,743), S-29	20
W	23	Los Angeles Rams (59,637), O-6	20
W	21	at Chicago Bears (45,310), O-13	17
W	24	at G.B. in Milwaukee (18,919), O-20	14
W	21	Chicago Bears (56,693), O-27	17
W	35	Detroit (59,702), N-3	31
L	24	at Los Angeles Rams (102,368), N-10	37
L	10	at Detroit (56,915), N-17	31
L	21	at Baltimore (50,073), N-24	27
W	27	at New York Giants (54,121), D-1	17
W	17	Baltimore (59,950), D-8	13
W	27	Green Bay (59,100), D-15	20
287			295

NFC PLAYOFF - DEC. 22

(at San Francisco - Kezar Stadium)

L	27	Detroit (60,118)	31
---	----	------------------	----

TEAM STATISTICS		49ers	Opp
TOTAL FIRST DOWNS		223	239
By Rushing		92	107
By Passing		115	117
By Penalties		16	15
TOTAL YARDS GAINED		3,658	4,248
By Rushing		1,622	1,847
By Passing		2,036	2,401
TOTAL PLAYS FROM SCRIMMAGE		754	837
Rushes		377	434
Average Gain Per Rush		4.6	4.3
FORWARD PASSES ATTEMPTED		305	332
Number Completed		191	182
Per Cent Completed		62.6	54.8
Yards Lost Passing		371	181
Passes Had Intercepted		18	18
Yards Gained Per Pass		6.7	7.2
Yards Gained Per Completion		10.7	13.2
PUNTS		57	47
Total Yardage of Punts		2,550	1,894
Average Length		44.7	40.3
Net avg. per punt		39.7	36.9
KICKOFF RETURNS		56	56
Number Returned		42	45
Total Yards Returned		1,096	928
Average Length of Return		26.1	20.6
PENALTIES		66	55
Yards Penalized		629	502
FUMBLES		22	25
Own Fumbles Recovered		8	9
Opponents' Fumbles Recovered		16	14
FIELD GOALS		9	13
Field Goals Attempted		15	24
TOTAL POINTS SCORED		260	264
Touchdowns Scored		33	32
Touchdowns Rushing		15	18
Touchdowns Passing		17	13
Touchdowns Returns		1	1
Extra Points		33	31
Field Goals		9	13
Safeties		1	1

SCORING	TDs	Ru	Pa	Int	Fu	KO	Pu	PAT	FG	S	Pts
Soltau, Gordy	0	0	0	0	0	0	0	33/33	9/15	0	60
Tittle, Y.A.	6	6	0	0	0	0	0	0/0	0/0	0	36
Wilson, Billy	6	0	6	0	0	0	0	0/0	0/0	0	36
Owens, R.C.	5	0	5	0	0	0	0	0/0	0/0	0	30
Conner, Clyde	4	0	4	0	0	0	0	0/0	0/0	0	24
Babb, Gene	3	3	0	0	0	0	0	0/0	0/0	0	18
McElhenny, Hugh	3	1	2	0	0	0	0	0/0	0/0	0	18
Perry, Joe	3	3	0	0	0	0	0	0/0	0/0	0	18
Arenas, Joe	1	1	0	0	0	0	0	0/0	0/0	0	6
Herchman, Bill	1	0	0	1	0	0	0	0/0	0/0	0	6
Moegle, Dicky	1	1	0	0	0	0	0	0/0	0/0	0	6
Nomellini, Leo	0	0	0	0	0	0	0	0/0	0/0	1	2
49ERS	33	15	17	1	0	0	0	33/33	9/15	1	260
OPPONENTS	32	18	13	1	0	0	0	31/32	13/24	1	264

Rookie Names in Italics

RUSHING	Att	Yds	Avg	LG	TD
McElhenny, Hugh	102	478	4.7	61	1
Perry, Joe	97	454	4.7	34	3
Babb, Gene	102	330	3.2	19	3
Tittle, Y.A.	40	220	5.5	45	6
Barnes, Larry	20	78	3.9	16	0
Moegle, Dicky	9	48	5.3	18t	1
Arenas, Joe	5	14	2.8	7t	1
Brodie, John	2	0	0.0	0	0
49ERS	377	1,622	4.6	61	15
OPPONENTS	434	1,847	4.3	49	23

RECEIVING	No	Yds	Avg	LG	TD
Wilson, Billy	52	757	14.6	40	6
McElhenny, Hugh	37	458	12.4	43	2
Conner, Clyde	30	412	13.7	41	4
Owens, R.C.	27	395	14.6	46t	5
Babb, Gene	20	141	7.1	17	0
Perry, Joe	15	130	8.7	17	0
Soltau, Gordy	5	47	9.4	18	0
Jessup, Bill	2	29	14.5	22	0
Powell, Charlie	1	27	27.0	27	0
Arenas, Joe	1	10	10.0	10	0
Barnes, Larry	1	1	1.0	1	0
49ERS	191	2,407	12.6	46t	17
OPPONENTS	182	2,582	14.2	82t	13

INTERCEPTIONS	No	Yds	Avg	LG	TD
Moegle, Dicky	8	107	13.4	40	0
Stitts, Bill	2	28	14.0	20	0
Hazeltine, Matt	2	22	11.0	14	0
Walker, Val Joe	2	20	10.0	12	0
Smith, J.D.	2	17	8.5	12	0
Herchman, Bill	1	54	54.0	54t	1
Rubke, Karl	1	16	16.0	16	0
49ERS	18	264	14.7	54t	1
OPPONENTS	18	336	18.7	75t	1

KICKOFF RETURNS	No	Yds	Avg	LG	TD
Arenas, Joe	24	657	27.4	64	0
Smith, J.D.	14	368	26.3	38	0
Hazeltine, Matt	1	23	23.0	23	0
Carr, Paul	1	10	10.0	10	0
Jessup, Bill	1	8	8.0	8	0
Babb, Gene	1	0	0.0	0	0
Palatella, Lou	(lat) 0	30	0.0	0	0
49ERS	42	1,096	26.1	64	0
OPPONENTS	45	928	20.6	33	0

PUNT RETURNS	No	Yds	Avg	LG	TD
Arenas, Joe	25	80	3.2	26	0
McElhenny, Hugh	10	41	4.1	13	0
Hazeltine, Matt	1	1	1.0	1	0
Moegle, Dicky	1	0	0.0	0	0
49ERS	37	122	3.3	26	0
OPPONENTS	35	205	5.9	28	0

PUNTING	No	Yds	Avg	LG	Blk
Jessup, Bill	38	1,656	43.6	62	0
Barnes, Larry	19	894	47.1	86	0
49ERS	57	2,550	44.7	86	0
OPPONENTS	47	1,894	40.3	62	0

PASSING	Att	Comp	Pct	Yds	LG	TD	Int	QB
Tittle, Y.A.	279	176	63.1	2,157	46t	13	15	80.0
Brodie, John	21	11	52.4	160	28	2	3	69.6
Arenas, Joe	3	3	100.0	92	33t	2	0	158.3
Barnes, Larry	1	1	100.0	-2	-2	0	0	79.1
Perry, Joe	1	0	0.0	0	0	0	0	39.6
49ERS	305	191	62.6	2,407	46t	17	18	81.1
OPPONENTS	332	182	54.8	2,582	82t	13	18	70.6

1958 (6-6)

Frank C. Albert, Coach

W	23	Pittsburgh (51,856), S-28	20
L	3	Los Angeles Rams (59,826), O-5	33
L	6	at Chicago Bears (45,310), O-12	28
W	30	at Philadelphia (33,110), O-19	24
L	14	Chicago Bears (59,441), O-26	27
W	24	Detroit (59,350), N-2	21
L	7	at Los Angeles Rams (95,082), N-9	56
L	21	at Detroit (54,523), N-16	35
W	33	at G.B. in Milwaukee (43,819), N-23	12
L	27	at Baltimore (57,557), N-30	35
W	48	Green Bay (50,793), D-7	21
W	21	Baltimore (58,334), D-14	12
257			324

TEAM STATISTICS

	49ers	Opp
TOTAL FIRST DOWNS	237	227
By Rushing	93	106
By Passing	126	106
By Penalties	18	15
TOTAL YARDS GAINED	4,111	4,010
By Rushing	1,628	2,038
By Passing	2,483	1,972
TOTAL PLAYS FROM SCRIMMAGE	811	787
Rushes	359	380
Average Gain Per Rush	4.5	5.4
FORWARD PASSES ATTEMPTED	383	341
Number Completed	223	163
Per Cent Completed	58.2	47.8
Yards Lost Passing	208	246
Passes Had Intercepted	29	16
Yards Gained Per Pass	6.5	5.8
Yards Gained Per Completion	11.1	12.1
PUNTS	48	49
Total Yardage of Punts	1,839	1,995
Average Length	38.3	40.7
Net avg. per punt	35.6	37.3
KICKOFF RETURNS	50	50
Number Returned	39	42
Total Yards Returned	790	739
Average Length of Return	20.3	17.6
PENALTIES	58	52
Yards Penalized	619	510
FUMBLES	31	32
Own Fumbles Recovered	20	17
Opponents' Fumbles Recovered	15	11
FIELD GOALS	8	10
Field Goals Attempted	21	17
TOTAL POINTS SCORED	257	324
Touchdowns Scored	34	42
Touchdowns Rushing	18	15
Touchdowns Passing	15	25
Touchdowns Returns	1	2
Extra Points	29	40
Field Goals	8	10
Safeties	0	1

SCORING

	TDs	Ru	Pa	Int	Fu	KO	Pu	PAT	FG	S	Pts
Soltau, Gordy	0	0	0	0	0	0	0	29/33	8/21	0	53
McElhenny, Hugh	8	6	2	0	0	0	0	0/0	0/0	0	48
Conner, Clyde	5	0	5	0	0	0	0	0/0	0/0	0	30
Perry, Joe	5	4	1	0	0	0	0	0/0	0/0	0	30
Wilson, Billy	5	0	5	0	0	0	0	0/0	0/0	0	30
Smith, J.D.	3	3	0	0	0	0	0	0/0	0/0	0	18
Pace, Jim	2	2	0	0	0	0	0	0/0	0/0	0	12
Tittle, Y.A.	2	2	0	0	0	0	0	0/0	0/0	0	12
Brodie, John	1	1	0	0	0	0	0	0/0	0/0	0	6
Hazeltine, Matt	1	0	0	1	0	0	0	0/0	0/0	0	6
Jessup, Bill	1	0	1	0	0	0	0	0/0	0/0	0	6
Owens, R.C.	1	0	1	0	0	0	0	0/0	0/0	0	6
49ERS	34	18	15	1	0	0	0	29/33	8/21	0	257
OPPONENTS	42	15	25	2	0	0	0	40/41	10/17	1	324

RUSHING	Att	Yds	Avg	LG	TD
Perry, Joe	125	758	6.1	73t	4
McElhenny, Hugh	113	451	4.0	34	6
Smith, J.D.	26	209	8.0	80t	3
Pace, Jim	52	161	3.1	34	2
Tittle, Y.A.	22	35	1.6	12	2
Woodson, Abe	2	12	6.0	9	0
Babb, Gene	7	9	1.3	4	0
Atkins, Bill	1	5	5.0	5	0
Brodie, John	11	-12	-1.1	6	1
49ERS	359	1,628	4.5	80t	18
OPPONENTS	380	2,038	5.4	73t	16

RECEIVING	No	Yds	Avg	LG	TD
Conner, Clyde	49	512	10.4	26	5
Wilson, Billy	43	592	13.8	44t	5
Owens, R.C.	40	620	15.5	48	1
McElhenny, Hugh	31	366	11.8	59t	2
Perry, Joe	23	218	9.5	64t	1
Pace, Jim	10	59	5.9	24	0
Dugan, Fred	9	122	13.6	23	0
Soltau, Gordy	7	77	11.0	22	0
Smith, J.D.	6	59	9.8	23	0
Jessup, Bill	5	66	13.2	26t	1
49ERS	223	2,691	12.1	64t	15
OPPONENTS	163	2,218	13.6	81t	25

INTERCEPTIONS	No	Yds	Avg	LG	TD
Ridlon, Jim	4	10	2.5	3	0
Hazeltine, Matt	3	30	10.0	17	1
Stitts, Bill	3	3	1.0	2	0
Mertens, Jerry	2	16	8.0	11	0
Woodson, Abe	1	44	44.0	44	0
Atkins, Bill	1	6	6.0	6	0
Toneff, Bob	1	5	5.0	5	0
Matuszak, Marv	1	0	0.0	0	0
49ERS	16	114	7.1	44	1
OPPONENTS	29	448	15.5	70t	2

KICKOFF RETURNS	No	Yds	Avg	LG	TD
Smith, J.D.	15	356	23.7	39	0
Woodson, Abe	11	239	21.7	34	0
Pace, Jim	8	134	16.8	36	0
McElhenny, Hugh	2	31	15.5	18	0
Babb, Gene	2	30	15.0	19	0
Connolly, Ted	1	0	0.0	0	0
49ERS	39	790	20.3	39	0
OPPONENTS	42	739	17.6	30	0

PUNT RETURNS	No	Yds	Avg	LG	TD
McElhenny, Hugh	24	93	3.9	49	0
Woodson, Abe	7	53	7.6	38	0
Jessup, Bill	2	0	0.0	0	0
Pace, Jim	2	0	0.0	0	0
49ERS	35	146	4.2	49	0
OPPONENTS	36	132	3.7	22	0

PUNTING	No	Yds	Avg	LG	Blk
Atkins, Bill	25	983	39.3	51	0
Jessup, Bill	23	856	37.2	59	0
49ERS	48	1,839	38.3	59	0
OPPONENTS	49	1,995	40.7	59	0

PASSING	Att	Comp	Pct	Yds	LG	TD	Int	QB
Brodie, John	172	103	59.9	1,224	61t	6	13	61.8
Tittle, Y.A.	208	120	57.7	1,467	64t	9	15	63.9
McElhenny, Hugh	2	0	0.0	0	0	0	0	39.6
Jessup, Bill	1	0	0	0	0	0	1	0.0
49ERS	383	223	58.2	2,691	64t	15	29	61.4
OPPONENTS	341	163	47.8	2,218	81t	25	16	73.9

1959 (7-5)

Howard W. Hickey, Coach

W	24	Philadelphia (41,697), S-27	14
W	34	Los Angeles Rams (56,028), O-4	0
L	20	at Green Bay (32,150), O-11	21
W	34	at Detroit (52,585), O-18	13
W	20	Chicago Bears (59,045), O-25	17
W	33	Detroit (59,064), N-1	7
W	24	at Los Angeles Rams (94,276), N-8	16
L	3	at Chicago Bears (42,157), N-15	14
L	14	at Baltimore (56,007), N-22	45
W	21	at Cleveland (53,763), N-29	20
L	14	Baltimore (59,075), D-5	34
L	14	Green Bay (55,997), D-13	36
255			237

TEAM STATISTICS		49ers	Opp
TOTAL FIRST DOWNS		182	238
By Rushing		93	123
By Passing		76	102
By Penalties		13	13
TOTAL YARDS GAINED		3,388	4,018
By Rushing		1,839	1,974
By Passing		1,549	2,044
TOTAL PLAYS FROM SCRIMMAGE		756	844
Rushes		407	433
Average Gain Per Rush		4.5	4.6
FORWARD PASSES ATTEMPTED		264	341
Number Completed		132	176
Per Cent Completed		50.0	51.6
Yards Lost Passing		136	228
Passes Had Intercepted		22	14
Yards Gained Per Pass		5.9	6.0
Yards Gained Per Completion		11.7	11.6
PUNTS		59	57
Total Yardage of Punts		2,694	2,370
Average Length		45.7	41.6
Net avg. per punt		40.8	34.8
KICKOFF RETURNS		49	50
Number Returned		41	40
Total Yards Returned		980	924
Average Length of Return		23.9	23.1
PENALTIES		57	45
Yards Penalized		489	417
FUMBLES		24	34
Own Fumbles Recovered		14	12
Opponents' Fumbles Recovered		22	10
FIELD GOALS		12	5
Field Goals Attempted		26	13
TOTAL POINTS SCORED		255	237
Touchdowns Scored		31	32
Touchdowns Rushing		16	16
Touchdowns Passing		12	15
Touchdowns Returns		3	1
Extra Points		31	28
Field Goals		12	5
Safeties		1	1

SCORING	TDs	Ru	Pa	Int	Fu	KO	Pu	PAT	FG	S	Pts
Davis, Tommy	0	0	0	0	0	0	0	31/31	12/26	0	67
Smith, J.D.	11	10	1	0	0	0	0	0/0	0/0	0	66
McElhenny, Hugh	4	1	3	0	0	0	0	0/0	0/0	0	24
Wilson, Billy	4	0	4	0	0	0	0	0/0	0/0	0	24
Owens, R.C.	3	0	3	0	0	0	0	0/0	0/0	0	18
Perry, Joe	3	3	0	0	0	0	0	0/0	0/0	0	18
Conner, Clyde	1	0	1	0	0	0	0	0/0	0/0	0	6
Hazeltine, Matt	1	0	0	0	1	0	0	0/0	0/0	0	6
Lyles, Lenny	1	1	0	0	0	0	0	0/0	0/0	0	6
Mertens, Jerry	1	0	0	1	0	0	0	0/0	0/0	0	6
Roberts, C.R.	1	1	0	0	0	0	0	0/0	0/0	0	6
Woodson, Abe	1	0	0	0	0	1	0	0/0	0/0	0	6
Krueger, Charlie	0	0	0	0	0	0	0	0/0	0/0	1	2
49ERS	31	16	12	1	1	1	0	31/31	12/26	1	255
OPPONENTS	32	16	15	1	0	0	0	28/31	5/13	1	237

Rookie Names in Italics

RUSHING	Att	Yds	Avg	LG	TD
Smith, J.D.	207	1,036	5.0	73t	10
Perry, Joe	139	602	4.3	40	3
McElhenny, Hugh	18	67	3.7	19	1
Roberts, C.R.	10	67	6.7	46t	1
Lyles, Lenny	13	28	2.2	13t	1
Tittle, Y.A.	11	24	2.2	22	0
Moegle, Dicky	3	9	3.0	4	0
Brodie, John	5	6	1.2	6	0
Owens, R.C.	1	0	0.0	0	0
49ERS	407	1,839	4.5	73t	16
OPPONENTS	433	1,974	4.6	48	17

RECEIVING	No	Yds	Avg	LG	TD
Wilson, Billy	44	540	12.3	57t	4
McElhenny, Hugh	22	329	15.0	72	3
Owens, R.C.	17	347	20.4	75t	3
Conner, Clyde	13	162	12.5	37t	1
Smith, J.D.	13	133	10.2	21t	1
Perry, Joe	12	53	4.4	15	0
Dugan, Fred	6	72	12.0	13	0
Lyles, Lenny	3	33	11.0	18	0
Moegle, Dicky	1	12	12.0	12	0
Tittle, Y.A.	1	4	4.0	4	0
49ERS	132	1,685	12.8	75t	12
OPPONENTS	176	2,272	12.9	67	15

INTERCEPTIONS	No	Yds	Avg	LG	TD
Baker, Dave	5	75	15.0	29	0
Woodson, Abe	4	20	5.0	14	0
Mertens, Jerry	2	56	28.0	30t	1
Tubbs, Jerry	2	32	16.0	21	0
Dove, Eddie	1	6	6.0	6	0
49ERS	14	189	13.5	30t	1
OPPONENTS	22	272	12.4	57t	1

KICKOFF RETURNS	No	Yds	Avg	LG	TD
Woodson, Abe	13	382	29.4	105t	1
Lyles, Lenny	25	565	22.6	46	0
Hazeltine, Matt	2	26	13.0	26	0
Herchman, Bill	1	7	7.0	7	0
49ERS	41	980	23.9	105t	1
OPPONENTS	40	924	23.1	80	0

PUNT RETURNS	No	Yds	Avg	LG	TD
Woodson, Abe	15	143	9.5	65	0
Dove, Eddie	22	126	5.7	62	0
49ERS	37	269	7.3	65	0
OPPONENTS	35	186	5.3	21	0

PUNTING	No	Yds	Avg	LG	Bik
Davis, Tommy	59	2,694	45.7	71	0
49ERS	59	2,694	45.7	71	0
OPPONENTS	57	2,370	41.6	59	0

PASSING	Att	Comp	Pct	Yds	LG	TD	Int	QB
Tittle, Y.A.	199	102	51.3	1,331	75t	10	15	58.0
Brodie, John	64	30	46.9	354	34	2	7	35.0
Moegle, Dicky	1	0	0.0	0	0	0	0	39.6
49ERS	264	132	50.0	1,685	75t	12	22	50.8
OPPONENTS	341	176	51.6	2,261	67	15	14	70.2

1960 (7-5)

Howard W. Hickey, Coach

L	19	New York Giants (44,598), S-25	21
W	13	Los Angeles Rams (53,633), O-2	9
W	14	at Detroit (49,825), O-9	10
L	10	at Chicago Bears (48,226), O-16	27
L	14	at G.B. in Milwaukee (39,914), O-23	41
W	25	Chicago Bears (55,071), O-30	7
L	0	Detroit (48,447), N-6	24
W	26	at Dallas (10,000), N-20	14
W	30	at Baltimore (57,808), N-27	22
W	23	at Los Angeles Rams (77,254), D-4	7
L	0	Green Bay (53,612), D-10	13
W	34	Baltimore (57,269), D-18	10
208			205

TEAM STATISTICS		49ers	Opp
TOTAL FIRST DOWNS		201	180
By Rushing		90	82
By Passing		96	89
By Penalties		15	9
TOTAL YARDS GAINED		3,260	3,405
By Rushing		1,681	1,587
By Passing		1,579	1,818
TOTAL PLAYS FROM SCRIMMAGE		849	738
Rushes		413	363
Average Gain Per Rush		4.1	4.4
FORWARD PASSES ATTEMPTED		336	293
Number Completed		174	140
Per Cent Completed		51.8	47.8
Yards Lost Passing		287	183
Passes Had Intercepted		12	20
Yards Gained Per Pass		4.7	6.2
Yards Gained Per Completion		9.1	13.0
PUNTS		65	62
Total Yardage of Punts		2,880	2,556
Average Length		44.3	41.3
Net avg. per punt		40.9	36.8
KICKOFF RETURNS		43	57
Number Returned		43	38
Total Yards Returned		1,167	769
Average Length of Return		27.1	20.2
PENALTIES		63	64
Yards Penalized		604	580
FUMBLES		14	15
Own Fumbles Recovered		10	7
Opponents' Fumbles Recovered		8	4
FIELD GOALS		12	10
Field Goals Attempted		26	20
TOTAL POINTS SCORED		208	205
Touchdowns Scored		21	25
Touchdowns Rushing		9	13
Touchdowns Passing		11	11
Touchdowns Returns		1	1
Extra Points		21	23
Field Goals		8	10
Safeties		2	1

SCORING	TDs	Ru	Pa	Int	Fu	KO	Pu	PAT	FG	S	Pts
Davis, Tommy	0	0	0	0	0	0	0	21/21	19/32	0	78
Owens, R.C.	6	0	6	0	0	0	0	0/0	0/0	0	36
Smith, J.D.	6	5	1	0	0	0	0	0/0	0/0	0	36
Conner, Clyde	2	0	2	0	0	0	0	0/0	0/0	0	12
Roberts, C.R.	2	2	0	0	0	0	0	0/0	0/0	0	12
Brodie, John	1	1	0	0	0	0	0	0/0	0/0	0	6
Lyles, Lenny	1	0	0	0	0	1	0	0/0	0/0	0	6
McElhenny, Hugh	1	0	1	0	0	0	0	0/0	0/0	0	6
Perry, Joe	1	1	0	0	0	0	0	0/0	0/0	0	6
Wilson, Billy	1	0	1	0	0	0	0	0/0	0/0	0	6
Krueger, Charlie	0	0	0	0	0	0	0	0/0	0/0	1	2
Nomellini, Leo	0	0	0	0	0	0	0	0/0	0/0	1	2
Wittenborn, John	0	0	0	0	0	0	0	0/0	0/3	0	0
49ERS	21	9	11	0	0	1	0	21/21	19/35	2	208
OPPONENTS	25	13	11	0	1	0	0	23/25	10/20	1	205

RUSHING	Att	Yds	Avg	LG	TD
Smith, J.D.	174	780	4.5	41	5
McElhenny, Hugh	95	347	3.7	38	0
Roberts, C.R.	73	213	2.9	30	2
Brodie, John	18	171	9.5	30	1
Perry, Joe	36	95	2.6	21	1
Tittle, Y.A.	10	61	6.1	28	0
Waters, Bobby	1	8	8.0	8	0
Woodson, Abe	4	4	1.0	4	0
Norton, Ray	2	2	1.0	9	0
49ERS	413	1,681	4.1	41	9
OPPONENTS	363	1,587	4.4	62	14

RECEIVING	No	Yds	Avg	LG	TD
Conner, Clyde	38	531	14.0	65t	2
Owens, R.C.	37	532	14.4	42	6
Smith, J.D.	36	181	5.0	21	1
Stickles, Monty	22	252	11.5	28	0
McElhenny, Hugh	14	114	8.1	45	1
Mackey, Dee	12	159	13.3	25	0
Roberts, C.R.	9	49	5.4	27	0
Wilson, Billy	3	51	17.0	19t	1
Perry, Joe	3	-3	-1.0	3	0
49ERS	174	1,866	10.7	65t	11
OPPONENTS	140	2,001	14.3	91t	11

INTERCEPTIONS	No	Yds	Avg	LG	TD
Baker, Dave	10	96	9.6	28	0
Dove, Eddie	3	29	9.7	29	0
Kelley, Gordon	2	10	5.0	10	0
Mertens, Jerry	2	0	0.0	0	0
Woodson, Abe	2	0	0.0	0	0
Harrison, Bob	1	6	6.0	6	0
49ERS	20	141	7.1	29	0
OPPONENTS	12	159	13.3	26	0

KICKOFF RETURNS	No	Yds	Avg	LG	TD
Lyles, Lenny	17	526	30.9	97t	1
Woodson, Abe	17	498	29.3	64	0
Colchico, Dan	5	68	13.6	18	0
Roberts, C.R.	3	60	20.0	25	0
Clark, Monte	1	15	15.0	15	0
49ERS	43	1,167	27.1	97t	1
OPPONENTS	38	769	20.2	45	0

PUNT RETURNS	No	Yds	Avg	LG	TD
Woodson, Abe	13	174	13.4	48	0
Dove, Eddie	11	43	3.9	7	0
49ERS	24	217	9.0	48	0
OPPONENTS	28	182	6.5	31	0

PUNTING	No	Yds	Avg	LG	Blk
Davis, Tommy	62	2,737	44.1	74	0
Baker, Dave	3	143	47.7	55	0
49ERS	65	2,880	44.3	74	0
OPPONENTS	62	2,561	41.3	65	0

PASSING	Att	Comp	Pct	Yds	LG	TD	Int	QB
Brodie, John	207	103	49.8	1,111	65t	6	9	57.5
Tittle, Y.A.	127	69	54.3	694	45	4	3	70.8
Waters, Bobby	2	2	100.0	61	41t	1	0	158.3
49ERS	336	174	51.8	1,866	65t	11	12	64.4
OPPONENTS	293	140	47.8	2,001	91t	11	20	54.4

1961 (7-6-1)

Howard W. Hickey, Coach

W	35	Washington (43,412), S-17	3
L	10	at Green Bay (38,624), S-24	30
W	49	at Detroit (53,155), O-1	0
W	35	Los Angeles Rams (59,004), O-8	0
W	38	at Minnesota (34,415), O-15	24
L	0	at Chicago Bears (49,070), O-22	31
L	10	at Pittsburgh (19,686), O-29	20
T	20	Detroit (56,878), N-5	20
L	7	at Los Angeles Rams (63,766), N-12	17
W	41	Chicago Bears (52,972), N-19	31
W	38	Minnesota (48,905), N-26	28
L	17	at Baltimore (57,641), D-3	20
W	22	Green Bay (55,722), D-10	21
L	24	Baltimore (45,517), D-16	27
346			272

TEAM STATISTICS

	49ers	Opp
TOTAL FIRST DOWNS	258	234
By Rushing	116	90
By Passing	132	132
By Penalties	10	12
TOTAL YARDS GAINED	4,904	4,181
By Rushing	2,100	1,701
By Passing	2,804	2,480
TOTAL PLAYS FROM SCRIMMAGE	875	890
Rushes	448	419
Average Gain Per Rush	4.7	4.1
FORWARD PASSES ATTEMPTED	346	380
Number Completed	187	196
Per Cent Completed	54.0	51.6
Yards Lost Passing	253	394
Passes Had Intercepted	19	19
Yards Gained Per Pass	8.1	6.5
Yards Gained Per Completion	15.0	12.7
PUNTS	59	62
Total Yardage of Punts	2,633	2,725
Average Length	44.6	44.0
Net avg. per punt	40.1	40.2
KICKOFF RETURNS	49	58
Total Yards Returned	1,287	1,368
Average Length of Return	26.6	23.6
PENALTIES	65	56
Yards Penalized	635	456
FUMBLES	25	21
Own Fumbles Recovered	8	9
Opponents' Fumbles Recovered	12	17
FIELD GOALS	12	16
Field Goals Attempted	22	29
TOTAL POINTS SCORED	346	272
Touchdowns Scored	44	32
Touchdowns Rushing	27	13
Touchdowns Passing	15	18
Touchdowns Returns	2	1
Extra Points	44	32
Field Goals	12	16
Safeties	1	0

SCORING

	TDs	Ru	Pa	Int	Fu	KO	Pu	PAT	FG	S	Pts
Davis, Tommy	0	0	0	0	0	0	0	44/44	12/22	0	80
Kilmer, Billy	10	10	0	0	0	0	0	0/0	0/0	0	60
Smith, J.D.	9	8	1	0	0	0	0	0/0	0/0	0	54
Owens, R.C.	6	1	5	0	0	0	0	0/0	0/0	0	36
Stickles, Monty	5	0	5	0	0	0	0	0/0	0/0	0	30
Waters, Bobby	3	3	0	0	0	0	0	0/0	0/0	0	18
Brodie, John	2	2	0	0	0	0	0	0/0	0/0	0	12
Thomas, Aaron	2	0	2	0	0	0	0	0/0	0/0	0	12
Woodson, Abe	2	0	0	0	0	1	1	0/0	0/0	0	12
Casey, Bernie	1	0	1	0	0	0	0	0/0	0/0	0	6
Conner, Clyde	1	0	1	0	0	0	0	0/0	0/0	0	6
Cooper, Bill	1	1	0	0	0	0	0	0/0	0/0	0	6
Lockett, J.W.	1	1	0	0	0	0	0	0/0	0/0	0	6
Roberts, C.R.	1	1	0	0	0	0	0	0/0	0/0	0	6
Krueger, Charlie	0	0	0	0	0	0	0	0/0	0/0	1	2
49ERS	44	27	15	0	0	1	1	44/44	12/22	1	346
OPPONENTS	32	13	18	0	0	0	1	32/32	16/29	0	272

Rookie Names in Italics

RUSHING	Att	Yds	Avg	LG	TD
Smith, J.D.	167	823	4.9	33	8
Kilmer, Billy	96	509	5.3	31	10
Roberts, C.R.	63	338	5.4	54	1
Waters, Bobby	47	233	5.0	35	3
Brodie, John	28	90	3.2	29	2
McIlhenny, Don	8	30	3.8	15	0
Woodson, Abe	14	23	1.6	14	0
Lockett, J.W.	11	18	1.6	9	1
Cooper, Bill	8	17	2.1	6	1
Messer, Dale	3	13	4.3	6	0
Norton, Ray	2	-2	-1.0	2	0
Thomas, Aaron	1	-15	-15.0	-15	0
Owens, R.C.	(lat) 0	23		23	1
49ERS	448	2,100	4.7	54	27
OPPONENTS	419	1,701	4.1	44	13

RECEIVING	No	Yds	Avg	LG	TD
Owens, R.C.	55	1,032	18.8	54	5
Stickles, Monty	43	794	18.5	54	5
Smith, J.D.	28	343	12.3	57	1
Thomas, Aaron	15	301	20.1	70t	2
Conner, Clyde	11	177	16.1	45	1
Casey, Bernie	10	185	18.5	51	1
Roberts, C.R.	10	83	8.3	19	0
Woodson, Abe	8	74	9.3	28	0
Lockett, J.W.	4	35	8.8		0
Messer, Dale	3	33	11.0	14	0
49ERS	187	3,057	16.4	70t	15
OPPONENTS	196	2,874	14.7	80t	18

INTERCEPTIONS	No	Yds	Avg	LG	TD
Baker, Dave	6	123	20.5	40	0
Johnson, Jimmy	5	116	23.2	63	0
Dove, Eddie	3	41	13.7	28	0
Harrison, Bob	2	14	7.0	9	0
Hazeltine, Matt	1	26	26.0	26	0
Woodson, Abe	1	2	2.0	2	0
Kelley, Gordon	1	0	0.0	0	0
49ERS	19	322	17.0	63	0
OPPONENTS	19	249	13.1	36	0

KICKOFF RETURNS	No	Yds	Avg	LG	TD
Woodson, Abe	27	782	29.0	98t	1
Smith, J.D.	7	158	22.6	33	0
McIlhenny, Don	6	189	31.5	49	0
Cooper, Bill	3	44	14.7	20	0
Messer, Dale	3	36	12.0	14	0
Norton, Ray	1	60	60.0	60	0
Kammerer, Carlton	1	18	18.0	18	0
Lockett, J.W.	1	15	15.0	15	0
49ERS	49	1,302	26.6	98t	1
OPPONENTS	58	1,368	23.6	78	0

PUNT RETURNS	No	FC	Yds	Avg	LG	TD
Woodson, Abe	16	3	172	10.8	80t	1
Dove, Eddie	6	8	49	8.2	20	0
Messer, Dale	2	4	11	5.5	6	0
49ERS	24	15	232	9.7	80t	1
OPPONENTS	32	6	269	8.4	39t	1

PUNTING	No	Yds	Avg	LG	Blk
Davis, Tommy	50	2,269	45.4	67	0
Kilmer, Billy	9	364	40.4	64	0
49ERS	59	2,633	44.6	67	0
OPPONENTS	62	2,725	44.0	64	0

PASSING	Att	Comp	Pct	Yds	LG	TD	Int	QB
Brodie, John	283	155	54.8	2,588	70t	14	12	84.7
Kilmer, Billy	34	19	55.9	286	28	0	4	44.1
Waters, Bobby	28	13	46.4	183	26	1	2	50.2
Smith, J.D.	1	0	0.0	0	0	0	1	0.0
49ERS	346	187	54.1	3,057	70t	15	19	75.5
OPPONENTS	380	196	51.6	2,874	80t	18	19	71.5

1962 (6-8)

Howard W. Hickey, Coach

L	14	Chicago (46,052), S-16	30
L	24	at Detroit (51,032), S-23	45
W	21	Minnesota (38,407), S-30	7
W	21	at Baltimore (54,148), O-7	13
W	34	at Chicago (48,902), O-14	27
L	13	at G.B. in Milwaukee (46,012), O-21	31
L	14	Los Angeles Rams (51,033), O-28	28
L	3	Baltimore (44,875), N-4	22
L	24	Detroit (43,449), N-11	38
W	24	at Los Angeles Rams (42,554), N-18	17
W	24	at St. Louis (17,532), N-25	17
W	35	at Minnesota (33,076), D-2	12
L	21	Green Bay (53,769), D-9	31
L	10	Cleveland (35,274), D-15	13
282			331

TEAM STATISTICS		49ers	Opp
TOTAL FIRST DOWNS		239	240
By Rushing		112	107
By Passing		112	113
By Penalties		15	20
TOTAL YARDS GAINED		3,941	4,549
By Rushing		1,873	2,241
By Passing		2,068	2,308
TOTAL PLAYS FROM SCRIMMAGE		854	841
Rushes		460	464
Average Gain Per Rush		4.1	4.8
FORWARD PASSES ATTEMPTED		323	296
Number Completed		185	164
Per Cent Completed		57.3	55.4
Yards Lost Passing		423	186
Passes Had Intercepted		19	12
Yards Gained Per Pass		7.7	8.4
Yards Gained Per Completion		13.5	15.2
PUNTS		48	61
Total Yardage of Punts		2,188	2,721
Average Length		45.6	44.6
KICKOFF RETURNS		62	51
Total Yards Returned		1,739	1,140
Average Length of Return		28.0	22.4
PENALTIES		63	57
Yards Penalized		636	626
FUMBLES		24	22
Own Fumbles Recovered		10	14
Opponents' Fumbles Recovered		8	14
FIELD GOALS		10	12
Field Goals Attempted		23	20
TOTAL POINTS SCORED		282	331
Touchdowns Scored		36	42
Touchdowns Rushing		15	22
Touchdowns Passing		19	17
Touchdowns Returns		2	3
Extra Points		36	39
Field Goals		10	20
Safeties		0	2

SCORING	TDs	Ru	Pa	Int	Fu	KO	Pu	PAT	FG	S	Pts
Davis, Tommy	0	0	0	0	0	0	0	36/36	10/23	0	66
Smith, J.D.	7	6	1	0	0	0	0	0/0	0/0	0	42
Casey, Bernie	6	0	6	0	0	0	0	0/0	0/0	0	36
Kilmer, Billy	6	5	1	0	0	0	0	0/0	0/0	0	36
Brodie, John	4	4	0	0	0	0	0	0/0	0/0	0	24
Conner, Clyde	4	0	4	0	0	0	0	0/0	0/0	0	24
Johnson, Jimmy	4	0	4	0	0	0	0	0/0	0/0	0	24
Stickles, Monty	3	0	3	0	0	0	0	0/0	0/0	0	18
Woodson, Abe	2	0	0	0	1	0	1	0/0	0/0	0	12
49ERS	36	15	19	0	1	0	1	36/36	10/23	0	282
OPPONENTS	42	22	17	3	0	0	0	39/42	12/20	2	331

RUSHING	Att	Yds	Avg	Lg	TD
Smith, J.D.	258	907	3.5	28	6
Kilmer, Billy	93	478	5.1	35	5
Brodie, John	37	258	7.0	21	4
Gaiters, Bob	36	158	4.4	53	0
Waters, Bobby	12	42	3.5	14	0
Vollenweider, Jim	11	37	3.4	10	0
Roberts, C.R.	9	19	2.1	12	0
Cooper, Bill	2	-2	-1.0	2	0
Thomas, Aaron	1	-9	-9.0	-9	0
Winston, Lloyd	1	-15	-15.0	-15	0
49ERS	460	1,873	4.1	53	15
OPPONENTS	464	2,241	4.8	77t	21

RECEIVING	No	Yds	Avg	LG	TD
Casey, Bernie	53	819	15.5	48t	6
Johnson, Jimmy	34	627	18.4	80t	4
Conner, Clyde	24	240	10.0	18	4
Stickles, Monty	22	366	16.6	48	3
Smith, J.D.	21	197	9.4	47	1
Kilmer, Billy	16	152	9.5	70	1
Vollenweider, Jim	4	21	5.3	10	0
Messer, Dale	3	30	10.0	15	0
McFarland, Kay	3	24	8.0	16	0
Gaiters, Bob	2	13	6.5	13	0
Roberts, C.R.	2	0	0.0	1	0
Winston, Lloyd	1	2	2.0	2	0
49ERS	185	2,491	13.5	80t	19
OPPONENTS	164	2,494	15.2	73t	17

INTERCEPTIONS	No	Yds	Avg	LG	TD
Woodson, Abe	2	31	15.5	31	0
Hazeltine, Matt	2	24	12.0	12	0
Pine, Ed	2	16	8.0	13	0
Mertens, Jerry	2	0	0.0	0	0
Messer, Dale	1	35	35.0	35	0
Kammerer, Carlton	1	13	13.0	13	0
Ridlon, Jim	1	8	8.0	8	0
Dove, Eddie	1	0	0.0	0	0
49ERS	12	127	10.6	35	0
OPPONENTS	19	334	17.6	55t	3

KICKOFF RETURNS	No	Yds	Avg	LG	TD
Woodson, Abe	37	1,157	31.3	79	0
Gaiters, Bob	11	273	24.8	47	0
Vollenweider, Jim	6	113	18.8	45	0
Messer, Dale	4	112	28.0	43	0
Winston, Lloyd	3	67	22.3	29	0
Cooper, Bill	1	17	17.0	17	0
49ERS	62	1,739	28.1	79	0
OPPONENTS	51	1,140	22.4	40	0

PUNT RETURNS	No	FC	Yds	Avg	LG	TD
Woodson, Abe	19	3	179	9.4	85t	1
Dove, Eddie	5	2	21	4.2	10	0
Messer, Dale	3	8	7	2.3	7	0
49ERS	27	13	207	7.7	85t	1
OPPONENTS	32	5	285	8.9	31	0

PUNTING	No	Yds	Avg	LG	Bik
Davis, Tommy	48	2,188	45.6	82	0
49ERS	48	2,188	45.6	82	0
OPPONENTS	61	2,720	44.6	75	0

PASSING	Att	Comp	Pct	Yds	LG	TD	Int	QB
Brodie, John	304	175	57.6	2,272	80t	18	16	79.0
Kilmer, Billy	13	8	61.5	191	73	1	3	91.5
Waters, Bobby	6	2	33.3	28	15	0	0	49.3
49ERS	323	185	57.3	2,491	80t	19	19	77.0
OPPONENTS	296	164	55.4	2,494	73t	17	12	85.6

1963 (2-12)

Coach*

L	20	Minnesota (30,781), S-15	24
L	14	Baltimore (31,006), S-22	20
L	14	at Minnesota (28,567), S-29	45
L	3	at Detroit (44,088), O-6	26
L	3	at Baltimore (56,962), O-13	20
W	20	Chicago (35,837), O-20	14
L	21	at Los Angeles Rams (45,532), O-27	28
L	7	Detroit (33,511), N-3	45
W	31	Dallas (29,563), N-10	24
L	14	at New York Giants (62,982), N-17	48
L	10	at G.B. in Milwaukee (45,905), N-24	28
L	17	Los Angeles Rams (33,321), D-1	21
L	7	at Chicago (46,994), D-8	27
L	17	Green Bay (31,031), D-14	21

198

391

*Coach Red Hickey resigned after third game and Jack Christiansen was appointed his successor.

TEAM STATISTICS	49ers	Opp
TOTAL FIRST DOWNS	183	304
By Rushing	87	121
By Passing	87	168
By Penalties	9	15
TOTAL YARDS GAINED	3,281	5,447
By Rushing	1,454	2,076
By Passing	1,827	3,371
TOTAL PLAYS FROM SCRIMMAGE	790	963
Rushes	406	488
Average Gain Per Rush	3.6	4.3
FORWARD PASSES ATTEMPTED	349	450
Number Completed	156	244
Per Cent Completed	44.7	54.2
Sacks/Yards Lost	35/263	25/210
Passes Had Intercepted	22	14
Yards Gained Per Pass	6.0	8.0
Yards Gained Per Completion	13.4	14.7
PUNTS	73	55
Total Yardage of Punts	3,311	2,371
Average Length	45.4	43.1
KICKOFF RETURNS	62	37
Total Yards Returned	1,659	816
Average Length of Return	26.8	22.1
PENALTIES	51	73
Yards Penalized	439	667
FUMBLES	25	27
Own Fumbles Recovered	17	14
Opponents' Fumbles Recovered	13	8
FIELD GOALS	10	12
Field Goals Attempted	31	20
TOTAL POINTS SCORED	198	391
Touchdowns Scored	24	51
Touchdowns Rushing	8	20
Touchdowns Passing	13	27
Touchdowns Returns	3	4
Extra Points	24	50
Field Goals	10	20
Safeties	0	1

SCORING	TDs	Ru	Pa	Int	Fu	KO	Pu	PAT	FG	S	Pts
Davis, Tommy	0	0	0	0	0	0	0	24/24	10/31	0	54
Casey, Bernie	7	0	7	0	0	0	0	0/0	0/0	0	42
Smith, J.D.	6	5	1	0	0	0	0	0/0	0/0	0	36
Woodson, Abe	3	0	0	0	0	3	0	0/0	0/0	0	18
Knafelc, Gary	2	0	2	0	0	0	0	0/0	0/0	0	12
Lisbon, Don	2	0	2	0	0	0	0	0/0	0/0	0	12
Vollenweider, Jim	2	2	0	0	0	0	0	0/0	0/0	0	12
McFarland, Kay	1	0	1	0	0	0	0	0/0	0/0	0	6
Winston, Lloyd	1	1	0	0	0	0	0	0/0	0/0	0	6
49ERS	24	8	13	0	0	3	0	24/24	10/31	0	198
OPPONENTS	51	20	27	1	1	0	2	50/51	11/27	1	391

RUSHING	Att	Yds	Avg	Lg	TD
Smith, J.D.	162	560	3.5	52t	5
Lisbon, Don	109	399	3.7	25	0
Winston, Lloyd	27	127	4.7	38	1
Vollenweider, Jim	47	124	2.6	12	2
Perry, Joe	24	98	4.1	16	0
Brodie, John	7	63	9.0	24	0
McHan, Lamar	17	59	3.5	15	0
Lind, Mike	8	26	3.3	7	0
Waters, Bobby	5	-2	-0.4	8	0
49ERS	406	1,454	3.6	52t	8
OPPONENTS	488	2,076	4.3	51t	20

RECEIVING	No	Yds	Avg	LG	TD
Casey, Bernie	47	762	16.2	68t	7
Lisbon, Don	21	259	12.3	51	2
Knafelc, Gary	18	221	12.3	45t	2
Smith, J.D.	17	196	11.5	40	1
Conner, Clyde	16	247	15.4	42	0
Stickles, Monty	11	152	13.8	31	0
McFarland, Kay	11	126	11.5	33	1
Johnson, Jimmy	6	63	10.5	15	0
Perry, Joe	4	12	3.0	8	0
Lind, Mike	2	13	6.5	8	0
Winston, Lloyd	2	13	6.5	10	0
Vollenweider, Jim	1	26	26.0	26	0
49ERS	156	2,090	13.4	68t	13
OPPONENTS	244	3,581	14.7	70t	27

INTERCEPTIONS	No	Yds	Avg	LG	TD
Alexander, Kermit	5	72	14.4	38	0
Woodson, Abe	3	61	20.3	61	0
Johnson, Jimmy	2	36	18.0	36	0
Dowdle, Mike	2	6	3.0	6	0
Kimbrough, Elbert	1	45	45.0	45	0
Pine, Ed	1	1	1.0	1	0
49ERS	14	221	15.8	61	0
OPPONENTS	22	283	12.9	52	1

KICKOFF RETURNS	No	Yds	Avg	LG	TD
Woodson, Abe	29	935	32.2	103t	3
Alexander, Kermit	24	638	26.6	46	0
Vollenweider, Jim	4	75	18.8	23	0
Cooper, Bill	2	8	4.0	8	0
St.Clair, Bob	2	3	1.5	3	0
Stickles, Monty	1	0	0.0	0	0
49ERS	62	1,659	26.8	103t	3
OPPONENTS	37	816	22.1	45	0

PUNT RETURNS	No	FC	Yds	Avg	LG	TD
Woodson, Abe	13	7	95	7.3	51	0
Messer, Dale	5	12	4	0.8	3	0
49ERS	18	19	99	5.5	51	0
OPPONENTS	50	5	587	11.7	90t	2

PUNTING	No	Yds	Avg	LG	Blk
Davis, Tommy	73	3,311	45.4	64	2
49ERS	73	3,311	45.4	64	2
OPPONENTS	55	2,373	43.2	68	0

PASSING	Att	Comp	Pct	Yds	LG	TD	Int	QB
McHan, Lamar	195	83	42.6	1,243	68t	8	11	54.3
Waters, Bobby	88	42	47.7	435	42	1	6	37.8
Brodie, John	61	30	49.2	367	44t	3	4	57.2
Lisbon, Don	2	1	50.0	45	45t	1	0	135.4
Davis, Tommy	1	0	0.0	0	0	0	0	39.6
Perry, Joe	1	0	0.0	0	0	0	0	39.6
Vollenweider, Jim	1	0	0.0	0	0	0	1	0.0
49ERS	349	156	44.7	2,090	68t	13	22	50.4
OPPONENTS	450	244	54.2	3,581	70t	27	14	87.5

1964 (4-10)

Jack Christiansen, Coach

L	17	Detroit (33,204), S-13	26
W	28	at Philadelphia (57,352), S-20	24
L	13	St. Louis (30,969), S-27	23
W	31	Chicago (33,132), O-4	21
L	14	at G.B. in Milwaukee (47,380), O-11	24
L	14	at Los Angeles Rams (54,355), O-18	42
L	22	Minnesota (31,845), O-25	27
L	7	at Baltimore (60,213), N-1	37
L	7	at Minnesota (40,408), N-8	24
W	24	Green Bay (38,483), N-15	14
L	21	at Chicago (46,772), N-22	23
L	3	Baltimore (33,642), N-29	14
W	28	Los Angeles Rams (31,791), D-6	7
L	7	at Detroit (41,854), D-13	24
236			330

TEAM STATISTICS

	49ers	Opp
TOTAL FIRST DOWNS	233	255
By Rushing	76	90
By Passing	136	138
By Penalties	21	27
TOTAL YARDS GAINED	4,073	4,404
By Rushing	1,332	1,560
By Passing	2,741	2,844
TOTAL PLAYS FROM SCRIMMAGE	871	920
Rushes	383	443
Average Gain Per Rush	3.5	3.5
FORWARD PASSES ATTEMPTED	461	434
Number Completed	225	232
Per Cent Completed	48.8	53.5
Sacks/Yards Lost	27/249	43/297
Passes Had Intercepted	22	15
Yards Gained Per Pass	6.5	7.2
Yards Gained Per Completion	13.3	13.5
PUNTS	79	76
Total Yardage of Punts	3,603	3,481
Average Length	45.6	45.8
KICKOFF RETURNS	57	37
Total Yards Returned	1,393	883
Average Length of Return	24.4	23.9
PENALTIES	79	76
Yards Penalized	741	783
FUMBLES	42	33
Own Fumbles Recovered	18	19
Opponents' Fumbles Recovered	14	24
FIELD GOALS	8	17
Field Goals Attempted	25	34
TOTAL POINTS SCORED	236	330
Touchdowns Scored	30	40
Touchdowns Rushing	11	11
Touchdowns Passing	18	23
Touchdowns Returns	1	6
Extra Points	30	39
Field Goals	8	20
Safeties	1	0

SCORING

	TDs	Ru	Pa	Int	Fu	KO	Pu	PAT	FG	S	Pts
Davis, Tommy	0	0	0	0	0	0	0	30/30	8/25	0	54
Parks, Dave	8	0	8	0	0	0	0	0/0	0/0	0	48
Lind, Mike	7	7	0	0	0	0	0	0/0	0/0	0	42
Casey, Bernie	4	0	4	0	0	0	0	0/0	0/0	0	24
Stickles, Monty	3	0	3	0	0	0	0	0/0	0/0	0	18
Brodie, John	2	2	0	0	0	0	0	0/0	0/0	0	12
Kopay, Dave	2	0	2	0	0	0	0	0/0	0/0	0	6
Alexander, Kermit	1	0	0	0	0	0	1	0/0	0/0	0	6
Lewis, Gary	1	1	0	0	0	0	0	0/0	0/0	0	6
Johnson, Rudy	1	1	0	0	0	0	0	0/0	0/0	0	6
Lisbon, Don	1	0	1	0	0	0	0	0/0	0/0	0	6
Team	0	0	0	0	0	0	0	0/0	0/0	0	2
49ERS	30	11	18	0	0	0	1	30/30	8/25	0	236
OPPONENTS	40	11	23	2	2	0	2	39/40	17/34	0	330

RUSHING

	Att	Yds	Avg	LG	TD
Kopay, Dave	75	271	3.6	18	0
Lind, Mike	100	256	2.6	21	7
Mira, George	18	177	9.8	37	0
Lisbon, Don	55	162	3.0	14	0
Brodie, John	27	135	5.0	38	2
Lewis, Gary	43	115	2.7	17	1
Kilmer, Billy	36	113	3.1	14	0
Smith, J.D.	13	55	4.2	16	0
Johnson, Rudy	16	48	3.0	24	1
49ERS	383	1,332	3.5	38	11
OPPONENTS	442	1,560	3.5	32	11

RECEIVING

	No	Yds	Avg	LG	TD
Casey, Bernie	58	808	13.9	63t	4
Stickles, Monty	40	685	17.1	53t	3
Parks, Dave	36	703	19.5	83t	8
Lind, Mike	25	178	7.1	26	0
Kopay, Dave	20	135	6.8	30	2
Lisbon, Don	13	104	8.0	39t	1
Kilmer, Billy	11	136	12.4	35	0
Lewis, Gary	7	73	10.4	47	0
McFarland, Kay	5	67	13.4	33	0
Johnson, Rudy	5	21	4.2	12	0
Messer, Dale	4	72	18.0	28	0
Poole, Bob	1	8	8.0	8	0
49ERS	225	2,990	13.3	83t	18
OPPONENTS	232	3,135	13.5	82t	23

INTERCEPTIONS

	No	Yds	Avg	LG	TD
Alexander, Kermit	5	65	13.0	24	0
Johnson, Jimmy	3	65	21.7	43	0
Kimbrough, Elbert	2	3	1.5	3	0
Woodson, Abe	2	1	0.5	1	0
Dowdle, Mike	1	14	14.0	14	0
Wilcox, Dave	1	6	6.0	6	0
Hazeltine, Matt	1	1	1.0	1	0
49ERS	15	155	10.3	43	0
OPPONENTS	22	530	24.1	97t	2

KICKOFF RETURNS

	No	Yds	Avg	LG	TD
Woodson, Abe	32	880	27.5	70	0
Alexander, Kermit	20	483	24.2	44	0
Kopay, Dave	2	30	15.0	16	0
Lewis, Gary	1	0	0.0	0	0
Pine, Ed	1	0	0.0	0	0
Thomas, John	1	0	0.0	0	0
49ERS	57	1,393	24.4	70	0
OPPONENTS	37	883	23.9	41	0

PUNT RETURNS

	No	FC	Yds	Avg	LG	TD
Alexander, Kermit	21	5	189	9.0	70t	1
Woodson, Abe	22	8	133	6.1	26	0
49ERS	43	13	322	7.5	70t	1
OPPONENTS	50	5	540	10.8	68t	2

PUNTING

	No	Yds	Avg	LG	Bik
Davis, Tommy	79	3,599	45.6	68	0
49ERS	79	3,599	45.6	68	0
OPPONENTS	75	3,426	45.7	74	0

PASSING

	Att	Comp	Pct	Yds	LG	TD	Int	QB
Brodie, John	392	193	49.2	2,498	83t	14	16	64.6
Mira, George	53	23	43.4	331	79t	2	5	37.5
Kilmer, Billy	14	8	57.1	92	24	1	1	71.1
Lind, Mike	1	1	100.0	69	69t	1	0	158.3
Kopay, Dave	1	0	0.0	0	0	0	0	39.6
49ERS	461	225	48.8	2,990	83t	18	22	62.9
OPPONENTS	434	232	53.5	3,135	82t	23	16	79.0

1965 (7-6-1)

Jack Christiansen, Coach

W	52	Chicago (31,211), S-19	24
W	27	Pittsburgh (28,161), S-26	17
L	24	at Baltimore (57,342), O-3	27
L	10	at Green Bay (50,858), O-10	27
W	45	at Los Angeles Rams (34,703), O-17	21
L	41	Minnesota (40,673), O-24	42
L	28	Baltimore (43,575), O-31	34
L	31	at Dallas (30,531), N-7	39
W	27	at Detroit (52,570), N-14	21
W	30	Los Angeles Rams (39,253), N-21	27
W	45	at Minnesota (36,748), N-28	24
W	17	Detroit (38,483), D-5	14
L	20	at Chicago (43,400), D-12	61
T	24	Green Bay (45,710), D-19	24
421			402

TEAM STATISTICS

	49ers	Opp
TOTAL FIRST DOWNS	292	259
By Rushing	97	94
By Passing	172	139
By Penalties	23	26
TOTAL YARDS GAINED	5,270	4,640
By Rushing	1,783	1,535
By Passing	3,487	3,105
TOTAL PLAYS FROM SCRIMMAGE	901	878
Rushes	428	405
Average Gain Per Rush	4.2	3.8
FORWARD PASSES ATTEMPTED	454	448
Number Completed	272	225
Per Cent Completed	59.9	50.2
Sacks/Yards Lost	19/146	25/197
Passes Had Intercepted	21	13
Yards Gained Per Pass	8.0	7.4
Yards Gained Per Completion	13.4	14.7
PUNTS	54	62
Total Yardage of Punts	2,474	2,598
Average Length	45.8	41.9
KICKOFF RETURNS	59	59
Total Yards Returned	1,276	1,566
Average Length of Return	21.6	26.1
PENALTIES	79	71
Yards Penalized	785	727
FUMBLES	33	34
Own Fumbles Recovered	14	17
Opponents' Fumbles Recovered	17	19
FIELD GOALS	17	14
Field Goals Attempted	27	27
TOTAL POINTS SCORED	421	402
Touchdowns Scored	53	52
Touchdowns Rushing	13	20
Touchdowns Passing	35	24
Touchdowns Returns	5	8
Extra Points	52	48
Field Goals	17	14
Safeties	0	0

SCORING	TDs	Ru	Pa	Int	Fu	KO	Pu	PAT	FG	S	Pts
Davis, Tommy	0	0	0	0	0	0	0	52/53	17/27	0	103
Parks, Dave	12	0	12	0	0	0	0	0/0	0/0	0	72
Crow, John David	9	2	7	0	0	0	0	0/0	0/0	0	54
Willard, Ken	9	5	4	0	0	0	0	0/0	0/0	0	54
Casey, Bernie	8	0	8	0	0	0	0	0/0	0/0	0	48
Kopay, Dave	4	2	1	0	1	0	0	0/0	0/0	0	24
Lewis, Gary	3	3	0	0	0	0	0	0/0	0/0	0	18
Brodie, John	1	1	0	0	0	0	0	0/0	0/0	0	6
Burke, Vern	1	0	1	0	0	0	0	0/0	0/0	0	6
Chapple, Jack	1	0	0	0	1	0	0	0/0	0/0	0	6
Krueger, Charlie	1	0	0	0	1	0	0	0/0	0/0	0	6
McFarland, Kay	1	0	1	0	0	0	0	0/0	0/0	0	6
Miller, Clark	1	0	0	0	1	0	0	0/0	0/0	0	6
Stickles, Monty	1	0	1	0	0	0	0	0/0	0/0	0	6
Wilcox, Dave	1	0	0	0	1	0	0	0/0	0/0	0	6
49ERS	53	13	35	0	5	0	0	52/53	17/27	0	421
OPPONENTS	52	20	24	3	3	1	1	48/52	14/27	0	402

Rookie Names in Italics

RUSHING	Att	Yds	Avg	Lg	TD
Willard, Ken	189	778	4.1	32	5
Crow, John David	132	514	3.9	30	2
Lewis, Gary	52	256	4.9	60t	3
Kopay, Dave	28	81	2.9	10	2
Mira, George	5	64	12.8	25	0
Brodie, John	15	60	4.0	13	1
Davis, Tommy	1	21	21.0	21	0
Johnson, Rudy	6	9	1.5	4	0
49ERS	428	1,783	4.2	60t	13
OPPONENTS	405	1,535	3.8	50t	20

RECEIVING	No	Yds	Avg	LG	TD
Parks, Dave	80	1,344	16.8	53t	12
Casey, Bernie	59	765	13.0	59t	8
Stickles, Monty	35	343	9.8	22	1
Willard, Ken	32	253	7.9	29t	4
Crow, John David	28	493	17.6	54	7
Kopay, Dave	11	147	13.4	44	1
Lewis, Gary	10	25	2.5	12	0
McFarland, Kay	8	106	13.3	35t	1
Johnson, Rudy	3	49	16.3	28	0
Messer, Dale	2	41	20.5	37	0
Burke, Vern	2	38	19.0	27t	1
Poole, Bob	2	29	14.5	15	0
49ERS	272	3,633	13.4	59t	35
OPPONENTS	225	3,290	14.6	80t	24

INTERCEPTIONS	No	Yds	Avg	LG	TD
Johnson, Jimmy	6	47	7.8	26	0
Alexander, Kermit	3	23	7.7	15	0
Kimbrough, Elbert	2	5	2.5	5	0
Wilcox, Dave	1	16	16.0	16	0
Hazeltine, Matt	1	6	6.0	6	0
49ERS	13	97	7.5	26	0
OPPONENTS	21	232	11.1	33	3

KICKOFF RETURNS	No	Yds	Avg	LG	TD
Alexander, Kermit	32	741	23.2	46	0
Lewis, Gary	15	355	23.7	39	0
Johnson, Rudy	4	71	17.8	27	0
Swinford, Wayne	4	61	15.3	22	0
Messer, Dale	1	27	27.0	27	0
Kopay, Dave	1	21	21.0	21	0
Cerne, Joe	1	0	0.0	0	0
Rubke, Karl	1	0	0.0	0	0
49ERS	59	1,276	21.6	46	0
OPPONENTS	59	1,566	26.5	99t	1

PUNT RETURNS	No	FC	Yds	Avg	LG	TD
Alexander, Kermit	35	7	262	7.5	40	0
Swinford, Wayne	2	11	18	9.0	18	0
Lewis, Gary	1	0	3	3.0	3	0
49ERS	38	18	283	7.5	40	0
OPPONENTS	33	7	408	12.4	85t	1

PUNTING	No	Yds	Avg	LG	Blk
Davis, Tommy	54	2,471	45.8	65	0
49ERS	54	2,471	45.8	65	0
OPPONENTS	62	2,599	41.9	90	0

PASSING	Att	Comp	Pct	Yds	LG	TD	Int	QB
Brodie, John	391	242	61.9	3,112	59t	30	16	95.3
Mira, George	58	28	48.3	460	46	4	3	76.8
Crow, John David	4	2	50.0	61	45t	1	1	95.8
Willard, Ken	1	0	0.0	0	0	0	1	0.0
49ERS	454	272	59.9	3,633	59t	35	21	91.8
OPPONENTS	447	225	50.3	3,290	80t	24	13	80.5

1966 (6-6-2)

Jack Christiansen, Coach

T	20	Minnesota (29,312), S-11	20
L	14	at Baltimore (56,715), S-25	36
L	3	at Los Angeles Rams (45,642), S-30	34
W	21	Green Bay (39,290), O-9	20
W	44	at Atlanta (54,788), O-16	7
W	27	Detroit (36,745), O-23	24
L	3	at Minnesota (45,007), O-30	28
W	21	Los Angeles Rams (35,372), N-6	13
T	30	at Chicago (47,079), N-13	30
L	34	Philadelphia (31,993), N-20	35
W	41	at Detroit (53,189), N-24	14
L	7	at G.B. in Milwaukee (48,725), D-4	20
W	41	Chicago (37,170), D-11	14
L	14	Baltimore (40,005), D-18	30
320			325

TEAM STATISTICS

	49ers	Opp
TOTAL FIRST DOWNS	282	238
By Rushing	101	88
By Passing	153	126
By Penalties	28	24
TOTAL YARDS GAINED	4,391	4,179
By Rushing	1,377	1,629
By Passing	3,014	2,550
TOTAL PLAYS FROM SCRIMMAGE	952	868
Rushes	422	414
Average Gain Per Rush	4.2	3.9
FORWARD PASSES ATTEMPTED	500	414
Number Completed	261	206
Per Cent Completed	52.2	49.8
Sacks/Yards Lost	38/352	40/345
Passes Had Intercepted	26	18
Yards Gained Per Pass	6.5	7.0
Yards Gained Per Completion	12.4	14.1
PUNTS	70	76
Total Yardage of Punts	2,854	3,130
Average Length	40.6	41.2
KICKOFF RETURNS	56	59
Total Yards Returned	1,326	1,343
Average Length of Return	23.7	22.8
PENALTIES	86	91
Yards Penalized	819	938
FUMBLES	26	24
Own Fumbles Recovered	14	13
Opponents' Fumbles Recovered	11	12
FIELD GOALS	16	16
Field Goals Attempted	31	31
TOTAL POINTS SCORED	320	325
Touchdowns Scored	39	40
Touchdowns Rushing	12	15
Touchdowns Passing	21	22
Touchdowns Returns	6	3
Extra Points	38	37
Field Goals	16	16
Safeties	0	0

SCORING

	TDs	Ru	Pa	Int	Fu	KO	Pu	PAT	FG	S	Pts
Davis, Tommy	0	0	0	0	0	0	0	38/39	16/31	0	86
Willard, Ken	7	5	2	0	0	0	0	0/0	0/0	0	42
Parks, Dave	5	0	5	0	0	0	0	0/0	0/0	0	30
Crow, John David	4	1	3	0	0	0	0	0/0	0/0	0	24
Brodie, John	3	3	0	0	0	0	0	0/0	0/0	0	18
Kramer, Kent	3	0	3	0	0	0	0	0/0	0/0	0	18
Lewis, Gary	3	2	1	0	0	0	0	0/0	0/0	0	18
Alexander, Kermit	2	0	0	0	1	0	1	0/0	0/0	0	12
Kopay, Dave	2	1	1	0	0	0	0	0/0	0/0	0	12
Stickles, Monty	2	0	2	0	0	0	0	0/0	0/0	0	12
Casey, Bernie	1	0	1	0	0	0	0	0/0	0/0	0	6
Dowdle, Mike	1	0	0	1	0	0	0	0/0	0/0	0	6
Hazeltine, Matt	1	0	0	0	1	0	0	0/0	0/0	0	6
Jackson, Jim	1	0	1	0	0	0	0	0/0	0/0	0	6
Johnson, Jimmy	1	0	0	1	0	0	0	0/0	0/0	0	6
McFarland, Kay	1	0	1	0	0	0	0	0/0	0/0	0	6

(continued)

SCORING

	TDs	Ru	Pa	Int	Fu	KO	Pu	PAT	FG	S	Pts
Randolph, Alvin	1	0	0	1	0	0	0	0/0	0/0	0	6
Witcher, Dick	1	0	1	0	0	0	0	0/0	0/0	0	6
49ERS	39	12	21	3	2	0	1	38/39	16/31	0	320
OPPONENTS	40	15	22	1	0	1	1	37/40	16/31	0	325

RUSHING

	Att	Yds	Avg	Lg	TD
Willard, Ken	191	763	4.0	49	5
Crow, John David	121	477	3.9	31	1
Kopay, Dave	47	204	4.3	32	1
Lewis, Gary	36	130	3.6	15	2
Mira, George	10	103	10.3	38	0
Davis, Tommy	3	43	14.3	22	0
Casey, Bernie	1	23	23.0	23	0
Kilmer, Billy	3	23	7.7	13	0
Brodie, John	5	18	3.6	7	3
Jackson, Jim	4	7	1.8	4	0
Parks, Dave	1	-1	-1.0	-1	0
49ERS	422	1,790	4.2	49	12
OPPONENTS	413	1,629	3.9	45	15

RECEIVING

	No	Yds	Avg	LG	TD
Parks, Dave	66	974	14.8	65t	5
Casey, Bernie	50	669	13.4	32	1
Willard, Ken	42	351	8.4	62	2
Crow, John David	30	341	11.4	54	3
Stickles, Monty	27	315	11.7	38	2
McFarland, Kay	13	219	16.9	43	1
Witcher, Dick	10	115	11.5	24	1
Kopay, Dave	10	67	6.7	29t	1
Lewis, Gary	7	44	6.3	18t	1
Kramer, Kent	5	81	16.2	24	3
Jackson, Jim	1	63	63.0	63t	1
49ERS	261	3,239	12.4	65t	21
OPPONENTS	206	2,895	14.1	83t	18

INTERCEPTIONS

	No	Yds	Avg	LG	TD
Alexander, Kermit	4	73	18.3	55	0
Johnson, Jimmy	4	57	14.3	35t	1
Randolph, Alvin	3	138	46.0	94t	1
Kimbrough, Elbert	3	60	20.0	44	0
Donnelly, George	2	16	8.0	16	0
Dowdle, Mike	1	27	27.0	27t	1
Hazeltine, Matt	1	8	8.0	8	0
49ERS	18	379	21.1	94t	3
OPPONENTS	26	334	12.9	50	1

KICKOFF RETURNS

	No	Yds	Avg	LG	TD
Alexander, Kermit	37	984	26.6	56	0
Jackson, Jim	8	162	20.3	28	0
Swinford, Wayne	4	73	18.3	21	0
Lewis, Gary	3	65	21.7	32	0
Kopay, Dave	2	20	10.0	11	0
Phillips, Mel	1	20	20.0	20	0
Hindman, Stan	1	2	2.0	2	0
49ERS	56	1,326	23.7	56	0
OPPONENTS	59	1,343	22.8	81	1

PUNT RETURNS

	No	FC	Yds	Avg	LG	TD
Alexander, Kermit	30	3	198	6.6	44t	1
Swinford, Wayne	8	6	12	1.5	7	0
Kopay, Dave	4	7	28	7.0	10	0
Jackson, Jim	2	0	0	0.0	0	0
Donnelly, George	1	0	0	0.0	0	0
49ERS	45	16	238	5.3	44t	1
OPPONENTS	33	13	368	11.2	79t	1

PUNTING

	No	Yds	Avg	LG	Bik
Davis, Tommy	63	2,609	41.4	60	0
Kilmer, Billy	7	245	35.0	45	0
49ERS	70	2,854	40.8	60	0
OPPONENTS	76	3,130	41.2	66	0

PASSING

	Att	Comp	Pct	Yds	LG	TD	Int	QB
Brodie, John	427	232	54.3	2,810	65t	16	22	65.8
Mira, George	53	22	41.5	284	29	5	2	74.7
Kilmer, Billy	16	5	31.3	84	26	0	1	24.0
Crow, John David	4	2	50.0	61	46	0	1	56.3
49ERS	500	261	52.2	3,239	65t	21	26	64.9
OPPONENTS	414	206	49.8	2,895	83t	18	18	69.0

Rookie Names in Italics

1967 (7-7)

Jack Christiansen, Coach

W	27	at Minnesota (39,638), S-17	21
W	38	Atlanta (30,207), S-24	7
L	7	at Baltimore (60,238), O-1	41
W	27	at Los Angeles Rams (60,424), O-8	24
W	28	at Philadelphia (60,825), O-15	27
W	27	New Orleans (34,285), O-22	13
L	3	Detroit (37,990), O-29	45
L	7	Los Angeles Rams (53,194), N-5	17
L	28	at Washington (50,326), N-12	31
L	0	at Green Bay (50,861), N-19	13
L	9	Baltimore (44,815), N-26	26
L	14	Chicago (25,613), D-3	28
W	34	at Atlanta (51,798), D-10	28
W	24	Dallas (27,182), D-16	16
273			337

TEAM STATISTICS

	49ers	Opp
TOTAL FIRST DOWNS	242	237
By Rushing	101	92
By Passing	121	128
By Penalties	20	17
TOTAL YARDS GAINED	4,418	4,044
By Rushing	1,764	1,698
By Passing	2,654	2,346
TOTAL PLAYS FROM SCRIMMAGE	929	858
Rushes	434	407
Average Gain Per Rush	4.1	4.1
FORWARD PASSES ATTEMPTED	469	403
Number Completed	228	212
Per Cent Completed	48.6	52.6
Sacks/Yards Lost	26/208	48/409
Passes Had Intercepted	26	16
Yards Gained Per Pass	6.1	5.8
Yards Gained Per Completion	12.6	13.0
PUNTS	73	70
Total Yardage of Punts	2,745	3,063
Average Length	37.6	43.8
KICKOFF RETURNS	56	54
Total Yards Returned	1,326	1,311
Average Length of Return	23.7	24.3
PENALTIES	89	64
Yards Penalized	931	596
FUMBLES	20	24
Own Fumbles Recovered	10	11
Opponents' Fumbles Recovered	13	10
FIELD GOALS	14	17
Field Goals Attempted	33	35
TOTAL POINTS SCORED	273	337
Touchdowns Scored	33	41
Touchdowns Rushing	16	17
Touchdowns Passing	16	19
Touchdowns Returns	1	5
Extra Points	33	40
Field Goals	14	17
Safeties	0	0

SCORING

	TDs	Ru	Pa	Int	Fu	KO	Pu	PAT	FG	S	Pts
Davis, Tommy	0	0	0	0	0	0	0	33/33	14/33	0	75
Lewis, Gary	7	6	1	0	0	0	0	0/0	0/0	0	42
Willard, Ken	6	5	1	0	0	0	0	0/0	0/0	0	36
Crow, John David	5	2	3	0	0	0	0	0/0	0/0	0	30
Randle, Sonny	4	0	4	0	0	0	0	0/0	0/0	0	24
Windsor, Bob	3	0	2	0	1	0	0	0/0	0/0	0	18
Witcher, Dick	3	0	3	0	0	0	0	0/0	0/0	0	18
Cunningham, Doug	2	2	0	0	0	0	0	0/0	0/0	0	12
Parks, Dave	2	0	2	0	0	0	0	0/0	0/0	0	12
Brodie, John	1	1	0	0	0	0	0	0/0	0/0	0	6
49ERS	33	16	16	0	1	0	0	33/33	14/33	0	273
OPPONENTS	41	17	19	3	0	1	1	40/41	17/35	0	337

RUSHING	Att	Yds	Avg	Lg	TD
Willard, Ken	169	510	3.0	20	5
Crow, John David	113	479	4.2	39	2
Lewis, Gary	67	342	5.1	52	6
Cunningham, Doug	43	212	4.9	64t	2
Brodie, John	20	147	7.4	15	1
Mira, George	7	23	3.3	9	0
Kopay, Dave	6	21	3.5	10	0
Spurrier, Steve	5	18	3.6	9	0
Windsor, Bob	1	7	7.0	7	0
Tucker, Bill	3	5	1.7	3	0
49ERS	434	1,764	4.1	64t	16
OPPONENTS	407	1,698	4.1	73	17

RECEIVING	No	Yds	Avg	LG	TD
Witcher, Dick	46	705	15.3	63t	3
Randle, Sonny	33	502	15.2	58	4
Crow, John David	31	373	12.0	59t	3
Parks, Dave	26	313	12.0	43	2
Willard, Ken	23	242	10.5	25	1
Windsor, Bob	21	254	12.1	55t	2
Lewis, Gary	21	218	10.4	32t	1
Cunningham, Doug	13	121	9.3	29	0
Stickles, Monty	7	86	12.3	19	0
Tucker, Bill	2	22	11.0	12	0
Myers, Chip	2	13	6.5	8	0
Kopay, Dave	2	11	5.5	11	0
Olerich, Dave	1	2	2.0	2	0
49ERS	228	2,862	12.6	63t	16
OPPONENTS	212	2,755	13.0	82t	19

INTERCEPTIONS	No	Yds	Avg	LG	TD
Alexander, Kermit	5	72	14.4	48	0
Gonsoulin, Austin	3	9	3.0	5	0
Johnson, Jimmy	2	68	34.0	38	0
Wilcox, Dave	2	17	8.5	17	0
Jackson, Jim	1	22	22.0	22	0
Nunley, Frank	1	7	7.0	7	0
Miller, Clark	1	3	3.0	3	0
Phillips, Mel	1	0	0.0	0	0
49ERS	16	198	12.4	48	0
OPPONENTS	26	292	11.2	37	3

KICKOFF RETURNS	No	Yds	Avg	LG	TD
Cunningham, Doug	31	826	26.7	94	0
Tucker, Bill	9	199	22.1	26	0
Lewis, Gary	9	190	21.1	33	0
Swinford, Wayne	2	51	25.5	32	0
Nunley, Frank	2	0	0.0	0	0
Kopay, Dave	1	21	21.0	21	0
Windsor, Bob	1	21	21.0	21	0
Alexander, Kermit	1	18	18.0	18	0
49ERS	56	1,326	23.7	94	0
OPPONENTS	54	1311	24.3	97t	1

PUNT RETURNS	No	FC	Yds	Avg	LG	TD
Cunningham, Doug	27	7	249	9.2	57	0
Alexander, Kermit	6	1	64	10.7	31	0
Tucker, Bill	1	0	1	1.0	1	0
Gonsoulin, Austin	1	0	0	0.0	0	0
Lewis, Gary	0	1	0	0.0	0	0
49ERS	35	9	314	9.0	57	0
OPPONENTS	29	18	175	6.0	58t	1

PUNTING	No	Yds	Avg	LG	Blk
Spurrier, Steve	73	2,745	37.6	61	1
49ERS	73	2,745	37.6	61	1
OPPONENTS	70	3,063	43.8	60	0

PASSING	Att	Comp	Pct	Yds	LG	TD	Int	QB
Brodie, John	349	168	48.1	2,013	63t	11	16	57.6
Mira, George	65	35	53.8	592	58	5	3	91.3
Spurrier, Steve	50	23	46.0	211	21	0	7	18.4
Crow, John David	5	2	40.0	46	25	0	0	73.8
49ERS	469	228	48.6	2,862	63t	16	26	56.3
OPPONENTS	403	212	52.6	2,755	82t	19	16	73.6

1968 (7-6-1)

Dick Nolan, Coach

L	10	at Baltimore (56,864)/S-15	27
W	35	St. Louis (27,557), S-22	17
W	28	Atlanta (27,477), S-29	13
L	10	at Los Angeles Rams (69,520), O-6	24
L	14	Baltimore (32,822), O-13	42
W	26	at New York Giants (62,958), O-20	10
W	14	at Detroit (53,555), O-27	7
L	21	Cleveland (31,359), N-3	33
L	19	at Chicago (46,978), N-10	27
T	20	Los Angeles Rams (41,815), N-17	20
W	45	at Pittsburgh (21,408), N-24	28
W	27	Green Bay (47,218), D-1	20
L	20	Minnesota (29,049), D-8	30
W	14	at Atlanta (44,977), D-15	12

303

310

TEAM STATISTICS

	49ers	Opp
TOTAL FIRST DOWNS	260	250
By Rushing	98	111
By Passing	141	124
By Penalties	21	15
TOTAL YARDS GAINED	4,709	4,020
By Rushing	1,784	1,706
By Passing	2,925	2,244
TOTAL PLAYS FROM SCRIMMAGE	887	896
Rushes	443	445
Average Gain Per Rush	4.0	4.0
FORWARD PASSES ATTEMPTED	417	416
Number Completed	239	291
Per Cent Completed	57.3	48.4
Sacks/Yards Lost	27/182	35/304
Passes Had Intercepted	23	20
Yards Gained Per Pass	6.5	4.9
Yards Gained Per Completion	13.0	12.7
PUNTS	68	68
Total Yardage of Punts	2,651	2,856
Average Length	39.0	42.0
KICKOFF RETURNS	60	54
Total Yards Returned	1,064	1,163
Average Length of Return	17.7	20.8
PENALTIES	90	71
Yards Penalized	794	656
FUMBLES	26	22
Own Fumbles Recovered	12	11
Opponents' Fumbles Recovered	11	14
FIELD GOALS	11	22
Field Goals Attempted	24	32
TOTAL POINTS SCORED	303	310
Touchdowns Scored	39	35
Touchdowns Rushing	11	12
Touchdowns Passing	24	19
Touchdowns Returns	4	4
Extra Points	36	34
Field Goals	11	22
Safeties	0	0

SCORING

	TDs	Ru	Pa	Int	Fu	KO	Pu	PAT	FG	S	Pts
Davis, Tommy	0	0	0	0	0	0	0	26/26	9/16	0	53
McNeil, Clifton	7	0	7	0	0	0	0	0/0	0/0	0	42
Tucker, Bill	7	3	4	0	0	0	0	0/0	0/0	0	42
Willard, Ken	7	7	0	0	0	0	0	0/0	0/0	0	42
Crow, John David	5	0	5	0	0	0	0	0/0	0/0	0	30
Lewis, Gary	4	1	3	0	0	0	0	0/0	0/0	0	24
Patera, Dennis	0	0	0	0	0	0	0	8/11	2/8	0	14
Windsor, Bob	2	0	2	0	0	0	0	0/0	0/0	0	12
Witcher, Dick	2	0	1	0	1	0	0	0/0	0/0	0	12
Alexander, Kermit	1	0	0	1	0	0	0	0/0	0/0	0	6
Belk, Bill	1	0	0	1	0	0	0	0/0	0/0	0	6
Hindman, Stan	1	0	0	1	0	0	0	0/0	0/0	0	6
McFarland, Kay	1	0	1	0	0	0	0	0/0	0/0	0	6
Randle, Sonny	1	0	1	0	0	0	0	0/0	0/0	0	6
49ERS	39	11	24	3	1	0	0	36/39	11/24	0	303
OPPONENTS*	35	12	19	1	1	1	0	34/35	22/32	0	310

* had one ret. of blkd FGA

Rookie Names in Italics

RUSHING	Att	Yds	Avg	LG	TD
Willard, Ken	227	967	4.3	69t	7
Lewis, Gary	141	573	4.1	22	1
Tucker, Bill	30	135	4.5	18	3
Brodie, John	18	71	3.9	15	0
Daniels, Clem	12	37	3.1	11	0
Cunningham, Doug	6	7	1.2	5	0
Mira, George	1	5	5.0	5	0
Crow, John David	4	4	1.0	3	0
Lee, Dwight	2	1	0.5	1	0
McNeil, Clifton	1	-1	-1.0	-1	0
Spurrier, Steve	1	-15	-15.0	-15	0
49ERS	443	1,784	4.0	69t	11
OPPONENTS	447	1,766	4.0	32	15

RECEIVING	No	Yds	Avg	LG	TD
McNeil, Clifton	71	994	14.0	65t	7
Witcher, Dick	39	531	13.6	59t	1
Willard, Ken	36	232	6.4	20	0
Crow, John David	31	531	17.1	54t	5
Lewis, Gary	27	244	9.0	33	3
Tucker, Bill	15	197	13.1	59t	4
Windsor, Bob	8	146	18.3	62	2
McFarland, Kay	5	140	28.0	65	1
Randle, Sonny	3	44	14.7	29t	1
Cunningham, Doug	2	25	12.5	16	0
Daniels, Clem	2	23	11.5	16	0
49ERS	239	3,107	13.0	65t	24
OPPONENTS	201	2,547	12.7	60	19

INTERCEPTIONS	No	Yds	Avg	LG	TD
Alexander, Kermit	9	155	17.2	66t	1
Randolph, Alvin	4	60	15.0	40	0
Beard, Ed	2	93	46.5	69	0
Fuller, Johnny	2	3	1.5	3	0
Hindman, Stan	1	25	25.0	25t	1
Johnson, Jimmy	1	25	25.0	25	0
Belk, Bill	1	6	6.0	6t	1
49ERS	20	367	18.4	69	3
OPPONENTS	23	390	17.0	90	1

KICKOFF RETURNS	No	Yds	Avg	LG	TD
Alexander, Kermit	20	300	15.0	35	0
Cunningham, Doug	14	286	20.4	38	0
Daniels, Clem	10	266	26.6	29	0
Tucker, Bill	5	103	20.6	30	0
Lee, Dwight	2	43	21.5	22	0
Hays, Harold	2	21	10.5	13	0
Nunley, Frank	2	0	0.0	0	0
Fuller, Johnny	1	23	23.0	23	0
Banaszek, Cas	1	15	15.0	15	0
Olerich, Dave	1	4	4.0	4	0
Hart, Tommy	1	3	3.0	3	0
Peoples, Woody	1	0	0.0	0	0
49ERS	60	1,064	17.7	38	0
OPPONENTS	56	1,163	20.8	96t	1

PUNT RETURNS	No	FC	Yds	Avg	LG	TD
Alexander, Kermit	24	13	87	3.6	26	0
Fuller, Johnny	12	8	33	2.8	9	0
49ERS	36	21	120	3.3	26	0
OPPONENTS	31	23	238	7.7	27	0

PUNTING	No	Yds	Avg	LG	Blk
Spurrier, Steve	68	2,651	39.0	54	0
49ERS	68	2,651	39.0	54	0
OPPONENTS	68	2,856	42.0	55	0

PASSING	Att	Comp	Pct	Yds	LG	TD	Int	QB
Brodie, John	404	234	57.9	3,020	65t	22	21	78.0
Mira, George	11	4	36.4	44	43t	1	1	36.2
McNeil, Clifton	2	1	50.0	43	43t	1	1	95.8
49ERS	417	239	57.3	3,107	65t	24	23	77.1
OPPONENTS	415	201	48.4	2,547	60	19	20	63.2

1969 (4-8-2)

Dick Nolan, Coach

L	12	at Atlanta (45,940), S-21	24
L	7	at G.B. in Milwaukee (48,184), S-28	14
T	17	Washington (35,184), O-5	17
L	21	Los Angeles Rams (45,995), O-12	27
L	7	Atlanta (28,684), O-19	21
W	24	at Baltimore (60,238), O-26	21
L	14	Detroit (35,100), N-2	26
L	30	at Los Angeles Rams (73,975), N-9	41
W	20	Baltimore (38,472), N-16	17
L	38	at New Orleans (71,448), N-23	43
T	24	at Dallas (62,348), N-27	24
W	42	Chicago (32,826), D-6	21
L	7	at Minnesota (43,028), D-14	10
W	14	Philadelphia (25,391), D-21	13
277			319

TEAM STATISTICS		49ers	Opp
TOTAL FIRST DOWNS		235	242
By Rushing		84	91
By Passing		153	128
By Penalties		16	23
TOTAL YARDS GAINED		4,694	4,175
By Rushing		1,536	1,704
By Passing		3,158	2,471
TOTAL PLAYS FROM SCRIMMAGE		914	854
Rushes		391	422
Average Gain Per Rush		3.9	4.0
FORWARD PASSES ATTEMPTED		496	402
Number Completed		278	205
Per Cent Completed		56.0	51.0
Sacks/Yards Lost	27/221	30/255	
Passes Had Intercepted		26	20
Yards Gained Per Pass		6.4	5.5
Yards Gained Per Completion		11.4	12.1
PUNTS		71	65
Total Yardage of Punts		2,874	2,629
Average Length		40.5	40.4
KICKOFF RETURNS		47	43
Total Yards Returned		901	1,186
Average Length of Return		19.3	27.6
PENALTIES		85	70
Yards Penalized		845	671
FUMBLES		25	26
Own Fumbles Recovered		13	14
Opponents' Fumbles Recovered		12	12
FIELD GOALS		6	15
Field Goals Attempted		21	36
TOTAL POINTS SCORED		277	319
Touchdowns Scored		37	39
Touchdowns Rushing		13	14
Touchdowns Passing		22	22
Touchdowns Returns		2	3
Extra Points		35	38
Field Goals		6	15
Safeties		0	0

SCORING	TDs	Ru	Pa	Int	Fu	KO	Pu	PAT	FG	S	Pts
Willard, Ken	10	7	3	0	0	0	0	0/0	0/0	0	60
Thomas, Jimmy	6	1	5	0	0	0	0	0/0	0/0	0	36
Gavric, Momcilo	0	0	0	0	0	0	0	22/24	3/11	0	31
Tucker, Bill	4	2	2	0	0	0	0	0/0	0/0	0	24
Davis, Tommy	0	0	0	0	0	0	0	13/13	3/10	0	22
Cunningham, Doug	3	3	0	0	0	0	0	0/0	0/0	0	18
McNeil, Clifton	3	0	3	0	0	0	0	0/0	0/0	0	18
Washington, Gene	3	0	3	0	0	0	0	0/0	0/0	0	18
Witcher, Dick	3	0	3	0	0	0	0	0/0	0/0	0	18
Windsor, Bob	2	0	2	0	0	0	0	0/0	0/0	0	12
Kwalick, Ted	1	0	1	0	0	0	0	0/0	0/0	0	6
Lakes, Roland	1	0	0	0	1	0	0	0/0	0/0	0	6
Woitt, Johnny	1	0	0	1	0	0	0	0/0	0/0	0	6
Team	0	0	0	0	0	0	0	0/0	0/0	1	2
49ERS	37	13	22	1	1	0	0	35/37	6/21	1	277
OPPONENTS	39	14	22	1	1	1	0	38/39	15/36	1	319

RUSHING	Att	Yds	Avg	LG	TD
Willard, Ken	171	557	3.3	18	7
Cunningham, Doug	147	541	3.7	33	3
Thomas, Jimmy	23	190	8.3	75t	1
Tucker, Bill	20	72	3.6	24t	2
Brodie, John	11	62	5.6	15	0
Spurrier, Steve	5	49	9.8	29	0
Windsor, Bob	5	39	7.8	13	0
Davis, Tommy	2	21	10.5	16	0
Lewis, Gary	4	5	1.3	4	0
Moore, Gene	2	4	2.0	2	0
Washington, Gene	1	-4	-4.0	-4	0
49ERS	391	1,536	3.9	75t	13
OPPONENTS	422	1,704	4.0	41	14

RECEIVING	No	Yds	Avg	LG	TD
Washington, Gene	51	711	13.9	52	3
Cunningham, Doug	51	484	9.5	58	0
Windsor, Bob	49	597	12.2	32	2
Willard, Ken	36	326	9.1	36	3
Witcher, Dick	33	435	13.2	49	3
Thomas, Jimmy	18	364	20.2	75t	5
McNeil, Clifton	17	255	15.0	80t	3
Tucker, Bill	14	104	7.4	18t	2
Johnson, Leo	4	42	10.5	14	0
Kwalick, Ted	2	32	16.0	31	1
Moore, Gene	2	28	14.0	24	0
Edwards, Earl	1	1	1.0	1	0
49ERS	278	3,379	12.2	80t	22
OPPONENTS	205	2,726	13.3	93	22

INTERCEPTIONS	No	Yds	Avg	LG	TD
Alexander, Kermit	5	39	7.8	22	0
Johnson, Jimmy	5	18	3.6	18	0
Wilcox, Dave	2	17	8.5	17	0
Taylor, Roosevelt	2	15	7.5	15	0
Randolph, Alvin	2	10	5.0	5	0
Woitt, Johnny	1	57	57.0	57t	1
Fuller, Johnny	1	31	31.0	31	0
Nunley, Frank	1	7	7.0	7	0
Krueger, Charlie	1	0	0.0	0	0
49ERS	20	194	9.7	57t	1
OPPONENTS	26	304	11.7	38	1

KICKOFF RETURNS	No	Yds	Avg	LG	TD
Smith, Noland	14	315	22.5	60	0
Cunningham, Doug	9	207	23.0	30	0
Fuller, Johnny	8	155	19.4	28	0
Lewis, Gary	5	155	31.0	34	0
Alexander, Kermit	3	47	15.7	24	0
Edwards, Earl	3	3	1.0	3	0
Taylor, Roosevelt	1	16	16.0	16	0
Wilcox, Dave	1	10	10.0	10	0
Kwalick, Ted	1	0	0.0	0	0
Sniadecki, Jim	1	0	0.0	0	0
Tucker, Bill	1	0	0.0	0	0
49ERS	47	908	19.3	60	0
OPPONENTS	43	1,186	27.6	87t	1

PUNT RETURNS	No	FC	Yds	Avg	LG	TD
Smith, Noland	10	4	46	4.6	18	0
Fuller, Johnny	5	4	12	2.4	7	0
Alexander, Kermit	4	3	-18	-4.5	0	0
Cunningham, Doug	3	11	23	7.7	14	0
49ERS	22	22	63	2.9	18	0
OPPONENTS	39	14	293	7.5	50	0

PUNTING	No	Yds	Avg	LG	Blk
Kilgore, Jon	36	1,451	40.3	72	0
Davis, Tommy	23	955	41.5	55	0
Spurrier, Steve	12	468	39.0	57	0
49ERS	71	2,874	40.5	72	0
OPPONENTS	65	2,629	40.5	60	0

PASSING	Att	Comp	Pct	Yds	LG	TD	Int	QB
Brodie, John	347	194	55.9	2,405	80t	16	15	74.9
Spurrier, Steve	146	81	55.5	926	75t	5	11	54.8
Cunningham, Doug	3	3	100.0	48	31	1	0	158.3
49ERS	496	278	56.1	3,379	80t	22	26	70.1
OPPONENTS	402	205	51.0	2,726	93	22	20	70.3

Rookie Names in Italics

1970 (10-3-1/11-4-1)

NFC West Champions

Dick Nolan, Coach

W	26	Washington (34,984), S-20	17
W	34	Cleveland (37,502), S-27	31
L	20	at Atlanta (58,850), O-4	21
W	20	at Los Angeles Rams (77,272), O-11	6
T	20	New Orleans (39,446), O-18	20
W	19	Denver (39,515), O-25	14
W	26	Green Bay (59,335), N-1	10
W	37	at Chicago (45,607), N-8	16
W	30	at Houston (43,040), N-15	20
L	7	at Detroit (56,232), N-22	28
L	13	Los Angeles Rams (59,602), N-29	30
W	24	Atlanta (41,387), D-6	20
W	38	at New Orleans (61,940), D-13	27
W	38	at Oakland Raiders (54,535), D-20	7
352			267

NFC PLAYOFF - DEC. 27

(at Bloomington, MN – Metropolitan Stadium)

W	17	Minnesota (45,103)	14
---	----	--------------------	----

NFC CHAMPIONSHIP - JAN. 3

(at San Francisco – Kezar Stadium)

L	10	Dallas (59,364)	17
---	----	-----------------	----

TEAM STATISTICS

	49ers	Opp
TOTAL FIRST DOWNS	237	213
By Rushing	86	81
By Passing	125	110
By Penalties	26	22
TOTAL NET YARDS	4,503	3,972
Net Yards Rushing	1,580	1,799
Net Yards Passing	2,923	2,173
TOTAL PLAYS FROM SCRIMMAGE	862	839
Rushes	471	425
Average Gain Per Rush	3.4	4.2
FORWARD PASSES ATTEMPTED	383	384
Number Completed	226	185
Per Cent Completed	59.0	48.2
Quarterback Sacks	8	30
Yards Lost	67	261
Passes Had Intercepted	10	22
Yards Gained Per Pass	7.5	5.3
Yards Gained Per Completion	13.2	13.2
PUNTS	75	82
Total Yardage of Punts	2,877	3,309
Average Length	38.4	40.4
KICKOFF RETURNS	49	58
Total Yards Returned	967	1,362
Average Length of Return	19.7	23.5
PENALTIES	88	87
Yards Penalized	997	965
FUMBLES	24	35
Own Fumbles Recovered	9	15
Opponents' Fumbles Recovered	20	15
FIELD GOALS	21	15
Field Goals Attempted	31	24
TOTAL POINTS SCORED	352	267
Touchdowns Scored	41	32
Touchdowns Rushing	13	12
Touchdowns Passing	25	19
Touchdowns Returns	3	1
Extra Points	39	30
Field Goals	21	15
Safeties	1	0

SCORING	TDs	Ru	Pa	Int	Fu	KO	Pu	PAT	FG	S	Pts
Gossett, Bruce	0	0	0	0	0	0	0	39/41	21/31	0	102
Washington, Gene	12	0	12	0	0	0	0	0/0	0/0	0	72
Willard, Ken	10	7	3	0	0	0	0	0/0	0/0	0	60
Cunningham, Doug	3	3	0	0	0	0	0	0/0	0/0	0	18
Thomas, Jimmy	3	0	3	0	0	0	0	0/0	0/0	0	18
Brodie, John	2	2	0	0	0	0	0	0/0	0/0	0	12
Tucker, Bill	2	1	1	0	0	0	0	0/0	0/0	0	12

Rookie Names in Italics

(continued)

SCORING	TDs	Ru	Pa	Int	Fu	KO	Pu	PAT	FG	S	Pts
Windsor, Bob	2	0	2	0	0	0	0	0/0	0/0	0	12
Witcher, Dick	2	0	2	0	0	0	0	0/0	0/0	0	12
Johnson, Jimmy	1	0	0	1	0	0	0	0/0	0/0	1	8
Isenbarger, John	1	0	1	0	0	0	0	0/0	0/0	0	6
Kwalick, Ted	1	0	1	0	0	0	0	0/0	0/0	0	6
Phillips, Mel	1	0	0	1	0	0	0	0/0	0/0	0	6
Taylor, Bruce*	1	0	0	0	0	0	0	0/0	0/0	0	6
Randolph, Alvin	0	0	0	0	0	0	0	0/0	0/0	1	2
49ERS	41	13	25	2	0	0	0	39/41	21/31	2	352
OPPONENTS	32	12	19	0	1	0	0	30/32	15/24	0	267

* had one ret. of blk'd FGA

RUSHING	Att	Yds	Avg	LG	TD
Willard, Ken	236	789	3.3	20	7
Cunningham, Doug	128	443	3.5	25	3
Tucker, Bill	42	137	3.3	11	1
Thomas, Jimmy	31	89	2.9	14	0
Kwalick, Ted	3	65	21.7	45	0
Isenbarger, John	18	43	2.4	27	0
Brodie, John	9	29	3.2	12t	2
Strong, Jim	2	3	1.5	3	0
Spurrier, Steve	2	-18	-9.0	-5	0
49ERS	471	1,580	3.4	45	13
OPPONENTS	425	1,799	4.2	80t	12

RECEIVING	No	Yds	Avg	LG	TD
Washington, Gene	53	1,100	20.8	79t	12
Cunningham, Doug	35	209	6.0	29	0
Windsor, Bob	31	363	11.7	35	2
Willard, Ken	31	259	8.4	32	3
Witcher, Dick	22	288	13.1	28	2
Tucker, Bill	17	108	6.4	28t	1
Thomas, Jimmy	12	221	18.4	61t	3
Kwalick, Ted	10	148	14.8	26t	1
Isenbarger, John	8	158	19.8	61t	1
Riley, Preston	7	136	19.4	68	0
49ERS	226	2,990	13.2	79t	25
OPPONENTS	185	2,434	13.2	69	19

INTERCEPTIONS	No	Yds	Avg	LG	TD
Taylor, Bruce	3	70	23.3	70	0
Phillips, Mel	3	49	16.3	35t	1
Nunley, Frank	3	42	14.0	24	0
Taylor, Roosevelt	3	27	9.0	19	0
Vanderbundt, Skip	3	18	6.0	18	0
Wilcox, Dave	2	46	23.0	35	0
Johnson, Jimmy	2	36	18.0	36t	1
Fuller, Johnny	1	20	20.0	20	0
Hart, Tommy	1	0	0.0	0	0
Randolph, Alvin	1	0	0.0	0	0
49ERS	22	308	14.0	70	2
OPPONENTS	10	95	9.5	29	0

KICKOFF RETURNS	No	Yds	Avg	LG	TD
Tucker, Bill	25	577	23.1	43	0
Taylor, Bruce	12	190	15.8	25	0
Thomas, Jimmy	6	177	29.5	55	0
Beard, Ed	2	8	4.0	8	0
Fuller, Johnny	1	8	8.0	8	0
Belk, Bill	1	7	7.0	7	0
Riley, Preston	1	0	0.0	0	0
Windsor, Bob	1	0	0.0	0	0
49ERS	49	967	19.7	43	0
OPPONENTS	58	1,362	23.5	62	0

PUNT RETURNS	No	FC	Yds	Avg	LG	TD
Taylor, Bruce	43	10	516	12.0	76	0
Fuller, Johnny	4	2	29	7.3	12	0
Riley, Preston	1	0	5	5.0	5	0
49ERS	48	12	550	11.5	76	0
OPPONENTS	38	21	180	4.7	16	0
PUNTING	No	Yds	Avg	LG	Blk	
Spurrier, Steve	75	2,877	38.4	58	0	
49ERS	75	2,877	38.4	58	0	
OPPONENTS	82	3,309	40.4	57	1	

PASSING	Att	Comp	Pct	Yds	LG	TD	Int	QB
Brodie, John	378	223	59.0	2,941	79t	24	10	93.8
Spurrier, Steve	4	3	75.0	49	26	1	0	155.2
Isenbarger, John	1	0	0.0	0	0	0	0	39.6
49ERS	383	226	59.0	2,990	79t	25	10	94.7
OPPONENTS	384	185	48.2	2,434	69	19	22	61.3

1971 (9-5/10-6)

NFC West Champions

Dick Nolan, Coach

L	17	at Atlanta (56,990), S-19	20
W	38	at New Orleans (81,595), S-26	20
W	31	at Philadelphia (65,358), O-3	3
L	13	Los Angeles Rams (44,000), O-10 +	20
W	13	Chicago (44,133), O-17	0
W	26	at St. Louis (50,419), O-24	14
W	27	New England (45,092), O-31	10
W	13	at Minnesota (49,784), N-7	9
L	20	New Orleans (45,138), N-14	26
L	6	at Los Angeles Rams (80,050), N-21	17
W	24	at New York Jets (62,936), N-28	21
L	17	Kansas City (45,306), MON/D-6	26
W	24	Atlanta (44,584), D-12	3
W	31	Detroit (45,580), D-19	27
300			216

NFC PLAYOFF - DEC. 26

(at San Francisco - Candlestick Park)

W	24	Washington (45,327)	20
---	----	---------------------	----

NFC CHAMPIONSHIP - JAN. 2

(at Irving - Texas Stadium)

L	3	Dallas (63,409)	14
---	---	-----------------	----

+ -First 49ers' regular season game at Candlestick Park.

TEAM STATISTICS	49ers	Opp
TOTAL FIRST DOWNS	257	199
By Rushing	113	80
By Passing	122	96
By Penalties	22	23
TOTAL NET YARDS	4,706	3,679
Net Yards Rushing	2,129	1,668
Net Yards Passing	2,577	2,011
TOTAL PLAYS FROM SCRIMMAGE	900	787
Rushes	498	408
Average Gain Per Rush	4.3	4.1
FORWARD PASSES ATTEMPTED	391	341
Number Completed	209	152
Per Cent Completed	53.5	44.6
Quarterback Sacks	11	38
Yards Lost	111	298
Passes Had Intercepted	11	14
Yards Gained Per Pass	6.4	5.3
Yards Gained Per Completion	12.9	15.2
PUNTS	51	73
Total Yardage of Punts	1,974	2,898
Average Length	38.7	39.7
KICKOFF RETURNS	85	61
Total Yards Returned	1,653	1,467
Average Length of Return	19.5	24.1
PENALTIES	88	75
Yards Penalized	961	610
FUMBLES	33	31
Own Fumbles Recovered	15	15
Opponents' Fumbles Recovered	15	18
FIELD GOALS	23	19
Field Goals Attempted	36	33
TOTAL POINTS SCORED	300	216
Touchdowns Scored	33	23
Touchdowns Rushing	12	4
Touchdowns Passing	18	17
Touchdowns Returns	3	2
Extra Points	33	21
Field Goals	23	19
Safeties	0	0

SCORING	TDs	Ru	Pa	Int	Fu	KO	Pu	PAT	FG	S	Pts
Gossett, Bruce	0	0	0	0	0	0	0	32/32	23/36		101
Washington, Vic	7	3	4	0	0	0	0	0/0	0/0		42
Kwalick, Ted	5	0	5	0	0	0	0	0/0	0/0		30
Willard, Ken	5	4	1	0	0	0	0	0/0	0/0		30
Washington, Gene	4	0	4	0	0	0	0	0/0	0/0		24
Brodie, John	3	3	0	0	0	0	0	0/0	0/0		18

Rookie Names in Italics

(continued)

SCORING	TDs	Ru	Pa	Int	Fu	KO	Pu	PAT	FG	S	Pts
Witcher, Dick	3	0	3	0	0	0	0	0/0	0/0	0	18
Schreiber, Larry	1	0	1	0	0	0	0	1/1	0/0	0	7
Blue, Forrest	1	0	0	0	1	0	0	0/0	0/0	0	6
Cunningham, Doug	1	1	0	0	0	0	0	0/0	0/0	0	6
Hart, Tommy	1	0	0	0	1	0	0	0/0	0/0	0	6
Taylor, Bruce*	1	0	0	0	0	0	0	0/0	0/0	0	6
Thomas, Jimmy	1	1	0	0	0	0	0	0/0	0/0	0	6
49ERS	33	12	18	0	2	0	0	33/33	23/36	0	300
OPPONENTS	23	4	17	1	1	0	0	21/23	19/33	0	216

* had one ret. of blk'd FGA

RUSHING	Att	Yds	Avg	LG	TD
Willard, Ken	216	855	4.0	49	4
Washington, Vic	191	811	4.3	42	3
Schreiber, Larry	34	180	5.3	23	0
Cunningham, Doug	25	98	3.9	14	1
Kwalick, Ted	6	62	10.3	28	0
Brodie, John	14	45	3.2	12	3
Thomas, Jimmy	3	36	12.0	25t	1
Isenbarger, John	5	34	6.8	22	0
Windsor, Bob	1	21	21.0	21	0
Spurrier, Steve	1	2	2.0	2	0
McCann, Jim	2	-15	-7.5	-6	0
49ERS	498	2,129	4.3	49	12
OPPONENTS	408	1,668	4.1	64t	4

RECEIVING	No	Yds	Avg	LG	TD
Kwalick, Ted	52	664	12.8	42t	5
Washington, Gene	46	884	19.2	71t	4
Washington, Vic	36	317	8.8	40	4
Willard, Ken	27	202	7.5	33	1
Cunningham, Doug	19	188	9.9	28	0
Witcher, Dick	18	250	13.9	50t	3
Schreiber, Larry	3	79	26.3	46	1
Riley, Preston	3	39	13.0	24	0
Thomas, Jimmy	3	33	11.0	14	0
Windsor, Bob	2	32	16.0	30	0
49ERS	209	2,688	12.9	71t	18
OPPONENTS	152	2,309	15.2	61t	17

INTERCEPTIONS	No	Yds	Avg	LG	TD
Taylor, Bruce	3	68	22.7	49	0
Johnson, Jimmy	3	16	5.3	10	0
Taylor, Roosevelt	3	13	4.3	13	0
Fuller, Johnny	2	57	28.5	57	0
Simpson, Mike	1	15	15.0	15	0
Vanderbundt, Skip	1	10	10.0	10	0
Nunley, Frank	1	7	7.0	7	0
49ERS	14	186	13.3	57	0
OPPONENTS	24	385	16.0	39	1

KICKOFF RETURNS	No	Yds	Avg	LG	TD
Washington, Vic	33	858	26.0	74	0
Cunningham, Doug	6	121	20.2	27	0
Windsor, Bob	4	66	16.5	25	0
Kwalick, Ted	2	9	4.5	5	0
Beard, Ed	1	21	21.0	21	0
49ERS	85	1,653	19.5	74	1
OPPONENTS	61	1,467	24.1	65	0

PUNT RETURNS	No	FC	Yds	Avg	LG	TD
Taylor, Bruce	34	10	235	6.9	38	0
Fuller, Johnny	3	2	31	10.3	13	0
Riley, Preston	1	0	2	2.0	2	0
Vanderbundt, Skip	1	0	0	0.0	0	0
49ERS	39	12	268	6.9	38	0
OPPONENTS	19	17	44	2.3	10	0

PUNTING	No	Yds	Avg	LG	Blk
McCann, Jim	49	1,897	38.7	54	1
Spurrier, Steve	2	77	38.5	40	0
49ERS	51	1,974	38.7	54	1
OPPONENTS	73	2,898	39.7	60	0

PASSING	Att	Comp	Pct	Yds	LG	TD	Int	QB
Brodie, John	387	208	53.7	2,642	71t	18	24	65.0
Spurrier, Steve	4	1	25.0	46	46	0	0	75.0
49ERS	391	209	53.5	2,688	71t	18	24	65.0
OPPONENTS	341	152	44.6	2,309	61t	17	14	67.0

1972 (8-5-1/8-6-1)

NFC West Champions

Dick Nolan, Coach

W	34	San Diego (56,906), S-17	3
L	20	at Buffalo (45,825), S-24	27
W	37	at New Orleans (69,840), O-1	2
L	7	at Los Angeles Rams (77,382), O-8	31
L	17	New York Giants (53,284), O-15	23
T	20	New Orleans (53,571), O-22	20
W	49	at Atlanta (58,850), O-29	14
L	24	at G.B. in Milwaukee (47,897), N-5	34
W	24	Baltimore (57,225), N-12	21
W	34	at Chicago (65,201), N-19	21
W	31	—at Dallas (65,214)— THU (Thanksgiving Day), N-23	10
L	16	Los Angeles Rams (60,175), MON/D-4	26
W	20	Atlanta (57,523), D-10	0
W	20	Minnesota (58,502), D-16	17
353			249

NFC PLAYOFF - DEC. 23

(at San Francisco — Candlestick Park)

L	28	Dallas (59,746)	30
---	----	-----------------	----

TEAM STATISTICS

	49ers	Opp
TOTAL FIRST DOWNS	234	221
By Rushing	87	96
By Passing	129	105
By Penalties	18	20
TOTAL NET YARDS	4,351	4,026
Net Yards Rushing	1,616	1,847
Net Yards Passing	2,735	2,179
TOTAL PLAYS FROM SCRIMMAGE	847	858
Rushes	445	446
Average Gain Per Rush	3.6	4.1
FORWARD PASSES ATTEMPTED	380	366
Number Completed	217	169
Per Cent Completed	57.1	46.2
Quarterback Sacks	22	46
Yards Lost	153	403
Passes Had Intercepted	24	19
Avg. Net Passing per Game	195.4	155.6
PUNTS	64	72
Total Yardage of Punts	2,542	3,123
Average Length	39.7	43.4
KICKOFF RETURNS	44	66
Total Yards Returned	1,041	1,530
Average Length of Return	23.7	23.2
PENALTIES	73	81
Yards Penalized	664	677
FUMBLES	30	40
Own Fumbles Recovered	17	23
Opponents' Fumbles Recovered	17	13
FIELD GOALS	18	17
Field Goals Attempted	29	29
TOTAL POINTS SCORED	353	249
Touchdowns Scored	43	28
Touchdowns Rushing	11	12
Touchdowns Passing	27	14
Touchdowns Returns	5	2
Extra Points	41	28
Field Goals	18	17
Safeties	0	1

SCORING

	TDs	Ru	Pa	Int	Fu	KO	Pu	PAT	FG	S	Pts
Gossett, Bruce	0	0	0	0	0	0	0	41/42	18/29	0	95
Washington, Gene	12	0	12	0	0	0	0	0/0	0/0	0	72
Kwalick, Ted	9	0	9	0	0	0	0	0/0	0/0	0	54
Washington, Vic	5	3	1	0	0	1	0	0/0	0/0	0	30
Willard, Ken	5	4	1	0	0	0	0	0/0	0/0	0	30
Schreiber, Larry	3	2	1	0	0	0	0	0/0	0/0	0	18
Vanderbundt, Skip	3	0	0	2	1	0	0	0/0	0/0	0	18
Brodie, John	1	1	0	0	0	0	0	0/0	0/0	0	6
Isenbarger, John	1	0	1	0	0	0	0	0/0	0/0	0	6
Riley, Preston	1	0	1	0	0	0	0	0/0	0/0	0	6

Rookie Names in Italics

(continued)

SCORING

	TDs	Ru	Pa	Int	Fu	KO	Pu	PAT	FG	S	Pts
Simpson, Mike	1	0	0	1	0	0	0	0/0	0/0	0	6
Thomas, Jimmy	1	1	0	0	0	0	0	0/0	0/0	0	6
Witcher, Dick	1	0	1	0	0	0	0	0/0	0/0	0	6
49ERS	43	11	27	3	1	1	0	41/42	18/29	0	353
OPPONENTS	28	12	14	1	1	0	0	28/28	17/29	1	249

RUSHING

	Att	Yds	Avg	LG	TD
Washington, Vic	141	468	3.3	33	3
Schreiber, Larry	118	420	3.6	20	2
Willard, Ken	100	345	3.5	23	4
Thomas, Jimmy	52	250	4.8	22	1
Spurrier, Steve	11	51	4.6	15	0
Cunningham, Doug	8	32	4.0	12	0
<i>Reed, Joe</i>	4	22	5.5	22	0
Kwalick, Ted	5	11	2.2	10	0
Isenbarger, John	3	9	3.0	7	0
Brodie, John	3	8	2.7	4	1
49ERS	445	1,616	3.6	33	11
OPPONENTS	446	1,847	4.1	68	12

RECEIVING

	No	Yds	Avg	LG	TD
Washington, Gene	46	918	20.0	62t	12
Washington, Vic	43	393	9.1	33	1
Kwalick, Ted	40	751	18.8	81t	9
Schreiber, Larry	31	283	9.1	64t	1
Willard, Ken	24	131	5.5	15	1
Thomas, Jimmy	15	148	9.9	29	0
Riley, Preston	11	156	14.2	28t	1
Isenbarger, John	3	66	22.0	33	1
Witcher, Dick	3	22	7.3	17	1
<i>Beasley, Terry</i>	1	20	20.0	20	0
49ERS	217	2,888	13.3	81t	27
OPPONENTS	169	2,582	15.3	85t	14

INTERCEPTIONS

	No	Yds	Avg	LG	TD
Johnson, Jimmy	4	18	4.5	15	0
Wilcox, Dave	3	12	4.0	9	0
Vanderbundt, Skip	2	58	29.0	37t	2
Simpson, Mike	2	32	16.0	32t	1
Taylor, Bruce	2	4	2.0	2	0
Nunley, Frank	1	12	12.0	12	0
Beard, Ed	1	10	10.0	10	0
Fuller, Johnny	1	0	0.0	0	0
<i>Hall, Windlan</i>	1	0	0.0	0	0
Hart, Tommy	1	0	0.0	0	0
Phillips, Mel	1	0	0.0	0	0
49ERS	19	146	7.7	37t	3
OPPONENTS	24	240	10.0	35t	1

KICKOFF RETURNS

	No	Yds	Avg	LG	TD
Washington, Vic	27	771	28.6	98t	1
<i>McGill, Ralph</i>	10	192	19.2	30	0
Schreiber, Larry	2	41	20.5	25	0
Hoskins, Bob	2	17	8.5	17	0
Beard, Ed	2	-1	-0.5	1	0
Nunley, Frank	1	21	21.0	21	0
49ERS	44	1,041	23.7	98t	1
OPPONENTS	66	1,530	23.2	75	0

PUNT RETURNS

	No	FC	Yds	Avg	LG	TD
<i>McGill, Ralph</i>	22	0	219	10.0	33	0
Taylor, Bruce	21	8	145	6.9	41	0
Fuller, Johnny	1	1	9	9.0	9	0
49ERS	44	9	373	8.5	41	0
OPPONENTS	20	29	70	3.5	34	0

PUNTING

	No	Yds	Avg	LG	Blk
McCann, Jim	64	2,542	39.7	63	1
49ERS	64	2,542	39.7	63	1
OPPONENTS	72	3,123	43.4	65	0

PASSING

	Att	Comp	Pct	Yds	LG	TD	Int	QB
Spurrier, Steve	269	147	54.7	1,983	81t	18	16	75.9
Brodie, John	110	70	63.6	905	53	9	8	86.4
Isenbarger, John	1	0	0.0	0	0	0	0	39.6
49ERS	380	217	57.1	2,888	81t	27	24	78.7
OPPONENTS	366	169	46.2	2,582	85t	14	19	61.1

1973 (5-9)

Dick Nolan, Coach

L	13	at Miami (68,275), S-16	21
W	36	at Denver (50,966), S-23	34
L	20	Los Angeles Rams (57,487), S-30	40
W	13	at Atlanta (58,850), O-7	9
L	13	Minnesota (56,438), O-14	17
W	40	New Orleans (52,881), O-21	0
L	3	Atlanta (56,825), O-28	17
L	20	at Detroit (49,531), N-4	30
L	9	at Washington (54,381), N-11	33
L	13	at Los Angeles Rams (78,358), N-18	31
W	20	Green Bay (49,244), MON /N-26	6
W	38	Philadelphia (51,155), D-2	28
L	10	at New Orleans (62,490), D-9	16
L	14	Pittsburgh (52,752), D-15	37
262			319

TEAM STATISTICS		49ers	Opp
TOTAL FIRST DOWNS		251	242
By Rushing		97	112
By Passing		127	115
By Penalties		27	15
TOTAL NET YARDS		4,224	4,329
Net Yards Rushing		1,743	1,963
Net Yards Passing		2,481	2,366
TOTAL PLAYS FROM SCRIMMAGE		915	928
Rushes		422	513
Average Gain Per Rush		4.1	3.8
FORWARD PASSES ATTEMPTED		466	383
Number Completed		233	194
Per Cent Completed		50.0	50.7
Quarterback Sacks		27	32
Yards Lost		164	225
Passes Had Intercepted		25	17
Avg. Net Passing per Game		177.2	169.0
PUNTS		79	72
Total Yardage of Punts		3,455	2,977
Average Length		43.7	41.4
KICKOFF RETURNS		63	52
Total Yards Returned		1,301	1,151
Average Length of Return		20.7	22.1
PENALTIES		93	77
Yards Penalized		903	754
FUMBLES		32	23
Own Fumbles Recovered		18	8
Opponents' Fumbles Recovered		15	14
FIELD GOALS		26	31
Field Goals Attempted		33	45
TOTAL POINTS SCORED		262	319
Touchdowns Scored		26	32
Touchdowns Rushing		15	11
Touchdowns Passing		9	19
Touchdowns Returns		2	2
Extra Points		26	32
Field Goals		26	31
Safeties		1	1

SCORING		TDs	Ru	Pa	Int	Fu	KO	Pu	PAT	FG	S	Pts
Gossett, Bruce		0	0	0	0	0	0	0	26/26	26/33	0	104
Washington, Vic		8	8	0	0	0	0	0	0/0	0/0	0	48
Kwalick, Ted		5	0	5	0	0	0	0	0/0	0/0	0	30
Hall, Windlan		2	0	0	0	1	0	1*	0/0	0/0	0	12
Spurrier, Steve		2	2	0	0	0	0	0	0/0	0/0	0	12
Washington, Gene		2	0	2	0	0	0	0	0/0	0/0	0	12
Willard, Ken		2	1	1	0	0	0	0	0/0	0/0	0	12
Abramowicz, Dan		1	0	1	0	0	0	0	0/0	0/0	0	6
Atkins, David		1	1	0	0	0	0	0	0/0	0/0	0	6
Brodie, John		1	1	0	0	0	0	0	0/0	0/0	0	6
Cunningham, Doug		1	1	0	0	0	0	0	0/0	0/0	0	6
Thomas, Jimmy		1	1	0	0	0	0	0	0/0	0/0	0	6
Hardman, Cedrick		0	0	0	0	0	0	0	0/0	0/0	1	2
49ERS		26	15	9	0	1	0	0	26/26	26/33	1	262
OPPONENTS		32	11	19	1	0	1	0	32/32	31/45	1	319

*rcvrd blkd punt

RUSHING	Att	Yds	Avg	LG	TD
Washington, Vic	151	534	3.5	25	8
Willard, Ken	83	366	4.4	33	1
Thomas, Jimmy	56	259	4.6	16	1
Cunningham, Doug	44	165	3.8	12	1
Schreiber, Larry	42	163	3.9	13	0
Reed, Joe	15	85	7.0	20	0
Wittum, Tom	1	63	63.0	63	0
Kwalick, Ted	5	37	7.4	20	0
Spurrier, Steve	9	32	3.6	12	2
Atkins, Dave	4	19	4.8	8	1
Brodie, John	5	16	3.2	14	1
Jackson, Randy	6	10	1.7	5	0
Isenbarger, John	1	-6	-6.0	-6	0
49ERS	422	1,743	4.1	63	15
OPPONENTS	513	1,963	3.8	37	11

RECEIVING	No	Yds	Avg	LG	TD
Kwalick, Ted	47	729	15.5	48	5
Washington, Gene	37	606	16.4	58	2
Abramowicz, Dan	35	442	12.6	54	1
Washington, Vic	33	238	7.2	20	0
Willard, Ken	22	160	7.3	26	1
Thomas, Jimmy	19	157	8.3	66	0
Cunningham, Doug	15	118	7.9	23	0
Schreiber, Larry	12	98	8.2	31	0
Isenbarger, John	10	67	6.7	18	0
Jackson, Randy	1	20	20.0	20	0
Witcher, Dick	1	13	13.0	13	0
Atkins, Dave	1	-3	-3.0	-3	0
49ERS	233	2,645	11.4	66	9
OPPONENTS	194	2,591	13.4	57t	19

INTERCEPTIONS	No	Yds	Avg	LG	TD
Taylor, Bruce	6	30	5.0	22	0
Johnson, Jimmy	4	46	11.5	30	0
Wilcox, Dave	2	14	7.0	10	0
Nunley, Frank	1	13	13.0	13	0
Phillips, Mel	1	13	13.0	13	0
Sniadecki, Jim	1	11	11.0	11	0
Vanderbundt, Skip	1	7	7.0	7	0
Hall, Windlan	1	0	0.0	0	0
49ERS	17	134	7.9	30	0
OPPONENTS	25	379	15.2	71t	1

KICKOFF RETURNS	No	Yds	Avg	LG	TD
Washington, Vic	24	549	22.9	38	0
McGill, Ralph	17	374	22.0	43	0
Cunningham, Doug	8	173	21.6	35	0
Thomas, Jimmy	5	81	16.2	23	0
Atkins, Dave	3	93	31.0	54	0
Olerich, Dave	2	17	8.5	12	0
Hall, Windlan	1	14	14.0	14	0
Simpson, Mike	1	0	0.0	0	0
Sniadecki, Jim	1	0	0.0	0	0
Willard, Ken	1	0	0.0	0	0
49ERS	63	1,301	20.7	54	0
OPPONENTS	52	1,151	22.1	93t	1

PUNT RETURNS	No	FC	Yds	Avg	LG	TD
Taylor, Bruce	15	6	207	13.8	61	0
McGill, Ralph	22	1	186	8.5	54	0
Simpson, Mike	0	4	0	0.0	0	0
49ERS	37	11	393	10.6	61	0
OPPONENTS	46	7	367	8.0	43	0

PUNTING	No	Yds	Avg	LG	Bik
Wittum, Tom	79	3,455	43.7	62	0
49ERS	79	3,455	43.7	62	0
OPPONENTS	72	2,977	41.4	66	1

PASSING	Att	Comp	Pct	Yds	LG	TD	Int	QB
Spurrier, Steve	157	83	52.9	882	58	4	7	59.5
Brodie, John	194	98	50.5	1,126	66	3	12	47.7
Reed, Joe	114	51	44.7	589	38	2	6	43.0
Isenbarger, John	1	1	100.0	48	48	0	0	118.8
49ERS	466	233	50.0	2,645	66	9	25	51.5
OPPONENTS	383	194	50.7	2,591	57t	19	17	70.5

Rookie Names in Italics

1974 (6-8)

Dick Nolan, Coach

W	17	at New Orleans (65,071), S-15	13
W	16	at Atlanta (47,686), S-22	10
L	3	Cincinnati (49,895), S-29	21
L	9	St. Louis (47,675), O-6	34
L	13	at Detroit (45,199), MON /O-14	17
L	14	at Los Angeles Rams (74,070), O-20	37
L	24	Oakland Raiders (58,524), O-27	35
L	13	Los Angeles Rams (57,526), MON /N-4	15
L	14	at Dallas (50,018), N-10	20
W	34	at Chicago (42,731), N-17	0
W	27	Atlanta (45,435), N-24	0
L	0	at Cleveland (24,559), D-1	7
W	7	Green Bay (45,475), D-8	6
W	35	New Orleans (40,418), D-15	21
226			236

TEAM STATISTICS

	49ers	Opp
TOTAL FIRST DOWNS	227	232
By Rushing	101	113
By Passing	104	101
By Penalties	22	18
TOTAL NET YARDS	3,988	3,964
Net Yards Rushing	1,981	2,033
Net Yards Passing	2,007	1,931
TOTAL PLAYS FROM SCRIMMAGE	873	870
Rushes	477	503
Average Gain Per Rush	4.2	4.0
FORWARD PASSES ATTEMPTED	361	339
Number Completed	170	178
Per Cent Completed	47.1	52.5
Quarterback Sacks	34	28
Yards Lost	267	247
Passes Had Intercepted	28	20
Avg. Net Passing per Game	143.4	137.9
PUNTS	70	74
Total Yardage of Punts	2,856	2,922
Average Length	40.8	39.5
KICKOFF RETURNS	51	51
Total Yards Returned	1,144	1,099
Average Length of Return	22.4	21.6
PENALTIES	63	85
Yards Penalized	606	830
FUMBLES	31	38
Own Fumbles Recovered	17	18
Opponents' Fumbles Recovered	20	14
FIELD GOALS	11	12
Field Goals Attempted	24	19
TOTAL POINTS SCORED	226	236
Touchdowns Scored	28	29
Touchdowns Rushing	10	13
Touchdowns Passing	15	14
Touchdowns Returns	3	2
Extra Points	25	26
Field Goals	11	12
Safeties	0	0

SCORING

	TDs	Ru	Pa	Int	Fu	KO	Pu	PAT	FG	S	Pts
Gossett, Bruce	0	0	0	0	0	0	0	25/27	11/24	0	58
Washington, Gene	6	0	6	0	0	0	0	0/0	0/0	0	36
Schreiber, Larry	4	3	1	0	0	0	0	0/0	0/0	0	24
Beasley, Terry	3	0	3	0	0	0	0	0/0	0/0	0	18
Williams, Delvin	3	3	0	0	0	0	0	0/0	0/0	0	18
Jackson, Wilbur	2	0	2	0	0	0	0	0/0	0/0	0	12
Johnson, Sammy	2	2	0	0	0	0	0	0/0	0/0	0	12
Kwalick, Ted	2	0	2	0	0	0	0	0/0	0/0	0	12
Moore, Manfred	2	1	0	0	0	0	1	0/0	0/0	0	12
Abramowicz, Dan	1	0	1	0	0	0	0	0/0	0/0	0	6
Belk, Bill	1	0	0	0	1	0	0	0/0	0/0	0	6
Owen, Tom	1	1	0	0	0	0	0	0/0	0/0	0	6
Wilcox, Dave	1	0	0	1	0	0	0	0/0	0/0	0	6
49ERS	28	10	15	1	1	0	1	25/27	11/24	0	226
OPPONENTS	29	13	14	1	1	0	0	26/29	12/19	0	236

Rookie Names in Italics

RUSHING	Att	Yds	Avg	LG	TD
Jackson, Wilbur	174	705	4.1	64	0
Schreiber, Larry	174	634	3.6	21	3
Johnson, Sammy	44	237	5.4	32	2
Williams, Delvin	36	201	5.6	71t	3
Reed, Joe	16	107	6.7	27	0
Owen, Tom	16	36	2.3	7	1
Snead, Norm	1	25	25.0	25	0
Moore, Manfred	10	24	2.4	8	1
Wittum, Tom	1	13	13.0	13	0
Washington, Gene	2	4	2.0	7	0
Morrison, Dennis	1	0	0.0	0	0
Mitchell, Tom	1	-2	-2.0	-2	0
Beasley, Terry	1	-3	-3.0	-3	0
49ERS	477	1,981	4.2	71t	10
OPPONENTS	503	2,033	4.0	33	13

RECEIVING	No	Yds	Avg	LG	TD
Schreiber, Larry	30	217	7.2	16	1
Washington, Gene	29	615	21.2	58t	6
Abramowicz, Dan	25	369	14.8	30	1
Jackson, Wilbur	23	190	8.3	31	2
Mitchell, Tom	19	262	13.8	25	0
Beasley, Terry	17	253	14.9	68t	3
Kwalick, Ted	13	231	17.8	36	2
Johnson, Sammy	11	106	9.6	23	0
Moore, Manfred	2	29	14.5	26	0
Williams, Delvin	1	9	9.0	9	0
49ERS	170	2,281	13.4	68t	15
OPPONENTS	178	2,178	12.2	64t	14

INTERCEPTIONS	No	Yds	Avg	LG	TD
McGill, Ralph	5	71	14.2	45	0
Nunley, Frank	4	30	7.5	20	0
Johnson, Jimmy	3	50	16.7	37	0
Holmes, Mike	3	26	8.7	14	0
Vanderbundt, Skip	2	22	11.0	18	0
Phillips, Mel	1	27	27.0	27	0
Wilcox, Dave	1	21	21.0	21t	1
Taylor, Bruce	1	0	0.0	0	0
49ERS	20	247	12.4	45	1
OPPONENTS	28	409	14.6	55	1

KICKOFF RETURNS	No	Yds	Avg	LG	TD
Holmes, Mike	25	612	24.5	57	0
Moore, Manfred	18	398	22.1	51	0
Jackson, Wilbur	5	103	20.6	30	0
Johnson, Sammy	2	31	15.5	17	0
West, Robert	1	0	0.0	0	0
49ERS	51	1,144	22.4	57	0
OPPONENTS	51	1,099	21.6	59	0

PUNT RETURNS	No	FC	Yds	Avg	LG	TD
McGill, Ralph	20	3	166	8.3	47	0
Moore, Manfred	5	0	149	29.8	88t	1
Holmes, Mike	9	0	45	5.0	22	0
Taylor, Bruce	10	2	38	3.8	21	0
49ERS	44	5	398	9.1	88t	1
OPPONENTS	46	2	491	10.7	45	0

PUNTING	No	Yds	Avg	LG	Blk
Wittum, Tom	68	2,800	41.2	67	1
Gossett, Bruce	2	56	28.0	31	0
49ERS	70	2,856	40.8	67	1
OPPONENTS	74	2,922	39.5	61	0

PASSING	Att	Comp	Pct	Yds	LG	TD	Int	QB
Owen, Tom	184	88	47.8	1,327	68t	10	15	56.1
Morrison, Dennis	51	21	41.2	227	26	1	5	21.9
Reed, Joe	74	29	39.2	316	58t	2	7	22.1
Snead, Norm	48	30	62.5	368	39t	2	1	91.3
Abramowicz, Dan	1	1	100.0	41	41	0	0	118.8
Spurrier, Steve	3	1	33.3	2	2	0	0	42.4
49ERS	361	170	47.1	2,281	68t	15	28	49.2
OPPONENTS	339	178	52.5	2,178	64t	14	20	61.8

1975 (5-9)

Dick Nolan, Coach

L	17	at Minnesota (48,418), S-21	27
L	14	Los Angeles Rams (55,072), S-28	23
W	20	at Kansas City (54,490), O-5	3
L	3	Atlanta (43,719), O-12	17
W	35	New Orleans (39,654), O-19	21
L	16	at New England (60,358), O-26	24
L	17	Detroit (42,683), N-2	28
W	24	at Los Angeles Rams (78,995), N-9	23
W	31	Chicago (41,319), N-16	3
W	16	at New Orleans (40,328), N-23	6
L	17	at Philadelphia (56,694), N-30	27
L	13	Houston (43,767), D-7	27
L	9	at Atlanta (38,501), D-14	31
L	23	New York Giants (33,939), D-21	26
255			286

TEAM STATISTICS		49ers	Opp
TOTAL FIRST DOWNS		240	253
By Rushing		86	102
By Passing		133	130
By Penalties		21	21
TOTAL NET YARDS		4,158	4,026
Net Yards Rushing		1,598	1,829
Net Yards Passing		2,560	2,197
TOTAL PLAYS FROM SCRIMMAGE		905	969
Rushes		422	518
Average Gain Per Rush		3.8	3.5
FORWARD PASSES ATTEMPTED		450	411
Number Completed		234	228
Per Cent Completed		52.0	55.5
Quarterback Sacks		33	40
Yards Lost		246	324
Passes Had Intercepted		19	11
Avg. Net Passing per Game		114.1	156.9
PUNTS		67	84
Total Yardage of Punts		2,804	3,536
Average Length		41.9	42.1
KICKOFF RETURNS		60	48
Total Yards Returned		1,372	1,061
Average Length of Return		22.9	22.1
PENALTIES		89	86
Yards Penalized		693	702
FUMBLES		44	34
Own Fumbles Recovered		19	18
Opponents' Fumbles Recovered		16	25
FIELD GOALS		14	17
Field Goals Attempted		28	22
TOTAL POINTS SCORED		255	286
Touchdowns Scored		31	34
Touchdowns Rushing		12	14
Touchdowns Passing		15	15
Touchdowns Returns		4	5
Extra Points		27	31
Field Goals		14	17
Safeties		0	0

SCORING	TDs	Ru	Pa	Int	Fu	KO	Pu	PAT	FG	S	Pts
Mike-Mayer, Steve	0	0	0	0	0	0	0	27/31	14/28	0	69
Washington, Gene	9	0	9	0	0	0	0	0/0	0/0	0	54
Schreiber, Larry	6	5	1	0	0	0	0	0/0	0/0	0	36
Williams, Delvin	4	3	1	0	0	0	0	0/0	0/0	0	24
Johnson, Sammy	3	3	0	0	0	0	0	0/0	0/0	0	18
Mitchell, Tom	3	0	3	0	0	0	0	0/0	0/0	0	18
Allen, Nate	1	0	0	1	0	0	0	0/0	0/0	0	6
Hart, Tommy	1	0	0	0	1	0	0	0/0	0/0	0	6
Holmes, Mike	1	0	1	0	0	0	0	0/0	0/0	0	6
McGill, Ralph	1	0	0	0	1	0	0	0/0	0/0	0	6
Snead, Norm	1	1	0	0	0	0	0	0/0	0/0	0	6
Washington, Dave*	1	0	0	0	0	1	0	0/0	0/0	0	6
49ERS	31	12	15	1	2	0	1	27/31	14/28	0	255
OPPONENTS	34	14	15	0	4	0	1	31/34	17/22	0	286

*ret. blkd punt

RUSHING	Att	Yds	Avg	LG	TD
Williams, Delvin	117	631	5.4	52	3
Schreiber, Larry	134	337	2.5	15	5
Jackson, Wilbur	78	303	3.9	44	0
Johnson, Sammy	55	185	3.4	26t	3
Spurrier, Steve	15	91	6.7	14	0
Snead, Norm	9	30	3.3	10	1
Johnson, Kermit	4	25	6.3	19	0
Moore, Manfred	3	10	3.3	4	0
Beasley, Terry	1	5	5.0	5	0
Owen, Tom	1	1	1.0	1	0
Hayes, Bob	2	-2	-1.0	-1	0
Holmes, Mike	1	-4	-4.0	-4	0
Washington, Gene	1	-4	-4.0	-4	0
Wittum, Tom	1	-10	-10.0	-10	0
49ERS	422	1,598	3.8	52	12
OPPONENTS	518	1,829	3.5	26t	14

RECEIVING	No	Yds	Avg	LG	TD
Washington, Gene	44	735	16.7	68t	9
Schreiber, Larry	40	289	7.2	20	1
Williams, Delvin	34	370	10.9	30	1
Mitchell, Tom	25	366	14.6	60t	3
Johnson, Sammy	23	177	7.7	20	0
Beasley, Terry	20	297	14.9	28	0
Jackson, Wilbur	17	128	7.5	20	0
Holmes, Mike	16	220	13.8	25	1
Hayes, Bob	6	119	19.8	36	0
Larson, Bill	5	64	12.8	24	0
Wittum, Tom	2	29	14.5	18	0
Moore, Manfred	1	11	11.0	11	0
Fahnhorst, Keith	1	1	1.0	1	0
49ERS	234	2,806	12.0	68t	15
OPPONENTS	228	2,521	11.1	65t	15

INTERCEPTIONS	No	Yds	Avg	LG	TD
Taylor, Bruce	3	29	9.7	15	0
Vanderbundt, Skip	2	36	18.0	21	0
Johnson, Jimmy	2	0	0.0	0	0
Allen, Nate	1	37	37.0	37t	1
McGill, Ralph	1	27	27.0	27	0
Nunley, Frank	1	6	6.0	6	0
Phillips, Mel	1	3	3.0	3	0
49ERS	11	138	12.6	37t	1
OPPONENTS	19	212	11.2	74	0

KICKOFF RETURNS	No	Yds	Avg	LG	TD
Moore, Manfred	26	650	25.0	52	0
Johnson, Sammy	17	400	23.5	41	0
Johnson, Kermit	6	135	22.5	27	0
Baker, Wayne	4	45	11.3	15	0
Holmes, Mike	2	59	29.5	44	0
Hart, Jeff	2	28	14.0	14	0
Williams, Delvin	1	24	24.0	24	0
Hall, Windlan	1	18	18.0	18	0
Fahnhorst, Keith	1	13	13.0	13	0
49ERS	60	1,372	22.9	52	0
OPPONENTS	48	1,061	22.1	50	0

PUNT RETURNS	No	FC	Yds	Avg	LG	TD
Taylor, Bruce	16	1	166	10.4	66	0
Moore, Manfred	16	0	160	10.0	17	0
McGill, Ralph	31	0	290	9.4	34	0
49ERS	63	1	616	9.8	66	0
OPPONENTS	43	1	490	11.4	76	0

PUNTING	No	Yds	Avg	LG	Blk
Wittum, Tom	67	2,804	41.9	64	3
49ERS	67	2,804	41.9	64	3
OPPONENTS	84	3,536	42.1	56	3

PASSING	Att	Comp	Pct	Yds	LG	TD	Int	QB
Snead, Norm	189	108	57.1	1,337	60t	9	10	73.0
Spurrier, Steve	207	102	49.3	1,151	68t	5	7	60.3
Owens, Tom	51	24	47.1	318	24	1	2	57.5
Johnson, Sammy	2	0	0.0	0	0	0	0	39.6
Washington, Gene	1	0	0.0	0	0	0	0	39.6
49ERS	450	234	52.0	2,806	68t	15	19	64.9
OPPONENTS	411	228	55.5	2,521	63t	15	11	74.9

1976 (8-6)

Monte Clark, Coach

W	26	at Green Bay (54,628), S-12	14
L	12	Chicago (44,158), S-19	19
W	37	at Seattle (59,108), S-26	21
W	17	New York Jets (42,961), O-3	6
W	16	at Los Angeles Rams (84,483), MON/O-11	0
W	33	New Orleans (43,160), O-17	3
W	15	Atlanta (50,240), SUN/O-23	0
L	20	at St. Louis (50,365), O-31	(OT) 23
L	21	Washington (56,134), N-7	24
L	16	at Atlanta (20,058), N-14	21
L	3	Los Angeles Rams (57,909), N-21	23
W	20	Minnesota (56,775), MON/N-29	16
L	7	at San Diego (33,539), D-5	(OT) 13
W	27	at New Orleans (42,536), D-12	7
270			190

TEAM STATISTICS

	49ers	Opp
TOTAL FIRST DOWNS	242	218
By Rushing	131	94
By Passing	91	102
By Penalties	20	22
TOTAL NET YARDS	4,085	3,562
Net Yards Rushing	2,447	1,786
Net Yards Passing	1,638	1,776
TOTAL PLAYS FROM SCRIMMAGE	916	922
Rushes	576	487
Average Gain Per Rush	4.3	3.7
FORWARD PASSES ATTEMPTED	306	374
Number Completed	155	180
Per Cent Completed	50.7	48.1
Quarterback Sacks	34	61
Yards Lost	325	573
Passes Had Intercepted	21	9
Avg. Net Passing per Game	117.0	126.9
PUNTS	91	108
Total Yardage of Punts	3,634	4,327
Average Length	39.9	40.1
KICKOFF RETURNS	38	46
Total Yards Returned	777	924
Average Length of Return	20.5	20.1
PENALTIES	102	94
Yards Penalized	848	906
FUMBLES	30	37
Own Fumbles Recovered	18	21
Opponents' Fumbles Recovered	16	12
FIELD GOALS	16	6
Field Goals Attempted	28	21
TOTAL POINTS SCORED	270	190
Touchdowns Scored	32	25
Touchdowns Rushing	14	10
Touchdowns Passing	15	13
Touchdowns Returns	3	2
Extra Points	26	20
Field Goals	16	6
Safeties	2	1

SCORING

	TDs	Ru	Pa	Int	Fu	KO	Pu	PAT	FG	S	Pts
Mike-Mayer, Steve	0	0	0	0	0	0	0	26/30	16/28	0	74
Williams, Delvin	9	7	2	0	0	0	0	0/0	0/0	0	54
Washington, Gene	6	0	6	0	0	0	0	0/0	0/0	0	36
McGee, Willie	4	0	4	0	0	0	0	0/0	0/0	0	24
Bull, Scott	2	2	0	0	0	0	0	0/0	0/0	0	12
Jackson, Wilbur	2	1	1	0	0	0	0	0/0	0/0	0	12
Johnson, Sammy	2	2	0	0	0	0	0	0/0	0/0	0	12
Elam, Cleveland	1	0	0	0	1	0	0	0/0	0/0	0	6
Ferrell, Bob	1	1	0	0	0	0	0	0/0	0/0	0	6
Hofer, Paul	1	0	1	0	0	0	0	0/0	0/0	0	6
Johnson, Kermit	1	1	0	0	0	0	0	0/0	0/0	0	6
Leonard, Anthony	1	0	0	0	0	0	1	0/0	0/0	0	6
McGill, Ralph	1	0	0	0	0	0	1	0/0	0/0	0	6
Mitchell, Tom	1	0	1	0	0	0	0	0/0	0/0	0	6
Hart, Tommy	0	0	0	0	0	0	0	0/0	0/0	1	2
Team	0	0	0	0	0	0	0	0/0	0/0	1	2
49ERS	32	14	15	0	1	0	2	26/30	16/28	2	270
OPPONENTS	25	10	13	2	0	0	0	20/24	6/21	1	190

Rookie Names in Italics

RUSHING	Att	Yds	Avg	LG	TD
Williams, Delvin	248	1,203	4.9	80t	7
Jackson, Wilbur	200	792	4.0	24	1
Johnson, Kermit	32	99	3.1	16	1
Plunkett, Jim	19	95	5.0	12	0
Hofer, Paul	18	74	4.1	17	0
Bull, Scott	15	66	4.4	18	2
Johnson, Sammy	24	52	2.2	12	2
Ferrell, Bob	9	28	3.1	11	1
Domres, Marty	4	18	4.5	8	0
Lash, Jim	3	5	1.7	8	0
McGee, Willie	3	12	4.0	19	0
Washington, Gene	1	3	3.0	3	0
49ERS	576	2,447	4.3	80t	14
OPPONENTS	487	1,786	3.7	29	10

RECEIVING	No	Yds	Avg	LG	TD
Washington, Gene	33	457	13.8	55t	6
Jackson, Wilbur	33	324	9.8	32	1
Williams, Delvin	27	283	10.5	85t	2
Mitchell, Tom	20	240	12.0	27	1
McGee, Willie	13	269	20.7	52t	4
Lash, Jim	13	190	14.6	43	0
Johnson, Sammy	5	52	10.4	24	0
Hofer, Paul	4	45	11.3	13t	1
Harrison, Ken	3	65	21.7	41	0
Johnson, Kermit	1	11	11.0	11	0
Obradovich, Jim	1	11	11.0	11	0
Ferrell, Bob	1	9	9.0	9	0
Rivera, Steve	1	7	7.0	7	0
49ERS	155	1,963	12.7	85t	15
OPPONENTS	180	2,349	13.1	77t	13

INTERCEPTIONS	No	Yds	Avg	LG	TD
Rhodes, Bruce	3	42	14.0	30	0
Phillips, Mel	2	14	7.0	14	0
Vanderbundt, Skip	2	8	4.0	8	0
Johnson, Jimmy	1	17	17.0	17	0
Nunley, Frank	1	12	12.0	12	0
49ERS	9	93	10.3	30	0
OPPONENTS	21	253	12.1	43	2

KICKOFF RETURNS	No	Yds	Avg	LG	TD
Leonard, Anthony	26	553	21.3	39	0
Hofer, Paul	5	91	18.2	23	0
Johnson, Kermit	4	114	28.5	40	0
Mitchell, Tom	2	7	3.5	7	0
Ferrell, Bob	1	12	12.0	12	0
49ERS	38	777	20.5	40	0
OPPONENTS	46	924	20.1	38	0

PUNT RETURNS	No	FC	Yds	Avg	LG	TD
Rhodes, Bruce	16	2	142	8.9	22	0
Leonard, Anthony	35	5	293	8.4	60t	1
McGill, Ralph	10	1	103	10.3	50	1
Taylor, Bruce	3	1	16	5.3	11	0
Rivera, Steve	1	0	3	3.0	3	0
49ERS	65	9	557	8.6	60t	2
OPPONENTS	52	2	351	6.8	25	0

PUNTING	No	Yds	Avg	LG	Blk
Wittum, Tom	89	3,634	40.8	68	2
49ERS	89	3,634	40.8	68	2
OPPONENTS	108	4,327	40.1	72	1

PASSING	Att	Comp	Pct	Yds	LG	TD	Int	QB
Plunkett, Jim	243	126	51.9	1,592	85t	13	16	63.0
Domres, Marty	14	7	50.0	101	41	0	1	44.0
Bull, Scott	48	21	43.8	252	30	2	4	36.6
Williams, Delvin	1	1	100.0	18	18	0	0	118.8
49ERS	306	155	50.7	1,963	85t	15	21	58.8
OPPONENTS	374	180	48.1	2,249	77t	13	9	68.8

1977 (5-9)

Ken Meyer, Coach

L	0	at Pittsburgh (48,046), MON /S-19	27
L	15	Miami (40,503), S-25	19
L	14	at Los Angeles Rams (55,466), O-2	34
L	0	Atlanta (38,009), O-9	7
L	17	at New York Giants (70,366), O-16	20
W	28	Detroit (39,392), O-23	7
W	20	Tampa Bay (34,750), O-30	10
W	10	at Atlanta (46,577), N-6	3
W	10	at New Orleans (41,564), N-13	(OT) 7
L	10	Los Angeles Rams (56,779), N-20	23
W	20	New Orleans (33,702), N-27	17
L	27	at Minnesota (40,745), D-4	28
L	35	Dallas (55,848), MON /D-12	42
L	14	at G.B. in Milwaukee (44,902), D-18	16
220			260

TEAM STATISTICS		49ers	Opp
TOTAL FIRST DOWNS		219	221
By Rushing		126	107
By Passing		81	94
By Penalties		12	20
TOTAL NET YARDS		3,594	3,457
Net Yards Rushing		2,086	1,869
Net Yards Passing		1,508	1,588
TOTAL PLAYS FROM SCRIMMAGE		877	863
Rushes		564	551
Average Gain Per Rush		3.7	3.4
FORWARD PASSES ATTEMPTED		277	270
Number Completed		136	139
Per Cent Completed		49.1	51.5
Quarterback Sacks		36	42
Yards Lost		289	360
Passes Had Intercepted		17	8
Avg. Net Passing per Game		107.7	113.4
PUNTS		80	86
Total Yardage of Punts		2,801	3,228
Average Length		35.0	37.5
KICKOFF RETURNS		49	48
Total Yards Returned		1,174	1,025
Average Length of Return		24.0	21.4
PENALTIES		99	96
Yards Penalized		830	820
FUMBLES		27	21
Own Fumbles Recovered		19	11
Opponents' Fumbles Recovered		10	8
FIELD GOALS		11	13
Field Goals Attempted		19	22
TOTAL POINTS SCORED		220	260
Touchdowns Scored		27	32
Touchdowns Rushing		16	16
Touchdowns Passing		9	14
Touchdowns Returns		2	2
Extra Points		25	29
Field Goals		11	13
Safeties		0	0

SCORING	TDs	Ru	Pa	Int	Fu	KO	Pu	PAT	FG	S	Pts
Williams, Delvin	9	7	2	0	0	0	0	0/0	0/0	0	54
Wersching, Ray	0	0	0	0	0	0	0	23/23	10/17	0	53
Jackson, Wilbur	7	7	0	0	0	0	0	0/0	0/0	0	42
Washington, Gene	5	0	5	0	0	0	0	0/0	0/0	0	30
Baldassin, Mike	1	0	0	0	0	0	1*	0/0	0/0	0	6
Ferrell, Bob	1	1	0	0	0	0	0	0/0	0/0	0	6
Harrison, Kenny	1	0	1	0	0	0	0	0/0	0/0	0	6
Plunkett, Jim	1	1	0	0	0	0	0	0/0	0/0	0	6
Seal, Paul	1	0	1	0	0	0	0	0/0	0/0	0	6
Williams, Dave	1	0	0	0	0	1	0	0/0	0/0	0	6
Wittum, Tom	0	0	0	0	0	0	0	2/4	1/2	0	5
49ERS	27	16	9	0	0	1	1	25/27	11/19	0	220
OPPONENTS	32	16	14	1	0	1	0	29/32	13/22	0	260

*rcvrd blkd punt

RUSHING	Att	Yds	Avg	LG	TD
Williams, Delvin	268	931	3.5	40	7
Jackson, Wilbur	179	780	4.4	80	7
Ferrell, Bob	41	160	3.9	12	1
Hofer, Paul	34	106	3.1	10	0
Plunkett, Jim	28	71	2.5	9	1
Bull, Scott	5	20	4.0	8	0
Harrison, Kenny	6	15	2.5	15	0
Williams, Dave	2	6	3.0	6	0
McGee, Willie	1	-3	-3.0	-3	0
49ERS	564	2,086	3.7	80	16
OPPONENTS	551	1,869	3.4	42t	16

RECEIVING	No	Yds	Avg	LG	TD
Washington, Gene	32	638	19.9	47t	5
Jackson, Wilbur	22	169	7.7	24	0
Williams, Dave	20	179	9.0	17	2
Mitchell, Tom	19	226	11.9	31	0
Harrison, Ken	15	217	14.5	46	1
Seal, Paul	13	230	17.7	47t	1
Hofer, Paul	5	46	9.2	16	0
Lash, Jim	3	22	7.3	16	0
McGee, Willie	2	27	13.5	14	0
Obradovich, Jim	2	16	8.0	11	0
Ferrell, Bob	2	12	6.0	7	0
Cline, Tony	1	15	15.0	15	0
49ERS	136	1,797	13.2	47t	9
OPPONENTS	139	1,948	14.0	73t	14

INTERCEPTIONS	No	Yds	Avg	LG	TD
Washington, Dave	2	68	34.0	50	0
Phillips, Mel	2	23	11.5	23	0
McGill, Ralph	1	30	30.0	30	0
Harper, Willie	1	6	6.0	6	0
Vanderbundt, Skip	1	6	6.0	6	0
Leonard, Anthony	1	0	0.0	0	0
49ERS	8	133	16.6	50	0
OPPONENTS	17	298	17.5	42	1

KICKOFF RETURNS	No	Yds	Avg	LG	TD
Hofer, Paul	36	871	24.2	48	0
Williams, Delvin	4	122	30.5	80t	1
Jennings, Rick	3	60	20.0	24	0
Ferrell, Bob	3	35	11.7	17	0
Leonard, Anthony	1	68	68.0	68	0
Obradovich, Jim	1	9	9.0	9	0
Williams, Dave	1	9	9.0	9	0
49ERS	49	1,174	24.0	80t	1
OPPONENTS	48	1,025	21.4	92t	1

PUNT RETURNS	No	FC	Yds	Avg	LG	TD
Leonard, Anthony	22	2	154	7.0	19	0
Black, Stan	13	1	38	2.9	11	0
Jennings, Rick	7	1	32	4.6	13	0
Rivera, Steve	3	0	7	2.3	3	0
Williams, Dave	1	0	60	60.0	60	0
Elia, Bruce	1	0	1	1.0	1	0
Baldassin, Mike	1	1	0	0.0	0	0
49ERS	48	5	292	6.1	60	0
OPPONENTS	47	6	444	9.5	63	0

PUNTING	No	Yds	Avg	LG	Blk
Wittum, Tom	77	2,801	36.4	54	3
49ERS	77	2,801	36.4	54	3
OPPONENTS	86	3,228	37.5	62	1

PASSING	Att	Comp	Pct	Yds	LG	TD	Int	QB
Plunkett, Jim	248	128	51.6	1,693	47t	9	14	62.1
Bull, Scott	24	7	29.2	89	26	0	2	7.8
Wittum, Tom	3	1	33.3	15	15	0	0	50.7
Harrison, Kenny	1	0	0.0	0	0	0	0	39.6
Williams, Delvin	1	0	0.0	0	0	0	1	39.6
49ERS	277	136	49.1	1,797	47t	9	17	55.3
OPPONENTS	270	139	51.5	1,948	73t	14	8	80.0

1978 (2-14)

Coach*

L	7	at Cleveland (68,973), S-3	24
L	13	Chicago (49,502), S-10	16
L	19	at Houston (46,161), S-17	20
L	10	at New York Giants (71,536), S-24	27
W	28	Cincinnati (41,107), O-1	12
L	10	at Los Angeles Rams (59,337), O-8	27
L	7	New Orleans (37,671), O-15	14
L	17	Atlanta (34,133), O-22	20
L	20	at Washington (53,706), O-29	38
L	10	at Atlanta (55,468), N-5	21
L	10	St. Louis (33,155), N-12	16
L	28	Los Angeles Rams (45,022), N-19	31
L	7	Pittsburgh (51,657), MON /N-27	24
L	13	at New Orleans (50,068), D-3	24
W	6	Tampa Bay (30,931), D-10	3
L	14	at Detroit (56,674), D-17	33

219

350

* Pete McCulley was fired after 9 games and Fred O'Connor was appointed his successor.

TEAM STATISTICS

	49ers	Opp
TOTAL FIRST DOWNS	257	298
By Rushing	117	128
By Passing	106	133
By Penalties	34	37
TOTAL YARDS GAINED	4,047	5,024
By Rushing	2,091	2,365
By Passing	1,956	2,659
TOTAL PLAYS FROM SCRIMMAGE	1,062	1,097
Rushes	585	649
Average Gain Per Rush	3.6	3.6
NET YARDS PASSING	1,956	2,659
Passes Attempted	435	413
Passes Completed	190	219
Percent Completed	43.2	53.0
Had Intercepted	36	18
Times Sacked	42	35
Lost Attempting to Pass	350	289
PUNTS	97	87
Total Yardage of Punts	3,583	3,497
Average Length	39.6	40.2
KICKOFF RETURNS	73	47
Total Yards Returned	1,421	928
Average Length of Return	19.5	19.7
PENALTIES	115	154
Yards Penalized	930	1,301
FUMBLES	56	50
Own Fumbles Recovered	29	23
Opponents' Fumbles Recovered	27	27
FIELD GOALS	15	23
Field Goals Attempted	23	38
TOTAL POINTS SCORED	219	350
Touchdowns Scored	25	40
Touchdowns Rushing	14	17
Touchdowns Passing	9	20
Touchdown Returns	2	3
Extra Points	24	39
Safeties	0	1

SCORING

	TDs	Ru	Pa	Int	Fu	KO	Pu	PAT	FG	S	Pts
Wersching, Ray	0	0	0	0	0	0	0	24/25	15/23	0	69
Hofer, Paul	7	7	0	0	0	0	0	0/0	0/0	0	42
Simpson, O.J.	3	1	2	0	0	0	0	0/0	0/0	0	18
Solomon, Freddie	3	1	2	0	0	0	0	0/0	0/0	0	18
Boykin, Greg	2	2	0	0	0	0	0	0/0	0/0	0	12
Seal, Paul	2	0	2	0	0	0	0	0/0	0/0	0	12
Boyd, Elmo	1	0	1	0	0	0	0	0/0	0/0	0	6
Bull, Scott	1	1	0	0	0	0	0	0/0	0/0	0	6
DeBerg, Steve	1	1	0	0	0	0	0	0/0	0/0	0	6
Ferrell, Bob	1	1	0	0	0	0	0	0/0	0/0	0	6
Leonard, Anthony	1	0	0	1	0	0	0	0/0	0/0	0	6
MacAfee, Ken	1	0	1	0	0	0	0	0/0	0/0	0	6
Steptoe, Jack	1	0	1	0	0	0	0	0/0	0/0	0	6
Williams, Dave	1	0	0	0	0	1	0	0/0	0/0	0	6
49ERS	25	14	9	1	0	1	0	24/25	15/23	0	219
OPPONENTS	40	17	20	1	1	0	1*	39/40	23/38	1	350

*ret of blkd punt

Rookie Names in Italics

RUSHING

	Att	Yds	Avg	LG	TD
Simpson, O.J.	161	593	3.7	34	1
Ferrell, Bob	125	471	3.8	20	1
Hofer, Paul	121	465	3.8	40	7
Boykin, Greg	102	361	3.5	23	2
Bull, Scott	29	100	3.5	15t	1
Solomon, Freddie	14	70	5.0	17	1
DeBerg, Steve	15	20	1.3	7	1
Williams, Dave	15	18	1.2	6	0
<i>Carr, Earl</i>	1	2	2.0	2	0
Elia, Bruce	1	0	0.0	0	0
Jones, Larry	1	-9	-9.0	-9	0
49ERS	585	2,091	3.6	40	14
OPPONENTS	649	2,365	3.6	39	17

RECEIVING

	No	Yds	Avg	LG	TD
Solomon, Freddie	31	458	14.8	58t	2
MacAfee, Ken	22	205	9.3	22	1
Seal, Paul	21	370	17.6	41t	2
Simpson, O.J.	21	172	8.2	19	2
Boykin, Greg	19	112	5.9	22	0
Harrison, Ken	16	320	20.0	50	0
Ferrell, Bob	16	123	7.7	14	0
Hofer, Paul	12	170	14.2	46	0
<i>LeCount, Terry</i>	10	131	13.1	30	0
Williams, Dave	10	63	6.3	13	0
<i>Boyd, Elmo</i>	9	115	12.8	32	1
<i>Steptoe, Jack</i>	2	46	23.0	35t	1
Jones, Larry	1	21	21.0	21	0
49ERS	190	2,306	12.1	58t	9
OPPONENTS	219	2,948	13.5	71	20

INTERCEPTIONS

	No	Yds	Avg	LG	TD
Crist, Chuck	6	159	26.5	32	0
Leonard, Anthony	4	44	11.0	30	1
Lewis, Eddie	3	17	5.7	11	0
Odom, Ricky	2	19	9.5	19	0
Roberson, Vern	1	31	31.0	31	0
Bunz, Dan	1	13	13.0	13	0
<i>Nichols, Mark</i>	1	0	0.0	0	0
49ERS	18	283	15.7	32	1
OPPONENTS	36	608	16.9	64	1

KICKOFF RETURNS

	No	Yds	Avg	LG	TD
Williams, Dave	34	745	21.9	89t	1
Hofer, Paul	18	386	21.4	40	0
<i>LeCount, Terry</i>	5	91	18.2	23	0
<i>Hughes, Ernie</i>	4	53	22.8	17	0
<i>Nichols, Mark</i>	3	39	17.7	20	0
Boykin, Greg	3	37	13.0	25	0
<i>Walker, Elliott</i>	2	25	18.5	23	0
<i>Downing, Walt</i>	2	13	12.5	13	0
Ferrell, Bob	1	24	13.0	24	0
<i>Quillan, Fred</i>	1	8	24.0	8	0
49ERS	73	1,421	19.5	89t	1
OPPONENTS	47	928	19.7	36	0

PUNT RETURNS

	No	FC	Yds	Avg	LG	TD
<i>Steptoe, Jack</i>	11	0	129	11.7	28	0
Jones, Larry	10	1	86	8.6	52	0
Solomon, Freddie	9	5	35	3.9	11	0
<i>Shumann, Mike</i>	8	1	40	5.0	36	0
Leonard, Anthony	8	5	26	3.3	14	0
Roberson, Vern	1	0	7	7.0	7	0
49ERS	47	12	323	6.9	52	0
OPPONENTS	46	16	356	7.7	44	0

PUNTING

	No	Yds	Avg	TB	I-20	LG	Bik
<i>Connell, Mike</i>	96	3,583	37.3	10	15	59	1
49ERS	96	3,583	37.3	10	15	59	1
OPPONENTS	87	3,497	40.2	13	17	62	0

PASSING

	Att	Comp	Pct	Yds	LG	TD	Int	QB
DeBerg, Steve	302	137	45.4	1,570	58t	8	22	40.0
Bull, Scott	121	48	39.7	651	48	1	11	22.4
Solomon, Freddie	10	5	30.0	85	30	0	1	22.9
<i>Threadgill, Bruce</i>	2	0	0.0	0	0	0	2	0.0
49ERS	435	190	43.7	2,306	58t	9	36	32.6
OPPONENTS	413	219	53.0	2,948	71	20	18	74.0

1979 (2-14)

Bill Walsh, Coach

L	22	at Minnesota (46,539), S-2	28
L	13	Dallas (56,728), S-9	21
L	24	at Los Angeles Rams (44,303), S-16	27
L	21	New Orleans (39,727), S-23	30
L	9	at San Diego (50,893), S-30	31
L	24	Seattle (44,592), O-7	35
L	16	at New York Giants (70,352), O-14	32
W	20	Atlanta (33,952), O-21	15
L	27	Chicago (42,773), O-28	28
L	10	at Oakland Raiders (52,764), N-4	23
L	20	at New Orleans (65,551), N-11	31
L	28	Denver (42,910), N-18	38
L	20	Los Angeles Rams (49,282), N-25	26
L	10	at St. Louis (41,593), D-2	13
W	23	Tampa Bay (44,506), D-9	7
L	21	at Atlanta (37,211), D-16	31

308

416

TEAM STATISTICS

	49ers	Opp
TOTAL FIRST DOWNS	336	326
By Rushing	120	136
By Passing	200	160
By Penalties	16	30
TOTAL YARDS GAINED	5,573	5,393
By Rushing	1,932	2,213
By Passing	3,641	3,180
TOTAL PLAYS FROM SCRIMMAGE	1,099	1,014
Rushes	480	544
Average Gain Per Rush	4.0	4.1
NET YARDS PASSING	3,641	3,180
Passes Attempted	602	441
Passes Completed	361	262
Percent Completed	60.0	59.4
Had Intercepted	21	15
Times Sacked	17	29
Lost Attempting to Pass	119	227
PUNTS	72	74
Total Yardage of Punts	2,626	2,817
Average Length	36.5	38.1
KICKOFF RETURNS	75	68
Total Yards Returned	1,538	1,367
Average Length of Return	20.5	20.1
PENALTIES	95	119
Yards Penalized	853	858
FUMBLES	37	33
Own Fumbles Recovered	19	15
Opponents' Fumbles Recovered	18	18
FIELD GOALS	20	14
Field Goals Attempted	24	17
TOTAL POINTS SCORED	308	416
Touchdowns Scored	36	54
Touchdowns Rushing	17	24
Touchdowns Passing	18	25
Touchdown Returns	1	5
Extra Points	32	46
Safeties	0	2

SCORING

	TDs	Ru	Pa	Int	Fu	KO	Pu	PAT	FG	S	Pts
Wersching, Ray	0	0	0	0	0	0	0	32/35	20/24	0	92
Hofer, Paul	9	7	2	0	0	0	0	0/0	0/0	0	54
Solomon, Freddie	8	1	7	0	0	0	0	0/0	0/0	0	48
MacAfee, Ken	4	0	4	0	0	0	0	0/0	0/0	0	24
Shumann, Mike	4	0	4	0	0	0	0	0/0	0/0	0	24
Elliott, Lenvil	3	3	0	0	0	0	0	0/0	0/0	0	18
Simpson, O.J.	3	3	0	0	0	0	0	0/0	0/0	0	18
Jackson, Wilbur	2	2	0	0	0	0	0	0/0	0/0	0	12
Bruer, Bob	1	0	1	0	0	0	0	0/0	0/0	0	6
Francis, Phil	1	1	0	0	0	0	0	0/0	0/0	0	6
Owens, James	1	0	0	0	0	1	0	0/0	0/0	0	6
+Montana, Joe	0	0	0	0	0	0	0	0/1	0/0	0	0
49ERS	36	17	18	0	0	1	0	32/36	20/24	0	308
OPPONENTS**	54	24	25	1	2	0	1*	46/54	14/17	2	416

*ret. of blkd punt **had one ret. of blkd FGA

+ incomplete pass on PAT attempt

Rookie Names in Italics

RUSHING	Att	Yds	Avg	LG	TD
Hofer, Paul	123	615	5.0	47	7
Simpson, O.J.	120	460	3.8	22	3
Jackson, Wilbur	114	375	3.3	16	2
Elliott, Lenvil	33	135	4.1	12	3
Francis, Phil	31	118	3.8	16	1
Solomon, Freddie	6	85	14.2	56t	1
Owens, James	8	52	6.5	19	0
Ferrell, Bob	8	33	4.1	8	0
Hogan, Mike	9	31	3.4	6	0
Montana, Joe	3	22	7.3	13	0
DeBerg, Steve	17	10	0.6	8	0
Melville, Dan	3	0	0.0	0	0
Bruer, Bob	5	-4	-0.8	6	0
49ERS	480	1,932	4.0	56t	17
OPPONENTS	544	2,213	4.1	38	24

RECEIVING	No	Yds	Avg	LG	TD
Hofer, Paul	58	662	11.4	44	2
Solomon, Freddie	57	807	14.2	44t	7
Jackson, Wilbur	53	422	8.0	34	0
Shumann, Mike	39	452	11.6	39	4
Francis, Phil	32	198	6.2	19	0
Bruer, Bob	26	254	9.8	19	1
MacAfee, Ken	24	266	11.1	50	4
Elliott, Lenvil	23	197	8.6	30	0
Clark, Dwight	18	232	12.9	30	0
Owens, James	10	121	12.1	17	0
Hogan, Mike	9	65	7.2	17	0
Simpson, O.J.	7	46	6.6	14	0
Seal, Paul	3	34	11.3	14	0
Ferrell, Bob	2	4	2.0	3	0
49ERS	361	3,760	10.4	50	18
OPPONENTS	262	3,407	13.0	85	25

INTERCEPTIONS	No	Yds	Avg	LG	TD
Hicks, Dwight	5	57	11.4	29	0
Williams, Gerard	4	38	9.5	22	0
Cornelius, Charles	3	54	18.0	54	0
Gray, Tim	1	20	20.0	20	0
Bunz, Dan	1	2	2.0	2	0
Morgan, Melvin	1	0	0.0	13	0
49ERS	15	171	11.4	54	0
OPPONENTS	21	355	16.9	91t	2

KICKOFF RETURNS	No	Yds	Avg	LG	TD
Owens, James	41	1,002	24.4	85t	1
Elliott, Lenvil	9	170	18.9	33	0
Hofer, Paul	8	124	15.5	23	0
Francis, Phil	7	103	14.7	23	0
Ferrell, Bob	6	78	13.0	18	0
Hicks, Dwight	2	36	18.0	19	0
Bruer, Bob	1	20	20.0	20	0
Barrett, Jean	1	5	5.0	5	0
49ERS	75	1,538	20.5	85t	1
OPPONENTS	68	1,367	20.1	70	0

PUNT RETURNS	No	FC	Yds	Avg	LG	TD
Solomon, Freddie	23	2	142	6.2	14	0
Hicks, Dwight	13	3	120	9.2	33	0
Dungy, Tony	8	3	52	6.5	11	0
49ERS	44	8	314	7.1	33	0
OPPONENTS	37	7	262	7.1	44	0

PUNTING	No	Yds	Avg	TB	I-20	LG	Bk
Melville, Dan	71	2,626	37.0	10	15	53	1
49ERS	71	2,626	37.0	10	15	53	1
OPPONENTS	74	2,817	38.1	6	14	63	0

PASSING	Att	Comp	Pct	Yds	LG	TD	Int	QB
DeBerg, Steve	578	347	60.0	3,652	50	17	21	73.1
Montana, Joe	23	13	56.5	96	18	1	0	81.1
Solomon, Freddie	1	1	100.0	12	12	0	0	116.7
49ERS	602	361	60.0	3,760	50	18	21	73.5
OPPONENTS	441	262	59.4	3,407	85	25	15	88.5

1980 (6-10)

Bill Walsh, Coach

W	26	at New Orleans (58,621), S-7	23
W	24	St. Louis (49,999), S-14	(OT) 21
W	37	at New York Jets (50,608), S-21	27
L	17	Atlanta (56,518), S-28	20
L	26	at Los Angeles Rams (62,188), O-5	48
L	14	at Dallas (63,399), O-12	59
L	17	Los Angeles Rams (55,360), O-19	31
L	23	Tampa Bay (51,925), O-26	24
L	13	at Detroit (78,845), N-2	17
L	16	at G.B. in Milwaukee (54,475), N-9	23
L	13	at Miami (45,135), N-16	17
W	12	New York Giants (38,574), N-23	0
W	21	New England (45,254), N-30	17
W	38	New Orleans (37,949), D-7	(OT) 35
L	10	at Atlanta (55,767), D-14	35
L	13	Buffalo (37,476), D-21	18
320			415

TEAM STATISTICS

	49ers	Opp
TOTAL FIRST DOWNS	298	341
By Rushing	105	137
By Passing	171	185
By Penalties	22	19
TOTAL YARDS GAINED	5,320	5,969
By Rushing	1,743	2,218
By Passing	3,577	3,751
TOTAL PLAYS FROM SCRIMMAGE	1,042	556
Rushes	415	556
Average Gain Per Rush	4.2	4.0
NET YARDS PASSING	3,577	3,751
Passes Attempted	597	495
Passes Completed	363	327
Percent Completed	60.8	66.1
Had Intercepted	26	17
Times Sacked	30	31
Lost Attempting to Pass	222	207
PUNTS	77	67
Total Yardage of Punts	3,152	2,560
Average Length	40.9	38.2
KICKOFF RETURNS	75	58
Total Yards Returned	1,385	1,203
Average Length of Return	18.5	20.7
PENALTIES	109	92
Yards Penalized	933	286
FUMBLES	39	34
Own Fumbles Recovered	25	17
Opponents' Fumbles Recovered	17	14
FIELD GOALS	15	17
Field Goals Attempted	19	26
TOTAL POINTS SCORED	320	415
Touchdowns Scored	40	52
Touchdowns Rushing	10	20
Touchdowns Passing	27	29
Touchdown Returns	3	3
Extra Points	33	50
Safeties	1	1

SCORING

	TDs	Ru	Pa	Int	Fu	KO	Pu	PAT	FG	S	Pts
Wersching, Ray	0	0	0	0	0	0	0	33/39	15/19	0	78
Solomon, Freddie	10	0	8	0	0	0	2	0/0	0/0	0	60
Cooper, Earl	9	5	4	0	0	0	0	0/0	0/0	0	54
Clark, Dwight	8	0	8	0	0	0	0	0/0	0/0	0	48
Elliott, Lenvil	3	2	1	0	0	0	0	0/0	0/0	0	18
Hofer, Paul	3	1	2	0	0	0	0	0/0	0/0	0	18
Montana, Joe	2	2	0	0	0	0	0	0/0	0/0	0	12
Ramson, Eason	2	0	2	0	0	0	0	0/0	0/0	0	12
Young, Charle	2	0	2	0	0	0	0	0/0	0/0	0	12
Owens, James	1	0	0	0	0	1	0	0/0	0/0	0	6
Stuckey, Jim	0	0	0	0	0	0	0	0/0	0/0	1	2
49ERS	40	10	27	0	0	1	2	33/39	15/19	1	320
OPPONENTS	52	20	29	2	1	0	0	50/52	17/26	0	415

RUSHING

	Att	Yds	Avg	LG	TD
Cooper, Earl	171	720	4.2	47	5
Elliott, Lenvil	76	341	4.5	20	2
Hofer, Paul	60	293	4.9	26t	1
Woods, Don	50	229	4.6	23	0
Montana, Joe	32	77	2.4	11	2
Solomon, Freddie	8	56	7.0	11	0
Francis, Phil	7	36	5.1	14	0
DeBerg, Steve	6	4	0.7	7	0
Patton, Ricky	1	1	1.0	1	0
Ramson, Eason	2	-2	-1.0	4	0
Miller, Jim	2	-12	-6.0	0	0
49ERS	415	1,743	4.2	47	10
OPPONENTS	556	2,218	4.0	48	20

RECEIVING

	No	Yds	Avg	LG	TD
Cooper, Earl	83	567	6.8	66t	4
Clark, Dwight	82	991	12.1	71t	8
Solomon Freddie	48	658	13.7	93t	8
Hofer, Paul	41	467	11.4	28	2
Young, Charle	29	325	11.2	41	2
Elliott, Lenvil	27	285	10.6	45t	1
Ramson, Eason	21	179	8.5	22	2
Woods, Don	20	171	8.6	23	0
Owens, James	9	133	14.8	29	0
Francis, Phil	3	23	7.7	15	0
49ERS	363	3,799	10.5	93t	27
OPPONENTS	327	3,958	12.1	81t	29

INTERCEPTIONS

	No	Yds	Avg	LG	TD
Hicks, Dwight	4	73	18.3	44	0
Churchman, Ricky	4	7	1.8	7	0
Leopold, Bobby	2	23	11.5	13	0
Turner, Keena	2	15	7.5	11	0
Williams, Gerard	1	28	28.0	28	0
Rhodes, Ray	1	25	25.0	25	0
Johnson, Charles	1	15	15.0	15	0
Puki, Craig	1	0	0.0	0	0
Tautolo, Terry	1	0	0.0	0	0
49ERS	17	186	10.9	44	0
OPPONENTS	26	319	12.3	48	2

KICKOFF RETURNS

	No	Yds	Avg	LG	TD
Owens, James	31	726	23.4	101t	1
Elliott, Lenvil	18	321	17.8	32	0
Anderson, Terry	6	104	17.3	22	0
Solomon, Freddie	5	60	12.0	32	0
Francis, Phil	4	61	15.3	32	0
Patton, Ricky	4	43	10.8	19	0
Johnson, Charles	2	10	5.0	22	0
Ramson, Eason	1	18	1.8	18	0
Tautolo, Terry	1	16	16.0	16	0
Young, Charle	1	14	14.0	14	0
Hughes, Ernie	1	10	10.0	10	0
Hofer, Paul	1	2	2.0	2	0
49ERS	75	1,385	18.5	101t	1
OPPONENTS	58	1,203	20.7	52	0

PUNT RETURNS

	No	FC	Yds	Avg	LG	TD
Solomon, Freddie	27	3	298	11.0	57t	2
Hicks, Dwight	12	3	58	4.8	10	0
Robinson, Jimmy	3	0	36	12.0	21	0
Churchman, Ricky	2	0	16	8.0	13	0
Ferrell, Bob	1	0	1	1.0	1	0
49ERS	45	6	409	9.1	57t	2
OPPONENTS	48	11	530	11.0	43	0

PUNTING

	No	Yds	Avg	TB	I-20	LG	Bik
Miller, Jim	77	3,152	40.9	5	11	65	0
49ERS	77	3,152	40.9	5	11	65	0
OPPONENTS	67	2,560	38.2	6	10	64	0

PASSING

	Att	Comp	Pct	Yds	LG	TD	Int	QB
Montana, Joe	273	176	64.5	1,795	71t	15	9	87.8
DeBerg, Steve	321	186	57.9	1,998	93t	12	17	66.7
Solomon, Freddie	1	0	0.0	0	0	0	0	39.6
Woods, Don	2	1	50.0	6	6	0	0	56.3
49ERS	597	363	60.8	3,799	93t	27	26	76.2
OPPONENTS	495	327	66.1	3,958	81t	29	17	95.7

1981 (13-3/16-3)

NFC West Champions – World Champions

Bill Walsh, Coach

L	17	at Detroit (62,123), S–6	24
W	28	Chicago (49,520), S–13	17
L	17	at Atlanta (56,653), S–20	34
W	21	New Orleans (44,433), S–27	14
W	30	at Washington (51,843), O–4	17
W	45	Dallas (57,574), O–11	14
W	13	at G.B. in Milwaukee (50,171), O–18	3
W	20	Los Angeles Rams (59,190), O–25	17
W	17	at Pittsburgh (52,878), N–1	14
W	17	Atlanta (59,127), N–8	14
L	12	Cleveland (52,445), N–15	15
W	33	at Los Angeles Rams (63,456), N–22	31
W	17	New York Giants (57,186), N–29	10
W	21	at Cincinnati (56,796), D–6	3
W	28	Houston (55,707), D–13	6
W	21	at New Orleans (43,639), D–20	17
357			250

NFC PLAYOFF - JAN. 3

		(at San Francisco – Candlestick Park)	
W	38	New York Giants (58,360)	24

NFC CHAMPIONSHIP - JAN. 10

		(at San Francisco – Candlestick Park)	
W	28	Dallas (60,525)	27

SUPER BOWL XVI - JAN. 24

		(at Pontiac, Michigan – Silverdome)	
W	26	Cincinnati (81,270)	21

TEAM STATISTICS		49ers	Opp
TOTAL FIRST DOWNS		317	280
By Rushing		110	113
By Passing		183	144
By Penalties		24	23
TOTAL YARDS GAINED		5,484	4,763
By Rushing		1,941	1,918
By Passing		3,543	2,845
TOTAL PLAYS FROM SCRIMMAGE		1,106	1,014
Rushes		560	464
Average Gain Per Rush		3.5	4.1
NET YARDS PASSING		3,543	2,845
Passes Attempted		517	514
Passes Completed		328	273
Percent Completed		63.4	53.1
Had Intercepted		13	27
Times Sacked		29	36
Lost Attempting to Pass		223	290
PUNTS		93	83
Total Yardage of Punts		3,858	3,433
Average Length		41.5	41.4
KICKOFF RETURNS		45	67
Total Yards Returned		909	1,389
Average Length of Return		20.2	20.7
PENALTIES		92	108
Yards Penalized		752	866
FUMBLES		26	36
Own Fumbles Recovered		14	15
Opponents' Fumbles Recovered		21	12
FIELD GOALS		19	13
Field Goals Attempted		29	23
TOTAL POINTS SCORED		357	250
Touchdowns Scored		43	30
Touchdowns Rushing		17	10
Touchdowns Passing		20	16
Touchdown Returns		6	4
Extra Points		42	29
Safeties		0	1

SCORING		TDs	Ru	Pa	Int	Fu	KO	Pu	PAT	FG	S	Pts
Wersching, Ray		0	0	0	0	0	0	0	30/30	17/23	0	81
Solomon, Freddie		8	0	8	0	0	0	0	0/0	0/0	0	48
Davis, Johnny		7	7	0	0	0	0	0	0/0	0/0	0	42
Patton, Ricky		5	4	1	0	0	0	0	0/0	0/0	0	30
Young, Charle		5	0	5	0	0	0	0	0/0	0/0	0	30
Clark, Dwight		4	0	4	0	0	0	0	0/0	0/0	0	24
Bahr, Matt		0	0	0	0	0	0	0	12/12	2/6	0	18
Lott, Ronnie		3	0	0	3	0	0	0	0/0	0/0	0	18
Hicks, Dwight		2	0	0	1	1	0	0	0/0	0/0	0	12
Lawrence, Amos		2	1	0	0	0	1	0	0/0	0/0	0	12

Rookie Names in Italics

(continued)

SCORING	TDs	Ru	Pa	Int	Fu	KO	Pu	PAT	FG	S	Pts	
Montana, Joe	2	2	0	0	0	0	0	0/0	0/0	0	12	
Cooper, Earl	1	1	0	0	0	0	0	0/0	0/0	0	6	
Easley, Walt	1	1	0	0	0	0	0	0/0	0/0	0	6	
Hofer, Paul	1	1	0	0	0	0	0	0/0	0/0	0	6	
Ring, Bill	1	0	1	0	0	0	0	0/0	0/0	0	6	
Wilson, Mike	1	0	1	0	0	0	0	0/0	0/0	0	6	
49ERS	43	17	20	4	1	1	0	42/42	19/29	0	357	
OPPONENTS	30	10	16	2	1	0	1	29/30	13/23	0	250	
RUSHING		Att			Yds			Avg	LG		TD	
Patton, Ricky		152			543			3.6	28		4	
Cooper, Earl		98			330			3.4	23		1	
Davis, Johnny		94			297			3.2	14		7	
Easley, Walt		76			224			2.9	9		1	
Hofer, Paul		60			193			3.2	12		1	
Ring, Bill		22			106			4.8	16		0	
Montana, Joe		25			95			3.8	20t		2	
Lawrence, Amos		13			48			3.7	14		1	
Solomon, Freddie		9			43			4.8	16		0	
Clark, Dwight		3			32			10.7	18		0	
Elliott, Lenvil		7			29			4.1	9		0	
Benjamin, Guy		1			1			1.0	1		0	
49ERS		560			1,941			3.5	28		17	
OPPONENTS		464			1,918			4.1	29		10	
RECEIVING		No			Yds			Avg	LG		TD	
Clark, Dwight		85			1,105			13.0	78t		4	
Solomon, Freddie		59			969			16.4	60t		8	
Cooper, Earl		51			477			9.4	50		0	
Young, Charle		37			400			10.8	29		5	
Hofer, Paul		27			244			9.0	22		0	
Patton, Ricky		27			195			7.2	31t		1	
Wilson, Michael		9			125			13.9	27t		1	
Easley, Walt		9			62			6.9	21		0	
Elliott, Lenvil		7			81			11.6	19		0	
Ramson, Eason		4			45			11.3	16		0	
Ring, Bill		3			28			9.3	21		1	
Shumann, Mike		3			21			7.0	8		0	
Lawrence, Amos		3			10			3.3	5		0	
Davis, Johnny		3			-1			-0.3	3		0	
Peets, Brian		1			5			5.0	5		0	
49ERS		328			3,766			11.5	78t		20	
OPPONENTS		273			3,135			11.5	67		16	
INTERCEPTIONS		No			Yds			Avg	LG		TD	
Hicks, Dwight		9			239			26.6	72		1	
Lott, Ronnie		7			117			16.7	41t		3	
Williamson, Carlton		4			44			11.0	28		0	
Wright, Eric		3			26			8.7	26		0	
McColl, Milt		1			22			22.0	22		0	
Reynolds, Jack		1			0			0.0	0		0	
Martin, Saladin		1			0			0.0	0		0	
Turner, Keena		1			0			0.0	0		0	
49ERS		27			448			16.6	72		4	
OPPONENTS		13			297			22.9	10t		2	
KICKOFF RETURNS		No			Yds			Avg	LG		TD	
Lawrence, Amos		17			437			25.7	92t		1	
Ring, Bill		10			217			21.7	29		0	
Lott, Ronnie		7			111			15.9	20		0	
Wilson, Mike		4			67			16.8	22		0	
Jones, Arrington		3			43			14.3	22		0	
Hicks, Dwight		1			22			22.0	22		0	
Ramson, Eason		1			12			12.0	12		0	
Patton, Ricky		1			0			0.0	0		0	
Davis, Johnny		1			0			0.0	0		0	
49ERS		45			909			20.2	92t		1	
OPPONENTS		67			1,389			20.7	55		0	
PUNT RETURNS		No			FC			Yds	Avg	LG	TD	
Solomon, Freddie		29			6			173	6.0	19	0	
Hicks, Dwight		19			4			171	9.0	39	0	
49ERS		48			10			344	7.2	39	0	
OPPONENTS		57			8			664	11.7	58t	1	
PUNTING		No			Yds			Avg	TB	I-20	LG	Blk
Miller, Jim		93			3,858			41.5	15	14	65	0
49ERS		93			3,858			41.5	15	14	65	0
OPPONENTS		83			3,433			41.4	5	17	66	0
PASSING		Att	Comp		Pct			Yds	LG	TD	Int	QB
Montana, Joe		488	311		63.7			3,565	78t	19	12	88.4
Benjamin, Guy		26	15		57.7			171	27	1	1	74.4
Easley, Walt		1	1		100.0			5	5	0	0	87.5
Solomon, Freddie		1	1		100.0			25	25	0	0	118.8
Clark, Dwight		1	0		0.0			0	0	0	0	39.6
49ERS		517	328		63.4			3,766	78t	20	13	87.7
OPPONENTS		514	273		53.1			3,135	67	16	27	60.0

1982 (3-6)

Bill Walsh, Coach

L	17	Los Angeles Raiders (59,748), S-12	23
L	21	at Denver (73,899), S-19	24
W	31	at St. Louis (38,064), N-21	20
L	20	New Orleans (51,611), N-28	23
W	30	at Los Angeles Rams (58,574), THU/D-2	24
L	37	San Diego (51,988), SAT/D-11	41
L	7	Atlanta (53,234), SUN/D-19	17
W	26	at Kansas City (24,319), D-26	13
L	20	Los Angeles Rams (54,256), J-2	21

209

206

TEAM STATISTICS

	49ers	Opp
TOTAL FIRST DOWNS	183	170
By Rushing	49	71
By Passing	121	88
By Penalties	13	11
TOTAL YARDS GAINED	3,242	3,035
By Rushing	740	1,199
By Passing	2,502	1,836
TOTAL PLAYS FROM SCRIMMAGE	587	596
Rushes	219	303
Average Gain Per Rush	3.4	4.0
NET YARDS PASSING	2,502	1,836
Passes Attempted	348	278
Passes Completed	215	158
Percent Completed	61.8	56.8
Had Intercepted	11	9
Times Sacked	20	15
Lost Attempting to Pass	166	113
PUNTS	45	50
Total Yardage of Punts	1,676	2,134
Average Length	37.2	42.7
KICKOFF RETURNS	36	40
Total Yards Returned	742	847
Average Length of Return	20.6	21.4
PENALTIES	45	58
Yards Penalized	451	542
FUMBLES	17	14
Own Fumbles Recovered	7	4
Opponents' Fumbles Recovered	10	10
FIELD GOALS	12	13
Field Goals Attempted	17	19
TOTAL POINTS SCORED	209	206
Touchdowns Scored	25	24
Touchdowns Rushing	6	9
Touchdowns Passing	17	14
Touchdown Returns	2	1
Extra Points	23	23
Safeties	0	0
AVG. TIME OF POSSESSION	28:31	31:29

SCORING

	TDs	Ru	Pa	Int	Fu	KO	Pu	PAT	FG	S	Pts
Wersching, Ray	0	0	0	0	0	0	0	23/25	12/17	0	59
Moore, Jeff	8	4	4	0	0	0	0	0/0	0/0	0	48
Clark, Dwight	5	0	5	0	0	0	0	0/0	0/0	0	30
Solomon, Freddie	3	0	3	0	0	0	0	0/0	0/0	0	18
Francis, Russ	2	0	2	0	0	0	0	0/0	0/0	0	12
Cooper, Earl	1	0	1	0	0	0	0	0/0	0/0	0	6
Lott, Ronnie	1	0	0	1	0	0	0	0/0	0/0	0	6
McLemore, Dana	1	0	0	0	0	0	1	0/0	0/0	0	6
Montana, Joe	1	1	0	0	0	0	0	0/0	0/0	0	6
Nehemiah, Renaldo	1	0	1	0	0	0	0	0/0	0/0	0	6
Ring, Bill	1	1	0	0	0	0	0	0/0	0/0	0	6
Wilson, Mike	1	0	1	0	0	0	0	0/0	0/0	0	6
49ERS	25	6	17	1	0	0	1	23/25	12/17	0	209
OPPONENTS	24	9	14	0	0	0	1	23/24	13/19	0	206

RUSHING

	Att	Yds	Avg	LG	TD
Moore, Jeff	85	281	3.3	19	4
Ring, Bill	48	183	3.8	11	1
Montana, Joe	30	118	3.9	21	1
Cooper, Earl	24	77	3.2	9	0
Williams, Vince	20	68	3.4	12	0
Easley, Walt	5	11	2.2	5	0
Lawrence, Amos	5	7	1.4	4	0
Nehemiah, Renaldo	1	-1	-1.0	-1	0
Solomon, Freddie	1	-4	-4.0	-4	0
49ERS	219	740	3.4	21	6
OPPONENTS	303	1,199	4.0	54	9

RECEIVING

	No	Yds	Avg	LG	TD
Clark, Dwight	60	913	15.2	51	5
Moore, Jeff	37	405	11.0	55	4
Francis, Russ	23	278	12.1	26	2
Young, Charle	22	189	8.6	30	0
Solomon, Freddie	19	323	17.0	46t	3
Cooper, Earl	19	153	8.1	20	1
Ring, Bill	13	94	7.2	15	0
Nehemiah, Renaldo	8	161	20.1	55	1
Wilson, Mike	6	80	13.3	27	1
Williams, Vince	4	33	8.3	13	0
Ramson, Eason	2	27	13.5	21	0
Lawrence, Amos	2	12	6.0	6	0
49ERS	215	2,668	12.4	55	17
OPPONENTS	158	1,949	12.3	46	14

INTERCEPTIONS

	No	Yds	Avg	LG	TD
Hicks, Dwight	3	5	1.7	3	0
Lott, Ronnie	2	95	47.5	83t	1
Wright, Eric	1	31	31.0	31	0
Horn, Bob	1	19	19.0	19	0
Reynolds, Jack	1	0	0.0	0	0
Harper, Willie	1	0	0.0	0	0
49ERS	9	150	16.7	83t	1
OPPONENTS	11	130	11.8	32	0

KICKOFF RETURNS

	No	Yds	Avg	LG	TD
McLemore, Dana	16	353	22.1	45	0
Lawrence, Amos	9	190	21.1	30	0
Ring, Bill	6	145	24.2	41	0
Ramson, Eason	2	20	10.0	13	0
Ferrari, Ron	2	19	9.5	11	0
Moore, Jeff	1	15	15.0	15	0
49ERS	36	742	20.6	45	0
OPPONENTS	40	857	21.4	55	0

PUNT RETURNS

	No	FC	Yds	Avg	LG	TD
McLemore, Dana	7	0	156	22.3	93t	1
Solomon, Freddie	13	1	122	9.4	27	0
Hicks, Dwight	10	1	54	5.4	13	0
Ring, Bill	0	1	0	0.0	0	0
49ERS	30	3	332	11.1	93t	1
OPPONENTS	20	4	224	11.2	67t	1

PUNTING

	No	Yds	Avg	TB	I-20	LG	Bk
Miller, Jim	44	1,676	38.1	3	11	80	1
49ERS	44	1,676	38.1	3	11	80	1
OPPONENTS	50	2,134	42.7	5	10	58	0

PASSING

	Att	Comp	Pct	Yds	LG	TD	Int	QB
Montana, Joe	346	213	61.6	2,613	55	17	11	88.0
Francis, Russ	1	1	100.0	45	45	0	0	118.8
Benjamin, Guy	1	1	100.0	10	10	0	0	108.3
49ERS	348	215	61.8	2,668	55	17	11	88.6
OPPONENTS	278	158	56.8	1,949	46	14	9	82.0

1983 (10-6/11-7)

NFC West Champions

Bill Walsh, Coach

L	17	Philadelphia (55,775), SAT/S-3	22
W	48	at Minnesota (58,167), THU/S-8	17
W	42	at St. Louis (38,130), S-18	27
W	24	Atlanta (57,814), S-25	20
W	33	at New England (54,293), O-2	13
L	7	Los Angeles Rams (59,119), O-9	10
W	32	at New Orleans (68,134), O-16	13
W	45	at Los Angeles Rams (66,070), O-23	35
L	13	New York Jets (54,796), O-30	27
L	17	Miami (57,832), N-6	20
W	27	New Orleans (40,022), N-13	0
L	24	at Atlanta (32,782), N-20	28
L	3	at Chicago (40,483), N-27	13
W	35	Tampa Bay (49,773), D-4	21
W	23	at Buffalo (38,039), D-11	10
W	42	Dallas (59,957), MON/D-19	17

432

293

NFC PLAYOFF - DEC. 31

(at San Francisco - Candlestick Park)

W	24	Detroit (58,386)-SAT	23
---	----	----------------------	----

NFC CHAMPIONSHIP - JAN. 8

(at Washington, DC - RFK Stadium)

L	21	Washington (55,363)	24
---	----	---------------------	----

TEAM STATISTICS

	49ers	Opp
TOTAL FIRST DOWNS	344	302
By Rushing	129	98
By Passing	199	181
By Penalties	16	23
TOTAL YARDS GAINED	6,054	5,189
By Rushing	2,257	1,936
By Passing	3,797	3,253
TOTAL PLAYS FROM SCRIMMAGE	1,072	1,032
Rushes	511	449
Average Gain Per Rush	4.4	4.3
NET YARDS PASSING	3,797	3,253
Passes Attempted	528	526
Passes Completed	339	322
Percent Completed	64.2	61.2
Had Intercepted	12	24
Times Sacked	33	57
Lost Attempting to Pass	224	448
PUNTS	65	73
Total Yardage of Punts	2,552	2,993
Average Length	39.3	41.0
KICKOFF RETURNS	52	78
Total Yards Returned	958	1,675
Average Length of Return	18.4	21.5
PENALTIES	89	91
Yards Penalized	695	793
FUMBLES	27	39
Own Fumbles Recovered	8	21
Opponents' Fumbles Recovered	18	19
FIELD GOALS	25	17
Field Goals Attempted	30	27
TOTAL POINTS SCORED	432	293
Touchdowns Scored	51	35
Touchdowns Rushing	17	10
Touchdowns Passing	27	23
Touchdown Returns	7	2
Extra Points	51	32
Safeties	0	0
AVG. TIME OF POSSESSION	30:12	29:48

SCORING

	TDs	Ru	Pa	Int	Fu	KO	Pu	PAT	FG	S	Pts
Werschling, Ray	0	0	0	0	0	0	0	51/51	25/30	0	126
Craig, Roger	12	8	4	0	0	0	0	0/0	0/0	0	72
Clark, Dwight	8	0	8	0	0	0	0	0/0	0/0	0	48
Tyler, Wendell	6	4	2	0	0	0	0	0/0	0/0	0	36
Francis, Russ	4	0	4	0	0	0	0	0/0	0/0	0	24
Solomon, Freddie	4	0	4	0	0	0	0	0/0	0/0	0	24
Cooper, Earl	3	0	3	0	0	0	0	0/0	0/0	0	18

Rookie Names in Italics

(continued)

SCORING

	TDs	Ru	Pa	Int	Fu	KO	Pu	PAT	FG	S	Pts
Hicks, Dwight	2	0	0	2	0	0	0	0/0	0/0	0	12
Montana, Joe	2	2	0	0	0	0	0	0/0	0/0	0	12
Ring, Bill	2	2	0	0	0	0	0	0/0	0/0	0	12
Wright, Eric	2	0	0	2	0	0	0	0/0	0/0	0	12
Board, Dwaine	1	0	0	0	1	0	0	0/0	0/0	0	6
Collier, Tim	1	0	0	1	0	0	0	0/0	0/0	0	6
McLemore, Dana	1	0	0	0	0	0	1	0/0	0/0	0	6
Moore, Jeff	1	1	0	0	0	0	0	0/0	0/0	0	6
Nehemiah, Renaldo	1	0	1	0	0	0	0	0/0	0/0	0	6
Ramson, Eason	1	0	1	0	0	0	0	0/0	0/0	0	6

49ERS

51 17 27 5 1 0 1 51/51 25/30 0 432

OPPONENTS

35 10 23 1 1 0 1 32/33 17/27 0 293

RUSHING

	Att	Yds	Avg	LG	TD
Tyler, Wendell	176	856	4.9	39	4
Craig, Roger	176	725	4.1	71	8
Montana, Joe	61	284	4.7	18	2
Ring, Bill	64	254	4.0	25	2
Moore, Jeff	15	43	2.9	14	1
Orosz, Tom	2	39	19.5	23	0
Monroe, Carl	10	23	2.3	5	0
Clark, Dwight	3	18	6.0	9	0
Cavanaugh, Matt	1	8	8.0	8	0
Ramson, Eason	1	3	3.0	3	0
Solomon, Freddie	1	3	3.0	3	0
Benjamin, Guy	1	1	1.0	1	0

49ERS

511 2,257 4.4 71 17

OPPONENTS

449 1,936 4.3 49 10

RECEIVING

	No	Yds	Avg	LG	TD
Clark, Dwight	70	840	12.0	46t	8
Craig, Roger	48	427	8.9	23	4
Tyler, Wendell	34	285	8.4	26	2
Francis, Russ	33	357	10.8	25	4
Solomon, Freddie	31	662	21.4	77t	4
Wilson, Mike	30	433	14.4	49	0
Ring, Bill	23	182	7.9	24	0
Moore, Jeff	19	206	10.8	34	0
Nehemiah, Renaldo	17	236	13.9	27	1
Ramson, Eason	17	125	7.4	16	1
Cooper, Earl	15	207	13.8	73t	3
Monroe, Carl	2	61	30.5	50	0

49ERS

339 4,021 11.9 77t 27

OPPONENTS

322 3,701 11.5 76t 23

INTERCEPTIONS

	No	Yds	Avg	LG	TD
Wright, Eric	7	164	23.4	60t	2
Williamson, Carlton	4	51	12.8	26	0
Lott, Ronnie	4	22	5.5	22	0
Collier, Tim	3	32	10.7	32t	1
Hicks, Dwight	2	102	51.0	62t	2
Leopold, Bobby	2	13	6.5	9	0
Harper, Willie	1	37	37.0	37	0
Pillers, Lawrence	1	16	16.0	16	0

49ERS

24 437 18.2 62t 5

OPPONENTS

12 168 14.0 43t 1

KICKOFF RETURNS

	No	Yds	Avg	LG	TD
McLemore, Dana	30	576	19.2	39	0
Monroe, Carl	8	152	19.0	32	0
Moore, Jeff	7	117	16.7	46	0
Ring, Bill	4	68	17.0	18	0
Cooper, Earl	3	45	15.0	20	0

49ERS

52 958 18.4 46 0

OPPONENTS

78 1,675 21.5 50 0

PUNT RETURNS

	No	FC	Yds	Avg	LG	TD
McLemore, Dana	31	6	331	10.7	56t	1
Solomon, Freddie	5	3	34	6.8	11	0

49ERS

36 9 365 10.1 56t 1

OPPONENTS

38 7 278 7.3 19 0

PUNTING

	No	Yds	Avg	TB	I-20	LG	Bk
Orosz, Tom	65	2,552	39.3	6	16	61	1

49ERS

65 2,552 38.7 6 17 61 1

OPPONENTS

73 2,993 40.5 9 15 60 1

PASSING

	Att	Comp	Pct	Yds	LG	TD	Int	QB
--	-----	------	-----	-----	----	----	-----	----

Montana, Joe 515 332 64.5 3,910 77t 26 12 94.5

Benjamin, Guy 12 7 58.3 111 73t 1 0 117.0

Clark, Dwight 1 0 0.0 0 0 0 0 39.6

49ERS 528 339 64.2 4,021 77t 27 12 94.9

OPPONENTS 526 322 61.2 3,701 76t 23 24 78.0

1984 (15-1/18-1)
NFC West Champions – World Champions

Bill Walsh, Coach

W	30	at Detroit (56,782), S–2	27
W	37	Washington (59,707), MON/S –10	31
W	30	New Orleans (57,611), S–16	20
W	21	at Philadelphia (62,771), S–23	9
W	14	Atlanta (57,990), S–30	5
W	31	at New York Giants (76,112), MON/O –8	10
L	17	Pittsburgh (59,110), O–14	20
W	34	at Houston (39,900), O–21	21
W	33	at Los Angeles Rams (65,481), O–28	0
W	23	Cincinnati (58,234), N–4	17
W	41	at Cleveland (60,092), N–11	7
W	24	Tampa Bay (57,704), N–18	17
W	35	at New Orleans (65,177), N–25	3
W	35	at Atlanta (29,644), D–2	17
W	51	Minnesota (56,670), SAT/D –8	7
W	19	Los Angeles Rams (59,743), FRI/D –14	16

475

227

NFC PLAYOFF - DEC. 29

W	21	(at San Francisco – Candlestick Park) New York Giants (60,303)– SAT	10
---	----	---	----

NFC CHAMPIONSHIP - JAN. 6

W	23	(at San Francisco – Candlestick Park) Chicago (61,040)	0
---	----	---	---

SUPER BOWL XIX - JAN. 20

W	38	(at Palo Alto, California – Stanford Stadium) Miami (84,059)	16
---	----	---	----

TEAM STATISTICS

	49ers	Opp
TOTAL FIRST DOWNS	356	302
By Rushing	138	101
By Passing	204	173
By Penalties	14	28
TOTAL YARDS GAINED	6,366	5,176
By Rushing	2,465	1,795
By Passing	3,901	3,381
TOTAL PLAYS FROM SCRIMMAGE	1,057	1,029
Rushes	534	432
Average Gain Per Rush	4.6	4.2
NET YARDS PASSING	3,901	3,381
Passes Attempted	496	546
Passes Completed	312	298
Percent Completed	62.9	54.6
Had Intercepted	10	25
Times Sacked	27	51
Lost Attempting to Pass	178	363
PUNTS	61	80
Total Yardage of Punts	2,536	3,239
Average Length	41.6	40.5
KICKOFF RETURNS	47	78
Total Yards Returned	1,039	1,499
Average Length of Return	22.1	19.2
PENALTIES	100	91
Yards Penalized	884	723
FUMBLES	26	28
Own Fumbles Recovered	14	15
Opponents' Fumbles Recovered	13	12
FIELD GOALS	25	19
Field Goals Attempted	35	25
TOTAL POINTS SCORED	475	227
Touchdowns Scored	57	24
Touchdowns Rushing	21	10
Touchdowns Passing	32	14
Touchdown Returns	4	0
Extra Points	56	19
Safeties	1	1
AVG. TIME OF POSSESSION	30:26	29:34
SCORING	TDs Ru Pa Int Fu KO Pu PAT FG S Pts	
Wersching, Ray	0 0 0 0 0 0 0 56/56 25/35 0 131	
Solomon, Freddie	11 1 10 0 0 0 0 0/0 0/0 0 66	
Craig, Roger	10 7 3 0 0 0 0 0/0 0/0 0 60	
Tyler, Wendell	9 7 2 0 0 0 0 0/0 0/0 0 54	
Clark, Dwight	6 0 6 0 0 0 0 0/0 0/0 0 36	
Cooper, Earl	4 0 4 0 0 0 0 0/0 0/0 0 24	
Ring, Bill	3 3 0 0 0 0 0 0/0 0/0 0 18	
Francis, Russ	2 0 2 0 0 0 0 0/0 0/0 0 12	
McLemore, Dana	2 0 0 1 0 0 0 0/0 0/0 0 12	

Rookie Names in Italics

(continued)

SCORING	TDs	Ru	Pa	Int	Fu	KO	Pu	PAT	FG	S	Pts				
+Montana, Joe	2	2	0	0	0	0	0	0/1	0/0	0	12				
Nehemiah, Renaldo	2	0	2	0	0	0	0	0/0	0/0	0	12				
Johnson, Gary	1	0	0	0	1	0	0	0/0	0/0	1	8				
Frank, John	1	0	1	0	0	0	0	0/0	0/0	0	6				
Harmon, Derrick	1	1	0	0	0	0	0	0/0	0/0	0	6				
Monroe, Carl	1	0	1	0	0	0	0	0/0	0/0	0	6				
Shell, Todd	1	0	0	1	0	0	0	0/0	0/0	0	6				
Wilson, Mike	1	0	1	0	0	0	0	0/0	0/0	0	6				
49ERS	57	21	32	2	1	0	1	56/57	25/35	1	475				
OPPONENTS	24	10	14	0	0	0	0	24/24	19/25	1	227				
+ incomplete pass on PAT attempt															
RUSHING	Att			Yds			Avg		LG		TD				
Tyler, Wendell	246			1,262			5.1		40		7				
Craig, Roger	155			649			4.2		28		7				
Harmon, Derrick	39			192			4.9		19		1				
Ring, Bill	38			162			4.3		34		3				
Montana, Joe	39			118			3.0		15		2				
Solomon, Freddie	6			72			12.0		47		1				
Cooper, Earl	3			13			4.3		7		0				
Monroe, Carl	3			13			4.3		7		0				
Runager, Max	1			-5			-5.0		-5		0				
Cavanaugh, Matt	4			-11			-2.8		-1		0				
49ERS	534			2,465			4.6		47		21				
OPPONENTS	432			1,795			4.2		25		10				
RECEIVING	No			Yds			Avg		LG		TD				
Craig, Roger	71			675			9.5		64t		3				
Clark, Dwight	52			880			16.9		80t		6				
Cooper, Earl	41			459			11.2		26		4				
Solomon, Freddie	40			737			18.4		64t		10				
Tyler, Wendell	28			230			8.2		26t		2				
Francis, Russ	23			285			12.4		32		2				
Nehemiah, Renaldo	18			357			19.8		59t		2				
Wilson, Mike	17			245			14.4		44		1				
Monroe, Carl	11			139			12.6		47		1				
Frank, John	7			60			8.6		21		1				
Ring, Bill	3			10			3.3		15		0				
Harmon, Derrick	1			2			2.0		2		0				
49ERS	312			4,079			13.1		80t		32				
OPPONENTS	298			3,744			12.6		61		14				
INTERCEPTIONS	No			Yds			Avg		LG		TD				
Turner, Keena	4			51			12.8		21		0				
Lott, Ronnie	4			26			6.5		15		0				
Shell, Todd	3			81			27.0		53t		1				
Hicks, Dwight	3			42			14.0		29		0				
McLemore, Dana	2			54			27.0		54t		1				
Williamson, Carlton	2			42			21.0		26		0				
Fahnhorst, Jim	2			9			4.5		9		0				
Wright, Eric	2			0			0.0		0		0				
Fuller, Jeff	1			38			38.0		38		0				
Bunz, Dan	1			2			2.0		2		0				
Clark, Mario	1			0			0.0		0		0				
49ERS	25			345			13.8		54t		2				
OPPONENTS	10			155			15.5		43		0				
KICKOFF RETURNS	No			Yds			Avg		LG		TD				
Monroe, Carl	27			561			20.8		44		0				
Harmon, Derrick	13			357			27.5		51		0				
McLemore, Dana	3			80			26.7		50		0				
Ring, Bill	1			27			27.0		27		0				
Wilson, Mike	1			14			14.0		14		0				
Cooper, Earl	1			0			0.0		0		0				
McIntyre, Guy	1			0			0.0		0		0				
49ERS	47			1,039			22.1		51		0				
OPPONENTS	78			1,499			19.2		38		0				
PUNT RETURNS	No			FC			Yds		Avg		LG	TD			
McLemore, Dana	45			11			521		11.6		79t	1			
49ERS	45			11			521		11.6		79t	1			
OPPONENTS	30			4			190		6.3		25	0			
PUNTING	No			Yds			Avg		TB		I-20	LG	Blk		
Runager, Max	56			2,341			41.8		12		18	59	1		
Orosz, Tom	5			195			39.0		0		1	55	0		
49ERS	61			2,536			40.9		12		19	59	1		
OPPONENTS	80			3,239			40.5		4		13	58	1		
PASSING	Att		Comp		Pct		Yds		LG		TD		Int	QB	
Montana, Joe	432		279		64.6		3,630		80t		28		10	102.9	
Cavanaugh, Matt	61		33		54.1		449		51t		4		0	99.7	
Harmon, Derrick	2		0		0.0		0		0		0		0	39.6	
Clark, Dwight	1		0		0.0		0		0		0		0	39.6	
49ERS	496		312		62.9		4,079		80t		32		10	101.9	
OPPONENTS	546		298		54.6		3,744		61		14		25	65.6	

1985 (10-6/10-7)

Bill Walsh, Coach

L	21	at Minnesota (57,375), S-8	28
W	35	Atlanta (58,923), S-15	16
W	34	at Los Angeles Raiders (87,006)/, S-22	10
L	17	New Orleans (58,053), S-29	20
W	38	at Atlanta (44,740), O-6	17
L	10	Chicago (60,523), O-13	26
L	21	at Detroit (67,715), O-20	23
W	28	at Los Angeles Rams (65,939), O-27	14
W	24	Philadelphia (58,383), N-3	13
L	16	at Denver (73,173), MON/N -11	17
W	31	Kansas City (56,447), N-17	3
W	19	Seattle (57,482), MON/N -25	6
W	35	at Washington (51,321), D-1	8
L	20	Los Angeles Rams (60,581), MON/D -9	27
W	31	at New Orleans (46,065), D-15	19
W	31	Dallas (60,114), D-22	16

411 263

NFC WILD CARD - DEC. 28

(at Meadowlands, N.J. - Giants Stadium)

L	3	New York Giants (75,842)- SAT	17
---	---	--------------------------------------	----

TEAM STATISTICS		49ers	Opp
TOTAL FIRST DOWNS		340	293
By Rushing		137	89
By Passing		179	183
By Penalties		24	21
TOTAL YARDS GAINED		5,920	5,191
By Rushing		2,232	1,683
By Passing		3,688	3,508
TOTAL PLAYS FROM SCRIMMAGE		1,069	1,116
Rushes		477	435
Average Gain Per Rush		4.7	3.9
NET YARDS PASSING		3,688	3,508
Passes Attempted		550	621
Passes Completed		331	346
Percent Completed		60.2	55.7
Had Intercepted		14	18
Times Sacked		42	60
Lost Attempting to Pass		299	457
PUNTS		86	92
Total Yardage of Punts		3,422	3,644
Average Length		39.8	39.6
KICKOFF RETURNS		58	72
Total Yards Returned		1,269	1,485
Average Length of Return		21.9	20.6
PENALTIES		105	106
Yards Penalized		868	778
FUMBLES		29	31
Own Fumbles Recovered		9	14
Opponents' Fumbles Recovered		17	20
FIELD GOALS		13	27
Field Goals Attempted		21	35
TOTAL POINTS SCORED		411	263
Touchdowns Scored		53	26
Touchdowns Rushing		20	10
Touchdowns Passing		28	11
Touchdown Returns		5	5
Extra Points		52	24
Safeties		1	1
AVG. TIME OF POSSESSION		28:45	31:15

SCORING		TDs	Ru	Pa	Int	Fu	KO	Pu	PAT	FG	S	Pts
Wersching, Ray		0	0	0	0	0	0	0	52/53	13/21	0	91
Craig, Roger		15	9	6	0	0	0	0	0/0	0/0	0	90
Clark, Dwight		10	0	10	0	0	0	0	0/0	0/0	0	60
Tyler, Wendell		8	6	2	0	0	0	0	0/0	0/0	0	48
Rice, Jerry		4	1	3	0	0	0	0	0/0	0/0	0	24
Francis, Russ		3	0	3	0	0	0	0	0/0	0/0	0	18
Montana, Joe		3	3	0	0	0	0	0	0/0	0/0	0	18
Wilson, Mike		2	0	2	0	0	0	0	0/0	0/0	0	12
Frank, John		1	0	1	0	0	0	0	0/0	0/0	0	6
McColl, Milt		1	0	0	0	1	0	0	0/0	0/0	0	6
McIntyre, Guy		1	0	0	0	1	0	0	0/0	0/0	0	6

Rookie Names in Italics

(continued)

SCORING		TDs	Ru	Pa	Int	Fu	KO	Pu	PAT	FG	S	Pts
Monroe, Carl		1	0	0	0	0	1	0	0/0	0/0	0	6
Ring, Bill		1	1	0	0	0	0	0	0/0	0/0	0	6
Solomon, Freddie		1	0	1	0	0	0	0	0/0	0/0	0	6
Turner, Keena		1	0	0	0	1	0	0	0/0	0/0	0	6
Williamson, Carlton		1	0	0	1	0	0	0	0/0	0/0	0	6
Harty, John		0	0	0	0	0	0	0	0/0	0/0	1	2

49ERS 53 20 28 1 3 1 0 52/53 13/21 1 411

OPPONENTS* 26 10 11 1 0 12 24/26 27/35 1 263**

*ret. blkd FGA **rcvrd blkd punt (1)

RUSHING		Att	Yds	Avg	LG	TD
Craig, Roger		214	1,050	4.9	62t	9
Tyler, Wendell		171	867	5.1	30	6
Montana, Joe		42	153	3.6	16	3
Harmon, Derrick		28	92	3.3	17	0
Rice, Jerry		6	26	4.3	15t	1
Ring, Bill		8	23	2.9	9t	1
Cooper, Earl		2	12	6.0	14	0
Cavanaugh, Matt		4	5	1.3	13	0
Solomon, Freddie		2	4	2.0	6	0
49ERS		477	2,232	4.7	62t	20
OPPONENTS		435	1,683	3.9	41	10

RECEIVING		No	Yds	Avg	LG	TD
Craig, Roger		92	1,016	11.0	73	6
Clark, Dwight		54	705	13.1	49t	10
Rice, Jerry		49	927	18.9	66t	3
Francis, Russ		44	478	10.9	25	3
Solomon, Freddie		25	259	10.4	39	1
Tyler, Wendell		20	154	7.7	16	2
Harmon, Derrick		14	123	8.8	42	0
Wilson, Mike		10	165	16.5	52t	2
Monroe, Carl		10	51	5.1	9	0
Frank, John		7	50	7.1	14	1
Cooper, Earl		4	45	11.3	20	0
Ring, Bill		2	14	7.0	8	0
49ERS		331	3,987	12.0	73	28
OPPONENTS		346	3,965	11.5	82t	11

INTERCEPTIONS		No	Yds	Avg	LG	TD
Lott, Ronnie		6	68	11.3	25	0
Hicks, Dwight		4	68	17.0	25	0
Williamson, Carlton		3	137	45.7	82	1
Kovach, Jim (N.O./SF)		1	53	53.0	53	0
Shell, Todd		1	33	33.0	33	0
Fuller, Jeff		1	4	4.0	4	0
McLemore, Dana		1	0	0.0	0	0
Walter, Mike		1	0	0.0	0	0
Wright, Eric		1	0	0.0	0	0
49ERS		18	310	17.2	82	1
OPPONENTS		14	80	5.7	41t	1

KICKOFF RETURNS		No	Yds	Avg	LG	TD
Monroe, Carl		28	717	25.6	95t	1
Harmon, Derrick		23	467	20.3	37	0
McLemore, Dana		4	76	19.0	26	0
Rice, Jerry		1	6	6.0	6	0
Lott, Ronnie		1	2	2.0	2	0
Frank, John		1	1	1.0	1	0
49ERS		58	1,269	21.9	95t	1
OPPONENTS		72	1,485	20.6	86t	1

PUNT RETURNS		No	FC	Yds	Avg	LG	TD
McLemore, Dana		38	14	258	6.8	22	0
49ERS		38	14	258	6.8	22	0
OPPONENTS		33	6	294	8.9	63t	1

PUNTING		No	Yds	Avg	TB	I-20	LG	Blk
Runager, Max		86	3,422	39.8	9	30	57	1
49ERS		86	3,422	39.8	9	30	57	1
OPPONENTS		92	3,644	39.6	7	23	58	0

PASSING		Att	Comp	Pct	Yds	LG	TD	Int	QB
Montana, Joe		494	303	61.3	3,653	73	27	13	91.3
Cavanaugh, Matt		54	28	51.9	334	41t	1	1	69.5
Harmon, Derrick		1	0	0.0	0	0	0	0	39.6
Solomon, Freddie		1	0	0.0	0	0	0	0	39.6
49ERS		550	331	60.2	3,987	73	28	14	88.8
OPPONENTS		621	346	55.7	3,965	82t	11	18	68.9

1986 (10-5-1/10-6-1)

NFC West Champions

Bill Walsh, Coach

W	31	at Tampa Bay (50,780), S-7	7
L	13	at Los Angeles Rams (65,195), S-14	16
W	26	New Orleans (58,297), S-21	17
W	31	at Miami (70,264), S-28	17
W	35	Indianapolis (57,252), O-5	14
L	24	Minnesota (58,637), O-12	(OT) 27
T	10	at Atlanta (55,306), O-19	(OT) 10
W	31	at G.B. in Milwaukee (50,557), O-26	17
L	10	at New Orleans (52,234), N-2	23
W	43	St. Louis (59,172), N-9	17
L	6	at Washington (54,774), MON/N-17	14
W	20	Atlanta (58,747), N-23	0
L	17	New York Giants (59,777), MON/D-1	21
W	24	New York Jets (58,091), D-7	10
W	29	at New England (60,787), D-14	24
W	24	Los Angeles Rams (60,266), FRI/D-19	14

374

247

NFC PLAYOFF - JAN. 4

L	3	at Meadowlands, N.J. - Giants Stadium	49
---	---	---------------------------------------	----

TEAM STATISTICS	49ers	Opp
TOTAL FIRST DOWNS	346	285
By Rushing	114	97
By Passing	213	169
By Penalties	19	19
TOTAL YARDS GAINED	6,082	4,880
By Rushing	1,986	1,555
By Passing	4,096	3,325
TOTAL PLAYS FROM SCRIMMAGE	1,118	1,061
Rushes	510	406
Average Gain Per Rush	3.9	3.8
NET YARDS PASSING	4,096	3,325
Passes Attempted	582	604
Passes Completed	353	324
Percent Completed	60.7	53.6
Had Intercepted	20	39
Times Sacked	26	51
Lost Attempting to Pass	203	448
PUNTS	85	91
Total Yardage of Punts	3,450	3,765
Average Length	40.6	41.4
KICKOFF RETURNS	42	71
Total Yards Returned	757	1,598
Average Length of Return	18.0	22.5
PENALTIES	95	89
Yards Penalized	691	653
FUMBLES	32	31
Own Fumbles Recovered	23	21
Opponents' Fumbles Recovered	10	9
FIELD GOALS	25	15
Field Goals Attempted	35	25
TOTAL POINTS SCORED	374	235
Touchdowns Scored	43	29
Touchdowns Rushing	16	8
Touchdowns Passing	21	18
Touchdown Returns	6	1
Extra Points	41	28
Safeties	0	0

AVG. TIME OF POSSESSION	30:28	29:32
-------------------------	-------	-------

SCORING	TDs	Ru	Pa	Int	Fu	KO	Pu	PAT	FG	S	Pts
Wersching, Ray	0	0	0	0	0	0	0	41/42	25/35	0	116
Rice, Jerry	16	1	15	0	0	0	0	0/0	0/0	0	96
Craig, Roger	7	7	0	0	0	0	0	0/0	0/0	0	42
Cribbs, Joe	5	5	0	0	0	0	0	0/0	0/0	0	30
Clark, Dwight	2	0	2	0	0	0	0	0/0	0/0	0	12
Frank, John	2	0	2	0	0	0	0	0/0	0/0	0	12
Holmoe, Tom	2	0	0	2	0	0	0	0/0	0/0	0	12
Francis, Russ	1	0	1	0	0	0	0	0/0	0/0	0	6
Griffin, Don	1	0	0	0	0	0	1	0/0	0/0	0	6
Harmon, Derrick	1	1	0	0	0	0	0	0/0	0/0	0	6
Lott, Ronnie	1	0	0	1	0	0	0	0/0	0/0	0	6
McKyer, Tim	1	0	0	1	0	0	0	0/0	0/0	0	6
Moroski, Mike	1	1	0	0	0	0	0	0/0	0/0	0	6
Nixon, Tory	1	0	0	1	0	0	0	0/0	0/0	0	6

Rookie Names in Italics

(continued)

SCORING	TDs	Ru	Pa	Int	Fu	KO	Pu	PAT	FG	S	Pts
Rathman, Tom	1	1	0	0	0	0	0	0/0	0/0	0	6
Wilson, Mike	1	0	1	0	0	0	0	0/0	0/0	0	6
49ERS	43	16	21	5	0	0	1	41/42	25/35	0	374
OPPONENTS*	27	8	18	0	0	1	1**	28/29	15/25	0	235

*ret. blkd FGA **rcvrd blkd punt

RUSHING	Att	Yds	Avg	LG	TD
Craig, Roger	204	830	4.1	25	7
Cribbs, Joe	152	590	3.9	19	5
Rathman, Tom	33	138	4.2	29t	1
Tyler, Wendell	31	127	4.1	14	0
Harmon, Derrick	27	77	2.9	15	1
Rice, Jerry	10	72	7.2	18	1
Kemp, Jeff	15	49	3.3	12	0
Cherry, Tony	11	42	3.8	10	0
Montana, Joe	17	38	2.2	17	0
Moroski, Mike	6	22	3.7	12	1
Ring, Bill	3	4	1.3	4	0
Frank, John	1	-3	-3.0	-3	0

49ERS	510	1,986	3.9	29t	16
OPPONENTS	406	1,555	3.8	36	8

RECEIVING	No	Yds	Avg	LG	TD
Rice, Jerry	86	1,570	18.3	66t	15
Craig, Roger	81	624	7.7	48	0
Clark, Dwight	61	794	13.0	45t	2
Francis, Russ	41	505	12.3	52	1
Cribbs, Joe	35	346	9.9	33	0
Rathman, Tom	13	121	9.3	14	0
Wilson, Mike	9	104	11.6	18	1
Frank, John	9	61	6.8	17	2
Harmon, Derrick	8	78	9.8	15	0
Crawford, Derrick	5	70	14.0	42	0
Margerum, Ken	2	12	6.0	6	0
Monroe, Carl	2	6	3.0	5	0
Ring, Bill	1	8	8.0	8	0

49ERS	353	4,299	12.2	66t	21
OPPONENTS	324	3,773	11.7	84t	18

INTERCEPTIONS	No	Yds	Avg	LG	TD
Lott, Ronnie	10	134	13.4	57t	1
McKyer, Tim	6	33	5.5	21t	1
Fahnhorst, Jim	4	52	13.0	46	0
Fuller, Jeff	4	44	11.0	26	0
Holmoe, Tom	3	149	49.7	78t	2
Williamson, Carlton	3	3	1.0	2	0
Griffin, Don	3	0	0.0	0	0
Nixon, Tory	2	106	53.0	88t	1
Tuiasosopo, Manu	1	22	22.0	22	0
Cousineau, Tom	1	18	18.0	18	0
Turner, Keena	1	9	9.0	9	0
Haley, Charles	1	8	8.0	8	0

49ERS	39	578	14.8	88t	5
OPPONENTS	20	205	10.3	57	0

KICKOFF RETURNS	No	Yds	Avg	LG	TD
Crawford, Derrick	15	280	18.7	34	0
Monroe, Carl	8	139	17.4	25	0
Griffin, Don	5	97	19.4	28	0
Harmon, Derrick	4	82	20.5	28	0
Rathman, Tom	3	66	22.0	22	0
Cherry, Tony	2	29	14.5	17	0
Frank, John	2	24	12.0	16	0
McKyer, Tim	1	15	15.0	15	0
Ring, Bill	1	15	15.0	15	0
Wilson, Mike	1	10	10.0	10	0

49ERS	42	757	18.0	34	0
OPPONENTS	71	1,598	22.5	101t	1

PUNT RETURNS	No	FC	Yds	Avg	LG	TD
Griffin, Don	38	18	377	9.9	76t	1
Crawford, Derrick	4	0	15	3.8	9	0
McKyer, Tim	1	1	5	5.0	5	0
49ERS	43	19	397	9.2	76t	1
OPPONENTS	49	12	373	7.6	39	1

PUNTING	No	Yds	Avg	TB	I-20	LG	Bk
Runager, Max	83	3,450	41.6	8	23	62	2
49ERS	85	3,450	40.6	8	23	62	2
OPPONENTS	91	3,765	41.4	9	20	73	0

PASSING	Att	Comp	Pct	Yds	LG	TD	Int	QB
Montana, Joe	307	191	62.2	2,236	48	8	9	80.7
Kemp, Jeff	200	119	59.5	1,554	66t	11	8	85.7
Moroski, Mike	73	42	57.5	493	52t	2	3	70.2
Rice, Jerry	2	1	50.0	16	16t	0	0	77.1
49ERS	582	353	60.7	4,299	66t	21	20	81.1
OPPONENTS	604	324	53.6	3,773	84t	18	39	55.8

1987 (13-2/13-3)

NFC West Champions

Bill Walsh, Coach

L	17	at Pittsburgh (55,735), S-13	30
W	27	at Cincinnati (53,498), S-20	26
		*Philadelphia, S-27	
W	41	at New York Giants (16,471), MON/O-5	21
W	25	at Atlanta (8,684), O-11	17
W	34	St. Louis (38,094), O-18	28
W	24	at New Orleans (60,497), O-25	22
W	31	at Los Angeles Rams (55,328), N-1	10
W	27	Houston (59,740), N-8	20
L	24	New Orleans (60,436), N-15	26
W	24	at Tampa Bay (63,211), N-22	10
W	38	Cleveland (60,243), SUN/N-29	24
W	23	at Green Bay (51,118), D-6	12
W	41	Chicago (63,509), MON/D-14	0
W	35	Atlanta (54,698), D-20	7
W	48	Los Angeles Rams (57,953), SUN/D-27	0

459

253

NFC PLAYOFF -JAN. 9

(at San Francisco - Candlestick Park)

L	24	Minnesota (62,547)- SAT	36
---	----	--------------------------------	----

* Game canceled due to NFL players' strike.

TEAM STATISTICS

	49ers	Opp
TOTAL FIRST DOWNS	357	250
By Rushing	134	95
By Passing	202	132
By Penalties	21	23
TOTAL YARDS GAINED	5,987	4,095
By Rushing	2,237	1,611
By Passing	3,750	2,484
TOTAL PLAYS FROM SCRIMMAGE	1,054	933
Rushes	524	429
Average Gain Per Rush	4.3	3.8
NET YARDS PASSING	3,750	2,484
Passes Attempted	501	467
Passes Completed	322	224
Percent Completed	64.3	48.0
Had Intercepted	14	25
Times Sacked	29	37
Lost Attempting to Pass	205	287
PUNTS	68	72
Total Yardage of Punts	2,541	2,850
Average Length	37.4	39.6
KICKOFF RETURNS	55	76
Total Yards Returned	1,144	1,598
Average Length of Return	20.8	21.0
PENALTIES	88	80
Yards Penalized	792	660
FUMBLES	25	30
Own Fumbles Recovered	13	17
Opponents' Fumbles Recovered	13	12
FIELD GOALS	16	24
Field Goals Attempted	23	35
TOTAL POINTS SCORED	459	253
Touchdowns Scored	59	26
Touchdowns Rushing	11	8
Touchdowns Passing	44	13
Touchdown Returns	4	5
Extra Points	55	25
Safeties	1	0
AVG. TIME OF POSSESSION	31:43	28:17
SCORING	TDs Ru Pa Int Fu KO Pu PAT FG S Pts	TDs Ru Pa Int Fu KO Pu PAT FG S Pts
Rice, Jerry	23 1 22 0 0 0 0 0 0/0	0/0 0 0 138
Werschling, Ray	0 0 0 0 0 0 0 0 44/46	13/17 0 83
Clark, Dwight	5 0 5 0 0 0 0 0 0/0	0/0 0 30
Wilson, Mike	5 0 5 0 0 0 0 0 0/0	0/0 0 30
Craig, Roger	4 3 1 0 0 0 0 0 0/0	0/0 0 24
Rathman, Tom	4 1 3 0 0 0 0 0 0/0	0/0 0 24
Brockhaus, Jeff	0 0 0 0 0 0 0 0 11/13	3/6 0 20
Frank, John	3 0 3 0 0 0 0 0 0/0	0/0 0 18
Heller, Ron	3 0 3 0 0 0 0 0 0/0	0/0 0 18
Cribbs, Joe	2 1 0 0 0 0 1 0 0/0	0/0 0 12
Cherry, Tony	1 1 0 0 0 0 0 0 0/0	0/0 0 6
Greer, Terry	1 0 1 0 0 0 0 0 0/0	0/0 0 6
McLemore, Dana	1 0 0 0 0 0 1 0 0/0	0/0 0 6
Monroe, Carl	1 0 1 0 0 0 0 0 0/0	0/0 0 6
Montana, Joe	1 1 0 0 0 0 0 0 0/0	0/0 0 6
Rodgers, Del	1 1 0 0 0 0 0 0 0/0	0/0 0 6
Stevens, Mark	1 1 0 0 0 0 0 0 0/0	0/0 0 6
Taylor, John	1 0 0 0 0 1 0 0 0/0	0/0 0 6
Wells, Mike	1 0 0 0 0 0 0 0 0/0	0/0 0 6
Young, Steve	1 1 0 0 0 0 0 0 0/0	0/0 0 6
Fuller, Jeff	0 0 0 0 0 0 0 0 0/0	0/0 1 2
49ERS	59 11 44 0 1 2 55/59 16/23 1 459	
OPPONENTS#	26 8 13 0 3 0 1* 25/26 24/35 0 253	

*ret bkld punt **ret bkld FGA #rcvrd bkld punt

Rookie Names in Italics

RUSHING	Att	Yds	Avg	LG	TD			
Craig, Roger	215	815	3.8	25	3			
Cribbs, Joe	70	300	4.3	20	1			
Rathman, Tom	62	257	4.2	35	1			
Young, Steve	26	190	7.3	29t	1			
Montana, Joe	35	141	4.0	20	1			
Sydney, Harry	29	125	4.3	15	0			
Varajon, Mike	18	82	4.6	11	0			
Cherry, Tony	13	65	5.0	16	1			
Rice, Jerry	8	51	6.4	17	1			
Hardy, Andre	7	48	6.9	14	0			
Rodgers, Del	11	46	4.2	15	1			
Stevens, Mark	10	45	4.5	16	1			
DuBose, Doug	10	33	3.3	11	0			
Monroe, Carl	2	26	13.0	17	0			
Flagler, Terrence	6	11	1.8	5	0			
Frank, John	1	2	2.0	2	0			
Blount, Ed	1	0	0.0	0	0			
49ERS	524	2,237	4.3	35	11			
OPPONENTS	429	1,611	3.8	57	8			
RECEIVING	No	Yds	Avg	LG	TD			
Craig, Roger	66	492	7.5	35t	1			
Rice, Jerry	65	1,078	16.6	57t	22			
Rathman, Tom	30	329	11.0	29	3			
Wilson, Mike	29	450	15.5	46t	5			
Frank, John	26	296	11.4	27	3			
Clark, Dwight	24	290	12.1	40t	5			
Francis, Russ	22	202	9.2	19	0			
Heller, Ron	12	165	13.8	39t	3			
Taylor, John	9	151	16.8	34	0			
Cribbs, Joe	9	70	7.8	16	0			
Greer, Terry	6	111	18.5	50	1			
Gladney, Tony	4	60	15.0	19	0			
DuBose, Doug	4	37	9.3	14	0			
Monroe, Carl	3	66	22.0	39t	1			
Varajon, Mike	3	25	8.3	12	0			
Rodgers, Del	2	45	22.5	24	0			
Jones, Brent	2	35	17.5	22	0			
Flagler, Terrence	2	28	14.0	24	0			
Dressel, Chris	1	8	8.0	8	0			
Hardy, Andre	1	7	7.0	7	0			
Margerum, Ken	1	7	7.0	7	0			
Sydney, Harry	1	3	3.0	3	0			
49ERS	322	3,955	12.3	57t	44			
OPPONENTS	224	2,771	12.4	63t	13			
INTERCEPTIONS	No	Yds	Avg	LG	TD			
Lott, Ronnie	5	62	12.4	34	0			
Griffin, Don	5	1	0.2	1	0			
McLemore, Dana	2	35	17.5	25	0			
McKyer, Tim	2	0	0.0	0	0			
Courtney, Matt	1	30	30.0	30	0			
Williamson, Carlton	1	17	17.0	17	0			
Walter, Mike	1	16	16.0	16	0			
Turner, Keena	1	15	15.0	15	0			
Martin, Derrick	1	12	12.0	12	0			
Cousineau, Tom	1	11	11.0	11	0			
Nixon, Tory	1	5	5.0	5	0			
Shell, Todd	1	1	1.0	1	0			
Fahnhorst, Jim	1	0	0.0	0	0			
Holmoe, Tom	1	0	0.0	0	0			
McColl, Milt	1	0	0.0	0	0			
49ERS	25	205	8.2	34	0			
OPPONENTS	14	258	18.4	38	0			
KICKOFF RETURNS	No	Yds	Avg	LG	TD			
Rodgers, Del	17	358	21.1	50	0			
Cribbs, Joe	13	327	25.2	92t	1			
Sydney, Harry	12	243	20.3	30	0			
Monroe, Carl	5	91	18.2	24	0			
Flagler, Terrence	3	31	10.3	16	0			
Rathman, Tom	2	37	18.5	21	0			
McLemore, Dana	1	23	23.0	23	0			
Henley, Thomas	1	21	21.0	21	0			
Varajon, Mike	1	13	13.0	13	0			
49ERS	55	1,144	20.8	92t	1			
OPPONENTS	76	1,598	21.0	97t	1			
PUNT RETURNS	No	FC	Yds	Avg	LG	TD		
McLemore, Dana	21	7	265	12.6	83t	1		
Griffin, Don	9	2	79	8.8	29	0		
Martin, Derrick	2	0	12	6.0	9	0		
Pollard, Darryl	1	0	0	0.0	0	0		
Taylor, John	1	0	9	9.0	9	0		
49ERS	34	9	365	10.7	83t	1		
OPPONENTS	29	10	195	6.7	26	1		
PUNTING	No	Yds	Avg	TB	I-20	LG	Blk	
Runager, Max	55	2,157	39.2	7	13	56	1	
Asmus, Jim	12	384	32.0	1	3	51	0	
49ERS	67	2,541	37.4	8	16	56	1	
OPPONENTS	72	2,850	39.6	6	13	68	1	
PASSING	Att	Comp	Pct	Yds	LG	TD	Int	QB
Montana, Joe	398	266	66.8	3,054	57t	31	13	102.1
Young, Steve	69	37	53.6	570	50t	10	0	120.8
Gagliano, Bob	29	16	55.2	229	50	1	1	78.1
Stevens, Mark	4	2	50.0	52	39t	1	0	135.4
Sydney, Harry	1	1	100.0	50	50t	1	0	158.3
49ERS	501	322	64.3	3,955	57t	44	14	106.2
OPPONENTS	467	224	48.0	2,771	63t	13	25	53.8

1988 (10-6/13-6)
NFC West Champions – World Champions
Bill Walsh, Coach

W	34	at New Orleans (66,357), S–4	33
W	20	at New York Giants (75,948), S–11	17
L	17	Atlanta (60,168), S–18	34
W	38	at Seattle (62,382), S–25	7
W	20	Detroit (58,285), O–2	13
L	13	Denver (61,711), O–9	(OT) 16
W	24	at L.A. Rams (65,450), O–16	21
L	9	at Chicago (65,293), MON /O–24	10
W	24	Minnesota (60,738), O–30	21
L	23	at Phoenix (64,544), N–6	24
L	3	L.A. Raiders (54,448), N–13	9
W	37	Washington (59,268), MON /N–21	21
W	48	at San Diego (51,484), N–27	10
W	13	at Atlanta (44,048), D–4	3
W	30	New Orleans (62,977), D–11	17
L	16	L.A. Rams (62,444), SUN /D–18	38

369 **294**

NFC PLAYOFF - JAN. 1

(at San Francisco – Candlestick Park)

W	34	Minnesota (61,848)	9
---	----	--------------------	---

NFC CHAMPIONSHIP - JAN. 8

(at Chicago – Soldier Field)

W	28	at Chicago (66,946)	3
---	----	---------------------	---

SUPER BOWL XXIII - JAN. 22

(at Miami – Joe Robbie Stadium)

W	20	Cincinnati (75,129)	16
---	----	---------------------	----

TEAM STATISTICS

	49ers	Opp
TOTAL FIRST DOWNS	326	277
By Rushing	141	90
By Passing	167	160
By Penalties	18	27
TOTAL YARDS GAINED	5,900	4,575
By Rushing	2,523	1,588
By Passing	3,377	2,987
TOTAL PLAYS FROM SCRIMMAGE	1,076	1,013
Rushes	527	441
Average Gain Per Rush	4.8	3.6
NET YARDS PASSING	3,377	2,987
Passes Attempted	502	530
Passes Completed	293	292
Percent Completed	58.4	55.1
Had Intercepted	14	22
Times Sacked	47	42
Lost Attempting to Pass	298	297
PUNTS	80	86
Total Yardage of Punts	3,093	3,522
Average Length	38.7	41.0
KICKOFF RETURNS	55	73
Total Yards Returned	978	1,362
Average Length of Return	17.8	18.7
PENALTIES	115	76
Yards Penalized	986	603
FUMBLES	27	30
Own Fumbles Recovered	15	16
Opponents' Fumbles Recovered	14	12
FIELD GOALS	27	18
Field Goals Attempted	38	24
TOTAL POINTS SCORED	369	294
Touchdowns Scored	41	34
Touchdowns Rushing	18	8
Touchdowns Passing	21	25
Touchdown Returns	2	1
Extra Points	40	34
Safeties	1	1
AVG. TIME OF POSSESSION	30:31	29:29

SCORING	TDs	Ru	Pa	Int	Fu	KO	Pu	PAT	FG	S	Pts
Cofer, Mike	0	0	0	0	0	0	0	40/41	27/38	0	121
Craig, Roger	10	9	1	0	0	0	0	0/0	0/0	0	60
Rice, Jerry	10	1	9	0	0	0	0	0/0	0/0	0	60
Taylor, John	4	0	2	0	0	0	2	0/0	0/0	0	24
Frank, John	3	0	3	0	0	0	0	0/0	0/0	0	18
Montana, Joe	3	3	0	0	0	0	0	0/0	0/0	0	18

Rookie Names in Italics

(continued)

SCORING	TDs	Ru	Pa	Int	Fu	KO	Pu	PAT	FG	S	Pts
Wilson, Mike	3	0	3	0	0	0	0	0/0	0/0	0	18
DuBose, Doug	2	2	0	0	0	0	0	0/0	0/0	0	12
Jones, Brent	2	0	2	0	0	0	0	0/0	0/0	0	12
Rathman, Tom	2	2	0	0	0	0	0	0/0	0/0	0	12
McIntyre, Guy	1	0	1	0	0	0	0	0/0	0/0	0	6
Young, Steve	1	1	0	0	0	0	0	0/0	0/0	0	6
Haley, Charles	0	0	0	0	0	0	0	0/0	0/0	1	2
49ERS	41	18	21	0	0	0	2	40/41	27/38	1	369
OPPONENTS	34	8	25	1	0	0	0	34/34	18/24	1	294
RUSHING	Att	Yds	Avg	LG	TD						
Craig, Roger	310	1,502	4.8	46t	9						
Rathman, Tom	102	427	4.2	26	2						
Young, Steve	27	184	6.8	49t	1						
Montana, Joe	38	132	3.5	15	3						
DuBose, Doug	24	116	4.8	37t	2						
Rice, Jerry	13	107	8.2	29	1						
Sydney, Harry	9	50	5.6	13	0						
Flagler, Terrence	3	5	1.7	4	0						
Helton, Barry	1	0	0.0	0	0						
49ERS	527	2,523	4.8	49t	18						
OPPONENTS	441	1,588	3.6	36t	8						
RECEIVING	No	Yds	Avg	LG	TD						
Craig, Roger	76	534	7.0	22	1						
Rice, Jerry	64	1,306	20.4	96t	9						
Rathman, Tom	42	382	9.1	24	0						
Wilson, Mike	33	405	12.3	31	3						
Frank, John	16	195	12.2	38	3						
Taylor, John	14	325	23.2	73t	2						
Heller, Ron	14	140	10.0	22	0						
Greer, Terry	8	120	15.0	31	0						
Jones, Brent	8	57	7.1	18t	2						
DuBose, Doug	6	57	9.5	13	0						
Flagler, Terrence	4	72	18.0	57	0						
Chandler, Wes	4	33	8.3	9	0						
Sydney, Harry	2	18	9.0	9	0						
McIntyre, Guy	1	17	17.0	17t	1						
Nicholas, Calvin	1	14	14.0	14	0						
49ERS	293	3,675	12.5	96t	21						
OPPONENTS	292	3,284	11.3	67t	25						
INTERCEPTIONS	No	Yds	Avg	LG	TD						
McKyer, Tim	7	11	1.6	7	0						
Lott, Ronnie	5	59	11.8	44	0						
Fuller, Jeff	4	18	4.5	10	0						
Holmoe, Tom	2	0	0.0	0	0						
Wright, Eric	2	-2	-1.0	0	0						
Turner, Keena	1	2	2.0	2	0						
Carter, Michael	1	0	0.0	0	0						
49ERS	22	88	4.0	44	0						
OPPONENTS	14	185	13.2	47t	1						
KICKOFF RETURNS	No	Yds	Avg	LG	TD						
DuBose, Doug	32	608	19.0	44	0						
Taylor, John	12	225	18.8	29	0						
Rodgers, Del	6	98	16.3	24	0						
Craig, Roger	2	32	16.0	17	0						
Sydney, Harry	1	8	8.0	8	0						
Thomas, Chuck	1	5	5.0	5	0						
Wilson, Mike	1	2	2.0	2	0						
49ERS	55	978	17.8	44	0						
OPPONENTS	73	1,362	18.7	40	1						
PUNT RETURNS	No	FC	Yds	Avg	LG	TD					
Taylor, John	44	7	556	12.6	95t	2					
Chandler, Wes	6	5	28	4.7	13	0					
Griffin, Don	4	3	28	7.0	10	0					
49ERS	54	15	612	11.3	95t	2					
OPPONENTS	47	10	426	9.1	41	0					
PUNTING	No	Yds	Avg	TB	I-20	LG	Blk				
Helton, Barry	78	3,069	39.3	5	22	53	1				
Runager, Max	1	24	24.0	0	0	24	0				
49ERS	79	3,093	39.2	5	22	53	1				
OPPONENTS	86	3,522	41.0	5	21	57	0				
PASSING	Att	Comp	Pct	Yds	LG	TD	Int	QB			
Montana, Joe	397	238	60.0	2,981	96t	18	10	87.9			
Young, Steve	101	54	53.5	680	73t	3	3	72.2			
Rice, Jerry	3	1	33.3	14	14	0	1	9.7			
Sydney, Harry	1	0	0.0	0	0	0	0	39.6			
49ERS	502	293	58.4	3,675	96t	21	14	83.5			
OPPONENTS	530	292	55.1	3,284	67t	25	22	72.2			

1989 (14-2/17-2)

**NFC West Champions – World Champions
George Seifert, Coach**

W	30	at Indianapolis (60,111), S–10	24
W	20	at Tampa Bay (64,087), S–17	16
W	38	at Philadelphia (66,042), S–24	28
L	12	Los Angeles Rams (64,250), O–1	13
W	24	at New Orleans (60,488), O–8	20
W	31	at Dallas (61,077), O–15	14
W	37	New England (70,000), O–22+	20
W	23	at New York Jets (62,805), O–29	10
W	31	New Orleans (60,667), MON/N –6	13
W	45	Atlanta (59,914), N–12	3
L	17	Green Bay (62,219), N–19	21
W	34	New York Giants (63,461), MON/N –27	24
W	23	at Atlanta (43,128), D–3	10
W	30	at Los Angeles Rams (67,959), MON/D –11	27
W	21	Buffalo (60,927), D–17	10
W	26	Chicago (60,207), D–24	0

442 **253**

NFC PLAYOFF - JAN. 6

(at San Francisco – Candlestick Park)

W 41 Minnesota (64,585)–**SAT** 13

NFC CHAMPIONSHIP - JAN. 14

(at San Francisco – Candlestick Park)

W 30 Los Angeles Rams (64,769) 3

SUPER BOWL XXIV - JAN. 28

(at New Orleans – Louisiana Superdome)

W 55 Denver (72,919) 10

+ Game played at Stanford Stadium due to Bay Area earthquake
– October 17, 1989

TEAM STATISTICS										49ers	Opp									
TOTAL FIRST DOWNS										350	283									
By Rushing										124	76									
By Passing										209	178									
By Penalties										17	29									
TOTAL YARDS GAINED										6,268	4,618									
By Rushing										1,966	1,383									
By Passing										4,302	3,235									
TOTAL PLAYS FROM SCRIMMAGE										1,021	979									
Rushes										493	372									
Average Gain Per Rush										4.0	3.7									
NET YARDS PASSING										4,302	3,235									
Passes Attempted										483	564									
Passes Completed										339	316									
Percent Completed										70.2	56.0									
Had Intercepted										11	21									
Times Sacked										45	43									
Lost Attempting to Pass										282	333									
PUNTS										55	74									
Total Yardage of Punts										2,226	2,875									
Average Length										40.5	38.9									
KICKOFF RETURNS										51	76									
Total Yards Returned										954	1,435									
Average Length of Return										18.7	18.9									
PENALTIES										109	75									
Yards Penalized										922	581									
FUMBLES										32	34									
Own Fumbles Recovered										18	18									
Opponents' Fumbles Recovered										16	14									
FIELD GOALS										29	23									
Field Goals Attempted										36	31									
TOTAL POINTS SCORED										442	253									
Touchdowns Scored										51	26									
Touchdowns Rushing										14	9									
Touchdowns Passing										35	15									
Touchdown Returns										2	2									
Extra Points										49	26									
Safetyes										0	1									
AVG. TIME OF POSSESSION										31:45	28:15									
SCORING										TDs	Ru	Pa	Int	Fu	KO	Pu	PAT	FG	S	Pts
Cofer, Mike										0	0	0	0	0	0	0	49/51	29/36	0	136
Rice, Jerry										17	0	17	0	0	0	0	0/0	0/0	0	102
Taylor, John										10	0	10	0	0	0	0	0/0	0/0	0	60
Craig, Roger										7	6	1	0	0	0	0	0/0	0/0	0	42
Jones, Brent										4	0	4	0	0	0	0	0/0	0/0	0	24
Montana, Joe										3	3	0	0	0	0	0	0/0	0/0	0	18
Rathman, Tom										2	1	1	0	0	0	0	0/0	0/0	0	12

Rookie Names in Italics

(continued)

SCORING			TDs	Ru	Pa	Int	Fu	KO	Pu	PAT	FG	S	Pts
Young, Steve			2	2	0	0	0	0	0	0/0	0/0	0	12
Flagler, Terrence			1	1	0	0	0	0	0	0/0	0/0	0	6
Haley, Charles			1	0	0	0	1	0	0	0/0	0/0	0	6
Henderson, Keith			1	1	0	0	0	0	0	0/0	0/0	0	6
Jackson, Johnny*			1	0	0	0	0	0	0	0/0	0/0	0	6
Walls, Wesley			1	0	1	0	0	0	0	0/0	0/0	0	6
Wilson, Mike			1	0	1	0	0	0	0	0/0	0/0	0	6
49ERS			51	14	35	0	1	0	0	49/51	29/36	0	442
OPPONENTS			26	9	15	0	1	0	1**	26/26	23/31	1	253

*ret blkd FGA **rcvrd blkd punt

RUSHING			Att	Yds	Avg	LG	TD
Craig, Roger			271	1,054	3.9	27	6
Rathman, Tom			79	305	3.9	13	1
Montana, Joe			49	227	4.6	19	3
Flagler, Terrence			33	129	3.9	29t	1
Young, Steve			38	126	3.3	22	2
Sydney, Harry			9	56	6.2	18	0
Rice, Jerry			5	33	6.6	17	0
Henderson, Keith			7	30	4.3	11t	1
Taylor, John			1	6	6.0	6	0
Helton, Barry			1	0	0.0	0	0
49ERS			493	1,966	4.0	29t	14
OPPONENTS			372	1,383	3.7	23	9

RECEIVING			No	Yds	Avg	LG	TD
Rice, Jerry			82	1,483	18.1	68t	17
Rathman, Tom			73	616	8.4	36	1
Taylor, John			60	1,077	18.0	95t	10
Craig, Roger			49	473	9.7	44	1
Jones, Brent			40	500	12.5	36t	4
Wilson, Mike			9	103	11.4	19	1
Sydney, Harry			9	71	7.9	13	0
Flagler, Terrence			6	51	8.5	30	0
Walls, Wesley			4	16	4.0	9	1
Henderson, Keith			3	130	43.3	78	0
Williams, Jamie			3	38	12.7	17	0
Greer, Terry			1	26	26.0	26	0
49ERS			339	4,584	13.5	95t	35
OPPONENTS			316	3,568	11.3	65t	15

INTERCEPTIONS			No	Yds	Avg	LG	TD
Lott, Ronnie			5	34	6.8	28	0
Brooks, Chet			3	31	10.3	19	0
Wright, Eric			2	37	18.5	23	0
Jackson, Johnny			2	35	17.5	19	0
Griffin, Don			2	6	3.0	3	0
Turner, Keena			1	42	42.0	42	0
Holmoe, Tom			1	23	23.0	23	0
McKyer, Tim			1	18	18.0	18	0
Romanowski, Bill			1	13	13.0	13	0
Pollard, Darryl			1	12	12.0	12	0
Millen, Matt			1	10	10.0	10	0
DeLong, Keith			1	1	1.0	1	0
49ERS			21	262	12.5	42	0
OPPONENTS			11	140	12.7	35	0

KICKOFF RETURNS	No	Yds	Avg	LG	TD
Flagler, Terrence	32	643	20.1	41	0
Tillman, Spencer	10	206	20.6	60	0
Sydney, Harry	3	16	5.3	16	0
Taylor, John	2	51	25.5	27	0
Henderson, Keith	2	21	10.5	13	0
Greer, Terry	1	17	17.0	17	0
Jackson, Johnny	1	0	0.0	0	0
49ERS	51	954	18.7	60	0
OPPONENTS	76	1,435	18.9	37	0

PUNT RETURNS		No	FC	Yds	Avg	LG	TD	
Taylor, John		36	20	417	11.6	37	0	
Greer, Terry		1	0	3	3.0	3	0	
Griffin, Don		1	0	9	9.0	9	0	
Romanowski, Bill		1	0	0	0.0	0	0	
49ERS		39	20	429	11.0	37	0	
OPPONENTS		35	4	361	10.3	22	0	
PUNTING		No	Yds	Avg	TB	I-20	LG	Blk
Helton, Barry		55	2,226	40.5	6	13	56	1
49ERS		55	2,226	39.8	6	13	56	1
OPPONENTS		74	2,875	38.9	4	18	57	0

PASSING	Att	Comp	Pct	Yds	LG	TD	Int	QB
Montana, Joe	386	271	70.2	3,521	95t	26	8	112.4
Young, Steve	92	64	69.6	1,001	50t	8	3	120.8
Bono, Steve	5	4	80.0	62	45t	1	0	157.9
49ERS	483	339	70.2	4,584	95t	35	11	114.8
OPPONENTS	564	316	56.0	3,568	65t	15	21	68.5

PASSING	Att	Comp	Pct	Yds	LG	TD	Int	QB
Montana, Joe	386	271	70.2	3,521	95t	26	8	112.4
Young, Steve	92	64	69.6	1,001	50t	8	3	120.8
Bono, Steve	5	4	80.0	62	45t	1	0	157.9
49ERS	483	339	70.2	4,584	95t	35	11	114.8
OPPONENTS	564	316	56.0	3,568	65t	15	21	68.5

1990 (14-2/15-3)

NFC West Champions

George Seifert, Coach

W	13	at New Orleans (68,629), MON /S-10	12
W	26	Washington (64,287), S-16	13
W	19	Atlanta (62,858), S-23	13
—	—	BYE, S-30	—
W	24	at Houston (59,931), O-7	21
W	45	at Atlanta (57,921), O-14	35
W	27	Pittsburgh (64,301), O-21	7
W	20	Cleveland (63,672), O-28	17
W	24	at Green Bay (58,835), N-4	20
W	24	at Dallas (62,966), SUN /N-11	6
W	31	Tampa Bay (62,221), N-18	7
L	17	Los Angeles Rams (62,633), N-25	28
W	7	New York Giants (66,092), MON /D-3	3
W	20	at Cincinnati (60,084), D-9	(OT) 17
W	26	at Los Angeles Rams (65,619), MON /D-17	10
L	10	New Orleans (60,112), D-23	13
W	20	at Minnesota (51,590), D-30	17

353

239

NFC PLAYOFF - JAN. 12

W	28	Washington (65,292)— SAT (at San Francisco — Candlestick Park)	10
---	----	--	----

NFC CHAMPIONSHIP - JAN. 20

L	13	New York Giants (66,334) (at San Francisco — Candlestick Park)	15
---	----	---	----

TEAM STATISTICS

	49ers	Opp
TOTAL FIRST DOWNS	324	250
By Rushing	107	77
By Passing	201	157
By Penalties	16	16
TOTAL YARDS GAINED	5,895	4,273
By Rushing	1,718	1,258
By Passing	4,177	3,015
TOTAL PLAYS FROM SCRIMMAGE	1,074	919
Rushes	454	353
Average Gain Per Rush	3.8	3.6
NET YARDS PASSING	4,177	3,015
Passes Attempted	583	522
Passes Completed	360	265
Percent Completed	61.8	50.8
Had Intercepted	16	17
Times Sacked	37	44
Lost Attempting to Pass	194	263
PUNTS	70	82
Total Yardage of Punts	2,537	3,280
Average Length	36.2	40.0
KICKOFF RETURNS	53	66
Total Yards Returned	965	1,284
Average Length of Return	18.2	19.5
PENALTIES	104	85
Yards Penalized	828	641
FUMBLES	24	21
Own Fumbles Recovered	10	7
Opponents' Fumbles Recovered	14	14
FIELD GOALS	24	19
Field Goals Attempted	36	23
TOTAL POINTS SCORED	353	239
Touchdowns Scored	40	26
Touchdowns Rushing	12	7
Touchdowns Passing	28	17
Touchdown Returns	0	2
Extra Points	39	26
Safeties	1	0
AVG. TIME OF POSSESSION	32:49	27:11

SCORING

	TDs	Ru	Pa	Int	Fu	KO	Pu	PAT	FG	S	Pts
Cofer, Mike	0	0	0	0	0	0	0	39/39	24/36	0	111
Rice, Jerry	13	0	13	0	0	0	0	0/0	0/0	0	78
Rathman, Tom	7	7	0	0	0	0	0	0/0	0/0	0	42
Taylor, John	7	0	7	0	0	0	0	0/0	0/0	0	42
Jones, Brent	5	0	5	0	0	0	0	0/0	0/0	0	30

Rookie Names in Italics

(continued)

SCORING

	TDs	Ru	Pa	Int	Fu	KO	Pu	PAT	FG	S	Pts
Sydney, Harry	3	2	1	0	0	0	0	0/0	0/0	0	18
Sherrard, Mike	2	0	2	0	0	0	0	0/0	0/0	0	12
Craig, Roger	1	1	0	0	0	0	0	0/0	0/0	0	6
Carter, Dexter	1	1	0	0	0	0	0	0/0	0/0	0	6
Montana, Joe	1	1	0	0	0	0	0	0/0	0/0	0	6
Turner, Keena	0	0	0	0	0	0	0	0/0	0/0	1	2
49ERS	40	12	28	0	0	0	0	39/39	24/36	1	353
OPPONENTS	26	7	17	1	0	0	1*	26/26	19/23	0	239

*ret. blkd punt

RUSHING

	Att	Yds	Avg	LG	TD
Carter, Dexter	114	460	4.0	74t	1
Craig, Roger	141	439	3.1	26	1
Rathman, Tom	101	318	3.2	22	7
Sydney, Harry	35	166	4.7	19	2
Montana, Joe	40	162	4.1	20	1
Young, Steve	15	159	10.6	31	0
Henderson, Keith	6	14	2.3	9	0
Rice, Jerry	2	0	0.0	2	0
49ERS	454	1,718	3.8	74t	12
OPPONENTS	353	1,258	3.6	27	7

RECEIVING

	No	Yds	Avg	LG	TD
Rice, Jerry	100	1,502	15.0	64t	13
Jones, Brent	56	747	13.3	67t	5
Taylor, John	49	748	15.3	78t	7
Rathman, Tom	48	327	6.8	28	0
Carter, Dexter	25	217	8.7	26	0
Craig, Roger	25	201	8.0	31	0
Sherrard, Mike	17	264	15.5	43t	2
Sydney, Harry	10	116	11.6	23t	1
Williams, Jamie	9	54	6.0	9	0
Wilson, Mike	7	89	12.7	34	0
Lewis, Ron	5	44	8.8	14	0
Walls, Wesley	5	27	5.4	11	0
Henderson, Keith	4	35	8.7	9	0
49ERS	360	4,371	12.1	78t	28
OPPONENTS	265	3,278	12.4	75t	17

INTERCEPTIONS

	No	Yds	Avg	LG	TD
Waymer, Dave	7	64	9.1	24	0
Griffin, Don	3	32	10.7	23	0
Lott, Ronnie	3	26	8.7	15	0
Lewis, Kevin	1	28	28.0	28	0
Plummer, Bruce (Den/SF)	1	16	16.0	16	0
Davis, Eric	1	13	13.0	13	0
Millen, Matt	1	8	8.0	8	0
Pollard, Darryl	1	0	0.0	0	0
49ERS	17	171	10.1	28	0
OPPONENTS	16	176	11.0	65t	1

KICKOFF RETURNS

	No	Yds	Avg	LG	TD
Carter, Dexter	41	783	19.1	35	0
Tillman, Spencer	6	111	18.5	30	0
Sydney, Harry	2	33	16.5	19	0
Williams, Jamie	2	7	3.5	7	0
Walls, Wesley	1	16	16.0	16	0
Griffin, Don	1	15	15.0	15	0
49ERS	53	965	18.2	35	0
OPPONENTS	66	1,284	19.5	50	0

PUNT RETURNS

	No	FC	Yds	Avg	LG	TD
Taylor, John	26	5	212	8.2	30	0
Griffin, Don	16	8	105	6.6	20	0
Davis, Eric	5	3	38	7.6	24	0
Wilson, Mike	1	0	1	1.0	1	0
49ERS	48	16	356	7.4	30	0
OPPONENTS	30	13	215	7.2	20	0

PUNTING

	No	Yds	Avg	TB	I-20	LG	Blk
Helton, Barry	69	2,537	36.8	8	15	56	1
49ERS	70	2,537	36.2	8	15	56	1
OPPONENTS	82	3,280	40.0	6	15	59	0

PASSING

	Att	Comp	Pct	Yds	LG	TD	Int	QB
Montana, Joe	520	321	61.7	3,944	78t	26	16	89.0
Young, Steve	62	38	61.3	427	34t	2	0	92.6
Helton, Barry	1	1	100.0	0	0	0	0	79.2
49ERS	583	360	61.8	4,371	78t	28	16	89.4
OPPONENTS	522	265	50.8	3,278	75t	17	17	67.8

1991 (10-6)

George Seifert, Coach

L	14	at New York Giants (76,319), MON/S-2	16
W	34	San Diego (60,753), S-8	14
L	14	at Minnesota (59,148), S-15	17
W	27	Los Angeles Rams (63,871), S-22	10
L	6	at Los Angeles Raiders (91,494), S-29	12
-	-	BYE, 0-6	-
L	34	Atlanta (57,343), 0-13	39
W	35	Detroit (61,240), 0-20	3
W	23	at Philadelphia (65,796), 0-27	7
L	14	at Atlanta (51,259), N-3	17
L	3	at New Orleans (68,591), N-10	10
W	14	Phoenix (50,180), N-17	10
W	33	at Los Angeles Rams (61,881), MON/N-25	10
W	38	New Orleans (62,092), D-1	24
W	24	at Seattle (56,711), D-8	22
W	28	Kansas City (62,672), SAT/D-14	14
W	52	Chicago (60,419), MON/D-23	14

393

239

TEAM STATISTICS

49ers

Opp

TOTAL FIRST DOWNS	336	260
By Rushing	112	86
By Passing	197	155
By Penalties	27	19
TOTAL YARDS GAINED	5,858	4,554
By Rushing	1,861	1,512
By Passing	3,997	3,042
TOTAL PLAYS FROM SCRIMMAGE	986	929
Rushes	440	399
Average Gain Per Rush	4.2	3.8
NET YARDS PASSING	3,997	3,042
Passes Attempted	522	499
Passes Completed	325	267
Percent Completed	62.3	53.5
Had Intercepted	12	12
Times Sacked	24	31
Lost Attempting to Pass	170	212
PUNTS	56	82
Total Yardage of Punts	2,197	3,365
Average Length	39.2	41.0
KICKOFF RETURNS	50	66
Total Yards Returned	1,028	1,288
Average Length of Return	20.6	19.5
PENALTIES	114	84
Yards Penalized	902	782
FUMBLES	33	32
Own Fumbles Recovered	14	16
Opponents' Fumbles Recovered	16	19
FIELD GOALS	14	22
Field Goals Attempted	28	25
TOTAL POINTS SCORED	393	239
Touchdowns Scored	50	25
Touchdowns Rushing	19	8
Touchdowns Passing	29	16
Touchdown Returns	2	1
Extra Points	49	23
Safeties	1	0
AVG. TIME OF POSSESSION	31:34	28:26

SCORING

	TDs	Ru	Pa	Int	Fu	KO	Pu	PAT	FG	S	Pts
Cofer, Mike	0	0	0	0	0	0	0	49/50	14/28	0	91
Rice, Jerry	14	0	14	0	0	0	0	0/0	0/0	0	84
Taylor, John	9	0	9	0	0	0	0	0/0	0/0	0	54
Sydney, Harry	7	5	2	0	0	0	0	0/0	0/0	0	42
Rathman, Tom	6	6	0	0	0	0	0	0/0	0/0	0	36
Carter, Dexter	4	2	1	0	0	1	0	0/0	0/0	0	24
Young, Steve	4	4	0	0	0	0	0	0/0	0/0	0	24
Henderson, Keith	2	2	0	0	0	0	0	0/0	0/0	0	12
Sherrard, Mike	2	0	2	0	0	0	0	0/0	0/0	0	12
Griffin, Don	1	0	0	0	1	0	0	0/0	0/0	0	6
Williams, Jamie	1	0	1	0	0	0	0	0/0	0/0	0	6
Jordan, Darin	0	0	0	0	0	0	0	0/0	0/0	1	2
49ERS	50	19	29	0	1	1	0	49/50	14/28	1	393
OPPONENTS	25	8	16	0	0	1	0	23/25	22/25	0	239

Rookie Names in Italics

RUSHING

	Att	Yds	Avg	LG	TD
Henderson, Keith	137	561	4.1	25	2
Young, Steve	66	415	6.3	21	4
Carter, Dexter	85	379	4.5	53t	2
Sydney, Harry	57	245	4.3	32	5
Rathman, Tom	63	183	2.9	16	6
Bono, Steve	17	46	2.7	18	0
Tillman, Spencer	13	40	3.1	8	0
Rice, Jerry	1	2	2.0	2	0
Prokop, Joe	1	-10	-10.0	-10	0
49ERS	440	1,861	4.2	53t	19
OPPONENTS	399	1,512	3.8	37	8

RECEIVING

	No	Yds	Avg	LG	TD
Rice, Jerry	80	1,206	15.1	73t	14
Taylor, John	64	1,011	15.8	97t	9
Rathman, Tom	34	286	8.4	32	0
Henderson, Keith	30	303	10.1	23	0
Jones, Brent	27	417	15.4	41	0
Sherrard, Mike	24	296	12.3	31	2
Carter, Dexter	23	253	11.0	26	1
Williams, Jamie	22	235	10.7	21	1
Sydney, Harry	13	90	6.9	19	2
Beach, Sanjay	4	43	10.8	20	0
Walls, Wesley	2	24	12.0	21	0
Tillman, Spencer	2	3	1.5	3	0
49ERS	325	4,167	12.8	97t	29
OPPONENTS	267	3,254	12.2	51	16

INTERCEPTIONS

	No	Yds	Avg	LG	TD
Waymer, Dave	4	77	19.3	42	0
Lewis, Kevin	2	20	10.0	20	0
Jackson, Johnny	1	11	11.0	11	0
Romanowski, Bill	1	7	7.0	7	0
Lee, Mark	1	5	5.0	5	0
Whitmore, David	1	5	5.0	5	0
Bowles, Todd	1	0	0.0	0	0
Griffin, Don	1	0	0.0	0	0
49ERS	12	125	10.4	42	0
OPPONENTS	12	82	6.8	37	0

KICKOFF RETURNS

	No	Yds	Avg	LG	TD
Carter, Dexter	37	839	22.7	98t	1
Tillman, Spencer	9	132	14.7	27	0
Beach, Sanjay	2	37	18.5	23	0
Sydney, Harry	1	13	13.0	13	0
Whitmore, David	1	7	7.0	7	0
49ERS	50	1,028	20.6	98t	1
OPPONENTS	66	1,288	19.5	100t	0

PUNT RETURNS

	No	FC	Yds	Avg	LG	TD
Taylor, John	31	14	267	8.6	24	0
Bach, Sanjay	10	0	53	5.3	15	0
Lewis, Kevin	1	0	0	0.0	0	0
Griffin, Don	0	1	0	0.0	0	0
49ERS	42	15	320	7.6	24	0
OPPONENTS	30	6	239	8.0	23	0

PUNTING

	No	Yds	Avg	TB	I-20	LG	Blk
Prokop, Joe	40	1,541	38.5	1	8	58	0
Mojsiejenko, Ralf	16	656	41.0	4	0	55	0
49ERS	56	2,197	39.2	5	8	58	0
OPPONENTS	82	3,365	41.0	10	17	58	0

PASSING

	Att	Comp	Pct	Yds	LG	TD	Int	QB
Young, Steve	279	180	64.5	2,517	97t	17	8	101.8
Bono, Steve	237	141	59.5	1,617	78	11	4	88.5
<i>Musgrave, Bill</i>	5	4	80.0	33	15t	1	0	133.8
Sydney, Harry	1	0	0.0	0	0	0	0	39.6
49ERS	522	325	62.3	4,167	97t	29	12	96.2
OPPONENTS	499	267	53.5	3,254	51	16	12	74.5

1992 (14-2/15-3)

NFC West Champions
George Seifert, Coach

W	31	at New York Giants (74,519), S-6	14
L	31	Buffalo (64,053), S-13	34
W	31	at New York Jets (71,020), S-20	14
W	16	at New Orleans (68,591), SUN /S-27	10
W	27	Los Angeles Rams (63,071), O-4	24
W	24	at New England (54,126), O-11	12
W	56	Atlanta (63,302), O-18	17
-	-	BYE, O-25	-
L	14	at Phoenix (47,642), N-1	24
W	41	at Atlanta (67,404), MON /N-9	3
W	21	New Orleans (64,895), N-15	20
W	27	at Los Angeles Rams (65,858), N-22	10
W	20	Philadelphia (63,374), N-29	14
W	27	Miami (58,474), D-6	3
W	20	at Minnesota (60,685), D-13	17
W	21	Tampa Bay (60,519), D-19	14
W	24	Detroit (55,907), MON /D-28	6
431			236

NFC PLAYOFF - JAN. 9

(at San Francisco - Candlestick Park)

W	20	Washington (64,991)- SAT	13
---	----	---------------------------------	----

NFC CHAMPIONSHIP - JAN. 17

(at San Francisco - Candlestick Park)

L	20	Dallas (64,920)	30
---	----	-----------------	----

TEAM STATISTICS

	49ers	Opp
TOTAL FIRST DOWNS	344	277
By Rushing	135	90
By Passing	192	174
By Penalties	17	13
TOTAL YARDS GAINED	6,195	4,787
By Rushing	2,315	1,418
By Passing	3,880	3,369
TOTAL PLAYS FROM SCRIMMAGE	994	943
Rushes	482	351
Average Gain Per Rush	4.8	4.0
NET YARDS PASSING	3,880	3,369
Passes Attempted	480	551
Passes Completed	319	320
Percent Completed	66.5	58.1
Had Intercepted	9	17
Times Sacked	32	41
Lost Attempting to Pass	174	273
PUNTS	49	76
Total Yardage of Punts	1,918	3,134
Average Length	39.1	41.2
KICKOFF RETURNS	42	66
Total Yards Returned	879	1,273
Average Length of Return	20.9	19.3
PENALTIES	80	79
Yards Penalized	636	651
FUMBLES	29	23
Own Fumbles Recovered	16	11
Opponents' Fumbles Recovered	12	13
FIELD GOALS	18	16
Field Goals Attempted	27	20
TOTAL POINTS SCORED	431	236
Touchdowns Scored	54	27
Touchdowns Rushing	22	5
Touchdowns Passing	29	20
Touchdown Returns	3	2
Extra Points	53	26
Safeties	0	0
AVG. TIME OF POSSESSION	32:19	27:41

SCORING

	TDs	Ru	Pa	Int	Fu	KO	Pu	PAT	FG	S	Pts
Cofer, Mike	0	0	0	0	0	0	0	53/54	18/27	0	107
Rice, Jerry	11	1	10	0	0	0	0	0/0	0/0	0	66
Watters, Ricky	11	9	2	0	0	0	0	0/0	0/0	0	66
Rathman, Tom	9	5	4	0	0	0	0	0/0	0/0	0	54
Jones, Brent	4	0	4	0	0	0	0	0/0	0/0	0	24
Lee, Amp	4	2	2	0	0	0	0	0/0	0/0	0	24
Young, Steve	4	4	0	0	0	0	0	0/0	0/0	0	24
Taylor, John	3	0	3	0	0	0	0	0/0	0/0	0	18

(continued)

SCORING

	TDs	Ru	Pa	Int	Fu	KO	Pu	PAT	FG	S	Pts
Turner, Odessa	2	0	2	0	0	0	0	0/0	0/0	0	12
Carter, Dexter	1	0	1	0	0	0	0	0/0	0/0	0	6
Hanks, Merton	1	0	0	0	0	0	1	0/0	0/0	0	6
Johnson, John	1	0	0	1	0	0	0	0/0	0/0	0	6
Logan, Marc	1	1	0	0	0	0	0	0/0	0/0	0	6
Sherrard, Mike	1	0	0	0	1	0	0	0/0	0/0	0	6
Williams, Jamie	1	0	1	0	0	0	0	0/0	0/0	0	6

49ERS

54	22	29	1	1	0	1	53/54	18/27	0	431
----	----	----	---	---	---	---	-------	-------	---	-----

OPPONENTS

27	5	20	2	0	0	0	26/27	16/20	0	236
----	---	----	---	---	---	---	-------	-------	---	-----

RUSHING

	Att	Yds	Avg	LG	TD
Watters, Ricky	206	1,013	4.9	43	9
Young, Steve	76	537	7.1	39t	4
Lee, Amp	91	362	4.0	43	2
Rathman, Tom	57	194	3.4	17	5
Rice, Jerry	9	58	6.4	26t	1
Logan, Marc	8	44	5.5	26	1
Henderson, Keith	10	37	3.7	9	0
Montana, Joe	3	28	9.3	16	0
Bono, Steve	15	23	1.5	19	0
Taylor, John	1	10	10.0	10	0
Carter, Dexter	4	9	2.3	6	0
Wilmsmeyer, Klaus	2	0	0.0	10	0

49ERS

482	2,315	4.8	43	22
-----	-------	-----	----	----

OPPONENTS

351	1,418	4.0	35	5
-----	-------	-----	----	---

RECEIVING

	No	Yds	Avg	LG	TD
Rice, Jerry	84	1,201	14.3	80t	10
Jones, Brent	45	628	14.0	43	4
Rathman, Tom	44	343	7.8	27t	4
Watters, Ricky	43	405	9.4	35	2
Sherrard, Mike	38	607	16.0	56	0
Taylor, John	25	428	17.1	54t	3
Lee, Amp	20	102	5.1	17	2
Turner, Odessa	9	200	22.2	57	2
Williams, Jamie	7	76	10.9	21	1
Logan, Marc	2	17	8.5	13	0
Carter, Dexter	1	43	43.0	43t	1
Henderson, Keith	1	4	4.0	4	0

49ERS

319	4,054	12.7	80t	29
-----	-------	------	-----	----

OPPONENTS

320	3,642	11.4	55t	20
-----	-------	------	-----	----

INTERCEPTIONS

	No	Yds	Avg	LG	TD
Griffin, Don	5	4	0.8	2	0
Davis, Eric	3	52	17.3	37	0
Hall, Dana	2	34	17.0	34	0
Hanks, Merton	2	5	2.5	4	0
Johnson, John	1	56	56.0	56t	1
Roberts, Larry	1	19	19.0	19	0
DeLong, Keith	1	2	2.0	2	0
Brown, Dennis	1	0	0.0	0	0
Whitmore, David	1	0	0.0	0	0

49ERS

17	172	10.1	56t	1
----	-----	------	-----	---

OPPONENTS

9	126	14.0	51t	2
---	-----	------	-----	---

KICKOFF RETURNS

	No	Yds	Avg	LG	TD
Logan, Marc	22	478	21.7	82	0
Lee, Amp	14	276	19.7	33	0
Grant, Alan	3	70	23.3	47	0
Carter, Dexter	2	55	27.5	32	0
Turner, Odessa	1	0	0.0	0	0

49ERS

42	879	20.9	82	0
----	-----	------	----	---

OPPONENTS

66	1,273	19.3	45	0
----	-------	------	----	---

PUNT RETURNS

	No	FC	Yds	Avg	LG	TD
Grant, Alan	29	10	249	8.6	46	0
Griffin, Don	6	2	69	11.5	29	0
Lewis, Ronald	4	0	23	5.8	9	0
Hanks, Merton	1	0	48	48.0	48t	1

49ERS

40	12	389	9.7	48t	1
----	----	-----	-----	-----	---

OPPONENTS

23	9	177	7.7	27	0
----	---	-----	-----	----	---

PUNTING

	No	Yds	Avg	TB	I-20	LG	Bk
Wilmsmeyer, Klaus	49	1,918	39.1	2	19	58	0
49ERS	49	1,918	39.1	2	19	58	0
OPPONENTS	76	3,134	41.2	7	23	71	0

PASSING

	Att	Comp	Pct	Yds	LG	TD	Int	QB
--	-----	------	-----	-----	----	----	-----	----

Young, Steve	402	268	66.7	3,465	80t	25	7	107.0
Bono, Steve	56	36	64.3	463	36	2	2	87.1
Montana, Joe	21	15	71.4	126	17	2	0	118.4
Watters, Ricky	1	0	0.0	0	0	0	0	39.6
49ERS	480	319	66.5	4,054	80t	29	9	105.0
OPPONENTS	551	320	58.1	3,642	55t	20	17	77.3

1993 (10-6/11-7)

**NFC West Champions
George Seifert, Coach**

W	24	at Pittsburgh (57,502), S-5	13
L	13	at Cleveland (78,218), MON /S-13	23
W	37	Atlanta (63,032), S-19	30
L	13	at New Orleans (69,041), S-26	16
W	38	Minnesota (63,071), O-3	19
-	-	BYE, O-10	-
L	17	at Dallas (65,099), O-17	26
W	28	Phoenix (62,020), O-24	14
W	40	Los Angeles Rams (63,417), O-31	17
-	-	BYE, N-7	-
W	45	at Tampa Bay (43,835), N-14	21
W	42	New Orleans (66,500), MON /N-22	7
W	35	at Los Angeles Rams (62,143), N-28	10
W	21	Cincinnati (60,039), SUN /D-5	8
L	24	at Atlanta (64,688), SAT /D-11	27
W	55	at Detroit (77,052), D-19	17
L	7	Houston (61,744), SAT /D-25	10
L	34	Philadelphia (61,653), MON /J-3	(OT) 37
473			295

NFC PLAYOFF - JAN. 15

(at San Francisco - Candlestick Park)

W	44	New York Giants (67,143)	3
---	----	--------------------------	---

NFC CHAMPIONSHIP - JAN. 23

(at Irving - Texas Stadium)

L	21	at Dallas (64,902)	38
---	----	--------------------	----

TEAM STATISTICS		49ers	Opp
TOTAL FIRST DOWNS		372	297
By Rushing		134	109
By Passing		212	171
By Penalties		26	17
TOTAL YARDS GAINED		6,435	4,997
By Rushing		2,133	1,800
By Passing		4,302	3,197
TOTAL PLAYS FROM SCRIMMAGE		1,022	1,012
Rushes		463	404
Average Gain Per Rush		4.6	4.5
NET YARDS PASSING		4,302	3,197
Passes Attempted		524	564
Passes Completed		354	314
Percent Completed		67.6	55.7
Had Intercepted		17	19
Times Sacked		35	44
Lost Attempting to Pass		178	316
PUNTS		42	68
Total Yardage of Punts		1,718	2,985
Average Length		40.9	43.9
KICKOFF RETURNS		40	61
Total Yards Returned		715	1,196
Average Length of Return		17.9	19.6
PENALTIES		95	99
Yards Penalized		800	743
FUMBLES		32	20
Own Fumbles Recovered		19	9
Opponents' Fumbles Recovered		11	13
FIELD GOALS		16	27
Field Goals Attempted		26	30
TOTAL POINTS SCORED		473	295
Touchdowns Scored		61	30
Touchdowns Rushing		26	6
Touchdowns Passing		29	23
Touchdown Returns		6	1
Extra Points		59	30
Safeties		0	2
AVG. TIME OF POSSESSION		30:24	29:36
SCORING	TDs Ru Pa Int Fu KO Pu PAT	FG S Pts	
Cofer, Mike	0 0 0 0 0 0 0 59/61	16/26 0 107	
Rice, Jerry	16 1 15 0 0 0 0 0/0	0/0 0 96	
Watters, Ricky	11 10 1 0 0 0 0 0/0	0/0 0 66	
Logan, Marc	7 7 0 0 0 0 0 0/0	0/0 0 42	
Taylor, John	5 0 5 0 0 0 0 0/0	0/0 0 30	
Jones, Brent	3 0 3 0 0 0 0 0/0	0/0 0 18	
Lee, Amp	3 1 2 0 0 0 0 0/0	0/0 0 18	

(continued)

SCORING	TDs Ru Pa Int Fu KO Pu PAT	FG S Pts	
Rathman, Tom	3 3 0 0 0 0 0 0/0	0/0 0 18	
Carter, Dexter	2 1 0 0 0 0 1 0/0	0/0 0 12	
Davis, Eric	2 0 0 1 1 0 0 0/0	0/0 0 12	
Young, Steve	2 2 0 0 0 0 0 0/0	0/0 0 12	
Beach, Sanjay	1 0 1 0 0 0 0 0/0	0/0 0 6	
Bono, Steve	1 1 0 0 0 0 0 0/0	0/0 0 6	
Hanks, Merton	1 0 0 1 0 0 0 0/0	0/0 0 6	
McGruder, Mike	1 0 0 1 0 0 0 0/0	0/0 0 6	
Singleton, Nate	1 0 1 0 0 0 0 0/0	0/0 0 6	
Tamm, Ralph	1 0 0 0 1 0 0 0/0	0/0 0 6	
Williams, Jamie	1 0 1 0 0 0 0 0/0	0/0 0 6	
49ERS	61 26 29 3 2 0 1 59/61	16/26 0 473	
OPPONENTS	30 6 23 0 0 0 0 30/30	27/30 2 295	
RUSHING	Att Yds Avg LG TD		
Watters, Ricky	208 950 4.6 39 10		
Young, Steve	69 407 5.9 35 2		
Logan, Marc	58 280 4.8 45 7		
Lee, Amp	72 230 3.2 13 1		
Rathman, Tom	19 80 4.2 19 3		
Carter, Dexter	10 72 7.2 50t 1		
Rice, Jerry	3 69 23.0 43t 1		
Taylor, John	2 17 8.5 12 0		
Walker, Adam	5 17 3.4 11 0		
Bono, Steve	12 14 1.2 10 1		
Wilmsmeyer, Klaus	2 0 0.0 0 0		
Musgrave, Bill	3 -3 -1.0 -1 0		
49ERS	463 2,133 4.6 50t 26		
OPPONENTS	404 1,800 4.5 41 6		
RECEIVING	No Yds Avg LG TD		
Rice, Jerry	98 1,503 15.3 80t 15		
Jones, Brent	68 735 10.8 29 3		
Taylor, John	56 940 16.8 76t 5		
Logan, Marc	37 348 9.4 24 0		
Watters, Ricky	31 326 10.5 48t 1		
Williams, Jamie	16 132 8.3 15 1		
Lee, Amp	16 115 7.2 22 2		
Rathman, Tom	10 86 8.6 17 0		
Singleton, Nate	8 126 15.8 33 1		
Beach, Sanjay	5 59 11.8 20t 1		
Turner, Odessa	3 64 21.3 32 0		
Carter, Dexter	2 40 20.0 14 0		
Young, Steve	2 2 1.0 6 0		
Walker, Adam	1 4 4.0 4 0		
49ERS	354 4,480 12.7 80t 29		
OPPONENTS	314 3,513 11.2 65t 23		
INTERCEPTIONS	No Yds Avg LG TD		
McGruder, Michael	5 89 17.8 37 1		
Davis, Eric	4 45 11.3 41t 1		
Hanks, Merton	3 104 34.7 67t 1		
McDonald, Tim	3 23 7.7 21 0		
Griffin, Don	3 6 2.0 3 0		
Johnson, John	1 0 0.0 0 0		
49ERS	19 267 14.1 67t 3		
OPPONENTS	17 157 9.2 30 0		
KICKOFF RETURNS	No Yds Avg LG TD		
Carter, Dexter	25 494 19.8 60 0		
Lee, Amp	10 160 16.0 28 0		
Walker, Adam	3 51 17.0 30 0		
Brandes, John	1 10 10.0 10 0		
Kelm, Larry	1 0 0.0 0 0		
49ERS	40 715 17.9 60 0		
OPPONENTS	61 1,196 19.6 50 1		
PUNT RETURNS	No FC Yds Avg LG TD		
Carter, Dexter	34 20 411 12.1 72t 1		
Kelm, Larry	1 0 0 0.0 0 0		
49ERS	35 20 411 11.7 72t 1		
OPPONENTS	15 8 171 11.4 50 0		
PUNTING	No Yds Avg TB I-20 LG Blk		
Wilmsmeyer, Klaus	42 1,718 40.9 5 11 61 0		
49ERS	42 1,718 40.9 5 11 61 0		
OPPONENTS	68 2,985 43.9 5 12 57 0		
PASSING	Att Comp Pct Yds LG TD QB		
Young, Steve	462 314 68.0 4,023 80t 29 16 101.5		
Bono, Steve	61 39 63.9 416 33 0 1 76.9		
Taylor, John	1 1 100.0 41 41 0 0 118.8		
49ERS	524 354 67.6 4,480 80t 29 17 98.9		
OPPONENTS	564 314 55.7 3,513 65t 23 19 74.0		

Rookie Names in Italics

1994 (13-3/16-3)

NFC West Champions – World Champions
George Seifert, Coach

W	44	Los Angeles Raiders (68,032), MON –S–5	14
L	17	at Kansas City (79,907), S–11	24
W	34	at Los Angeles Rams (56,479), S–18	19
W	24	New Orleans (63,971), S–25	13
L	8	Philadelphia (64,843), O–2	40
W	27	at Detroit (77,340), O–9	21
W	42	at Atlanta (67,298), O–16	3
W	41	Tampa Bay (62,741), O–23	16
–	–	BYE, O–30	
W	37	at Washington (54,335), N–6	22
W	21	Dallas (69,014), N–13	14
W	31	Los Angeles Rams (62,774), SUN –N–20	27
W	35	at New Orleans (61,304), MON –N–28	14
W	50	Atlanta (60,549), D–4	14
W	38	at San Diego (62,105), SAT /D–11	15
W	42	Denver (64,884), SAT /D–17	19
L	14	at Minnesota (63,326), MON /D–26	21
505			296

NFC PLAYOFF - JAN. 7

(at San Francisco – Candlestick Park)

W	44	Chicago (64,644)– SAT	15
---	----	------------------------------	----

NFC CHAMPIONSHIP - JAN. 15

(at San Francisco – Candlestick Park)

W	38	Dallas (69,125)	28
---	----	-----------------	----

SUPER BOWL XXIX - JAN. 29

(at Miami – Joe Robbie Stadium)

W	49	San Diego (74,107)	26
---	----	--------------------	----

TEAM STATISTICS

	49ers	Opp
TOTAL FIRST DOWNS	362	285
By Rushing	122	82
By Passing	210	182
By Penalties	30	21
TOTAL YARDS GAINED	6,060	4,839
By Rushing	1,897	1,338
By Passing	4,163	3,501
TOTAL PLAYS FROM SCRIMMAGE	1,037	996
Rushes	491	375
Average Gain Per Rush	3.9	3.6
NET YARDS PASSING	4,163	3,501
Passes Attempted	511	583
Passes Completed	359	329
Percent Completed	70.3	56.4
Had Intercepted	11	23
Times Sacked	35	38
Lost Attempting to Pass	199	255
PUNTS	54	77
Total Yardage of Punts	2,235	3,274
Average Length	41.4	42.5
KICKOFF RETURNS	58	89
Total Yards Returned	1,244	1,912
Average Length of Return	21.4	21.5
PENALTIES	109	108
Yards Penalized	890	912
FUMBLES	25	25
Own Fumbles Recovered	12	13
Opponents' Fumbles Recovered	12	13
FIELD GOALS	15	15
Field Goals Attempted	20	21
TOTAL POINTS SCORED	505	296
Touchdowns Scored	66	35
Touchdowns Rushing	23	16
Touchdowns Passing	37	15
Touchdown Returns	6	4
Extra Points	60	23
Safeties	0	2
AVG. TIME OF POSSESSION	31:38	28:22

SCORING

	TDs	Ru	Pa	Int	Fu	KO	Pu	PAT	FG	S	Pts
Brien, Doug	0	0	0	0	0	0	0	60/62	15/20	0	105
Rice, Jerry	15	2	13	0	0	0	0	0/0	0/0	0	92
Watters, Ricky	11	6	5	0	0	0	0	0/0	0/0	0	66
Jones, Brent	9	0	9	0	0	0	0	0/0	0/0	0	56
Young, Steve	7	7	0	0	0	0	0	0/0	0/0	0	42
Floyd, William	6	6	0	0	0	0	0	0/0	0/0	0	36

Rookie Names in Italics

(continued)

SCORING

	TDs	Ru	Pa	Int	Fu	KO	Pu	PAT	FG	S	Pts
Taylor, John	5	0	5	0	0	0	0	0/0	0/0	0	30
Sanders, Deion	3	0	0	3	0	0	0	0/0	0/0	0	18
Logan, Marc	2	1	1	0	0	0	0	0/0	0/0	0	12
McCaffrey, Ed	2	0	2	0	0	0	0	0/0	0/0	0	12
McDonald, Tim	2	0	0	1	1	0	0	0/0	0/0	0	12
Singleton, Nate	2	0	2	0	0	0	0	0/0	0/0	0	12
Carter, Dexter	1	0	0	0	0	1	0	0/0	0/0	0	6
Walker, Adam	1	1	0	0	0	0	0	0/0	0/0	0	6
49ERS	66	23	37	4	1	0	0	60/62	15/20	0	505
OPPONENTS	35	16	15	1	3	0	0	23/23	15/21	2	296

RUSHING

	Att	Yds	Avg	LG	TD
Watters, Ricky	239	877	3.7	23	6
Floyd, William	87	305	3.5	26	6
Young, Steve	58	293	5.1	27	7
Logan, Marc	33	143	4.3	22	1
Loville, Derek	31	99	3.2	13	0
Rice, Jerry	7	93	13.3	28t	2
Walker, Adam	13	54	4.2	14	1
Carter, Dexter	8	34	4.3	18	0
Grbac, Elvis	13	1	0.1	6	0
Taylor, John	2	–2	–1.0	1	0
49ERS	491	1,897	3.9	28t	23
OPPONENTS	375	1,338	3.6	44t	16

RECEIVING

	No	Yds	Avg	LG	TD
Rice, Jerry	112	1,499	13.4	69t	13
Watters, Ricky	66	719	10.9	65t	5
Jones, Brent	49	670	13.7	69t	9
Taylor, John	41	531	13.0	35	5
Singleton, Nate	21	294	14.0	43t	2
Floyd, William	19	145	7.6	15	0
Logan, Marc	16	97	6.1	15	1
Popson, Ted	13	141	10.9	24	0
McCaffrey, Ed	11	131	11.9	32	2
Carter, Dexter	7	99	14.1	44	0
Loville, Derek	2	26	13.0	19	0
Carolan, Brett	2	10	5.0	6	0
49ERS	359	4,362	12.2	69t	37
OPPONENTS	329	3,756	11.4	90	15

INTERCEPTIONS

	No	Yds	Avg	LG	TD
Hanks, Merton	7	93	13.3	38	0
Sanders, Deion	6	303	50.5	93t	3
McDonald, Tim	2	79	39.5	73t	1
Hall, Dana	2	0	0.0	0	0
Cook, Toi	1	18	18.0	18	0
Davis, Eric	1	8	8.0	8	0
Drakeford, Tyronne	1	6	6.0	6	0
Plummer, Gary	1	1	1.0	1	0
Brown, Dennis	1	0	0.0	0	0
Norton, Ken, Jr.	1	0	0.0	0	0
49ERS	23	508	22.1	93t	4
OPPONENTS	11	107	9.7	36t	1

KICKOFF RETURNS

	No	Yds	Avg	LG	TD
Carter, Dexter	48	1,105	23.0	96t	1
Walker, Adam	6	82	13.7	19	0
Loville, Derek	2	34	17.0	19	0
Singleton, Nate	2	23	11.5	17	0
49ERS	58	1,244	21.5	96t	1
OPPONENTS	89	1,912	21.5	51	0

PUNT RETURNS

	No	FC	Yds	Avg	LG	TD
Carter, Dexter	38	12	321	8.5	26	0
Singleton, Nate	2	1	13	6.5	8	0
49ERS	40	13	334	8.4	26	0
OPPONENTS	28	10	242	8.6	43	0

PUNTING

	No	Yds	Avg	TB	I-20	LG	Bk
Wilmsmeyer, Klaus	54	2,235	41.4	3	18	60	0
49ERS	54	2,235	41.4	3	18	60	0
OPPONENTS	77	3,274	42.5	9	19	65	0

PASSING

	Att	Comp	Pct	Yds	LG	TD	Int	QB
Young, Steve	461	324	70.3	3,969	69t	35	10	112.8
Grbac, Elvis	50	35	70.0	393	42	2	1	98.2
49ERS	511	359	70.3	4,362	69t	37	11	111.4
OPPONENTS	583	329	56.4	3,756	90	15	23	68.1

1995 (11-5/11-6)

NFC West Champions
George Seifert, Coach

W	24	at New Orleans (66,627), S-3	22
W	41	Atlanta (63,627), S-10	10
W	28	New England (66,179), S-17	3
L	24	at Detroit (76,236), MON/S-25	27
W	20	New York Giants (65,536), O-1	6
-	-	BYE, O-8	-
L	17	at Indianapolis (60,273), O-15	18
W	44	at St. Louis Rams (59,915), O-22	10
L	7	New Orleans (65,272), O-29	11
L	7	Carolina (61,722), N-5	13
W	38	at Dallas (65,180), N-12	20
W	44	at Miami (73,080), MON/N-20	20
W	41	St. Louis Rams (66,049), N-26	13
W	27	Buffalo (65,568), SUN/D-3	17
W	31	at Carolina (76,136), D-10	10
W	37	Minnesota (64,975), MON/D-18	30
L	27	at Atlanta (51,785), D-24	28

457

NFC PLAYOFF - JAN. 6

(at San Francisco - 3Com Park)

L	17	Green Bay (69,311)-SAT	27
---	----	------------------------	----

TEAM STATISTICS										49ers			Opp							
TOTAL FIRST DOWNS										355			264							
By Rushing										109			57							
By Passing										231			192							
By Penalties										15			15							
TOTAL YARDS GAINED										6,087			4,398							
By Rushing										1,479			1,061							
By Passing										4,608			3,337							
TOTAL PLAYS FROM SCRIMMAGE										1,092			999							
Rushes										415			348							
Average Gain Per Rush										3.6			3.1							
NET YARDS PASSING										4,608			3,337							
Passes Attempted										644			611							
Passes Completed										432			330							
Percent Completed										67.1			54.0							
Had Intercepted										16			26							
Times Sacked										33			40							
Lost Attempting to Pass										171			240							
PUNTS										57			70							
Total Yardage of Punts										2,312			2,918							
Average Length										40.6			41.7							
KICKOFF RETURNS										58			82							
Total Yards Returned										1,183			1,857							
Average Length of Return										20.4			22.6							
PENALTIES										88			74							
Yards Penalized										711			556							
FUMBLES										21			23							
Own Fumbles Recovered										9			15							
Opponents' Fumbles Recovered										8			12							
FIELD GOALS										20			27							
Field Goals Attempted										28			32							
TOTAL POINTS SCORED										457			258							
Touchdowns Scored										57			26							
Touchdowns Rushing										19			5							
Touchdowns Passing										29			19							
Touchdown Returns										9			2							
Extra Points										51			17							
Safeties										0			0							
AVG. TIME OF POSSESSION										31:56			28:04							
SCORING										TDs	Ru	Pa	Int	Fu	KO	Pu	PAT	FG	S	Pts
Rice, Jerry										17	1	15	0	1	0	0	0/0	0/0	0	104
Loville, Derek										13	10	3	0	0	0	0	0/0	0/0	0	80
Wilkins, Jeff										0	0	0	0	0	0	0	27/29	12/13	0	63
Brien, Doug										0	0	0	0	0	0	0	19/19	7/12	0	40
Stokes, J.J.										4	0	4	0	0	0	0	0/0	0/0	0	24
Floyd, William										3	2	1	0	0	0	0	0/0	0/0	0	18
Jones, Brent										3	0	3	0	0	0	0	0/0	0/0	0	18
Young, Steve										3	3	0	0	0	0	0	0/0	0/0	0	18
Grbac, Elvis										2	2	0	0	0	0	0	0/0	0/0	0	12
McDonald, Tim										2	0	0	2	0	0	0	0/0	0/0	0	12
Norton, Ken										2	0	0	2	0	0	0	0/0	0/0	0	12
Taylor, John										2	0	2	0	0	0	0	0/0	0/0	0	12
Zendejas, Tony										0	0	0	0	0	0	0	5/6	1/3	0	8
Carter, Dexter										1	0	0	0	0	0	1	0/0	0/0	0	6
Davis, Eric										1	0	0	1	0	0	0	0/0	0/0	0	6

Rookie Names in Italics

(continued)

SCORING

Hanks, Merton	1	0	0	0	1	0	0	0/0	0/0	0	6
Singleton, Nate	1	0	1	0	0	0	0	0/0	0/0	0	6
Walker, Adam	1	1	0	0	0	0	0	0/0	0/0	0	6
Woodall, Lee	1	0	0	0	1	0	0	0/0	0/0	0	6
49ERS	57	19	29	5	3	0	1	51/54	20/28	0	457
OPPONENTS	26	5	19	2	0	0	0	17/18	27/32	0	258

2-pt conversions: D. Loville, J. Rice, Team: 2-3

RUSHING

	Att	Yds	Avg	LG	TD
Loville, Derek	218	723	3.3	27	10
Young, Steve	50	250	5.0	29	3
Floyd, William	64	237	3.7	23	2
Ervins, Ricky	23	88	3.8	13	0
Walker, Adam	14	44	3.1	16	1
Rice, Jerry	5	36	7.2	20t	1
Willis, Jamal	12	35	2.9	15	0
Grbac, Elvis	20	33	1.7	11	2
Carter, Dexter	7	22	3.1	15	0
Lynn, Anthony	2	11	5.5	6	0

49ERS

OPPONENTS

	No	Yds	Avg	LG	TD
Rice, Jerry	122	1,848	15.1	81t	15
Loville, Derek	87	662	7.6	31	3
Jones, Brent	60	595	9.9	39	3
Floyd, William	47	348	7.4	23	1
Stokes, J.J.	38	517	13.6	41t	4
Taylor, John	29	387	13.3	40	2
Popson, Ted	16	128	8.0	16	0
Walker, Adam	11	78	7.1	15	0
Singleton, Nate	8	108	13.5	23	1
Thomas, Chris	6	73	12.2	23	0
Willis, Jamal	3	8	2.7	5	0
Ervins, Ricky	2	21	10.5	11	0
Carter, Dexter	1	4	4.0	4	0
Carolan, Brett	1	3	3.0	3	0
Dalman, Chris	1	-1	-1.0	-1	0

49ERS

OPPONENTS

	No	Yds	Avg	LG	TD
Drakeford, Tyrone	5	54	10.8	37	0
Hanks, Merton	5	31	6.2	23	0
McDonald, Tim	4	135	33.8	52t	2
Norton, Ken, Jr.	3	102	34.0	46	2
Davis, Eric	3	84	28.0	86t	1
Woodall, Lee	2	0	0.0	0	0
Dodge, Dedrick	1	13	13.0	13	0
Stubblefield, Dana	1	12	12.0	12	0
Jackson, Rickey	1	1	1.0	1	0
Pope, Marquez	1	-7	-7.0	-7	0

49ERS

OPPONENTS

	No	Yds	Avg	LG	TD
Drakeford, Tyrone	5	54	10.8	37	0
Hanks, Merton	5	31	6.2	23	0
McDonald, Tim	4	135	33.8	52t	2
Norton, Ken, Jr.	3	102	34.0	46	2
Davis, Eric	3	84	28.0	86t	1
Woodall, Lee	2	0	0.0	0	0
Dodge, Dedrick	1	13	13.0	13	0
Stubblefield, Dana	1	12	12.0	12	0
Jackson, Rickey	1	1	1.0	1	0
Pope, Marquez	1	-7	-7.0	-7	0

49ERS

OPPONENTS

	No	Yds	Avg	LG	TD
Carter, Dexter	23	522	22.7	46	0
Willis, Jamal	17	427	25.1	39	0
Ervins, Ricky	5	32	6.4	14	0
Warren, Terrence	4	67	16.8	21	0
Thomas, Mark	3	49	16.3	20	0
Dalman, Chris	3	29	9.7	12	0
Caldwell, Mike	2	40	20.0	20	0
Walker, Adam	1	17	17.0	17	0
49ERS	58	1,183	20.4	46	0
OPPONENTS	82	1,857	22.7	71	1

PUNT RETURNS

	No	FC	Yds	Avg	LG	TD
Carter, Dexter	9	7	164	18.2	78t	1
Taylor, John	11	9	56	5.1	11	0
Singleton, Nate	5	1	27	5.4	19	0
Hanks, Merton	1	0	0	0.0	0	0
Thomas, Chris	1	0	25	25.0	25	0
49ERS	27	17	272	10.1	78t	1
OPPONENTS	26	20	292	11.2	74	0

PUNTING

	No	Yds	Avg	TB	I-20	LG	Bik
Thompson, Tommy	57	2,312	40.6	5	13	65	0
49ERS	57	2,312	40.6	5	13	65	0
OPPONENTS	70	2,918	41.7	11	19	55	0

PASSING

	Att	Comp	Pct	Yds	LG	TD	Int	QB
Young, Steve	447	299	66.9	3,200	57	20	11	92.3
Grbac, Elvis	183	127	69.4	1,469	81t	8	5	80.8
Conklin, Cary	12	4	33.3	48	28	0	0	46.5
Rice, Jerry	1	1	100.0	41	41t	1	0	158.3
Taylor, John	1	1	100.0	21	21	0	0	118.8
49ERS	644	432	67.1	4,779	81t	29	16	93.6
OPPONENTS	611	330	54.0	3,577	53	19	26	64.1

1996 (12-4/13-5)

George Seifert, Coach

W	27	New Orleans (63,970), S-1	11
W	34	St. Louis (63,624), S-8	0
-	-	BYE, S-15	-
L	7	at Carolina (72,224), S-22	23
W	39	Atlanta (62,995), S-29	17
W	28	at St. Louis (61,260), O-6	11
L	20	at Green Bay (60,716), MON /O-14	(OT) 23
W	28	Cincinnati (63,218), O-20	21
W	10	at Houston (53,664), O-27	9
W	24	at New Orleans (53,297), SUN /N-3	17
L	17	Dallas (68,919), N-10	(OT) 20
W	38	Baltimore (51,597), N-17	20
W	19	at Washington (54,235), N-24	(OT) 16
W	34	at Atlanta (46,318), MON /D-2	10
L	24	Carolina (66,291), D-8	30
W	25	at Pittsburgh (59,823), D-15	15
W	24	Detroit (61,921), MON /D-23	14

398

257

NFC WILD CARD - DEC. 29

(at San Francisco - 3Com Park)

W	14	Philadelphia (56,460)	0
---	----	-----------------------	---

NFC PLAYOFF - JAN. 4

(at Green Bay - Lambeau Field)

L	14	Green Bay (60,787)	35
---	----	--------------------	----

TEAM STATISTICS

	49ers	Opp
TOTAL FIRST DOWNS	315	269
By Rushing	108	76
By Passing	188	164
By Penalties	19	29
TOTAL YARDS GAINED	5,506	4,661
By Rushing	1,847	1,497
By Passing	3,659	3,164
TOTAL PLAYS FROM SCRIMMAGE	1,046	1,021
Rushes	454	418
Average Gain Per Rush	4.1	3.6
NET YARDS PASSING	3,659	3,164
Passes Attempted	550	558
Passes Completed	358	287
Percent Completed	65.1	51.4
Had Intercepted	16	20
Times Sacked	42	45
Lost Attempting to Pass	200	297
PUNTS	73	88
Total Yardage of Punts	3,217	3,695
Average Length	44.1	42.0
KICKOFF RETURNS	59	77
Total Yards Returned	1,258	1,414
Average Length of Return	21.3	18.4
PENALTIES	119	97
Yards Penalized	925	819
FUMBLES	16	29
Own Fumbles Recovered	8	15
Opponents' Fumbles Recovered	14	8
FIELD GOALS	30	26
Field Goals Attempted	34	29
TOTAL POINTS SCORED	398	257
Touchdowns Scored	43	25
Touchdowns Rushing	17	4
Touchdowns Passing	24	21
Touchdown Returns	2	0
Extra Points	40	21
Safeties	4	0

AVG. TIME OF POSSESSION	31:28	28:32
-------------------------	-------	-------

SCORING

	TDs	Ru	Pa	Int	Fu	KO	Pu	PAT	FG	S	Pts
Wilkins, Jeff	0	0	0	0	0	0	0	40/40	30/34	0	130
Rice, Jerry	9	1	8	0	0	0	0	0/0	0/0	0	54
Popson, Ted	6	0	6	0	0	0	0	0/0	0/0	0	36
Young, Steve	4	4	0	0	0	0	0	0/0	0/0	0	26
Kirby, Terry	4	3	1	0	0	0	0	0/0	0/0	0	24
Loville, Derek	4	2	2	0	0	0	0	0/0	0/0	0	24
Owens, Terrell	4	0	4	0	0	0	0	0/0	0/0	0	24
Floyd, William	3	2	1	0	0	0	0	0/0	0/0	0	18
Grbac, Elvis	2	2	0	0	0	0	0	0/0	0/0	0	12
Vardell, Tommy	2	2	0	0	0	0	0	0/0	0/0	0	12
Carter, Dexter	1	1	0	0	0	0	0	0/0	0/0	0	6

Rookie Names in Italics

(continued)

SCORING

	TDs	Ru	Pa	Int	Fu	KO	Pu	PAT	FG	S	Pts
Doleman, Chris	1	0	0	0	1	0	0	0/0	0/0	0	6
Jones, Brent	1	0	1	0	0	0	0	0/0	0/0	0	6
Pope, Marquez	1	0	0	1	0	0	0	0/0	0/0	0	6
<i>Uwaezuoke, Iheanyi</i>	1	0	1	0	0	0	0	0/0	0/0	0	6
Young, Bryant	0	0	0	0	0	0	0	0/0	0/0	2	4

49ERS

43	17	24	1	1	0	0	40/40	30/34	4*394
-----------	-----------	-----------	----------	----------	----------	----------	--------------	--------------	--------------

OPPONENTS

25	4	21	0	0	0	0	21/21	26/29	0 257
-----------	----------	-----------	----------	----------	----------	----------	--------------	--------------	--------------

2-pt conversions: S. Young, Team: 1-3, Opponents: 4-4

*49ers credited with 2 team safeties

RUSHING

	Att	Yds	Avg	LG	TD
Kirby, Terry	134	559	4.2	31	3
Young, Steve	52	310	6.0	33	4
Loville, Derek	70	229	3.3	16	2
Vardell, Tommy	58	192	3.3	17	2
Floyd, William	47	186	4.0	12	2
Lynn, Anthony	24	164	6.8	67	0
Rice, Jerry	11	77	7.0	38	1
Carter, Dexter	19	66	3.5	18	1
Brohm, Jeff	16	43	2.7	22	0
Grbac, Elvis	23	21	0.9	12	2

49ERS

454	1,847	4.1	67	17
------------	--------------	------------	-----------	-----------

OPPONENTS

418	1,497	3.6	54t	4
------------	--------------	------------	------------	----------

RECEIVING

	No	Yds	Avg	LG	TD
Rice, Jerry	108	1,254	11.6	39	8
Kirby, Terry	52	439	8.4	52	1
<i>Owens, Terrell</i>	35	520	14.9	46t	4
Jones, Brent	33	428	13.0	39	1
Vardell, Tommy	28	179	6.4	22	0
Popson, Ted	26	301	11.6	39t	6
Floyd, William	26	197	7.6	24	1
Stokes, J.J.	18	249	13.8	40	0
Loville, Derek	16	138	8.6	44t	2
<i>Uwaezuoke, Iheanyi</i>	7	91	13.0	29t	1
<i>Manuel, Sean</i>	3	18	6.0	7	0
Lynn, Anthony	2	14	7.0	8	0
Caldwell, Mike	2	9	4.5	8	0
Cooper, Adrian	1	11	11.0	11	0
Singleton, Nate	1	11	11.0	11	0

49ERS

358	3,859	10.8	52	24
------------	--------------	-------------	-----------	-----------

OPPONENTS

287	3,461	12.1	65t	21
------------	--------------	-------------	------------	-----------

INTERCEPTIONS

	No	Yds	Avg	LG	TD
Pope, Marquez	6	98	16.3	55t	1
Hanks, Merton	4	7	1.8	8	0
Dodge, Dedrick	3	27	9.0	26	0
McDonald, Tim	2	14	7.0	14	0
Doleman, Chris	2	1	0.5	1	0
Stubblefield, Dana	1	15	15.0	15	0
Drakeford, Tyrone	1	11	11.0	11	0
Israel, Steve	1	3	3.0	3	0

49ERS

20	176	8.8	55t	1
-----------	------------	------------	------------	----------

OPPONENTS

16	107	6.7	35	0
-----------	------------	------------	-----------	----------

KICKOFF RETURNS

	No	Yds	Avg	LG	TD
Carter, Dexter	41	909	22.2	71	0
Loville, Derek	10	229	22.9	35	0
<i>Owens, Terrell</i>	3	47	15.7	18	0
Deese, Derrick	2	20	10.0	12	0
Kirby, Terry	1	22	22.0	22	0
<i>Uwaezuoke, Iheanyi</i>	1	21	21.0	21	0
Singleton, Nate	1	10	10.0	10	0

49ERS

59	1,258	21.3	71	0
-----------	--------------	-------------	-----------	----------

OPPONENTS

77	1,414	18.4	58	0
-----------	--------------	-------------	-----------	----------

PUNT RETURNS

	No	FC	Yds	Avg	LG	TD
Carter, Dexter	36	17	317	8.8	52	0
Singleton, Nate	2	0	32	16.0	21	0
Kirby, Terry	1	4	3	3.0	3	0

49ERS

39	21	352	9.0	52	0
-----------	-----------	------------	------------	-----------	----------

OPPONENTS

36	11	235	6.5	22	0
-----------	-----------	------------	------------	-----------	----------

PUNTING

	No	Yds	Avg	TB	I-20	LG	Bk
Thompson, Tommy	73	3,217	44.1	6	20	65	2
49ERS	73	3,217	42.9	6	20	65	2
OPPONENTS	88	3,695	42.0	11	23	62	0

PASSING

	Att	Comp	Pct	Yds	LG	TD	Int	QB
Young, Steve	316	214	67.7	2,410	52	14	6	97.2
Grbac, Elvis	197	122	61.9	1,236	40	8	10	72.2
Brohm, Jeff	34	21	61.8	189	49	1	0	86.5
Kirby, Terry	2	1	50.0	24	24t	1	0	133.3
Rice, Jerry	1	0	0.0	0	0	0	0	39.6
49ERS	550	358	65.1	3,859	52	24	16	88.0
OPPONENTS	558	287	51.4	3,461	65t	21	20	68.4

1997 (13-3/14-4)

NFC West Champions

Steve Mariucci, Coach

L	6	at Tampa Bay (62,554), A-31	13
W	15	at St. Louis (64,630), S-7	12
W	33	New Orleans (61,838), S-14	7
W	34	Atlanta (60,404), S-21	7
W	34	at Carolina (70,972), MON/S -29	21
-	-	BYE, 0-5	-
W	30	St. Louis (63,825), 0-12	10
W	35	at Atlanta (53,378), 0-19	28
W	23	at New Orleans (60,443), 0-26	0
W	17	Dallas (68,657), N-2	10
W	24	at Philadelphia (67,133), MON/N -10	12
W	27	Carolina (61,500), N-16	19
W	17	San Diego (61,195), N-23	10
L	9	at Kansas City (77,535), N-30	44
W	28	Minnesota (55,761), D-7	17
W	34	Denver (68,461), MON/D -15	17
L	9	at Seattle (66,253), SUN/D -21	38
375			265

NFC PLAYOFF - JAN. 3

(at San Francisco - 3Com Park)

W	38	Minnesota (65,018)- SAT	22
---	----	--------------------------------	----

NFC CHAMPIONSHIP - JAN. 11

(at San Francisco - 3Com Park)

L	10	Green Bay (68,987)	23
---	----	--------------------	----

TEAM STATISTICS

		49ers	Opp
TOTAL FIRST DOWNS		294	242
By Rushing		106	67
By Passing		167	145
By Penalties		21	30
TOTAL YARDS GAINED		5,112	4,013
By Rushing		1,969	1,366
By Passing		3,143	2,647
TOTAL PLAYS FROM SCRIMMAGE		999	949
Rushes		523	386
Average Gain Per Rush		3.8	3.5
NET YARDS PASSING		3,143	3,164
Passes Attempted		432	558
Passes Completed		278	287
Percent Completed		64.4	50.7
Had Intercepted		11	25
Times Sacked		44	54
Lost Attempting to Pass		289	364
PUNTS		78	82
Total Yardage of Punts		3,182	3,473
Average Length		40.8	42.4
KICKOFF RETURNS		50	82
Total Yards Returned		1,133	1,746
Average Length of Return		22.7	21.3
PENALTIES		115	91
Yards Penalized		979	742
FUMBLES		22	24
Own Fumbles Recovered		13	8
Opponents' Fumbles Recovered		16	9
FIELD GOALS		29	16
Field Goals Attempted		36	20
TOTAL POINTS SCORED		375	265
Touchdowns Scored		41	31
Touchdowns Rushing		16	5
Touchdowns Passing		20	23
Touchdown Returns		5	3
Extra Points		38	29
Safeties		0	1
AVG. TIME OF POSSESSION		32:28	27:32
SCORING		TDs Ru Pa Int Fu KO Pu PAT FG S Pts	
Anderson, Gary		0 0 0 0 0 0 0 38/38 29/36 0 125	
Kirby, Terry		8 6 1 0 0 1 0 0/0 0/0 0 52	
Owens, Terrell		8 0 8 0 0 0 0 0/0 0/0 0 48	
Hearst, Garrison		6 4 2 0 0 0 0 0/0 0/0 0 36	
Floyd, William		4 3 1 0 0 0 0 0/0 0/0 0 24	
Stokes, J.J.		4 0 4 0 0 0 0 0/0 0/0 0 24	
Young, Steve		3 3 0 0 0 0 0 0/0 0/0 0 18	
Hanks, Merton		2 0 0 1 1 0 0 0/0 0/0 0 12	

Rookie Names in Italics

(continued)

SCORING

Jones, Brent	2	0	2	0	0	0	0	0/0	0/0	0	12
Clark, Greg	1	0	1	0	0	0	0	0/0	0/0	0	6
Greene, Kevin	1	0	0	0	1	0	0	0/0	0/0	0	6
Levy, Chuck	1	0	0	0	0	0	1	0/0	0/0	0	6
Rice, Jerry	1	0	1	0	0	0	0	0/0	0/0	0	6

49ERS 41 16 20 1 2 1 1 38/38 29/36 0 375

OPPONENTS

31 5 23 2 1 0 0 29/29 16/20 1 265

2-pt conversions: T. Kirby 2, Team: 2-3, Opponents: 0-2

RUSHING

	Att	Yds	Avg	LG	TD
Hearst, Garrison	234	1,019	4.4	51	4
Kirby, Terry	125	418	3.3	38	6
Floyd, William	78	231	3.0	22	3
Young, Steve	50	199	4.0	13	3
Levy, Chuck	16	90	5.6	24	0
Edwards, Marc	5	17	3.4	6	0
Brohm, Jeff	4	11	2.8	10	0
Druckenmiller, Jim	10	-6	-0.6	2	0
Rice, Jerry	1	-10	-10.0	-10	0

49ERS 523 1,969 3.8 51 16

OPPONENTS

386 1,366 3.5 46 5

RECEIVING

	No	Yds	Avg	LG	TD
Owens, Terrell	60	936	15.6	56t	8
Stokes, J.J.	58	733	12.6	36	4
Floyd, William	37	321	8.7	44t	1
Jones, Brent	29	383	13.2	33	2
Kirby, Terry	23	279	12.1	82	1
Hearst, Garrison	21	194	9.2	69	2
Uwaezuoke, Iheanyi	14	165	11.8	25	0
Clark, Greg	8	96	12.0	23	1
Rice, Jerry	7	78	11.1	16	1
Edwards, Marc	6	48	8.0	19	0
Fann, Chad	5	78	15.6	21	0
Levy, Chuck	5	68	13.6	30	0
Harris, Mark	5	53	10.6	16	0

49ERS 278 3,432 12.4 82 20

OPPONENTS

258 3,011 11.7 69 23

INTERCEPTIONS

	No	Yds	Avg	LG	TD
Hanks, Merton	6	103	17.2	55t	1
Drakeford, Tyrone	5	15	3.0	15	0
Woodson, Rod	3	81	27.0	41	0
Walker, Darnell	3	49	16.3	28	0
McDonald, Tim	3	34	11.3	17	0
Woodall, Lee	2	55	27.5	55	0
Bronson, Zack	1	22	22.0	22	0
Pope, Marquez	1	7	7.0	7	0
Maxie, Brett	1	0	0.0	0	0

49ERS 25 366 14.6 55t 1

OPPONENTS

11 169 15.4 75t 2

KICKOFF RETURNS

	No	Yds	Avg	LG	TD
Levy, Chuck	36	793	22.0	59	0
Uwaezuoke, Iheanyi	6	131	21.8	25	0
Kirby, Terry	3	124	41.3	101t	1
Owens, Terrell	2	31	15.5	23	0
Edwards, Marc	1	30	30.0	30	0
Drakeford, Tyrone	1	24	24.0	24	0
Fann, Chad	1	0	0.0	0	0

49ERS 50 1,133 22.7 101t 1

OPPONENTS

82 1,746 21.3 61 0

PUNT RETURNS

	No	FC	Yds	Avg	LG	TD
Uwaezuoke, Iheanyi	34	14	373	11.0	36	0
Levy, Chuck	6	2	109	18.2	73t	1
Woodson, Rod	1	0	0	0.0	0	0

49ERS 41 16 482 11.8 73t 1

OPPONENTS

41 9 307 7.5 37 0

PUNTING

	No	Yds	Avg	TB	I-20	LG	Blk
Thompson, Tommy	78	3,182	40.8	7	22	55	1

49ERS 78 3,182 40.3 7 22 55 1

OPPONENTS

83 3,473 41.9 11 25 59 1

PASSING

	Att	Comp	Pct	Yds	LG	TD	Int	QB
--	------------	-------------	------------	------------	-----------	-----------	------------	-----------

Young, Steve 356 241 67.7 3,029 82 19 6 104.7

Druckenmiller, Jim 52 21 40.4 239 33 1 4 29.2

Brohm, Jeff 24 16 66.7 164 21 0 1 68.7

49ERS 432 278 64.4 3,432 82 20 11 93.6

OPPONENTS 509 258 50.7 3,011 69 23 25 63.6

1998 (12-4/13-5)

Steve Mariucci, Coach

W	36	New York Jets (64,419), S-6	(OT) 30
W	45	at Washington (76,798), MON /S-14	10
—	—	BYE, S-20	—
W	31	Atlanta (62,296), S-27	20
L	21	at Buffalo (76,615), O-4	26
W	31	at New Orleans (62,811), O-11	0
W	34	Indianapolis (68,486), O-18	31
W	28	at St. Louis (58,563), O-25	10
L	22	at Green Bay (59,794), N-1	36
W	25	Carolina (68,572), N-8	23
L	19	at Atlanta (69,828), N-15	31
W	31	New Orleans (68,429), SUN /N-22	20
W	31	New York Giants (68,212), MON /N-30	7
W	31	at Carolina (63,332), D-6	(OT) 28
W	35	Detroit (68,585), MON /D-14	13
L	21	at New England (59,153), D-20	24
W	38	St. Louis (68,386), D-27	19

479

NFC WILD CARD - JAN. 3

(at San Francisco - 3Com Park)

W	30	Green Bay (66,506)	27
---	----	--------------------	----

NFC PLAYOFF- JAN. 9

(at Atlanta - Georgia Dome)

L	18	Atlanta (70,262)- SAT	20
---	----	------------------------------	----

TEAM STATISTICS

	49ers	Opp
TOTAL FIRST DOWNS	381	297
By Rushing	129	91
By Passing	223	178
By Penalties	29	28
TOTAL YARDS GAINED	6,800	5,343
By Rushing	2,544	1,610
By Passing	4,256	3,733
TOTAL PLAYS FROM SCRIMMAGE	1,100	1,012
Rushes	491	395
Average Gain Per Rush	5.2	4.1
NET YARDS PASSING	4,256	3,733
Passes Attempted	556	566
Passes Completed	347	294
Percent Completed	62.4	51.9
Had Intercepted	15	21
Times Sacked	53	51
Lost Attempting to Pass	254	259
PUNTS	69	83
Total Yardage of Punts	2,835	3,492
Average Length	41.1	42.1
KICKOFF RETURNS	59	67
Total Yards Returned	1,108	1,296
Average Length of Return	18.8	19.3
PENALTIES	133	101
Yards Penalized	1,156	800
FUMBLES	22	24
Own Fumbles Recovered	7	12
Opponents' Fumbles Recovered	12	15
FIELD GOALS	18	19
Field Goals Attempted	27	32
TOTAL POINTS SCORED	479	328
Touchdowns Scored	61	39
Touchdowns Rushing	19	13
Touchdowns Passing	41	25
Touchdown Returns	1	1
Extra Points	49	35
Safeties	0	1
AVG. TIME OF POSSESSION	31:52	28:08

SCORING

	TDs	Ru	Pa	Int	Fu	KO	Pu	PAT	FG	S	Pts
Richey, Wade	0	0	0	0	0	0	0	49/51	18/27	0	103
Owens, Terrell	15	1	14	0	0	0	0	0/0	0/0	0	92
Rice, Jerry	9	0	9	0	0	0	0	0/0	0/0	0	58
Hearst, Garrison	9	7	2	0	0	0	0	0/0	0/0	0	56
Stokes, J.J.	8	0	8	0	0	0	0	0/0	0/0	0	48
Young, Steve	6	6	0	0	0	0	0	0/0	0/0	0	36
Smith, Irv	5	0	5	0	0	0	0	0/0	0/0	0	30
Edwards, Marc	3	1	2	0	0	0	0	0/0	0/0	0	18
Kirby, Terry	3	3	0	0	0	0	0	0/0	0/0	0	18

Rookie Names in Italics

(continued)

SCORING

	TDs	Ru	Pa	Int	Fu	KO	Pu	PAT	FG	S	Pts
Clark, Greg	1	0	1	0	0	0	0	0/0	0/0	0	8
Levy, Chuck	1	1	0	0	0	0	0	0/0	0/0	0	6
McQuarters, R.W.	1	0	0	0	0	0	1	0/0	0/0	0	6

49ERS

OPPONENTS 39 13 25 0 1 0 0 35/38 19/32 1 328

2-pt conversions: J. Rice 2, G. Clark, G. Hearst, T. Owens, Team: 5-9, Opponents: 0-1

RUSHING

	Att	Yds	Avg	Lg	TD
Hearst, Garrison	310	1,570	5.1	96t	7
Young, Steve	70	454	6.5	24	6
Kirby, Terry	48	258	5.4	31t	3
Levy, Chuck	25	112	4.5	21t	1
Edwards, Marc	22	94	4.3	32	1
Owens, Terrell	4	53	13.3	21t	1
Detmer, Ty	8	7	0.9	10	0
Roby, Reggie	1	0	0.0	0	0
Druckenmiller, Jim	3	-4	-1.3	-1	0
49ERS	491	2,544	5.2	96t	19
OPPONENTS	395	1,610	4.1	65t	13

RECEIVING

	No	Yds	Avg	LG	TD
Rice, Jerry	82	1,157	14.1	75t	9
Owens, Terrell	67	1,097	16.4	79t	14
Stokes, J.J.	63	770	12.2	33t	8
Hearst, Garrison	39	535	13.7	81t	2
Smith, Irv	25	266	10.6	25t	5
Edwards, Marc	22	218	9.9	47t	2
Kirby, Terry	16	134	8.4	25	0
Levy, Chuck	15	64	4.3	13	0
Clark, Greg	12	124	10.3	23	1
Uwaezuoke, Iheanyi	3	67	22.3	35	0
Harris, Mark	2	67	33.5	42	0
Beasley, Fred	1	11	11.0	11	0
49ERS	347	4,510	13.0	81t	41
OPPONENTS	294	3,992	13.6	80t	25

INTERCEPTIONS

	No	Yds	Avg	LG	TD
Walker, Darnell	4	78	19.5	36	0
Hanks, Merton	4	37	9.3	37	0
Bronson, Zack	4	34	8.5	28	0
McDonald, Tim	4	22	5.5	18	0
Tubbs, Winfred	1	7	7.0	7	0
Woodall, Lee	1	4	4.0	4	0
Langham, Antonio	1	0	0.0	0	0
Pope, Marquez	1	0	0.0	0	0
Barker, Roy	1	-4	-4.0	-4	0
49ERS	21	178	8.5	37	0
OPPONENTS	15	304	20.3	43	0

KICKOFF RETURNS

	No	Yds	Avg	LG	TD
Levy, Chuck	22	383	17.4	30	0
Kirby, Terry	17	340	20.0	33	0
McQuarters, R.W.	17	339	19.9	45	0
Smith, Irv	2	35	17.5	23	0
Richie, David	1	11	11.0	11	0
49ERS	59	1,108	18.8	45	0
OPPONENTS	67	1,296	19.3	47	0

PUNT RETURNS

	No	FC	Yds	Avg	LG	TD
McQuarters, R.W.	47	10	406	8.6	72t	1
49ERS	47	10	406	8.6	72t	1
OPPONENTS	36	15	341	9.5	53	0

PUNTING

	No	Yds	Avg	TB	I-20	LG	Bk
Roby, Reggie	60	2,511	41.9	6	14	66	0
Howard, Ed	9	324	36.0	1	2	45	0
49ERS	69	2,835	41.1	7	16	66	0
OPPONENTS	83	3,492	42.1	8	20	64	0

PASSING

	Att	Comp	Pct	Yds	LG	TD	Int	QB
Young, Steve	517	322	62.3	4,170	81t	36	12	101.1
Detmer, Ty	38	24	63.2	312	36t	4	3	91.1
Kirby, Terry	1	1	100.0	28	28t	1	0	158.3
49ERS	556	347	62.4	4,510	81t	41	15	101.2
OPPONENTS	566	294	51.9	3,992	80t	25	21	74.0

1999 (4-12)

Steve Mariucci, Coach

L	3	at Jacksonville (68,678), S-12	41
W	28	New Orleans (67,685), S-19	21
W	24	at Arizona (71,200), MON/S-27	10
W	24	Tennessee (67,447), O-3	22
L	20	at St. Louis (65,872), O-10	42
L	29	Carolina (68,151), O-17	31
L	16	at Minnesota (64,109), O-24	40
-	-	BYE, O-31	
L	6	Pittsburgh (68,657), N-7	27
L	6	at New Orleans (52,198), N-14	24
L	7	St. Louis (68,193), N-21	23
L	3	Green Bay (68,304), MON/N-29	20
L	30	at Cincinnati (53,463), D-5	44
W	26	Atlanta (67,465), D-12	7
L	24	at Carolina (62,373), D-18	41
L	20	Washington (68,329), SUN/D-26	(OT) 26
L	29	at Atlanta (57,980), MON/J-3	34
295			453

TEAM STATISTICS

	49ers	Opp
TOTAL FIRST DOWNS	300	315
By Rushing	102	91
By Passing	172	192
By Penalties	26	32
TOTAL YARDS GAINED	5,380	5,687
By Rushing	2,085	1,619
By Passing	3,295	4,068
TOTAL PLAYS FROM SCRIMMAGE	1,012	979
Rushes	419	426
Average Gain Per Rush	5.0	3.8
NET YARDS PASSING	3,295	4,068
Passes Attempted	560	521
Passes Completed	324	317
Percent Completed	57.9	60.8
Had Intercepted	19	13
Times Sacked	34	32
Lost Attempting to Pass	241	227
PUNTS	73	69
Total Yardage of Punts	2,883	2,712
Average Length	39.5	39.3
KICKOFF RETURNS	77	47
Total Yards Returned	1,579	1,093
Average Length of Return	20.5	23.3
PENALTIES	120	96
Yards Penalized	1,045	760
FUMBLES	29	18
Own Fumbles Recovered	16	11
Opponents' Fumbles Recovered	7	13
FIELD GOALS	21	27
Field Goals Attempted	23	32
TOTAL POINTS SCORED	295	453
Touchdowns Scored	33	53
Touchdowns Rushing	14	11
Touchdowns Passing	14	36
Touchdown Returns	5	6
Extra Points	30	50
Safeties	1	1
AVG. TIME OF POSSESSION	30:17	29:43

	TDs	Ru	Pa	Int	Fu	KO	Pu	PAT	FG	S	Pts
Richey, Wade	0	0	0	0	0	0	0	30/31	21/23	0	93
Garner, Charlie	6	4	2	0	0	0	0	0/0	0/0	0	36
Rice, Jerry	5	0	5	0	0	0	0	0/0	0/0	0	30
Beasley, Fred	4	4	0	0	0	0	0	0/0	0/0	0	24
Owens, Terrell	4	0	4	0	0	0	0	0/0	0/0	0	24
Stokes, J.J.	3	0	3	0	0	0	0	0/0	0/0	0	20
Garcia, Jeff	2	2	0	0	0	0	0	0/0	0/0	0	12
Phillips, Lawrence	2	2	0	0	0	0	0	0/0	0/0	0	12
Walker, Darnell	2	0	0	1	1	0	0	0/0	0/0	0	12
Bryant, Junior	1	0	0	0	1	0	0	0/0	0/0	0	6
Jervy, Travis	1	1	0	0	0	0	0	0/0	0/0	0	6
McMillian, Mark	1	0	0	0	1	0	0	0/0	0/0	0	6
Schulter, Lance	1	0	0	1	0	0	0	0/0	0/0	0	6
Vardell, Tommy	1	1	0	0	0	0	0	0/0	0/0	0	6

(continued)

	TDs	Ru	Pa	Int	Fu	KO	Pu	PAT	FG	S	Pts
Young, Bryant	0	0	0	0	0	0	0	0/0	0/0	1	2
49ERS	33	14	14	2	3	0	0	30/31	21/23	1	295
OPPONENTS	53	11	36	2	1	1	2	50/50	27/32	1	453
2-pt conversions: J.J. Stokes, Team: 1-2, Opponents: 1-2											
RUSHING	Att	Yds	Avg	LG	TD						
Garner, Charlie	241	1,229	5.1	53	4						
Beasley, Fred	58	276	4.8	44t	4						
Garcia, Jeff	45	231	5.1	25	2						
Phillips, Lawrence	30	144	4.8	68t	2						
Jackson, Terry	15	75	5.0	11	1						
Young, Steve	11	57	5.2	14	0						
Jervy, Travis	6	49	8.2	33	1						
Stenstrom, Steve	3	15	5.0	8	0						
Rice, Jerry	2	13	6.5	11	0						
Vardell, Tommy	6	6	1.0	5	0						
Stanley, Chad	1	0	0.0	0	0						
49ERS	418	2,095	5.0	68t	14						
OPPONENTS	426	1,619	3.8	52	11						
RECEIVING	No	Yds	Avg	LG	TD						
Rice, Jerry	67	830	12.4	62	5						
Owens, Terrell	60	754	12.6	36	4						
Garner, Charlie	56	535	9.6	53	2						
Stokes, J.J.	34	429	12.6	47	3						
Clark, Greg	34	347	10.2	24	0						
Beasley, Fred	32	282	8.8	24	0						
Phillips, Lawrence	15	152	10.1	47	0						
Vardell, Tommy	7	36	5.1	11	0						
Harris, Mark	6	66	11.0	33	0						
Cline, Tony	4	45	11.3	30	0						
Jackson, Terry	3	6	2.0	4	0						
Streets, Tai	2	25	12.5	14	0						
Fann, Chad	2	8	4.0	6	0						
Stenstrom, Steve	1	9	9.0	9	0						
Jervy, Travis	1	2	2.0	2	0						
49ERS	324	3,526	10.9	62	14						
OPPONENTS	317	4,295	13.6	80t	36						
INTERCEPTIONS	No	Yds	Avg	LG	TD						
Schulter, Lance	6	127	21.2	64t	1						
McDonald, Tim	2	18	9.0	18	0						
Walker, Darnell	1	27	27.0	27t	1						
McQuarters, R.W.	1	25	25.0	25	0						
Tubbs, Winfred	1	8	8.0	8	0						
McDonald, Ramos	1	4	4.0	4	0						
McMillian, Mark	1	0	0.0	0	0						
49ERS	13	209	16.1	64t	2						
OPPONENTS	19	286	15.1	93t	2						
KICKOFF RETURNS	No	Yds	Avg	LG	TD						
McQuarters, R.W.	26	568	21.9	37	0						
Phillips, Lawrence	19	415	21.8	75	0						
Preston, Roell	16	292	18.3	58	0						
Jervy, Travis	8	191	23.9	48	0						
Prioleau, Pierson	3	73	24.3	32	0						
Harris, Mark	2	26	13.0	15	0						
Peterson, Anthony	2	10	5.0	10	0						
Lynch, Ben	1	4	4.0	4	0						
49ERS	77	1,579	20.5	75	0						
OPPONENTS	47	1,093	23.3	97t	1						
PUNT RETURNS	No	FC	Yds	Avg	LG	TD					
McQuarters, R.W.	18	3	90	5.0	32	0					
Preston, Roell	3	8	6	2.0	6	0					
Harris, Mark	4	2	8	2.0	5	0					
Givens, Reggie	1	0	0	0.0	0	0					
49ERS	26	13	104	4.0	32	0					
OPPONENTS	33	11	399	12.1	70t	2					
PUNTING	No	Yds	Avg	TB	I-20	LG	Blk				
Stanley, Chad	69	2,737	39.7	9	20	70	2				
Richey, Wade	4	146	36.5	0	1	45	0				
49ERS	73	2,883	38.4	9	21	66	0				
OPPONENTS	69	2,714	39.3	10	24	75	0				
PASSING	Att	Comp	Pct	Yds	LG	TD	Int	QB			
Garcia, Jeff	375	225	60.0	2,544	62	11	11	77.9			
Stenstrom, Steve	100	54	54.0	536	32	0	4	52.8			
Young, Steve	84	45	53.6	446	53	3	4	60.9			
Rice, Jerry	1	0	0.0	0	0	0	0	39.6			
49ERS	560	324	57.9	3,526	62	14	19	70.7			
OPPONENTS	521	317	60.8	4,295	80t	36	13	99.8			

Rookie Names in Italics

2000 (6-10)

Steve Mariucci, Coach

L	28	at Atlanta (54,626), S-3	36
L	22	Carolina (66,879), S-10	38
L	24	at St. Louis (65,945), S-17	41
W	41	at Dallas (64,127), S-24	24
W	27	Arizona (66,985), O-1	20
L	28	Oakland (68,344), O-8	(OT) 34
L	28	at Green Bay (59,870), O-15	31
L	16	at Carolina (73,169), O-22	34
L	24	St. Louis (68,109), O-29	34
L	15	at New Orleans (64,900), N-5	31
W	21	Kansas City (68,002), N-12	7
W	16	Atlanta (67,447), N-19	6
-	-	BYE, N-26	-
W	45	at San Diego (57,255), D-3	17
L	27	New Orleans (67,892), D-10	31
W	17	Chicago (68,306), D-17	0
L	9	at Denver (76,098), D-23	38
388			422

TEAM STATISTICS	49ers	Opp
TOTAL FIRST DOWNS	334	347
By Rushing	98	110
By Passing	211	194
By Penalties	25	43
TOTAL YARDS GAINED	6,040	5,709
By Rushing	1,801	1,794
By Passing	4,239	3,915
TOTAL PLAYS FROM SCRIMMAGE	1,024	1,031
Rushes	416	435
Average Gain Per Rush	4.3	4.1
NET YARDS PASSING	4,239	3,915
Passes Attempted	583	558
Passes Completed	366	320
Percent Completed	62.8	57.4
Had Intercepted	10	13
Times Sacked	25	38
Lost Attempting to Pass	161	270
PUNTS	70	65
Total Yardage of Punts	2,727	2,773
Average Length	39.0	42.7
KICKOFF RETURNS	68	63
Total Yards Returned	1,299	1,358
Average Length of Return	19.1	21.6
PENALTIES	134	102
Yards Penalized	1,135	857
FUMBLES	22	19
Own Fumbles Recovered	13	8
Opponents' Fumbles Recovered	11	9
FIELD GOALS	15	26
Field Goals Attempted	22	31
TOTAL POINTS SCORED	388	422
Touchdowns Scored	49	49
Touchdowns Rushing	15	22
Touchdowns Passing	32	25
Touchdown Returns	2	2
Extra Points	43	46
Safeties	0	0
AVG. TIME OF POSSESSION	29:38	30:22

SCORING	TDs	Ru	Pa	Int	Fu	KO	Pu	PAT	FG	S	Pts
Richey, Wade	0	0	0	0	0	0	0	43/45	15/22	0	88
Owens, Terrell	13	0	13	0	0	0	0	0/0	0/0	0	80
Garner, Charlie	10	7	3	0	0	0	0	0/0	0/0	0	60
Rice, Jerry	7	0	7	0	0	0	0	0/0	0/0	0	42
Beasley, Fred	6	3	3	0	0	0	0	0/0	0/0	0	36
Garcia, Jeff	4	4	0	0	0	0	0	0/0	0/0	0	24
Stokes, J.J.	3	0	3	0	0	0	0	0/0	0/0	0	20
Jackson, Terry	2	1	1	0	0	0	0	0/0	0/0	0	14
Clark, Greg	2	0	2	0	0	0	0	0/0	0/0	0	12
Montgomery, M.	1	0	0	1	0	0	0	0/0	0/0	0	6
Webster, Jason	1	0	0	1	0	0	0	0/0	0/0	0	6
49ERS	49	15	32	2	0	0	0	43/45	15/22	0	388
OPPONENTS	49	22	25	2	0	0	0	46/46	26/31	0	422

2-pt conversions: T. Jackson, T. Owens, J.J. Stokes

Team: 3-4, Opponents: 2-2

Rookie Names in Italics

RUSHING	Att	Yds	Avg	LG	TD
Garner, Charlie	258	1,142	4.4	42	7
Garcia, Jeff	72	414	5.8	33	4
Beasley, Fred	50	147	2.9	9	3
Smith, Paul	18	72	4.0	14	0
Owens, Terrell	3	11	3.7	5	0
Jackson, Terry	5	6	1.2	3	1
Lewis, Jonas	1	6	6.0	6	0
Stokes, J.J.	1	6	6.0	6	0
Jervy, Travis	1	0	0.0	0	0
Mirer, Rick	3	0	0.0	3	0
Streets, Tai	1	0	0.0	0	0
Rattay, Tim	2	-1	-0.5	0	0
Rice, Jerry	1	-2	-2.0	-2	0
49ERS	416	1,801	4.3	42	15
OPPONENTS	435	1,794	4.1	31	22

RECEIVING	No	Yds	Avg	LG	TD
Owens, Terrell	97	1,451	15.0	69t	13
Rice, Jerry	75	805	10.7	68t	7
Garner, Charlie	68	647	9.5	62	3
Clark, Greg	38	342	9.0	34	2
Beasley, Fred	31	233	7.5	34	3
Stokes, J.J.	30	524	17.5	53	3
Streets, Tai	19	287	15.1	39	0
Jackson, Terry	5	48	9.6	16	1
Smith, Paul	2	55	27.5	47	0
Swift, Justin	1	8	8.0	8	0
49ERS	366	4,400	12.0	69t	32
OPPONENTS	320	4,185	13.1	78t	25

INTERCEPTIONS	No	Yds	Avg	LG	TD
Bronson, Zack	3	75	25.0	43	0
Montgomery, Monty	3	68	22.7	46t	1
Webster, Jason	2	78	39.0	70t	1
Peterson, Julian	2	33	16.5	31	0
Prioleau, Pierson	1	13	13.0	13	0
Tubbs, Winfred	1	11	11.0	11	0
Keith, John	1	0	0.0	0	0
49ERS	13	278	21.4	70t	2
OPPONENTS	10	94	9.4	36t	2

KICKOFF RETURNS	No	Yds	Avg	LG	TD
Williams, Kevin	30	536	17.9	33	0
Lewis, Jonas	9	168	18.7	26	0
Smith, Paul	9	167	18.6	28	0
Jervy, Travis	8	209	26.1	68	0
Streets, Tai	8	180	22.5	37	0
Jackson, Terry	1	9	9.0	19	0
Milem, John	1	13	13.0	13	0
Okefor, Chike	1	17	17.0	17	0
Plummer, Ahmed	1	0	0.0	0	0
49ERS	68	1,299	19.1	68	0
OPPONENTS	63	1,358	21.6	57	0

PUNT RETURNS	No	FC	Yds	Avg	LG	TD
Williams, Kevin	26	13	220	8.5	25	0
49ERS	26	13	220	8.5	25	0
OPPONENTS	32	20	332	10.4	47	0

PUNTING	No	Yds	Avg	TB	I-20	LG	Blk
Stanley, Chad	69	2,727	39.5	7	15	56	1
49ERS	70	2,727	39.0	7	15	56	1
OPPONENTS	65	2,773	42.7	10	16	66	0

PASSING	Att	Comp	Pct	Yds	LG	TD	Int	QB
Garcia, Jeff	561	355	63.3	4,278	69t	31	10	97.6
Mirer, Rick	20	10	50.0	126	26	1	0	86.7
Rattay, Tim	1	1	100.0	-4	-4	0	0	79.2
Rice, Jerry	1	0	0.0	0	0	0	0	39.6
49ERS	583	366	62.8	4,400	69t	32	10	97.0
OPPONENTS	558	320	57.4	4,185	78t	25	13	86.4

2001 (12-4/12-5)

Steve Mariucci, Coach

W	16	Atlanta (65,989), S-9	(OT) 13
L	26	St. Louis (67,536), S-23	30
W	19	at New York Jets (78,722), MON /O-1	17
W	24	Carolina (66,944), SUN /O-7	14
W	37	at Atlanta (48,100), O-14	(OT) 31
-	-	BYE, O-21	-
L	31	at Chicago (66,944), O-28	(OT) 37
W	21	Detroit (67,605), N-4	13
W	28	New Orleans (68,083), N-11	27
W	25	at Carolina (72,665), N-18	(OT) 22
W	40	at Indianapolis (56,393), N-25	21
W	35	Buffalo (67,252), SUN /D-2	0
L	14	at St. Louis (66,218), D-9	27
W	21	Miami (68,223), D-16	0
W	13	Philadelphia (68,124), D-22	3
L	21	at Dallas (64,366), D-30	27
W	38	at New Orleans (70,020), J-6	0
409			282

NFC WILD CARD - JAN. 13

(at Green Bay - Lambeau Field)

L	15	at Green Bay (59,825)	25
---	----	-----------------------	----

TEAM STATISTICS

	49ers	Opp
TOTAL FIRST DOWNS	328	289
By Rushing	121	89
By Passing	184	179
By Penalties	23	21
TOTAL YARDS GAINED	5,689	4,954
By Rushing	2,244	1,571
By Passing	3,445	3,383
TOTAL PLAYS FROM SCRIMMAGE	1,041	988
Rushes	509	389
Average Gain Per Rush	4.3	4.1
NET YARDS PASSING	3,445	3,383
Passes Attempted	506	567
Passes Completed	318	332
Percent Completed	62.8	58.6
Had Intercepted	12	24
Times Sacked	26	32
Lost Attempting to Pass	114	220
PUNTS	69	72
Total Yardage of Punts	2,813	2,981
Average Length	40.8	41.4
KICKOFF RETURNS	61	68
Total Yards Returned	1,336	1,408
Average Length of Return	21.9	20.7
PENALTIES	82	95
Yards Penalized	669	812
FUMBLES	19	24
Own Fumbles Recovered	12	14
Opponents' Fumbles Recovered	10	7
FIELD GOALS	18	23
Field Goals Attempted	25	27
TOTAL POINTS SCORED	409	282
Touchdowns Scored	51	30
Touchdowns Rushing	16	9
Touchdowns Passing	32	18
Touchdown Returns	3	3
Extra Points	47	23
Safeties	0	1
AVG. TIME OF POSSESSION	31:49	28:11

SCORING	TDs	Ru	Pa	Int	Fu	KO	Pu	PAT	FG	S	Pts
Cortez, Jose	0	0	0	0	0	0	0	47/47	18/25	0	101
Owens, Terrell	16	0	16	0	0	0	0	0/0	0/0	0	96
Stokes, J.J.	7	0	7	0	0	0	0	0/0	0/0	0	42
Barlow, Kevan	5	4	1	0	0	0	0	0/0	0/0	0	30
Garcia, Jeff	5	5	0	0	0	0	0	0/0	0/0	0	30
Hearst, Garrison	5	4	1	0	0	0	0	0/0	0/0	0	30
Johnson, Eric	3	0	3	0	0	0	0	0/0	0/0	0	20
Jackson, Terry	3	1	2	0	0	0	0	0/0	0/0	0	18
Bronson, Zack	2	0	0	2	0	0	0	0/0	0/0	0	12

Rookie Names in Italics

(continued)

SCORING	TDs	Ru	Pa	Int	Fu	KO	Pu	PAT	FG	S	Pts
Beasley, Fred	1	1	0	0	0	0	0	0/0	0/0	0	6
Peterson, Julian	1	0	0	0	1	0	0	0/0	0/0	0	6
Smith, Paul	1	1	0	0	0	0	0	0/0	0/0	0	6
Streets, Tai	1	0	1	0	0	0	0	0/0	0/0	0	6
Swift, Justin	1	0	1	0	0	0	0	0/0	0/0	0	6
49ERS	51	16	32	2	1	0	0	47/47	18/25	0	409
OPPONENTS	30	9	18	3	0	0	0	23/23	23/27	1	282

2-pt conversions: E. Johnson Team: 1-3, Opponents: 4-6

RUSHING	Att	Yds	Avg	LG	TD
Hearst, Garrison	252	1,206	4.8	43t	4
Barlow, Kevan	125	512	4.1	25	4
Garcia, Jeff	72	254	3.5	25	5
Jackson, Terry	22	138	6.3	15	1
Beasley, Fred	23	73	3.2	16	1
Smith, Paul	4	27	6.8	13t	1
Owens, Terrell	4	21	5.3	12	0
Sutherland, Vinny	1	16	16.0	16	0
Baker, Jason	1	0	0.0	0	0
Rattay, Tim	5	-3	-0.6	1	0
49ERS	509	2,244	4.4	43t	16
OPPONENTS	389	1,571	4.0	39	9

RECEIVING	No	Yds	Avg	Long	TD
Owens, Terrell	93	1,412	15.2	60t	16
Stokes, J.J.	54	585	10.8	47	7
Hearst, Garrison	41	347	8.5	60t	1
Johnson, Eric	40	362	9.1	24	3
Streets, Tai	28	345	12.3	52	1
Barlow, Kevan	22	247	11.2	61t	1
Beasley, Fred	16	99	6.2	15	0
Jackson, Terry	12	91	7.6	14	2
Swift, Justin	11	66	6.0	13	1
Sutherland, Vinny	1	5	5.0	5	0
49ERS	318	3,559	11.2	61t	32
OPPONENTS	332	3,603	10.9	63	18

INTERCEPTIONS	No	Yds	Avg	Long	TD
Bronson, Zack	7	165	23.6	97t	2
Plummer Ahmed	7	45	6.4	24	0
Webster, Jason	3	61	20.3	31	0
Schulters, Lance	3	0	0.0	0	0
Winborn, Jamie	2	40	20.0	29	0
Holman, Rashad	1	19	19.0	19	0
Smith, Derek	1	0	0.0	0	0
49ERS	24	330	13.8	97t	2
OPPONENTS	12	232	19.3	74t	3

KICKOFF RETURNS	No	Yds	Avg	Long	TD
Sutherland, Vinny	50	1,140	22.8	65	0
Wilson, Cedrick	6	127	21.2	34	0
Smith, Paul	3	37	12.3	16	0
Lewis, Jonas	2	32	16.0	19	0
49ERS	61	1,336	21.9	65	0
OPPONENTS	68	1,408	20.7	46	0

PUNT RETURNS	No	FC	Yds	Avg	LG	TD
Sutherland, Vinny	21	19	147	7.0	19	0
Wilson, Cedrick	2	0	4	2.0	3	0
49ERS	23	19	151	6.6	19	0
OPPONENTS	34	14	290	8.5	34	0

PUNTING	No	Yds	Avg	TB	I-20	LG	Bik
Baker, Jason	69	2,813	40.8	4	21	64	0
49ERS	69	2,813	40.8	4	21	64	0
OPPONENTS	72	2,981	41.4	12	25	68	1

PASSING	Att	Comp	Pct	Yds	LG	TD	Int	QB
Garcia, Jeff	504	316	62.7	3,538	61t	32	12	94.8
Rattay, Tim	2	2	100.0	21	20	0	0	110.4
49ERS	506	318	62.8	3,559	61t	32	12	95.0
OPPONENTS	567	332	58.6	3,603	63	18	24	70.3

2002 (10-6/11-7)

NFC West Champions

Steve Mariucci, Coach

W	16	at New York Giants (78,748), THU/S-5	13
L	14	Denver (67,685), S-15	24
W	20	Washington (67,541), S-22	10
-	-	BYE, S-29	-
W	37	St. Louis (67,853), O-6	13
W	28	at Seattle (66,420), MON/O-14	21
L	27	at New Orleans (67,903), O-20	35
W	38	Arizona (67,173), O-27	28
W	23	at Oakland (62,660), N-3	(OT) 20
W	17	Kansas City (67,881), N-10	13
L	17	at San Diego (67,161), N-17	(OT) 20
L	17	Philadelphia (67,919), MON/N-25	38
W	31	Seattle (67,594), D-1	24
W	31	at Dallas (64,097), D-8	27
L	14	Green Bay (67,947), D-15	20
W	17	at Arizona (44,051), D-21	14
L	20	at St. Louis (66,118), MON/D-30	31

367

351

NFC WILD CARD - JAN. 5

(at San Francisco - 3Com Park)

W	39	New York Giants (66,318)	38
---	----	--------------------------	----

NFC PLAYOFF - JAN. 12

(at Tampa Bay - Raymond James Stadium)

L	6	at Tampa Bay (65,599)	31
---	---	-----------------------	----

TEAM STATISTICS

	49ers	Opp
TOTAL FIRST DOWNS	342	307
By Rushing	141	96
By Passing	182	188
By Penalties	19	23
TOTAL YARDS GAINED	5,701	5,158
By Rushing	2,244	1,652
By Passing	3,457	3,506
TOTAL PLAYS FROM SCRIMMAGE	1,082	978
Rushes	489	394
Average Gain Per Rush	5.3	5.3
NET YARDS PASSING	3,457	3,506
Passes Attempted	571	552
Passes Completed	354	340
Percent Completed	62.0	61.6
Had Intercepted	10	19
Times Sacked	22	32
Lost Attempting to Pass	119	195
PUNTS	65	65
Total Yardage of Punts	2,493	2,699
Average Length	38.4	41.5
KICKOFF RETURNS	68	73
Total Yards Returned	1,386	1,665
Average Length of Return	20.4	22.8
PENALTIES	87	82
Yards Penalized	725	681
FUMBLES	15	24
Own Fumbles Recovered	8	16
Opponents' Fumbles Recovered	8	7
FIELD GOALS	26	22
Field Goals Attempted	36	30
TOTAL POINTS SCORED	367	351
Touchdowns Scored	41	41
Touchdowns Rushing	16	14
Touchdowns Passing	23	23
Touchdown Returns	2	4
Extra Points	39	39
Safeties	0	0
AVG. TIME OF POSSESSION	32:00	28:00

SCORING

	TDs	Ru	Pa	Int	Fu	KO	Pu	PAT	FG	S	Pts
Owens, Terrell	14	1	13	0	0	0	0	0/0	0/0	0	84
Cortez, Jose TM	0	0	0	0	0	0	0	25/25	18/24	0	79
Hearst, Garrison	9	8	1	0	0	0	0	0/0	0/0	0	56
Chandler, Jeff	0	0	0	0	0	0	0	14/14	8/12	0	38
Barlow, Kevan	5	4	1	0	0	0	0	0/0	0/0	0	30
Streets, Tai	5	0	5	0	0	0	0	0/0	0/0	0	30

(continued)

SCORING

	TDs	Ru	Pa	Int	Fu	KO	Pu	PAT	FG	S	Pts
Garcia, Jeff	3	3	0	0	0	0	0	0/0	0/0	0	20
Beasley, Fred	1	0	1	0	0	0	0	0/0	0/0	0	6
Stokes, J.J.	1	0	1	0	0	0	0	0/0	0/0	0	6
Webster, Jason	1	0	0	1	0	0	0	0/0	0/0	0	6
Williams, Jimmy	1	0	0	0	0	0	1	0/0	0/0	0	6
Wilson, Cedrick	1	0	1	0	0	0	0	0/0	0/0	0	6

49ERS

OPPONENTS

2-pt conversions: J. Garcia, G. Hearst Team: 2-2, Opponents: 0-2

RUSHING

	Att	Yds	Avg	LG	TD
Hearst, Garrison	215	972	4.5	40	8
Barlow, Kevan	145	675	4.7	35	4
Garcia, Jeff	73	353	4.8	21t	3
Smith, Paul	18	90	5.0	16	0
Owens, Terrell	7	79	11.3	38t	1
Beasley, Fred	26	75	2.9	9	0
Rattay, Tim	5	0	0.0	5	0
49ERS	489	2,244	4.6	40	16
OPPONENTS	394	1,652	4.2	53	14

RECEIVING

	No	Yds	Avg	Long	TD
Owens, Terrell	100	1,300	13.0	76t	13
Streets, Tai	72	756	10.5	47t	5
Hearst, Garrison	48	317	6.6	16	1
Johnson, Eric	36	321	8.9	38	0
Stokes, J.J.	32	332	10.4	51	1
Beasley, Fred	22	152	6.9	25t	1
Wilson, Cedrick	15	166	11.1	22	1
Barlow, Kevan	14	136	9.7	29	1
Swift, Justin	10	63	6.3	11	0
Smith, Paul	5	33	6.6	11	0
49ERS	354	3,576	10.1	76t	23
OPPONENTS	340	3,701	10.9	58	23

INTERCEPTIONS

	No	Yds	Avg	Long	TD
Parrish, Tony	7	204	29.1	60	0
Heard, Ronnie	4	60	15.0	30	0
Bronson, Zack	3	28	9.3	20	0
Webster, Jason	1	37	37.0	37t	1
Hawthorne, Duane LG	1	15	15.0	15	0
Peterson, Julian	1	2	2.0	2	0
Holman, Rashad	1	1	1.0	1	0
Plummer, Ahmed	1	0	0.0	0	0
Stewart, Quincy	1	0	0.0	0	0
49ERS	19	332	17.5	60	1
OPPONENTS	10	54	5.4	36	0

KICKOFF RETURNS

	No	Yds	Avg	Long	TD
Williams, Jimmy	35	765	21.9	50	0
Robertson, Jamal	11	242	22.0	42	0
Wilson, Cedrick	10	195	19.5	37	0
Smith, Paul	7	107	15.3	28	0
Jackson, Eric	4	67	16.8	23	0
Kosier, Kyle	1	10	10.0	10	0
49ERS	68	1,386	20.4	50	0
OPPONENTS	73	1,665	22.8	84t	1

PUNT RETURNS

	No	FC	Yds	Avg	LG	TD
Williams, Jimmy	20	8	336	16.8	89t	1
Wilson, Cedrick	8	4	59	7.4	13	0
49ERS	28	12	395	14.1	89t	1
OPPONENTS	37	13	359	9.7	76t	2

PUNTING

	No	Yds	Avg	TB	I-20	LG	Bik
Baker, Jason TM	42	1,688	40.2	3	12	51	0
LaFleur, Bill	22	805	36.6	1	5	60	1
49ERS	64	2,493	38.4	4	17	60	1
OPPONENTS	65	2,699	41.5	5	17	64	0

PASSING

	Att	Comp	Pct	Yds	LG	TD	Int	QB
Garcia, Jeff	528	328	62.1	3,344	76t	21	10	85.6
Rattay, Tim	43	26	60.5	232	27t	2	0	90.5
49ERS	571	354	62.0	3,576	76t	23	10	86.0
OPPONENTS	552	340	61.6	3,701	58	23	19	80.9

2003 (7-9)

Dennis Erickson, Coach

W	49	Chicago (67,554), S-7	7
L	24	at St. Louis (65,990), S-14	(OT) 27
L	12	Cleveland (67,412), S-21	13
L	7	at Minnesota (64,111), S-28	35
W	24	Detroit (67,365), O-5	17
L	19	at Seattle (66,437), SUN /O-12	20
W	24	Tampa Bay (67,809), O-19	7
L	13	at Arizona (40,824), O-26	(OT) 16
W	30	St. Louis (67,812), N-2	10
-	-	BYE, N-9	-
W	30	Pittsburgh (67,877), MON /N-17	14
L	10	at Green Bay (70,250), N-23	20
L	6	at Baltimore (69,549), N-30	44
W	50	Arizona (66,975), D-7	14
L	38	at Cincinnati (64,666), D-14	41
W	31	at Philadelphia (67,866), D-21	(OT) 28
L	17	Seattle (67,840), D-27	24
384			337

TEAM STATISTICS		49ers	Opp
TOTAL FIRST DOWNS		313	292
By Rushing		118	99
By Passing		172	165
By Penalties		23	28
TOTAL YARDS GAINED		5,687	4,928
By Rushing		2,279	1,690
By Passing		3,408	3,238
TOTAL PLAYS FROM SCRIMMAGE		1,038	976
Rushes		499	420
Average Gain Per Rush		5.5	5.0
NET YARDS PASSING		3,408	3,238
Passes Attempted		511	514
Passes Completed		299	310
Percent Completed		58.5	60.3
Had Intercepted		15	23
Times Sacked		28	32
Lost Attempting to Pass		158	195
PUNTS		69	76
Total Yardage of Punts		2,629	2,975
Average Length		38.1	39.1
KICKOFF RETURNS		64	77
Total Yards Returned		1,327	1,641
Average Length of Return		20.7	21.3
PENALTIES		104	78
Yards Penalized		807	720
FUMBLES		24	23
Own Fumbles Recovered		14	9
Opponents' Fumbles Recovered		14	10
FIELD GOALS		26	17
Field Goals Attempted		37	26
TOTAL POINTS SCORED		384	337
Touchdowns Scored		44	41
Touchdowns Rushing		16	13
Touchdowns Passing		25	25
Touchdown Returns		3	3
Extra Points		38	40
Safeties		1	0
AVG. TIME OF POSSESSION		30:54	29:06

SCORING	TDs	Ru	Pa	Int	Fu	KO	Pu	PAT	FG	S	Pts
Peterson, Todd	0	0	0	0	0	0	0	22/23	12/15	0	58
Owens, Terrell	9	0	9	0	0	0	0	0/0	0/0	0	54
Barlow, Kevan	7	6	1	0	0	0	0	0/0	0/0	0	42
Garcia, Jeff	7	7	0	0	0	0	0	0/0	0/0	0	42
Streets, Tai	7	0	7	0	0	0	0	0/0	0/0	0	42
Pochman, Owen	0	0	0	0	0	0	0	9/10	8/15	0	33
Chandler, Jeff	0	0	0	0	0	0	0	7/8	6/7	0	25
Hearst, Garrison	4	3	1	0	0	0	0	0/0	0/0	0	24
Wilson, Cedrick	3	0	2	0	0	1	0	0/0	0/0	0	18
Lloyd, Brandon	2	0	2	0	0	0	0	0/0	0/0	0	14
Beasley, Fred	1	0	1	0	0	0	0	0/0	0/0	0	6
Harris, Kwame	1	0	0	1	0	0	0	0/0	0/0	0	6
Plummer, Ahmed	1	0	0	1	0	0	0	0/0	0/0	0	6

Rookie Names in Italics

(continued)

SCORING	TDs	Ru	Pa	Int	Fu	KO	Pu	PAT	FG	S	Pts
Walker, Aaron	1	0	1	0	0	0	0	0/0	0/0	0	6
Weaver, Jed	1	0	1	0	0	0	0	0/0	0/0	0	6
Ulbrich, Jeff	0	0	0	0	0	0	0	0/0	0/0	1	2
49ERS	44	16	25	2	0	1	0	38/41	26/37	1	384
OPPONENTS	41	13	25	3	0	0	0	40/40	17/26	0	337

2-pt conversions: B. Lloyd Team: 1-3, Opponents: 0-1

RUSHING	Att	Yds	Avg	LG	TD
Barlow, Kevan	201	1,024	5.1	78t	6
Hearst, Garrison	178	768	4.3	36	3
Garcia, Jeff	56	319	5.7	21t	7
Robertson, Jamal	32	136	4.3	23	0
Beasley, Fred	17	24	1.4	5	0
Battle, Arnaz	2	14	7.0	9	0
LaFleur, Bill	1	0	0.0	0	0
Rattay, Tim	8	0	0.0	6	0
Owens, Terrell	3	-2	-.7	3	0
Wilson, Cedrick	1	-4	-4.0	-4	0
49ERS	499	2,279	4.6	78t	16
OPPONENTS	420	1,690	4.0	49t	13

RECEIVING	No	Yds	Avg	Long	TD
Owens, Terrell	80	1,102	13.8	75t	9
Streets, Tai	47	595	12.7	41t	7
Weaver, Jed	35	437	12.5	30	1
Wilson, Cedrick	35	396	11.3	29	2
Barlow, Kevan	35	307	8.8	48	1
Hearst, Garrison	25	211	8.4	26	1
Beasley, Fred	19	184	9.7	32	1
Lloyd, Brandon	14	212	15.1	44	2
Walker, Aaron	8	116	14.5	26	1
Garcia, Jeff	1	6	6.0	6	0
49ERS	299	3,566	11.9	75t	25
OPPONENTS	310	3,544	11.4	75t	25

INTERCEPTIONS	No	Yds	Avg	Long	TD
Parrish, Tony	9	202	22.4	49	0
Plummer, Ahmed	4	85	21.3	68t	1
Rumph, Mike	3	19	6.3	12	0
Peterson, Julian	2	31	15.5	31	0
Bronson, Zack	1	22	22.0	22	0
Webster, Jason	1	17	17.0	17	0
Ulbrich, Jeff	1	7	7.0	7	0
Williams, Jimmy	1	6	6.0	6	0
Heard, Ronnie	1	0	0.0	0	0
49ERS	23	389	16.9	68t	1
OPPONENTS	15	291	19.4	65	1

KICKOFF RETURNS	No	Yds	Avg	Long	TD
Wilson, Cedrick	37	836	22.6	95t	1
Williams, Jimmy	11	207	18.8	41	0
Bruce, Arland	6	125	20.8	29	0
Battle, Arnaz	5	88	17.6	21	0
Lloyd, Brandon	2	32	16.0	21	0
Moran, Sean	2	35	17.5	19	0
Gutierrez, Brock	1	4	4.0	4	0
49ERS	64	1,327	20.7	95t	1
OPPONENTS	77	1,641	21.3	75	0

PUNT RETURNS	No	FC	Yds	Avg	LG	TD
Williams, Jimmy	35	10	240	6.9	20	0
Bruce, Arland	4	2	24	6.0	18	0
Wilson, Cedrick	1	3	12	12.0	12	0
49ERS	40	15	276	6.9	20	0
OPPONENTS	28	15	258	9.2	81t	1

PUNTING	No	Yds	Avg	TB	I-20	LG	Blk
LaFleur, Bill	68	2,629	38.7	3	17	56	1
49ERS	68	2,629	38.1	3	17	56	1
OPPONENTS	76	2,975	39.1	3	16	58	1

PASSING	Att	Comp	Pct	Yds	LG	TD	Int	QB
Garcia, Jeff	392	225	57.4	2,704	75t	18	13	80.1
Rattay, Tim	118	73	61.9	856	61t	7	2	96.6
Wilson, Cedrick	1	1	100.0	6	6	0	0	91.7
49ERS	511	299	58.5	3,566	75t	25	15	84.0
OPPONENTS	514	310	60.3	3,544	75t	25	23	78.6

2004 (2-14)

Dennis Erickson, Coach

L	19	Atlanta (65,584), S-12	21
L	27	at New Orleans (64,900), S-19	30
L	0	at Seattle (66,709), S-26	34
L	14	St. Louis (66,696), SUN 0-3	24
W	31	Arizona (62,836), 0-10	(OT) 28
L	14	at New York Jets (78,189), 0-17	22
-	-	BYE, 0-24	-
L	13	at Chicago (62,054), SUN 0-31	23
L	27	Seattle (64,423), N-7	42
L	27	Carolina (63,618), N-14	37
L	3	at Tampa Bay (65,234), N-21	35
L	17	Miami (66,156), N-28	24
L	6	at St. Louis (65,793), D-5	16
W	31	at Arizona (35,069), D-12	(OT) 28
L	16	Washington (65,710), SAT D-19	26
L	7	Buffalo (63,248), D-26	41
L	7	at New England (68,756), J-2	21
259			452

TEAM STATISTICS		49ers	Opp
TOTAL FIRST DOWNS		280	322
By Rushing		83	121
By Passing		172	179
By Penalties		25	22
TOTAL YARDS GAINED		4,585	5,481
By Rushing		1,449	1,995
By Passing		3,136	3,486
TOTAL PLAYS FROM SCRIMMAGE		1,026	1,014
Rushes		413	495
Average Gain Per Rush		4.5	5.4
NET YARDS PASSING		3,136	3,486
Passes Attempted		561	490
Passes Completed		325	308
Percent Completed		57.9	62.9
Had Intercepted		21	9
Times Sacked		52	29
Lost Attempting to Pass		319	194
PUNTS		96	80
Total Yardage of Punts		3,990	3,268
Average Length		41.6	40.9
KICKOFF RETURNS		84	56
Total Yards Returned		1,716	1,119
Average Length of Return		20.4	20.0
PENALTIES		103	107
Yards Penalized		859	867
FUMBLES		33	24
Own Fumbles Recovered		14	12
Opponents' Fumbles Recovered		12	19
FIELD GOALS		18	25
Field Goals Attempted		22	29
TOTAL POINTS SCORED		259	452
Touchdowns Scored		30	54
Touchdowns Rushing		10	22
Touchdowns Passing		17	27
Touchdown Returns		3	5
Extra Points		23	51
Safeties		1	0
AVG. TIME OF POSSESSION		29:00	31:00

SCORING	TDs	Ru	Pa	Int	Fu	KO	Pu	PAT	FG	S	Pts
Peterson, Todd	0	0	0	0	0	0	0	23/23	18/22	0	77
Barlow, Kevan	7	7	0	0	0	0	0	0/0	0/0	0	42
Lloyd, Brandon	6	0	6	0	0	0	0	0/0	0/0	0	38
Conway, Curtis	3	0	3	0	0	0	0	0/0	0/0	0	20
Wilson, Cedrick	3	0	3	0	0	0	0	0/0	0/0	0	18
Hicks, Maurice	2	2	0	0	0	0	0	0/0	0/0	0	12
Johnson, Eric	2	0	2	0	0	0	0	0/0	0/0	0	12
Battle, Arnaz	1	0	0	0	0	1	0	0/0	0/0	0	6
Bush, Steve LG	1	0	1	0	0	0	0	0/0	0/0	0	6
Carpenter, Dwaine	1	0	0	0	0	1	0	0/0	0/0	0	6
Robertson, Jamal TM	1	1	0	0	0	0	0	0/0	0/0	0	6
Smith, Derek	1	0	0	0	0	1	0	0/0	0/0	0	6
Woods, Rashaun	1	0	1	0	0	0	0	0/0	0/0	0	6
Rattay, Tim	0	0	0	0	0	0	0	0/0	0/0	0	2
49ERS	30	10	17	0	0	3	0	23/23	18/22	1	259
OPPONENTS	54	22	27	0	0	5	0	51/51	25/29	0	452

2-pt conversions: C. Conway, B. Lloyd, T. Rattay

Team: 3-6, Opponents: 1-3

Rookie Names in Italics

RUSHING	No	Yds	Avg	Long	TD
Barlow, Kevan	244	822	3.4	60	7
Hicks, Maurice	96	362	3.8	35	2
Jackson, Terry	26	101	3.9	13	0
Robertson, Jamal TM	16	71	4.4	16	1
Rattay, Tim	12	55	4.6	15	0
Beasley, Fred	9	15	1.7	4	0
Dorsey, Ken	5	7	1.4	3	0
Wilson, Cedrick	1	6	6.0	6	0
Battle, Arnaz	2	5	2.5	7	0
<i>Pickett, Cody</i>	1	5	5.0	5	0
Isom, Jasen	1	0	0.0	0	0
49ERS	413	1,449	3.5	60	10
OPPONENTS	495	1,995	4.0	29	22

RECEIVING	No	Yds	Avg	Long	TD
Johnson, Eric	82	825	10.1	25	2
Wilson, Cedrick	47	641	13.6	39	3
Lloyd, Brandon	43	565	13.1	52	6
Conway, Curtis	38	403	10.6	37	3
Barlow, Kevan	35	212	6.1	15	0
Jackson, Terry	21	139	6.6	22	0
Hicks, Maurice	16	154	9.6	19	0
Walker, Aaron	10	115	11.5	30	0
Beasley, Fred	10	44	4.4	9	0
Battle, Arnaz	8	143	17.9	65	0
<i>Woods, Rashaun</i>	7	160	22.9	59	1
Robertson, Jamal TM	4	34	8.5	14	0
Bush, Steve LG	2	10	5.0	6	1
Bush, Steve TM	2	10	5.0	6	1
Ware, Kevin	1	9	9.0	9	0
Isom, Jasen	1	1	1.0	1	0
49ERS	325	3,455	10.6	65	16
OPPONENTS	308	3,680	11.9	60	27

INTERCEPTIONS	No	Yds	Avg	Long	TD
Parrish, Tony	4	64	16.0	26	0
Carpenter, Dwaine	1	31	31.0	31	0
Ulbrich, Jeff	1	19	19.0	19	0
Heard, Ronnie	1	14	14.0	14	0
Winborn, Jamie	1	1	1.0	1	0
<i>Adams, Mike</i>	1	0	0.0	0	0
49ERS	9	129	14.3	31	0
OPPONENTS	21	479	22.8	85	4

KICKOFF RETURNS	No	Yds	Avg	Long	TD
Hicks, Maurice	31	623	20.1	35	0
Robertson, Jamal TM	25	560	22.4	37	0
Battle, Arnaz	13	257	19.8	40	0
Wilson, Cedrick	10	196	19.6	36	0
Williams, Jimmy	3	58	19.3	23	0
Jackson, Terry	2	22	11.0	14	0
49ERS	84	1,716	20.4	40	0
OPPONENTS	56	1,119	20.0	73	0

PUNT RETURNS	Ret	FC	Yds	Avg	Long	TD
Battle, Arnaz	31	20	266	8.6	71t	1
Wilson, Cedrick	2	1	21	10.5	13	0
Fleck, P.J.	1	0	10	10.0	10	0
Peterson, Julian	1	0	6	6.0	6	0
49ERS	35	21	303	8.7	71t	1
OPPONENTS	51	17	445	8.7	35	0

PUNTING	No	Yds	Avg	Net	TB	I-20	Lg	B
Lee, Andy	96	3,990	41.6	35.3	8	25	81	0
49ERS	96	3,990	41.6	35.3	8	25	81	0
OPPONENTS	79	3,268	40.9	35.8	5	28	61	1

PASSING	Att	Comp	Pct	Yds	LG	TD	Int	QB
Rattay, Tim	325	198	60.9	2,169	65	10	10	78.1
<i>Dorsey, Ken</i>	226	123	54.4	1,231	59	6	9	62.4
<i>Pickett, Cody</i>	10	4	40.0	55	18	0	2	18.8
49ERS	561	325	57.9	3,455	65	16	21	69.9
OPPONENTS	490	308	62.9	3,680	60	27	9	96.5

2005 (4-12)
Mike Nolan, Coach

W	28	St. Louis (67,918), S-11	25
L	3	at Philadelphia (67,727), S-18	42
L	31	Dallas (68,247), S-25	34
L	14	at Arizona in MC (103,467), SUN /O-2	31
L	3	Indianapolis (68,084), O-9	28
-	-	BYE, O-16	-
L	17	at Washington (90,224), O-23	52
W	15	Tampa Bay (63,358), O-30	10
L	6	New York Giants (63,820), N-6	24
L	9	at Chicago (62,153), N-13	17
L	25	Seattle (63,590), N-20	27
L	22	at Tennessee (69,149), N-27	33
L	10	Arizona (60,439), D-4	17
L	3	at Seattle (66,690), D-11	41
L	9	at Jacksonville (64,764), D-18	10
W	24	at St. Louis (65,473), D-24	20
W	20	Houston (67,970), J-1	(OT) 17
239			428

TEAM STATISTICS		49ers	Opp
TOTAL FIRST DOWNS		191	335
By Rushing		70	115
By Passing		96	205
By Penalties		25	15
TOTAL YARDS GAINED		3,587	6,259
By Rushing		1,689	1,832
By Passing		1,898	4,427
TOTAL PLAYS FROM SCRIMMAGE		865	1,090
Rushes		428	486
Average Gain Per Rush		4.1	5.7
NET YARDS PASSING		1,898	4,427
Passes Attempted		389	576
Passes Completed		204	374
Percent Completed		52.4	64.9
Had Intercepted		21	16
Times Sacked		48	28
Lost Attempting to Pass		292	193
PUNTS		108	71
Total Yardage of Punts		4,447	2,846
Average Length		41.2	40.1
KICKOFF RETURNS		81	48
Total Yards Returned		1,540	960
Average Length of Return		19.0	20.0
PENALTIES		106	120
Yards Penalized		780	961
FUMBLES		31	18
Own Fumbles Recovered		17	8
Opponents' Fumbles Recovered		10	14
FIELD GOALS		26	29
Field Goals Attempted		29	36
TOTAL POINTS SCORED		239	428
Touchdowns Scored		23	49
Touchdowns Rushing		9	19
Touchdowns Passing		8	28
Touchdown Returns		6	2
Extra Points		21	43
Field Goals		26	29
Safeties		0	0
AVG. TIME OF POSSESSION		27:18	32:42

SCORING	TDs	Ru	Pa	Int	Fu	KO	Pu	PAT	FG	S	Pts
Nedney, Joe	0	0	0	0	0	0	0	19/19	26/28	0	97
Lloyd, Brandon	5	0	5	0	0	0	0	0/0	0/0	0	30
Barlow, Kevan	3	3	0	0	0	0	0	0/0	0/0	0	18
Battle, Arnaz	3	0	3	0	0	0	0	0/0	0/0	0	18
Gore, Frank	3	3	0	0	0	0	0	0/0	0/0	0	18
Hicks, Maurice	3	3	0	0	0	0	0	0/0	0/0	0	18
Adams, Mike	1	0	0	1	0	0	0	0/0	0/0	0	6
Amey, Fred	1	0	0	0	0	0	1	0/0	0/0	0	6
Johnson, Derrick	1	0	0	0	1	0	0	0/0	0/0	0	6
Parrish, Tony	1	0	0	1	0	0	0	0/0	0/0	0	6
Smith, Derek	1	0	0	0	1	0	0	0/0	0/0	0	6
Spencer, Shawntae	1	0	0	1	0	0	0	0/0	0/0	0	6

Rookie Names in Italics

(continued)

SCORING	TDs	Ru	Pa	Int	Fu	KO	Pu	PAT	FG	S	Pts
Cortez, Jose TM	0	0	0	0	0	0	0	2/2	0/1	0	2
Jackson, Terry	0	0	0	0	0	0	0	0/0	0/0	0	2
49ERS	23	9	8	3	2	0	1	21/21	26/29	0	239
OPPONENTS*	49	19	28	1	0	0	0	43/44	29/36	0	428

2-pt conversions: Jackson, Team: 1-2, Opponents: 2-5

*ret blkd FGA

RUSHING	No	Yds	Avg	Long	TD
Gore, Frank	127	608	4.8	72t	3
Barlow, Kevan	176	581	3.3	29	3
Hicks, Maurice	59	308	5.2	73t	3
Smith, Alex	30	103	3.4	19	0
Pickett, Cody	13	42	3.2	12	0
Rattay, Tim TM	7	18	2.6	13	0
Battle, Arnaz	8	11	1.4	9	0
Dorsey, Ken	4	11	2.8	6	0
Jackson, Terry	2	11	5.5	11	0
Hetherington, Chris	1	3	3.0	3	0
Marshall, Rasheed	1	-7	-7.0	-7	0
49ERS	428	1,689	3.9	73t	9
OPPONENTS	486	1,832	3.8	40	19

RECEIVING	No	Yds	Avg	Long	TD
Lloyd, Brandon	48	733	15.3	89t	5
Battle, Arnaz	32	363	11.3	39	3
Barlow, Kevan	31	241	7.8	24	0
Morton, Johnnie	21	288	13.7	30	0
Gore, Frank	15	131	8.7	47	0
Hicks, Maurice	12	47	3.9	11	0
Jackson, Terry	10	67	6.7	12	0
Jones, Terry LG	9	76	8.4	21	0
Jones, Terry TM	9	76	8.4	21	0
McAddley, Jason	7	125	17.9	38	0
Bajema, Billy	5	54	10.8	24	0
Hetherington, Chris	5	26	5.2	11	0
Bush, Steve	3	21	7.0	10	0
Smith, Trent	3	7	2.3	6	0
Beasley, Fred	2	12	6.0	6	0
Marshall, Rasheed	1	-1	-1.0	-1	0
49ERS	204	2,190	10.7	89t	8
OPPONENTS	374	4,620	12.4	78t	28

INTERCEPTIONS	No	Yds	Avg	Long	TD
Spencer, Shawntae	4	85	21.3	61t	1
Adams, Mike	4	36	9.0	40t	1
Parrish, Tony	2	34	17.0	34t	1
Thornton, Bruce	2	0	0.0	0	0
Emanuel, Ben	1	38	38.0	35	0
Smith, Derek	1	13	13.0	13	0
Moore, Brandon	1	12	12.0	12	0
Lewis, Keith	1	2	2.0	2	0
49ERS	16	220	13.8	61t	3
OPPONENTS	21	265	12.6	34	1

KICKOFF RETURNS	No	Yds	Avg	Long	TD
Hicks, Maurice	34	689	20.3	40	0
Marshall, Rasheed	26	488	18.8	29	0
Amey, Fred	14	241	17.2	25	0
McAddley, Jason	7	122	17.4	22	0
49ERS	81	1,540	19.0	40	0
OPPONENTS	48	960	20.0	35	0

PUNT RETURNS	Ret	FC	Yds	Avg	Long	TD
Marshall, Rasheed	17	10	87	5.1	13	0
Amey, Fred	11	2	125	11.4	75t	1
49ERS	28	12	212	7.6	75t	1
OPPONENTS	62	20	471	7.6	25	0

PUNTING	No	Yds	Avg	Net	TB	I-20	Lg	B
Lee, Andy	107	4,447	41.6	36.3	3	15	58	1
49ERS	107	4,447	41.6	36.3	3	15	58	1
OPPONENTS	71	2,846	40.1	33.7	12	22	56	1

PASSING	Att	Comp	Pct	Yds	LG	TD	Int	QB
Smith, Alex	165	84	50.9	875	47	1	11	40.8
Rattay, Tim TM	97	56	57.7	667	89t	5	6	70.3
Dorsey, Ken	90	48	53.3	481	44	2	2	66.9
Pickett, Cody	35	14	40.0	140	28	0	2	28.3
Battle, Arnaz	2	2	100.0	27	24	0	0	118.8
49ERS	389	204	52.4	2,190	21	8	89t	53.6
OPPONENTS	576	374	64.9	4,620	16	28	78t	94.2

2006 (7-9)

Mike Nolan, Coach

L	27	at Arizona (63,407), S-10	34
W	20	St. Louis (67,791), S-17	13
L	24	Philadelphia (68,166), S-24	38
L	0	at Kansas City (77,609), O-1	41
W	34	Oakland (68,368), O-8	20
L	19	San Diego (68,137), O-15	48
-	-	BYE, O-22	-
L	10	at Chicago (62,200), O-29	41
W	9	Minnesota (68,088), N-5	3
W	19	at Detroit (60,707), N-12	13
W	20	Seattle (68,367), N-19	14
L	17	at St. Louis (65,517), N-26	20
L	10	at New Orleans (68,241), D-3	34
L	19	Green Bay (68,539), D-10	30
W	24	at Seattle (67,650), THU/D-14	14
L	20	Arizona (67,751), D-24	26
W	26	at Denver (75,555), D-31	(OT) 23
298			412

TEAM STATISTICS

	49ers	Opp
TOTAL FIRST DOWNS	243	326
By Rushing	97	107
By Passing	132	189
By Penalties	14	30
TOTAL YARDS GAINED	4,860	5,507
By Rushing	2,172	1,936
By Passing	2,688	3,571
TOTAL PLAYS FROM SCRIMMAGE	918	1,025
Rushes	439	473
Average Gain Per Rush	5.3	5.4
NET YARDS PASSING	2,688	3,571
Passes Attempted	444	518
Passes Completed	257	331
Percent Completed	57.9	63.9
Had Intercepted	16	14
Times Sacked	35	34
Lost Attempting to Pass	202	246
PUNTS	81	66
Total Yardage of Punts	3,625	2,794
Average Length	44.8	42.3
KICKOFF RETURNS	79	65
Total Yards Returned	1,907	1,373
Average Length of Return	24.1	21.1
PENALTIES	93	87
Yards Penalized	818	703
FUMBLES	24	23
Own Fumbles Recovered	8	10
Opponents' Fumbles Recovered	13	16
FIELD GOALS	29	30
Field Goals Attempted	35	32
TOTAL POINTS SCORED	298	412
Touchdowns Scored	30	46
Touchdowns Rushing	12	18
Touchdowns Passing	16	25
Touchdown Returns	2	3
Extra Points	29	46
Field Goals	29	30
Safeties	1	0
AVG. TIME OF POSSESSION	28:37	31:23

SCORING

	TDs	Ru	Pa	Int	Fu	KO	Pu	PAT	FG	S	Pts
Nedney, Joe	0	0	0	0	0	0	0	29/29	29/35	0	116
Gore, Frank	9	8	1	0	0	0	0	0/0	0/0	0	54
Battle, Arnaz	3	0	3	0	0	0	0	0/0	0/0	0	18
Bryant, Antonio	3	0	3	0	0	0	0	0/0	0/0	0	18
Davis, Vernon	3	0	3	0	0	0	0	0/0	0/0	0	18
Johnson, Eric	2	0	2	0	0	0	0	0/0	0/0	0	12
Norris, Moran	2	0	2	0	0	0	0	0/0	0/0	0	12
Robinson, Michael	2	2	0	0	0	0	0	0/0	0/0	0	12
Smith, Alex	2	2	0	0	0	0	0	0/0	0/0	0	12
Gilmore, Bryan	1	0	1	0	0	0	0	0/0	0/0	0	6

(continued)

SCORING

	TDs	Ru	Pa	Int	Fu	KO	Pu	PAT	FG	S	Pts
Harris, Walt	1	0	0	1	0	0	0	0/0	0/0	0	6
Hicks, Maurice	1	0	1	0	0	0	0	0/0	0/0	0	6
Oliver, Melvin	1	0	0	0	1	0	0	0/0	0/0	0	6
49ERS	30	12	16	1	1	0	0	29/29	29/35	1	298
OPPONENTS	46	18	25	1	1	0	1	46/46	30/32	0	412

2-pt conversions: Team: 0-1, Opponents: 0-0

RUSHING

	No	Yds	Avg	Long	TD
Gore, Frank	312	1,695	5.4	72	8
Smith, Alex	44	147	3.3	22	2
Robinson, Michael	38	116	3.1	33	2
Gilmore, Bryan	7	94	13.4	22	0
Hicks, Maurice	29	82	2.8	9	0
Battle, Arnaz	5	25	5.0	18	0
Norris, Moran	2	8	4.0	4	0
Davis, Vernon	2	5	2.5	9	0
49ERS	439	2,172	4.9	72	12
OPPONENTS	473	1,936	4.1	71t	18

RECEIVING

	No	Yds	Avg	Long	TD
Gore, Frank	61	485	8.0	39	1
Battle, Arnaz	59	686	11.6	56	3
Bryant, Antonio	40	733	18.3	72t	3
Johnson, Eric	34	292	8.6	26	2
Davis, Vernon	20	265	13.3	52t	3
Hicks, Maurice	13	137	10.5	33t	1
Robinson, Michael	9	47	5.2	12	0
Gilmore, Bryan	8	150	18.8	75	1
Norris, Moran	5	36	7.2	32t	2
Jacobs, Taylor	4	29	7.3	10	0
Walker, Delanie	2	30	15.0	29	0
Hetherington, Chris	2	0	0.0	0	0
49ERS	257	2,890	11.2	75	16
OPPONENTS	331	3,817	11.5	74	25

INTERCEPTIONS

	No	Yds	Avg	Long	TD
Harris, Walt	8	84	10.5	42	1
Lewis, Keith	2	24	12.0	24	0
Williams, Chad	1	43	43.0	43	0
Roman, Mark	1	27	27.0	27	0
Lawson, Manny	1	0	0.0	0	0
Spencer, Shawntae	1	0	0.0	0	0
49ERS	14	178	12.7	43	1
OPPONENTS	16	213	13.3	70t	1

KICKOFF RETURNS

	No	Yds	Avg	Long	TD
Hicks, Maurice	57	1,428	25.1	64	0
Williams, Brandon	16	380	23.8	44	0
Robinson, Michael	4	73	18.3	19	0
Norris, Moran	1	1	1.0	1	0
Walker, Delanie	1	25	25.0	25	0
49ERS	79	1,907	24.1	64	0
OPPONENTS	65	1,373	21.1	47	0

PUNT RETURNS

	Ret	FC	Yds	Avg	Long	TD
Williams, Brandon	22	12	147	6.7	25	0
Battle, Arnaz	6	7	90	15.0	60	0
49ERS	28	19	237	8.5	60	0
OPPONENTS	35	19	462	13.2	60t	1

PUNTING

	No	Yds	Avg	Net	TB	I-20	Lg	B
Lee, Andy	81	3,625	44.8	36.8	9	22	66	0
49ERS	81	3,625	44.8	36.8	9	22	66	0
OPPONENTS	66	2,794	42.3	36.6	7	23	65	1

PASSING

	Att	Comp	Pct	Yds	LG	TD	Int	QB
Smith, Alex	442	257	58.1	2,890	75	16	16	74.8
Battle, Arnaz	1	0	0.0	0	0	0	0	39.6
Robinson, Michael	1	0	0.0	0	0	0	0	39.6
49ERS	444	257	57.9	2,890	75	16	16	74.4
OPPONENTS	518	331	63.9	3,817	74	25	14	90.9

Rookie Names in Italics

2007 (5-11)

Mike Nolan, Coach

W	20	Arizona (68,111), MON/S –10	17
W	17	at St. Louis (65,295), S –16	16
L	16	at Pittsburgh (64,313), S –23	37
L	3	Seattle (67,651), S –30	23
L	7	Baltimore (67,885), O –7	9
–	–	BYE , O –14	–
L	15	at New York Giants (78,912), O –21	33
L	10	New Orleans (68,244), O –28	31
L	16	at Atlanta (66,049), N –4	20
L	0	at Seattle (68,331), MON/N –12	24
L	9	St. Louis (68,039), N –18	13
W	37	at Arizona (64,483), N –25 (OT)	31
L	14	at Carolina (73,191), D –2	31
L	7	Minnesota (68,050), D –9	27
W	20	Cincinnati (68,053), SAT/D –15	13
W	21	Tampa Bay (68,193), SUN/D –23	19
L	7	at Cleveland (73,041), D –30	20
219			364

TEAM STATISTICS										49ers			Opp		
TOTAL FIRST DOWNS										218			308		
By Rushing										65			94		
By Passing										140			187		
By Penalties										13			27		
TOTAL YARDS GAINED										3,797			5,539		
By Rushing										1,477			1,896		
By Passing										2,320			3,643		
TOTAL PLAYS FROM SCRIMMAGE										925			1,078		
Rushes										357			504		
Average Gain Per Rush										4.1			3.8		
NET YARDS PASSING										2,320			3,643		
Passes Attempted										513			543		
Passes Completed										274			345		
Percent Completed										53.4			63.5		
Had Intercepted										17			12		
Times Sacked										55			31		
Lost Attempting to Pass										365			183		
PUNTS										105			89		
Total Yardage of Punts										4,968			3,644		
Average Length										47.3			40.9		
KICKOFF RETURNS										73			45		
Total Yards Returned										1,702			982		
Average Length of Return										23.3			21.8		
PENALTIES										97			89		
Yards Penalized										702			661		
FUMBLES										36			17		
Own Fumbles Recovered										19			7		
Opponents' Fumbles Recovered										10			17		
FIELD GOALS										17			31		
Field Goals Attempted										19			35		
TOTAL POINTS SCORED										219			364		
Touchdowns Scored										24			39		
Touchdowns Rushing										8			9		
Touchdowns Passing										15			24		
Touchdown Returns										1			6		
Extra Points										22			37		
Field Goals										17			31		
Safeties										1			0		
AVG. TIME OF POSSESSION										26:51			33:09		
SCORING		TDs	Ru	Pa	Int	Fu	KO	Pu	PAT	FG	S	Pts			
Nedney, Joe		0	0	0	0	0	0	0	22/22	17/19	0	73			
Battle, Arnaz		6	1	5	0	0	0	0	0/0	0/0	0	36			
Gore, Frank		6	5	1	0	0	0	0	0/0	0/0	0	36			
Davis, Vernon		4	0	4	0	0	0	0	0/0	0/0	0	24			
Jackson, Darrell		3	0	3	0	0	0	0	0/0	0/0	0	18			
Banta-Cain, Tully		1	0	0	0	1	0	0	0/0	0/0	0	6			
Hicks, Maurice		1	1	0	0	0	0	0	0/0	0/0	0	6			
Hill, Shaun		1	1	0	0	0	0	0	0/0	0/0	0	6			
Jacobs, Taylor		1	0	1	0	0	0	0	0/0	0/0	0	6			
Team		0	0	0	0	0	0	0	0/0	0/0	0	2			
49ERS		24	8	15	0	1	0	0	22/22	17/19	1	219			
OPPONENTS		39	9	24	3	1	1	1	37/38	31/35	0	364			

2-pt conversions: Team: 0–1, Opponents: 0–1

Rookie Names in Italics

RUSHING	No	Yds	Avg	Long	TD			
Gore, Frank	260	1,102	4.2	43t	5			
Robinson, Michael	26	121	4.7	28	0			
Hicks, Maurice	21	117	5.6	18	1			
Smith, Alex	13	89	6.8	25	0			
Dilfer, Trent	10	25	2.5	11	0			
Norris, Moran	7	17	2.4	6	0			
Hill, Shaun	12	14	1.2	12	1			
Battle, Arnaz	4	4	1.0	8	1			
Keasey, Zak	2	4	2.0	3	0			
Gilmore, Bryan	1	−8	−8.0	−8	0			
Jacobs, Taylor TM	1	−8	−8.0	−8	0			
49ERS	357	1,477	4.1	43t	8			
OPPONENTS	504	1,896	3.8	84t	9			
RECEIVING	No	Yds	Avg	Long	TD			
Gore, Frank	53	436	8.2	23t	1			
Davis, Vernon	52	509	9.8	31	4			
Battle, Arnaz	50	600	12.0	57t	5			
Jackson, Darrell	46	497	10.8	34	3			
Walker, Delanie	21	174	8.3	26	1			
Hicks, Maurice	14	86	6.1	11	0			
Robinson, Michael	11	73	6.6	20	0			
Lelie, Ashley	10	115	11.5	47	0			
Gilmore, Bryan	7	111	15.9	42	0			
Norris, Moran	6	38	6.3	13	0			
Jacobs, Taylor TM	3	40	13.3	21t	1			
Hill, Jason	1	6	6.0	6	0			
49ERS	274	2,685	9.8	57t	15			
OPPONENTS	345	3,826	11.1	65	24			
INTERCEPTIONS	No	Yds	Avg	Long	TD			
Clements, Nate	4	74	18.5	62	0			
Harris, Walt	4	42	10.5	23	0			
Lewis, Michael M.	2	18	9.0	18	0			
Smith, Derek	1	4	4.0	4	0			
Spencer, Shawntae	1	0	0.0	0	0			
49ERS	12	138	11.5	62	0			
OPPONENTS	17	298	17.5	73t	3			
KICKOFF RETURNS	No	Yds	Avg	Long	TD			
Hicks, Maurice	63	1,502	23.8	55	0			
Lewis, Michael L.	5	86	17.2	24	0			
Walker, Delanie	3	63	21.0	30	0			
Robinson, Michael	2	51	25.5	30	0			
49ERS	73	1,702	23.3	55	0			
OPPONENTS	45	982	21.8	98t	1			
PUNT RETURNS	Ret	FC	Yds	Avg	Long	TD		
Lewis, Michael L.	44	4	336	7.6	51	0		
Clements, Nate	7	0	115	16.4	41	0		
Williams, Brandon TM	5	5	32	6.4	12	0		
49ERS	56	9	483	8.6	51	0		
OPPONENTS	53	16	402	7.6	76t	1		
PUNTING	No	Yds	Avg	Net	TB	I-20	Lg	B
Lee, Andy	105	4,968	47.3	41.0	13	42	74	0
49ERS	105	4,968	47.3	41.0	13	42	74	0
OPPONENTS	89	3,644	40.9	33.9	7	26	63	1
PASSING	Att	Comp	Pct	Yds	LG	TD	Int	QB
Dilfer, Trent	219	113	51.6	1,166	57t	7	12	55.1
Smith, Alex	193	94	48.7	914	45	2	4	57.2
Hill, Shaun	79	54	68.4	501	26	5	1	101.3
Weinke, Chris	22	13	59.1	104	21	1	0	86.2
49ERS	513	274	53.4	2,685	57t	15	17	64.3
OPPONENTS	543	345	63.5	3,826	65	24	12	89.9

2008 (7-9)

*Coach**

L	13	Arizona (67,186), S-7	23
W	33	at Seattle (67,951), S-14	(OT) 30
W	31	Detroit (67,249), S-21	13
L	17	at New Orleans (70,008), S-28	31
L	21	New England (67,650), O-5	30
L	26	Philadelphia (67,640), O-12	40
L	17	at New York Giants (78,676), O-19	29
L	13	Seattle (67,504), O-26	34
-	-	BYE, N-2	-
L	24	at Arizona (64,519), MON /N-10	29
W	35	St. Louis (67,573), N-16	16
L	22	at Dallas (63,272), N-23	35
W	10	at Buffalo (70,988), N-30	3
W	24	New York Jets (67,782), D-7	14
L	9	at Miami (65,893), D-14	14
W	17	at St. Louis (54,948), D-21	16
W	27	Washington (67,519), D-28	24

339 **381**

* Mike Nolan was fired after 7 games and Mike Singletary was appointed his successor.

TEAM STATISTICS		49ers	Opp
TOTAL FIRST DOWNS		287	293
Rushing		83	104
Passing		176	170
Penalty		28	19
TOTAL YARDS GAINED		4,978	5,216
By Rushing		1,599	1,709
By Passing		3,379	3,507
TOTAL PLAYS FROM SCRIMMAGE		961	1,027
Rushes		397	452
Average Gain Per Rush		4.0	3.8
NET YARDS PASSING		3,379	3,507
Passes Attempted		509	545
Passes Completed		309	331
Percent Completed		60.7	60.7
Had Intercepted		19	22
Times Sacked		55	30
Lost Attempting to Pass		345	161
PUNTS		67	72
Total Yardage of Punts		3,155	3,054
Average Length		47.1	42.4
KICKOFF RETURNS		76	65
Total Yards Returned		1,767	1,515
Average Length of Return		23.3	23.3
PENALTIES		98	111
Yards Penalized		732	869
FUMBLES		36	16
Own Fumbles Recovered		20	10
Opponents' Fumbles Recovered		6	16
FIELD GOALS		29	35
Field Goals Attempted		33	42
TOTAL POINTS SCORED		339	381
Touchdowns Scored		36	39
Touchdowns Rushing		10	14
Touchdowns Passing		21	22
Touchdown Returns		5	3
Extra Points		34	38
Field Goals		29	35
Safeties		0	2
AVG. TIME OF POSSESSION		29:22	30:38

SCORING	TDs	Ru	Pa	Int	Fu	KO	Pu	PAT	FG	S	Pts
Nedney, Joe	0	0	0	0	0	0	0	34/34	29/33	0	121
Gore, Frank	8	6	2	0	0	0	0	0/0	0/0	0	50
Bruce, Isaac	7	0	7	0	0	0	0	0/0	0/0	0	42
Johnson, Bryant	3	0	3	0	0	0	0	0/0	0/0	0	18
Morgan, Josh	3	0	3	0	0	0	0	0/0	0/0	0	18
Davis, Vernon	2	0	2	0	0	0	0	0/0	0/0	0	12
Foster, DeShaun	2	1	1	0	0	0	0	0/0	0/0	0	12
Hill, Jason	2	0	2	0	0	0	0	0/0	0/0	0	12
Hill, Shaun	2	2	0	0	0	0	0	0/0	0/0	0	12
Rossum, Allen	2	1	0	0	0	1	0	0/0	0/0	0	12
Clements, Nate#	1	0	0	0	1	0	0	0/0	0/0	0	6
Staley, Joe	1	0	0	0	1	0	0	0/0	0/0	0	6
Strickland, Donald*	1	0	0	0	1	0	0	0/0	0/0	0	6

Rookie Names in Italics

(continued)

SCORING	TDs	Ru	Pa	Int	Fu	KO	Pu	PAT	FG	S	Pts
Walker, Delanie	1	0	1	0	0	0	0	0/0	0/0	0	6
Willis, Patrick	1	0	0	1	0	0	0	0/0	0/0	0	6
49ERS	36	10	21	1	1	1	0	34/34	29/33	0	339
OPPONENTS	39	14	22	2	1	0	0	38/38	35/42	2	381

ret blkcd punt, * ret blkcd FG

RUSHING	No	Yds	Avg	Long	TD
Gore, Frank	240	1,036	4.3	41t	6
Foster, DeShaun	76	234	3.1	18	1
O'Sullivan, J.T.	30	145	4.8	18	0
Hill, Shaun	24	115	4.8	24	2
Robinson, Michael	19	50	2.6	10	0
Battle, Arnaz	1	18	18.0	18	0
Davis, Vernon	1	11	11.0	11	0
Hill, Jason	2	5	2.5	9	0
Rossum, Allen	1	1	1.0	1t	1
Bruce, Isaac	1	-3	-3.0	-3	0
Walker, Delanie	2	-13	-6.5	-3	0
49ERS	397	1,599	4.0	41t	10
OPPONENTS	452	1,709	3.8	50	14

RECEIVING	No	Yds	Avg	Long	TD
Bruce, Isaac	61	835	13.7	63	7
Johnson, Bryant	45	546	12.1	42	3
Gore, Frank	43	373	8.7	26	2
Davis, Vernon	31	358	11.5	57	2
Hill, Jason	30	317	10.6	33	2
Battle, Arnaz	24	318	13.3	36	0
Morgan, Josh	20	319	16.0	48t	3
Robinson, Michael	17	202	11.9	36	0
Foster, DeShaun	16	133	8.3	31	1
Walker, Delanie	10	155	15.5	53	1
Zeigler, Dominique	5	97	19.4	31	0
Keasey, Zak	3	25	8.3	12	0
Ryan, Sean	1	8	8.0	8	0
Bajema, Billy	2	34	17.0	29	0
Rossum, Allen	1	4	4.0	4	0
49ERS	309	3,724	12.1	63	21
OPPONENTS	331	3,668	11.1	81	22

INTERCEPTIONS	No	Yds	Avg	Long	TD
Harris, Walt	3	25	8.3	24	0
Spikes, Takeo	3	14	4.7	13	0
Clements, Nate	2	13	6.5	13	0
Brown, Tarell	2	1	0.5	1	0
Willis, Patrick	1	86	86.0	86t	1
Smith, Justin	1	0	0.0	0	0
49ERS	12	139	11.6	86t	1
OPPONENTS	19	358	18.8	75t	2

KICKOFF RETURNS	No	Yds	Avg	Long	TD
Rossum, Allen	47	1,259	26.8	104t	1
Walker, Delanie	13	257	19.8	35	0
Robinson, Michael	6	135	22.5	34	0
Balmer, Kentwan	5	47	9.4	14	0
Bajema, Billy	2	27	13.5	14	0
Ryan, Sean	1	14	14.0	14	0
Battle, Arnaz	1	28	28.0	28	0
Spikes, Takeo	1	0	0.0	0	0
49ERS	76	1,767	23.3	104t	1
OPPONENTS	65	1,515	23.3	63	0

PUNT RETURNS	Ret	FC	Yds	Avg	Long	TD
Rossum, Allen	15	7	223	14.9	45	0
Battle, Arnaz	6	2	29	4.8	19	0
Clements, Nate	6	0	46	7.7	16	0
Zeigler, Dominique	2	3	0	0.0	0	0
49ERS	29	12	298	10.3	45	0
OPPONENTS	39	11	364	9.3	30	0

PUNTING	No	Yds	Avg	Net	TB	I-20	Lg	B
Lee, Andy	66	3,155	47.8	39.0	9	13	82	1
49ERS	66	3,155	47.1	39.0	9	13	82	1
OPPONENTS	72	3,054	42.4	35.8	9	23	70	1

PASSING	Att	Comp	Pct	Yds	LG	TD	Int	QB
Hill, Shaun	288	181	62.8	2,046	48t	13	8	87.5
O'Sullivan, J.T.	220	128	58.2	1,678	63	8	11	73.6
Bruce, Isaac	1	0	0.0	0	0	0	0	0.0
49ERS	509	309	60.7	3,724	63	21	19	81.3
OPPONENTS	545	331	60.7	3,668	81	22	12	85.0

2009 (8-8)

Mike Singletary, Coach

W	20	at Arizona (61,981), S-13	16
W	23	Seattle (69,732), S-20	10
L	24	at Minnesota (63,398), S-27	27
W	35	St. Louis (69,732), O-4	0
L	10	Atlanta (70,820), O-11	45
-	-	BYE, O-18	-
L	21	at Houston (66,229), O-25	24
L	14	at Indianapolis (69,732), N-1	18
L	27	Tennessee (69,732), N-8	34
W	10	Chicago (70,445), THU/N-12	6
L	24	at Green Bay (69,732), N-22	30
W	20	Jacksonville (67,761), N-29	3
L	17	at Seattle (69,732), D-6	20
W	24	Arizona (67,782), MON/D-14	9
L	13	at Philadelphia (69,144), D-20	27
W	20	Detroit (69,732), D-27	6
W	28	at St. Louis (47,965), J-3	6
330			281

TEAM STATISTICS		49ers	Opp
TOTAL FIRST DOWNS		238	278
Rushing		77	77
Passing		137	176
Penalty		24	25
TOTAL YARDS GAINED		4,652	5,222
By Rushing		1,600	1,552
By Passing		3,052	3,670
TOTAL PLAYS FROM SCRIMMAGE		939	1,050
Rushes		371	426
Average Gain Per Rush		4.3	3.6
NET YARDS PASSING		3,052	3,670
Passes Attempted		528	580
Passes Completed		312	352
Percent Completed		59.1	60.7
Had Intercepted		14	18
Times Sacked		40	44
Lost Attempting to Pass		241	293
PUNTS		99	95
Total Yardage of Punts		4,711	4,295
Average Length		47.6	45.2
KICKOFF RETURNS		52	65
Total Yards Returned		1,135	1,415
Average Length of Return		21.8	21.8
PENALTIES		98	114
Yards Penalized		758	969
FUMBLES		24	29
Own Fumbles Recovered		14	14
Opponents' Fumbles Recovered		15	10
FIELD GOALS		19	29
Field Goals Attempted		24	34
TOTAL POINTS SCORED		330	281
Touchdowns Scored		39	28
Touchdowns Rushing		12	12
Touchdowns Passing		23	14
Touchdown Returns		4	2
Extra Points		39	26
Field Goals		19	29
Safeties		0	0
AVG. TIME OF POSSESSION		29:47	30:14
SCORING			
	TDs Ru Pa Int Fu KO Pu PAT FG S Pts		
Nedney, Joe	0 0 0 0 0 0 0 33/33	17/21	0 84
Gore, Frank	13 10 3 0 0 0 0 0/0	0/0	0 78
Davis, Vernon	13 0 13 0 0 0 0 0/0	0/0	0 78
Morgan, Josh	3 0 3 0 0 0 0 0/0	0/0	0 18
Crabtree, Michael	2 0 2 0 0 0 0 0/0	0/0	0 12
Hill, Jason	2 0 2 0 0 0 0 0/0	0/0	0 12
Schmitt, Ricky	0 0 0 0 0 0 0 2/2	2/3	0 8
Coffee, Glen	1 1 0 0 0 0 0 0/0	0/0	0 6
McKillop, Scott	0 0 0 0 1* 0 0 0/0	0/0	0 6
McDonald, Ray	1 0 0 0 1& 0 0 0/0	0/0	0 6
Willis, Patrick	1 0 0 1 0 0 0 0/0	0/0	0 6
Clements, Nate	1 0 0 0 1# 0 0 0/0	0/0	0 6
Norris, Moran	1 1 0 0 0 0 0 0/0	0/0	0 6
Andrus, Shane	0 0 0 0 0 0 0 4/4	0/0	0 4
49ERS	39 12 23 1 3 0 0 39/39	19/24	0 330
OPPONENTS	28 12 14 1 0 1 0 26/27	29/34	0 281

*ret special teams FR, # ret blkcd FG, & ret on FR

Rookie Names in Italics

RUSHING	No	Yds	Avg	Long	TD			
Gore, Frank	229	1,120	4.9	80t	10			
Coffee, Glen	83	226	2.7	17	1			
Hill, Shaun	8	70	8.8	22	0			
Morgan, Josh	5	61	12.2	20	0			
Smith, Alex	24	51	2.1	11	0			
Norris, Moran	14	41	2.9	15	1			
Walker, Delanie	3	34	11.3	16	0			
Spurlock, Micheal	1	3	3.0	3	0			
Robinson, Michael	3	2	0.7	4	0			
Bruce, Isaac	1	-8	-8.0	-8	0			
49ERS	371	1,600	4.3	80t	12			
OPPONENTS	426	1,552	3.6	41	12			
RECEIVING	No	Yds	Avg	Long	TD			
Davis, Vernon	78	965	12.4	73t	13			
Morgan, Josh	52	527	10.1	61	3			
Gore, Frank	52	406	7.8	48	3			
Crabtree, Michael	48	625	13.0	50	2			
Bruce, Isaac	21	264	12.6	50	0			
Walker, Delanie	21	233	11.1	39	0			
Coffee, Glen	11	76	6.9	12	0			
Hill, Jason	9	90	10.0	30	2			
Norris, Moran	7	31	4.4	11	0			
Robinson, Michael	6	24	4.0	8	0			
Battle, Arnaz	5	40	8.0	12	0			
Jones, Brandon	1	18	18.0	18	0			
Smith, Alex	1	-6	-6.0	-6	0			
49ERS	312	3,293	10.6	73t	23			
OPPONENTS	352	3,963	11.3	90t	14			
INTERCEPTIONS	No	Yds	Avg	Long	TD			
Goldson, Dashon	4	39	9.8	34	0			
Bly, Dre'	3	66	22.0	31	0			
Willis, Patrick	3	33	11.0	23t	1			
Brown, Tarell	2	52	26.0	51	0			
Spencer, Shawntae	2	2	1.0	2	0			
Roman, Mark	1	27	27.0	27	0			
Franklin, Aubrayo	1	10	10.0	10	0			
Clements, Nate	1	8	8.0	8	0			
Lewis, Michael	1	0	0.0	0	0			
49ERS	18	237	13.2	51	1			
OPPONENTS	14	168	12.0	43	1			
KICKOFF RETURNS	No	Yds	Avg	Long	TD			
Robinson, Michael	18	414	23.0	40	0			
Morgan, Josh	13	367	28.2	76	0			
Rossum, Allen	7	152	21.7	40	0			
Walker, Delanie	5	85	17.0	25	0			
Battle, Arnaz	3	68	22.7	26	0			
Coffee, Glen	3	42	14.0	16	0			
Balmer, Kentwan	2	7	3.5	4	0			
Norris, Moran	1	0	0.0	0	0			
49ERS	52	1,135	21.8	76	0			
OPPONENTS	65	1,415	21.8	101t	1			
PUNT RETURNS	Ret	FC	Yds	Avg	Long	TD		
Battle, Arnaz	21	10	61	2.9	18	0		
Rossum, Allen	12	1	84	7.0	14	0		
Jones, Brandon	9	1	26	2.9	13	0		
Clements, Nate	4	1	38	9.5	12	0		
Smith, Reggie	3	0	7	2.3	9	0		
49ERS	49	13	216	4.4	18	0		
OPPONENTS	57	14	495	8.7	56	0		
PUNTING	No	Yds	Avg	Net	TB	I-20	Lg	B
Lee, Andy	99	4,711	47.6	41.0	8	30	64	0
49ERS	99	4,711	47.6	41.0	8	30	64	0
OPPONENTS	95	4,295	45.2	41.5	7	31	67	0
PASSING	Att	Comp	Pct	Yds	LG	TD	Int	QB
Smith, Alex	372	225	60.5	2,350	73t	18	12	81.5
Hill, Shaun	155	87	56.1	943	61	5	2	79.6
Spurlock, Micheal	1	0	0.0	0	0	0	0	39.6
49ERS	528	312	59.1	3,293	73t	23	14	80.8
OPPONENTS	580	352	60.7	3,963	90t	14	18	76.2

2010 (6-10)

Mike Singletary/Jim Tomsula, Coach*

L	6	at Seattle (67,044), S-12	31
L	22	New Orleans (69,732), MON /S-20	25
L	10	at Kansas City (68,188), S-26	31
L	14	at Atlanta (66,874), O-3	16
L	24	Philadelphia (69,732), SUN /O-10	27
W	17	Oakland (69,732), O-17	9
L	20	at Carolina (72,741), O-24	23
W	24	Denver in London (83,841), O-31	16
-	-	BYE, N-7	-
W	23	St. Louis (69,732), N-14	(OT) 20
L	0	Tampa Bay (69,732), N-21	21
W	27	at Arizona (62,308), MON /N-29	6
L	16	at Green Bay (70,575), D-5	34
W	40	Seattle (69,732), D-12	21
L	7	at San Diego (67,820), THU /D-16	34
L	17	at St. Louis (52,820), D-26	25
W	38	Arizona (69,732), J-2	7

305 346

* Mike Singletary was fired after 15 games and Jim Tomsula was appointed his successor.

TEAM STATISTICS		49ers	Opp
TOTAL FIRST DOWNS		251	299
Rushing		85	86
Passing		149	188
Penalty		17	25
TOTAL YARDS GAINED		5,013	5,244
By Rushing		1,657	1,547
By Passing		3,356	3,697
TOTAL PLAYS FROM SCRIMMAGE		945	1,033
Rushes		401	447
Average Gain Per Rush		4.1	3.5
NET YARDS PASSING		3,356	3,697
Passes Attempted		500	550
Passes Completed		282	358
Percent Completed		56.4	65.1
Had Intercepted		15	15
Times Sacked		44	36
Lost Attempting to Pass		257	244
PUNTS		91	84
Total Yardage of Punts		4,203	3,571
Average Length		46.2	42.5
KICKOFF RETURNS		61	67
Total Yards Returned		1,187	1,485
Average Length of Return		19.5	22.2
PENALTIES		112	97
Yards Penalized		933	839
FUMBLES		22	18
Own Fumbles Recovered		14	11
Opponents' Fumbles Recovered		7	8
FIELD GOALS		22	28
Field Goals Attempted		27	33
TOTAL POINTS SCORED		305	346
Touchdowns Scored		34	37
Touchdowns Rushing		10	9
Touchdowns Passing		19	25
Touchdown Returns		5	3
Extra Points		33	36
Field Goals		22	28
Safeties		0	0
AVG. TIME OF POSSESSION		28:37	31:23
SCORING	TDs Ru Pa Int Fu KO Pu PAT FG S Pts		
Nedney, Joe	0 0 0 0 0 0 0 17/17	11/13	0 50
Davis, Vernon	7 0 7 0 0 0 0 0/0	0/0	0 44
Reed, Jeff	0 0 0 0 0 0 0 13/13	9/10	0 40
Crabtree, Michael	6 0 6 0 0 0 0 0/0	0/0	0 36
Westbrook, Brian	5 4 1 0 0 0 0 0/0	0/0	0 30
Gore, Frank	5 3 2 0 0 0 0 0/0	0/0	0 30
Ginn, Ted	2 0 1 0 0 0 1 0/0	0/0	0 12
Dixon, Anthony	2 2 0 0 0 0 0 0/0	0/0	0 12
Morgan, Joshua	2 0 2 0 0 0 0 0/0	0/0	0 12
Andrus, Shane	0 0 0 0 0 0 0 3/3	2/4	0 9
McDonald, Ray	1 0 0 1 0 0 0 0/0	0/0	0 6
Goldson, Dashon	1 0 0 1 0 0 0 0/0	0/0	0 6
Brown, Tarell	1 0 0 1 0 0 0 0/0	0/0	0 6
Smith, Troy	1 1 0 0 0 0 0 0/0	0/0	0 6
Mays, Taylor	1 0 0 0 1* 0 0 0/0	0/0	0 6
49ERS	34 10 19 3 1 0 1 33/33	22/27	0 305
OPPONENTS	37 9 25 1 1 1 0 36/37	28/33	0 346

*ret blicked punt | 2-pt conversions: Team: 1-1, Opponents: 0-0

Rookie Names in Italics

RUSHING	No	Yds	Avg	Long	TD			
Gore, Frank	203	853	4.2	64	3			
Westbrook, Brian	77	340	4.4	30	4			
Dixon, Anthony	70	237	3.4	34	2			
Smith, Troy	23	121	5.3	16	1			
Smith, Alex	18	60	3.3	12	0			
Walker, Delanie	3	18	6.0	10	0			
Morgan, Joshua	2	17	8.5	13	0			
Ginn, Ted	2	11	5.5	9	0			
Norris, Moran	3	0	0.0	1	0			
49ERS	401	1,657	4.1	64	10			
OPPONENTS	447	1,547	3.5	43	9			
RECEIVING	No	Yds	Avg	Long	TD			
Davis, Vernon	56	914	16.3	66t	7			
Crabtree, Michael	55	741	13.5	60t	6			
Gore, Frank	46	452	9.8	41	2			
Morgan, Joshua	44	698	15.9	65	2			
Walker, Delanie	29	331	11.4	38	0			
Westbrook, Brian	16	150	9.4	62t	1			
Ginn, Ted	12	163	13.6	37t	1			
Zeigler, Dominique	9	98	10.9	20	0			
Byham, Nate	5	27	5.4	9	0			
Dixon, Anthony	5	11	2.2	8	0			
Norris, Moran	4	20	5.0	8	0			
Williams, Kyle	1	8	8.0	8	0			
49ERS	282	3,613	12.8	66t	19			
OPPONENTS	358	3,941	11.0	71	25			
INTERCEPTIONS	No	Yds	Avg	Long	TD			
Clements, Nate	3	46	15.3	39	0			
Spikes, Takeo	3	9	3.0	6	0			
Spencer, Shawntae	3	0	0.0	0	0			
Brown, Tarell	1	62	62.0	62t	1			
Goldson, Dashon	1	39	39.0	39t	1			
Brooks, Ahmad	1	32	32.0	32	0			
McDonald, Ray	1	31	31.0	31t	1			
Smith, Reggie	1	20	20.0	20	0			
Lawson, Manny	1	0	0.0	0	0			
49ERS	15	239	15.9	62t	3			
OPPONENTS	15	182	12.1	41	1			
KICKOFF RETURNS	No	Yds	Avg	Long	TD			
Ginn, Ted	47	992	21.1	61	0			
Walker, Delanie	5	70	14.0	20	0			
Williams, Kyle	4	82	20.5	30	0			
Morgan, Joshua	2	19	9.5	13	0			
Norris, Moran	1	12	12.0	12	0			
Wragge, Tony	1	12	12.0	12	0			
Crabtree, Michael	1	0	0.0	0	0			
49ERS	61	1,187	19.5	61	0			
OPPONENTS	67	1,485	22.2	92t	1			
PUNT RETURNS	Ret	FC	Yds	Avg	Long	TD		
Ginn, Ted	24	18	321	13.4	78t	1		
Adams, Phillip	4	0	29	7.3	16	0		
Williams, Kyle	3	6	16	5.3	9	0		
Smith, Reggie	0	1	0	0.0	0	0		
49ERS	31	25	366	11.8	78t	1		
OPPONENTS	54	12	483	8.9	43	0		
PUNTING	No	Yds	Avg	Net	TB	I-20	Lg	B
Lee, Andy	91	4,203	46.2	38.2	12	34	64	0
49ERS	91	4,203	46.2	38.2	12	34	64	0
OPPONENTS	83	3,571	42.5	37.4	3	29	65	1
PASSING	Att	Comp	Pct	Yds	LG	TD	Int	QB
Smith, Alex	342	204	59.6	2,370	62t	14	10	82.1
Smith, Troy	145	73	50.3	1,176	66t	5	4	77.8
Carr, David	13	5	38.5	67	22	0	1	23.6
49ERS	500	282	56.4	3,613	66t	19	15	79.3
OPPONENTS	550	358	65.1	3,941	71	25	15	90.0

2011 (13-3/14-4)

NFC West Champions

Jim Harbaugh, Coach

W	33	Seattle (69,732), S-11	17
L	24	Dallas (69,732), S-18	(OT) 27
W	13	at Cincinnati (43,363), S-25	8
W	24	at Philadelphia (69,144), O-2	23
W	48	Tampa Bay (69,732), O-9	3
W	25	at Detroit (62,061), O-16	19
-	-	BYE, O-23	-
W	20	Cleveland (69,732), O-30	10
W	19	at Washington (78,032), N-6	11
W	27	New York Giants (69,732), N-13	20
W	23	Arizona (69,732), N-20	7
L	6	at Baltimore (71,345), THU N-24	16
W	26	St. Louis (69,732), D-4	0
L	19	at Arizona (60,808), D-11	21
W	20	Pittsburgh (69,732), MON D-19	3
W	19	at Seattle (66,697), D-24	17
W	34	at St. Louis (55,990), J-1	27
380			229

NFC DIVISIONAL ROUND - JAN. 14

(at San Francisco - Candlestick Park)			
W	36	New Orleans (69,732)- SAT	32
NFC CHAMPIONSHIP - JAN. 22			
(at San Francisco - Candlestick Park)			
L	17	New York Giants (69,732)	(OT) 20

TEAM STATISTICS		49ers	Opp
TOTAL FIRST DOWNS		282	267
Rushing		101	53
Passing		150	190
Penalty		31	24
TOTAL YARDS GAINED		4,974	4,931
By Rushing		2,044	1,236
By Passing		2,930	3,695
TOTAL PLAYS FROM SCRIMMAGE		993	974
Rushes		498	353
Average Gain Per Rush		4.1	3.5
NET YARDS PASSING		2,044	3,695
Passes Attempted		451	579
Passes Completed		277	333
Percent Completed		61.4	57.5
Had Intercepted		5	23
Times Sacked		44	42
Lost Attempting to Pass		263	283
PUNTS		79	87
Total Yardage of Punts		3,970	3,911
Average Length		50.3	45.0
KICKOFF RETURNS		39	46
Total Yards Returned		1,060	1,061
Average Length of Return		27.2	23.1
PENALTIES		113	98
Yards Penalized		1,014	867
FUMBLES		14	31
Own Fumbles Recovered		9	16
Opponents' Fumbles Recovered		15	5
FIELD GOALS		44	22
Field Goals Attempted		52	27
TOTAL POINTS SCORED		380	229
Touchdowns Scored		35	23
Touchdowns Rushing		14	3
Touchdowns Passing		18	20
Touchdown Returns		3	0
Extra Points		34	21
Field Goals		44	22
Safeties		1	1

AVG. TIME OF POSSESSION 32:02 27:58

SCORING	TDs	Ru	Pa	Int	Fu	KO	Pu	PAT	FG	S	Pts
Akers, Davis	0	0	0	0	0	0	0	34/34	44/52	0	166
Gore, Frank	8	8	0	0	0	0	0	0/0	0/0	0	48
Davis, Vernon	6	0	6	0	0	0	0	0/0	0/0	0	36
Crabtree, Michael	4	0	4	0	0	0	0	0/0	0/0	0	26
Williams, Kyle	3	0	3	0	0	0	0	0/0	0/0	0	18
Walker, Delanie	3	0	3	0	0	0	0	0/0	0/0	0	18
Ginn Jr., Ted	2	0	0	0	1	1	0	0/0	0/0	0	12
Dixon, Anthony	2	2	0	0	0	0	0	0/0	0/0	0	12
Hunter, Kendall	2	2	0	0	0	0	0	0/0	0/0	0	12
Smith, Alex	2	2	0	0	0	0	0	0/0	0/0	0	12
Miller, Bruce	1	0	1	0	0	0	0	0/0	0/0	0	6

Rookie Names in Italics

(continued)

SCORING	TDs	Ru	Pa	Int	Fu	KO	Pu	PAT	FG	S	Pts
Rogers, Carlos	1	0	0	1	0	0	0	0/0	0/0	0	6
Morgan, Joshua	1	0	1	0	0	0	0	0/0	0/0	0	6
Smith, Aldon	0	0	0	0	0	0	0	0/0	0/0	1	2
49ERS	35	14	18	1	0	1	1	34/34	44/52	1	380
OPPONENTS	23	3	20	0	0	0	0	21/21	22/27	1	229

2-pt conversions: Team: 1-1, Opponents: 1-2

RUSHING	No	Yds	Avg	Long	TD
Gore, Frank	282	1,211	4.3	55	8
Hunter, Kendall	112	473	4.2	44	2
Smith, Alex	52	179	3.4	14	2
Dixon, Anthony	29	87	3.0	9	2
Ginn Jr., Ted	8	68	8.5	24	0
Williams, Kyle	2	32	16.0	25	0
Miller, Bruce	4	8	2.0	3	0
Crabtree, Michael	1	6	6.0	6	0
Walker, Delanie	3	5	1.7	14	0
Kaepernick, Colin	2	-2	-1.0	-1	0
Davis, Venon	2	-5	-2.5	-2	0
Lee, Andy	1	-18	-18.0	-18	0
49ERS	498	2,044	4.1	55	14
OPPONENTS	353	1,236	3.5	34	3

RECEIVING	No	Yds	Avg	Long	TD
Crabtree, Michael	72	874	12.1	52t	4
Davis, Vernon	67	792	11.8	44	6
Williams, Kyle	20	241	12.1	56t	3
Ginn Jr., Ted	19	220	11.6	26	0
Walker, Delanie	19	198	10.4	29t	3
Gore, Frank	17	114	6.7	13	0
Hunter, Kendall	16	195	12.2	44	0
Morgan, Joshua	15	220	14.7	30t	1
Edwards, Braylon	15	181	12.1	24	0
Miller, Bruce	11	83	7.5	30t	1
Swain, Brett	2	15	7.5	9	0
Peelle, Justin	1	19	19.0	19	0
Sopoaga, Isaac	1	18	18.0	18	0
Staley, Joe	1	17	17.0	17	0
Dixon, Anthony	1	6	6.0	6	0
49ERS	277	3,193	11.5	56t	18
OPPONENTS	333	3,978	11.9	77	20

INTERCEPTIONS	No	Yds	Avg	Long	TD
Rogers, Carlos	6	106	17.7	31t	1
Goldson, Dashon	6	53	8.8	21	0
Brown, Tarell	4	15	3.8	11	0
Whitner, Donte	2	48	24.0	48	0
Brock, Tramaine	2	18	9.0	18	0
Culliver, Chris	1	23	23.0	23	0
Smith, Reggie	1	11	11.0	11	0
Willis, Patrick	1	10	10.0	10	0
49ERS	23	284	12.3	48	1
OPPONENTS	5	51	10.2	30	0

KICKOFF RETURNS	No	Yds	Avg	Long	TD
Ginn Jr., Ted	29	800	27.6	102t	1
Hunter, Kendall	6	156	26.0	43	0
Williams, Kyle	4	104	26.0	33	0
49ERS	39	1,060	27.2	102t	1
OPPONENTS	46	1,061	23.1	39	0

PUNT RETURNS	Ret	FC	Yds	Avg	Long	TD
Ginn Jr., Ted	38	18	466	12.3	55t	1
Smith, Reggie	4	1	37	9.3	14	0
Williams, Kyle	2	4	41	20.5	36	0
49ERS	44	23	544	12.4	55t	1
OPPONENTS	39	17	315	8.1	24	0

PUNTING	No	Yds	Avg	Net	TB	I-20	Lg	B
Lee, Andy	78	3,970	50.9	44.0	9	28	68	1
49ERS	78	3,970	50.3	44.0	9	28	68	1
OPPONENTS	87	3,911	45.0	37.1	7	21	77	0

PASSING	Att	Comp	Pct	Yds	LG	TD	Int	QB
Smith, Alex	445	273	61.3	3,144	56t	17	5	90.7
Kaepernick, Colin	5	3	60.0	35	19	0	0	81.3
Akers, David	1	1	100.0	14	14t	1	0	158.3
49ERS	451	277	61.4	3,193	56t	18	5	91.5
OPPONENTS	579	333	57.5	3,978	77	20	20	73.6

2012 (13-5-1)

NFC West Champions – NFC Champions

Jim Harbaugh, Coach

W	30	at Green Bay (70,523), S–9	22
W	27	Detroit (69,732), SUN /S–16	19
L	13	at Minnesota (57,288), S–23	24
W	34	at New York Jets (79,088), S–30	0
W	45	Buffalo (69,732), O–7	3
L	3	New York Giants (69,732), O–14	26
W	13	Seattle (69,732), THU /O–18	6
W	24	at Arizona (62,810), MON /O–29	3
–	–	BYE, N–4	–
T	24	St. Louis (69,732), N–11	(OT) 24
W	32	Chicago (69,732), MON /N–19	7
W	31	at New Orleans (73,147), N–25	21
L	13	at St. Louis (57,279), D–2	(OT) 16
W	27	Miami (69,732), D–9	13
W	41	at New England (68,756), SUN /D–16	34
L	13	at Seattle (68,161), SUN /D–23	42
W	27	Arizona (69,732), D–30	13

397

273

NFC DIVISIONAL ROUND - JAN. 12

(at San Francisco – Candlestick Park)

W	45	Green Bay (68,732)– SAT	31
---	----	--------------------------------	----

NFC CHAMPIONSHIP - JAN. 20

(at Atlanta – Georgia Dome)

W	28	Atlanta (60,863)	24
---	----	------------------	----

SUPER BOWL XLVII - FEB. 3

(at New Orleans – Mercedes-Benz Superdome)

L	31	Baltimore (71,024)	34
---	----	--------------------	----

TEAM STATISTICS

TEAM STATISTICS										49ers	Opp									
TOTAL FIRST DOWNS										322	284									
Rushing										128	72									
Passing										172	178									
Penalty										22	34									
TOTAL YARDS GAINED										5,789	4,710									
By Rushing										2,491	1,507									
By Passing										3,298	3,203									
TOTAL PLAYS FROM SCRIMMAGE										969	1,012									
Rushes										492	407									
Average Gain Per Rush										5.1	3.7									
NET YARDS PASSING										3,298	3,203									
Passes Attempted										436	567									
Passes Completed										289	337									
Percent Completed										66.3	59.4									
Had Intercepted										8	14									
Times Sacked										41	38									
Lost Attempting to Pass										253	270									
PUNTS										67	79									
Total Yardage of Punts										3,226	3,609									
Average Length										48.1	45.7									
KICKOFF RETURNS										49	48									
Total Yards Returned										1,216	1,289									
Average Length of Return										24.8	26.9									
PENALTIES										109	93									
Yards Penalized										960	758									
FUMBLES										26	21									
Own Fumbles Recovered										18	10									
Opponents' Fumbles Recovered										11	8									
FIELD GOALS										29	22									
Field Goals Attempted										42	27									
TOTAL POINTS SCORED										397	273									
Touchdowns Scored										44	29									
Touchdowns Rushing										17	7									
Touchdowns Passing										23	19									
Touchdown Returns										4	3									
Extra Points										44	27									
Field Goals										29	22									
Safeties										1	1									
AVG. TIME OF POSSESSION										30:49	29:11									
SCORING										TDs	Ru	Pa	Int	Fu	KO	Pu	PAT	FG	S	Pts
Akers, David										0	0	0	0	0	0	0	44/44	29/42	0	131
Gore, Frank										10	8	1	0	1	0	0	0	0	0	60
Crabtree, Michael										9	0	9	0	0	0	0	0	0	0	54
Davis, Vernon										5	0	5	0	0	0	0	0	0	0	30
Kaepernick, Colin										5	5	0	0	0	0	0	0	0	0	30
Moss, Randy										3	0	3	0	0	0	0	0	0	0	18
Walker, Delanie										3	0	3	0	0	0	0	0	0	0	18
Hunter, Kendall										2	2	0	0	0	0	0	0	0	0	12

Rookie Names in Italics

(continued)

SCORING	TDs	Ru	Pa	Int	Fu	KO	Pu	PAT	FG	S	Pts
Dixon, Anthony	2	2	0	0	0	0	0	0	0	0	12
Manningham, Mario	1	0	1	0	0	0	0	0	0	0	6
Williams, Kyle	1	0	1	0	0	0	0	0	0	0	6
Brooks, Ahmad	1	0	0	1	0	0	0	0	0	0	6
Rogers, Carlos	1	0	0	0	1	0	0	0	0	0	6
Whitner, Donte	1	0	0	1	0	0	0	0	0	0	6
McDonald, Ray	0	0	0	0	0	0	0	0	0	1	2
49ERS	44	17	23	2	2	0	0	44/44	29/42	1	397
OPPONENTS	29	7	19	0	2*	0	1	22/27	27/27	1	273
*ret blocked FG 1 2-pt conversions: Team: 0-0, Opponents: 2-2											
RUSHING	No	Yds	Avg	Long	TD						
Gore, Frank	258	1,214	4.7	37	8						
Kaepernick, Colin	63	415	6.6	50t	5						
Hunter, Kendall	72	371	5.2	26	2						
Smith, Alex	31	132	4.3	24	0						
James, LaMichael	27	125	4.6	26	0						
Dixon, Anthony	21	78	3.7	9	2						
Manningham, Mario	3	64	21.3	29	0						
Goldson, Dashon	1	31	31	31	0						
Williams, Kyle	4	21	5.3	9	0						
Miller, Bruce	5	18	3.6	9	0						
Crabtree, Michael	1	8	8	8	0						
Jacobs, Brandon	5	7	1.4	3	0						
Ginn Jr., Ted	1	7	7	7	0						
49ERS	492	2,491	5.1	50t	17						
OPPONENTS	407	1,507	3.7	35	7						
RECEIVING	No	Yds	Avg	Long	TD						
Crabtree, Michael	85	1,105	13	49t	9						
Manningham, Mario	42	449	10.7	40	1						
Davis, Vernon	41	548	13.4	53	5						
Moss, Randy	28	434	15.5	55	3						
Gore, Frank	28	234	8.4	26	1						
Walker, Delanie	21	344	16.4	45	3						
Williams, Kyle	14	212	15.1	57	1						
Miller, Bruce	12	84	7	26	0						
Hunter, Kendall	9	60	6.7	12	0						
Celek, Garrett	4	51	12.8	35	0						
James, LaMichael	3	29	9.7	15	0						
Ginn Jr., Ted	2	1	0.5	1	0						
49ERS	289	3,551	12.3	57	23						
OPPONENTS	337	3,473	10.3	53	19						
INTERCEPTIONS	No	Yds	Avg	Long	TD						
Goldson, Dashon	3	21	7	20	0						
Brown, Tarell	2	17	8.5	12	0						
Culliver, Chris	2	4	2	4	0						
Willis, Patrick	2	2	1	2	0						
Rogers, Carlos	1	63	63	63	0						
Brooks, Ahmad	1	50	50	50t	1						
Whitner, Donte	1	42	42	42t	1						
Bowman, NaVorro	1	11	11	11	0						
Smith, Aldon	1	6	6	6	0						
49ERS	14	216	15.4	63	2						
OPPONENTS	8	70	8.8	24	0						
KICKOFF RETURNS	No	Yds	Avg	Long	TD						
James, LaMichael	14	417	29.8	62	0						
Williams, Kyle	13	353	27.2	94	0						
Ginn Jr., Ted	11	253	23.0	31	0						
Hunter, Kendall	7	165	23.6	31	0						
Walker, Delanie	4	28	7.0	18	0						
49ERS	49	1,216	24.8	94	0						
OPPONENTS	48	1,289	26.9	66	0						
PUNT RETURNS	Ret	FC	Yds	Avg	Long	TD					
Ginn Jr., Ted	32	12	326	10.2	38	0					
Williams, Kyle	4	6	52	13.0	20	0					
49ERS	36	18	378	10.5	38	0					
OPPONENTS	36	18	249	6.9	75t	1					
PUNTING	No	Yds	Avg	Net	TB	I-20	Lg	B			
Lee, Andy	67	3,226	48.1	43.2	4	36	66	0			
49ERS	67	3,226	48.1	43.2	4	36	66	0			
OPPONENTS	78	3,609	45.7	39.1	7	24	70	1			
PASSING	Att	Comp	Pct	Yds	LG	TD	Int	QB			
Kaepernick, Colin	218	136	62.4	1,814	57	10	3	98.3			
Smith, Alex	218	153	70.2	1,737	55	13	5	104.1			
Hunter, Kendall	0	0	0.0	0	0	0	0	0.0			
49ERS	436	289	66.3	3,551	57	23	8	101.2			
OPPONENTS	567	337	59.4	3,473	53	19	14	78.0			

2013 (12-4/14-5)

Jim Harbaugh, Coach

W	34	Green Bay (69,732), S-8	28
L	3	at Seattle (68,338), SUN /S-15	29
L	7	Indianapolis (69,732), S-22	27
W	35	at St. Louis (56,640), THU /S-26	11
W	34	Houston (69,732), SUN /O-6	3
W	32	Arizona (69,732), O-13	20
W	31	at Tennessee (69,143), O-20	17
W	42	at Jacksonville in London (83,559), O-27	10
-	-	BYE, N-3	-
L	9	Carolina (69,732), N-10	10
L	20	at New Orleans (73,025), N-17	23
W	27	at Washington (79,773), MON /N-25	6
W	23	St. Louis (69,732), D-1	13
W	19	Seattle (69,732), D-8	17
W	33	at Tampa Bay (64,142), D-15	14
W	34	Atlanta (69,732), MON /D-23	24
W	23	at Arizona (63,570), D-29	20
406			272

NFC WILDCARD - JAN. 5

(at Green Bay - Lambeau Field)

W	23	at Green Bay (77,525)	20
---	----	-----------------------	----

NFC DIVISIONAL ROUND - JAN. 12

(at Carolina - Bank of America Stadium)

W	23	at Carolina (73,784)	10
---	----	----------------------	----

NFC CHAMPIONSHIP GAME - JAN. 19

(at Seattle - CenturyLink Field)

L	17	at Seattle (68,454)	23
---	----	---------------------	----

TEAM STATISTICS

	49ers	Opp
TOTAL FIRST DOWNS	286	284
Rushing	115	77
Passing	148	181
Penalty	23	26
TOTAL YARDS GAINED	5,180	5,071
By Rushing	2,201	1,535
By Passing	2,979	3,536
TOTAL PLAYS FROM SCRIMMAGE	961	1,020
Rushes	505	397
Average Gain Per Rush	4.4	3.9
NET YARDS PASSING	2,979	3,536
Passes Attempted	417	585
Passes Completed	244	345
Percent Completed	58.5	59.0
Had Intercepted	8	18
Times Sacked	39	38
Lost Attempting to Pass	231	283
PUNTS	79	87
Total Yardage of Punts	3,804	3,884
Average Length	48.2	44.6
KICKOFF RETURNS	32	54
Total Yards Returned	726	1,104
Average Length of Return	22.7	20.4
PENALTIES	103	96
Yards Penalized	845	878
FUMBLES	20	21
Own Fumbles Recovered	10	9
Opponents' Fumbles Recovered	12	10
FIELD GOALS	32	20
Field Goals Attempted	36	25
TOTAL POINTS SCORED	406	272
Touchdowns Scored	44	30
Touchdowns Rushing	18	11
Touchdowns Passing	21	19
Touchdown Returns	5	0
Extra Points	44	28
Field Goals	32	20
Safeties	1	1
AVG. TIME OF POSSESSION	30:35	29:26

SCORING

	TDs	Ru	Pa	Int	Fu	KO	Pu	PAT	FG	S	Pts
Dawson, Phil	0	0	0	0	0	0	0	44/44	32/36	0	140
Davis, Vernon	13	0	13	0	0	0	0	0/0	0/0	0	78
Gore, Frank	9	9	0	0	0	0	0	0/0	0/0	0	54
Boldin, Anquan	7	0	7	0	0	0	0	0/0	0/0	0	42
Kaepernick, Colin	4	4	0	0	0	0	0	0/0	0/0	0	24
Hunter, Kendall	4	3	0	0	1	0	0	0/0	0/0	0	24
Dixon, Anthony	2	2	0	0	0	0	0	0/0	0/0	0	12
Bowman, NaVorro	1	0	0	1	0	0	0	0/0	0/0	0	6
Osgood, Kassim	1	0	0	0	1	0	0	0/0	0/0	0	6
Skuta, Dan	1	0	0	0	1	0	0	0/0	0/0	0	6

Rookie Names in Italics

(continued)

SCORING

	TDs	Ru	Pa	Int	Fu	KO	Pu	PAT	FG	S	Pts
Crabtree, Michael	1	0	1	0	0	0	0	0/0	0/0	0	6
Brock, Tramaine	1	0	0	1	0	0	0	0/0	0/0	0	6
Lemonier, Corey	0	0	0	0	0	0	0	0/0	0/0	1	2
49ERS	44	18	21	2	3	0	0	44/44	32/36	1	406
OPPONENTS	30	11	19	0	0	0	0	28/28	20/25	1	272

2-pt conversions: Team: 0-0, Opponents: 1-2

RUSHING

	No	Yds	Avg	Long	TD
Gore, Frank	276	1,128	4.1	51	9
Kaepernick, Colin	92	524	5.7	28	4
Hunter, Kendall	78	358	4.6	45	3
James, LaMichael	12	59	4.9	21	0
Dixon, Anthony	28	56	2.0	9	2
Patton, Quinton	1	26	26.0	26	0
Williams, Kyle	2	23	11.5	13	0
Miller, Bruce	7	13	1.9	4	0
Boldin, Anquan	2	11	5.5	11	0
Moore, Marlon	1	9	9.0	9	0
McCoy, Colt	6	-6	-1.0	-1	0
49ERS	505	2,201	4.4	51	18
OPPONENTS	397	1,535	3.9	30	11

RECEIVING

	No	Yds	Avg	Long	TD
Boldin, Anquan	85	1,179	13.9	63	7
Davis, Vernon	52	850	16.3	64t	13
Miller, Bruce	25	243	9.7	43	0
Crabtree, Michael	19	284	14.9	60	1
Gore, Frank	16	141	8.8	29	0
Williams, Kyle	12	113	9.4	16	0
Manningham, Mario	9	85	9.4	14	0
McDonald, Vance	8	119	14.9	25	0
Patton, Quinton	3	34	11.3	29	0
Dixon, Anthony	3	30	10.0	19	0
Baldwin, Jonathan	3	28	9.3	15	0
Celek, Garrett	2	38	19.0	30	0
James, LaMichael	2	16	8.0	12	0
Hunter, Kendall	2	13	6.5	9	0
Osgood, Kassim	1	17	17.0	17	0
Staley, Joe	1	14	14.0	14	0
Moore, Marlon	1	6	6.0	6	0
49ERS	244	3,210	13.2	64t	21
OPPONENTS	345	3,819	11.1	75t	19

INTERCEPTIONS

	No	Yds	Avg	Long	TD
Brock, Tramaine	5	82	16.4	41	1
Reid, Eric	4	54	13.5	53	0
Bowman, NaVorro	2	93	46.5	89t	1
Rogers, Carlos	2	14	7.0	11	0
Whitner, Donte	2	7	3.5	7	0
Brooks, Ahmad	1	22	22.0	22	0
Jerod-Eddie, Tony	1	6	6.0	6	0
Wright, Eric	1	0	0.0	0	0
49ERS	18	278	15.4	89t	2
OPPONENTS	8	117	14.6	43	0

KICKOFF RETURNS

	No	Yds	Avg	Long	TD
James, LaMichael	12	321	26.8	41	0
Williams, Kyle	7	134	19.1	35	0
Dixon, Anthony	5	101	20.2	47	0
Hunter, Kendall	4	81	20.3	30	0
Cox, Perrish	3	82	27.3	30	0
Patton, Quinton	1	7	7.0	7	0
49ERS	32	726	22.7	47	0
Opponents	54	1,104	20.4	82	0

PUNT RETURNS

	Ret	FC	Yds	Avg	Long	TD
James, LaMichael	23	12	251	10.9	40	0
Williams, Kyle	12	20	61	5.1	22	0
49ERS	35	32	312	8.9	40	0
OPPONENTS	38	21	330	8.7	38	0

PUNTING

	No	Yds	Avg	Net	TB	I-20	Lg	B
Lee, Andy	79	3,804	48.2	41.7	9	27	62	0
49ERS	79	3,804	48.2	41.7	9	27	62	0
Opponents	85	3,884	44.6	40.1	4	27	65	2

PASSING

	Att	Comp	Pct	Yds	LG	TD	Int	QB
Kaepernick, Colin	416	243	58.4	3,197	64t	21	8	91.6
McCoy, Colt	1	1	100.0	13	13	0	0	118.8
49ERS	417	244	58.5	3,210	64t	21	8	91.7
OPPONENTS	585	345	59.0	3,819	75t	19	18	76.4

2014 (8-8)

Jim Harbaugh, Coach

W	28	at Dallas (91,174), S-7	17
L	20	Chicago (70,799), SUN/S -14	28
L	14	at Arizona (61,572), S-21	23
W	26	Philadelphia (70,799), S-28	21
W	22	Kansas City (70,799), O-5	17
W	31	at St. Louis (56,851), MON/O -13	17
L	17	at Denver (77,047), SUN/O -19	42
-	-	BYE, O-26	-
L	10	St. Louis, (70,799) N-2	13
W	27	at New Orleans (73,129), N-9	(OT) 24
W	16	at New York Giants (80,352), N-16	10
W	17	Washington (70,799), N-23	13
L	3	Seattle (70,799), THU/N -27	19
L	13	at Oakland (55,300), D-7	24
L	7	at Seattle (68,526), D-14	17
L	35	San Diego (70,699), SAT/D -20	(OT) 38
W	20	Arizona (70,699), D-28	17
306			340

TEAM STATISTICS		49ers	Opp
TOTAL FIRST DOWNS		303	308
Rushing		104	83
Passing		165	188
Penalty		34	37
TOTAL YARDS GAINED		5,239	5,143
By Rushing		2,176	1,612
By Passing		3,063	3,531
TOTAL PLAYS FROM SCRIMMAGE		1,009	989
Rushes		470	402
Average Gain Per Rush		4.6	4.0
NET YARDS PASSING		3,063	3,531
Passes Attempted		487	551
Passes Completed		292	324
Percent Completed		60.0	58.8
Had Intercepted		10	23
Times Sacked		52	36
Lost Attempting to Pass		344	200
PUNTS		73	74
Total Yardage of Punts		3,369	3,362
Average Length		46.2	45.4
KICKOFF RETURNS		45	40
Total Yards Returned		1,104	907
Average Length of Return		24.5	22.7
PENALTIES		116	122
Yards Penalized		937	909
FUMBLES		18	18
Own Fumbles Recovered		6	12
Opponents' Fumbles Recovered		12	6
FIELD GOALS		25	20
Field Goals Attempted		31	20
TOTAL POINTS SCORED		306	340
Touchdowns Scored		33	40
Touchdowns Rushing		10	7
Touchdowns Passing		20	29
Touchdown Returns		3	4
Extra Points		33	40
Field Goals		25	20
Safeties		0	0
AVG. TIME OF POSSESSION		31:16	28:44

SCORING	TDs	Ru	Pa	Int	Fu	KO	Pu	PAT	FG	S	Pts
Dawson, Phil	0	0	0	0	0	0	0	33/33	25/31	0	108
Boldin, Anquan	5	0	5	0	0	0	0	0/0	0/0	0	30
Gore, Frank	5	4	1	0	0	0	0	0/0	0/0	0	30
Crabtree, Michael	4	0	4	0	0	0	0	0/0	0/0	0	24
Hyde, Carlos	4	4	0	0	0	0	0	0/0	0/0	0	24
Ellington, Bruce	3	1	2	0	0	0	0	0/0	0/0	0	18
Johnson, Stevie	3	0	3	0	0	0	0	0/0	0/0	0	18
Davis, Vernon	2	0	2	0	0	0	0	0/0	0/0	0	12
Miller, Bruce	2	0	2	0	0	0	0	0/0	0/0	0	12
Kaepernick, Colin	1	1	0	0	0	0	0	0/0	0/0	0	6
Culliver, Chris	1	0	0	0	1	0	0	0/0	0/0	0	6
Bethea, Antoine	1	0	0	1	0	0	0	0/0	0/0	0	6
Johnson, Dontae	1	0	0	1	0	0	0	0/0	0/0	0	6
Lloyd, Brandon	1	0	1	0	0	0	0	0/0	0/0	0	6
49ERS	33	10	20	2	1	0	0	33/33	25/31	0	306
OPPONENTS	40	7	29	1	2*	0	1	40/40	20/20	0	340

*ret blkcd punt | 2-pt conversions: Team: 0-0, Opponents: 0-0

RUSHING	No	Yds	Avg	Long	TD
Gore, Frank	255	1,106	4.3	52t	4
Kaepernick, Colin	104	639	6.1	90t	1
Hyde, Carlos	83	333	4.0	28	4
Ellington, Bruce	6	28	4.7	15	1
Patton, Quinton	1	20	20.0	20	0
Smith, Alfonso	7	19	2.7	12	0
Miller, Bruce	6	9	1.5	4	0
Gabbert, Blaine	1	5	5.0	5	0
Davis, Vernon	1	4	4.0	4	0
Boldin, Anquan	1	4	4.0	4	0
Crabtree, Michael	1	4	4.0	4	0
Dahl, Craig	1	3	3.0	3	0
Carrier, Derek	1	2	2.0	2	0
James, LaMichael	2	0	0.0	1	0
Team	470	2,176	4.6	90t	10
Opponents	402	1,612	4.0	37t	7

RECEIVING	No	Yds	Avg	Long	TD
Boldin, Anquan	83	1,062	12.8	76t	5
Crabtree, Michael	68	698	10.3	51	4
Johnson, Stevie	35	435	12.4	32	3
Davis, Vernon	26	245	9.4	29t	2
Miller, Bruce	18	189	10.5	22	2
Lloyd, Brandon	14	294	21.0	80t	1
Hyde, Carlos	12	68	5.7	16	0
Gore, Frank	11	111	10.1	55t	1
Carrier, Derek	9	105	11.7	23	0
Ellington, Bruce	6	62	10.3	20t	2
Patton, Quinton	3	44	14.7	35	0
Smith, Alfonso	3	11	3.7	5	0
Celek, Garrett	2	53	26.5	31	0
McDonald, Vance	2	30	15.0	21	0
Cleveland, Asante	0	0	0	0	0
Osgood, Kassim	0	0	0	0	0
Team	292	3,407	11.7	80t	20
Opponents	324	3,731	11.5	63	29

INTERCEPTIONS	No	Yds	Avg	Long	TD
Cox, Perrish	5	12	2.4	10	0
Bethea, Antoine	4	71	17.8	49t	1
Culliver, Chris	4	61	15.3	29	0
Reid, Eric	3	138	46.0	73	0
Borland, Chris	2	12	6.0	12	0
Wilhoite, Michael	2	1	0.5	1	0
Johnson, Dontae	1	20	20.0	20t	1
Dahl, Craig	1	0	0.0	0	0
Willis, Patrick	1	0	0.0	0	0
Team	23	315	13.7	73	2
Opponents	10	111	11.1	53t	1

KICKOFF RETURNS	No	Yds	Avg	Long	TD
Ellington, Bruce	24	614	25.6	38	0
Hyde, Carlos	11	268	24.4	30	0
Holliday, Trindon	3	83	27.7	32	0
Cox, Perrish	2	60	30.0	57	0
Patton, Quinton	1	24	24.0	24	0
Miller, Bruce	1	19	19.0	19	0
Jerod-Eddie, Tony	1	18	18.0	18	0
Lynch, Aaron	1	10	10.0	10	0
Thomas, Chase	1	8	8.0	8	0
Team	45	1,104	24.5	57	0
Opponents	40	907	22.7	38	0

PUNT RETURNS	Ret	FC	Yds	Avg	Long	TD
Ellington, Bruce	23	12	188	8.2	23	0
Cox, Perrish	10	1	35	3.5	9	0
Osgood, Kassim	1	0	2	2.0	2	0
Cook, Chris	1	0	2	2.0	2	0
Team	35	13	227	6.5	23	0
Opponents	36	22	336	9.3	82t	1

PUNTING	No	Yds	Avg	Net	TB	I-20	Lg	B
Lee, Andy	72	3,369	46.8	39.6	7	28	71	1
Team	73	3,369	46.2	39.6	7	28	71	1
Opponents	74	3,362	45.4	40.2	8	21	61	1

PASSING	Att	Comp	Pct	Yds	LG	TD	Int	QB
Kaepernick, Colin	478	289	60.5	3,369	80t	19	10	86.4
Gabbert, Blaine	7	3	42.9	38	20t	1	0	100.0
Boldin, Anquan	1	0	0.0	0	0	0	0	39.6
Lee, Andy	1	0	0.0	0	0	0	0	39.6
49ERS	487	292	60.0	3,407	80t	20	10	86.3
OPPONENTS	551	324	58.8	3,731	63	29	23	79.5

2015 (5-11)

Jim Tomsula, Coach

W	20	Minnesota (70,799), MON /S-14	3
L	18	at Pittsburgh (66,472), S-20	43
L	7	at Arizona (63,663), S-27	47
L	3	Green Bay (70,799), O-4	17
L	27	at New York (78,515), SUN /O-11	30
W	25	Baltimore (70,799), O-18	20
L	3	Seattle (70,799), THU /O-22	20
L	6	at St. Louis (51,207), N-1	27
W	17	Atlanta (70,799), N-8	16
-	-	BYE, N-15	-
L	13	at Seattle (68,993), N-22	29
L	13	Arizona (70,799), N-29	19
W	26	at Chicago (62,088), D-6	(OT) 20
L	10	at Cleveland (63,916), D-13	24
L	14	Cincinnati (70,799), D-20	24
L	17	at Detroit (61,313), D-27	32
W	19	St. Louis (70,799), J-3	(OT) 16
238			387

TEAM STATISTICS

	49ers	Opp
TOTAL FIRST DOWNS	261	356
Rushing	83	128
Passing	154	199
Penalty	24	29
TOTAL YARDS GAINED	4,860	6,199
By Rushing	1,544	2,020
By Passing	3,316	4,179
TOTAL PLAYS FROM SCRIMMAGE	969	1,081
Rushes	390	504
Average Gain Per Rush	4.0	4.0
NET YARDS PASSING	3,316	4,179
Passes Attempted	526	549
Passes Completed	322	375
Percent Completed	61.2	68.3
Had Intercepted	12	9
Times Sacked	53	28
Lost Attempting to Pass	330	196
PUNTS	92	74
Total Yardage of Punts	4,017	3,363
Average Length	43.7	45.4
KICKOFF RETURNS	42	23
Total Yards Returned	993	591
Average Length of Return	23.6	25.7
PENALTIES	113	112
Yards Penalized	823	920
FUMBLES	21	10
Own Fumbles Recovered	16	7
Opponents' Fumbles Recovered	3	5
FIELD GOALS	24	28
Field Goals Attempted	27	37
TOTAL POINTS SCORED	238	387
Touchdowns Scored	24	43
Touchdowns Rushing	7	20
Touchdowns Passing	16	21
Touchdown Returns	1	2
Extra Points	20	35
Field Goals	24	28
Safeties	0	2
AVG. TIME OF POSSESSION	26:20	33:40

SCORING

	TDs	Ru	Pa	Int	Fu	KO	Pu	PAT	FG	S	Pts
Dawson, Phil	0	0	0	0	0	0	0	20/21	24/27	0	92
Smith, Torrey	4	0	4	0	0	0	0	0/0	0/0	0	26
Boldin, Anquan	4	0	4	0	0	0	0	0/0	0/0	0	24
Celek, Garrett	3	0	3	0	0	0	0	0/0	0/0	0	18
McDonald, Vance	3	0	3	0	0	0	0	0/0	0/0	0	18
Hyde, Carlos	3	3	0	0	0	0	0	0/0	0/0	0	18
Ward, Jimmie	1	0	0	1	0	0	0	0/0	0/0	0	6
Patton, Quinton	1	0	1	0	0	0	0	0/0	0/0	0	6
Miller, Bruce	1	1	0	0	0	0	0	0/0	0/0	0	6
Draughn, Shaun	1	1	0	0	0	0	0	0/0	0/0	0	6
Simpson, Jerome	1	0	1	0	0	0	0	0/0	0/0	0	6
Gabbert, Blaine	1	1	0	0	0	0	0	0/0	0/0	0	6
Kaepernick, Colin	1	1	0	0	0	0	0	0/0	0/0	0	6
49ERS	24	7	16	1	0	0	0	20/21	24/27	0	238
OPPONENTS	43	20	21	2	0	0	0	35/39	28/37	2	387

2-pt conversions: Team: 1-2, Opponents: 3-4

RUSHING

	No	Yds	Avg	Long	TD
Hyde, Carlos	115	470	4.1	22	3
Draughn, Shaun	76	263	3.5	30	1
Kaepernick, Colin	45	256	5.7	15	1
Gabbert, Blaine	32	185	5.8	44t	1
Harris, DuJuan	27	140	5.2	47	0
<i>Davis, Mike</i>	35	58	1.7	13	0
<i>Hayne, Jarryd</i>	17	52	3.1	11	0
Gaskins, Kendall	16	38	2.4	14	0
Bush, Reggie	8	28	3.5	9	0
Cadet, Travaris	7	16	2.3	4	0
Miller, Bruce	6	14	2.3	4	1
Thomas, Pierre	4	12	3.0	4	0
Ellington, Bruce	1	7	7.0	7	0
Patton, Quinton	1	5	5.0	5	0
Team	390	1,544	4.0	47	7
Opponents	504	2,020	4.0	71t	20

RECEIVING

	No	Yds	Avg	Long	TD
Boldin, Anquan	69	789	11.4	51	4
Smith, Torrey	33	663	20.1	76t	4
Patton, Quinton	30	394	13.1	41	1
McDonald, Vance	30	326	10.9	36	3
Draughn, Shaun	25	175	7.0	26	0
Celek, Garrett	19	186	9.8	33	3
Davis, Vernon	18	194	10.8	43	0
<i>Bell, Blake</i>	15	186	12.4	48	0
Ellington, Bruce	13	153	11.8	44	0
Hyde, Carlos	11	53	4.8	11	0
Miller, Bruce	10	135	13.5	52	0
Harris, DuJuan	9	97	10.8	31	0
Gaskins, Kendall	8	69	8.6	16	0
Cadet, Travaris	7	66	9.4	16	0
<i>Davis, Mike</i>	7	38	5.4	11	0
<i>Hayne, Jarryd</i>	6	27	4.5	7	0
Simpson, Jerome	5	54	10.8	16	1
Bush, Reggie	4	19	4.8	8	0
<i>White, DeAndrew</i>	2	18	9.0	10	0
Leonhardt, Brian	1	4	4.0	4	0
Team	322	3646	11.3	76t	16
Opponents	375	4375	11.7	66t	21

INTERCEPTIONS

	No	Yds	Avg	Long	TD
Acker, Kenneth	3	45	15.0	45	0
Brock, Tramaine	3	26	8.7	26	0
Ward, Jimmie	1	29	29.0	29t	1
<i>Tartt, Jaquiski</i>	1	25	25.0	25	0
Wilhoite, Michael	1	0	0.0	0	0
Team	9	125	13.9	45	1
Opponents	12	174	14.5	42	2

KICKOFF RETURNS

	No	Yds	Avg	Long	TD
Ellington, Bruce	26	665	25.6	40	0
Patton, Quinton	7	157	22.4	35	0
<i>White, DeAndrew</i>	6	142	23.7	30	0
Thomas, Pierre	1	15	15.0	15	0
Jerod-Eddie, Tony	1	11	11.0	11	0
Miller, Bruce	1	3	3.0	3	0
Team	42	993	23.6	40	0
Opponents	23	591	25.7	74	0

PUNT RETURNS

	Ret	FC	Yds	Avg	Long	TD
Ellington, Bruce	19	17	137	7.2	36	0
<i>Hayne, Jarryd</i>	8	5	76	9.5	37	0
Bush, Reggie	2	1	9	4.5	9	0
<i>White, DeAndrew</i>	1	0	4	4.0	4	0
Team	30	23	226	7.5	37	0
Opponents	44	22	283	6.4	41	0

PUNTING


	No	Yds	Avg	Net	TB	I-20	Lg	B
<i>Pinion, Bradley</i>	91	3969	43.6	39.4	5	31	62	0
Dawson, Phil	1	48	48.0	47.0	0	0	48	0
Team	92	4017	43.7	39.5	5	31	62	0
Opponents	74	3363	45.4	40.5	7	31	68	0

PASSING

	Att	Comp	Pct	Yds	LG	TD	Int	QB
Gabbert, Blaine	282	178	63.1	2,031	71t	10	7	86.2
Kaepernick, Colin	244	144	59.0	1,615	76t	6	5	78.5
49ERS	526	322	61.2	3,646	76t	16	12	82.6
OPPONENTS	549	375	68.3	4,375	66t	21	9	98.1


49ERS RECORD VS. OPPONENTS

(NATIONAL FOOTBALL LEAGUE - 1950-PRESENT)

 ARIZONA CARDINALS				Overall: 29–22				Home: 17–10				Away: 12–12			
Date	Win	Score	Location	Date	Win	Score	Location	Date	Win	Score	Location	Date	Win	Score	Location
11/18/51	Cardinals	27–21	SF*	11/1/92	Cardinals	24–14	P	11/10/08	Cardinals	29–24	AZ	9/13/09	49ers	20–16	AZ
9/29/57	Cardinals	20–10	SF*	10/24/93	49ers	28–14	SF	12/14/09	49ers	24–9	SF	11/29/10	49ers	27–6	AZ
11/25/62	49ers	24–17	SL	9/27/99	49ers	24–10	AZ	1/2/11	49ers	38–7	SF	11/20/11	49ers	23–7	SF
9/27/64	Cardinals	23–13	SF	10/1/00	49ers	27–20	SF	12/11/11	Cardinals	21–19	AZ	10/29/12	49ers	24–3	AZ
9/22/68	49ers	35–17	SF	10/27/02	49ers	38–28	SF	12/30/12	49ers	27–13	SF	10/13/13	49ers	32–20	SF
10/24/71	49ers	26–14	SL	12/21/02	49ers	17–14	AZ	12/29/13	49ers	23–20	AZ	9/21/14	Cardinals	23–14	AZ
10/6/74	Cardinals	34–9	SF	10/26/03	Cardinals	16–13 (OT)	AZ	12/28/14	49ers	20–17	SF	9/27/15	Cardinals	47–7	AZ
10/31/76	Cardinals	23–20 (OT)	SL	12/7/03	49ers	50–14	SF	11/29/15	Cardinals	19–13	SF	10/6/16	Cardinals	33–21	SF
11/12/78	Cardinals	16–10	SF	10/10/04	49ers	31–28 (OT)	SF	10/13/16	Cardinals	23–20	AZ				
12/2/79	Cardinals	13–10	SL	12/12/04	49ers	31–28 (OT)	AZ								
9/14/80	49ers	24–21 (OT)	SF	10/2/05	Cardinals	31–14	MC								
11/21/82	49ers	31–20	SL	12/4/05	Cardinals	17–10	SF								
9/18/83	49ers	42–27	SL	9/10/06	Cardinals	34–27	AZ								
11/9/86	49ers	43–17	SF	12/24/06	Cardinals	26–20	SF								
10/18/87	49ers	34–28	SF	9/10/07	49ers	20–17	SF								
11/6/88	Cardinals	24–23	P	11/25/07	49ers	37–31 (OT)	AZ								
11/17/91	49ers	14–10	SF	9/7/08	Cardinals	23–13	SF								

* Chicago Cards (SL) – St. Louis (P) – Phoenix (AZ) – Arizona (MC) – Mexico City

Record: At Levi's Stadium: (1–2) **University of Phoenix:** (5–6) **Points:** At Levi's Stadium: (74–92) **University of Phoenix:** (231–221)

 ATLANTA FALCONS				Overall: 47–31–1				Home: 28–11				Away: 19–20–1			
Date	Win	Score	Location	Date	Win	Score	Location	Date	Win	Score	Location	Date	Win	Score	Location
10/16/66	49ers	44–7	A	9/28/80	Falcons	20–17	SF	10/16/94	49ers	42–3	A	12/4/94	49ers	50–14	SF
9/24/67	49ers	38–7	SF	12/14/80	Falcons	35–10	A	9/10/95	49ers	41–10	SF	12/24/95	Falcons	28–27	A
12/10/67	49ers	34–28	A	9/20/81	Falcons	34–17	A	9/29/96	49ers	39–17	SF	12/2/96	49ers	34–10	A
9/29/68	49ers	28–13	SF	11/8/81	49ers	17–14	SF	9/21/97	49ers	34–7	SF	10/19/97	49ers	35–28	A
12/15/68	49ers	14–12	A	12/19/82	Falcons	17–7	SF	9/27/98	49ers	31–20	SF	11/15/98	Falcons	31–19	A
9/21/69	Falcons	24–12	A	9/25/83	49ers	24–20	SF	1/9/99 (d)	Falcons	20–18	A	12/12/99	49ers	26–7	SF
10/19/69	Falcons	21–7	SF	11/20/83	Falcons	28–24	A	1/3/00	Falcons	34–29	A	9/3/00	Falcons	36–28	A
10/4/70	Falcons	21–0	A	9/30/84	49ers	14–5	SF	11/19/00	49ers	16–6	SF	9/9/01	49ers	16–13 (OT)	SF
12/06/70	49ers	24–20	SF	12/2/84	49ers	35–17	A	10/14/01	49ers	37–31 (OT)	A	9/12/04	Falcons	21–19	SF
9/19/71	Falcons	20–17	A	9/15/85	49ers	35–16	SF	11/4/07	Falcons	20–16	A	10/11/09	Falcons	45–10	SF
12/12/71	49ers	24–3	SF	10/6/85	49ers	38–17	A	10/3/10	Falcons	16–14	A	1/20/13 (c)	49ers	28–24	A
10/29/72	49ers	49–14	A	10/19/86	Tie	10–10 (OT)	A	12/23/13	49ers	34–24	SF	11/8/15	49ers	17–16	SF
12/10/72	49ers	20–0	SF	11/23/86	49ers	20–0	SF	12/18/16	Falcons	41–13	A				
10/7/73	49ers	13–9	A	10/11/87	49ers	25–17	A								
10/28/73	Falcons	17–3	SF	12/20/87	49ers	35–7	SF								
9/22/74	49ers	16–10	A	9/18/88	Falcons	34–17	SF								
11/24/74	49ers	27–0	SF	12/4/88	49ers	13–3	A								
10/12/75	Falcons	17–3	SF	11/12/89	49ers	45–3	SF								
12/14/75	Falcons	31–9	A	12/3/89	49ers	23–10	A								
10/23/76	49ers	15–0	SF	9/23/90	49ers	19–13	SF								
11/14/76	Falcons	21–16	A	10/14/90	49ers	45–35	A								
10/9/77	Falcons	7–0	SF	10/13/91	Falcons	39–34	SF								
11/6/77	49ers	10–3	A	11/3/91	Falcons	17–14	A								
10/22/78	Falcons	20–17	SF	10/18/92	49ers	56–17	SF								
11/5/78	Falcons	21–10	A	11/9/92	49ers	41–3	A								
10/21/79	49ers	20–15	SF	9/19/93	49ers	37–30	SF								
12/16/79	Falcons	31–21	A	12/11/93	Falcons	27–24	A								

(d) – NFC Divisional Playoff

(c) – NFC Championship Game

Record: At Levi's Stadium: (1–0) **Georgia Dome:** (6–9) **Points:** At Levi's Stadium: (17–16) **Georgia Dome:** (405–352)



BALTIMORE RAVENS

Overall: 2-4

Home: 2-1

Away: 0-2

Neutral: 0-1

Date	Win	Score	Location	Date	Win	Score	Location	Date	Win	Score	Location
11/17/96	49ers	38-20	SF	10/7/07	Ravens	9-7	SF	2/3/13 (s)	Ravens	34-31	NO
11/30/03	Ravens	44-6	B	11/24/11	Ravens	16-6	B	10/18/15	49ers	25-20	SF

(s) – Super Bowl XLVII

(NO) – Mercedes-Benz Superdome (New Orleans, LA)

Record: At Levi's Stadium: (1-0)

M&T Bank Stadium: (0-2)

Points: At Levi's Stadium: (25-20)

M&T Bank Stadium: (12-60)



BUFFALO BILLS

Overall: 6-6

Home: 4-3

Away: 2-3

Date	Win	Score	Location	Date	Win	Score	Location	Date	Win	Score	Location
9/24/72	Bills	27-20	B	9/13/92	Bills	34-31	SF	12/26/04	Bills	41-7	SF
12/21/80	Bills	18-13	SF	10/17/99	49ers	27-17	SF	11/30/08	49ers	10-3	B
12/11/83	49ers	23-10	B	10/4/98	Bills	26-21	B	10/7/12	49ers	45-3	SF
12/17/89	49ers	21-10	SF	12/2/01	49ers	35-0	SF	10/16/16	Bills	45-16	B

Record: At Levi's Stadium: (0-0)

New Era Field: (2-2)

Points: At Levi's Stadium: (0-0)

New Era Field: (70-84)



CAROLINA PANTHERS

Overall: 8-12

Home: 3-6

Away: 5-6

Date	Win	Score	Location	Date	Win	Score	Location	Date	Win	Score	Location
11/5/95	Panthers	13-7	SF	12/6/98	49ers	31-28 (OT)	C	11/14/04	Panthers	37-27	SF
12/10/95	49ers	31-10	C*	10/17/99	Panthers	31-29	SF	12/2/07	Panthers	31-14	C
9/22/96	Panthers	23-7	C	12/18/99	Panthers	41-24	C	10/24/10	Panthers	23-20	C
12/8/96	Panthers	30-24	SF	9/10/00	Panthers	38-22	SF	11/10/13	Panthers	10-9	SF
9/29/97	49ers	34-21	C	10/22/00	Panthers	34-16	C	1/12/14 (d)	49ers	23-10	C
11/16/97	49ers	27-19	SF	10/7/01	49ers	24-14	SF	9/18/16	Panthers	46-27	C
11/8/98	49ers	25-23	SF	11/18/01	49ers	25-22 (OT)	C				

* Clemson, SC

(d) – NFC Divisional Playoff

Record: At Levi's Stadium: (0-0)

Bank of America Stadium: (4-6)

Points: At Levi's Stadium: (0-0)

Bank of America Stadium: (221-279)



CHICAGO BEARS

Overall: 33-31-1

Home: 22-13

Away: 11-18-1

Date	Win	Score	Location	Date	Win	Score	Location	Date	Win	Score	Location
9/24/50	Bears	32-20	SF	11/19/61	49ers	41-31	SF	9/13/81	49ers	28-17	SF
11/19/50	Bears	17-0	C	9/16/62	Bears	30-14	SF	11/27/83	Bears	13-3	C
10/21/51	Bears	13-7	C	10/14/62	49ers	34-27	C	1/6/85 (c)	49ers	23-0	SF
10/19/52	49ers	40-16	C	10/20/63	49ers	20-14	SF	10/13/85	Bears	26-10	SF
11/2/52	Bears	20-17	SF	12/8/63	Bears	27-7	C	12/14/87	49ers	41-0	SF
10/18/53	49ers	35-28	C	10/4/64	49ers	31-21	SF	10/24/88	Bears	10-9	C
11/1/53	49ers	24-14	SF	11/22/64	Bears	23-21	C	1/8/89 (c)	49ers	28-3	C
10/17/54	49ers	31-24	C	9/19/65	49ers	52-24	SF	12/24/89	49ers	26-0	SF
10/31/54	Bears	31-27	SF	12/12/65	Bears	61-20	C	12/23/91	49ers	52-14	SF
10/9/55	49ers	20-19	C	11/13/66	Tie	30-30	C	1/7/95 (d)	49ers	44-15	SF
10/23/55	Bears	34-23	SF	12/11/66	49ers	41-14	SF	12/17/00	49ers	17-0	SF
10/14/56	Bears	31-7	C	12/3/67	Bears	28-14	SF	10/28/01	Bears	37-31 (OT)	C
10/28/56	Bears	38-21	SF	11/10/68	Bears	27-19	C	9/7/03	49ers	49-7	SF
10/13/57	49ers	21-17	C	12/6/69	49ers	42-21	SF	10/31/04	Bears	23-13	C
10/27/57	49ers	21-17	SF	11/8/70	49ers	37-16	C	11/13/05	Bears	17-9	C
10/12/58	Bears	28-6	C	10/17/71	49ers	13-0	SF	10/29/06	Bears	41-10	C
10/26/58	Bears	27-14	SF	11/19/72	49ers	34-21	C	11/12/09	49ers	10-6	SF
10/25/59	49ers	20-17	SF	11/17/74	49ers	34-0	C	11/19/12	49ers	32-7	SF
11/15/59	Bears	14-3	C	11/16/75	49ers	31-3	SF	9/14/14	Bears	28-20	SF
10/16/60	Bears	27-10	C	9/19/76	Bears	19-12	SF	12/6/15	49ers	26-20 (OT)	C
10/30/60	49ers	25-7	SF	9/10/78	Bears	16-13	SF	12/4/16	Bears	26-6	C
10/22/61	Bears	31-0	C	10/28/79	Bears	28-27	SF				

(c) – NFC Championship


(d) – NFC Divisional Playoff

Record: At Levi's Stadium: (0-1)

Soldier Field: (4-7)

Points: At Levi's Stadium: (20-28)

Soldier Field: (203-211)


 CINCINNATI BENGALS				Overall: 11–4				Home: 5–2				Away: 4–2				Neutral: 2–0			
Date	Win	Score	Location	Date	Win	Score	Location	Date	Win	Score	Location	Date	Win	Score	Location	Date	Win	Score	Location
9/29/74	Bengals	21–3	SF	9/20/87	49ers	27–26	C	12/5/99	Bengals	44–30	C	12/14/03	Bengals	41–38	C				
10/1/78	49ers	28–12	SF	1/22/89	49ers (s)	20–16	M	12/15/07	49ers	20–13	SF	9/25/11	49ers	13–8	C				
12/6/81	49ers	21–3	C	12/9/90	49ers	20–17 (OT)	C	12/20/15	Bengals	24–14	SF								
1/24/82	49ers (s)	26–21	D	12/5/93	49ers	21–8	SF												
11/4/84	49ers	23–17	SF	10/20/96	49ers	28–21	SF												

(s) – Super Bowl XVI & XXIII


(D) – Pontiac Silverdome (Pontiac, MI)

(M) – Joe Robbie Stadium (Miami, FL)

Record: At Levi's Stadium: (0–1)	Paul Brown Stadium: (1–1)	Points: At Levi's Stadium: (14–24)	Paul Brown Stadium: (51–49)
---	----------------------------------	---	------------------------------------

 CLEVELAND BROWNS				Overall: 7–12				Home: 5–5				Away: 2–7			
Date	Win	Score	Location	Date	Win	Score	Location	Date	Win	Score	Location	Date	Win	Score	Location
11/12/50	Browns	34–14	C	9/27/70	49ers	34–31	SF	9/13/93	Browns	23–13	C	9/21/03	Browns	13–12	SF
9/30/51	49ers	24–10	SF	12/1/74	Browns	7–0	C	12/30/07	Browns	20–7	C	10/30/11	49ers	20–10	SF
11/15/53	Browns	23–21	C	9/3/78	Browns	24–7	C	12/13/15	Browns	24–10	C				
10/2/55	Browns	38–3	SF	11/15/81	Browns	15–12	SF								
11/29/59	49ers	21–20	C	11/11/84	49ers	41–7	C								
12/15/62	Browns	13–10	SF	11/29/87	49ers	38–24	SF								
11/3/68	Browns	33–21	SF	10/28/90	49ers	20–17	SF								


Record: At Levi's Stadium: (0–0)	FirstEnergy Stadium: (0–2)	Points: At Levi's Stadium: (0–0)	FirstEnergy Stadium: (17–44)
---	-----------------------------------	---	-------------------------------------

 DALLAS COWBOYS				Overall: 17–17–1				Home: 9–9				Away: 8–8–1			
Date	Win	Score	Location	Date	Win	Score	Location	Date	Win	Score	Location	Date	Win	Score	Location
11/20/60	49ers	26–14	D	10/12/80	Cowboys	59–14	D	11/12/95	49ers	38–20	D	11/10/96	Cowboys	20–17 (OT)	SF
11/10/63	49ers	31–24	SF	10/11/81	49ers	45–14	SF	11/2/97	49ers	17–10	SF	9/24/00	49ers	41–24	D
11/7/65	Cowboys	39–31	D	1/10/82 (c)	49ers	28–27	SF	12/30/01	Cowboys	27–21	D	12/8/02	49ers	31–27	D
12/16/67	49ers	24–16	SF	12/19/83	49ers	42–17	SF	9/25/05	Cowboys	34–31	SF	11/23/08	Cowboys	35–22	D
11/27/69	Tie	24–24	D	12/22/85	49ers	31–16	SF	9/18/11	Cowboys	27–24 (OT)	SF	9/7/14	49ers	28–17	D
1/3/71 (c)	Cowboys	17–10	SF	10/15/89	49ers	31–14	D	10/2/16	Cowboys	24–17	SF				
1/2/72 (c)	Cowboys	14–3	D	11/11/90	49ers	24–6	D								
11/23/72	49ers	31–10	D	1/17/93 (c)	Cowboys	30–20	SF								
12/23/72 (d)	Cowboys	30–28	SF	10/17/93	Cowboys	26–17	D								
11/10/74	Cowboys	20–14	D	1/23/94 (c)	Cowboys	38–21	D								
12/12/77	Cowboys	42–35	SF	11/13/94	49ers	21–14	SF								
9/9/79	Cowboys	21–13	SF	1/15/95 (c)	49ers	38–28	SF								

(c) – NFC Championship

(d) – NFC Divisional Playoff

Record: At Levi's Stadium: (0–1)	AT&T Stadium: (1–0)	Points: At Levi's Stadium: (17–24)	AT&T Stadium: (28–17)
---	--------------------------------	---	----------------------------------

 DENVER BRONCOS				Overall: 7–7				Home: 4–3				Away: 2–4				Neutral: 1–0			
Date	Win	Score	Location	Date	Win	Score	Location	Date	Win	Score	Location	Date	Win	Score	Location	Date	Win	Score	Location
10/25/70	49ers	19–14	SF	10/9/88	Broncos	16–13 (OT)	SF	9/15/02	Broncos	24–14	SF	12/31/06	49ers	26–23 (OT)	D				
9/23/73	49ers	36–34	D	1/28/90 (s)	49ers	55–10	NO	10/31/10	49ers	24–16	London	10/19/14	Broncos	42–17	D				
11/18/79	Broncos	38–28	SF	12/17/94	49ers	42–19	SF												
9/19/82	Broncos	24–21	D	12/15/97	49ers	34–17	SF												
11/11/85	Broncos	17–16	D	12/23/00	Broncos	38–9	D												

(s) – Super Bowl XXIV

(NO) – Superdome (New Orleans, LA)

Record: At Levi's Stadium: (0–0)	Sports Authority Field at Mile High: (1–1)	Points: At Levi's Stadium: (0–0)	Sports Authority Field at Mile High: (43–65)
---	---	---	---



DETROIT LIONS

Overall: 37–28–1

Home: 23–10–1

Away: 14–18

Date	Win	Score	Location	Date	Win	Score	Location	Date	Win	Score	Location
10/8/50	Lions	24–7	D	11/6/60	Lions	24–0	SF	12/17/78	Lions	33–14	P
10/22/50	49ers	28–27	SF	10/1/61	49ers	49–0	D	11/2/80	Lions	17–13	P
12/2/51	49ers	20–10	D	11/5/61	Tie	20–20	SF	9/6/81	Lions	24–17	P
12/16/51	49ers	21–17	SF	9/23/62	Lions	45–24	D	12/31/83 (d)	49ers	24–23	SF
9/28/52	49ers	17–3	SF	11/11/62	Lions	38–24	SF	9/2/84	49ers	30–27	P
10/12/52	49ers	28–0	D	10/6/63	Lions	26–3	D	10/20/85	Lions	23–21	P
10/11/53	Lions	24–21	D	11/3/63	Lions	45–7	SF	10/2/88	49ers	20–13	SF
10/25/53	Lions	14–10	SF	9/13/64	Lions	26–17	SF	10/20/91	49ers	35–3	SF
10/24/54	49ers	37–31	SF	12/13/64	Lions	24–7	D	12/28/92	49ers	24–6	SF
11/14/54	Lions	48–7	D	11/14/65	49ers	27–21	D	12/19/93	49ers	55–17	P
10/16/55	49ers	27–24	D	12/5/65	49ers	17–14	SF	10/9/94	49ers	27–14	P
10/30/55	49ers	38–21	SF	10/23/66	49ers	27–24	SF	9/25/95	Lions	27–24	P
10/21/56	Lions	20–17	D	11/24/66	49ers	41–14	D	12/23/96	49ers	24–14	SF
11/4/56	Lions	17–13	SF	10/29/67	Lions	45–3	SF	12/14/98	49ers	35–13	SF
11/3/57	49ers	35–31	SF	10/27/68	49ers	14–7	D	11/4/01	49ers	21–13	SF
11/17/57	Lions	31–10	D	11/2/69	Lions	26–14	SF	10/5/03	49ers	24–17	SF
12/22/57 (d)	Lions	31–27	SF	11/22/70	Lions	28–7	D	11/12/06	49ers	19–13	D
11/2/58	49ers	24–21	SF	12/19/71	49ers	31–27	SF	9/21/08	49ers	31–13	SF
11/16/58	Lions	35–21	D	11/4/73	Lions	30–20	D	12/27/09	49ers	20–6	SF
10/18/59	49ers	34–13	D	10/14/74	Lions	17–13	D	10/16/11	49ers	25–19	D
11/1/59	49ers	33–7	SF	11/2/75	Lions	28–17	SF	9/16/12	49ers	27–19	SF
10/9/60	49ers	14–10	D	10/23/77	49ers	28–7	SF	12/27/15	Lions	32–17	D

(d) – NFC Divisional Playoff

(D) – Detroit

(P) – Pontiac

Record: At Levi's Stadium: (0–0)

Ford Field: (2–1)

Points: At Levi's Stadium: (0–0)

Ford Field: (61–64)



GREEN BAY PACKERS

Overall: 30–35–1

Home: 18–12–1

Away: 12–23

Date	Win	Score	Location	Date	Win	Score	Location	Date	Win	Score	Location
11/26/50	Packers	25–21	GB	10/21/62	Packers	31–13	M	12/6/87	49ers	23–12	GB
12/10/50	49ers	30–14	SF	12/9/62	Packers	31–21	SF	11/19/89	Packers	21–17	SF
12/9/51	49ers	31–19	SF	11/24/63	Packers	28–10	M	11/4/90	49ers	24–20	GB
12/14/52	49ers	24–14	SF	12/14/63	Packers	21–17	SF	1/6/96 (d)	Packers	27–17	SF
11/22/53	49ers	37–7	M	10/11/64	Packers	24–14	M	10/14/96	Packers	23–20 (OT)	GB
12/6/53	49ers	48–14	SF	11/15/64	49ers	24–14	SF	1/4/97 (d)	Packers	35–14	GB
10/10/54	49ers	23–17	M	10/10/65	Packers	27–10	GB	1/11/98 (c)	Packers	23–10	SF
12/5/54	49ers	35–0	SF	12/19/65	Tie	24–24	SF	11/1/98	Packers	36–22	GB
11/20/55	Packers	27–21	M	10/9/66	49ers	21–20	SF	1/3/99 (w)	49ers	30–27	SF
12/4/55	Packers	28–7	SF	12/4/66	Packers	20–7	M	11/29/99	Packers	20–3	SF
11/18/56	49ers	17–16	GB	11/19/67	Packers	13–0	GB	10/15/00	Packers	31–28	GB
12/8/56	49ers	38–20	SF	12/1/68	49ers	27–20	SF	1/13/02 (w)	Packers	25–15	GB
10/20/57	49ers	24–14	M	9/28/69	Packers	14–7	M	12/15/02	Packers	20–14	SF
12/15/57	49ers	27–20	SF	11/1/70	49ers	26–10	SF	11/23/03	Packers	20–10	GB
11/23/58	49ers	33–12	M	11/5/72	Packers	34–24	M	12/10/06	Packers	30–19	SF
12/7/58	49ers	48–21	SF	11/26/73	49ers	20–6	SF	11/22/09	Packers	30–24	GB
10/11/59	Packers	21–20	GB	12/8/74	49ers	7–6	SF	12/5/10	Packers	34–16	GB
12/13/59	Packers	36–14	SF	9/12/76	49ers	26–14	GB	9/9/12	49ers	30–22	GB
10/23/60	Packers	41–14	M	12/18/77	Packers	16–14	M	1/12/13 (d)	49ers	45–31	SF
12/10/60	Packers	13–0	SF	11/9/80	Packers	23–16	M	9/8/13	49ers	34–28	SF
9/24/61	Packers	30–10	GB	10/18/81	49ers	13–3	M	1/5/14 (w)	49ers	23–20	GB
12/10/61	49ers	22–21	SF	10/26/86	49ers	31–17	M	10/4/15	Packers	17–3	SF

(c) – NFC Championship

(d) – NFC Divisional Playoff

(w) – Wild Card Game

(M) – Milwaukee

(GB) – Green Bay

Record: At Levi's Stadium: (0–1)

Lambeau Field: (5–12)

Points: At Levi's Stadium: (3–17)

Lambeau Field: (315–413)



HOUSTON TEXANS

Overall: 2–1

Home: 2–0

Away: 0–1


Date	Win	Score	Location	Date	Win	Score	Location	Date	Win	Score	Location
1/1/06	49ers	20–17 (OT)	SF	10/25/09	Texans	24–21	H	10/6/13	49ers	34–3	SF

Record: At Levi's Stadium: (0–0)

NRG Stadium: (0–1)

Points: At Levi's Stadium: (0–0)


NRG Stadium: (21–24)

 INDIANAPOLIS COLTS				Overall: 18–25				Home: 11–11				Away: 7–14			
<u>Date</u>	<u>Win</u>	<u>Score</u>	<u>Location</u>	<u>Date</u>	<u>Win</u>	<u>Score</u>	<u>Location</u>	<u>Date</u>	<u>Win</u>	<u>Score</u>	<u>Location</u>	<u>Date</u>	<u>Win</u>	<u>Score</u>	<u>Location</u>
11/29/53	49ers	38–21	B	12/18/60	49ers	34–10	SF	9/15/68	Colts	27–10	B				
12/13/53	49ers	45–14	SF	12/3/61	Colts	20–17	B	10/13/68	Colts	42–14	SF				
11/28/54	Colts	17–13	B	12/16/61	Colts	27–24	SF	10/26/69	49ers	24–21	B				
12/11/54	49ers	10–7	SF	10/7/62	49ers	21–13	B	11/16/69	49ers	20–17	SF				
11/27/55	Colts	26–14	B	11/4/62	Colts	22–3	SF	11/12/72	49ers	24–21	SF				
12/11/55	49ers	35–24	SF	9/22/63	Colts	20–14	SF	10/5/86	49ers	35–14	SF				
12/2/56	49ers	20–17	B	10/13/63	Colts	20–3	B	9/10/89	49ers	30–24	I				
12/16/56	49ers	30–17	SF	11/1/64	Colts	37–7	B	10/15/95	Colts	18–17	I				
11/24/57	Colts	27–21	B	11/29/64	Colts	14–3	SF	10/18/98	49ers	34–31	SF				
12/8/57	49ers	17–13	SF	10/3/65	Colts	27–24	B	11/25/01	49ers	40–21	I				
11/30/58	Colts	35–27	B	10/31/65	Colts	34–28	SF	10/9/05	Colts	28–3	SF				
12/14/58	49ers	21–12	SF	9/25/66	Colts	36–14	B	11/1/09	Colts	18–14	I				
11/22/59	Colts	45–14	B	12/18/66	Colts	30–14	SF	9/22/13	Colts	27–7	SF				
12/5/59	Colts	34–14	SF	10/1/67	Colts	41–7	B								
11/27/60	49ers	30–22	B	11/26/67	Colts	26–9	SF								


(B) – Baltimore

(I) – Indianapolis

Record: At Levi's Stadium: (0–0)	Lucas Oil Stadium: (0–1)	Points: At Levi's Stadium: (0–0)	Lucas Oil Stadium: (14–18)
---	---------------------------------	---	-----------------------------------

 JACKSONVILLE JAGUARS				Overall: 2–2				Home: 1–0				Away: 1–2			
<u>Date</u>	<u>Win</u>	<u>Score</u>	<u>Location</u>	<u>Date</u>	<u>Win</u>	<u>Score</u>	<u>Location</u>	<u>Date</u>	<u>Win</u>	<u>Score</u>	<u>Location</u>	<u>Date</u>	<u>Win</u>	<u>Score</u>	<u>Location</u>
9/12/99	Jaguars	41–3	J	11/29/09	49ers	20–3	SF	10/27/13	49ers	42–10	London				
12/18/05	Jaguars	10–9	J												

Record: At Levi's Stadium: (0–0)	EverBank Field: (0–2)	Points: At Levi's Stadium: (0–0)	EverBank Field: (12–51)
---	------------------------------	---	--------------------------------

 KANSAS CITY CHIEFS				Overall: 7–5				Home: 5–1				Away: 2–4			
<u>Date</u>	<u>Win</u>	<u>Score</u>	<u>Location</u>	<u>Date</u>	<u>Win</u>	<u>Score</u>	<u>Location</u>	<u>Date</u>	<u>Win</u>	<u>Score</u>	<u>Location</u>	<u>Date</u>	<u>Win</u>	<u>Score</u>	<u>Location</u>
12/6/71	Chiefs	26–17	SF	12/14/91	49ers	28–14	SF	11/10/02	49ers	17–13	SF				
10/5/75	49ers	20–3	KC	9/11/94	Chiefs	24–17	KC	10/1/06	Chiefs	41–0	KC				
12/26/82	49ers	26–13	KC	11/30/97	Chiefs	44–9	KC	9/26/10	Chiefs	31–10	KC				
11/17/85	49ers	31–3	SF	11/12/00	49ers	21–7	SF	10/5/14	49ers	22–17	SF				

Record: At Levi's Stadium: (1–0)	Arrowhead Stadium: (2–4)	Points: At Levi's Stadium: (22–17)	Arrowhead Stadium: (82–156)
---	---------------------------------	---	------------------------------------



LOS ANGELES RAMS

Overall: 68-64-3

Home: 34-32-2

Away: 34-32-1

Date	Win	Score	Location	Date	Win	Score	Location	Date	Win	Score	Location
10/1/50	Rams	35-14	SF	12/4/72	Rams	26-16	SF	11/20/94	49ers	31-27	SF
11/5/50	Rams	28-21	LA	9/30/73	Rams	40-20	SF	10/22/95	49ers	44-10	SLB
10/28/51	49ers	44-17	SF	11/18/73	Rams	31-13	LA	11/26/95	49ers	41-13	SF
11/4/51	Rams	23-16	LA	10/20/74	Rams	37-14	LA	9/8/96	49ers	34-0	SF
11/23/52	Rams	35-9	LA	11/4/74	Rams	15-13	SF	10/6/96	49ers	28-11	SL
11/30/52	Rams	34-21	SF	9/28/75	Rams	23-14	SF	9/7/97	49ers	30-10	SL
10/4/53	49ers	31-30	SF	11/9/75	49ers	24-23	LA	10/12/97	49ers	15-12	SF
11/8/53	49ers	31-27	LA	10/11/76	49ers	16-0	LA	10/25/98	49ers	28-10	SL
10/3/54	Tie	24-24	LA	11/21/76	Rams	23-3	SF	12/27/98	49ers	38-19	SF
11/7/54	Rams	42-34	SF	10/2/77	Rams	34-14	LA	10/10/99	Rams	42-20	SL
09/25/55	Rams	23-14	SF	11/20/77	Rams	23-10	SF	11/21/99	Rams	23-7	SF
11/6/55	Rams	27-14	LA	10/8/78	Rams	27-10	LA	9/17/00	Rams	41-24	SL
10/7/56	49ers	33-30	SF	11/19/78	Rams	31-28	SF	10/29/00	Rams	34-24	SF
11/11/56	Rams	30-6	LA	9/16/79	Rams	27-24	LA	9/23/01	Rams	30-26	SF
10/6/57	49ers	23-20	SF	11/25/79	Rams	26-20	SF	12/9/01	Rams	27-14	SL
11/10/57	Rams	37-24	LA	10/5/80	Rams	48-26	A	10/6/02	49ers	37-13	SF
10/5/58	Rams	33-3	SF	10/19/80	Rams	31-17	SF	12/30/02	Rams	31-20	SL
11/9/58	Rams	56-7	LA	10/25/81	49ers	20-17	SF	9/14/03	Rams	27-24 (OT)	SL
10/4/59	49ers	34-0	SF	11/22/81	49ers	33-31	A	11/2/03	49ers	30-10	SF
11/8/59	49ers	24-16	LA	12/2/82	49ers	30-24	A	10/3/04	Rams	24-14	SF
10/2/60	49ers	13-9	SF	1/2/83	Rams	21-20	SF	12/5/04	Rams	16-6	SL
12/4/60	49ers	23-7	LA	10/9/83	Rams	10-7	SF	9/11/05	49ers	28-25	SF
10/8/61	49ers	35-0	SF	10/23/83	49ers	45-35	A	12/24/05	49ers	24-20	SL
11/12/61	Rams	17-7	LA	10/28/84	49ers	33-0	A	9/17/06	49ers	20-13	SF
10/27/62	Rams	28-14	SF	12/14/84	49ers	19-16	SF	11/26/06	Rams	20-17	SL
11/18/62	49ers	24-17	LA	10/27/85	49ers	28-14	A	9/16/07	49ers	17-16	SL
10/27/63	Rams	28-21	LA	12/9/85	Rams	27-20	SF	11/18/07	Rams	13-9	SF
12/1/63	Rams	21-17	SF	9/14/86	Rams	16-13	A	11/16/08	49ers	35-16	SF
10/18/64	Rams	42-14	LA	12/19/86	49ers	24-14	SF	12/21/08	49ers	17-16	SL
12/6/64	49ers	28-7	SF	11/1/87	49ers	31-10	A	10/4/09	49ers	35-0	SF
10/17/65	49ers	45-21	LA	12/27/87	49ers	48-0	SF	1/3/10	49ers	28-6	SL
11/21/65	49ers	30-27	SF	10/16/88	49ers	24-21	A	11/14/10	49ers	23-20 (OT)	SF
9/30/66	Rams	34-3	LA	12/18/88	Rams	38-16	SF	12/26/10	Rams	25-17	SL
11/6/66	49ers	21-13	SF	10/1/89	Rams	13-12	SF	12/4/11	49ers	26-0	SF
10/8/67	49ers	27-24	LA	12/11/89	49ers	30-27	A	1/1/12	49ers	34-27	SL
11/5/67	Rams	17-7	SF	1/14/90 (c)	49ers	30-3	SF	11/11/12	Tie	24-24 (OT)	SF
10/6/68	Rams	24-10	LA	11/25/90	Rams	28-17	SF	12/2/12	Rams	16-13 (OT)	SL
11/17/68	Tie	20-20	SF	12/17/90	49ers	26-10	A	9/26/13	49ers	35-11	SL
10/12/69	Rams	27-21	SF	9/22/91	49ers	27-10	SF	12/1/13	49ers	23-13	SF
11/9/69	Rams	41-30	LA	11/25/91	49ers	33-10	A	10/13/14	49ers	31-17	SL
10/11/70	49ers	20-6	LA	10/4/92	49ers	27-24	SF	11/2/14	Rams	13-10	SF
11/29/70	Rams	30-13	SF	11/22/92	49ers	27-10	A	11/1/15	Rams	27-6	SL
10/10/71	Rams	20-13	SF	10/31/93	49ers	40-17	SF	1/3/16	49ers	19-16 (OT)	SF
11/21/71	Rams	17-6	LA	11/28/93	49ers	35-10	A	9/12/16	49ers	28-0	SF
10/8/72	Rams	31-7	LA	9/18/94	49ers	34-19	A	12/24/16	49ers	22-21	LA

(c) - NFC Championship Game

(LA) = Los Angeles

(A) = Anaheim

(SL) = St. Louis

(SLB) = Busch Memorial Stadium

Record: At Levi's Stadium: (2-1)

LA Memorial Coliseum: (10-20-1)

Points: At Levi's Stadium: (57-29)

LA Memorial Coliseum: (550-812)



MIAMI DOLPHINS

Overall: 6-7

Home: 3-3

Away: 2-4

Neutral: 1-0

Date	Win	Score	Location	Date	Win	Score	Location	Date	Win	Score	Location
9/16/73	Dolphins	21-13	M	9/28/86	49ers	31-16	M	12/14/08	Dolphins	14-9	M
9/25/77	Dolphins	19-15	SF	12/6/92	49ers	27-3	SF	12/9/12	49ers	27-13	SF
11/16/80	Dolphins	17-13	M	11/20/95	49ers	44-20	M	11/27/16	Dolphins	31-24	M
11/6/83	Dolphins	20-17	SF	12/16/01	49ers	21-0	SF				
1/20/85 (s)	49ers	38-16	ST	11/28/04	Dolphins	24-17	SF				


(s) - Super Bowl XIX (Stanford, CA)

Record: At Levi's Stadium: (0-0)

Hard Rock Stadium: (1-2)


Points: At Levi's Stadium: (0-0)

Hard Rock Stadium: (77-65)

 MINNESOTA VIKINGS				Overall: 23–22–1				Home: 14–8–1				Away: 9–14			
Date	Win	Score	Location	Date	Win	Score	Location	Date	Win	Score	Location	Date	Win	Score	Location
10/15/61	49ers	38–24	M	11/7/71	49ers	13–9	M	9/15/91	Vikings	17–14	M				
11/26/61	49ers	38–28	SF	12/16/72	49ers	20–17	SF	12/13/92	49ers	20–17	M				
9/30/62	49ers	21–7	SF	10/14/73	Vikings	17–13	SF	10/3/93	49ers	38–19	SF				
12/2/62	49ers	35–12	M	9/21/75	Vikings	27–17	M	12/26/94	Vikings	21–14	M				
9/15/63	Vikings	24–20	SF	11/29/76	49ers	20–16	SF	12/18/95	49ers	37–30	SF				
9/29/63	Vikings	45–14	M	12/4/77	Vikings	28–27	M	12/7/97	49ers	28–17	SF				
10/25/64	Vikings	27–22	SF	9/27/79	Vikings	28–22	M	1/3/98 (d)	49ers	38–22	SF				
11/8/64	Vikings	24–7	M	9/8/83	49ers	48–17	M	10/24/99	Vikings	40–16	M				
10/24/65	Vikings	42–41	SF	12/8/84	49ers	51–7	SF	9/28/03	Vikings	35–7	M				
11/28/65	49ers	45–24	M	9/8/85	Vikings	28–21	M	11/5/06	49ers	9–3	SF				
9/11/66	Tie	20–20	SF	10/12/86	Vikings	27–24 (OT)	SF	12/9/07	Vikings	27–7	SF				
10/30/66	Vikings	28–3	M	1/9/88 (d)	Vikings	36–24	SF	9/27/09	Vikings	27–24	M				
9/17/67	49ers	27–21	M	10/30/88	49ers	24–21	SF	9/23/12	Vikings	24–13	M				
12/8/68	Vikings	30–20	SF	1/1/89 (d)	49ers	34–9	SF	9/14/15	49ers	20–3	SF				
12/14/69	Vikings	10–7	M	1/6/90 (d)	49ers	41–13	SF								
12/27/70 (d)	49ers	17–14	M	12/30/90	49ers	20–17	M								


(d) – NFC Divisional Playoff

Record: At Levi's Stadium: (1–0)	Metrodome: (3–7)	Points: At Levi's Stadium: (20–3)	Metrodome: (197–243)
---	-------------------------	--	-----------------------------

 NEW ENGLAND PATRIOTS				Overall: 8–5				Home: 4–2				Away: 4–3			
Date	Win	Score	Location	Date	Win	Score	Location	Date	Win	Score	Location	Date	Win	Score	Location
10/31/71	49ers	27–10	SF	10/22/89	49ers	37–20	S	10/5/08	Patriots	30–21	SF				
10/26/75	Patriots	24–16	NE	10/11/92	49ers	24–12	NE	12/16/12	49ers	41–34	NE				
11/30/80	49ers	21–17	SF	9/17/95	49ers	28–3	SF	11/20/16	Patriots	30–17	SF				
10/2/83	49ers	33–13	NE	12/20/98	Patriots	24–21	NE								
12/14/86	49ers	29–24	NE	1/2/05	Patriots	21–7	NE								


(S) – Stanford, CA

Record: At Levi's Stadium: (0–1)	Gillette Stadium: (1–1)	Points: At Levi's Stadium: (17–30)	Gillette Stadium: (48–55)
---	--------------------------------	---	----------------------------------

 NEW ORLEANS SAINTS				Overall: 48–26–2				Home: 23–12–2				Away: 25–14			
Date	Win	Score	Location	Date	Win	Score	Location	Date	Win	Score	Location	Date	Win	Score	Location
10/22/67	49ers	27–13	SF	11/28/82	Saints	23–20	SF	10/29/95	Saints	11–7	SF				
11/23/69	Saints	43–38	NO	10/16/83	49ers	32–13	NO	9/1/96	49ers	27–11	SF				
10/18/70	Tie	20–20	SF	11/13/83	49ers	27–0	SF	11/3/96	49ers	24–17	NO				
12/13/70	49ers	38–27	NO	09/16/84	49ers	30–20	SF	9/14/97	49ers	33–7	SF				
9/26/71	49ers	38–20	NO	11/25/84	49ers	35–3	NO	10/26/97	49ers	23–0	NO				
11/14/71	Saints	26–20	SF	9/29/85	Saints	20–17	SF	10/11/98	49ers	31–0	NO				
10/1/72	49ers	37–2	NO	12/15/85	49ers	31–19	NO	11/22/98	49ers	31–20	SF				
10/22/72	Tie	20–20	SF	9/21/86	49ers	26–17	SF	09/19/99	49ers	28–21	SF				
10/21/73	49ers	40–0	SF	11/2/86	Saints	23–10	NO	11/14/99	Saints	24–6	NO				
12/9/73	Saints	16–10	NO	10/25/87	49ers	24–22	NO	11/5/00	Saints	31–15	NO				
9/15/73	49ers	17–13	NO	11/15/87	Saints	26–24	SF	12/10/00	Saints	31–27	SF				
12/15/74	49ers	35–21	SF	9/4/88	49ers	34–33	NO	11/11/01	49ers	28–27	SF				
10/19/75	49ers	35–21	SF	12/11/88	49ers	30–17	SF	1/6/02	49ers	38–0	NO				
11/23/75	49ers	16–6	NO	10/8/89	49ers	24–20	NO	10/20/02	Saints	35–27	NO				
10/17/76	49ers	33–3	SF	11/6/89	49ers	31–13	SF	9/19/04	Saints	30–27	NO				
12/12/76	49ers	27–7	NO	9/10/90	49ers	13–12	NO	12/3/06	Saints	34–10	NO				
11/13/77	49ers	10–7 (OT)	NO	12/23/90	Saints	13–10	SF	10/28/07	Saints	31–10	SF				
11/27/77	49ers	20–17	SF	11/10/91	Saints	10–3	NO	9/28/08	Saints	31–17	NO				
10/15/78	Saints	14–7	SF	12/1/91	49ers	38–24	SF	9/20/10	Saints	25–22	SF				
12/3/78	Saints	24–13	NO	9/27/92	49ers	16–10	NO	1/14/12 (d)	49ers	36–32	SF				
9/23/79	Saints	30–21	SF	11/15/92	49ers	21–20	SF	11/25/12	49ers	31–21	NO				
11/11/79	Saints	31–20	NO	9/26/93	Saints	16–13	NO	11/17/13	Saints	23–20	NO				
9/7/80	49ers	26–23	NO	11/22/93	49ers	42–7	SF	11/9/14	49ers	27–24 (OT)	NO				
12/7/80	49ers	38–35 (OT)	SF	9/25/94	49ers	24–13	SF	11/6/16	Saints	41–23	SF				
9/27/81	49ers	21–14	SF	11/28/94	49ers	35–14	NO								
12/20/81	49ers	21–17	NO	9/3/95	49ers	24–22	NO								


(d) – NFC Divisional Playoff

Record: At Levi's Stadium: (0–1)	Superdome: (21–12)	Points: At Levi's Stadium: (23–41)	Superdome: (723–602)
---	---------------------------	---	-----------------------------


 NEW YORK GIANTS				Overall: 19–20				Home: 11–9				Away: 8–11			
Date	Win	Score	Location	Date	Win	Score	Location	Date	Win	Score	Location	Date	Win	Score	Location
11/9/52	Giants	23–14	NY	1/3/82 (d)	49ers	38–24	SF	1/15/94 (d)	49ers	44–3	SF				
9/30/56	Giants	38–21	SF	10/8/84	49ers	31–10	NY	10/1/95	49ers	20–6	SF				
12/1/57	49ers	27–17	NY	12/29/84 (d)	49ers	21–10	SF	11/30/98	49ers	31–7	SF				
9/25/60	Giants	21–19	SF	12/29/85 (w)	Giants	17–3	NY	9/5/02	49ers	16–13	NY				
11/17/63	Giants	48–14	NY	12/1/86	Giants	21–17	SF	1/5/03 (w)	49ers	39–38	SF				
10/20/68	49ers	26–10	NY	1/4/87 (d)	Giants	49–3	NY	11/6/05	Giants	24–6	SF				
10/15/72	Giants	23–17	SF	10/5/87	49ers	41–21	NY	10/21/07	Giants	33–15	NY				
12/21/75	Giants	26–23	SF	9/11/88	49ers	20–17	NY	10/19/08	Giants	29–17	NY				
10/16/77	Giants	20–17	NY	11/27/89	49ers	34–24	SF	11/13/11	49ers	27–20	SF				
9/24/78	Giants	27–10	NY	12/3/90	49ers	7–3	SF	1/22/12 (c)	Giants	20–17 (OT)	SF				
10/14/79	Giants	32–16	NY	1/20/91 (c)	Giants	15–13	SF	10/14/12	Giants	26–3	SF				
11/23/80	49ers	12–0	SF	9/2/91	Giants	16–14	NY	11/16/14	49ers	16–10	NY				
11/29/81	49ers	17–10	SF	9/6/92	49ers	31–14	NY	10/11/15	Giants	30–27	NY				

(d) – NFC Divisional Playoff (c) – NFC Championship Game (w) – Wild Card Game

Record: At Levi's Stadium: (0–0)	MetLife Stadium: (1–1)	Points: At Levi's Stadium: (0–0)	MetLife Stadium: (43–40)
---	-------------------------------	---	---------------------------------


 NEW YORK JETS				Overall: 10–3				Home: 4–2				Away: 6–1			
Date	Win	Score	Location	Date	Win	Score	Location	Date	Win	Score	Location	Date	Win	Score	Location
11/28/71	49ers	24–21	NY	10/29/89	49ers	23–10	NY	12/7/08	49ers	24–14	SF				
10/3/76	49ers	17–6	SF	9/20/92	49ers	31–14	NY	9/30/12	49ers	34–0	NY				
9/21/80	49ers	32–27	NY	9/6/98	49ers	36–30 (OT)	SF	12/11/16	Jets	23–17 (OT)	SF				
10/30/83	Jets	27–13	SF	10/1/01	49ers	19–17	NY								
12/7/86	49ers	24–10	SF	10/17/04	Jets	22–14	NY								

Record: At Levi's Stadium: (0–1)	MetLife Stadium: (1–0)	Points: At Levi's Stadium: (17–23)	MetLife Stadium: (34–0)
---	-------------------------------	---	--------------------------------

 OAKLAND RAIDERS				Overall: 6–7				Home: 3–4				Away: 3–3			
Date	Win	Score	Location	Date	Win	Score	Location	Date	Win	Score	Location	Date	Win	Score	Location
12/20/70	49ers	38–7	O	11/13/88	Raiders	9–3	SF	10/8/06	49ers	34–20	SF				
10/27/74	Raiders	35–24	SF	9/29/91	Raiders	12–6	LA	10/17/10	49ers	17–9	SF				
11/4/79	Raiders	23–10	O	9/5/94	49ers	44–14	SF	12/7/14	Raiders	24–13	O				
9/12/82	Raiders	23–17	SF	10/8/00	Raiders	34–28 (OT)	SF								
9/22/85	49ers	34–10	LA	11/3/02	49ers	23–20 (OT)	O								

(LA) = Los Angeles (O) = Oakland

Record: At Levi's Stadium: (0–0)	O.co Coliseum: (2–2)	Points: At Levi's Stadium: (0–0)	O.co Coliseum: (84–74)
---	-----------------------------	---	-------------------------------


 PHILADELPHIA EAGLES				Overall: 19–12–1				Home: 9–8				Away: 10–4–1			
Date	Win	Score	Location	Date	Win	Score	Location	Date	Win	Score	Location	Date	Win	Score	Location
10/6/51	Eagles	21–14	P	11/30/75	Eagles	27–17	P	12/22/01	49ers	13–3	SF				
9/27/51	49ers	31–21	SF	9/3/83	Eagles	22–17	SF	11/25/02	Eagles	38–17	SF				
11/25/56	Tie	10–10	P	9/23/84	49ers	21–9	P	12/21/03	49ers	31–28 (OT)	P				
10/19/58	49ers	30–24	P	11/3/85	49ers	24–13	SF	9/18/05	Eagles	42–3	P				
9/27/59	49ers	24–14	SF	9/24/89	49ers	38–28	P	9/24/06	Eagles	38–24	SF				
9/20/64	49ers	28–24	P	10/27/91	49ers	23–7	P	10/12/08	Eagles	40–26	SF				
11/20/66	Eagles	35–34	SF	11/29/92	49ers	20–14	SF	12/20/09	Eagles	27–13	P				
10/15/67	49ers	28–27	P	1/3/94	Eagles	37–34 (OT)	SF	10/10/10	Eagles	27–24	SF				
12/21/69	49ers	14–13	SF	10/2/94	Eagles	40–8	SF	10/2/11	49ers	24–23	P				
10/3/71	49ers	31–3	P	12/29/96 (w)	49ers	14–0	SF	9/28/14	49ers	26–21	SF				
12/2/73	49ers	38–28	SF	11/10/97	49ers	24–12	P								

(w) – Wild Card Game

Record: At Levi's Stadium: (1–0)	Lincoln Financial Field: (2–2)	Points: At Levi's Stadium: (26–21)	Lincoln Financial Field: (71–120)
---	---------------------------------------	---	--

PITTSBURGH STEELERS				Overall: 11–10				Home: 5–5				Away: 6–5			
Date	Win	Score	Location	Date	Win	Score	Location	Date	Win	Score	Location	Date	Win	Score	Location
10/14/51	49ers	28–24	P	12/15/73	Steelers	37–14	SF	9/5/93	49ers	24–13	P	12/15/96	49ers	25–15	P
12/7/52	Steelers	24–7	SF	9/19/77	Steelers	27–0	P	11/7/99	Steelers	27–6	SF	11/17/03	49ers	30–14	SF
11/20/54	49ers	31–3	P	11/27/78	Steelers	24–7	SF	11/17/07	Steelers	37–16	P	12/19/11	49ers	20–3	SF
9/28/58	49ers	23–20	SF	11/1/81	49ers	17–14	P	9/20/15	Steelers	43–18	P				
10/29/61	Steelers	20–10	P	10/14/84	Steelers	20–17	SF								
9/26/65	49ers	27–17	SF	9/13/87	Steelers	30–17	P								
11/24/68	49ers	45–28	P	10/21/90	49ers	27–7	SF								
Record: At Levi's Stadium: (0–0)				Heinz Field: (0–2)				Points: At Levi's Stadium: (0–0)				Heinz Field: (34–80)			

SAN DIEGO CHARGERS				Overall: 7–7				Home: 3–3				Away: 3–4				Neutral: 1–0			
Date	Win	Score	Location	Date	Win	Score	Location	Date	Win	Score	Location	Date	Win	Score	Location	Date	Win	Score	Location
9/17/72	49ers	34–3	SF	9/8/91	49ers	34–14	SF	11/17/02	Chargers	20–17 (OT)	SD	10/15/06	Chargers	48–19	SF				
12/5/76	Chargers	13–7 (OT)	SD	12/11/94	49ers	38–15	SD	12/16/10	Chargers	34–7	SD	12/20/14	Chargers	38–35 (OT)	SF				
9/30/79	Chargers	31–9	SD	1/29/95 (s)	49ers	49–26	M												
12/11/82	Chargers	41–37	SF	11/23/97	49ers	17–10	SF												
11/27/88	49ers	48–10	SD	12/3/00	49ers	45–17	SD												
<i>(s) – Super Bowl XXIX</i>				<i>(M) – Joe Robbie Stadium (Miami, FL)</i>				Record: At Levi's Stadium: (0–1)				Qualcomm Stadium: (3–4)				Points: At Levi's Stadium: (35–38)			
												Qualcomm Stadium: (171–140)							

 SEATTLE SEAHAWKS				Overall: 15–21				Home: 8–8				Away: 7–13			
Date	Win	Score	Location	Date	Win	Score	Location	Date	Win	Score	Location	Date	Win	Score	Location
9/26/76	49ers	37–21	S	11/20/05	Seahawks	27–25	SF	9/11/11	49ers	33–17	SF	12/24/11	49ers	19–17	S
10/7/79	Seahawks	35–24	SF	12/11/05	Seahawks	41–3	S	10/18/12	49ers	13–6	SF	12/23/12	Seahawks	42–13	S
11/25/85	49ers	19–6	SF	11/19/06	49ers	20–14	SF	9/15/13	Seahawks	29–3	S	12/8/13	49ers	19–17	SF
9/25/88	49ers	38–7	S	12/14/06	49ers	24–14	S	1/19/14 (c)	Seahawks	23–17	S	11/27/14	Seahawks	19–3	SF
12/8/91	49ers	24–22	S	9/30/07	Seahawks	23–3	SF	12/14/14	Seahawks	17–7	S	10/22/15	Seahawks	20–3	SF
12/21/97	Seahawks	38–9	S	11/12/07	Seahawks	24–0	S	11/22/15	Seahawks	29–13	S	9/25/16	Seahawks	37–18	S
10/14/02	49ers	28–21	S	9/14/08	49ers	33–30 (OT)	S								
12/1/02	49ers	31–24	SF	10/26/08	Seahawks	34–13	SF								
10/12/03	Seahawks	20–19	S	9/20/09	49ers	23–10	SF								
12/27/03	Seahawks	24–17	SF	12/6/09	Seahawks	20–17	S								
9/26/04	Seahawks	34–0	S	9/12/10	Seahawks	31–6	S								
11/7/04	Seahawks	42–27	SF	12/12/10	49ers	40–21	SF								
(c) – NFC Championship Game															
Record: At Levi's Stadium: (0–2)				CenturyLink Field: (4–12)				Points: At Levi's Stadium: (6–39)				CenturyLink Field: (236–413)			



TAMPA BAY BUCCANEERS

Overall: 17–6

Home: 12–3

Away: 5–3

Date	Win	Score	Location	Date	Win	Score	Location	Date	Win	Score	Location
10/30/77	49ers	20–10	SF	9/17/89	49ers	20–16	TB	11/21/04	Bucs	35–3	TB
12/10/78	49ers	6–3	SF	11/18/90	49ers	31–7	SF	10/30/05	49ers	15–10	SF
12/9/79	49ers	23–7	SF	12/19/92	49ers	21–14	SF	12/23/07	49ers	21–19	SF
10/26/80	Bucs	24–23	SF	11/14/93	49ers	45–21	TB	11/21/10	Bucs	21–0	SF
12/4/83	49ers	35–21	SF	10/23/94	49ers	41–16	SF	10/9/11	49ers	48–3	SF
11/18/84	49ers	24–17	SF	8/31/97	Bucs	13–6	TB	12/15/13	49ers	33–14	TB
9/7/86	49ers	31–7	TB	1/12/03	Bucs	31–6	TB	10/23/16	Bucs	34–17	SF
11/22/87	49ers	24–10	TB	10/19/03	49ers	24–7	SF				

Record: At Levi's Stadium: (0–1)

Raymond James Stadium: (1–2)

Points: At Levi's Stadium: (17–34)

Raymond James Stadium: (42–80)



TENNESSEE TITANS

Overall: 8–5

Home: 3–3

Away: 5–2

Date	Win	Score	Location	Date	Win	Score	Location	Date	Win	Score	Location
11/15/70	49ers	30–20	H	11/8/87	49ers	27–20	SF	11/27/05	Titans	33–22	T
12/7/75	Oilers	27–13	SF	10/7/90	49ers	24–21	H	11/08/09	Titans	34–27	SF
9/17/78	Oilers	20–19	H	12/25/93	Oilers	10–7	SF	10/20/13	49ers	31–17	T
12/13/81	49ers	28–6	SF	10/27/96	49ers	10–9	H				
10/21/84	49ers	34–21	H	10/3/99	49ers	24–22	SF				

(H) – Houston

Record: At Levi's Stadium: (0–0)

LP Field: (1–1)

Points: At Levi's Stadium: (0–0)

LP Field: (53–50)



WASHINGTON REDSKINS

Overall: 20–10–1

Home: 12–3–1

Away: 8–7

Date	Win	Score	Location	Date	Win	Score	Location	Date	Win	Score	Location
11/16/52	49ers	23–17	W	10/4/81	49ers	30–17	W	9/14/98	49ers	45–10	W
9/26/54	49ers	41–7	SF	1/8/84 (c)	Redskins	24–21	W	12/26/99	Redskins	26–20 (OT)	SF
11/13/55	Redskins	7–0	W	9/10/84	49ers	37–31	SF	9/22/02	49ers	20–10	SF
9/17/61	49ers	35–3	SF	12/1/85	49ers	35–8	W	12/18/04	Redskins	26–16	SF
11/12/67	Redskins	31–28	W	11/17/86	Redskins	14–6	W	10/23/05	Redskins	52–17	W
10/5/69	Tie	17–17	SF	11/21/88	49ers	37–21	SF	12/28/08	49ers	27–24	SF
9/20/70	49ers	26–17	SF	9/16/90	49ers	26–13	SF	11/6/11	49ers	19–11	W
12/26/71 (d)	49ers	24–20	SF	1/12/91 (d)	49ers	28–10	SF	11/25/13	49ers	27–6	W
11/11/73	Redskins	33–9	W	1/9/93 (d)	49ers	20–13	SF	11/23/14	49ers	17–13	SF
11/7/76	Redskins	24–21	SF	11/6/94	49ers	37–22	W				
10/29/78	Redskins	38–20	W	11/24/96	49ers	19–16 (OT)	W				

(c) – NFC Championship Game

(d) – NFC Divisional Playoff

Record: At Levi's Stadium: (1–0)

FedExField: (3–1)

Points: At Levi's Stadium: (17–13)

FedExField: (108–79)

49ERS PRIMETIME GAMES

(NATIONAL FOOTBALL LEAGUE - 1970-PRESENT)

49ERS PRIMETIME RESULTS

Prime Time
Monday Nights
Sunday Nights
Thursday Nights
Thanksgiving Day

70-37 (home - 42-18, road - 28-19)
 48-25 (home - 27-11, road - 21-14)
 14-14 (home - 10-6, road - 4-8)
 7-5 (home - 3-3, road - 4-2)
 2-2-1 (road - 2-2-1)

Friday Nights
Saturday Nights
Games After Monday
Games After Monday Win
Games After Monday Loss

2-0 (home - 2-0)
 1-3 (home - 1-1, road - 0-2)
 39-23 (home - 29-5, road - 10-18)
 26-15 (home - 17-3, road - 9-12)
 13-8 (home - 12-2, road - 1-6)

49ERS ON MONDAY NIGHTS

YEAR	DATE	OPPONENT	SCORE	W/L	ATTEND.
2016	Sept. 12	LA Rams	28-0	W	70,178
2015	Sept. 14	Min.	20-3	W	70,799
2014	Oct. 13	at StL	31-17	W	56,851
2013	Nov. 25	at Was.	27-6	W	79,773
	Dec. 23	Atl.	34-24	W	69,732
2012	Oct. 29	at Arz.	24-3	W	62,810
	Nov. 19	Chi.	32-7	W	69,732
2011	Dec. 19	Pit.	20-3	W	69,732
2010	Sept. 20	NO	25-22	L	69,732
	Nov. 29	at Arz.	27-6	W	62,308
2009	Dec. 14	Arz.	24-9	W	69,732
2008	Nov. 10	at Arz.	24-29	L	64,519
2007	Sept. 10	Arz.	20-17	W	68,111
	Nov. 12	at Sea.	0-24	L	68,331
2003	Nov. 17	Pit.	30-14	W	67,877
2002	Oct. 14	at Sea.	28-21	W	66,420
	Nov. 25	Phi.	17-38	L	67,919
	Dec. 30	at StL	21-30	L	66,118
2001	Oct. 1	at NYJ	19-17	W	78,722
1999	Sept. 27	at Ari.	24-10	W	72,100
	Nov. 29	GB	3-20	L	68,304
	Jan. 3,	at Atl.	29-34	L	57,980
1998	Sept. 14	at Was.	45-10	W	76,798
	Nov. 30	NYG	31-7	W	68,212
	Dec. 14	Det.	35-13	W	68,585
1997	Sept. 29	at Car.	34-21	W	70,972
	Nov. 10	at Phi.	24-12	W	67,133
	Dec. 15	Den.	34-17	W	68,461
1996	Oct. 14	at GB	20-23 (OT)	L	60,716
	Dec. 2	at Atl.	34-10	W	46,318
	Dec. 23	Det.	24-14	W	61,921
1995	Sept. 25	at Det.	24-27	L	76,236
	Nov. 20	at Mia.	44-20	W	73,080
	Dec. 18	Min.	37-30	W	64,975
1994	Sept. 5	LA Raiders	44-14	W	68,032
	Nov. 28	at NO	35-14	W	61,304
	Dec. 26	at Min.	14-21	L	63,326
1993	Sept. 13	at Cle.	13-23	L	78,218
	Nov. 22	NO	42-7	W	66,500
	Jan. 3	Phi.	34-37 (OT)	L	61,653
1992	Nov. 9	at Atl.	41-3	W	67,404
	Dec. 28	Det.	24-6	W	55,907
1991	Sept. 2	at NYG	14-16	L	76,319
	Nov. 25	at LA Rams	33-10	W	61,881
	Dec. 23	Chi.	52-14	W	60,419
1990	Sept. 10	at NO	13-12	W	68,629
	Dec. 3	NYG	7-3	W	66,092
	Dec. 17	at LA Rams	26-10	W	65,619
1989	Nov. 6	NO	31-13	W	63,461
	Nov. 27	NYG	34-24	W	63,461
	Dec. 11	at LA Rams	30-27	W	67,959
1988	Oct. 24	at Chi.	9-10	L	65,293
	Nov. 21	Was.	37-21	W	59,268
1987	Oct. 5	at NYG	41-21	W	16,471
	Dec. 14	Chi.	41-0	W	63,509
1986	Nov. 17	at Was.	6-14	L	54,774
	Dec. 1	NYG	17-21	L	59,777
1985	Nov. 11	at Den.	16-17	L	73,173
	Nov. 25	Sea.	19-6	W	57,482
	Dec. 9	LA Rams	20-27	L	60,581
1984	Sept. 10	Was.	37-31	W	59,707
	Oct. 8	at NYG	31-10	W	76,112
	Dec. 19	Dal.	42-17	W	59,957
1983	Nov. 27	Pit.	7-24	L	51,657
1977	Sept. 19	at Pit.	0-27	L	48,046
	Dec. 12	Dal.	35-42	L	55,848
1976	Oct. 11	at LA Rams	16-0	W	84,483
	Nov. 29	Min.	20-16	W	56,775

49ERS ON MONDAY NIGHTS (Cont.)

1974	Oct. 14	at Det.	13-17	L	45,199
	Nov. 4	LA Rams	13-15	L	57,526
1973	Nov. 26	GB	20-6	W	49,244
1972	Dec. 4	LA Rams	16-26	L	60,175
1971	Dec. 6	KC	17-26	L	45,306

49ERS ON SUNDAY NIGHTS

YEAR	DATE	OPPONENT	SCORE	W/L	ATTEND.
2015	Oct. 11	at NYG	27-30	L	78,515
2014	Oct. 19	at Den.	17-42	L	77,047
	Sept. 14	Chi.	20-28	L	70,799
2013	Oct. 6	Hou.	34-3	W	69,732
	Sept. 15	at Sea.	3-29	L	68,338
2012	Dec. 23	at Sea.	13-42	L	68,161
	Dec. 16	at NE	41-34	W	68,756
	Sept. 16	Det.	27-19	W	69,732
2010	Oct. 10	Phi.	27-24	L	69,732
2005	Oct. 2	at Arz. (M.C.)	14-31	L	103,467
2004	Oct. 3	StL	14-24	L	66,696
	Oct. 31	at Chi.	13-23	L	62,054
2003	Oct. 12	at Sea.	19-20	L	66,437
2001	Oct. 7	Car.	24-14	W	66,944
	Dec. 2	Buf.	35-0	W	67,252
1999	Dec. 26	Was.	20-26 (OT)	L	68,329
1998	Nov. 22	NO	31-20	W	68,429
1997	Dec. 21	at Sea.	9-38	L	66,253
1996	Nov. 3	at NO	24-17	W	53,297
1995	Dec. 3	Buf.	27-17	W	65,568
1994	Nov. 20	LA Rams	31-27	W	62,774
1993	Dec. 5	Cin.	21-8	W	60,039
1992	Sept. 27	at NO	16-10	W	68,591
1990	Nov. 11	at Dal.	24-6	W	62,966
1988	Dec. 18	LA Rams	16-38	L	62,444
1987	Nov. 29	Cle.	38-24	W	60,243
	Dec. 27	LA Rams	48-0	W	57,953
1982	Dec. 19	Atl.	7-17	L	53,234

49ERS ON THURSDAY NIGHTS

YEAR	DATE	OPPONENT	SCORE	W/L	ATTEND.
2016	Oct. 6	Arz.	33-21	L	70,178
2015	Oct. 22	Sea.	20-3	L	70,799
2014	Nov. 27	Sea.	19-3	L	70,799
2013	Sept. 26	at StL	35-11	W	56,640
2012	Oct. 18	Sea.	13-6	W	69,732
2011	Nov. 24	at Bal.	16-6	L	71,345
2010	Dec. 16	at SD	34-7	L	67,820
2009	Nov. 12	Chi.	10-6	W	69,732
2006	Dec. 14	at Sea.	24-14	W	67,650
2002	Sept. 5	at NYG	16-13	W	78,748
1983	Sept. 8	at Min.	48-17	W	58,167
1982	Dec. 2	LA Rams	30-24	W	58,574

49ERS ON THURSDAY THANKSGIVING DAY GAMES

YEAR	DATE	OPPONENT	SCORE	W/L	ATTEND.
2014	Nov. 27	Sea.	19-3	L	70,799
2011	Nov. 24	at Bal.	16-6	L	71,345
1972	Nov. 23	at Dal.	31-10	W	65,214

49ERS ON FRIDAY NIGHTS

YEAR	DATE	OPPONENT	SCORE	W/L	ATTEND.
1986	Dec. 19	LA Rams	24-14	W	60,266
1984	Dec. 14	LA Rams	19-16	W	59,743

49ERS ON SATURDAY NIGHTS

YEAR	DATE	OPPONENT	SCORE	W/L	ATTEND.
2014	Dec. 20	vs. SD	38-35	L	70,699
2007	Dec. 13	vs. Cin.	20-13	W	68,053
1999	Dec. 18	at Car.	24-41	L	62,373
1993	Dec. 11	at Atl.	24-27	L	64,688

49ERS MONDAY NIGHT SINGLE GAME RECORDS

RUSHING YARDS

NAME	ATT	YDS	OPPONENT	DATE
Hearst, Garrison	24	198	Det.	12/14/98
Hyde, Carlos	26	168	Min.	9/14/15
Gore, Frank	25	167	Arz.	12/14/09
Hearst, Garrison	20	166	NYG	11/30/98
Jackson, Wilbur	30	156	Min.	11/29/76
Williams, Delvin	20	153	Min.	11/29/76
Hearst, Garrison	28	141	at Car.	9/29/77
Hearst, Garrison	22	138	at Was.	9/14/98
Westbrook, Brian	23	136	at Arz.	11/29/10
Carter, Dexter	13	124	at LA Rams	12/17/90

RECEIVING YARDS

NAME	NO	YDS	OPPONENT	DATE
Rice, Jerry	14	289	Min.	12/18/95
Taylor, John	11	286	at LA Rams	12/11/89
Rice, Jerry	10	241	LA Rams	12/9/85
Rice, Jerry	12	204	at Was.	11/17/86
Rice, Jerry	11	181	at Det.	9/25/95
Rice, Jerry	7	169	LA Rams	9/5/94
Owens, Terrell	13	166	Phi.	11/25/02
Owens, Terrell	8	155	Pit.	11/17/03
Rice, Jerry	8	149	at Mia.	11/20/95
Rice, Jerry	6	143	at Atl.	1/3/00
Owens Terrell	5	140	NYG	11/30/98

TOTAL YARDS FROM SCRIMMAGE - RUSH/RECEIVING

NAME	RUSH	REC	TOTAL	OPPONENT	DATE
Rice, Jerry	10	289	299	Min.	12/18/95
Taylor, John	0	286	286	at LA Rams	12/11/89
Rice, Jerry	14	241	255	LA Rams	12/9/85
Rice, Jerry	9	204	213	at Was.	11/17/86
Hearst, Garrison	198	0	198	Det.	12/14/98
Rice, Jerry	23	169	192	LA Raiders	9/5/94
Hyde, Carlos	168	14	182	Min.	9/14/15
Rice, Jerry	0	181	181	at Det.	9/25/95

LONG PUNTS

NAME	YDS	OPPONENT	DATE
Lee, Andy	63	at Arz.	11/10/08
Lee, Andy	62	Pit.	12/19/11
Wilmsmeyer, Klaus	61	at Cle.	9/13/93
Lee, Andy	60	at Sea.	11/12/07
Lee, Andy	58	at Was.	11/25/13

LONG PUNT RETURNS

NAME	YDS	OPPONENT	DATE
Taylor, John	95t	Was.	11/21/88
McLemore, Dana	83t	Chi.	12/14/87
McLemore, Dana	79t	at NYG	10/8/84
Carter, Dexter	78t	Min.	12/18/95
Levy, Chuck	73t	at Phi.	11/10/97
McLemore, Dana	56t	Dal.	12/19/83

LONG KICKOFF RETURNS

NAME	LG	OPPONENT	DATE
Rossum, Allen	104t	at Arz.	11/10/08
Sutherland, Vinnie	65	at NYJ	10/1/01
Tillman, Spencer	60	NYG	11/27/89
Carter, Dexter	60	Phi.	1/3/93
Washington, Vic	57	LA Rams	12/4/72

LONG INTERCEPTION RETURNS

NAME	LG	OPPONENT	DATE
Bowman, NaVorro	89t	Atl.	12/23/13
Hanks, Merton	67t	NO	11/22/93
Parrish, Tony	60	at StL	12/30/02
Hanks, Merton	55t	Den.	12/15/97
Woodall, Lee	55	Den.	12/15/97

LONG FIELD GOALS

NAME	LG	OPPONENT	DATE
Dawson, Phil	54	at StL	10/13/14
Cofer, Mike	52	at NO	9/10/90
Cofer, Mike	52	Was.	11/21/88
Dawson, Phil	49	Atl.	12/23/13
Dawson, Phil	49	at Was.	11/25/13
Cortez, Jose	49	at NYJ	10/1/01
Wilkins, Jeff	49	Det.	12/23/96

LONG FUMBLE RETURNS

NAME	YDS	OPPONENT	DATE
Griffin, Don	99t	Chi.	12/22/91
Young, Bryant	43	at Atl.	12/2/96
Greene, Kevin	40t	Den.	12/15/97
Hanks, Merton	38t	at Phi.	11/10/97

LONG RUNS FROM SCRIMMAGE

NAME	LG	OPPONENT	DATE
Barlow, Kevan	78t	Pit.	11/17/03
Carter, Dexter	74t	at LA Rams	12/17/90
Hearst, Garrison	70t	NYG	11/30/98
Phillips, Lawrence	68t	at Arz.	9/27/99
Jackson, Wilbur	64	at Det.	10/14/74

LONG PASS COMPLETIONS

NAME	LG	OPPONENT	DATE
J. Montana to J. Taylor	95t	at LA Rams	12/17/89
J. Montana to J. Taylor	92t	at LA Rams	12/17/89
C. Kaepernick to B. Lloyd	80t	at StL	10/13/14
J. Montana to J. Rice	80t	Was.	11/21/88
S. Young to T. Owens	79t	NYG	11/30/98
S. Bono to J. Taylor	78	at LA Rams	11/25/91
J. Montana to F. Solomon	77t	Dal.	12/19/83
S. Young to J. Rice	73t	at NYG	9/2/91

MOST PASSING YARDS

NAME	ATT	CMP	YDS	OPPONENT	DATE
Montana, Joe	42	30	458	at LA Rams	12/11/89
Montana, Joe	60	33	441	at Was.	11/17/86
Young, Steve	49	30	425	Min.	12/18/95
Grbac, Elvis	41	31	382	at Mia.	11/20/95
Montana, Joe	40	24	381	Was.	9/10/84
Garcia, Jeff	34	26	373	at Atl.	1/3/00
Young, Steve	44	27	348	at Det.	9/25/95
Kaepernick, Colin	36	22	343	at StL	10/13/14
Young, Steve	32	21	338	Chi.	12/23/91
Montana, Joe	36	26	328	LA Rams	12/9/85
Young, Steve	32	19	308	LA Raiders	9/5/94
Bono, Steve	33	18	306	at LA Rams	11/25/91
Young, Steve	32	21	303	at Was.	9/14/98

49ERS MONDAY NIGHT CAREER RECORDS

SCORING

NAME	R	P	RT	2PT	PAT	FG	TOT
Rice, Jerry	2	30	—	1	—	—	194
Cofer, Mike	—	—	—	—	52	18/32	106
Wersching, Ray	—	—	—	—	32	13/17	71
Owens, Terrell	—	11	—	—	—	—	66
Jones, Brent	—	10	—	—	—	—	60
Taylor, John	—	9	1	—	—	—	60
Young, Steve	9	—	—	—	—	—	54
Wilkins, Jeff	—	—	—	—	14	11/11	47
Gore, Frank	5	1	—	—	—	—	36
Kirby, Terry	5	1	—	—	—	—	36

PASSING YARDS

NAME	G	ATT	CMP	YDS	PCT	TD	INT	LG
Young, Steve	25	585	377	4,608	64.4	42	12	79t
Montana, Joe	18	600	357	4,482	59.5	33	15	95t
Kaepernick, Colin	5	129	83	1,183	64.3	9	0	80t
Smith, Alex	6	176	105	1,078	59.7	7	4	47t
Garcia, Jeff	6	143	94	1,044	65.7	7	2	62
Grbac, Elvis	5	118	79	829	66.9	7	4	47t

RUSHING YARDS

NAME	G	ATT	YDS	AVG	LG	TD
Hearst, Garrison	10	199	1,055	5.3	70t	5
Gore, Frank	12	205	921	4.5	36	5
Craig, Roger	17	239	817	3.4	25	1
Young, Steve	23	106	663	6.3	26t	9
Watters, Ricky	8	99	498	5.0	43	2
Tyler, Wendell	6	77	389	5.1	36	1
Jackson, Wilbur	6	99	357	3.6	64	0
Barlow, Kevan	5	42	333	7.9	78t	2
Williams, Delvin	5	72	304	4.2	30	0

RECEPTIONS

NAME	G	NO	YDS	AVG	LG	TD
Rice, Jerry	38	211	3,377	16.0	80t	30
Craig, Roger	17	78	654	8.4	33	4
Owens, Terrell	15	70	971	13.9	79t	11
Jones, Brent	22	66	846	12.8	41	6
Taylor, John	16	64	1,096	17.1	95t	8
Stokes, J.J.	14	49	597	12.2	47	1
Rathman, Tom	13	40	343	8.6	21	0

INTERCEPTIONS

NAME	G	NO	YDS	AVG	LG	TD
Hanks, Merton	22	7	143	20.4	67t	1
Lott, Ronnie	4	5	63	12.6	26	0
McDonald, Tim	21	4	46	11.5	21	0
Griffin, Don	8	4	25	6.3	23	0
Brown, Tarell	9	3	6	2.0	5	0
Goldson, Dashon	7	3	24	8.0	21	0
Williamson, Carlton	3	3	109	36.3	82	0
Wright, Eric	3	3	85	28.3	48t	1

PUNT RETURN YARDS

NAME	G	NO	YDS	AVG	LG	FC	TD
Taylor, John	12	31	386	12.5	95t	12	1
McLemore, Dana	7	19	310	16.3	83t	10	3
Carter, Dexter	11	27	293	10.9	78t	15	1
Ginn Jr., Ted	4	11	132	12.0	42	3	0
Levy, Chuck	5	5	101	20.2	73t	1	1
McQuarters, R.W.	5	11	98	8.9	26	1	0

TOTAL YARDS FROM SCRIMMAGE

NAME	TOTAL YARDS	RUSH	REC
Rice, Jerry	3,463	86	3,377
Craig, Roger	1,471	817	654
Hearst, Garrison	1,203	1,055	148
Taylor, John	1,153	5	1,148
Gore, Frank	1,041	921	120
Jones, Brent	1,011	0	1,011
Owens, Terrell	977	4	973
Watters, Ricky	689	498	191

PUNTING AVERAGE

NAME	G	NO	YDS	AVG	LG	BLKD
Lee, Andy	12	54	2,554	47.3	63	0
Stanley, Chad	3	17	694	40.8	52	0
Thompson, Tommy	9	33	1,339	40.6	54	1
Wittum, Tom	7	42	1,689	40.2	52	0
Wilmsmeyer, Klaus	8	22	882	40.1	61	0

KICKOFF RETURN YARDS

NAME	G	NO	YDS	AVG	LG	TD
Carter, Dexter	16	43	1,038	24.1	60	0
Washington, Vic	3	8	226	28.3	57	0
Hofer, Paul	4	10	223	22.3	48	0
Levy, Chuck	5	11	214	19.5	31	0
Hicks, Maurice	2	8	191	23.9	33	0
Rossum, Allen	1	4	186	46.5	104t	1
Monroe, Carl	5	10	174	17.4	45	0
Ginn Jr., Ted	4	7	168	24.0	41	0
Williams, Jimmy	2	8	162	20.3	33	0
Flagler, Terrence	3	8	161	20.1	40	0
Tillman, Spencer	3	7	157	22.4	60	0

49ERS OFFENSIVE AND DEFENSIVE RANKINGS

Year	OFFENSE			DEFENSE		
	Total	Rush	Pass	Total	Rush	Pass
1970	321.6 (2)	112.9 (17)	208.8 (1)	283.7 (13)	128.5 (18)	155.2 (9)
1971	336.1 (3)	152.1 (9)	184.1 (4)	262.8 (6)	119.1 (9)	143.6 (7)
1972	310.8 (8)	115.4 (21)	195.4 (2)	287.6 (14)	131.9 (13)	155.6 (15)
1973	301.7 (8)	124.5 (21)	177.2 (4)	309.2 (20)	140.2 (10)	169.0 (22)
1974	284.9 (14)	141.5 (11)	143.4 (19)	283.1 (12)	145.2 (18)	137.9 (6)
1975	297.0 (16)	114.1 (25)	182.9 (5)	287.6 (10)	130.6 (9)	156.9 (11)
1976	291.8 (18)	174.8 (5)	117.0 (23)	254.4 (2)	127.6 (5)	126.9 (4)
1977	256.7 (22)	149.0 (10)	107.7 (25)	246.9 (3)	133.5 (12)	113.4 (4)
1978	252.9 (27)	130.7 (21)	122.3 (25)	314.0 (21)	147.8 (17)	166.2 (18)
1979	348.3 (6)	120.8 (20)	227.6 (3)	337.1 (20)	138.3 (15)	198.8 (24)
1980	332.5 (12)	108.9 (24)	223.6 (5)	373.1 (27)	138.6 (23)	234.4 (27)
1981	342.8 (13)	121.3 (19)	221.4 (7)	297.7 (2)	119.9 (12)	177.8 (3)
1982	360.2 (3)	82.2 (28)	278.0 (2)	337.2 (21)	133.2 (21)	204.0 (16)
1983	378.4 (4)	141.1 (8)	237.3 (5)	324.3 (10)	121.0 (9)	203.3 (15)
1984	397.9 (2)	154.1 (3)	243.8 (4)	323.5 (10)	112.2 (7)	211.3 (17)
1985	370.0 (2)	139.5 (10)	230.5 (5)	324.4 (14)	105.2 (7)	219.2 (21)
1986	380.1 (3)	124.1 (10)	256.0 (2)	305.0 (6)	97.2 (3)	207.8 (17)
1987	399.1 (1)	149.1 (1)	250.0 (2)	273.0 (1)	107.4 (5)	165.6 (1)
1988	368.8 (2)	157.7 (2)	211.1 (10)	285.9 (3)	99.2 (3)	186.7 (8)
1989	391.8 (1)	122.9 (10)	268.9 (2)	288.6 (4)	86.4 (3)	202.2 (11)
1990	368.4 (2)	107.4 (18)	261.1 (2)	267.1 (3)	78.6 (2)	188.4 (12)
1991	366.1 (3)	116.3 (11)	249.8 (2)	284.6 (6)	94.5 (5)	190.1 (11)
1992	387.2 (1)	144.7 (3)	242.5 (3)	299.2 (15)	88.6 (4)	210.6 (26)
1993	402.2 (1)	133.3 (3)	268.9 (2)	312.3 (15)	112.5 (16)	199.8 (16)
1994	378.8 (2)	118.6 (6)	260.2 (4)	302.4 (8)	83.6 (2)	218.8 (17)
1995	380.4 (2)	92.4 (23)	288.0 (1)	274.9 (1)	66.3 (1)	208.6 (11)
1996	344.1 (6)	115.4 (10)	228.7 (7)	291.3 (7)	93.6 (5)	197.8 (11)
1997	319.5 (12)	123.1 (8)	196.4 (18)	250.8 (1)	85.4 (2)	165.4 (2)
1998	425.0 (1)	159.0 (1)	266.0 (2)	333.9 (23)	100.6 (9)	233.3 (29)
1999	336.3 (10)	130.9 (1)	205.3 (21)	355.4 (28)	101.2 (15)	254.2 (31)
2000	377.5 (4)	112.6 (18)	264.9 (4)	356.8 (29)	112.1 (16)	244.7 (29)
2001	355.6 (4)	140.3 (2)	215.3 (14)	309.6 (13)	98.2 (9)	211.4 (19)
2002	356.3 (8)	140.3 (6)	216.1 (14)	322.4 (14)	103.2 (7)	219.1 (22)
2003	355.4 (5)	142.4 (5)	213.0 (10)	308.0 (13)	105.6 (9)	202.4 (17)
2004	286.6 (26)	90.6 (30)	196.0 (20)	342.6 (24)	124.7 (20)	217.9 (19)
2005	224.2 (32)	105.6 (17)	118.6 (32)	391.2 (32)	114.5 (18)	276.7 (32)
2006	303.8 (26)	135.8 (6)	168.0 (29)	344.2 (26)	121.0 (19)	223.2 (26)
2007	237.3 (32)	92.3 (27)	145.0 (32)	346.2 (25)	118.5 (22)	227.7 (22)
2008	311.1 (23)	99.9 (27)	211.2 (13)	326.0 (13)	106.8 (13t)	219.2 (20)
2009	290.8 (27)	100.0 (25)	190.8 (22)	326.4 (15)	97.0 (6)	229.4 (20)
2010	313.3 (24)	103.6 (19)	209.8 (18)	327.8 (13)	96.7 (6)	231.1 (24)
2011	310.9 (26)	127.8 (8)	183.1 (29)	308.2 (4)	77.3 (1)	230.9 (16)
2012	361.8 (11)	155.7 (4)	206.1 (23)	294.4 (3)	94.2 (4)	200.2 (4)
2013	323.8 (24)	137.6 (3)	186.2 (30)	316.9 (5)	95.9 (4)	221.0 (7)
2014	327.4 (20)	136.0 (4)	191.4 (30)	321.4 (5)	100.8 (7)	220.7 (5)
2015	303.8 (31)	96.5 (21)	207.3 (29)	387.4 (29)	126.3 (29)	261.2 (27)
2016	311.8 (29)	130.5 (4)	181.3 (32)	408.4 (32)	171.1 (32)	237.3 (12)

49ERS OVERTIME GAMES (NATIONAL FOOTBALL LEAGUE - 1976-PRESENT)

October 31, 1976 – Cardinals 23, 49ers 20 (StL)
 December 5, 1976 – Chargers 13, 49ers 7 (SD)
 November 13, 1977 – 49ers 10, Saints 7 (NO)
 September 14, 1980 – 49ers 24, Cardinals 21 (SF)
 December 7, 1980 – 49ers 38, Saints 35 (SF)
 October 12, 1986 – Vikings 27, 49ers 24 (SF)
 October 19, 1986 – 49ers 10, Falcons 10 (ATL)
 October 9, 1988 – Broncos 16, 49ers 13 (SF)
 December 9, 1990 – 49ers 20, Bengals 17 (CIN)
 January 3, 1994 – Eagles 37, 49ers 34 (SF)
 October 14, 1996 – Packers 23, 49ers 20 (GB)
 November 10, 1996 – Cowboys 20, 49ers 17 (SF)
 November 24, 1996 – 49ers 19, Redskins 16 (WAS)
 September 6, 1998 – 49ers 36, Jets 30 (SF)

December 6, 1998 – 49ers 31, Panthers 28 (CAR)
 December 26, 1999 – Redskins 26, 49ers 20 (SF)
 October 8, 2000 – Raiders 34, 49ers 28 (SF)
 September 9, 2001 – 49ers 16, Falcons 13 (SF)
 October 14, 2001 – 49ers 37, Falcons 31 (ATL)
 October 28, 2001 – Bears 37, 49ers 31 (CHI)
 November 18, 2001 – 49ers 25, Panthers 22 (CAR)
 November 3, 2002 – 49ers 23, Raiders 20 (OAK)
 November 17, 2002 – Chargers 20, 49ers 17 (SD)
 September 14, 2003 – Rams 27, 49ers 24 (StL)
 October 26, 2003 – Cardinals 16, 49ers 13 (ARI)
 December 21, 2003 – 49ers 31, Eagles 28 (PHI)
 October 10, 2004 – 49ers 31, Cardinals 28 (SF)
 December 12, 2004 – 49ers 31, Cardinals 28 (ARI)

January 1, 2006 – 49ers 20, Texans 17 (SF)
 December 31, 2006 – 49ers 26, Broncos 23 (DEN)
 November 25, 2007 – 49ers 37, Cardinals 31 (ARI)
 September 14, 2008 – 49ers 33, Seahawks 30 (SEA)
 November 14, 2010 – 49ers 23, Rams 20 (SF)
 September 18, 2011 – Cowboys 27, 49ers 24 (SF)
 January 22, 2012 – Giants 20, 49ers 17 (SF) (NFC-C)
 November 11, 2012 – 49ers 24, St. Louis 24 (SF)
 December 2, 2012 – Rams 16, 49ers 13 (StL)
 November 9, 2014 – 49ers 27, Saints 24 (NO)
 December 20, 2014 – Chargers 38, 49ers 35 (SF)
 December 6, 2015 – 49ers 26, Bears 20 (CHI)
 January 3, 2016 – 49ers 19, Rams 16 (SF)
 December 11, 2016 – Jets 23, 49ers 17 (SF)

49ERS OVERTIME RECORDS

Overall Record 22–18–2 (home – 8–10–1, road – 14–8–1)

49ERS OVERTIME GAME SUMMARIES

October 31, 1976

St. Louis 23, San Francisco 20

In the fourth quarter, St. Louis held a 14–13 lead after San Francisco missed an extra point on its previous scoring drive. San Francisco then took the lead 20–14 in the fourth when Delvin Williams scored his third touchdown of the day. With eight minutes left in the game, Cardinals quarterback Jim Hart connected with Mel Gray on a 77-yard touchdown pass for the 20–20 tie. The extra point was blocked and the two teams went into overtime. St. Louis won the overtime coin toss but was forced to punt. Tony Leonard fumbled the kick at the 43-yard line, which was recovered by the Cardinals. St. Louis then marched down field to set up Jim Bakken for the 21-yard field goal to lift the Cardinals to a 23–20 victory.

	1st	2nd	3rd	4th	OT	Final
49ers	0	13	0	7	0	20
Cardinals	7	0	7	6	3	23

December 5, 1976

San Diego 13, San Francisco 7

The 49ers and Chargers played to a scoreless tie in the first half. The defensive struggle continued into the second half and the score remained 0–0 at the end of the third quarter. On San Diego's first possession of the fourth quarter, Dan Fouts guided them on a 16-play, 80-yard scoring drive, capped by a Bo Matthews two-yard touchdown run. San Francisco answered on its next possession with a 64-yard scoring drive. Paul Hofer caught an eight-yard touchdown pass from Scott Bull to make the score 7–6. The extra point was blocked, but the Chargers Tom Graham was flagged for offsides. After the penalty was marked off, Steve Mike-Mayer connected to tie the game at seven with just over a minute left in regulation. San Diego won the overtime coin toss and elected to receive. The Chargers began their first possession on their own seven-yard line where Fouts guided them on a nine-play, 93-yard drive, which was capped by a Mercury Morris 13-yard touchdown run for the 13–7 win.

	1st	2nd	3rd	4th	OT	Final
49ers	0	0	0	7	0	7
Chargers	0	0	0	7	6	13

November 13, 1977

San Francisco 10, New Orleans 7

The 49ers got their first ever overtime victory at New Orleans. The Saints got on the board early in the first quarter on an eight-yard run by Tony Galbreath. The Saints appeared to grab a commanding lead at the end of the first half when Richard Mauti returned a Tom Wittum punt 65 yards for a touchdown 10 seconds before halftime. But a New Orleans clipping penalty nullified the score. The 49ers tied it up in the third quarter with a five-yard romp by Delvin Williams. Neither team would score again in regulation and the game went to overtime knotted at seven. The Saints won the overtime coin toss, but were unable to move the ball, giving it back to the 49ers. San Francisco started from its own 41-yard line and moved the ball down to the Saints 16, where Ray Wersching connected on a 33-yard game-winning field goal.

	1st	2nd	3rd	4th	OT	Final
49ers	0	0	7	0	3	10
Saints	7	0	0	0	0	7

September 14, 1980

San Francisco 24, St. Louis 21

San Francisco struck first on a 19-yard touchdown pass from Steve DeBerg to Paul Hofer in the second quarter. Cardinals quarterback Jim Hart quickly answered back with a 13-yard touchdown strike to Theotis Brown. The Cardinals pushed the lead to 14–7 with a Doug Marsh five-yard touchdown reception. After the 49ers tied the game at 14, St. Louis drove 75 yards in eight plays to take a 21–14 lead. With 1:51 left in regulation, the 49ers drove 80 yards and scored on a 26-yard touchdown run by Hofer, his second of the day. San Francisco won the overtime coin toss and took the ball 52 yards to the 16-yard line, where Ray Wersching kicked a 33-yard field goal for the 24–21 win.

	1st	2nd	3rd	4th	OT	Final
49ers	0	7	0	14	3	24
Cardinals	0	0	14	7	0	21

December 7, 1980

San Francisco 38, New Orleans 35

New Orleans jumped out to a 35–7 halftime lead behind touchdown passes of 33, 21 and 41 yards from Archie Manning. Less than five minutes into the third quarter, the 49ers went on an 88-yard, nine-play drive that culminated with a one-yard touchdown run by Joe Montana. Minutes later, Montana hooked up with Dwight Clark for a 71-yard touchdown pass to bring the 49ers within 14 points. After the San Francisco defense shut out New Orleans for the second straight quarter, they tied the game with 1:50 left in the fourth quarter with Lenvil Elliott's seven-yard touchdown jaunt, forcing overtime. New Orleans won the coin toss, but failed to pick up a first down on its first possession. San Francisco took the ball on its own 27 and marched 55 yards in 13 plays for the game-winning 36-yard field goal by Ray Wersching.

	1st	2nd	3rd	4th	OT	Final
49ers	0	7	14	14	3	38
Saints	14	21	0	0	0	35

October 12, 1986

Minnesota 27, San Francisco 24

With Joe Montana out, Jeff Kemp stepped in to lead San Francisco against a powerful Minnesota Vikings team. Minnesota struck first with a six-yard touchdown pass from Tommy Kramer to Anthony Carter. The 49ers answered back when Kemp hit Dwight Clark with a 45-yard strike to tie the game. With 1:14 left in the first quarter, the Vikings Issiac Holt recovered a blocked punt in the end zone for a 14–7 lead. San Francisco took a 17–14 lead into halftime after a 39-yard Ray Wersching field goal and a 34-yard touchdown pass from Kemp to Jerry Rice. After the Vikings stalled on their first drive of the third quarter, Kemp led the 49ers on a six-play, 53-yard drive that ended with a 17-yard touchdown reception by Rice. Minnesota answered back with a 26-yard field goal by Chuck Nelson to cut the 49ers lead to 24–17. With 6:37 remaining in the fourth quarter, Kramer hit Anthony Carter with a 35-yard touchdown pass to tie the game. In overtime, Minnesota won the toss and went on a 58-yard drive. Nelson hit a 28-yard field goal for the 27–24 win.

	1st	2nd	3rd	4th	OT	Final
49ers	7	10	7	0	0	24
Vikings	14	0	3	7	3	27

October 19, 1986

Atlanta 10, San Francisco 10

San Francisco visited Atlanta for a battle with the division rival Falcons and took an early 7–0 lead on a Roger Craig one-yard romp. The Falcons responded with a punishing 17-play, 44-yard drive that resulted in a 47-yard field goal by Mick Luckhurst. San Francisco maintained its lead in the second quarter with a 53-yard, 13-play drive, which led to a 24-yard Ray Wersching field goal and a 10–3 lead. The defenses dominated the second half, holding the offenses scoreless for all of the third quarter and most of the fourth. With just over a minute remaining in regulation, the Falcons took advantage of great field position and scored on a 39-yard touchdown pass from Dave Archer to Sylvester Stamps to tie the game at 10. The Falcons won the overtime coin toss and elected to receive. After generating only one first down, the Falcons were forced to give up possession. The 49ers mirrored the Falcons on their first possession of overtime and punted with 6:42 remaining. Both teams had possession two more times in overtime, but could not produce a score as the game ended in a 10–10 tie.

	1st	2nd	3rd	4th	OT	Final
49ers	7	3	0	0	0	10
Falcons	3	0	0	7	0	10

October 9, 1988

Denver 16, San Francisco 13

Two of the best teams in the NFL faced off in an inter conference battle as the Denver Broncos visited Candlestick Park. The 49ers started the scoring with a 37-yard Mike Cofer field goal with 4:52 remaining in the first quarter. The Broncos answered early in the second with a 27-yard field goal by Rich Karlis to knot the game at three. With San Francisco's second possession of the second quarter, Joe Montana opened up the offense and led the 49ers 95 yards and capped it off with a six-yard quarterback sneak for a 10–3 lead at halftime. The only scoring in the third quarter came on Karlis' 27-yard field goal with five minutes remaining, cutting the 49ers lead to 10–6. Cofer quickly answered with a 27-yard field goal with one minute on the clock in the third quarter for the 13–6 lead. After an injury, John Elway returned to hit Vance Johnson with an eight-yard touchdown pass. Neither team could score in the final minutes of regulation and headed into overtime. On San Francisco's first possession, Andre Townsend sacked Montana, injuring his ribs. Steve Young took over, and on his first play threw an interception to Mark Haynes ending the threat. After a five-and-out drive by the Broncos, the 49ers took over on their own five-yard line. A second Young interception, deep in Broncos territory, helped set the stage for Karlis to connect on a 22-yard game-winning field goal.

	1st	2nd	3rd	4th	OT	Final
49ers	3	7	3	0	0	13
Broncos	0	3	3	7	3	16

December 9, 1990
San Francisco 20, Cincinnati 17

A capacity crowd filled Riverfront Stadium as the San Francisco 49ers invaded Cincinnati for a late-season battle. On the Bengals first possession, Boomer Esia-son drove his team 70 yards for the game's opening score, a two-yard touchdown pass to Craig Taylor. San Francisco answered back on its next possession when Tom Rathman capped off a 73-yard drive with a one-yard plunge into the end zone for the 7-7 tie. Cincinnati came out strong in the second half. The Bengals scored on a Jim Breech field goal to open the third and break the tie. San Francisco enjoyed its first lead of the game after Harry Sydney scored on a three-yard run. With just over two minutes elapsed in the fourth quarter, Ickey Woods dove in from one yard out to regain the lead for Cincinnati, 17-14. The 49ers next drive stalled and they would not regain possession until only 4:11 remained in regulation. On the first play, Joe Montana hit Jerry Rice for a 29-yard strike and guided the team down to the Cincinnati six-yard line. Mike Cofer hit a 23-yard field goal with just over a minute remaining to send the game into overtime. San Francisco won its first coin toss in five overtime games and wasted no time driving 75 yards in 11 plays to set up Cofer's 23-yard game-winning field goal and the 20-17 victory.

	1st	2nd	3rd	4th	OT	Final
49ers	7	0	7	3	3	20
Bengals	7	0	3	7	0	17

January 3, 1994
Philadelphia 37, San Francisco 34

Turnovers and an ill-timed penalty marred the 49ers first overtime game in four years. The Philadelphia Eagles struck early and often, first on a 34-yard Roger Ruzek field goal five minutes into the game. On San Francisco's first possession, Steve Young was hit and fumbled the ball, which was recovered by Byron Evans who returned it 30 yards for a touchdown and a 10-0 lead. With Bubby Brister at the helm, the Eagles drove 76 yards in the opening minutes of the second quarter and connected with Calvin Williams for a 13-yard touchdown to push the lead to 17-3. Brister again guided Philadelphia to an eight-play, 64-yard touchdown scoring drive to take a commanding 21-point lead. The 49ers end zone drought ended with just less than two minutes remaining in the half when Young hit Jerry Rice for a three-yard touchdown that brought the score to 24-10 at halftime. San Francisco started the second half with a 60-yard kickoff return by Dexter Carter to give the 49ers the ball on Philadelphia's 38-yard line. Capping off a punishing 38-yard, nine-play drive, Ricky Watters ran 11 yards for the score. After a Philadelphia punt, John Taylor caught a 38-yard touchdown pass to tie the game at 24. Philadelphia took advantage of a Young injury by intercepting a Steve Bono pass. The Eagles worked quickly, moving 69 yards in just two plays to take a 31-24 lead. San Francisco gave Philadelphia good field position again with a fumble on its own 40, allowing the Eagles to increase their lead to 10 with a Ruzek 32-yard field goal in the third quarter. Set up by a Don Griffin interception, Bono drove the 49ers 42 yards and scored on a one-yard keeper that closed the gap to 34-31. After a Philadelphia punt, the Niners drove down and tied the game on a Cofer 29-yard field goal with 15 seconds left in regulation. San Francisco won the overtime coin toss and elected to receive, but failed to score on two overtime possessions. On Philadelphia's second possession of overtime, they drove to San Francisco's 20-yard line. With four seconds showing on the clock, the Eagles set up for a 38-yard field goal. Ruzek missed the field goal wide

right, but Merton Hanks was flagged for roughing the kicker. After a 10-yard penalty, Ruzek hit a 28-yarder with no time left on the clock for the 37-34 win.

	1st	2nd	3rd	4th	OT	Final
49ers	3	7	14	10	0	34
Eagles	10	14	10	0	3	37

October 14, 1996
Green Bay 23, San Francisco 20

With Steve Young out with a groin injury, Elvis Grbac led San Francisco against Brett Favre and the Green Bay Packers. After an unsuccessful first possession, the Packers scored on a 30-yard field goal by Chris Jacke with just over five minutes remaining in the first quarter for the 3-0 lead. They took a 6-0 lead on another Jacke 25-yard field goal. On San Francisco's second possession of the second quarter, Grbac led a six-play, 36-yard drive that resulted in a Jeff Wilkins 48-yard field goal. After a three-and-out series by the Packers, Jerry Rice caught a seven-yard touchdown from Grbac for a 10-6 lead. Aided by a Dana Stubblefield interception, Rice and Grbac put the 49ers up 17-6 at the half with a 13-yard touchdown pass. Green Bay trimmed the lead to 17-14 when Favre hit Don Beebe for a 59-yard touchdown and followed it with a two-point conversion toss to Edger Bennett. Chris Jacke hit a 35-yard field goal to tie the game at 17 with 3:24 left in regulation. San Francisco won the overtime coin toss but was forced to punt after going three-and-out. Green Bay received the ball on its own 44 and drove 21 yards to set up Jacke for a 53-yard field goal for the 23-20 victory.

	1st	2nd	3rd	4th	OT	Final
49ers	0	17	0	3	0	20
Packers	6	0	8	6	3	23

November 10, 1996
Dallas 20, San Francisco 17

The two most dominating teams in the NFL met in a mid-season battle for NFC supremacy as the Dallas Cowboys traveled to 3Com Park. The 49ers jumped out to a quick lead after a Jeff Wilkins 28-yard field goal. They extended their lead to 10-0 on a 29-yard touchdown strike from Steve Young to Iheanyi Uwaezuoke. Quiet for most of the first half, the Cowboys finally got on the board with a 72-yard scoring drive that ended on a Troy Aikman three-yard touchdown run, which cut the deficit to 10-7 at halftime. Defenses dominated in the third quarter with neither team allowing a score. Dallas ended the scoring drought with a Chris Boniol 26-yard field goal four seconds into the fourth quarter to tie the game at 10. With Young out in the second half after sustaining a concussion, Elvis Grbac led San Francisco on a nine-play, 68-yard scoring drive on its next possession. Terry Kirby capped it off with a 27-yard touchdown run. After Fred Strickland intercepted a Grbac pass at the 49ers 15-yard line, Troy Aikman hit Eric Bjornson for a six-yard touchdown pass, knotting the game at 17 and forcing overtime. The Cowboys won the overtime coin toss and wasted no time marching down the field. After 12 plays, Chris Boniol hit the game-winning 29-yard field goal for the 20-17 victory.

	1st	2nd	3rd	4th	OT	Final
49ers	10	0	0	7	0	17
Cowboys	0	7	0	10	3	20

November 24, 1996
San Francisco 19, Washington 16

In the 49ers second overtime game in November, and third of the season, the Washington Redskins hosted San Francisco for the first time in two years. In what would prove to be a game dominated by special teams, San Francisco struck first with a 20-yard field goal from Jeff Wilkins. Washington's Scott Blanton hit field goals from 19 and 48 yards out and Wilkins added another to knot the score at six going into halftime. The only score in the third quarter came on a Blanton field goal from 41 yards out to give Washington a 9-6 lead. San Francisco got on the board first in the fourth quarter with a Wilkins 44-yard field goal three minutes into the period. On the ensuing possession, Gus Ferotte drove the Redskins 78 yards, which culminated with a Jamie Asher 20-yard touchdown reception. The 49ers tied the game with 1:57 remaining in regulation on a one-yard run by William Floyd, forcing overtime. San Francisco won the coin toss and promptly went on a 48-yard scoring drive that was capped by a 38-yard field goal by Wilkins for the 19-16 win.

	1st	2nd	3rd	4th	OT	Final
49ers	3	3	0	10	3	19
Redskins	0	6	3	7	0	16

September 6, 1998
San Francisco 36, New York Jets 30

In the opening weekend of the 1998 season, fans were treated to one of the most exciting games and one of the most exciting plays in NFL history. After a fast-paced first half, the 49ers found themselves trailing 17-14 at halftime after Glen Foley hit Wayne Chrebet from six-yards out for the score with 32 seconds remaining in the second quarter. On its first possession in the second half, San Francisco evened the score at 17 with a 22-yard field goal by Wade Richey. On the following possession, Foley found Keyshawn Johnson for a 21-yard touchdown and a 24-17 lead. With just over three minutes remaining in the third quarter, Jerry Rice caught a 14-yard touchdown from Steve Young to bring the 49ers within one. The extra point was blocked and the score remained 24-23 heading into the fourth quarter. New York extended its lead to 27-23 after a John Hall 32-yard field goal. San Francisco took possession with 3:38 left in regulation and went on a 76-yard, five-play drive that was capped by a 38-yard touchdown pass from Young to J.J. Stokes, giving the 49ers the lead 30-27 with just over one minute remaining in regulation. New York then drove the ball to the 49ers 13-yard line, where John Hall tied the game at 30 with just three seconds on the clock. Both New York and San Francisco went three-and-out on their first possessions of overtime. The Jets moved to mid-field on their second possession before being forced to punt, pinning the 49ers on their own four-yard line. With 11:09 remaining in overtime, on San Francisco's first play of its second possession, Young gave the ball to Garrison Hearst, who ran right and broke six tackles on his way to a 96-yard, game-winning touchdown run and the 36-30 victory.

	1st	2nd	3rd	4th	OT	Final
49ers	7	7	9	7	6	36
Jets	3	14	7	6	0	30

December 6, 1998

San Francisco 31, Carolina 28

San Francisco extended its winning streak to four games with an exciting, high-scoring match-up with the Carolina Panthers. After an explosive first half, the 49ers took a 21–7 lead going into halftime. San Francisco started the second half with a five-play drive, which covered 90 yards, including a Garrison Hearst 71-yard touchdown run. The drive gave the 49ers a commanding 28–7 lead. With just 52 seconds left in the third quarter, Steve Beuerlein connected with Anthony Johnson on a 38-yard touchdown pass to cut the deficit to 28–14. On their first possession of the fourth quarter, the Panthers drove 76 yards in five plays and scored on a Beuerlein-to-Raghib Ismail 40-yard touchdown pass. Minutes later, Carolina tied the game at 28 with a 10-yard run by Tshimanga Biakabutuka. Carolina won the overtime coin toss and elected to receive. The Panthers ran two unsuccessful plays, and Beuerlein fumbled on the third, giving San Francisco possession on Carolina's 30-yard line. The 49ers picked up 25 yards driving to the Panthers five, where Wade Richey hit a 23-yard field goal for the 31–28 win.

	1st	2nd	3rd	4th	OT	Final
49ers	7	14	7	0	3	31
Carolina	7	0	7	14	0	28

December 26, 1999

Washington 26, San Francisco 20

The Washington Redskins visited 3Com Park and battled the San Francisco 49ers to their second overtime game in the last three meetings. San Francisco struck first with an 80-yard drive in 13 plays, capped off with a Charlie Garner four-yard touchdown run and a 7–0 lead. Early in the second quarter, Washington answered back with an 80-yard drive of its own, ending with a Brad Johnson-to-Michael Westbrook 65-yard touchdown strike. With a pair of Wade Richey field goals, San Francisco went into halftime with a 13–7 lead. Washington cut the deficit to three after Brett Conway nailed a 47-yard field goal in the third quarter. The 49ers extended their lead to 20–10 with a 78-yard scoring drive that ended on a five-yard touchdown pass from Jeff Garcia to J.J. Stokes. At the beginning of the fourth quarter, Conway connected on a 34-yard field goal to bring the Redskins within seven. Washington then struck again with 3:30 left in the game when Brad Johnson plunged in from one-yard to tie the game at 20. San Francisco threatened with just over one minute to go, driving to the Redskins 22-yard line before fumbling, which Washington recovered to force overtime. Washington won the overtime coin toss and promptly moved the ball to the San Francisco 33-yard line in three plays. On first down, Johnson hit Larry Centers for a 33-yard touchdown pass and the 26–20 win.

	1st	2nd	3rd	4th	OT	Final
49ers	7	6	7	0	0	20
Redskins	0	7	3	10	6	26

October 8, 2000

Oakland 34, San Francisco 28

In a game for the ages, the 49ers fell in overtime to the visitors from across the Bay, the Oakland Raiders. The Raiders jumped out to the early 6–0 lead on two Sebastian Janikowski field goals. The 49ers answered back, scoring 14 unanswered points to close out the first half. The Raiders dominated the third quarter, holding onto the ball for more than 11 minutes and scoring two touchdowns. After another score by the Raiders to start the fourth, the 49ers started their comeback. After a Jeff Garcia-to-Terrell Owens scor-

ing toss and another score on a nine-yard touchdown run by Charlie Garner, San Francisco tied the game at 28. On their next possession, the Raiders drove down to San Francisco's 23-yard line, but on fourth-and-10, Janikowski missed a 41-yard field goal wide left. The 49ers, with a chance to win the game, took possession and moved the ball down to the Oakland 29-yard line. On fourth-and-one, the Raiders defense stiffened and stopped a leaping Charlie Garner for no gain. The Raiders took over on downs, but couldn't get their offense going and were forced to punt back to the 49ers, who ran out the clock and forced the game into overtime. The Raiders won the toss and marched down to the 49ers 25-yard line. Janikowski came on to attempt the game-winning field goal, but missed wide right, his second missed field goal of the day. The 49ers took over and drove all the way to the Raiders 11-yard line. On first down, Wade Richey attempted the game-winning field goal, but was blocked and possession went back to the Raiders. Following two pass completions and a pass interference call on the 49ers, the Raiders finally put the game away with a 31-yard scoring toss from Rich Gannon to Tim Brown for the win.

	1st	2nd	3rd	4th	OT	Final
49ers	0	14	0	14	0	28
Raiders	3	3	15	7	6	34

September 9, 2001

San Francisco 16, Atlanta 13

The 49ers began the 2001 regular season in an exciting fashion, defeating the visiting Atlanta Falcons 16–13 in overtime. The 49ers trailed by seven points at halftime and began the fourth quarter with a 10-point deficit. A J.J. Stokes touchdown reception narrowed the gap before Jose Cortez's field goal attempt tied the game at 13 with 11 seconds remaining in regulation. The 49ers won the coin toss in overtime and elected to receive. On the drive the 49ers faced a third-and-five when Jeff Garcia rifled a pass to Tai Streets, who raced 53 yards to the Falcons 23-yard line. Three plays later, Cortez nailed a 24-yard field goal to lift the 49ers to victory.

	1st	2nd	3rd	4th	OT	Final
49ers	0	3	0	10	3	16
Falcons	7	3	3	0	0	13

October 14, 2001

San Francisco 37, Atlanta 31

The 49ers had their second overtime game of the 2001 season against the Falcons, sweeping Atlanta in the season series by winning 37–31. The 49ers rallied back from deficits of 20–7 at the half and 31–17 in the fourth quarter. The Falcons went up 14–0 early in the game. The 49ers put their first points of the game on the board in the second quarter when Jeff Garcia scored on a seven-yard run. The Falcons answered back with two field goals and went up 20–7 at halftime. Terrell Owens, who did not catch a pass in the first half, roared back to catch nine passes for 183 yards and a career-high three touchdowns. After a 49ers touchdown, at the hands of Kevan Barlow, and a touchdown by the Falcons, the 49ers were down 31–24 with just 2:22 remaining in the game. Garcia led the team on a 10-play, 72-yard drive when he hooked up with Owens from 17 yards out to tie the game at 31 with just 21 seconds remaining. The 49ers won the toss in overtime and drove to the Falcons 14-yard line. A mishandled snap between Garcia and Dave Fiore, who was filling in at center for an injured Jeremy Newberry, was recovered by the Falcons and their offense took over. The 49ers defense rose to the challenge, forcing Atlanta into a three-and-out possession. After the punt, San Fran-

cisco began at its own 33-yard line. After picking up one first down, Garcia faced third-and-five when he connected with Owens, who raced 52 yards for his third touchdown and the 37–31 overtime victory.

	1st	2nd	3rd	4th	OT	Final
49ers	0	7	10	14	6	37
Falcons	14	6	0	11	0	31

October 28, 2001

Chicago 37, San Francisco 31

The 49ers had their second consecutive overtime game and their third of the 2001 season as they dropped a 37–31 decision to the Chicago Bears. San Francisco went up early in the first quarter after Bryant Young forced a fumble, which Julian Peterson scooped up and returned 26 yards for the touchdown. The 49ers struck again when Jeff Garcia hooked up with Justin Swift for a one-yard touchdown and the 14–0 lead. The Bears answered back with a safety and a touchdown, making the score 14–9 at the half. In the third quarter, the 49ers struck first when Garrison Hearst scored his first touchdown since 12–14–98 on a 60-yard bomb from Garcia. The Bears offense then took over and drove down to the 49ers 10-yard line where Zack Bronson intercepted a Shane Matthews pass and returned it a team-record 97 yards for the touchdown. After a Chicago touchdown and a 49ers field goal, the score was 31–16 early in the fourth quarter. The Bears then racked up 15 unanswered points on two touchdown drives to tie the game at 31 and send it into overtime. The 49ers won the coin toss and the offense took over. On the first play from scrimmage, Garcia was intercepted by Mike Brown, who raced 33 yards for the touchdown and the 37–31 victory for Chicago.

	1st	2nd	3rd	4th	OT	Final
49ers	14	0	14	3	0	31
Bears	0	9	7	15	6	37

November 18, 2001

San Francisco 25, Carolina 22

In their fourth overtime game of the season, setting a new team record, the 49ers pulled out an exciting 25–22 victory over the Carolina Panthers. The game was a see-saw battle with each team going back and forth until the fourth quarter. The Panthers went ahead late in the fourth quarter after a Jeff Garcia interception. Wesley Walls scored on a 24-yard pass, but the two-point conversion failed, leaving the Panthers with a slim 19–14 lead. On the next 49ers drive, Garcia was intercepted again, this time deep in 49ers territory. The San Francisco defense held Carolina to only a field goal and the 49ers were down 22–14 with just 1:52 remaining in the game. Garcia started the offense on its own 34-yard line and began the two-minute drill. The 49ers moved down the field to the Panthers seven-yard line, where Garcia threw a fade route to Terrell Owens, who snatched it out of the air with one second remaining on the clock to cut the score to 22–20. Garcia then found Eric Johnson in the end zone for the two-point conversion to send the game into overtime. San Francisco won the coin toss and started its drive at its own 26-yard line. Garcia completed three-of-four passes for 27 yards, while Garrison Hearst rushed twice for 34 yards to bring the 49ers down to Carolina's nine-yard line. Jose Cortez came on for the game-winning field goal from 26 yards out, splitting the uprights to give the 49ers the 25–22 overtime victory.

	1st	2nd	3rd	4th	OT	Final
49ers	0	7	7	8	3	25
Panthers	7	3	3	9	0	22

November 3, 2002
San Francisco 23, Oakland 20

The 49ers visited the Oakland Raiders and turned in an exciting performance. Tied at 13 entering the fourth quarter, the game saw-sawed back and forth before heading into overtime. San Francisco scored first in the fourth quarter when Jeff Garcia connected with Tai Streets for a three-yard touchdown to take the lead at 20-13. Oakland answered after the ensuing kickoff went out of bounds and the Raiders got the ball at their own 40-yard line. Oakland converted a crucial fourth-and-three play to maintain possession and ended the drive with a 10-yard touchdown run by Charlie Garner with just over six minutes remaining. The 49ers then ate up the clock with an impressive 13-play drive into scoring position, where Jose Cortez missed a 27-yard field goal at the end of regulation to send the game into overtime. The 49ers won the toss and launched a 17-yard drive. It was there that Cortez lined up for the game-winning 23-yard field goal that sailed through the uprights.

	1st	2nd	3rd	4th	OT	Final
49ers	10	0	3	7	3	23
Raiders	7	6	0	7	0	20

November 17, 2002
San Diego 20, San Francisco 17

In their second overtime game in three weeks, the 49ers dropped a close one to the San Diego Chargers. San Francisco took the early lead, leading 17-7 at the start of the fourth quarter. However the Chargers reeled off 10 unanswered points in the final period to tie the game at 17 to send it into overtime. In overtime, the Chargers won the toss and returned the opening kickoff 39 yards. But the drive stalled there and San Diego was forced to punt. On the ensuing 49ers possession, the offense drove down the field to the San Diego 23-yard line where Jose Cortez's game-winning field goal sailed wide right. The Chargers took over and promptly drive down the field in nine plays where Steve Christie nailed the 40-yard game-winning field goal.

	1st	2nd	3rd	4th	OT	Final
49ers	0	7	10	0	0	17
Chargers	7	0	0	10	3	20

September 14, 2003
St. Louis 27, San Francisco 24

In an early-season division battle, the St. Louis Rams prevailed over the 49ers in overtime in a back and forth battle. The Rams went ahead late in the fourth quarter, 24-17, with 3:20 remaining. Undaunted, Jeff Garcia calmly led his team down the field for the game-tying 13-yard touchdown pass to Terrell Owens with 19 seconds remaining in regulation. The 49ers recovered a fumble on the ensuing kickoff and had the ball at midfield. After an incomplete pass, Garcia connected with Cedrick Wilson on a 29-yard pass on second down with nine seconds remaining. Instead of falling to the ground and taking a timeout, Wilson kept running and was tackled as time ran out and the game headed into overtime. The Rams won the toss and received the kickoff, which they returned to their 48-yard line. After a one-yard run by Marshall Faulk, the 49ers were penalized 15 yards for a face mask penalty. Marc Bulger then completed two straight passes which brought St. Louis to the 49ers 10-yard line. Jeff Wilkins then came on and hit the winning 28-yard field goal.

	1st	2nd	3rd	4th	OT	Final
49ers	7	3	7	7	0	24
Rams	7	0	7	10	3	27

October 26, 2003
Arizona 16, San Francisco 13

In another division battle, the 49ers had their second overtime game of the season, this time at Arizona. The field goal kicking was the story of this game as the 49ers missed both field goal attempts and made only 1-of-2 PATs and the Cardinals made only 3-of-6 field goal attempts. The Cardinals had the lead 13-6 in the fourth quarter when the 49ers tied the game on one of the most improbable touchdowns in team history. Jeff Garcia fumbled at the one-yard line and the ball was recovered by offensive lineman Kwame Harris, who scored his first career touchdown. The game was tied at 13 with 2:25 left to play. The Cardinals had another shot to get into scoring position, but were forced to punt and gave the 49ers one more shot for the victory with almost six minutes remaining in regulation. San Francisco then launched a drive that put the offense at the Arizona 16-yard line. But Owen Pochman missed the potential game-winning field goal, his second missed field goal of the day, this time from 35 yards out. This breathed new life into Arizona, who drove down to the San Francisco 32-yard line. With five seconds remaining in regulation, Tim Duncan attempted the game-winning 50-yard field goal, which was short, and the game headed to overtime. In overtime, the Cardinals won the toss and drove down to the 49ers 22-yard line in eight plays. Duncan set up for another chance at a game-winning field goal, this one from 39 yards out. The kick sailed through the uprights and the Cardinals notched the 16-13 victory.

	1st	2nd	3rd	4th	OT	Final
49ers	6	0	0	7	0	13
Cardinals	7	3	3	3	3	16

December 21, 2003
San Francisco 31, Philadelphia 28

The 49ers recorded their first overtime win of the season and also their first road win of 2003 with a 31-28 victory over Philadelphia. The two teams traded points back and forth heading into the final quarter. The 49ers kicked a 25-yard field goal on the first play of the fourth quarter to cut Philadelphia's lead to 21-20. On San Francisco's next possession, Kevan Barlow ran for 26 of his career-high 154 total yards and scored from one-yard out to give the 49ers a 26-21 lead. The two-point conversion attempt was successful and the 49ers had a seven-point lead with five minutes remaining in the game. The Eagles answered with a 10-play drive, adding seven points to tie the game on a Todd Pinkston touchdown grab with a little over a minute remaining in regulation. Philadelphia won the overtime coin toss and started its drive at its own 21-yard line. On the first play in the extra period, Tony Parrish, who notched an interception on the game's first drive, intercepted another pass and ran it back to the Eagles four-yard line. Todd Peterson then came out and nailed the 22-yard game-winning field goal.

	1st	2nd	3rd	4th	OT	Final
49ers	7	7	3	11	3	31
Eagles	0	14	7	7	0	28

October 10, 2004
San Francisco 31, Arizona 28

QB Tim Rattay joined an elite group of quarterbacks who have led the 49ers to come from behind victories in a 31-28 overtime victory against the visiting Arizona Cardinals at Monster Park. Rattay coolly directed two late fourth-quarter scoring drives that sent the game into overtime after trailing by 16 points with 8:19 remaining. In overtime, Rattay again led the team

downfield and buoyed by a roughing the passer penalty, put them into scoring position where K Todd Peterson banged home the game-winning 32-yard field goal. Rattay finished the game with a CAREER-HIGH 417 yards passing and a quarterback rating of 99.8. He was an impressive 14 of 20 for 115 yards and two touchdowns in the fourth quarter. He also broke QB Joe Montana's team record by completing 38 passes. Montana held the previous mark of 37. Rattay's favorite target on the day was TE Eric Johnson who hauled in a career-high 13 receptions for 162 yards and one touchdown. Johnson caught a six-yard touchdown from Rattay with 4:35 remaining in the game that pulled the 49ers within 10 points. Rattay ran in the two-point conversion and suddenly the 49ers were within eight points. Now they needed a stop and the defense was up to the task, forcing a Cardinals punt. Taking over at the 49ers 28-yard line, Rattay started off with a nine-yard pass to WR Curtis Conway, then scampered 15 more yards before hitting Conway on a 14-yard pass to get the 49ers to the Cardinals 23. From there Rattay found WR Brandon Lloyd in the corner of the end zone and the 49ers were within two points. Lloyd then slipped in front of the defender and caught Rattay's two-point offering sending the game into overtime. The 49ers won the overtime coin toss and never relinquished the ball. A roughing the passer penalty on Arizona's DT Darrell Dockett helped the 49ers cause and Rattay took advantage as he quickly moved the team into scoring position where Peterson knocked home the game-winner.

	1st	2nd	3rd	4th	OT	Final
49ers	0	6	6	16	3	31
Cardinals	0	14	0	14	0	28

December 12, 2004
San Francisco 31, Arizona 28

First-year RB Maurice Hicks earned the game ball after an inspiring 139-yard performance on 34 attempts. He and QB Ken Dorsey carried the 49ers to their second victory of the season, a 31-28 overtime victory in Arizona. San Francisco did have to work for the win, despite taking a 28-3 lead in the third quarter. The Cardinals staged a furious rally and almost answered the 49ers overtime win earlier in the season at Monster Park. But some key plays from the defense and the legs of Hicks proved the difference of the day. Hicks, making his first career NFL start, had four carries for 42 yards in overtime including a significant 17-yard gain that set-up K Todd Peterson's game-winning field goal. Facing 2nd and 3 from the Cardinals 30-yard line, Hicks took the handoff from Dorsey, cut off the tackle to his right and raced downfield before he was knocked out of bounds at the 13. Dorsey finished the game completing 18 of 34 passes for 191 yards and three scores for a passer rating of 99.0. Starting for the injured QB Tim Rattay, Dorsey threw his first career touchdown to WR Brandon Lloyd for the first score of the day. He then connected twice with WR Cedrick Wilson for scores as Wilson led the receiving efforts with five receptions for 83 yards and two scores, including a 19-yard catch to keep the 49ers game-winning drive alive. Dorsey was sacked just once in his 34 passing attempts behind an offensive line that played its best game of the year.

	1st	2nd	3rd	4th	OT	Final
49ers	7	14	7	0	3	31
Cardinals	0	3	7	18	0	28

January 1, 2006

San Francisco 20, Houston 17

The San Francisco 49ers rallied from a 10–0 first quarter deficit for a 20–17 overtime victory over the Houston Texans to close out the 2005 campaign with two consecutive wins for a 4–12 record. The 49ers dominated the line of scrimmage, gaining 182 yards on the ground and controlling the clock for 44:03. The 49ers used a combination of RB Frank Gore (108 yards) and RB Maurice Hicks (64 yards) to take control on the ground. S Mike Adams was the star of the game on defense after finishing with two interceptions, one that was returned for a touchdown and the other that led to the game-winning field goal in overtime. QB Alex Smith helped lead the 49ers to a touchdown at the end of the first half by converting a key third-and-13 situation with a 14-yard strike to WR Brandon Lloyd and then three plays later threw his first NFL touchdown pass when he rolled to his right and found Lloyd in the back of the end zone for a 14-yard score. The 49ers took the second half kick and went on a 14-play, 56-yard drive that ended with a 42-yard field goal by Nedney to tie the game at 10–10. Houston responded when Banks fired a 31-yard pass to WR Corey Bradford to get into San Francisco territory followed by a 25-yard touchdown pass to Bradford to retake the lead at 17–10. Adams, who made his first NFL start at cornerback, intercepted QB Tony Banks at the end of the third quarter and returned it 40 yards for a touchdown to tie the game at 17–17. Then in overtime, Banks went deep but Adams intercepted the pass and alertly lateraled to S Ben Emanuel, who ran 35 yards to the Houston 21-yard line. After two short runs, PK Joe Nedney nailed a 33-yard field goal to give the 49ers the 20–17 victory.

	1st	2nd	3rd	4th	OT	Final
49ers	0	7	10	0	3	20
Texans	10	0	7	0	0	17

December 31, 2006

San Francisco 26, Denver 23

The San Francisco 49ers overcame a 13–0 deficit to pull out a 26–23 win over the Denver Broncos at Invesco Field at Mile High. The 49ers played the role of spoilers when the victory knocked the Broncos out of the playoffs. The 49ers come-from-behind win was led by three outstanding individual efforts: RB Frank Gore gained 153 rushing yards, PK Joe Nedney kicked four field goals along with the game winner in overtime, and CB Walt Harris snagged two interceptions, including a 28-yard touchdown return in the third quarter. WR Bryan Gilmore had two key plays in overtime to advance the 49ers into field goal range for the game winning kick. During the first half, strong 49ers goal-line defense helped limit Denver to a pair of field goals on drives that were stopped when the Broncos were in first-and-goal situations. The 49ers defense again held Denver to a field goal in the third quarter when the Broncos had a first-and-goal inside the five-yard line. Denver went ahead 13–0 in the second quarter when CB Champ Bailey took a deflected theft 70 yards into the end zone. Nedney booted a 46-yard field goal to put the score at 13–3 in Denver's favor at the end of the half. San Francisco rallied in the second half, converting its first series into a 12-play, 76-yard touchdown drive. FB Moran Norris caught a short pass from Smith and weaved in and out of traffic for a 32-yard touchdown. The 49ers took the lead on the ensuing drive when Harris picked off QB Jay Cutler and went 28 yards untouched for a touchdown that gave the 49ers a 17–13 lead. Denver responded with a field goal on the next series, but the 49ers added two field goals in the

fourth quarter for a 23–16 advantage with 6:14 to play in regulation. Cutler completed a nine-yard touchdown pass to TE Tony Scheffler to tie the game at 23–23 and send it into overtime. Denver won the coin toss, but was forced to punt on two drives before a 12-yard return by PR Brandon Williams allowed the 49ers to start their game-winning drive at their own 39-yard line. Gilmore gained 20 yards on an end route and then caught a 14-yard pass from QB Alex Smith for a first down at the Denver 25-yard line. Two plays later, Nedney kicked a 36-yard field goal to give San Francisco the win.

	1st	2nd	3rd	4th	OT	Final
49ers	0	3	14	6	3	26
Broncos	3	10	3	7	0	23

November 25, 2007

San Francisco 37, Arizona 31

The San Francisco 49ers completed a series sweep of the Arizona Cardinals with a 37–31 overtime victory to snap an eight-game losing streak at the University of Phoenix Stadium. DE Ron Fields forced QB Kurt Warner to fumble on a sack in the end zone, and LB Tully Banta-Cain recovered the ball for a touchdown in overtime to seal the win. The play was set up after PK Neil Rackers missed a 32-yard field goal in overtime. Rackers was successful on a field goal from the San Francisco nine-yard line, but the Cardinals were penalized for a delay of game penalty, moving the ball back to the 14-yard line where Rackers was wide to the left. A 59-yard punt by P Andy Lee followed by an Arizona penalty forced the Cardinals to begin their next drive at the three-yard line, setting up the 49ers defensive touchdown to get the win. RB Frank Gore went over the 100-yard mark for the first time in 2007, finishing with 116 yards and two touchdowns, including a 35-yard touchdown run with 1:25 to play to give the 49ers a 31–28 lead. Warner completed five passes on the ensuing drive to get Arizona to the one-yard line with six seconds to play. CB Donald Strickland broke up a pass in the end zone to force Arizona to settle for a 19-yard field goal as time expired in regulation. In overtime, Warner completed a short pass to WR Sean Morey, who raced down the sidelines for a 62-yard gain before LP Patrick Willis caught up with him to make a game-saving tackle at the 14-yard line. That set up Rackers game-winning field goal attempt. The 49ers had three first half turnovers with two CB Walt Harris interceptions and a strip by CB Nate Clements to lead to 14 points. San Francisco had a 17–7 lead and appeared to be in position to take a 17–14 halftime lead after Harris' second interception gave the 49ers a first down at their own 41-yard line. QB Trent Dilfer moved the team inside Arizona territory to the 37-yard line with 11 seconds to go to set up a field goal attempt. PK Joe Nedney attempted a 55-yard field goal that went wide, leaving six seconds on the board for the Cardinals. Warner completed a short pass to the sideline and then with two seconds left completed a 48-yard Hail Mary pass to WR Larry Fitzgerald for a touchdown and a 21–17 halftime lead. A 57-yard touchdown pass from Dilfer to WR Arnaz Battle in the third quarter pushed the 49ers back in front, 24–21, heading into the final quarter. Cardinals backup QB Tim Rattay completed a two-yard touchdown on a fourth-down play midway in the fourth quarter to take a 28–24 lead. Gore's 35-yard touchdown with 1:25 recaptured the lead for San Francisco, but Rackers last second field goal sent the game to overtime.

	1st	2nd	3rd	4th	OT	Final
49ers	7	10	7	7	6	37
Cardinals	7	14	0	10	0	31

September 14, 2008

San Francisco 33, Arizona 30

The San Francisco 49ers overcame a 14–point first quarter deficit to win 33–30 in overtime after PK Joe Nedney nailed a 40-yard game-winning field goal. After closing the gap to 20–13 at halftime, the 49ers intercepted Seattle on the first two drives of the second quarter, including one that was returned for a touchdown. On the first series of the second half, CB Walt Harris tipped a QB Matt Hasselbeck pass that was picked off and returned 86 yards for a touchdown by LB Patrick Willis to tie the game at 20–20. On the next series, DE Ray McDonald tipped a pass that was intercepted by Harris at the Seattle 41-yard line to help set up the go-ahead touchdown. QB J.T. O'Sullivan completed back-to-back passes to WR Bryant Johnson to move the 49ers to the 22-yard line to help get into position for a two-yard touchdown run by RB Frank Gore to lift the 49ers in front, 27–20. Seattle responded with a 15-play, 74-yard drive that ended in a touchdown to tie the game at 27–27. After both teams exchanged field goals to get the score tied at 30–30, the 49ers forced Seattle to punt from its own 12-yard line and the 49ers began a drive at the Seattle 49-yard line with 1:09 to play in regulation. The team moved to the 23-yard line with three seconds to play to set up a game-winning field goal attempt. Nedney's 41-yard attempt sailed wide to the right to send the game to overtime. The 49ers won the toss and elected to receive. O'Sullivan completed a 33-yard pass to WR Isaac Bruce on third-and-seven and a five-yard pass to WR Arnaz Battle on a third-and-two situation to push the 49ers to the 23-yard line where Nedney connected on a 40-yard field goal to give San Francisco the win. O'Sullivan registered his first 300-yard game, finishing 20-of-32 for 321 yards with one touchdown. Bruce had his first 100-yard game as a member of the 49ers with 153 yards on four catches, including a 63-yard catch in the second quarter to help get the 49ers in position for O'Sullivan's three-yard touchdown pass to Johnson. Seattle jumped to a 14–0 first quarter after taking advantage of two miscues by the 49ers. LB Manny Lawson blocked a Seattle punt early in the game, however Seattle recovered the loose ball and converted it into a first down inside San Francisco territory on a drive that ended with a Seattle touchdown. On the next series, Seattle forced Gore to fumble deep in Seahawks territory on a play that resulted in a 10-yard touchdown return by DT Craig Terrill.

	1st	2nd	3rd	4th	OT	Final
49ers	3	10	14	3	3	33
Seahawks	14	6	0	10	0	30

November 14, 2010

San Francisco 23, St. Louis 20

The San Francisco 49ers Week 10 matchup would be a battle between NFC West foes as they hosted the division leading St. Louis Rams at Candlestick Park. With the chance to get back into the hunt for the NFC West and compile back-to-back wins for the first time this season, the 49ers would take a big step and put the game in the hands of former Heisman Trophy winner QB Troy Smith. Along with late game heroics that came down to the first overtime contest for the 49ers this season, the game proved to be a classic NFC West shootout. The Rams would also rely on a former Heisman Trophy winner in QB Sam Bradford to come in and test the 49ers at home. With two quarterbacks of storied pasts, the game turned out to be an offensive showcase as both teams would throw for a combined 607 yds., as well as 753 yds. of total offense. All

would come down to an overtime FG off the foot of K Joe Nedney, who connected on a 29-yd. game-winning kick that gave the 49ers the 23–20 win. With St. Louis winning the toss and electing to receive, Bradford started things off, marching his team down the field. The drive ultimately would be halted, but not before a K Josh Brown's 42-yd. FG put the Rams on the board 3–0 to start the game. Coming off a bye and an extra week to prepare, the 49ers picked up right where they left off in London, as they were able to effectively spread the ball down the field, putting up 421 yds. of total offense. Smith proved to be a major part of the offensive onslaught as he completed 17 of 28 pass atts. for a career-high 356 yds. and 1 TD through the air. Smith's 356 yds. were the most by a 49ers QB since QB Tim Rattay threw for 417 yds. on 38 of 57 pass atts. vs. Arz. (10/10/04). From start to finish, the 49ers found ways to get the ball to multiple players throughout the offense as Smith connected with 5 different receivers who registered 60 yds. rec. or more. It marked the first time in franchise history that at least 5 receivers totaled 60 yds. rec. or more. Smith started the carousel of offensive production with a 32-yd. pass to TE Vernon Davis. On the very next offensive drive, Smith hooked up with WR Josh Morgan for a 65-yd. pass deep down the right side that brought him to the 1-yd. line, setting up a 1-yd. TD run by RB Frank Gore and giving the 49ers a 7–3 lead. The 49ers offense would continue to pour on the yards as they successfully moved the ball down field and allowed Nedney to connect on a 26-yd. FG to put the home team up 10–3 with 12:04 left to go in the half. The Rams eventually would find their way into the end zone as QB Sam Bradford connected with WR Danny Amendola for a 5-yd. TD pass to tie the game at 10 a piece heading into halftime. The 49ers found themselves down heading into the 4th qtr. after Rams RB Steven Jackson scampered for a 13-yd. TD to bring the score to 10–17. With the home team down 13–17 late in the 4th qtr. the 49ers would once again turn to their quarterback. With 2:30 remaining on the clock, the 49ers faced a 3rd and 32 situation at the SF 47-yd. line. Smith then connected on back-to-back passes to Gore of 14 and 23 yds. to move the chains, before firing a 16-yd. TD strike to WR Michael Crabtree to give the 49ers the lead. Rams marched right back down the field and scored off of a 33-yd. FG by Brown, forcing overtime. After St. Louis won the toss, the 49ers defense made a crucial 3 and out stop, which included a 3rd down sack by DT Justin Smith that allowed the 49ers to get the ball back and set up the game-winning FG.

	1st	2nd	3rd	4th	OT	Final
Rams	3	7	7	3	0	20
49ers	7	3	0	10	3	23

September 18, 2011
Dallas 27, San Francisco 24

San Francisco's regime led by Jim Harbaugh and his new but experienced staff, entered the historic rivalry match against the Dallas Cowboys with something to prove at Candlestick Park. The 49ers started off as they had hoped, scoring 2 first-half TDs and blanking America's Team, but big pass plays late in the game would ultimately cause the Niners to fall short as they were edged 27–24 in overtime. Dallas opened the 1st

qtr. marching down the field, but came up short after a failed 21-yd. FG attempt by K Dan Bailey. After exchanging the next couple of possessions, QB Alex Smith led the Niners on a 68-yd. drive, capped off by a 1-yd. TD by RB Frank Gore in the 2nd qtr. The 49ers front seven played strong, swarming and stopping the run, allowing Smith and the Niners to regain possession to take a 14–0 lead. The 12-yd. throw from Smith marked the first TD of WR Kyle Williams' career and the team's first passing TD of 2011. QB Tony Romo and the Cowboys answered before the half on a 71-yd. drive, capped off by a 53-yd. TD slant to WR Miles Austin, making it a one score game heading into the half. Dallas lost its starting QB for a brief stretch in the 3rd qtr., when it appeared Romo's rib injury – occurring on the 3rd play of the game – had become too much of a hindrance. Backup QB Jon Kitna started the 3rd qtr. and threw a tying TD pass and 2 INTs in relief. Displaying good ball skills and awareness, CB Tramaine Brock came up with his 2nd INT of the season in as many weeks, reacting to a Kitna tipped pass and coming up with the turnover. Smith and the 49ers took advantage of the Cowboys turnover with a deep pass down the right sideline to TE Delanie Walker for 29 yds. and the go-ahead TD entering the 4th qtr. K David Akers connected on a 55-yd. FG, marking the longest FG in Candlestick Park history, and the Niners built up a 10-pt. cushion. The Cowboys charged back from the 24–14 deficit when Romo hit Austin for a leaping 25-yd. TD, and then directed a 10-play, 44-yd. drive in the final 4 minutes that ended with an overtime-forcing, 48-yd. field goal. After the Cowboys' defense forced a punt on the 49ers first OT drive, Romo found backup WR Jesse Holley in stride for a 77-yd. gain that set up 19-yd. game-winning FG.

	1st	2nd	3rd	4th	OT	Final
Cowboys	0	7	7	10	3	27
49ers	0	14	7	3	0	24

January 22, 2012
New York Giants 20, San Francisco 17
NFC Championship Game

When asked what his message was to his players after falling short to the New York Giants in the NFC Championship game, Harbaugh stated, "As Sir Andrew Barton said, 'Fight on my men, we're hurt but not slain. We'll lay down and bleed a while. Then we'll rise and fight again.'" Harbaugh, of course was referring to his team's blue-collar mentality after the Giants escaped rain-soaked Candlestick Park with a 20–17 overtime victory. "They stand toe-to-toe and fight every time they go out onto the field," added Harbaugh. "Be forever proud of our players and coaches the way they compete." Harbaugh got the Niners to the brink of the Super Bowl in his rookie year, taking over a 6–10 team and going 13–3 to win the NFC West. The extra minutes at Candlestick Park went in favor of the opponent in a year where most didn't expect a storybook season. The 49ers defense played stoically, recording six sacks on Giants QB Eli Manning, which ranked t–2nd for the most sacks in a postseason game in franchise history (6 – four times, last vs. Den. – 1/29/90). TE Vernon Davis gave the 49ers a 7–0 lead with 7:11 remaining in the 1st qtr. after running a pattern down the right sideline and outracing the secondary for a 73-yd. TD recept. from QB Alex Smith. On their ensuing drive, the Giants

drove from their own 31 to the San Francisco 34-yd. line. On 3rd-and–1, Manning and the Giants failed to get a first down despite two opportunities. The Giants eventually evened the score on a 10-play, 69-yd. drive when TE Bear Pascoe caught Manning's short pass at the 6-yd. line and stepped into the end zone for the TD. The Giants added a FG with two seconds remaining in the 2nd qtr. to give them a 10–7 edge going into the locker room. Davis' second TD of the game, gave the lead back to the Niners at 14–10 with 5:18 remaining in the 3rd qtr. San Francisco's 3-play, 54-yd. TD drive was set up by a short pass to RB Frank Gore, who turned it into a 24-yd. gain. On the next play, Davis went in motion from right to left and caught a lofted pass to the end zone by Smith. The Giants took the lead back after the ball inadvertently glanced off WR Kyle Williams on a punt, giving the ball back to the Giants on their 29 yard line. Manning connected a 17-yard pass to WR Mario Manningham to give the Giants a 17–14 lead with 8:41 remaining. Williams' 40-yd. return on the ensuing kickoff enabled the 49ers to start their next possession at their own 45. On consecutive plays, Smith scrambled for 17 yds. and RB Kendall Hunter ran for 18 more, resulting in a K David Akers game-tying FG with 5:39 to go, 17–17. After both teams went 3-and-out on their first overtime possession, a Giants takeaway on a Williams fumble, forced by LB Jacquian Williams on a punt return, gave the Giants possession at their own 36 with 9:32 remaining. After converting one first down, K Lawrence Tynes sent the season-ending 31-yd. FG through the uprights.

	1st	2nd	3rd	4th	OT	Final
Giants	0	10	0	7	3	20
49ers	7	0	7	3	0	17

November 11, 2012
St. Louis 24, San Francisco 24

The 24–24 stalemate marked the 14th tie for the 49ers since joining the NFL in 1950 and first since 1986 [10–10 at Atl. (10/19)]. It also marked the 49ers first tie at Candlestick Park since 1972 [20–20 vs. NO (10/22)]. St. Louis got off to a fast start, scoring on a 36-yd. TD pass from QB Sam Bradford to WR Brian Quick. The Rams next possession went 7-plays, for 93-yds., ending with a 7-yd. TD run by RB Steven Jackson to make the score 14–0 at the end of the 1st qtr. The 49ers answered on their next possession, driving 78-yds. on 12-plays, capped off by QB Alex Smith's 14-yd. TD pass to WR Michael Crabtree. Crabtree's TD recept. came on 3rd-and–7, marking his 3rd TD on 3rd down this season, ranking t–3rd in the NFL. Crabtree has tallied a TD in each of his last 5 games against St. Louis. Following the TD drive, Smith left the game due to injury. The San Francisco defense stiffened following the offense's TD, forcing two consecutive three-and-outs and what would have been a third if not for P Johnny Hekker's 1st down completion on a Rams fake punt. Three plays after the fake punt, LB Aldon Smith ended the Rams drive and the 1st half with his first of 2.0 sacks in the game. Smith has recorded 9.5 sacks for the season and 23.5 for his career. Smith's 9.5 sacks ranks 3rd in the NFL and 1st in the NFC. The first possession for each team to start the 3rd qtr. resulted in no change on the scoreboard. With 8:43 remaining in the 3rd qtr., St. Louis began a 16-play drive that milked 8:25 off the clock and resulted in a 27-yd. FG by K Greg Zuerlein, stretching the lead to 17–7. On the

49ers next possession, Alex Smith's backup, QB Colin Kaepernick, led the Niners down the field, completing 5 of 5 pass attempts for 67-yds. Kaepernick finished the drive with a 7-yd. TD run, as he successfully dove inside the pylon with 8:48 remaining in the 4th qtr. On the ensuing kickoff, RB Isaiah Pead fumbled the ball at the St. Louis 28-yd. line. CB Tramaine Brock (1st career FF) forced the fumble, it was recovered by S Darcel McBath (1st career FR) and returned 8-yds. to the Rams 20-yd. line. The 49ers first play following the fumble resulted in a 20-yd. TD run by RB Frank Gore. Gore rushed for 97-yds. on 21 carries. The 20-yd. TD run marked his 5th TD of the season and 48th of his career. He currently trails just RB Joe Perry (50) and RB Roger Craig (50) for the most rushing TDs in franchise history. The TD made the score 21-17 in San Francisco's favor with 8:29 left in the 4th qtr. The Rams answered the 49ers score with a score of their own, going 14-plays, for 81-yds. capped off by a 2-yd TD pass from Bradford to WR Austin Pettis. The long St. Louis drive left only 1:13 on the clock, as the 49ers trailed 24-21. Kaepernick engineered an 8-play, 63-yd. drive under pressure, accounting for 54 yds. to set K David Akers up for a 33-yd. game-tying FG to force overtime. In the extra period, St. Louis won the toss and elected to receive. On the Rams first play, Amendola recorded an 80-yd. receipt. down to the 49ers 2-yd. line, but an illegal formation penalty against the Rams erased the long catch and brought the ball back to the St. Louis 13-yd. line. A few plays later, San Francisco forced a Rams punt, setting up good field position for the 49ers offense. The 49ers drove down to the St. Louis 23-yd. line, to set Akers up for a 41-yd. FG attempt that was wide left. The Rams took the ball, drove to the San Francisco 40-yd. line and Zuerlein also missed the potential game-winning FG as neither team was able to score before the clock ran out, resulting in a tie.

	1st	2nd	3rd	4th	OT	Final
Rams	14	0	3	7	0	24
49ers	0	7	0	17	0	24

December 2, 2012

St. Louis 16, San Francisco 13

The 49ers and Rams had to play deep into overtime for the second time this season, as St. Louis outlasted San Francisco in a tough divisional matchup. Both defenses played well, resulting in only one scoring play during the 1st half. After forcing a Rams 3-and-out, the 49ers took over on their own 40-yd. line. On the first play of the drive, RB Frank Gore gained 23-yds. on the ground, putting the ball at the St. Louis 37-yd. line. The offensive line continued to open up holes for Gore, as he ran for 18 more yds. on 3 carries and capped off the drive with a 1-yd. TD run, making the score 7-0 with 3:01 remaining in the 1st qtr. After the San Francisco TD, the Rams offense was held to its second consecutive 3-and-out. With 2:31 remaining in the 2nd qtr., the 49ers defense recorded its third 3-and-out in four defensive series, with LB Aldon Smith forcing a long 3rd down after registering his 17.5 sack of the season. His 17.5 sacks ties the 49ers single-season franchise record (Fred Dean - 1983). Smith now has 31.5 career sacks, surpassing Hall of Fame DE Reggie White (31.0) for the most sacks by a player in their first two years in NFL history. On the 49ers second possession of the 3rd qtr., Kaepernick was flagged for intentional grounding in the end zone, which resulted in a safety making the

score 7-2 with 4:36 left in the 3rd qtr. San Francisco answered with its next offensive possession, marching 94-yds. on 13 plays to setup K David Akers for a 23-yd. FG. WR Michael Crabtree caught 4 passes for 69 during the drive. For the game, Crabtree tallied 7 receipts. for 101 yds., marking his 2nd 100-yd. game of the season and 5th of his career. The Rams were unable to get on the scoreboard with their next offensive possession, but they did after recovering a fumble by Kaepernick on 3rd-and-3 and CB Janoris Jenkins returned the loose ball 2 yds. for a TD. QB Sam Bradford completed the 2-point conversion attempt to TE Lance Kendricks to knot the score at 10 apiece with 3:04 remaining in the 4th qtr. Kaepernick showed poise on the next possession, following the fumble, as he rushed for 50 yds. down to the St. Louis 14-yd. line. Kaepernick rushed for 84 yds. on 9 carries. His 84 yds. on the ground are the most by a 49ers quarterback since Steve Young rushed for 102-yds. vs. NO (12/23/90). Akers was able to put the 49ers up by 3 with a 33-yd. FG with 1:38 remaining. The Rams managed to drive 45 yds. on 7 plays to set Zuerlein up for a 53-yd. FG that sailed through the uprights as the clock expired to send the game into overtime. In overtime, it took 14:30 of 15 minutes to decide the outcome of the game, as Zuerlein made a 54-yd. FG to end the game with a final score of 16-13.

	1st	2nd	3rd	4th	OT	Final
49ers	7	0	0	6	0	13
Rams	0	0	2	11	3	16

November 9, 2014

San Francisco 27, New Orleans 24

A late-game sack and forced fumble by LB Ahmad Brooks setup a game-winning FG in overtime by K Phil Dawson, as the 49ers defeated the Saints, 27-24, at the Mercedes-Benz Superdome. On the opening drive of the game, QB Drew Brees' pass intended for WR Marques Colston was picked off by S Antoine Bethea and returned to the Saints' 19-yd. line. Three plays later, RB Frank Gore scored from four yards out to give the 49ers an early 7-0 lead. On the drive, Gore moved past RBs Eddie George and Tiki Barber for the 24th most rushing yds. in NFL history. A three-and-out by the Saints gave San Francisco the ball at its own 21-yd. line. The 49ers offense pieced together a 13-play, 79-yd. drive that was capped off by a 9-yd. TD run by RB Carlos Hyde. With the 49ers leading 14-0, the Saints responded with a scoring drive of their own, as K Shayne Graham connected on a 40-yd. FG to make the score 14-3. Early in the 2nd qtr., Brees found WR Brandin Cooks for a 31-yd. TD pass to bring the score to 14-10. San Francisco's offense countered with a 15-yd. TD pass from QB Colin Kaepernick to WR Anquan Boldin to extend his streak of at least one TD pass to 16 consecutive games, the 2nd longest streak by a QB in franchise history. Boldin recorded 6 receipts. for 95 rec. yds. and 1 TD, and now has 635 receipt. yds. this season, becoming one of 12 players in NFL history to register 12 seasons with 600-or-more rec. yds. Both teams exchanged punts before the Saints drove down to the 49ers 22-yd. line, where CB Chris Culliver picked off Brees' pass in the end zone to close the first half. On New Orleans' second drive of the 3rd qtr., Brees led the Saints offense on a 10-play, 64-yd. drive and found TE Jimmy Graham for an 11-yd. TD. With the 49ers leading 21-17 late in the game, Brees connected with Graham for the duo's 2nd TD of the game to give

the Saints a 24-21 lead with 1:55 remaining. Unable to gain ground on its first three plays, San Francisco's offense faced a critical 4th-and-10 on its own 22-yd. line. Kaepernick scrambled to his right and found WR Michael Crabtree on a 51-yd. reception. Three plays later, K Phil Dawson kicked the game-tying FG from 45 yds. out to send the game into overtime. After both teams failed to score points on their first drives, the Saints regained possession with 7:43 left in OT. On 2nd-and-15, Brooks sacked and stripped Brees and the fumble was recovered by LB Chris Borland. On the ensuing play, Dawson kicked a game-winning, 35-yd. FG to give the 49ers the victory on the road.

	1st	2nd	3rd	4th	OT	Final
49ers	14	7	0	3	3	27
Saints	3	7	7	7	0	24

December 20, 2014

San Diego 38, San Francisco 35

San Francisco fell to San Diego, 38-35, in overtime in a game that saw the 49ers rush for a franchise-record 355 yds. On the opening drive of the game, RB Frank Gore ripped off a 52-yd. TD to give the 49ers an early 7-0 lead. Two possessions later, CB Perrish Cox intercepted QB Philip Rivers' pass intended for WR Seyi Ajirotutu, which marked his team-leading fifth INT of the season. Soon after, QB Colin Kaepernick drove the offense 67 yds. on 10 plays before finding WR Bruce Ellington on an 8-yd. TD pass. On San Diego's very next drive, S Antoine Bethea intercepted Rivers' pass and returned it 49 yds. for a TD to extend San Francisco's lead to 21-0. It marked the longest INT return and the first TD of Bethea's career. The Chargers responded on their next drive, as Rivers led an 8-play, 73-yd. drive that was capped off by a 15-yd. TD pass to WR Eddie Royal. Up 21-7, the 49ers held the ball for the final possession of the first half. San Francisco converted a 3-and-1 from San Diego's 1-yd. line on a reverse to Ellington, who scored on a 1-yd. TD run. With the score, Ellington became the first 49er to record both a rushing TD and receiving TD in the same game since Gore vs. NO (9/20/10), and the first 49ers rookie to accomplish the feat since RB Amp Lee at Min. (12/13/92). On San Diego's third drive of the 3rd qtr., Rivers found TE Antonio Gates on a 1-yd. TD pass. Following a nullified 70-yd. TD pass to TE Vernon Davis on San Francisco's next drive, Kaepernick was sacked and stripped and the fumble was recovered by Corey Liuget in the end zone to cut the 49ers' lead to 28-21. Following the turnover, Kaepernick ran 90-yds. for a touchdown to give San Francisco a 35-21 lead. His run marked the second-longest TD run by a QB in NFL history. In the 4th qtr., Rivers connected with Gates for a 21-yd. TD pass to cut the lead to 35-28. One drive later, Rivers orchestrated a late, 14-play, 80-yd. drive that was capped off by an 11-yd. TD pass to WR Malcolm Floyd to tie the game with 0:32 remaining in the game. The 49ers held the final possession of the game, but K Phil Dawson was unable to connect on a 60-yd. field goal to win the game. In overtime, the Chargers capitalized on a 49ers turnover and K Nick Novak kicked a game-winning 40-yd. FG to lead San Diego past San Francisco, 38-35.

	1st	2nd	3rd	4th	OT	Final
Chargers	0	7	14	14	3	38
49ers	7	21	7	0	0	35

December 6, 2015
San Francisco 26, Chicago 20

In Week 13, San Francisco traveled to the Windy City where they defeated the Chicago Bears at Soldier Field in overtime, 26–20. QB Blaine Gabbert completed 18-of-32 atts. for 196 yds. and 1 TD, while adding a career-high 75 (12.5 avg.) rushing yds. and his first career rushing TD. WR Anquan Boldin recorded 5 re-cpts. for 37 yds. on the day, becoming the 18th player in NFL history to record 13,000-or-more rec. yds. in their career. The Bears jumped out to an early 6–0 lead in the first quarter, as K Robbie Gould connected on 40-yd. and 51-yd. FGs on Chicago's first two pos-sessions. On the third Bears possession, 49ers DB Jimmie Ward stepped in front of a QB Jay Cutler pass and returned it 29-yds. for his first career INT and first career TD. It marked the first INT for a TD by the 49ers defense since 12/20/14 vs. SD (\$ Antoine Bethea – 49-yd. INT return). However, a blocked point after attempt kept the score at 6–6. Chicago would take a 13–6 lead on their next possession, as RB Matt Forte found the end zone on a 5-yd rush early in the second quarter. The 49ers were quick to respond, as QB Blaine Gabbert engineered a 16-play, 81-yd. drive that took over eight minutes off the clock, and ended with a 1-yd. TD run from RB Shaun Draughn, his first TD as a member of the 49ers. It marked Draughn's 3rd career rushing TD and first since 11/1/12 at SD as a member of the Kansas City Chiefs. The game remained tied at 13 until midway through the fourth quarter, when Bears RB Ka'Deem Carey gave the home team the 20–13 advantage with a 4-yd. TD run. On the ensuing possession, Gabbert took over at his own 36-yd. line with 3:27 remaining in the game. On the 6-play drive, Gabbert rushed for 60 yds., including a career-long 44-yd. TD, the first of his career, to tie the game at 20–20. On the following kick-off, Chicago WR Deonte Thompson recorded a 74-yd. return, setting the Bears up with prime field position for the win. However, after running the game clock down to two seconds, Gould missed the 36-yd. FG wide left to send the game to overtime. After winning the coin toss and choosing to receive, the 49ers were forced to punt only to force the Bears to punt three plays later. On the first play of the second possession of overtime, Gabbert connected with WR Torrey Smith on a 71-yd. TD pass, his 3rd TD recept. of 70-or-more yds. this season, to give San Francisco the 26–20 road victory. According to Elias, Smith became the first 49ers player to regis-ter 3 rec. TDs of 70-or-more yds. in the same season since WR John Taylor accomplished the feat in 1989.

	1st	2nd	3rd	4th	OT	Final
49ers	6	7	0	7	6	26
Bears	6	7	0	7	0	20

January 3, 2016
San Francisco 19, St. Louis 16

The San Francisco 49ers finished the 2015 season with a 19–16, overtime win over the St. Louis Rams at Levi's® Stadium. San Francisco registered their second overtime win of the season [26–20 at Chi. (12/6/15)], marking the first time the team has won two overtime games in the same season since 2004 [31–28 vs. Arz. (10/10/04); 31–28 at Arz. (12/12/04)]. The win marked the ninth-consecutive regular season home finale win by the 49ers, the longest winning streak in home fin-ales in the NFL. The San Francisco offense amassed 458 net yds. of total offense (108 rushing, 350 passing), the most by the 49ers since 9/8/13 vs. GB (494 net yds. – 90 rushing, 404 passing). QB Blaine Gabbert completed 28 of 44 atts., for a career-high 354 yds. and 1 TD. RB DuJuan Harris rushed for a team-high 67 yds. on 16 carries and also set career highs in re-cpts. (8) and rec. yds. (86). He became the first player to lead the team in both rushing and receiving yds. in the same game since RB Frank Gore vs. Sea. [16–131 rushing & 5–51 receiving (10/18/12)]. After the teams traded punts to open the game, Rams K Greg Zuerlein gave the road team a 3–0 lead midway through the first quarter with a 33-yd. FG. On the first play of the second quarter, Gabbert finished off a 7-play, 70-yd. drive with a 33-yd. TD pass to WR Anquan Boldin, his 4th TD recept. of the season and 74th of his career. Boldin finished the game with 5 re-cpts. for 71 yds. and 1 TD. On the ensu-ing possession, the San Francisco defense held strong, forcing a Rams punt. However, St. Louis attempted a fake, but WR Bruce Ellington, deep for the punt return, ranged to his left and broke up the pass from Rams P Johnny Hekker in the end zone. Three plays later, Harris broke off a career-long 47-yd. run, setting up a 26-yd. FG by K Phil Dawson. St. Louis would respond on their next possession, as Zuerlein connected on a 32-yd. FG to make the score 10–6. After a 49ers turnover, Rams RB Tre Mason gave St. Louis a 13–10 lead with a 4-yd. TD run. Closing out the first half, Zuerlein converted from 44-yd. to give the Rams a 16–10 halftime advantage. Opening up the third quarter, Gabbert con-nected on a 44-yd. pass to Ellington to set up Dawson's second FG of the day, this time a 28-yd. conversion. On the following possession, Zuerlein would miss a 52-yd. FG to keep the score at 16–13. With less than five min-utes remaining, Dawson finished off a 12-play, 60-yd. drive with a 38-yd. FG to tie the game at 16 heading into overtime. Receiving the ball first, the 49ers were forced to punt on their opening possession. Taking over with the game on the line, St. Louis drove into 49ers territory to attempt a game-winning FG, but Zuerlein's 48-yd. FG att was blocked by CB Dontae Johnson. Looking to finish the season on a high note, Gabbert connected with WR Quinton Patton for 33-yds. to set up the game-winning 23-yd. FG by Dawson to give San Francisco the 19–16 overtime win. Dawson connected on all 4 FGAs on the day, giving him 386 career made FGs, ranking t-9th in NFL history. In tying his season-high of 13 points scored, Dawson became the 16th player in NFL history to reach 1,600 career pts. [1,611].

	1st	2nd	3rd	4th	OT	Final
Rams	3	13	0	0	0	16
49ers	0	10	3	3	3	19

December 11, 2016
New York Jets 23, San Francisco 17

On a cloudy afternoon in Santa Clara, the 49ers fell to the New York Jets in overtime, 23–16. The 49ers of-fense rushed for a season-high 248 yds. on 27 atts. (9.2 avg.), with the 9.2 yds./carry avg. ranking as the 2nd-highest single-game avg. by the team in fran-chise history [24 atts. for 263 yds. (11.0 avg.) vs. Dal-las Texans (10/26/52)]. RB Carlos Hyde registered a career-high 193 yds. on 17 atts. (11.4 avg.), his 2nd 100-yd. rushing game of the season and 3rd of his career. Hyde's 193 rushing yds. are the 6th-most in a single game in franchise history and his 11.4 yds./carry avg. are the 5th-highest in a single game in franchise history (min. 10 atts.). On the day, the 49ers defense recorded a season-high 6.0 sacks, the most since 11/25/13 at Was. (6.0 sacks) with DL DeForest Buckner sacking Jets QB Bryce Petty twice, mark-ing his second career multi-sack game [2.0 sacks at Buf. (10/16/16)]. On the opening possession of the game, DB Jimmie Ward intercepted Petty and re-turned it 8-yds. deep in Jets territory, marking his 1st INT of the year and 2nd of his career. Capitalizing on the Ward takeaway, Hyde hauled in a 7-yd. TD pass from QB Colin Kaepernick on the 49ers first offensive play from scrimmage, his the 2nd receiving TD of the season and of his career. After forcing a Jets punt, RB Shaun Draughn finished off the 4-play, 81-yd. drive that was set up by a career-long 47-yd. run by Hyde with a 4-yd. TD run, his 2nd rushing TD of the year and 5th of his career to put the 49ers up 14–0. In the 1st Qtr., the 49ers offense amassed 193 total net yds. (98 rushing; 95 passing), the 4th-most by any team in the 1st Qtr. this season. In the opening frame, Kaepe-rnick completed 7 of 7 atts. for 95 yds. and 1 TD with a perfect passer rating of 158.3, marking the 8th time in his career he has had a perfect passer rating in any quarter. In the second quarter, the teams traded field goals as San Francisco entered halftime with the 17–3 lead. In the 3rd Qtr., the Jets closed the gap to 17–6 with a 30-yd. FG from K Nick Folk. Midway through the 4th Qtr., Jets RB Bilal Powell found the end zone from 5-yds. out and QB Bryce Petty added the two-point conversion to make the score 17–14. With :43 seconds remaining, Folk converted a 50-yd. FG to send the game to overtime. After the 49ers couldn't convert on fourth down at the Jets 37-yd. line, Powell rushed left for a 19-yd. TD to give New York a 23–17 victory.

	1st	2nd	3rd	4th	OT	Final
Jets	0	3	3	11	6	23
49ers	14	3	0	0	0	17

PRESEASON RESULTS (SINCE 1946)

1946 (2-0)

17	L.A. Dons (San Diego/10,000)—A-24	7
34	Chicago Rockets (Kezar/34,000)—S-1	14

1947 (0-1)

7	L.A. Dons (Kezar/19,000)—A-24	14
---	-------------------------------	----

1948 (2-0)

42	L.A. Dons (Pasadena/58,207)—A-18	24
42	Baltimore (Kezar/35,139)—A-22	14

1949 (2-0-1)

28	L.A. Dons (Los Angeles/81,272)—A-10	7
21	Buffalo (Kezar/28,084)—A-14	0
21	Cleveland (Cleveland/31,157)—A-19	21

1950 (1-4)

12	Washington (Kezar/51,201)—A-20	31
10	Philadelphia (Kezar/17,000)—A-27	28
27	Baltimore (Baltimore/6,000)—A-30	14
21	Chicago Cards (Chicago/29,207)—S-1	28
10	Pittsburgh (Pittsburgh/19,733)—S-10	13

1951 (4-1)

45	Washington (Kezar/27,280)—A-19	14
7	Chicago Bears (Kezar/38,836)—A-26	24
24	Pittsburgh (Syracuse/18,000)—S-8	7
20	Green Bay (Minneapolis/19,021)—S-12	0
37	Chicago Cards (Omaha/10,000)—S-23	17

1952 (7-0)

79	SF Broncos+ (Kezar/87,000)—A-10	0
35	Washington (Kezar/35,234)—A-17	0
38	Chicago Cards (Kezar/34,109)—A-24	14
17	L.A. Rams (Los Angeles/67,799)—S-3	7
29	Pittsburgh (Pittsburgh/21,759)—S-7	14
35	Cleveland (Akron/30,199)—S-13	31
76	San Jose Packers+ (SJ/6,839)—S-19	0

1953 (3-3-1)

42	Fort Ord# (Sacramento/17,000)—A-15	7
7	New York (Kezar/36,273)—A-23	20
7	Washington (Kezar/25,784)—A-30	0
10	L.A. Rams (Los Angeles/39,816)—S-3	35
31	Philadelphia (San Antonio/15,378)—S-7	28
14	Chicago Cards (Kezar/22,736)—S-13	14
21	New York (New York/22,551)—S-17	28

1954 (7-0)

42	Fort Ord# (Kezar/19,779)—A-8	14
43	New York (Kezar/29,296)—A-15	35
30	Washington (Sacramento/23,389)—A-21	7
42	Chicago Cards (Kezar/24,559)—A-29	7
38	Cleveland (Kezar/46,877)—S-5	21
28	L.A. Rams (Los Angeles/84,572)—S-10	27
37	Pittsburgh (Tucson/16,000)—S-15	14

Service Team + Semi Pro Team

1955 (5-1)

7	Washington (Kezar/27,237)—A-7	6
60	Pittsburgh (Sacramento/23,496)—A-13	14
17	New York (Seattle/49,000)—A-20	28
17	Cleveland (Kezar/41,604)—A-28	14
43	Chicago Cards (Kezar/33,579)—S-4	7
31	L.A. Rams (Los Angeles/65,633)—S-9	10

1956 (3-3)

28	Cleveland (Kezar/38,741)—A-19	17
20	Washington (Kezar/27,812)—A-26	0
14	Chicago Cards (Kezar/28,758)—S-2	13
14	New York (Portland/28,448)—S-8	21
24	L.A. Rams (Los Angeles/57,688)—S-14	33
14	Philadelphia (Sacramento/20,989)—S-23	21

1957 (5-1)

24	New York (Kezar/33,673)—A-18	15
27	Washington (Kezar/24,781)—A-25	21
21	Cleveland (Kezar/32,840)—S-1	17
27	Chicago Cards (Kezar/28,000)—S-7	21
27	L.A. Rams (Los Angeles/75,172)—S-13	58
17	Philadelphia (Kezar/21,817)—S-22	14

1958 (3-3)

10	New York (Kezar/25,657)—A-17	19
20	Washington (Portland/25,442)—A-23	19
55	Chicago Cards (Kezar/23,997)—A-31	31
21	Cleveland (Kezar/31,339)—S-7	16
38	L.A. Rams (Los Angeles/62,546)—S-12	40
28	Philadelphia (Kezar/33,398)—S-21	31

1959 (2-4)

27	Washington (Kezar/21,201)—A-16	24
17	Green Bay (Kezar/18,916)—A-23	24
17	Cleveland (Kezar/24,737)—A-30	14
24	Chicago Cards (Seattle/23,000)—S-5	27
14	L.A. Rams (Los Angeles/59,552)—S-12	48
13	New York (Salt Lake City/18,496)—S-19	17

1960 (3-3)

16	Dallas (Seattle/22,000)—A-6	10
31	Washington (Kezar/13,163)—A-14	7
45	Philadelphia (Kezar/17,667)—A-21	28
24	Cleveland (Portland/25,898)—S-3	26
17	L.A. Rams (Los Angeles/51,398)—S-9	28
17	St. Louis (Kezar/13,021)—S-18	24

1961 (3-2)

20	New York (Portland/24,084)—A-12	21
24	Cleveland (Kezar/38,759)—A-20	27
14	Minnesota (Portland/27,044)—A-26	10
38	L.A. Rams (Los Angeles/42,558)—S-1	20
24	Dallas (Sacramento/22,130)—S-9	7

1962 (4-1)

30	Minnesota (Seattle/22,500)—A-11	24
42	New York (Kezar/38,392)—A-19	10
27	Cleveland (Portland/27,161)—A-25	34
26	Dallas (Sacramento/20,000)—S-1	7
19	L.A. Rams (Los Angeles/39,569)—S-8	3

1963 (0-5)

28	Minnesota (Portland/20,837)—A-10	43
22	St. Louis (Salt Lake City/19,038)—A-16	24
7	Cleveland (Kezar/28,335)—A-25	24
24	Dallas (Bakersfield/9,927)—A-30	37
0	L.A. Rams (Los Angeles/34,405)—S-7	17

1964 (1-4)

26	Cleveland (Kezar/34,405)—A-9	7
23	Dallas (Portland/24,679)—A-15	34
21	Minnesota (Salt Lake City/20,207)—A-22	24
14	Pittsburgh (Omaha/15,666)—A-29	16
17	L.A. Rams (Los Angeles/39,569)—S-5	21

1965 (2-2-1)

21	Cleveland (Kezar/22,000)—A-15	37
27	Dallas (Portland/24,837)—A-21	7
17	St. Louis (St. Louis/29,831)—A-27	17
23	Pittsburgh (Providence/12,020)—S-4	9
14	L.A. Rams (Los Angeles/29,510)—S-11	34

1966 (0-5)

13	Dallas (Kezar/28,899)—A-7	24
17	Cleveland (Kezar/27,867)—A-14	28
17	Pittsburgh (Portland/18,090)—A-20	34
17	Atlanta (Columbia, S.C./21,780)—A-27	24
9	L.A. Rams (Los Angeles/39,879)—S-3	29

1967 (2-3)

42	Cleveland (Kezar/27,482)—A-13	14
24	Dallas (Kezar/31,212)—A-20	30
10	New Orleans (Portland/23,348)—A-26	24
13	Oakland (Oakland/53,254)—S-3	10
7	L.A. Rams (Los Angeles/53,822)—S-9	34

1968 (1-5)

18	San Diego (San Diego/39,553)—A-3	30
14	Dallas (Kezar/27,530)—A-11	16
17	Cleveland (Kezar/26,801)—A-18	31
22	Denver (Denver/22,254)—A-23	6
19	Oakland (Kezar/57,593)—S-1	26
20	L.A. Rams (Los Angeles/48,143)—S-6	21

1969 (0-6)

19	Cleveland (Seattle/32,219)—A-10	24
17	Dallas (Kezar/33,894)—A-17	20
15	Denver (Denver/33,161)—A-23	19
28	Oakland (Oakland/52,122)—A-31	42
10	St. Louis (Kezar/32,506)—S-7	21
28	L.A. Rams (Anaheim/39,179)—S-13	31

1970 (1-4)

14	Cleveland (Tampa/41,851)–A–15	17
7	Miami (Miami/52,812)–A–22	17
23	Denver (Eugene/26,238)–A–29	7
17	Oakland (Kezar/55,521)–S–6	31
14	L.A. Rams (Los Angeles/55,430)–S–12	17

1971 (3-2-1)

38	Cleveland (Candlestick/40,000) X–A–8	24
17	Miami (Miami/57,008)–A–13	17
28	San Diego (Candlestick/40,000)–A–22	17
33	Denver (Spokane/33,184)–A–28	17
28	Oakland (Oakland/53,696)–S–4	34
20	L.A. Rams (Los Angeles/55,607)–S–9	23

1972 (3-3)

10	New York Jets (Jacksonville/41,920)–A–5	17
20	Cleveland (Candlestick/49,767)–A–13	13
16	San Diego (San Diego/47,308)–A–19	17
24	Denver (Candlestick/52,738)–A–27	27
34	Oakland (Candlestick/59,265)–S–3	21
17	L.A. Rams (Los Angeles/60,807)–S–8	14

1973 (4-3)

20	New England (Canton/19,685)–J–28	7
27	Cleveland (Cleveland/65,707)–A–6	16
14	New York Jets (Tampa/46,477)–A–11	34
19	San Diego (Candlestick/54,977)–A–19	7
43	Denver (Candlestick/54,271)–A–26	7
17	Oakland (Oakland/53,612)–S–1	23
10	L.A. Rams (Los Angeles/57,687)–S–7	38

1974 (0-6)

6	San Diego (San Diego/18,870)–A–3	20
20	Cleveland (Cleveland/24,008)–A–12	21
3	Denver (Candlestick/30,001)–A–18	10
7	Kansas City (Kansas City/46,548)–A–24	26
19	Oakland Raiders (Candlestick/52,538)–S–2	20
7	L.A. Rams (Candlestick/49,603)–S–8	17

1975 (3-3)

17	Cleveland (Candlestick/45,560)–A–10	13
6	L.A. Rams (Los Angeles/58,230)–A–16	10
7	San Diego (San Diego/18,764)–A–21	20
21	Oakland (Oakland/52,866)–A–30	40
44	Denver (Candlestick/45,686)–S–7	10
24	Green Bay (Green Bay/56,267)–S–13	3

1976 (4-2)

27	Seattle (Seattle/60,825)–A–1	20
17	Denver (Candlestick/40,052)–A–8	7
21	Kansas City (Candlestick/39,745)–A–15	13
17	San Diego (Honolulu/36,364)–A–21	16
9	Oakland (Candlestick/52,704)–A–29	14
3	L.A. Rams (Los Angeles/55,256)–S–4	10

1977 (1-5)

24	Seattle (Candlestick/38,024)–A–7	34
13	San Diego (San Diego/26,620)–A–13	32
23	L.A. Rams (Candlestick/44,898)–A–21	14
3	Houston (Houston/36,538)–A–29	17
0	Oakland (Oakland/53,442)–S–3	33
0	Denver (Candlestick/36,441)–S–10	20

1978 (1-3)

24	Dallas (Dallas/63,736)–A–5	41
6	Seattle (Candlestick/36,069)–A–12	20
14	Oakland (Candlestick/58,658)–A–20	31
24	Denver (Denver/73,559)–A–25	13

1979 (1-3)

13	San Diego (Candlestick/32,275)–A–4	10
10	Oakland (Oakland/53,503)–A–11	41
0	Denver (Candlestick/34,133)–A–18	21
20	Seattle (Seattle/59,941)–A–24	55

1980 (3-1)

33	Oakland (Candlestick/55,585)–A–9	14
17	San Diego (San Diego/48,836)–A–16	14
7	Seattle (Candlestick/41,841)–A–23	10
31	Kansas City (Tucson/27,000)–A–30	21

1981 (2-2)

27	Seattle (Seattle/56,958)–A–5	(OT)–24
28	San Diego (Candlestick/41,667)–A–15	31
24	Seattle (Candlestick/37,563)–A–22	17
7	Oakland (Oakland/51,192)–A–29	21

1982 (2-2)

14	L.A. Raiders (Candlestick/61,065)–A–14	17
16	St. Louis (Candlestick/51,931)–A–21	13
9	San Diego (San Diego/48,697)–A–28	23
17	Seattle (Seattle/57,839)–S–3	13

1983 (1-3)

23	L.A. Raiders (LA/41,337)–A–6	(OT)–26
17	New England (Candlestick/50,043)–A–14	15
7	San Diego (San Diego/43,939)–A–20	24
6	Seattle (Candlestick/47,074)–A–27	20

1984 (2-2)

13	L.A. Raiders (Candlestick/61,361)–A–4	10
20	Denver (Denver/70,211)–A–11	21
15	San Diego (San Diego/58,356)–A–18	35
17	Seattle (Candlestick/49,219)–A–24	7

1985 (3-1)

28	L.A. Raiders (Los Angeles/54,990)–A–10	21
13	Denver (Candlestick/55,425)–A–19	20
25	San Diego (Candlestick/50,569)–A–24	10
23	Seattle (Seattle/60,403)–A–30	21

1986 (2-2)

32	L.A. Raiders (Candlestick/61,834)–A–10	0
17	L.A. Rams (Anaheim/49,146)–A–18	31
9	Denver (Denver/73,592)–A–23	14
21	Seattle (Candlestick/52,419)–A29	10

1987 (3-2)

20	Kansas City (Canton/23,826)–A–8	7
42	L.A. Raiders (Los Angeles/53,838)–A–15	16
3	Dallas (Candlestick/57,598)–A–22	13
17	San Diego (Candlestick/52,733)–A–27	3
10	Seattle (Seattle/59,653)–S–4	34

1988 (3-2)

21	Miami (London, England/70,535)–J–31	27
24	L.A. Raiders (Candlestick/64,457)–A–6	10
24	Denver (Denver/75,067)–A–13	34
34	San Diego (San Diego/39,044)–A–20	27
27	Seattle (Candlestick/53,357)–A–26	21

1989 (3-2)

13	L.A. Rams (Tokyo/43,896)–A–6	(OT)–16
37	L.A. Raiders (Los Angeles/36,739)–A–12	7
35	Denver (Candlestick/58,641)–A–19	17
17	San Diego (Candlestick/54,471)–A–23	14
17	Seattle (Seattle/58,641)–S–1	28

1990 (1-3)

13	L.A. Raiders (Candlestick/59,677)–A–11	23
27	Denver (Denver/74,164)–A–20	24
28	San Diego (San Diego/49,289)–A–25	29
10	Seattle (Candlestick/54,269)–A–31	30

1991 (5-0)

24	L.A. Raiders (Los Angeles/45,365)–J–27	17
21	Chicago (Berlin, Germany/66,876)–A–3	7
24	Denver (Candlestick/54,170)–A–7	6
24	San Diego (Candlestick/53,453)–A–19	13
28	Seattle (Seattle/54,111)–A–23	16

1992 (5-0)

13	Denver (Candlestick/50,435)–A–3	7
24	L.A. Raiders (Candlestick/49,068)–A–8	10
17	Washington (London/61,722)–A–16	15
20	San Diego (San Diego/40,921)–A–21	14
24	Seattle (Candlestick/52,822)–A–28	17

1993 (4-1)

21	Pittsburgh (Barcelona/45,330)–A–1	14
27	L.A. Raiders (Stanford/68,011)–A–8	0
16	Denver (Denver/71,921)–A–16	13
0	Seattle (Seattle/51,086)–A–21	30
30	San Diego (Candlestick/53,649)–A–28	14

X First 49ers pro football game in Candlestick Park: August 8, 1971

1994 (3-1)

7	Arizona (Arizona/68,288)–A–5	17
20	Denver (Candlestick/52,429)–A–12	3
30	San Diego (San Diego/45,674)–A–18	24
13	Seattle (Candlestick/54,004)–A–26	9

1995 (3-2)

7	Denver (Denver/71,182)–J–29	9
10	Denver (Tokyo, Japan/45,000)–A–6	24
17	San Diego (San Diego/58,233)–A–13	6
17	Carolina (3Com/51,185)–A–19	10
17	Seattle (3Com/53,280)–A–26	7

1996 (1-3)

17	Denver (3Com/48,577)–A–3	20
16	San Diego (3Com/49,846)–A–10 (OT)	13
10	Jacksonville (Jacksonville/67,858)–A–18	38
3	Seattle (Seattle/38,144)–A–23	20

1997 (1-3)

13	San Diego (San Diego/62,542)–A–2	20
21	Seattle (3Com/50,153)–A–9	17
20	Jacksonville (3Com/50,346)–A–18	28
17	Denver (Denver/69,874)–A–23	31

1998 (2-3)

14	New England (3Com/46,374)–A–2	13
21	San Diego (San Diego/55,723)–A–8	27
24	Seattle (Vancouver, BC/45,202)–A–15*	21
20	Miami (3Com/53,214)–A–23	21
20	Seattle (Seattle/57,014)–A–28	21

*American Bowl at Vancouver, B.C.

1999 (3-1)

31	San Diego (3Com/65,898)–A–12	24
24	Seattle (3Com/66,193)–A–19	23
16	Oakland (Oakland/61,901)–A–30	8
3	Denver (Denver/68,421)–S–3	34

2000 (1-4)

0	New England (Canton/22,840)–J–31*	20
20	San Diego (3Com/64,243)–A–5	23
33	Kansas City (Kansas City/76,682)–A–13	10
21	Seattle (Seattle/68,579)–A–19	25
24	Denver (3Com/65,016)–A–25	28

*Hall of Fame Game at Canton, OH

2001 (1-3)

24	San Diego (San Diego/45,155)–A–11	25
20	Oakland (3Com/67,817)–A–19	17
18	Seattle (3Com/63,887)–A–25	28
7	Denver (Denver/73,855)–A–31	35

2002 (2-3)

7	Washington (Osaka/26,119)–A–3*	38
14	Kansas City (3Com/63,111)–A–10 (OT)	17
12	Denver (Denver/73,071)–A–19	7
10	Oakland (Oakland/40,120)–A–24	17
27	San Diego (3Com/62,980)–A–28	3

*American Bowl in Osaka, Japan

2003 (3-1)

24	at Kansas City (Kansas City/73,830)–A–9	6
14	Oakland (3Com/65,856)–A–14	10
27	New Orleans (3Com/63,153)–A–23	12
3	at San Diego (San Diego/49,676)–A–29	24

2004 (0-4)

30	Oakland (Monster Park/63,854)–A–14	33
13	at Chicago (Chicago/61,760)–A–21	20
10	at Minnesota (Minnesota/63,960)–A–27	23
15	San Diego (Monster Park/60,034)–S–2	31

2005 (2-2)

21	Oakland (Monster Park/61,446)–A–13	13
21	at Denver (Denver/70,794)–A–20	26
16	Tennessee (Monster Park/56,856)–A–26	13
24	at San Diego (San Diego/49,817)–S–1	28

2006 (2-2)

28	Chicago (Monster Park/67,572)–A–11	14
7	at Oakland (Oakland/47,849)–A–20	23
7	at Dallas (Dallas/61,295)–A–26	17
23	San Diego (Monster Park/66,946)–S–1	14

2007 (1-3)

13	Denver (Monster Park/66,764)–A–13	17
26	Oakland (Monster Park/68,107)–A–18	21
28	at Chicago (Chicago/61,807)–A–25	31
13	at San Diego (San Diego/56,172)–A–30	16

2008 (2-2)

6	at Oakland (Oakland/52,609)–A–8	18
34	Green Bay (Candlestick/67,230)–A–16	6
37	at Chicago (Chicago/61,051)–A–21	30
17	San Diego (Candlestick/67,133)–A–29	20

2009 (3-1)

17	Denver (Candlestick/61,533)–A–14	16
21	Oakland (Candlestick/61,907)–A–22	20
20	at Dallas (Arlington/72,171)–A–29	13
7	at San Diego (San Diego/59,049)–S–4	26

2010 (4-0)

37	at Indianapolis (Indianapolis/65,644)–A–15	17
15	Minnesota (Candlestick/69,732)–A–22	10
28	at Oakland (Oakland/42,248)–A–28	24
17	San Diego (Candlestick/69,732)–S–2	14

2011 (2-2)

3	at New Orleans (New Orleans/72,578)–A–12	24
17	Oakland (Candlestick/69,732)–A–20	3
7	Houston (Candlestick/69,732)–A–27	30
20	at San Diego (San Diego/54,082)–S–1	17

2012 (3-1)

17	Minnesota (Candlestick/69,732)–A–10	6
9	at Houston (Houston/71,196)–A–18	20
29	at Denver (Denver/75,122)–A–26	24
35	San Diego (Candlestick/69,732)–A–30	3

2013 (3-1)

6	Denver (Candlestick/69,732)–A–8	10
15	at Kansas City (Kansas City/64,434)–A–16	13
34	Minnesota (Candlestick/69,732)–A–25	14
41	at San Diego (San Diego/55,386)–A–29	6

2014 (2-2)

3	at Baltimore (Baltimore/70,529)–A–7	23
0	Denver (Levi's® Stadium/68,426)–A–17	34
21	San Diego (Levi's® Stadium/68,011)–A–24	7
40	at Houston (Houston/71,408)–A–28	13

2015 (2-2)

10	at Houston (Houston/71,403)–A–15	23
23	Dallas (Levi's® Stadium/70,178)–A–23	6
12	at Denver (Denver/76,149)–A–29	19
14	San Diego (Levi's® Stadium/70,178)–S–3	12

2016 (2-2)

13	Houston (Levi's® Stadium/70,178)–A–14	24
31	at Denver (Denver/75,422)–A–20	24
10	Green Bay (Levi's® Stadium/70,178)–A–26	21
31	at San Diego (San Diego/47,407)–S–1	21

HOME/AWAY RECORDS

HOME RECORD					ROAD RECORD				
YEAR	W	L	T	PCT	YEAR	W	L	T	PCT
1946	5	2	0	.714	1946	4	3	0	.571
1947	4	2	1	.642	1947	4	2	1	.642
1948	6	1	0	.857	1948	6	1	0	.857
1949	6	0	0	1.000	1949	3	3	0	.500
1950	3	3	0	.500	1950	0	6	0	.000
1951	5	1	0	.833	1951	2	3	1	.416
1952	3	3	0	.500	1952	4	2	0	.666
1953	5	1	0	.833	1953	4	2	0	.666
1954	4	2	0	.666	1954	3	2	1	.583
1955	2	4	0	.333	1955	2	4	0	.333
1956	3	3	0	.500	1956	2	3	1	.416
1957	5	1	0	.833	1957	3	3	0	.500
1958	4	2	0	.666	1958	2	4	0	.333
1959	4	2	0	.666	1959	3	3	0	.500
1960	3	3	0	.500	1960	4	2	0	.666
1961	5	1	1	.785	1961	2	5	0	.285
1962	1	6	0	.142	1962	5	2	0	.714
1963	2	5	0	.285	1963	0	7	0	.000
1964	3	4	0	.428	1964	1	6	0	.142
1965	4	2	1	.642	1965	3	4	0	.428
1966	4	2	1	.642	1966	2	4	1	.357
1967	3	4	0	.428	1967	4	3	0	.571
1968	3	3	1	.500	1968	4	3	0	.571
1969	3	3	1	.500	1969	1	5	1	.214
1970	5	1	1	.785	1970	5	2	0	.714
1971	4	3	0	.571	1971	5	2	0	.714
1972	4	2	1	.642	1972	4	3	0	.571
1973	3	4	0	.428	1973	2	5	0	.285
1974	3	4	0	.428	1974	3	4	0	.428
1975	2	5	0	.285	1975	3	4	0	.428
1976	4	3	0	.571	1976	4	3	0	.571
1977	3	4	0	.428	1977	2	5	0	.285
1978	2	6	0	.125	1978	0	8	0	.000
1979	2	6	0	.125	1979	0	8	0	.000
1980	4	4	0	.500	1980	2	6	0	.250
1981	7	1	0	.875	1981	6	2	0	.750
1982	0	5	0	.000	1982	3	1	0	.750
1983	4	4	0	.500	1983	6	2	0	.750
1984	7	1	0	.875	1984	8	0	0	1.000
1985	5	3	0	.625	1985	5	3	0	.625
1986	6	2	0	.750	1986	4	3	1	.562
1987	6	1	0	.857	1987	7	1	0	.875
1988	4	4	0	.500	1988	6	2	0	.750
1989	6	2	0	.750	1989	8	0	0	1.000
1990	6	2	0	.750	1990	8	0	0	1.000
1991	7	1	0	.875	1991	3	5	0	.375
1992	7	1	0	.875	1992	7	1	0	.875
1993	6	2	0	.750	1993	4	4	0	.500
1994	7	1	0	.875	1994	6	2	0	.750
1995	6	2	0	.750	1995	5	3	0	.625
1996	6	2	0	.750	1996	6	2	0	.750
1997	8	0	0	1.000	1997	5	3	0	.625
1998	8	0	0	1.000	1998	4	4	0	.500
1999	3	5	0	.375	1999	1	7	0	.125
2000	4	4	0	.500	2000	2	6	0	.250
2001	7	1	0	.875	2001	5	3	0	.625
2002	5	3	0	.625	2002	5	3	0	.625
2003	6	2	0	.750	2003	1	7	0	.125
2004	1	7	0	.125	2004	1	7	0	.125
2005	3	5	0	.375	2005	1	7	0	.125
2006	4	4	0	.500	2006	3	5	0	.375
2007	3	5	0	.375	2007	2	6	0	.250
2008	4	4	0	.500	2008	3	5	0	.375
2009	6	2	0	.750	2009	2	6	0	.250
2010	5	3	0	.625	2010	1	7	0	.125
2011	7	1	0	.875	2011	6	2	0	.750
2012	6	1	1	.813	2012	5	3	0	.625
2013	6	2	0	.750	2013	6	2	0	.750
2014	4	4	0	.500	2014	4	4	0	.500
2015	4	4	0	.500	2015	1	7	0	.125
2016	1	6	0	.143	2016	1	7	0	.125
TOTALS	311	199	9	.608		249	264	7	.486

NFC WEST STANDINGS - 1970-2016

1970 * San Francisco 10-3-1 Los Angeles 9-4-1 Atlanta 4-8-2 New Orleans 2-11-1	1982 * Atlanta 5-4 New Orleans 4-5 San Francisco 3-6 Los Angeles 2-7	1994 * San Francisco 13-3 New Orleans 7-9 Atlanta 7-9 Los Angeles 4-12	2005 * Seattle 13-3 St. Louis 6-10 Arizona 5-11 San Francisco 4-12
1971 * San Francisco 9-5 Los Angeles 8-5-1 Atlanta 7-6-1 New Orleans 4-8-2	1983 * San Francisco 10-6 * Los Angeles 9-7 New Orleans 8-8 Atlanta 7-9	1995 * San Francisco 11-5 * Atlanta 9-7 St. Louis 7-9 Carolina 7-9 New Orleans 7-9	2006 * Seattle 9-7 St. Louis 8-8 San Francisco 7-9 Arizona 5-11
1972 * San Francisco 8-5-1 Atlanta 7-7 Los Angeles 6-7-1 New Orleans 2-11-1	1984 * San Francisco 15-1 * Los Angeles 10-6 New Orleans 7-9 Atlanta 4-12	1996 * Carolina 12-4 * San Francisco 12-4 St. Louis 6-10 Atlanta 3-13 New Orleans 3-13	2007 * Seattle 10-6 Arizona 8-8 San Francisco 5-11 St. Louis 3-13
1973 * Los Angeles 12-2 Atlanta 9-5 New Orleans 5-9 San Francisco 5-9	1985 * Los Angeles 11-5 * San Francisco 10-6 New Orleans 5-11 Atlanta 4-12	1997 * San Francisco 13-3 Atlanta 7-9 Carolina 7-9 New Orleans 6-10 St. Louis 5-11	2008 * Arizona 9-7 San Francisco 7-9 Seattle 4-12 St. Louis 2-14
1974 * Los Angeles 10-4 San Francisco 6-8 New Orleans 5-9 Atlanta 3-11	1986 * San Francisco 10-5-1 * Los Angeles 10-6 Atlanta 7-8-1 New Orleans 7-9	1998 * Atlanta 14-2 * San Francisco 12-4 New Orleans 6-10 Carolina 4-12 St. Louis 4-12	2009 * Arizona 10-6 San Francisco 8-8 Seattle 5-11 St. Louis 1-15
1975 * Los Angeles 12-2 San Francisco 5-9 Atlanta 4-10 New Orleans 2-12	1987 * San Francisco 13-2 * New Orleans 12-3 Los Angeles 6-9 Atlanta 3-12	1999 * St. Louis 13-3 Carolina 8-8 Atlanta 5-11 San Francisco 4-12 New Orleans 3-13	2010 * Seattle 7-9 St. Louis 7-9 San Francisco 6-10 Arizona 5-11
1976 * Los Angeles 10-3-1 San Francisco 8-6 New Orleans 4-10 Atlanta 4-10 Seattle 2-12	1988 * San Francisco 10-6 * Los Angeles 10-6 New Orleans 10-6 Atlanta 5-11	2000 * St. Louis 10-6 * New Orleans 10-6 Carolina 7-9 San Francisco 6-10 Atlanta 4-12	2011 * San Francisco 13-3 Arizona 8-8 Seattle 7-9 St. Louis 2-14
1977 * Los Angeles 10-4 Atlanta 7-7 San Francisco 5-9 New Orleans 3-11	1989 * San Francisco 14-2 * Los Angeles 11-5 New Orleans 9-7 Atlanta 3-13	2001 * St. Louis 14-2 * San Francisco 12-4 New Orleans 7-9 Atlanta 7-9 Carolina 1-15	2012 * San Francisco 11-4-1 * Seattle 11-5 St. Louis 7-8-1 Arizona 5-11
1978 * Los Angeles 12-4 * Atlanta 9-7 New Orleans 7-9 San Francisco 2-14	1990 * San Francisco 14-2 * New Orleans 8-8 Los Angeles 5-11 Atlanta 5-11	2002 * San Francisco 10-6 St. Louis 7-9 Seattle 7-9 Arizona 5-11	2013 * Seattle 13-3 * San Francisco 12-4 Arizona 10-6 St. Louis 7-9
1979 * Los Angeles 9-7 New Orleans 8-8 Atlanta 6-10 San Francisco 2-14	1991 * New Orleans 11-5 * Atlanta 10-6 San Francisco 10-6 Los Angeles 3-13	2003 * St. Louis 12-4 * Seattle 10-6 San Francisco 7-9 Arizona 4-12	2014 * Seattle 12-4 * Arizona 11-5 San Francisco 8-8 St. Louis 6-10
1980 * Atlanta 12-4 * Los Angeles 11-5 San Francisco 6-10 New Orleans 1-15	1992 * San Francisco 14-2 * New Orleans 12-4 Atlanta 6-10 Los Angeles 6-10	2004 * Seattle 9-7 * St. Louis 8-8 Arizona 6-10 San Francisco 2-14	2015 * Arizona 13-3 * Seattle 10-6 St. Louis 7-9 San Francisco 5-11
1981 * San Francisco 13-3 Atlanta 7-9 Los Angeles 6-10 New Orleans 4-12	1993 * San Francisco 10-6 New Orleans 8-8 Atlanta 6-10 Los Angeles 5-11		2016 * Seattle 9-5-1 Arizona 6-8-1 Los Angeles 4-11 San Francisco 2-13

* Playoff Team

SAN FRANCISCO 49ERS FOUNDER ANTHONY J. (TONY) MORABITO (1910-1957)



Tony Morabito dedicated his life to bringing an idea to fruition that others thought preposterous – the membership of the West Coast, in general, and San Francisco, in particular, in a nation-wide professional football league.

Morabito was the sports pioneer of the West, bringing San Francisco its first major league professional team, the San Francisco 49ers, in a professional sports business that was dominated by the East Coast. Before World War II, Morabito was convinced the San Francisco Bay Area was ready for a franchise in the National Football League. The Bay

Area was a mecca for college football. Fans came in droves to Kezar Stadium to see the Wonder Teams of California—Berkeley and the Wow Boys of Stanford, led by Frankie Albert. St. Mary's, Santa Clara and the University of San Francisco were also area powerhouses that regularly defeated the University of Washington and Southern California inside the walls of Kezar.

Morabito saw the rise of football in the area and presented a case to birth a professional football team in 1942 to National Football League officials, but he was quickly ushered out of the meeting room with firm politeness. In the spring of 1944, he took another crack, filing an application for an expansion team in the NFL. Morabito and some of his business associates went to Chicago to present their plan in front of League Commissioner, Elmer Layden. The NFL had no teams west of Chicago, and had no plans of changing their geographical structure. Morabito was again shunned.

He was then put in touch with Arch Ward, sports editor of The Chicago Tribune who was trying to organize a rival league, the All-America Football Conference. Morabito told Ward to count him in.

The new league's first meeting was held on June 6, 1944 in St. Louis, D-Day in Europe. Morabito agreed to form a San Francisco franchise in a league that would not begin operations until the end of the war.

It was the right time, and Morabito knew it.

A native of San Francisco, Morabito learned the game of football on vacant lots in the North Beach sector and had some success later as a halfback at St. Ignatius High School. He went on to play for the University of Santa Clara as a freshman in 1927 but his playing career was ended shortly after by a shoulder injury. He received his diploma in 1931 at the height of the Great Depression. He got a job driving a truck for \$80 a month while his father, an immigrant from Italy, had built up a flourishing ship's service business on the San Francisco waterfront, only to see it fold in the wake of the depression years.

As the country's economic state began to improve, so did Morabito's. By 1940, when he was 30 years old, he became a success in the lumber carrier business. The army turned him down for duty in 1942 because of partial deafness, which later forced him to wear a hearing aid.

By 1946, the San Francisco 49ers first year of operation, the Bay Area was in the middle of a postwar economic surge. Morabito's lumber yard was in huge demand as houses were springing up to shelter the fast-growing population that was migrating to California.

Morabito owned the new All-America Football Conference franchise with his partners in the Lumber Terminals of San Francisco – Allen E. Sorrell and E.J. Turre – and his younger brother, Victor.

Sorrell suggested the team be named "49ers" after the voyagers who had rushed the West for gold. It is the only name the team has ever been affiliated with and San Francisco is the only city in which it has resided.



49ers Founder, Tony Morabito

The original team logo depicted San Francisco's wild beginnings. It was a goldminer in boots and a lumberjack shirt, firing a pair of pistols. One shot just missed the miner's head, while the other missed his foot. The logo was taken from a design seen on the side of railway freight cars.

With a charter, name and logo, the group recruited Lawrence "Buck" Shaw, Santa Clara's famous "Silver Fox," as the 49ers first head coach. The organization spent \$250,000 to get structured before the team even took their first snap. Morabito's approach was considered "first class," by most, and a financial risk by many.

But Morabito charged on, hand-picking an inaugural roster comprised of 32 players including Frankie Albert, Norm Standlee and Bruno Banducci, all from Stanford, and stars from Santa Clara, including Alyn Beals, an end who scored 46 pro touchdowns in four years. Other known players on the roster were Len Eshmont, Johnny "Johnny Strike" Strzykalski and Joe "The Toe" Ventrano.



Tony Morabito's widow, Josephine (left), and Victor Morabito's widow, Jane (right), kept control of the 49ers after their husbands' passing along with team president Lou Spadia (middle).

Morabito watched as his 49ers played their first game on August 24, 1946, a 17–7 exhibition win over the Los Angeles Dons at Balboa Park in San Diego. The 49ers first home game was played at Kezar Stadium on September 1, 1946, a 34–14 exhibition win over the Chicago Rockets in front of 45,000 fans made up of longshoremen, draymen, mechanics and waterfront workers.

The first regular season league game was on September 8, 1946 against the New York Yankees. The 49ers scored first, but lost 21–7 in a game that began in sunshine and ended in the famous Kezar fog.

The 49ers finished 9–5 in their first season under Shaw, and went on to have an 8–4–2 record in 1947, 12–2 finish in 1948 and 10–4 record, including a trip to the Championship Game, in their final season in the AAFC.

At the end of 1949, it was announced that the AAFC had run its course. San Francisco, Cleveland and Baltimore received NFL franchises and would begin play in the NFL in 1950. The merger was what Morabito had hoped for all along as he, his brother Victor and general manager Lou Spadia, continued to hold the reins.

The 49ers struggled during their first season among the NFL elite, finishing with a 3–9 record. The following year though, the 49ers went 7–4–1.

As the seasons went on, Morabito was the heart and soul of the organization, signing on greats like The Million Dollar Backfield: Joe "The Jet" Perry, Hugh "The King" McElhenny and John Henry Johnson. He also attracted some of the NFL's most renowned talents in R.C. Owens, Bob St. Clair, Leo Nomellini, John Brodie and Y.A. Tittle.

The players appreciated his honesty, and trusted his every move and word.

As the 1950's progressed, Morabito was warned by his doctors that a bad heart and the rigors of football were not a healthy combination. But Morabito wasn't going to let a health scare get in the way of his passion. "What the hell, if I'm going to die, I might as well die at a football game," he said.

On October 27, 1957, the 49ers hosted the Chicago Bears at Kezar. The 49ers entered the game with a 3–1 record behind the talents of Owens, Perry, Tittle, McElhenny, Billy Wilson, and others. The Bears had a 14–0 advantage in the first quarter before the 49ers scored to close the deficit at 14–7. Just as the 49ers lined up for the next kickoff, Morabito, who was sitting next to his wife, Josephine, and his brother, Victor, in the guest box, suddenly collapsed. The great heart that had been with the 49ers since the franchise's inception had failed.

Father Bill McGuire of St. James parish was summoned to the guest box and pronounced Morabito his final absolution. Morabito looked up at him and smiled.

"Thank you father," he said.

Those were his last words.

The 49ers were behind 17–7 in the third quarter when the team learned of Morabito's death. His players rallied and came back to defeat Chicago, 21–17, in an emotional last win for their owner. The 49ers finished the season with three straight victories and an 8–4 record, tying Detroit for the NFL Western Division title.

Victor, Tony's younger brother, kept the team in the family until 1964, when he too died of a heart attack. Both Victor and Tony's wives, Jane and Josephine, retained control of the 49ers with Lou Spadia as team president until 1977, when a new team owner, Edward DeBartolo Jr. of Youngstown, Ohio emerged to buy the franchise.

Morabito's conviction, passion and character birthed and kept an NFL franchise in San Francisco, and laid the sturdy foundation that enabled the 49ers to become one of the NFL's premier football powers over the past 60 years.

SAN FRANCISCO 49ERS TEAM AWARDS

LEN ESHMONT AWARD

The Len Eshmont Award, the 49ers most prestigious annual honor, has been given each year to the 49ers player who best exemplifies the “inspirational and courageous play” of Len Eshmont. A member of the original 1946 49ers team, Eshmont coached at Navy and Virginia following his playing days with the 49ers. Eshmont died in 1957.

Listed below are the 49ers annual Len Eshmont Award winners since its inception in 1957:

1957 QB Y.A. Tittle	1978 RB Paul Hofer	1997 DT Dana Stubblefield
1958 FB Joe Perry	1979 RB Paul Hofer	1998 DT Bryant Young
1959 HB J.D. Smith	1980 DT Archie Reese	1999 DT Bryant Young
1960 S Dave Baker	1981 TE Charlie Young	2000 DT Bryant Young
1961 DT Leo Nomellini	1982 WR Dwight Clark	2001 RB Garrison Hearst
1962 DE Dan Colchico	1983 RB/ST Bill Ring	2002 S Tony Parrish
1963 T Bob St. Clair	1984 LB Keena Turner	2003 LB Julian Peterson
1964 DT Charlie Krueger	1985 FB Roger Craig	2004 DT Bryant Young
1965 QB John Brodie	1986 QB Joe Montana	2005 DT Bryant Young
1966 HB John David Crow	1987 WR Jerry Rice	2006 DT Bryant Young
1967 LB Dave Wilcox	1988 NT Michael Carter	2007 DT Bryant Young
1968 LB Matt Hazeltine	RB Roger Craig	2008 WR Isaac Bruce
1969 CB Jimmy Johnson	1989 QB Joe Montana	2009 TE Vernon Davis
1970 S Roosevelt Taylor	1990 DE Kevin Fagan	2010 LB Takeo Spikes
1971 LB Ed Beard	1991 LB Charles Haley	2011 DT Justin Smith
1972 DE Tommy Hart	1992 WR John Taylor	2012 DT Justin Smith
1973 S Mel Phillips	1993 QB Steve Young	2013 LB NaVorro Bowman
1974 T Len Rohde	1994 WR Jerry Rice	2014 RB Frank Gore
1975 CB Jimmy Johnson	1995 QB Steve Young	2015 WR Anquan Boldin
1976 DE Tommy Hart	1996 FB William Floyd	
1977 S Mel Phillips	1997 DT Bryant Young	

BOBB MCKITTRICK AWARD

This award is given annually to the 49ers offensive lineman who best exemplifies the dedication, excellence and commitment of offensive line coach Bobb McKittrick, a five-time Super Bowl champion.

In 1999, the San Francisco 49ers, under the direction of Bill Walsh, established the Bobb McKittrick Award. The award is meant to honor those offensive linemen who have best represented the courage, intensity and sacrifice displayed by the late McKittrick during his 21 years of service with the 49ers.

“Bobb gave distinguished service to the organization since our renaissance in 1979,” Walsh said. “He was a vital factor in five Super Bowl championships, the evolution of a dynasty and in the production of some of the finest offensive linemen in football. Offensive linemen don’t receive the recognition they so richly deserve. This gives us a venue to honor their sacrifices and achievements.”

A bronze plaque of McKittrick hangs in the 49ers locker room surrounded by the photographs of the McKittrick Award winners.

1981 Keith Fahnhorst	1994 Derrick Deese	2006 Eric Heitmann
1983 John Ayers	1995 Kirk Scrafford	2007 Eric Heitmann
1984 Randy Cross	1996 Jesse Sapolu	2008 Eric Heitmann
1985 Fred Quillan	1997 Ray Brown	2009 David Baas
1986 Keith Fahnhorst	1998 Chris Dalman	2010 David Baas
1987 Bubba Paris	1999 Ray Brown	2011 Jonathan Goodwin
1988 Steve Wallace	2000 Jeremy Newberry	2012 Anthony Davis
1989 Harris Barton	2001 Ray Brown	2013 Alex Boone
1990 Guy McIntyre	2002 Scott Gragg	2014 Joe Staley
1991 Jesse Sapolu	2003 Jeremy Newberry	2015 Joe Staley
1992 Guy McIntyre	2004 Kyle Kosier	
1993 Harris Barton	2005 Jeremy Newberry	

ED BLOCK COURAGE AWARD

The Ed Block Courage Award is named after Ed Block, the former head athletic trainer of the Baltimore Colts of 23 years. Block was a pioneer in his profession and a respected humanitarian whose most passionate cause was helping children of abuse. The award is presented in his name each year to the player that exemplified a commitment to sportsmanship and courage. Ed Block Courage Award winners from each of the 32 NFL teams are honored at a banquet in Baltimore, MD. All proceeds from the event benefit the Ed Block Courage Award Foundation’s Courage House National Support Network. Named after the NFL team in a respective NFL city, a Courage House is a facility that provides support and quality care for abused children and their families in that community. The 49ers dedicated their Courage House in October 2003 at the Edgewood House in San Francisco.

1984 DB Ronnie Lott	1995 DE Dennis Brown	2006 RB Frank Gore
1985 LB Keena Turner	1996 FB William Floyd	2007 C Eric Heitmann
1986 QB Joe Montana	1997 C/G Jesse Sapolu	2008 LB Manny Lawson
1987 WR Mike Wilson	1998 WR Jerry Rice	2009 CB Shawntae Spencer
1988 CB Eric Wright	1999 DT Bryant Young	2010 DT Justin Smith
1989 DB Chet Brooks	2000 RB Garrison Hearst	2011 QB Alex Smith
1990 WR Mike Sherrard	2001 S Lance Shulters	2012 WR Kyle Williams
1991 DB Dave Waymer	2002 S Tony Parrish	2013 C Jonathan Goodwin
1992 DB Eric Davis	2003 C Jeremy Newberry	2014 WR Kassim Osgood
1993 CB Don Griffin	2004 LB Jamie Winborn	2015 LB NaVorro Bowman
1994 T Harris Barton	2005 C Jeremy Newberry	

BILL WALSH AWARD

The Bill Walsh Award was established in 2004 in honor of San Francisco’s Hall of Fame Head Coach Bill Walsh, who passed away in 2007. Walsh served as the team’s head coach for 10 seasons from 1979–88. In that time, he compiled a record of 102–63–1 and led the team to three Super Bowl victories. He was twice named NFL Coach of the Year (1981, 1984) and was later named Coach of the Decade for the 1980s. The award, which is voted on by coaches only, is given to the 49ers Team MVP, honoring his outstanding individual performance.

2004 DE Bryant Young	2007 CB Nate Clements	2011 DT Justin Smith
2005 LB Derek Smith	LB Patrick Willis	2012 LB Aldon Smith
K Joe Nedney	2008 DE Justin Smith	2013 WR Anquan Boldin
2006 RB Frank Gore	2009 LB Patrick Willis	2014 S Antoine Bethea
CB Walt Harris	2010 RB Frank Gore	2015 K Phil Dawson

MATT HAZELTINE AWARD

The Hazeltine Iron Man Award is named after linebacker/center Matt Hazeltine, a 13-year performer who played more seasons at linebacker than any other 49ers player. Known for his durability and dedication, Hazeltine passed away in 1987 from amyotrophic lateral sclerosis (ALS) and Bill Walsh established the award in his honor that year. The award is given annually to the most courageous and inspirational defensive player.

1987 LB Michael Walter	1997 LB Gary Plummer	2007 LB Jeff Ulbrich
1988 LB Charles Haley	1998 S Tim McDonald	2008 LB Takeo Spikes
1989 DB Ronnie Lott	1999 DT Bryant Young	2009 NT Aubrayo Franklin
1990 DE Kevin Fagan	2000 LB Ken Norton Jr.	2010 DT Justin Smith
1991 LB Charles Haley	2001 S Lance Schulters	2011 DT Justin Smith
1992 DE Pierce Holt	2002 S John Keith	2012 DT Ray McDonald
1993 S Tim McDonald	2003 LB Derek Smith	2013 DT Justin Smith
1994 CB Merton Hanks	2004 LB Jeff Ulbrich	2014 DT Justin Smith
1995 S Tim McDonald	2005 DE Bryant Young	2015 DB Jimmie Ward
1996 CB Merton Hanks	2006 LB Brandon Moore	

GARRY NIVER AWARD

The Garry Niver Award is presented annually by the San Francisco Chapter of the Pro Football Writers of America to a 49ers' player for his cooperation and professional style in helping the pro football writers do their jobs. The award is named after pro football writer, Garry Niver, who was a long-time beat writer who covered the 49ers for the *San Mateo Times*.

1993 C/G Jesse Sapolu	2001 QB Jeff Garcia	2009 QB Alex Smith
1994 S Tim McDonald	2002 DT Dana Stubblefield	QB Shaun Hill
1995 QB Steve Young	2003 QB Jeff Garcia	2010 LB Takeo Spikes
1996 T Steve Wallace	2004 LB Jeff Ulbrich	2011 S Donte Whitner
1997 G Ray Brown	2005 LB Julian Peterson	2012 RB Frank Gore
1998 S Tim McDonald	2006 DE Bryant Young	2013 S Donte Whitner
1999 WR Jerry Rice	2007 RB Frank Gore	2014 RB Frank Gore
2000 S Lance Schulters	2008 C Eric Heitmann	2015 WR Torrey Smith

THOMAS HERRION AWARD

49ers owners Denise and John York established the Thomas Herrion Memorial Award in 2005, which is presented each season to a rookie or first-year player that best represents the dream of Thomas Herrion. The award will go to a player, like Thomas, who has taken advantage of every opportunity, turned it into a positive situation and made their dream turn into a reality.

2005 T Thomas Herrion	2009 FB Brit Miller	2012 LB Michael Wilhoite
2006 T Harvey Dahl	2010 RB Anthony Dixon	2013 S Eric Reid
2007 CB Tarell Brown	DT Will Tukuafu	2014 LB Chris Borland
2008 WR Dominique Zeigler	2011 CB Cory Nelms	2015 S Jaquiski Tartt

10-YEAR WALL

All 49ers players whose tenures reached the 10-year mark are recognized in the team's Santa Clara practice facility.

Player	Position	Years
Joe Perry	HB	1948–60, 63
Leo Nomellini	T	1950–63
Y.A. Tittle	QB	1951–60
Billy Wilson	E	1951–60
Bob St. Clair	T	1953–64
Matt Hazeltine	LB	1955–68
Bruce Bosley	C/G	1956–68
John Brodie	QB	1957–73
John Thomas	T	1958–67
Tommy Davis	K	1959–69
Charlie Krueger	DT	1959–73
Roland Lakes	DT	1959–73
Len Rohde	T	1960–74
Jimmy Johnson	DB	1961–76
Dave Wilcox	LB	1964–74
Mel Phillips	DB	1966–76
Frank Nunley	LB	1967–76
Woody Peoples	G	1968–77
Skip Vanderbundt	LB	1968–77
Tommy Hart	DE	1968–77
Cas Banaszek	T	1968–77
Cedrick Hardman	DE	1970–79
Willie Harper	LB	1973–83
Keith Fahnhorst	T	1974–87
John Ayers	G	1976–86
Randy Cross	G/C	1976–88
Ray Wersching	K	1977–87
Fred Quillan	C	1978–87
Dwaine Board	DE	1979–88
Joe Montana	QB	1979–92
Keena Turner	LB	1980–90
Mike Wilson	WR	1981–90
Ronnie Lott	CB	1981–90
Eric Wright	CB	1981–90
Jesse Sapolu	C/G	1983–97
Guy McIntyre	G	1984–93
Mike Walter	LB	1984–93
Jerry Rice	WR	1985–00
John Taylor	WR	1986–95
Steve Wallace	T	1986–96
Steve Young	QB	1987–99
Brent Jones	TE	1987–97
Harris Barton	T	1987–98
Derrick Deese	G/T	1992–03
Bryant Young	DT	1994–07
Jeff Ulbrich	LB	2000–09
Brian Jennings	LS/TE	2000–12
Andy Lee	P	2004–14
Frank Gore	RB	2005–14
Vernon Davis	TE	2006–15

NFL AWARD WINNERS

NFL MOST VALUABLE PLAYER

1970 QB John Brodie (AP, NEA, *SN*, *PFW*, *FN* and K.C. Committee of 101)
 1981 QB Joe Montana (*NY Daily News*)
 1982 WR Dwight Clark (*SI*)
 1984 QB Joe Montana (*Football News*)
 1986 WR Jerry Rice (*SI*)
 1987 WR Jerry Rice (PFWA, NEA, *SI*, *FN* and *FD*)
 1988 RB Roger Craig (NEA and *SI*)
 1989 QB Joe Montana (PFWA, AP, NEA, *FN* and *SI*)
 1990 QB Joe Montana (AP), WR Jerry Rice (*SI*)
 1992 QB Steve Young (PFWA, AP, NEA, *FD* and *SI*)
 1994 QB Steve Young (PFWA, AP and *SI*)

NFC MOST VALUABLE PLAYER

1989 QB Joe Montana (*FM*)

NFL PLAYER OF THE YEAR

1952 HB Hugh McElhenny (*SP*)
 1954 FB Joe Perry (UPI)
 1955 FB Joe Perry (UPI)
 1957 QB Y.A. Tittle (UPI)
 1970 QB John Brodie (AP and *FM*)
 1987 WR Jerry Rice (Maxwell Club and *SM*)
 1989 QB Joe Montana (*SN*, *FD* and Maxwell Club)
 1990 WR Jerry Rice (*SM*)
 1992 QB Steve Young (*SN* and Maxwell Club)
 1994 QB Steve Young (*SM*)

NFC PLAYER OF THE YEAR

1970 QB John Brodie (UPI)
 1994 QB Steve Young (UPI)

NFL OFFENSIVE PLAYER OF THE YEAR

1970 QB John Brodie (NEA and *PFW*)
 1986 WR Jerry Rice (*PFW*)
 1987 WR Jerry Rice (AP, *PFW* and *FD*)
 1988 RB Roger Craig (AP)
 1989 QB Joe Montana (AP and *PFW*)
 1992 QB Steve Young (AP and *PFW*)
 1993 WR Jerry Rice (AP)
 1994 QB Steve Young (AP, *PFW* and *CPFM*)

NFC OFFENSIVE PLAYER OF THE YEAR

1986 WR Jerry Rice (K.C. Committee 101)
 1987 WR Jerry Rice (UPI and K.C. Committee 101)
 1988 RB Roger Craig (UPI and K.C. Committee 101)
 1989 QB Joe Montana (UPI and K.C. Committee 101)
 1992 QB Steve Young (UPI, *FN* and K.C. Committee 101)
 1994 QB Steve Young (Kansas City Committee 101)

NFL DEFENSIVE PLAYER OF THE YEAR

1981 DE Fred Dean (UPI and K.C. Committee 101)
 1994 CB Deion Sanders (AP and *CPFM*)
 1995 FS Merton Hanks (*FD*)
 1997 DT Dana Stubblefield (AP, *PFW*, *FD*, *CPFN*, NEA, K.C. Committee 101)

NFC DEFENSIVE PLAYER OF THE YEAR

1990 LB Charles Haley (UPI and K.C. Committee 101)
 1994 CB Deion Sanders (K.C. Committee 101)
 1997 DT Dana Stubblefield (K.C. Committee 101)

NFL ROOKIE OF THE YEAR

1952 HB Hugh McElhenny (UPI)

NFL DEFENSIVE ROOKIE OF THE YEAR

1970 CB Bruce Taylor (*PFW*)
 1993 DT Dana Stubblefield (AP)
 1994 DT Bryant Young (UPI)
 2007 LB Patrick Willis (AP)

NFL MAN OF THE YEAR

1989 Edward J. DeBartolo Jr. (*FM*)

WALTER PAYTON NFL MAN OF THE YEAR

2015 WR Anquan Boldin

COACH OF THE YEAR

1959 Howard (Red) Hickey (*DM*)
 1981 Bill Walsh (AP, *SN* and *PFW*)
 1989 George Seifert (*FD*)
 1990 George Seifert (*SM*)
 1994 George Seifert (*SN*)
 2011 Jim Harbaugh (*AP*, *PFW*/*PFWA*, *SN*, *SI* and *DMN*)

EXECUTIVE OF THE YEAR

1989 John McVay (*SM*)
 1994 Carmen Policy (*SN* and *PFW*)
 2011 Trent Baalke (*PFW*/*PFWA*)

SUPER BOWL MOST VALUABLE PLAYER

1981 QB Joe Montana (Super Bowl XVI)
 1984 QB Joe Montana (Super Bowl XIX)
 1988 WR Jerry Rice (Super Bowl XXIII)
 1989 QB Joe Montana (Super Bowl XXIV)
 1994 QB Steve Young (Super Bowl XXIX)

NFL COMEBACK PLAYER OF THE YEAR

1999 DT Bryant Young (AP)
 2001 RB Garrison Hearst (AP and PFWA)

NFL MOST IMPROVED PLAYER

2000 QB Jeff Garcia (*PFW*)

MOST CARING ATHLETE

2000 DT Bryant Young (*USA Today*)
 DT Junior Bryant (*USA Today*)

AP – Associated Press, CPNW – College and Pro Football Newsweekly, DMN – Dallas Morning News, DN – Detroit News, DP – Detroit Press, FD – Football Digest, FI – NFL Films, FN – Football News, K.C. Committee 101 – Kansas City Committee 101, PFD – Pro Football Digest, PFW – Pro Football Weekly, SI – Sports Illustrated, SN – Sporting News, UPI – United Press International

49ERS PLAYERS OF THE MONTH

OFFENSE	DEFENSE	SPECIAL TEAMS	OFFENSE	DEFENSE	SPECIAL TEAMS
1986 Jerry Rice WR (Nov.)			1998 Steve Young QB (Sept.)		
1988 Joe Montana QB (Nov.)	Charles Haley LB (Oct.)		2001 Jeff Garcia QB (Nov.)		
1990 Steve Young QB (Oct.)	Charles Haley LB (Oct.)		2006 Walt Harris CB (Nov.)		
1991 Steve Young QB (Oct.)	Tim Harris LB (Dec.)		2007 Patrick Willis LB (Oct.)*		
1992 Steve Young QB (Nov.)	Eric Davis CB (Oct.)		2011 Aldon Smith LB (Oct.)*		David Akers (Dec.)
1993 Steve Young QB (Nov.)			Aldon Smith LB (Dec.)*		
1994 Steve Young QB (Nov.)			Aldon Smith LB (Nov.)		
1995 Steve Young QB (Dec.)	Ken Norton LB (Oct.)		2013 NaVorro Bowman LB (Dec.)		
1997 Dana Stubblefield DT (Nov.)			2014 Chris Borland LB (Nov.)*		

* NFL Defensive Rookie of the Month

49ERS PLAYERS OF THE WEEK

	OFFENSE	DEFENSE	SPECIAL TEAMS
1984	Joe Montana QB (Week 8)		
1985	Roger Craig RB (Week 2)	Dwight Hicks S (Week 16)	
	Joe Montana QB (Week 5)		
	Jerry Rice WR (Week 14)		
1986	Joe Montana QB (Week 10)	Ronnie Lott S (Week 4)	
	Jerry Rice WR (Week 11)	Ronnie Lott S (Week 8)	
	Roger Craig RB (Week 15)		
1987	Jerry Rice WR (Week 11)		
	Joe Montana QB (Week 12)		
1988	Roger Craig RB (Week 2)	Michael Carter NT (Week 1)	
	Joe Montana QB (Week 4)	Michael Walter LB (Week 2)	
	Roger Craig RB (Week 7)	Eric Wright CB (Week 15)	
	Jerry Rice WR (Week 13)		
1989	Joe Montana QB (Week 3)	Pierce Holt DE (Week 12)	
	John Taylor WR (Week 14)		
1990	Joe Montana QB (Week 2)	Charles Haley LB (Week 5)	
	Jerry Rice WR (Week 3)		
	Joe Montana QB (Week 6)		
	Jerry Rice WR (Week 6)		
1991	Steve Bono QB (Week 14)		
	John Taylor WR (Week 15)		
1992	Jerry Rice WR (Week 7)		
	Jerry Rice WR (Week 13)		
	Amp Lee RB (Week 15)		
1993	Jerry Rice WR (Week 11)	Merton Hanks S (Week 12)	Dexter Carter KR (Week 5)
1994	Jerry Rice WR (Week 1)	Deion Sanders CB (Week 4)	Doug Brien K (Week 3)
	Jerry Rice WR (Week 12)	Merton Hanks S (Week 6)	Dexter Carter KR/PR (Week 10)
		Merton Hanks S (Week 11)	
1995	Elvis Grbac QB (Week 12)	Merton Hanks S (Week 3)	Jeff Wilkins K (Week 12)
	Jerry Rice WR (Week 16)	Ken Norton LB (Week 8)	
		Merton Hanks S (Week 11)	
		Tim McDonald S (Week 13)	
1996		Bryant Young DT (Week 6)	Jeff Wilkins K (Week 10)
		Chris Doleman DE (Week 9)	
		Roy Barker DE (Week 10)	
		Chris Doleman DE (Week 12)	
1997	Garrison Hearst RB (Week 5)	Rod Woodson CB (Week 3)	
		Dana Stubblefield DT (Week 10)	
		Dana Stubblefield DT (Week 11)	
1998	Garrison Hearst RB (Week 1)	Roy Barker DE (Week 8)	
1999		Bryant Young DT (Week 14)	
2000	Charlie Garner RB (Week 4)		
	Terrell Owens WR (Week 16)		
2001	Jeff Garcia QB (Week 9)	Andre Carter LB (Week 17)	Jose Cortez K (Week 1)
2002	Garrison Hearst RB (Week 11)	Jamie Winborn LB (Week 1)	Jimmy Williams KR/PR (Week 13)
		Ronnie Heard S (Week 8)	
		Julian Peterson LB (Week 10)	
		Tony Parrish S (Week 14)	
2003	Terry Jackson RB (Week 1)	Ahmed Plummer CB (Week 5)	Cedric Wilson KR (Week 9)
	Jeff Garcia QB (Week 14)	Tony Parrish S (Week 16)	
2004	Tim Rattay QB (Week 5)		
2005		Bryant Young DE (Week 1)	Joe Nedney K (Week 8)
2006	Frank Gore RB (Week 5)	Brandon Moore LB (Week 9)	
	Frank Gore RB (Week 11)	Walt Harris CB (Week 17)	
2007	Frank Gore RB (Week 12)		
2008	Shaun Hill QB (Week 11)		
2009	Frank Gore RB (Week 2)		
	Frank Gore RB (Week 14)		
2011		Patrick Willis LB (Week 5)	Ted Ginn Jr. WR (Week 1)
			Andy Lee P (Week 15)
			David Akers K (Week 16)
			David Akers K (Week 17)
2012	Alex Smith QB (Week 8)	Patrick Willis LB (Week 4)	Andy Lee P (Week 7)
		Aldon Smith LB (Week 11)	
2013	Anquan Boldin WR (Week 1)	Tramaine Brock CB (Week 5)	Andy Lee P (Week 7)
			Phil Dawson K (Week 14)
			Phil Dawson K (Week 17)
2014		Antoine Bethea S (Week 4)	Phil Dawson K (Week 5)
		Chris Borland LB (Week 11)	

EDWARD J. DeBARTOLO SR. 49ERS HALL OF FAME

The San Francisco 49ers are arguably one of the most fabled sports franchises in history. With the multitude of memories that the team's history holds, a place to honor and capture these tremendous times and legendary figures only seems appropriate.

During the 2009 offseason, the San Francisco 49ers and the York family proudly introduced the creation of the Edward J. DeBartolo Sr. 49ers Hall of Fame, named in honor of the beloved patriarch of the storied franchise. The 49ers Hall of Fame was established to recognize players, administrators and coaches who have made exceptional contributions to the organization.

A week after the creation of the new 49ers Hall of Fame, team President & CEO Jed York announced the name of its inaugural inductee, his uncle, Edward J. DeBartolo Jr., known as "Mr. D" to most close to the 49ers family. He was then officially inducted during halftime of the team's home opener versus the Seattle Seahawks on September 20, 2009.

Being inducted into the 49ers Hall of Fame is no easy task, and the selection process reflects the level of honor which it bestows. As a prerequisite for induction, all 49ers Hall of Fame candidates must have displayed one or more of the following qualifications: outstanding production and performance on the field, key contributions to the team's success, and/or the embodiment of the spirit and essence of the San Francisco 49ers.

JOHN BRODIE

Quarterback, 1957–73

49ers Hall of Fame Inductee: 2009

Holds the team record with 17 years of service. Ranks second in team history with 31,548 passing yards and third with 214 touchdown passes. Guided the 49ers to back-to-back NFC Championship games in 1970 and 1971. Was named NFL Most Valuable Player in 1970. Born August 14, 1935 in San Francisco, CA.




DWIGHT CLARK

Wide Receiver, 1979–87

49ers Hall of Fame Inductee: 2009

Finished with 506 receptions for 6,750 yards and 48 touchdowns. Ranks fourth on 49ers all-time receptions list and third in receiving yards. Two-time Pro Bowler (1981, 1982) and first-team All-Pro in 1982 and 1983. Born January 8, 1957 in Kinston, NC.



ROGER CRAIG

Running Back, 1983–90

49ers Hall of Fame Inductee: 2011

A member of three Super Bowl Championship teams, Craig ranks third in franchise history with 7,064 rushing yards and first in career rushing attempts (1,686). He also ranks third in franchise history in receptions (508) and total touchdowns (66). Craig became the first running back in NFL history to register 1,000 rushing yards and 1,000 receiving yards in a single season (1,050 rushing yards and 1,016 receiving yards in 1985). He was also selected to the Pro Bowl four times. Born July 10, 1960 in Davenport, IA.



A number of players and coaches have already been recognized in various ways throughout the years for their contributions to the game of professional football and the 49ers organization. Accordingly, the franchise has automatically enshrined members of the 49ers family who have either had their jersey numbers already retired by the organization or have been selected to the Pro Football Hall of Fame in Canton, Ohio. These players include: John Brodie, Dwight Clark, Fred Dean, Jimmy Johnson, John Henry Johnson, Charlie Krueger, Ronnie Lott, Hugh McElhenny, Joe Montana, Leo Nomellini, Joe Perry, Bob St. Clair, Y.A. Tittle, Bill Walsh, Dave Wilcox and Steve Young.

During Alumni Weekend on October 11, 2009 against the Atlanta Falcons, the 49ers honored the automatic enshrinement of the above players during halftime of the game.

The 49ers organization will enshrine new members each season.


FRED DEAN

Defensive End, 1981–85

49ers Hall of Fame Inductee: 2009

Pro Football Hall of Fame Inductee: 2008

One of the first true pass-rushers in the game, Dean's revolutionary play made an immediate impact upon joining the 49ers in a 1981 mid-season trade. Went on to help 49ers win Super Bowl XVI and Super Bowl XIX. Recorded 93.5 sacks in career, including 40 sacks in five seasons with 49ers to rank 7th on team's all-time list. Posted career-high 17.5 sacks in 1983. Was a four-time Pro Bowler (1979–81, 83) and All-Pro (1979–81, 83). Earned UPI's NFC Defensive Player of the Year (1981). Born February 24, 1952 in Arcadia, LA.



EDWARD J. DeBARTOLO JR.

Owner, 1977–2000

49ers Hall of Fame Inductee: 2009

Pro Football Hall of Fame Inductee: 2016

Widely regarded as one of the most successful owners in the history of pro sports after taking over the 49ers in 1977. In 23 years at the helm, guided 49ers to a 22–11 postseason record and 13 division titles as San Francisco became first franchise in NFL history to win five Super Bowl Championships (1981, '84, '88, '89 and '94). The 49ers reached the playoffs on 16 occasions during DeBartolo's final 18 seasons as owner, posting a 207–72–1 regular season record. Born November 6, 1946 in Youngstown, OH.



EDWARD J. DEBARTOLO SR. 49ERS HALL OF FAME (CONT.)

CHARLES HALEY


Linebacker, 1986–91, '99

49ers Hall of Fame Inductee: 2015

Pro Football Hall of Fame Inductee: 2015



The only player in NFL history to have won five Super Bowl Championships (XXIII, XXIV, XXVII, XXVIII, XXX). Originally drafted by the 49ers in the fourth round (96th overall) of the 1986 NFL Draft from James Madison University, he played two stints for the 49ers, re-joining the team in the 1998 postseason following five seasons with the Dallas Cowboys. He appeared in a total of 106 regular season games (63 starts) with San Francisco. During his 12-year NFL career, Haley was a five-time Pro-Bowler (1988, 1990–91, 1994–95), two-time First-Team All-Pro (1991, 1994) and was twice named NFC Defensive Player of the Year (1990, 1994). He finished with 100.5 career sacks, registering 10-or-more sacks six times during his career. He also either led or shared the team lead for sacks in each season he played for San Francisco, including 12 sacks as a rookie and a career-high and NFC-leading 16 sacks in 1990. His 66.5 sacks as a 49er rank second in franchise history, he holds the Super Bowl record with 4.5 sacks and his 11 postseason sacks rank tied for fifth in NFL history. Born January 6, 1964 in Gladys, VA.



JIMMY JOHNSON

Cornerback, 1961–76

49ers Hall of Fame Inductee: 2009

Pro Football Hall of Fame Inductee: 1994



Starter on both offense and defense at UCLA. Began 49ers career as a defensive back, moved to offense, then stayed at DB in his third season. Intercepted 47 passes for 615 yards, including five his rookie year. As a receiver in 1962 he caught 34 passes for 627 yards and four touchdowns. Recognized as one of the best man-to-man defenders in NFL history. Played in five Pro Bowls and twice won the prestigious Len Eshmont Award selected by his teammates for inspirational play. Born March 31, 1938 in Dallas, TX.



JOHN HENRY JOHNSON

Fullback, 1954–56

49ers Hall of Fame Inductee: 2009

Pro Football Hall of Fame Inductee: 1987



Was a member of what's been noted as the finest backfield in NFL history. The foursome known as "The Million Dollar Backfield" and "The Fabulous Foursome" included three other Hall of Famers—QB Y.A. Tittle and RBs Joe Perry and Hugh McElhenny. Gained 6,803 yards rushing, including 48 touchdowns. Also played for the Detroit Lions (1957–59), Pittsburgh Steelers (1960–65) and Houston Oilers (1966). Attended St. Mary's College and Arizona State University. Born November 24, 1929 in Waterproof, LA.



CHARLIE KRUEGER

Defensive Tackle, 1959–73

49ers Hall of Fame Inductee: 2009

Two-time Pro Bowl defensive tackle (1960, 1964). Received All-Pro recognition in 1960, 1965 and 1966. Had jersey retired in 1974.




RONNIE LOTT

Defensive Back, 1981–90

49ers Hall of Fame Inductee: 2009

Pro Football Hall of Fame Inductee: 2000

Known as one of the most ferocious and feared players in NFL history. Played in 10 Pro Bowls and won four Super Bowl Championships. Earned All-Pro honors at three different positions: cornerback, free safety and strong safety. Registered 1,161 career tackles, including five seasons with at least 100 tackles. Ranks tied for 6th in NFL history with 63 interceptions. Led the league in interceptions in 1986 and 1991 and returned five interceptions for touchdowns. Tied for the NFL record for postseason interceptions with nine. Named to the 75th Anniversary All-Time team, 1980's All-Decade team and Super Bowl Silver Anniversary team. Born May 8, 1959 in Albuquerque, NM.




HUGH McELHENNY

Halfback, 1952–60

49ers Hall of Fame Inductee: 2009

Pro Football Hall of Fame Inductee: 1970

One of only three players to gain over 11,000 yards carrying the ball. Scored 60 career touchdowns, 38 rushing, including a 42-yard touchdown run on his first pro play in preseason. In 1952 McElhenny had the longest punt return (94) and longest play from scrimmage (89). Scored two touchdowns in first Pro Bowl after his rookie year. Also played for Minnesota Vikings (1961–62), New York Giants (1963) and Detroit Lions (1964). Played college football at University of Washington. Born December 31, 1928 in Los Angeles, CA.



JOHN McVAY

San Francisco 49ers, 1979–2003

49ers Hall of Fame Inductee: 2013

His commitment and contributions to the 49ers help to form the rich traditions the team strives to carry on today. Played an integral role in the great success the franchise has achieved, helping to construct teams responsible for five Super Bowl victories. Joined the 49ers in 1979 as the team's Director of Player Personnel and went on to spend 21 seasons with the franchise. Among the many roles he filled throughout his tenure, served as Vice President and General Manager from 1983–1994 before retiring in 1995. Rejoined the 49ers in 1999 and served as Vice President/Director of Football Operations through the 2003 season. Born January 5, 1931 in Bellaire, OH.



EDWARD J. DEBARTOLO SR. 49ERS HALL OF FAME (CONT.)

JOE MONTANA

Quarterback, 1979–92

49ers Hall of Fame Inductee: 2009

Pro Football Hall of Fame Inductee: 2000



Solidified his place in pro sports annals with numerous NFL records and a legendary reputation as a leader. Finished his career with 40,551 yards passing and 273 touchdowns. Ranks second in team history with a 92.3 career passer rating and 62.3 completion percentage. Led league in passing in 1987 and '89. Won back-to-back NFL MVP awards in 1989 and '90. Named *Sports Illustrated* Sportsman-of-the-Year in 1990. Named Super Bowl MVP three times. Directed team to the playoffs 12 times and boasts a 95.6 passer rating in 23 postseason games. Holds NFL postseason record for touchdowns (45), while ranking second in 300-yard passing games (6), completions (460), attempts (734) and yards gained (5,772). Born June 11, 1956 in New Eagle, PA.



TONY AND VIC MORABITO

Founder/Owners, 1946–64

49ers Hall of Fame Inductee: 2010

Founder Tony Morabito (1946–1957) and Co-Owner Vic Morabito (1950–1964). The founding family and original owners of the San Francisco 49ers. Tony Morabito established the Bay Area's first major league professional sports franchise when the 49ers played their first season in 1946. The brothers from San Francisco transitioned the team from an upstart in the All-American Football Conference to a major NFL franchise in 1950. Signed future Pro Football Hall of Famers Joe Perry, Hugh McElhenny, John Henry Johnson, Y.A. Tittle, Bob St. Clair, Leo Nomellini and Jimmy Johnson and also attracted the likes of R.C. Owens, John Brodie, Charlie Krueger, Billy Wilson and many other top talents during their tenure. After Tony's passing in 1957, Vic retained control of the organization until his own death in 1964. Throughout both the AAFC and the NFL, the 49ers went 128–110–6 during Tony and Vic Morabito's era (including a trip to the AAFC Championship Game in 1949 and the NFC playoffs in 1957) and became one of the NFL's premier franchises.



LEO NOMELLINI

Defensive Tackle, 1950–63

49ers Hall of Fame Inductee: 2009

Pro Football Hall of Fame Inductee: 1969



Was the first ever draft choice after the 49ers joined the NFL. Played every 49ers game for 14 seasons. Altogether, he played in 174 consecutive regular season games, including 10 trips to the Pro Bowl, and played in 266 contests. "The Lion" became one of the few to be named to an All-NFL team on both offense and defense. Retired at age 39. Played college ball at the University of Minnesota. Born June 19, 1924 in Lucca, Italy.




R.C. OWENS

Wide Receiver, 1957–61

49ers Hall of Fame Inductee: 2011

An eight-year NFL veteran, R.C. "Alley Oop" Owens spent his first five seasons as a member of the 49ers, totaling 177 receptions for 2,939 yards and 20 touchdowns with San Francisco. His most productive year came in 1961 when he started all 14 games, caught 55 passes for 1,032 yards and scored five touchdowns. A former college basketball star, Owens transferred his skills over to the football field and was notorious for out-leaping defensive backs for high arching passes from QB Y.A. Tittle. Thus, the origin of the term "Alley Oop" was created, and later became more well-known from its use in basketball. A free agent in 1962, Owens went on to play with the Baltimore Colts and New York Giants, before retiring following the 1964 season. After his playing career ended, Owens spent more than two decades working for the 49ers. In that time, he held various positions for the team, including Director of Training Camp and Director of Alumni Relations. Born November 12, 1934 in Shreveport, LA.



JOE PERRY


Fullback, 1948–60, '63

49ers Hall of Fame Inductee: 2009

Pro Football Hall of Fame Inductee: 1969



Was first player in NFL history to gain 1,000 yards in two consecutive seasons. His 9,723 rushing yards, in the AAFC and NFL combined, placed him second only to Jim Brown when he retired. Finished career with 12,505 combined yards. Nicknamed "The Jet" because of his quick starts. Also played for the Baltimore Colts (1961–62). Attended Compton Junior College. Born January 22, 1927 in Stevens, AR.



JERRY RICE


Wide Receiver, 1985–2000

49ers Hall of Fame Inductee: 2010

Pro Football Hall of Fame Inductee: 2010



Considered the best wide receiver in NFL history, Rice holds 14 regular season records and 10 postseason records. Among them, he is the all-time leader in career receptions (1,549), receiving yards (22,895) and touchdown receptions (197). Rice, a 10-time All-Pro was selected to 13 Pro Bowls and won three Super Bowl championships with the 49ers (1988, '89, '94). He was twice named AP NFL Offensive Player of the Year ('87, '93). Rice played his first 16 seasons in San Francisco, where he holds nearly every 49ers receiving record. Born October 13, 1962 in Starkville, MI.



EDWARD J. DEBARTOLO SR. 49ERS HALL OF FAME (CONT.)

GEORGE SEIFERT

Secondary Coach, 1980–82
Defensive Coordinator, 1983–88
Head Coach, 1989–96

49ers Hall of Fame Inductee: 2014

Spent 17 seasons with the 49ers after joining the franchise in 1980 as the team's secondary coach before being promoted to head coach in 1989. In his eight seasons as head coach of the 49ers, Seifert produced a 98–30 regular season record (.766) and collected two Super Bowl victories. Seifert is one of three coaches in NFL history to win a Super Bowl during his rookie campaign. Born January 22, 1940 in San Francisco, CA.




GORDY SOLTAU

Wide Receiver, 1950–58

49ers Hall of Fame Inductee: 2012

Played both kicker and wide receiver for San Francisco, retiring as the franchise's all-time leading scorer with 644 points. Played all 9 NFL seasons with the 49ers, missing just 2 games from 1950–58. Led the 49ers in scoring each year and led the NFL in scoring in 1952 and 1953. Earned 3 Pro Bowl Selections from 1951–53. In 1951, ranked 2nd in the NFL with 59 receptions for 826 receiving yards. Soltau finished his career with 249 receptions for 3,487 yards and 25 touchdowns. Converted 70-of-139 field goals for 303 points. Prior attending college in the Office of Strategic Services, an elite branch of the Navy, where he was one of the first combat divers during World War II. Played college ball at Minnesota. Born January 25, 1925 in Duluth, MN.



BOB ST. CLAIR

Tackle, 1953–64

49ers Hall of Fame Inductee: 2009

Pro Football Hall of Fame Inductee: 1990



Exceptional offensive lineman. Also played goal line defense and blocked 10 field goals in 1956. Once lost five teeth when blocking a punt. Earned All-NFL honors three times and made five Pro Bowl appearances. Attended University of San Francisco and Tulsa. Born February 18, 1931 in San Francisco, CA.



Y.A. TITTLE

Quarterback, 1951–60

49ers Hall of Fame Inductee: 2009

Pro Football Hall of Fame Inductee: 1971



Had 17 years of NFL experience, finishing his career with 33,070 passing yards and 281 touchdowns (39 rushing). Won NFL Most Valuable Player Award in 1961 and '63. Threw 33 touchdown passes and a career-high 3,224 yards in 1962. In '63 he threw 36 touchdowns, completing 60.2 percent of his passes. Also played for the Baltimore Colts (1948–50) and the New York Giants (1961–64). Played college ball at Louisiana State University. Born October 24, 1926 in Marshall, TX.



BILL WALSH

Head Coach, 1979–88

49ers Hall of Fame Inductee: 2009

Pro Football Hall of Fame Inductee: 1993



Led "The Team of the '80s" to three Super Bowl titles (XVI, XIX, XXIII) in 10 years. Compiled a .617 winning percentage with a 102–63–1 mark that included 10 wins in 14 post-season games. Notorious for his reputation of being an outstanding offensive coach, Walsh developed what is now known as the "West Coast Offense." Named NFL Coach of the Year in 1981 and '84. Attended San Jose State. Born November 30, 1931 in Los Angeles, CA.



DAVE WILCOX

Linebacker, 1964–74

49ers Hall of Fame Inductee: 2009

Pro Football Hall of Fame Inductee: 2000



Nicknamed "The Intimidator" by coaches and teammates for his tough, hard-nosed playing style. Considered to be one of the finest outside linebackers to ever play the game. Earned seven Pro Bowl nominations and was a seven-time All-Pro selection. Was selected by his teammates as the Len Eshmont Award winner as the team's most inspirational and courageous player in 1967. Had his best season as a professional in 1973, recording 104 tackles, 13 for loss, two interceptions, four forced fumbles and one fumble recovery. Born September 29, 1942 in Eugene, OR.



STEVE YOUNG

Quarterback, 1987–99

49ers Hall of Fame Inductee: 2009

Pro Football Hall of Fame Inductee: 2005



One of the greatest quarterbacks in NFL history, standing as the 3rd most accurate passer in league history and possessing an outstanding 96.8 quarterback rating. Dominating arm strength and mobility yielded 232 regular season touchdown tosses and 4,239 rushing yards during his years at Tampa Bay (1985–86) and San Francisco (1987–99). Recorded 28, 300-yard passing games during his prolific career. His 43 rushing touchdowns are the most by a quarterback in NFL history. Was a two-time NFL Most Valuable Player (1992 & 1994) and Super Bowl XXIX MVP. Earned 7 consecutive Pro Bowl nominations (1992–98) and was All-Pro (1992–94). His six touchdown passes in Super Bowl XXIX victory over San Diego stands as a Super Bowl record. Born October 11, 1961 in Salt Lake City, UT.



49ERS IN PRO FOOTBALL HALL OF FAME

POS	PLAYER	YEARS ON 49ERS	YEAR INDUCTED
G/T	Larry Allen	2006–07	2013
DE	Fred Dean	1981–85	2008
Owner	Edward J. DeBartolo Jr.	1977–2000	2016
DE	Richard Dent	1994	2011
LB	Chris Doleman	1996–98	2012
DB	Tony Dungy	1979	2016
LB	Kevin Greene	1997	2016
LB	Charles Haley	1986–91, '99	2015
WR	Bob Hayes	1975	2009
LB	Rickey Jackson	1994–95	2010
CB	Jimmy Johnson	1961–76	1994
FB	John Henry Johnson	1954–56	1987
DB	Ronnie Lott	1981–90	2000

POS	PLAYER	YEARS ON 49ERS	YEAR INDUCTED
HB	Hugh McElhenny	1952–60	1970
QB	Joe Montana	1979–92	2000
DT	Leo Nomellini	1950–63	1969
FB	Joe Perry	1946–60, '63	1969
WR	Jerry Rice	1985–2000	2010
CB	Deion Sanders	1994	2011
RB	O.J. Simpson	1978–79	1985
T	Bob St. Clair	1953–63	1990
QB	Y.A. Tittle	1951–60	1971
Coach	Bill Walsh	1979–88	1993
LB	Dave Wilcox	1964–74	2000
S	Rod Woodson	1997	2009
QB	Steve Young	1987–99	2005

49ERS RETIRED JERSEYS



QB Steve Young—Played for the 49ers from 1987–99 standing as the most accurate passer in league history with a 96.8 quarterback rating...Totaled 221 regular season touchdown passes and 3,581 rushing yards with the 49ers....His 43 rushing touchdowns are the most by a quarterback in NFL history...Was a two-time NFL Most Valuable Player (1992 & 1994) and Super Bowl XXIX MVP...Earned seven consecutive Pro Bowl nods (1992–98) and was All-Pro (1992–94). Inducted into Pro Football Hall of Fame in 2005...Had jersey retired in 2008.



S Ronnie Lott—Played for the 49ers from 1981–90...Played in 10 Pro Bowls and won four Super Bowl titles...Earned All-Pro honors at three different positions—cornerback, free safety and strong safety...Registered 1,161 career tackles, including five seasons with 100–or-more tackles...Ranks fifth in NFL history with 63 career interceptions...Holds NFL postseason record with nine interceptions in career...Inducted into Pro Football Hall of Fame in 2000...Had jersey retired in 2003.



QB John Brodie—Played for the 49ers from 1957–73...Holds the team record with 17 years of service...Ranks second in team history with 31,548 passing yards and third with 214 touchdown passes...Guided the 49ers to back-to-back NFC Championship games in 1970 and 1971...Was named NFL Most Valuable Player in 1970...Had jersey retired in 1973.



DT Charlie Krueger—Played for the 49ers from 1959–73...Two-time Pro Bowl defensive tackle (1960, 1964)...Received All-Pro recognition in the years 1960, 1965 and 1966...Had jersey retired in 1974.



QB Joe Montana—Played for the 49ers from 1979–92...Led San Francisco to four Super Bowl Championships (1981, 1984, 1988, 1989)...Holds team records with 35,124 passing yards and 244 touchdown passes...Selected to eight Pro Bowls, including seven with the 49ers...Named NFL Most Valuable Player four times (1981, 1984, 1989, 1990) and Super Bowl MVP three times (XVI, XIX, XXIV)...Had jersey retired in 1997...Inducted into Pro Football Hall of Fame in 2000.



T Leo Nomellini—Played for the 49ers from 1950–63...Did not miss a game during his 14-year career, playing in 174 consecutive regular season games...Selected to 10 Pro Bowls...Was first-ever NFL draft choice by 49ers...Was first-team All-Pro six times and second-team choice three times...Inducted into Pro Football Hall of Fame in 1969...Had jersey retired in 1971.



RB Joe Perry—Played 14 years in two stints for the 49ers from 1948–60 and 1963...Finished career as team's all-time leading rusher with 7,344 yards...Scored 351 points, including team-record 50 rushing touchdowns, during career...Led team in rushing eight seasons, including seven consecutive (1949–55)...Named NFL Player-of-the-Year by UPI in 1954 and 1955...Inducted into Pro Football Hall of Fame in 1969...Had jersey retired in 1971.



T Bob St. Clair—Played for the 49ers from 1953–63...Exceptional offensive lineman...Also played goal line defense and blocked 10 field goals in 1956...One of the tallest players in team history at 6–9...Named to Pro Bowl five times...Earned All-NFL honors three times in career...Local product, attended University of San Francisco and Polytechnic High in San Francisco...Inducted into Pro Football Hall of Fame in 1990...Had jersey retired in 2001.



DB Jimmy Johnson—Played for the 49ers from 1961–76...Holds team record with 212 games played during career...Finished with 47 interceptions to rank second in team history...Selected to five Pro Bowls and named Len Eshmont Award winner twice...Played wide receiver in second season before becoming full-time defensive back in 1963...Named first-team All-Pro four times (1969, 1970, 1971, 1972)...Had jersey retired in 1977...Inducted into Pro Football Hall of Fame in 1994.



WR Jerry Rice—Played for the 49ers from 1985–2000...Holds 14 regular season records and 10 postseason records...Among them, he is the all-time leader in career receptions (1,549), receiving yards (22,895) and touchdown receptions (197)...A 10-time All-Pro, was selected to 13 Pro Bowls and won three Super Bowl championships with the 49ers (1988, 1989, 1994)...Twice named AP NFL Offensive Player of the Year (1987, 1993)...Played his first 16 seasons in San Francisco, where he holds nearly every 49ers receiving record...Had jersey retired in 2010.



RB Hugh McElhenny—Played for the 49ers from 1952–60...Rushed for 4,288 yards on 877 carries and 35 touchdowns for San Francisco...Was named NFL Player of the Year and NFL Rookie of the Year in 1952...Selected to five Pro Bowls...Led team in rushing in 1956 and 1957...Inducted into Pro Football Hall of Fame in 1970...Had jersey retired in 1971.



WR Dwight Clark—Played for the 49ers from 1979–87...Finished with 506 receptions for 6,750 yards and 48 touchdowns...Ranks fourth on 49ers all-time receptions list and third in receiving yards...Two-time Pro Bowler (1981, 1982) and first-team All-Pro in 1982 and 1983...Had jersey retired in 1988.

PRO BOWL 49ERS

1950 (JAN. 14, 1951)

Frank Albert, QB
Visco Grgich, G
Leo Nomellini, T
Norm Standlee, FB
John Strzykowski, HB

1951 (JAN. 12, 1952)

Jim Cason, HB
Ray Collins, T
Leo Nomellini, T
* Gordy Soltau, E

1952 (JAN. 10, 1953)

Ed Henke, E
* Bill Johnson, C
Hugh McElhenny, HB
Leo Nomellini, T
Joe Perry, FB
Gordy Soltau, E

1953 (JAN. 17, 1954)

* Bill Johnson, C
Hugh McElhenny, HB
Art Milchalik, G
* Leo Nomellini, T
* Joe Perry, FB
* Gordy Soltau, E
Y.A. Tittle, QB

1954 (JAN. 16, 1955)

* Bruno Banducci, G
Al Carapella, T
Jim Cason, HB
* John Henry Johnson, HB
* Joe Perry, FB
* Y.A. Tittle, QB
*+ Billy Wilson, E

1955 (JAN. 15, 1956)

Dick Moegle, HB
Bob Toneff, T
* Billy Wilson, E

1956 (JAN. 13, 1957)

* Hugh McElhenny, HB
Leo Nomellini, T
* Bob St. Clair, T
* Billy Wilson, E

1957 (JAN. 12, 1958)

Marv Matuszak, LB
*+ Hugh McElhenny, HB
Leo Nomellini, T
* Y.A. Tittle, QB
* Billy Wilson, E

1958 (JAN. 11, 1959)

Hugh McElhenny, HB
Jerry Mertens, HB
Leo Nomellini, T
* Bob St. Clair, T
* Billy Wilson, E

1959 (JAN. 17, 1960)

Dave Baker, HB
Leo Nomellini, T
* Bob St. Clair, T
* J.D. Smith, FB
Billy Wilson, E
Abe Woodson, DHB

1960 (JAN. 15, 1961)

* Bruce Bosley, G
Charlie Krueger, DT
Leo Nomellini, T
* Bob St. Clair, T
Abe Woodson, DHB

1961 (JAN. 14, 1962)

* Ted Connolly, G
* Eddie Dove, DHB
Leo Nomellini, T
* Bob St. Clair, T
* Abe Woodson, DHB

1962 (JAN. 13, 1963)

* Tommy Davis, K
Matt Hazeltine, LB
* J.D. Smith, FB
* Abe Woodson, DHB

1963 (JAN. 12, 1964)

* Tommy Davis, K
Abe Woodson, DHB

1964 (JAN. 10, 1965)

Matt Hazeltine, LB
Charlie Krueger, DT
Dave Parks, E

1965 (JAN. 16, 1966)

* Bruce Bosley, C
* John Brodie, QB
John David Crow, HB
* Dave Parks, E
* Walt Rock, T
* Ken Willard, FB

1966 (JAN. 22, 1967)

Bruce Bosley, C
* Howard Mudd, G
* Dave Parks, E
Walt Rock, T
John Thomas, T
Dave Wilcox, LB
Ken Willard, FB

1967 (JAN. 21, 1968)

Bruce Bosley, C
Howard Mudd, G

1968 (JAN. 19, 1969)

* Kermit Alexander, CB
* Clifton McNeil, E
* Howard Mudd, G
Dave Wilcox, LB
* Ken Willard, FB

1969 (JAN. 18, 1970)

Elmer Collett, G
Jimmy Johnson, CB
Gene Washington, WR
* Dave Wilcox, LB
Ken Willard, FB

1970 (JAN. 24, 1971)

* John Brodie, QB
* Jimmy Johnson, CB
Len Rohde, T
* Gene Washington, WR
Dave Wilcox, LB

1971 (JAN. 23, 1972)

* Forrest Blue, C
* Cedrick Hardman, DE
* Jimmy Johnson, CB
* Ted Kwalick, TE
Bruce Taylor, CB
* Gene Washington, WR
Vic Washington, RB
* Dave Wilcox, LB

1972 (JAN. 21, 1973)

* Forrest Blue, C
* Jimmy Johnson, CB
* Ted Kwalick, TE
Woody Peoples, G
* Gene Washington, WR
* Dave Wilcox, LB

1973 (JAN. 20, 1974)

* Forrest Blue, C
* Ted Kwalick, TE
Woody Peoples, G
* Dave Wilcox, LB
* Tom Wittum, P

1974 (JAN. 20, 1975)

Forrest Blue, C
Jimmy Johnson, CB
* Tom Wittum, P

1975 (JAN. 26, 1976)

* Cedrick Hardman, DE

1976 (JAN. 17, 1977)

* Cleveland Elam, DT
* Tommy Hart, DE
Dave Washington, LB
Delvin Williams, RB

1977 (JAN. 23, 1978)

* Cleveland Elam, DT

1978 (JAN. 29, 1979)

None

1979 (JAN. 27, 1980)

None

1980 (FEB. 1, 1981)

None

1981 (JAN. 31, 1982)

Dwight Clark, WR
* Randy Cross, G
Fred Dean, DE
Dwight Hicks, S
* Ronnie Lott, CB
* Joe Montana, QB

1982 (FEB. 6, 1983)

* Dwight Clark, WR
* Randy Cross, G
Dwight Hicks, S
Ronnie Lott, CB

1983 (JAN. 29, 1984)

Fred Dean, DE
Dwight Hicks, S
* Ronnie Lott, CB
Joe Montana, QB
49ers Coaching Staff

1984 (JAN. 27, 1985)

* Randy Cross, G
Keith Fahnhorst, T
* Dwight Hicks, S
Ronnie Lott, CB
* Joe Montana, QB
* Fred Quillan, C
Keena Turner, LB
Wendell Tyler, RB
Carlton Williamson, S
Eric Wright, CB

1985 (FEB. 2, 1986)

Michael Carter, NT
* Roger Craig, FB
*# Joe Montana, QB
Fred Quillan, C
* Carlton Williamson, S
*# Eric Wright, CB

1986 (FEB. 1, 1987)

* Ronnie Lott, S
* Jerry Rice, WR

1987 (FEB. 7, 1988)

* Michael Carter, NT
Roger Craig, RB
* Ronnie Lott, S
* Joe Montana, QB
* Jerry Rice, WR

1988 (JAN. 29, 1989)

Michael Carter, NT
* Roger Craig, RB
Charles Haley, LB—DE
* Ronnie Lott, S
* Jerry Rice, WR
John Taylor, WR

1989 (FEB. 4, 1990)

Roger Craig, RB
* Ronnie Lott, S
Guy McIntyre, G
* Joe Montana, QB
* Jerry Rice, WR
John Taylor, WR

1990 (FEB. 3, 1991)

* Charles Haley, LB—DE
* Ronnie Lott, S
Guy McIntyre, G
*# Joe Montana, QB
* Jerry Rice, WR
49ers Coaching Staff

1991 (FEB. 2, 1992)

Charles Haley, LB—DE
* Guy McIntyre, G
* Jerry Rice, WR

1992 (FEB. 7, 1993)

* Pierce Holt, DL
Brent Jones, TE
* Guy McIntyre, G
* Jerry Rice, WR
Steve Wallace, T
Ricky Watters, RB
* Steve Young, QB
49ers Coaching Staff

1993 (FEB. 6, 1994)

* Harris Barton, T
Brent Jones, TE
* Tim McDonald, SS
Guy McIntyre, G
* Jerry Rice, WR
Jesse Sapolu, C
Ricky Watters, RB
Steve Young, QB
49ers Coaching Staff

1994 (FEB. 5, 1995)

* Merton Hanks, FS
* Brent Jones, TE
Tim McDonald, SS
Bart Oates, C
* Jerry Rice, WR
* Deion Sanders, CB
Jesse Sapolu, G
Dana Stubblefield, DT
Ricky Watters, RB
* Steve Young, QB

1995 (FEB. 4, 1996)

* Eric Davis, CB
* Merton Hanks, FS
Brent Jones, TE
Tim McDonald, SS
Ken Norton Jr., LB
Bart Oates, C
*+ Jerry Rice, WR
Dana Stubblefield, DT
* Lee Woodall, LB
Steve Young, QB

1996 (FEB. 2, 1997)

* Merton Hanks, FS
* Jerry Rice, WR
* Bryant Young, DT
Steve Young, QB

1997 (FEB. 1, 1998)

Chris Doleman, DE
Kevin Gogan, G
* Merton Hanks, FS
Ken Norton Jr., LB
* Dana Stubblefield, DT
Lee Woodall, LB
Steve Young, QB

1998 (FEB. 7, 1999)

Garrison Hearst, RB
* Kevin Gogan, G
Jerry Rice, WR
* Steve Young, QB
Winfred Tubbs, LB

1999 (FEB. 6, 2000)

* Lance Schulters, S
Bryant Young, DT

2000 (FEB. 4, 2001)

Jeff Garcia, QB
Charlie Garner, RB
Terrell Owens, WR

2001 (FEB. 9, 2002)

Ray Brown, G
Jeff Garcia, QB
Garrison Hearst, RB
Jeremy Newberry, C
* Terrell Owens, WR
Bryant Young, DT

2002 (FEB. 2, 2003)

Jeff Garcia, QB
Jeremy Newberry, C
* Terrell Owens, WR
Julian Peterson, LB
* Ron Stone, G
Bryant Young, DT

2003 (FEB. 8, 2004)

* Fred Beasley, FB
Terrell Owens, WR
Julian Peterson, LB

2004 (FEB. 13, 2005)

Brian Jennings, need player

2005 (FEB. 12, 2006)

None

2006 (FEB. 10, 2007)

* Frank Gore, RB
* Larry Allen, G
Walt Harris, CB

2007 (FEB. 10, 2008)

Patrick Willis, LB
* Andy Lee, P

2008 (FEB. 8, 2009)

* Patrick Willis, LB

2009 (JAN. 31, 2010)

* Vernon Davis, TE
* Andy Lee, P
*# Patrick Willis, LB
Frank Gore, RB
Justin Smith, DT

2010 (JAN. 30, 2011)

* Patrick Willis, LB
Justin Smith, DT

2011 (JAN. 29, 2012)

* David Akers, K
Dashon Goldson, S
Frank Gore, RB
* Brian Jennings, LS
* Andy Lee, P
* Carlos Rogers, CB
* Justin Smith, DT
* Joe Staley, T
* Patrick Willis, LB

2012 (JAN. 27, 2013)

NaVorro Bowman, LB
Ahmad Brooks, LB
Frank Gore, RB
Dashon Goldson, S
* Mike Iupati, G
* Aldon Smith, LB
* Justin Smith, DT
* Joe Staley, T
* Donte Whitner, S
* Patrick Willis, LB

% 49ers did not participate as the team advanced to Super Bowl XLVII

2013 (JAN. 26, 2014)

NaVorro Bowman, LB
Ahmad Brooks, LB
Vernon Davis, TE
Frank Gore, RB
Mike Iupati, G
Justin Smith, DT
Eric Reid, S
Joe Staley, T
Patrick Willis, LB

2014 (JAN. 25, 2015)

Antoine Bethea, S
Mike Iupati, G
Joe Staley, T

2015 (JAN. 31, 2016)

NaVorro Bowman, LB
Joe Staley, T

ALL-PRO 49ERS

- 1946** — Alyn Beals E (First Team UPI, AAFC), Bruno Banducci G (First Team UPI, NYN, AAFC), Frank Albert QB (First Team NYN), Norm Standlee F (Second Team UPI, NYN, AAFC), Garland Gregory G (Second Team NYN)
- 1947** — Bruno Banducci G (First Team AP, NYN, CO, AAFC), Bob Bryant T (First Team CB), Alyn Beals E (Second Team CB, AAFC), John Woudenberg T (Second Team AP, AAFC), John Stryzkaliski H (Second Team AAFC), Norm Standlee F (Second Team AAFC), Garland Gregory G (Second Team CB)
- 1948** — Alyn Beals E (First Team UPI, NYN, AAFC), John Stryzkaliski H (First Team UPI, NYN, AAFC), John Woudenberg T (First Team NYN), Riley Matheson G (Second Team NYN, AAFC), Frank Albert QB (First Team SN, SP, NYN), Bruno Banducci G (Honorable Mention AP, SN)
- 1949** — Alyn Beals E (First Team UPI, NYN, IN, AAFC) Visco Grgich G (First Team UPI, NYN, AAFC), Joe Perry B (First Team UPI, NYN, AAFC), Frank Albert QB (First Team AAFC), John Woudenberg T (Honorable Mention UPI), Bruno Banducci G (Honorable Mention UPI), Bill Johnson C (Honorable Mention UPI), Jim Cason H (First Team IN), Jim Stryzkaliski H (Honorable Mention UPI)
- 1950** — John Stryzkaliski H (Second Team AP), Visco Grgich G (Honorable Mention AP, UPI), Frank Albert QB (Honorable Mention AP), Joe Perry F (Honorable Mention AP)
- 1951** — Leo Nomellini T (First Team AP) Gordy Soltau E (Second Team UPI), Bruno Banducci G (Second Team AP, UPI), Joe Perry F (Honorable Mention AP)
- 1952** — *1 Hugh McElhenny HB (First Team AP, UPI, NYN), Leo Nomellini DT (First Team AP, UPI, NYN), Gordy Soltau E (First Team AP, UPI, NYN), Bob Toneff T (Second Team AP, UPI, NYN), Bruno Banducci G (First Team NYN), Bill Johnson C (Second Team AP, NYN), Joe Perry RB (Honorable Mention AP, UPI), Ed Henke DE (Second Team UPI, NYN), Visco Grgich G (Honorable Mention UPI), Hardy Brown LB (Second Team NYN), Lowell Wagner DB (Second Team NYN), Jim Cason DB (Honorable Mention AP)
- 1953** — Bruno Banducci G (First Team UPI), Hugh McElhenny HB (First Team AP, UPI, NYN), Leo Nomellini DT (First Team AP, UPI, NYN, PFD), Joe Perry FB (First Team AP, UPI, NYN, PFD), Gordy Soltau E (Second Team UPI), Bob St. Clair T (Second Team UPI), Bill Johnson C (Second Team UPI), Y.A. Tittle QB (Honorable Mention AP), Charley Powell DE (Honorable Mention), Art Michalik G (Second Team NYN), Hardy Brown LB (Honorable Mention AP, UPI)
- 1954** — Bruno Banducci G (First Team AP, UPI, SN, NYN), Leo Nomellini DT (First Team AP, UPI, NYN), Joe Perry FB (First Team AP, UPI, SN, PFD), Billy Wilson E (Second Team AP, UPI, NYN), Bob St. Clair T (Second Team AP, UPI, NYN), Bill Johnson C (First Team NYN), Hugh McElhenny RB (Second Team AP, UPI, SN), John Henry Johnson RB (Second Team UPI, NYN), Bob Toneff DT (Honorable Mention UPI)
- 1955** — Bob St. Clair T (First Team UPI, NEA), Bob Toneff DT (First Team AP, SN, NYN), Billy Wilson E (First Team UPI, NEA, SN, NYN), Bill Johnson C (Second Team NEA), Joe Perry RB (Honorable Mention AP), Hardy Brown LB (Honorable Mention AP), Rex Berry DB (Second Team NEA)
- 1956** — Bob St. Clair T (First Team NEA), Billy Wilson E (Second Team AP, UPI, NEA), Hugh McElhenny RB (Second Team AP, UPI, NEA, NYN)
- 1957** — Marv Matuszak LB (First Team AP, UPI, NEA), Leo Nomellini DT (First Team AP, UPI), *2 Y.A. Tittle QB (First Team AP, UPI, NYN), Billy Wilson E (First Team AP, UPI, NEA, NYN), Dickey Moegle RB (First Team NYN), Clyde Conner E (Second Team NYN), Hugh McElhenny RB (Second Team AP, NEA)
- 1958** — Billy Wilson E (Second Team NEA, NYN, FW), Bob St. Clair T (Second Team AP, NEA, FW), Dickey Moegle RB (Second Team FW)
- 1959** — Leo Nomellini DT (First Team AP, UPI, NEA, NYN, HE, DN), J.D. Smith RB (First Team UPI, DN), Abe Woodson CB (First Team AP, UPI), Billy Wilson E (Second Team NEA), Bob St. Clair T (Honorable Mention UPI), Bruce Bosley G (Second Team AP), Matt Hazeltine LB (Honorable Mention UPI), Dave Baker S (Honorable Mention UPI), Eddie Dove S (Honorable Mention UPI)
- 1960** — Abe Woodson CB (First Team AP, NYN), R.C. Owens E (Second Team AP), Bob St. Clair T (First Team NEA), Bruce Bosley G (Second Team UPI, NEA, NYN), Charlie Krueger DE (Second Team AP), Leo Nomellini DT (Second Team AP, NYN), Matt Hazeltine LB (Honorable Mention UPI), Dave Baker S (Second Team AP, UPI, NEA, NYN, DN)
- 1961** — Abe Woodson CB (First Team NYN), Bob St. Clair T (Second Team NEA), Bruce Bosley G (Second Team NEA), Leo Nomellini DT (Second Team NEA), Eddie Dove S (Second Team UPI), Hugh McElhenny RB (Honorable Mention NEA), J.D. Smith RB (Honorable Mention NEA), Dave Baker S (Honorable Mention NEA)
- 1962** — Abe Woodson CB (First Team NEA, FN), Bob St. Clair T (Second Team AP), Leo Nomellini DT (Second Team UPI), Matt Hazeltine LB (Second Team AP, UPI, NEA), J.D. Smith RB (Honorable Mention UPI)
- 1963** — Abe Woodson CB (First Team NEA), Bob St. Clair T (Second Team NEA), Matt Hazeltine LB (Honorable Mention AP, NEA)
- 1964** — Matt Hazeltine LB (First Team CBS), Jimmy Johnson CB (Second Team NEA)
- 1965** — Dave Parks SE (First Team AP, NEA, UPI, NYN, FN, DN), John Brodie QB (First Team FN, NEA), Bernie Casey E (Honorable Mention UPI), Len Rohde T (Honorable Mention UPI), John Thomas T (Honorable Mention UPI), Ken Willard RB (Second Team AP, UPI, NEA), Clark Miller DE (Honorable Mention UPI), Charlie Krueger DT (Second Team AP), Matt Hazeltine LB (Honorable Mention UPI), Jimmy Johnson CB (Second Team AP, NEA)
- 1966** — Dave Parks SE (First Team NEA, DN), John Thomas G (First Team AP, NEA), Bernie Casey E (Honorable Mention UPI), Howard Mudd G (Honorable Mention UPI), Bruce Bosley C (Second Team NYN, NEA), Ken Willard RB (Honorable Mention UPI), Charlie Krueger DT (Honorable Mention UPI), Dave Wilcox LB (Second Team UPI, NEA), Jimmy Johnson CB (Second Team AP, UPI)
- 1967** — Howard Mudd G (First Team NEA), Dave Wilcox LB (First Team NEA)
- 1968** — Clifton McNeil WR (First Team AP, PWA, NEA, UPI, NYN, FN, DN), Howard Mudd G (First Team AP, NEA, UPI, PF, NYN, FN, DN), Cas Banaszek T (Second Team FN), Ken Willard RB (Second Team UPI), Kermit Alexander CB (Second Team UPI, NYN, FN), Jimmy Johnson CB (Second Team NEA)
- 1969** — Jimmy Johnson CB (First Team NEA), Len Rohde T (Second Team NEA), Dave Wilcox LB (Second Team UPI, NEA, SI)
- 1970** — *3 John Brodie QB (First Team AP, NEA, PFWA, FN, PFW), Jimmy Johnson CB (First Team AP, NEA, PFWA, SI, PFW), Gene Washington WR (First Team AP, NEA, PFWA, FN, SI, PFW, DN), Dave Wilcox OLB (First Team NEA, Second Team UPI)
- 1971** — Forrest Blue C (First Team AP, PFWA, FN, SI), Cedrick Hardman DE (First Team SI), Jimmy Johnson CB (First Team AP, NEA, PFWA, FN, SI, DN), Ted Kwalick TE (Second Team PFWA, NEA, FN), Gene Washington WR (Second Team PFWA, NEA, FN), Dave Wilcox OLB (First Team AP, NEA, PFWA), Bruce Taylor CB (Second Team FN)
- 1972** — Forrest Blue C (First Team AP, PFWA, FN, SI, DN), Jimmy Johnson CB (First Team AP, NEA, PFWA, SI), Ted Kwalick TE (First Team AP, NEA, FN, DZ), Gene Washington (First Team AP, PFWA, DN), Dave Wilcox OLB (First Team AP, NEA, PFWA, SI), Cedrick Hardman DE (Second Team FN)
- 1973** — Forrest Blue C (First Team AP, PFWA), Dave Wilcox OLB (First Team NEA, PFWA, FN), Ted Kwalick TE (First Team NYN)
- 1974** — Forrest Blue C (Second Team FN)
- 1975** — Cedrick Hardman DE (Second Team NEA)
- 1976** — Tommy Hart DE (First Team NEA, PFWA, FN), Cleveland Elam DT (Second Team NEA)
- 1977** — Cleveland Elam DT (First Team AP, NEA, PFWA, SI, NYN, CPW)
- 1978** — None
- 1979** — None
- 1980** — Randy Cross G (Second Team NEA)
- 1981** — Randy Cross G (First Team NEA, PFWA, FD), *4 Fred Dean DE (First Team AP, PFWA, SN, FD), Dwight Hicks S (First Team FD), Ronnie Lott CB (First Team AP, NEA, PFWA, SN, FD, SI), *5 Joe Montana QB (Second Team AP, NEA, FD), Jack Reynolds LB (Second Team FD), Ray Wersching K (Honorable Mention SI)
- 1982** — *6 Dwight Clark WR (First Team AP, NEA, PFWA, FW, FD, SI), Keena Turner LB (Second Team NEA), Ronnie Lott CB (First Team FD)
- 1983** — Keith Fahnhorst T (First Team NEA, CPNW, SI, USA), Ronnie Lott CB (First Team PFWA, FD), Joe Montana QB (Second Team NEA, CPNW), Fred Dean (First Team FI), Dwight Hicks FS (Second Team CPNW)
- 1984** — Randy Cross G (Second Team AP, NEA, FD), Keith Fahnhorst T (First Team AP, NEA, PFWA, CPNW, SI, USA), *7 Joe Montana, QB (Second Team AP, NEA, CPNW, FD), Eric Wright, CB (Second Team AP), Fred Quillan C (Second Team CPNW), Ronnie Lott CB (Second Team FD), Keena Turner LB (Second Team CPNW), Dwight Hicks FS (Second Team CPNW)
- 1985** — Michael Carter NT (Second Team AP, CPNW), Roger Craig FB (First Team CPNW), Randy Cross G (First Team NEA), Keith Fahnhorst T (Second Team NEA), Keena Turner LB (Second Team NEA), Eric Wright CB (First Team AP, NEA, SN, CPNW, FD, SI), Joe Montana QB (Second Team CPNW), Carlton Williamson SS (Second Team CPNW)
- 1986** — Michael Carter NT (First Team NEA, USA), Randy Cross G (Second Team AP, NEA), Ronnie Lott S (First Team AP, NEA, PFWA, CPNW, FD, FI, USA), *8 Jerry Rice WR (First Team AP, NEA, PFWA, SN, CPNW, FD, SI, FI, USA)
- 1987** — Michael Carter NT (First Team AP, NEA, PFWA, SN, CPNW, FD, FI), Ronnie Lott S (First Team AP, PFWA, SN, CPNW, FD, USA), Joe Montana QB (First Team AP, PFWA, FD, SI, FI, USA), *9 Jerry Rice WR (First Team AP, NEA, PFWA, SN, CPNW, FD, SI, FI, USA), Don Griffin CB (First Team CPNW), Jeff Fuller SS (Second Team CPNW)

ALL-PRO 49ERS (CONT.)

1988 — Michael Carter NT (First Team NEA, CPNW), *10 Roger Craig RB (First Team AP, PFWA, NEA, SN, CPNW, FD, SI, FI, USA), Ronnie Lott S (First Team NEA), *11 Jerry Rice WR (First Team AP, PFWA, SN, FD, USA), *12 John Taylor WR (First Team PFWA, SN, CPNW, FI), Harris Barton T (Honorable Mention AP), Randy Cross C (Honorable Mention AP), Joe Montana QB (Honorable Mention AP), Charles Haley OLB (First Team FI), Tim McKyer CB (First Team CPNW, USA)

1989 — Mike Cofer K (First Team AP, NEA, CPNW, FD), Ronnie Lott S (First Team AP, PFWA, SI, USA), *13 Joe Montana QB (First Team AP, PFWA, NEA, SN, CPNW, SI, FD, FI, USA), Jerry Rice WR (First Team AP, PFWA, NEA, SN, CPNW, SI, FD, FI, USA), John Taylor (Second Team AP — Kick Returner), Guy McIntyre G (First Team CPNW, FD), Michael Walter ILB (Second Team NEA)

1990 — *14 Charles Haley LB—DE (First Team AP, NEA, PFWA, SI, FD, FI, NA, USA), Ronnie Lott S (First Team AP, NEA, PFWA, SI, FD, USA), *15 Joe Montana QB (First Team AP, NEA), *16 Jerry Rice WR (First Team AP, NEA, PFWA, CPNW, SI, SN, FD, FI, NA, USA), Brent Jones TE (Honorable Mention AP), Steve Wallace T (Honorable Mention AP), Guy McIntyre G (Second Team CPNW), Harris Barton T (Second Team NA), Jesse Sapolu C (Honorable Mention AP), Kevin Fagan DE (First Team NA), Pierce Holt DE (Second Team NA), Michael Carter NT (Honorable Mention AP), Matt Millen LB (Honorable Mention AP)

1991 — Jerry Rice WR (First Team SN), Harris Barton T (First Team SI), Steve Wallace T (Second Team CPNW), Guy McIntyre G (Honorable Mention AP), Michael Carter NT (Honorable Mention AP), John Taylor KR (Honorable Mention AP)

1992 — Harris Barton T (First Team AP, PFWA, SI, FD, USA), Pierce Holt DE (Second Team NEA, AP), Brent Jones TE (First Team NEA, CPNW), Guy McIntyre G (First Team CPNW, FI, USA), Jerry Rice WR (First Team AP, NEA, PFWA, CP, SI, SN, FD, FI, USA), Steve Wallace T (First Team PFWA, CPNW), *17 Steve Young (First Team AP, NEA, PFWA, CPNW, SI, SN, FD, FI), Ricky Watters RB (Honorable Mention AP), Michael Carter DT (Honorable Mention AP), Jesse Sapolu C (Honorable Mention AP), Roy Foster G (First Team USA), George Seifert Coach (Second Team CPNW)

1993 — Harris Barton T (First Team AP, PFWA, SN, CPNW, USA), Brent Jones TE (First Team USA), Tim McDonald S (First Team CPNW, FD), *18 Jerry Rice WR (First Team AP, PFWA, SN, CPNW, SI, FD, FI, USA), Steve Young QB (First Team AP, PFWA, CPNW, FD, FI), Steve Wallace T (First Team FD), Guy McIntyre G (First Team FD, FI), Jesse Sapolu C (Honorable Mention AP), Dana Stubblefield DT (Honorable Mention AP), Merton Hanks FS (First Team SI)

1994 — Merton Hanks FS (First Team SN, CPNW, USA, SI, FD, USA), Brent Jones TE (Second Team AP), Jerry Rice WR (First Team AP, PFWA, SN, CPNW, SI, FD, FI, USA), Deion Sanders CB (First Team AP, PFWA, CPNW, SN, SI, FI, USA), *19 Steve Young QB (First Team AP, PFWA, SN, CPNW, SI, FD, FI, USA), Dana Stubblefield DT (First Team FI, USA), Ken Norton Jr. MLB (Honorable Mention AP), Steve Wallace T (Honorable Mention AP), Jesse Sapolu G (Honorable Mention AP), Bart Oates C (Honorable Mention AP), Tim McDonald SS (Second Team FD)

1995 — Merton Hanks FS (First Team AP, PFWA, SN, CPNW, FD, FI, USA, SI), Ken Norton Jr. LB (First Team AP, PFWA, CPNW, FD, FI), Eric Davis CB (First Team AP, PFWA, CPNW), Jerry Rice WR (First Team AP, PFWA, SN, CPNW, FD, FI, USA, SI), Brent Jones TE (Honorable Mention AP), Harris Barton T (Honorable Mention AP), Jesse Sapolu G (Honorable Mention AP), Tim McDonald SS (Second Team AP, CPNW, FD), Kirk Scrafford G (Honorable Mention AP), Bart Oates C (Honorable Mention AP), Steve Young QB (Second Team AP), Dana Stubblefield DT (First Team CPNW, FI), Bryant Young DT (Honorable Mention AP), Gary Plummer LB (Honorable Mention AP), Lee Woodall LB (Second Team CPNW, FD)

1996 — Jerry Rice WR (First Team AP, CPNW, PFWA, SN, FD, FI, USA), Jesse Sapolu C (Second Team CPNW), Roy Barker DE (Honorable Mention AP), Bryant Young DT (First Team AP, PFWA, SN, CPNW, FD, SI, FI, USA), Dana Stubblefield DT (Second Team CPNW), Ken Norton Jr. MLB (First Team SI), Marquez Pope CB (Honorable Mention AP), Merton Hanks FS (First Team AP, USA, CPNW), Tim McDonald SS (Honorable Mention AP), Jeff Wilkins K (Honorable Mention AP)

1997 — *20 Dana Stubblefield DT (First Team AP, SI, PFWA, PFW, FI, CPNW, SN, SI, FD), Merton Hanks FS (First Team CPNW, FD), Chris Doleman DE (Second Team CPNW), Bryant Young DT (Second Team CPNW), Steve Young QB (Second Team CPNW, FD), Kevin Gogan G (First Team FI)

1998 — Kevin Gogan G (First Team CPFW), Merton Hanks FS (First Team USA), Garrison Hearst RB (Second Team CPFW, FN), Terrell Owens WR (Second Team FN), Bryant Young DT (First Team SN), Steve Young QB (First Team SN)

1999 — Bryant Young DT (Second Team AP, CPFN, FD)

2000 — Terrell Owens WR (First Team AP), Ray Brown G (Second Team CPNW)

2001 — Terrell Owens WR (First Team AP, PFW, FD, CPNW, SN), Ray Brown G (Second Team AP, FD, CPNW), Scott Gragg T (Second Team FD), Bryant Young DT (First Team CPNW, Second Team AP, FD)

2002 — Fred Beasley FB (First Team SI, FD, Second Team AP), Derrick Deese T (First Team SI, Second Team FD), Jeremy Newberry C (First Team PFW), Terrell Owens WR (First Team AP, SI, PFW, FD, SN), Tony Parrish S (First Team SI, FD), Julian Peterson LB (First Team CPNW, Second Team AP, FD), Ron Stone G (First Team PFW, FD)

2003 — Fred Beasley FB (First Team FD, Second Team AP), Tony Parrish S (First Team PFW, Second Team AP), Julian Peterson LB (First Team AP, SI, PFW, FD, SN), Ron Stone G (Second Team FD)

2004 — None

2005 — None

2006 — *Frank Gore RB (Second Team AP, First Team USA, All—NFC PFWA), Walt Harris CB (All—NFC PFWA)

2007 — *Patrick Willis LB (First Team AP, SN, SI, PFWA, All—Rookie PFWA), Andy Lee P (First Team AP, PFWA), Michael Robinson RB (First Team SI — special teams)

2008 — Patrick Willis LB (Second Team AP)

2009 — *Patrick Willis LB (First Team AP, SN, SI, PFWA, PFW), Andy Lee P (Second Team AP)

2010 — Patrick Willis LB (First Team AP)

2011 — David Akers K (First Team AP, SI, DMN), NaVorro Bowman LB (First Team AP), Andy Lee P (First Team AP, SI, DMN, SN, PFW/PFWA), Carlos Rogers CB (Second Team AP), Justin Smith DT (First Team AP @ DT, Second Team AP @ DE, SI, DMN, PFW/PFWA), Joe Staley T (Second Team AP), Patrick Willis LB (First Team AP, SN, PFW/PFWA)

2012 — NaVorro Bowman LB (First Team AP), Ahmad Brooks LB (Second Team AP, SI), Anthony Davis T (SI), Dashon Goldson S (First Team AP, SI), Mike Iupati G (First Team AP, SI, PFW/PFWA), Andy Lee P (First Team AP, PFW/PFWA), Aldon Smith LB (First Team AP, PFW/PFWA), Justin Smith DT (Second Team AP @ DT and DE), Joe Staley T (Second Team AP), Patrick Willis LB (First Team AP, PFW/PFWA)

2013 — NaVorro Bowman LB (First Team AP), Ahmad Brooks LB (Second Team AP), Vernon Davis TE (Second Team AP), Justin Smith DT (Second Team AP), Joe Staley T (Second Team AP)

2014 — None

2015 — NaVorro Bowman LB (First Team AP)

- *1 (1952) McElhenny was named UPI "Rookie of the Year" and Sport Magazine's "Player of the Year."
- *2 (1957) Tittle was named UPI's "Player of the Year."
- *3 (1970) Brodie was consensus NFL "Player of the Year" and consensus NFL "Offensive Player of the Year."
- *4 (1981) Dean was named NFLPA's NFL "Defensive Lineman of the Year."
- *5 (1981) Montana was named MVP of Super Bowl XVI.
- *6 (1982) Clark was named Sports Illustrated's NFL "Player of the Year."
- *7 (1984) Montana was named MVP of Super Bowl XIX.
- *8 (1986) Rice was named Sports Illustrated's NFL "Player of the Year." He was also named NFL "Offensive Player of the Year."
- *9 (1987) Rice was consensus NFL "Player of the Year" and consensus NFL "Offensive Player of the Year."
- *10 (1988) Craig was named UPI NFC "Offensive Player of the Year," AP's NFL "Offensive Player of the Year," and Sports Illustrated's NFL "Player of the Year."
- *11 (1988) Rice was named MVP of Super Bowl XXIII.
- *12 (1988) Taylor was named NFLPA's NFC "Special Teams Player of the Year."
- *13 (1989) Montana was named MVP of Super Bowl XXIV, consensus NFL "Player of the Year," and consensus NFL "Offensive Player of the Year."
- *14 (1990) Haley was named UPI NFC "Defensive Player of the Year."
- *15 (1990) Montana was named AP's NFL MVP, and Male Athlete of the Year. He was also named "Sportsman of the Year" by Sports Illustrated.
- *16 (1990) Rice was named Sports Illustrated's NFL "Player of the Year."
- *17 (1992) Young was consensus NFL "Player of the Year" and consensus NFL "Offensive Player of the Year."
- *18 (1993) Rice was AP's "Offensive Player of the Year" and NEA's "Offensive Player of the Year."
- *19 (1994) Young was consensus NFL "Player of the Year."
- *20 (1997) Stubblefield was NFL "Defensive Player of the Year."
- *21 (2006) Gore was named PFWA's "Most Improved Player."
- *22 (2007) Willis was named AP's and PFWA's "Defensive Rookie of the Year."
- *23 (2009) Willis was named "Linebacker of the Year" by the NFL Alumni.

A AFC — All—America Football Conference, AP — Associated Press, CBS — CBS—TV, CO — Coaches All Pro Team, CPNW — College and Pro Football Newsweekly, CPFN — College and Pro Football Weekly, DMN — Dallas Morning News, DN — Detroit News, DP — Detroit Press, FD — Football Digest, FI — NFL Films, FN — Football News, FW — Pro Football Weekly, HE — Hearst All—Pro, HF — Pro Football Hall of Fame, IN — International News Service, NA — The National, NEA — Newspaper Enterprise Association, NYN — New York News, PFD — Pro Football Digest, PFI — Pro Football Illustrated, PFW — Pro Football Weekly, PFWA — Pro Football Writers, SI — Sports Illustrated, SN — Sporting News, SP — Sport Magazine, UPI — United Press International, USA — USA Today

49ERS TRADE HISTORY

1950

HB Emil Sitko from LA Rams for HB Glenn Davis.

E Gordy Soltau from Cle. for 1951 No. 4 draft choice.

DB Howie Livingston from Was. for undisclosed considerations.

1952

HB J.R. Boone from Chi. for 1953 No. 6 draft choice.

1953

E Bob Van Doren from Cle. for 1954 No. 8 draft choice.

HB Fred Bruney from Cle. for 1954 No. 10 draft choice.

1954

HB John Henry Johnson from Pit. for HB Ed Pullerton.

HB John Williams from Was. for T Ray Collins.

QB Arnie Galiffa from NYG for DE Bob Van Doren.

1955

C Ed Beatty from LA Rams for HB Jim Cason, G Nick Feher, and 1956 No. 5 draft choice.

E Ted Vaught from Phi. for undisclosed future draft choice.

1956

T Bob Cross from LA Rams for 1957 No. 3 draft choice.

1957

HB Bill Stits from Det. for HB John Henry Johnson and a 1958 No. 7 draft choice.

LB Marv Matuszak from Pit. for QB Earl Morrall and G Mike Sandusky.

HB Val Joe Walker from Det. for 1958 No. 15 draft choice.

1960

LB Jerry Wilson from Phi. for G John Wittenborn.

1961 No. 1a draft choice (HB Jimmy Johnson) from Pit. for DB Dick Moegle.

1961 No. 1b draft choice (QB Billy Kilmer) from Bal. for TE Dee Mackey.

1961

G/LB Lou Cordileone from New York Giants for QB Y.A. Tittle.

1962

DB Elbert Kimbrough from LA Rams for DE Lou Cordileone.

C John Mellekus from Chi. for 1963 No. 4 draft choice.

HB Bobby Gaiters from NYG for E Aaron Thomas.

1963

1965 No. 1 draft choice (DB George Donnelly) from Cle. for Cleveland signing free agent G Ted Connolly.

LB Mike Dowdle from Dal. for HB Jim Ridlon.

T Roy Williams from Min. for 1965 No. 8 draft choice.

1964

C Frank Morze from Cle. for 1965 No. 6 draft choice.

1965

HB John David Crow from StL for HB Abe Woodson.

DE Dan LaRose from Bal. for 1966 No. 7 draft choice.

1967

1967 No. 1 draft choice (QB Steve Spurrier) from Atl. for FL Bernie Casey, G Jim Wilson, and T Jim Norton.

1968

LB Harold Hays from Dal. for 1969 No. 3 draft choice.

DE Kevin Hardy from NO Saints as compensation for Saints' signing E Dave Parks.

1968 No. 1 draft choice (TE Ted Kwalick) – see Dave Parks above.
WR Clifton McNeil from Cle. for 1969 No. 2 draft choice.

1969

G Randy Beisler from Phi. for QB George Mira.

DB Roosevelt Taylor from Chi. for G Howard Mudd.

KR Noland Smith from KC Chiefs for 1970 No. 3 draft choice.

1970

PK Bruce Gossett from LA Rams for HB Kermit Alexander and 1970 No. 2 draft choice.

1972

DE Rolf Krueger from StL for 1973 No. 2 draft choice and 1974 No. 3 draft choice.

1973

RB Randy Jackson from Buf. for DT Earl Edwards.

WR Danny Abramowicz from NO for 1974 No. 4 & 5 draft choices.

1974

TE Tom Mitchell from Bal. for returned Colts' 1975 No. 3 draft choice and 1976 No. 4 draft choice.

T Bob Penchion from Buf. for 1975 No. 7 draft choice.

WR Robert West from KC for 1975 No. 6 draft choice.

QB Norm Snead from NYG for 1975 No. 3 draft choice and 1976 No. 4 draft choice.

1976 No. 1 draft choice (choice traded to Patriots for QB Jim Plunkett) from Hou. for RB Vic Washington.

1975

WR Bob Hayes from Dal. for 1976 No. 3 draft choice.

LB Dave Washington from Buf. for 1977 No. 5 draft choice.

CB Nate Allen from KC for G Randy Beiser and Saints 1976 No. 3 choice.

1976

WR Willie McGee and LB Bruce Elia from TB for QB Steve Spurrier.

QB Jim Plunkett from NE for QB Tom Owens, 1976 & '77 No. 1 choices, 1976 Houston's No. 1 choice, and 1977 No. 1 choice.

G Steve Lawson from Min. for DB Windlan Hall.

QB Marty Domres from Bal. for 1978 No. 5 draft choice.

TE Jim Obradovich from NYG for 1977 No. 8 draft choice.

WR Jim Lash from Min. for RB Sammy Johnson.

1977

LB Ed Bradley from Sea. for DT Bill Sandifer.

DT Ed Galigher from NYJ for 1977 No. 3 draft choice.
TE Paul Seal from NO for G John Watson.

1978

RB O.J. Simpson from Buf. for 1979 No. 1 draft choice, 1978 & '79 No. 2 draft choices, 1978 No. 3 draft choice, and 1979 No. 4 draft choice.

WR Larry Jones from Was. for TE Tom Mitchell and 1978 No. 8 draft choice.

WR Freddie Solomon and S Vern Rober–son from Mia. for RB Delvin Williams.

FB Greg Boykin from NO for DB Ralph McGill.

LB Joe Harris from Was. for 1978 Vikings No. 6 draft choice.

G Steve Knutson from GB for 1979 No. 8 draft choice.

S Chuck Crist from NO for LB Skip Vanderbundt.

S Bob Jury and 1979 Cowboys No. 3 draft choice (QB Joe Montana) from Sea. for 1979 No. 3 draft choice.

1979

CB Melvin Morgan from Cin. for 1980 No. 7 draft choice.

RB Mike Hogan from Phi. for 1981 No. 7 draft choice.

S Tim Gray from KC for 1980 No. 9 draft choice.

S Tony Dungy from Pit. for 1980 No. 10 draft choice.

CB Charles Cornelius from Mia. for 1980 No. 11 draft choice.

RB Lenvil Elliott from Cin. for the first right to waived players.

1980

DB Scott Perry from Cin. for 1981 No. 9 draft choice.

DB Ray Rhodes and WR Jimmy Robinson from NYG for S Tony Dungy and FB Mike Hogan.

TE Charle Young from LA Rams for 1980 No. 3 draft choice and 1983 unconditional No. 4 draft choice.

LB Thomas Henderson from Dal. for 1981 No. 4 draft choice.

DT Jim Krahll from Bal. for 1981 No. 10 draft choice.

1981

QB Guy Benjamin from NO for 1982 No. 6 draft choice.

G/T Dan Audick from SD for 1982 No. 3 draft choice.

FB Johnny Davis from TB for RB/WR James Owens.

RB Amos Lawrence from SD for 1984 No. 4 draft choice.

DE Fred Dean from SD 1983 No. 2 draft choice and option to exchange 1983 No. 1 draft choices.

49ERS TRADE HISTORY (CONT.)

1982

TE Russ Francis from NE for 1982 No. 1 & No. 4 draft choices.

LB Bob Horn from SD for 1983 No. 8 draft choice.

T Lindsey Mason from LA Raiders for 1983 Raiders No. 5 draft choice acquired for DE Cedrick Hardman in 1980.

1983

RB Wendell Tyler from LA Rams for 1983 No. 2 draft choice and 1983 Broncos No. 4 draft choice.

QB Matt Cavanaugh from NE for 1984 No. 7 draft choice.

P Tom Orosz from Mia. for 1984 Bears No. 12 draft choice.

1984

DT Louie Kelcher from SD for 1984 No. 8 and No. 12 draft choices and 1985 conditional No. 9 draft choice.

DT Manu Tuiasosopo from Sea. for 1984 Buccaneers No. 4 draft choice and 1985 No. 10 49ers' draft choice.
CB Mario Clark from Buf. for 1985 No. 4 draft choice.

DT Gary Johnson from SD for 1986 No. 5 and No. 11 draft choices.

1985

1985 No. 1 draft choice (WR Jerry Rice) from NE for 1985 No. 1, 2, and 3 draft choices.
LB Fulton Kuykendall from Atl. for DE/DT Lawrence Pillers.

C Jim Leonard from TB for 1986 No. 12 draft choice.

CB Tory Nixon from Was. for 1986 No. 6 draft choice.

1986

QB Jeff Kemp from LA Rams for 1986 Lions No. 3 draft choice.

RB Joe Cribbs from Buf. for 1987 No. 3 and 1988 No. 5 draft choices.

1986 No. 2 draft choice (DE Larry Roberts) from Det. for 1986 Bills No. 2 draft choice.

1986 No. 3a draft choice (FB Tom Rathman) from Buf. for 1986 Cowboys No. 1 draft choice and 1986 49ers No. 10 draft choice.

1986 No. 3b draft choice (CB Tim McKyer) from Phi. for QB Matt Cavanaugh.

1986 No. 4a draft choice (LB Charles Haley) from Cle. for 1986 Lions No. 3a draft choice.

1986 No. 4b draft choice (T Steve Wallace) from Was. for 1986 Lions No. 3b draft choice.

1986 No. 6 draft choice (FS Don Griffin) from NYJ for T Billy Shields.

1987

LB Keith Browner from TB for 1988 No. 6 draft choice.

QB Steve Young from TB for 1987 No. 2 and 4 draft choices.

1988

WR Wes Chandler from NO for C Fred Quillan.

1991

LB Tim Harris from GB for 1992 No. 2 draft choice and 1993 No. 2 draft choice.

1992

1993 No. 2 draft choice and 1994 No. 3 draft choice from Dal. for DE Charles Haley.

1993

1993 No. 1 draft choice from KC for QB Joe Montana and S David Whitmore.

1993 No. 1 draft choice (DE Dana Stubblefield) from NO for 1993 Chiefs No. 1 draft choice.

1994 No. 1 draft choice (choice trade to Rams for 1994 Falcons No. 1 draft choice) from SD for 1993 Raiders' No. 2 draft choice.

1994

1994 No. 1a draft choice (DT Bryant Young) from Atl. via Ind. and LA Rams for 1994 Chargers No. 1 draft choice, 1994 49ers No. 2 draft choice and 1994 Eagles No. 3 draft choice.

1994 No. 1b draft choice (FB William Floyd) from Dal. for 1994 No. 1 and 7 draft choices.

1995

1995 No. 1 draft choice (WR J.J. Stokes) from Atl. via Cle. for 1995 No. 1 and No. 3 draft choices, 1995 Chiefs No. 4 draft choice and 1996 No. 1 draft choice.

CB Marquez Pope from StL for 1995 No. 2 draft choice.

1996

RB Terry Kirby from Mia. for 1997 No. 4 draft choice.

1998

LB Anthony Peterson from Chi. for 1998 No. 7 draft choice.

T Jamie Brown from Den. for 1999 No. 2 draft choice.

1998 No. 7 draft choice (WR Ryan Thelwell) from Pit. via Atl. for 1999 No. 6 draft choice.

1999

DE Roy Barker and TE Irv Smith to Cle. for past considerations.

QB Ty Detmer and 1999 No. 4 draft pick to Cle. for 1999 No. 4 and No. 5 draft picks.

G Kevin Gogan to Mia. for 1999 No. 5 draft pick.

QB Jim Druckenmiller to Mia. for 2000 No. 7 and 2001 No. 7.

CB Craig Newsome from GB for 2000 No. 5 draft choice.

1999 No. 1 draft choice (DT Reggie McGrew) from Mia. for 1999 No. 1 and No. 5 draft choices.

1999 No. 4a draft choice (CB Anthony Parker) from Cle. for FB Marc Edwards.

1999 No. 4b draft choice (CB Pierson Prioleau) and No. 6 draft choice (WR Tai Streets) from Ind. for 1999 No. 4 draft choice.

2000

2000 No. 1 draft choice (3) to Was. for two 2000 No. 1 draft choices (12) and (24) (Ahmed Plummer) and No. 4 draft choice.

2000 No. 1 draft choice (12) to NYJ for 2000 No. 1 (16) (Julian Peterson) and No. 2 (48) (Jason Webster) draft choices.

2000 No. 3 draft choice (Jeff Ulbrich) from Sea. for 2000 No. 4 and No. 7 draft choices.

2000 No. 4 draft choice (98) to GB for 2000 No. 4 (108) (John Keith) and No. 5 (132) draft choices.

2000 No. 5 draft choice (John Miley) from Chi. for 2000 No. 6 and No. 7 draft choices.

2000 No. 7 draft choice (Tim Rattay) from NE for 2001 No. 6 draft choice.

CB R.W. McQuarters to Chi. for 2001 conditional draft pick.

2001

2001 No. 1 (9), No. 3 (82) and No. 7 (222) draft choices to Sea. for No. 1 (7) (Andre Carter) and No. 6 (191) (Menson Holloway).

2001 No. 2 2001 (41), No. 3 (71) and No. 4 (105) draft choices to GB for 2001 No. 2 (47) (Jamie Winborn), No. 3 (80 & 82) (Kevan Barlow), No. 6 (179) (Rashad Holman) and No. 7 (222) draft choices.

2002

2002 No. 2 (61) draft choice to Buf. for 2002 No. 3 (69) (Saleem Rasheed) and No. 4 (102) draft choices (Jeff Chandler).

QB Cade McNown from Mia. for 2003 No. 7 conditional draft choice.

2004

WR Terrell Owens to Bal. for 2004 No. 2 (51) draft choice.

2004 No. 2 (51) draft choice to Bal. for DT Brandon Whiting (via Philadelphia).

2004 No. 1 (16) draft choice to Phi. for 2004 No. 1 (28) and No. 2 (58) draft choices (Shawntae Spencer).

2004 No. 1 (28) draft choice to Car. for 2004 No. 1 (31) (Rashaun Woods) and No. 4 (127) draft choices (Richard Seigler).

2004 No. 4 (112) and No. 5 (147) draft choices to Chi. for 2004 No. 4 (104) draft choice (Isaac Sopoga).

2004 No. 6 (179) draft choice to GB for 2004 No. 6 (188) (Andy Lee) and No. 7 (226) draft choices (Christian Ferrara).

2005

2005 No. 4 (102) and No. 6 draft choices (175) to Phi. for 2005 No. 3 draft choice (94) (Adam Snyder).

LB John Engelberger to Den. for CB Willie Middlebrooks.

LB Jamie Winborn to Jac. for 2006 No. 7 (236) draft choice.

QB Tim Rattay to TB for 2006 No. 6 (192) draft choice.

2006

WR Brandon Lloyd to Was. for 2006 No. 3 (84) draft choice.

WR Rashaun Woods to SD for CB Sammy Davis.

2006 No. 2 (37) and No. 3 (68) draft choices to Den. in exchange for No. 1 (22) (Manny Lawson) draft choice from Den.

2006 No. 7 (213 & 236) to Jax. for No. 6 (197) draft choice (Melvin Oliver).
QB Ken Dorsey and a 2007 No. 7 (213) draft choice to Cle. for QB Trent Dilfer.

QB Cody Pickett to Hou. for a 2007 conditional draft choice.

CB Mike Rumph to Was. for WR Taylor Jacobs.

RB Kevan Barlow to NYJ for 2007 No. 4 (124) draft choice.

49ERS TRADE HISTORY (CONT.)

2007

2007 No. 4 (110) and 2008 No. 1 draft choices to NE in exchange for No. 1 (28) draft choice (Joe Staley).

2007 No. 4 (124) draft choice to Sea. in exchange for WR Darrell Jackson.

2007 No. 2 (42) and No. 4 (126) draft choices to Ind. in exchange for 2008 No. 1 draft choice.

2009

2009 No. 2 (43) and 2009 No. 4 (111) draft choices to Car. in exchange for 2010 No. 1 draft choice.

2010

QB Shaun Hill to Det. in exchange for 2011 No. 7 draft choice.

2010 No. 5 (145) draft choice to Mia. in exchange for WR Ted Ginn Jr.

2010 No. 1 (13) and 2010 No. 4 (113) draft choices to Den. in exchange for 2010 No. 1 (11) draft choice (Anthony Davis).

2010 No. 3 (79) draft choice to SD in exchange for 2010 No. 3 (91st) (Navorro Bowman), 2010 No. 6 (173) (Anthony Dixon) and 2011 No. 4 draft choice.

WR Isaac Bruce to StL.

DT Kentwan Balmer to Sea. in exchange for 2011 No. 6 draft choice.

2011

2011 No. 2 (45), No. 4 (108) and No. 5 (141) draft choices to Den. in exchange for 2011 No. 2 (36) draft choice (Colin Kaepernick).

2011 No. 3 (76) to Jax. in exchange for 2011 No. 3 (80) (Chris Culliver) and 2011 No. 6 (182) (Ronald Johnson).

2011 No. 6 (174) and 2011 No. 7 (231) to GB in exchange for 2011 No. 5 (163) draft choice (Daniel Kilgore).

S Taylor Mays to Cin. in exchange for an undisclosed draft choice.

2012

2012 No. 3 (92) to Ind. in exchange for 2012 No. 4 (97) draft choice and 2013 No. 5 draft choice.

2012 No. 4 (97) to Mia. in exchange for 2012 No. 4 (103) draft choice and 2012 No. 6 (196, from NO) draft choice and Dolphins 2013 No. 6 draft choice.

2012 No. 4 (103) to Car. in exchange for 2012 No. 6 (180) draft choice (Trenton Robinson) and Panther 2013 No. 3 draft choice.

2012 No. 4 (125) draft choice and 2012 No. 6 (196, from NO via Mia.) in exchange for 2012 No. 4 (117) draft choice (Joe Looney).

S Colin Jones to Car. in exchange for an undisclosed draft choice.

2013

QB Alex Smith to KC in exchange for 2013 No. 2 (34) draft choice and a conditional draft choice in 2014.

2013 No. 6 (199) draft choice to Bal. in exchange for WR Anquan Boldin.

2013 No. 5 (164) draft choice and 2013 No. 7 (227, from Cin.) to Cle. in exchange for QB Colt McCoy and 2013 No. 6 (173) draft choice.

2013 No. 1 (31) and No. 3 (74) draft choices to Dal. in exchange for 2013 No. 1 (18) (Eric Reid).

2013 No. 2 (34) draft choice to Ten. in exchange for 2013 No. 2 (40) (Cornelius "Tank" Carradine), 2013 No. 7 (216) draft choices and 2014 No. 3 (77) (Chris Borland) draft choice.

2013 No. 2 (61) and No. 6 (173) draft choices to GB in exchange for 2013 No. 2 (55) (Vance McDonald).

2013 No. 3 (93) and No. 6 (216) draft choices to GB in exchange for 2013 No. 3 (88) (Corey Lemonier).

WR A.J. Jenkins to KC in exchange for WR Jon Baldwin.

LB Parys Haralson to NO in exchange for an undisclosed draft choice.

LB Cam Johnson to Ind. in exchange for an undisclosed draft choice.

2014

An undisclosed draft pick to Jax in exchange for QB Blaine Gabbert.

An undisclosed draft pick to Mia. in exchange for T Jonathan Martin.

An undisclosed draft pick to Buf. in exchange for WR Stevie Johnson.

2014 No. 2 (56, from KC) draft choice and 2014 No. 7 (242, from NO) to Den. in exchange for 2014 No. 2 (63), No. 5 (171) and 2015 No. 4 (126) (Mike Davis) draft choice.

2014 No. 2 (63, from Den.) draft choice and 2014 No. 5 (171, from Den.) to Mia. in exchange for 2014 No. 2 (57) (Carlos Hyde) draft choice.

2014 No. 2 (61) draft choice to Jax in exchange for 2014 No. 3 (70) (Marcus Martin) and No. 5 (150) (Aaron Lynch) draft choice.

2014 No. 3 (94) draft choice to Cle. in exchange for 2014 No. 4 (106) (Bruce Ellington) and No. 6 (180) (Kenneth Acker) draft choices.

2015

2015 No. 1 (15) draft choice to SD in exchange for 2015 No. 1 (17) (Arik Armstead), No. 4 (117) (Blake Bell) and 2016 No. 5 draft choice.

2015 No. 5 (151) draft choice to Ind. in exchange for 2015 No. 5 (165) (Bradley Pinion) and No. 7 (244) draft choice.

2015 No. 7 (246, from Ind.) draft choice to Dal. in exchange for 2016 No. 6 (178) draft choice.

P Andy Lee to Cle. in exchange for an undisclosed 2017 draft choice.

TE Asante Cleveland to NE in exchange for OL Jordan Devey.

TE Derek Carrier to Was. in exchange for an undisclosed 2017 draft choice.

An undisclosed 2017 draft choice to Bal. in exchange for C Nick Easton.

C Nick Easton and an undisclosed 2016 draft choice to Min. in exchange for LB Gerald Hodges.

TE Vernon Davis to Den. in exchange for undisclosed compensation.

2016

2016 No. 2 (37), No. 4 (105) and No. 6 (176) draft choices to KC in exchange for 2016 No. 1 (28) (Joshua Garnett) and No. 7 (117) (Prince Charles Iworah) draft choices.

CB Kenneth Acker to KC in exchange for an undisclosed draft choice.

G Brandon Thomas to Det. in exchange for WR Jeremy Kerley.

Undisclosed draft choice to KC in exchange for WR Rod Streater and an undisclosed draft pick.

ALL-TIME ALPHABETICAL ROSTER

Last	First	Position	College	Years	Jersey #	Last	First	Position	College	Years	Jersey #
A											
Abramowicz	Danny	WR	Xavier	1973–74	46	Barton	Harris	T	North Carolina	1987–98	79
Acker	Kenneth	CB	SMU	2014–15	20, 24	Barton	Kirk	T	Ohio State	2008	77
Adams	Anthony	DT	Penn State	2003–06	91	Bassi	Dick	G	Santa Clara	1946–47	35, 36
Adams	Mike	S	Delaware	2004–06	20	Battle	Arnaz	WR	Notre Dame	2003–09	83
Adams	Phillip	CB	South Carolina St.	2010	35	Beach	Sanjay	WR	Colorado State	1991, 93	83, 86
Ahanotu	Chidi	DE	California	2003	72	Beadles	Zane	G	Utah	2016–*	68
Akers	David	K	Louisville	2011–12	2	Beals	Alyn	E	Santa Clara	1946–51	53
Albert	Frank	QB	Stanford	1946–52	13, 63	Beard	Ed	LB	Tennessee	1965–72	50
Aldridge	Ben	HB	Oklahoma State	1952	38	Beasley	Fred	FB	Auburn	1998–05	40
Aldridge	Jerry	RB	Angelo State	1980	47	Beasley	Terry	WR	Auburn	1972, 74–75	83, 88
Alexander	Kermit	HB/DB	UCLA	1963–69	39	Beatty	Ed	C	Mississippi	1955–56	54
Allen	Josh	OL	Louisiana–Monroe	2016	62	Beeson	Terry	LB	Kansas	1982	63
Allen	Nate	CB	Texas Southern	1975	27	Beisler	Randy	G/T	Indiana	1969–74	65
Allen	Larry	G	Sonoma State	2006–07	71	Belk	Bill	DE	Maryland State	1968–74	72
Amey	Otis	WR	Sacramento State	2005	18	Bell	Blake	TE	Oklahoma	2015–*	84
Anderson	Busta	TE	South Carolina	2015	48	Bell	Shonn	TE	Clinch Valley	1999	82
Anderson	Dres	WR	Utah	2015	17	Bellore	Nick	LB	Central Michigan	2015–*	50
Anderson	Gary	K	Syracuse	1997	1	Belser	Ceaser	LB	Arkansas AM&N	1974	50
Anderson	Marques	S	UCLA	2005	25	Bender	Jacob	T	Nicholls State	2008	77
Anderson	Terry	WR	Bethune–Cookman	1980	20	Benefield	Daved	LB	Cal State Northridge	1996	99
Anderson	Tim	S	Ohio State	1975	26	Benjamin	Guy	QB	Stanford	1981–83	7
Andrus	Shane	K	Murray State	2009, '10	9	Bentz	Roman	T	Tulane	1948	46
Anelli	Mark	TE	Wisconsin	2002–03	85	Berry	Rex	DB	BYU	1951–56	23, 83
Anthony	Cornelius	LB	Texas A&M	2002–03	57	Bethea	Antoine	S	Howard	2014–*	41
Arenas	Joe	HB	Omaha	1951–57	22, 82	Bethel–Thompson	McLeod	QB	Sacramento State	2013	5
Armour	Justin	WR	Stanford	1997 (P)	82	Bettiga	Mike	WR	Humboldt State	1973	80
Armstead	Arik	DL	Oregon	2015–*	91	Beverly	Ed	WR	Arizona State	1973	81
Armstrong	Ray–Ray	LB	Miami (Fla.)	2015–*	54	Bishop	Desmond	LB	California	2014	44
Asmus	Jim	P	Hawaii	1987	9	Black	Stan	DB	Mississippi State	1977	26
Asomugha	Nnamdi	CB	California	2013	28	Blackmore	Richard	CB	Mississippi State	1983	44
Atkins	Baraka	DT	Miami	2009	76	Blades	Al	S	Miami (Fla.)	2001	45
Atkins	Bill	HB	Auburn	1958–59	29	Blair	Ronald	DL	Appalachian State	2016–*	98
Atkins	Dave	RB	UTEP	1973	28	Blevins	Tony	S	Kansas	1998	22
Atkins	James	DT	Virginia Union	2004	75	Blount	Ed	QB	Washington State	1987	10
Audick	Dan	T/G	Hawaii	1981–82	61	Blue	Forrest	C	Auburn	1968–74	75
Ayers	John	G	West Texas State	1976–86	68	Bly	Dre'	CB	North Carolina	2009	31
B						Board	Dwayne	DE	North Carolina A&T	1979–88	76
Baas	David	G	Michigan	2005–10	64	Boatswain	Harry	T	New Haven	1991–94	65
Babb	Gene	FB	Austin	1957–58	32	Bogan	Dontavia	WR	South Florida	2011	9
Babcock	Harry	E	Georgia	1953–55	88	Boldin	Anquan	WR	Florida State	2013–15	81
Bahnsen	Ken	FB	North Texas State	1953	27	Bollinger	Brian	G	North Carolina	1992–94	71, 77
Bahr	Matt	K	Penn State	1981	10	Bonham	Shane	DT	Tennessee	1998–99	78
Bajema	Billy	TE	Oklahoma State	2005–08	47	Bono	Steve	QB	UCLA	1989–93	13
Baker	Dave	DB	Oklahoma	1959–61	25	Boone	Alex	G/T	Ohio State	2010–15	75
Baker	Jason	P	Iowa	2001–02	7	Boone	J.R.	HB	Tulsa	1952	24
Baker	Wayne	DT	BYU	1975	78	Borland	Chris	LB	Wisconsin	2014	50
Bakhtiari	Eric	LB	San Diego	2012	96	Bosley	Bruce	C/G	West Virginia	1956–68	77
Balatti	Ed	E	Oakland High (Calif.)	1946–48	57	Bouza	Matt	WR	California	1981	81
Baldassin	Mike	LB	Washington	1977–78	41, 52	Bowles	Todd	S	Temple	1991	22
Baldassin	Mike	LB	Washington	1977–78	41, 52	Bowman	NaVorro	LB	Penn State	2010–*	53
Balducci	Alex	OL	Oregon	2016–*	75	Boyd	Elmo	WR	Eastern Kentucky	1978	84
Baldwin	Jon	WR	Pittsburgh	2013	84	Boyd	Greg	DE	San Diego State	1984	98
Baldwin	Randy	RB	Mississippi	1995	21	Boyett	Lon	TE	Cal State Northridge	1978	82
Ball	Marcus	S	Memphis	2016–*	46	Boykin	Greg	FB	Northwestern	1978	33
Balmer	Kentwan	DE	North Carolina	2008–09	96	Bradford	Carl	LB	Arizona State	2016–*	45
Banaszek	Cas	T	Northwestern	1967–77	79	Bradley	Ed	LB	Wake Forest	1977–78	54
Banducci	Bruno	G	Stanford	1946–54	33, 63	Bragonier	Dennis	S	Stanford	1974	27
Banta–Cain	Tully	LB	California	2007–08	95	Brandes	John	TE	Cameron	1993	85
Barber	Mike	WR	Marshall	1989	86	Brandon	Michael	DE	Florida	1995–96	78
Barker	Roy	DE	North Carolina	1996–98	92	Bregel	Jeff	G	USC	1987–89	65
Barlow	Kevan	RB	Pittsburgh	2001–05	32	Brien	Doug	K	California	1994–95	4
Barnes	Larry	FB	Colorado State	1957	35	Briggs	Diyral	LB	Bowling Green	2009, '10	50
Barnes	Pat	QB	California	1999	10	Bristor	John	S	Waynesburg	1979	29
Barnett	Oliver	DL	Kentucky	1995	72, 77	Britt	Charlie	HB	Georgia	1964	16
Barrett	Jean	T	Tulsa	1973–80	77	Brock	Clyde	T	Utah State	1963	75
Bartolo	Steve	RB	Colorado State	1988	41	Brock	Tramaine	CB	Belhaven	2010–*	26
						Brockhaus	Jeff	K	Missouri	1987	5
						Brodie	John	QB	Stanford	1957–73	12
						Brohm	Jeff	QB	Louisville	1996–97	11

Last	First	Position	College	Years	Jersey #	Last	First	Position	College	Years	Jersey #
Bronson	Zack	S	McNeese State	1997–03	31	Cathcart	Royal	HB	Santa Barbara State	1950	94
Brooks	Ahmad	LB	Virginia	2008–*	55	Cavanaugh	Matt	QB	Pittsburgh	1983–85	6
Brooks	Chet	DB	Texas A&M	1988–90	31	Celek	Garrett	TE	Michigan State	2012–*	81, 88
Brown	Dennis	DE	Washington	1990–96	96	Ceresino	Gordy	LB	Stanford	1979	58
Brown	Gary	T	Georgia Tech	1998	61	Cerne	Joe	C	Northwestern	1965–67	56
Brown	Hardy	LB	Tulsa	1951–55	33, 73	Chandler	Jeff	K	Florida	2002–03	3
Brown	Jamie	T	Florida A&M	1998	72	Chandler	Wes	WR	Florida	1988	81
Brown	Pete	C	Georgia Tech	1953–54	56	Chapple	Jack	LB	Stanford	1965	58
Brown	Ray	RB	South Carolina	1987	22	Cherry	Tony	RB	Oregon	1986–87	23
Brown	Ray	G	Arkansas State	1996–01	65	Childs	Jason	T	North Dakota	1993	76
Brown	Tarell	CB	Texas	2007–13	25	Choma	John	G/C	Virginia	1981–83	60, 78
Brown	Tony	DT	Memphis	2004–05	92	Churchman	Ricky	S	Texas	1980–81	33
Brown	Trent	OL	Florida	2015–*	77	Clark	Bryan	QB	Michigan State	1982–83	15
Browner	Keith	LB	USC	1987	59	Clark	Don	G	USC	1948–49	31
Bruce	Arland	WR/KR	Minnesota	2003	19	Clark	Dwight	WR	Clemson	1979–87	87
Bruce	Gail	E	Washington	1948–51	54, 88	Clark	Greg	TE	Stanford	1997–01	85
Bruce	Isaac	WR	Memphis	2008–09	88	Clark	Mario	CB	Oregon	1984	29
Bruer	Bob	TE	Mankato State	1979–80	82	Clark	Mike	DE	Florida	1982	90
Brumfield	Jackson	E	Southern Mississippi	1954	80, 86	Clark	Monte	T	USC	1959–61	63
Brune	Fred	HB	Ohio State	1953, 1956	45	Claybrooks	DeVone	DT	East Carolina	2003	93
Bryant	Antonio	WR	Pittsburgh	2006	81	Clayton	Thomas	RB	Kansas State	2008–*	33
Bryant	Bob	T	Texas Tech	1946–49	42	Clement	Anthony	T	Louisiana–Lafayette	2005	67
Bryant	Junior	DT	Notre Dame	1995–02	90	Clements	Nate	CB	Ohio State	2007–10	22
Buckey	Jeff	T	Stanford	1999	71	Cleveland	Asante	TE	Miami (Fla.)	2014	45
Buckley	Curtis	S	East Texas State	1996–98	28	Cline	Tony	DE	Miami (Fla.)	1976–77	82
Buckner	Brentson	DT	Clemson	1998–00	99	Cline	Tony	TE	Stanford	1999	84
Buckner	DeForest	DL	Oregon	2016–*	99	Cloherly	Colin	TE	Brown	20010	83
Bull	Scott	QB	Arkansas	1976–78	19	Cochran	Mark	T	Baylor	1987	66, 76
Bungarda	Ken	T	Missouri	1980	64, 72	Coffee	Glen	RB	Alabama	2009	29
Bunz	Dan	LB	Long Beach State	1978–84	57	Cofer	Mike	K	North Carolina State	1988–93	6
Burbridge	Aaron	WR	Michigan State	2016–*	13	Cohen	Joe	DT	Florida	2007	67
Burke	Don	LB	USC	1950–54	32, 38, 66, 68, 73	Colchico	Dan	E	San Jose State	1960–67	86
Burke	Vern	E	Oregon State	1965	84	Collett	Elmer	G	San Francisco State	1967–72	66
Burns	Mike	DB	USC	1977	28	Collie	Bruce	T/G	Texas–Arlington	1985–89, '92	69
Burt	Jim	NT	Miami (Fla.)	1989–91	64	Collier	Floyd	T	San Jose State	1948	48
Bush	Reggie	RB	USC	2015	23	Collier	Tim	CB	East Texas State	1982–84	47
Bush	Steve	TE	Arizona State	2004–05	44	Collins	Glen	DE	Mississippi State	1987	79
Butler	John	S	Principia	1987	26	Collins	Greg	LB	Notre Dame	1975	55
Byham	Nate	TE	Pittsburgh	2010–11	82	Collins	Ray	T	LSU	1950–52	43, 72
						Comeaux	Darren	LB	Arizona State	1987	56, 59
						Conklin	Cary	QB	Washington	1995	6
						Conlee	Gerry	C	St. Mary's	1946–47	22
Cadet	Travaris	RB	Appalachian State	2015	32	Connell	Mike	P	Cincinnati	1978	10
Caldwell	Mike	WR	California	1995–96	13, 17, 81	Conner	Clyde	E	Pacific	1956–63	86, 88
Caldwell	Ravin	LB	Arkansas	1993 (P)	54	Connolly	Ted	G	Santa Clara–Tulsa	1954, 56–62	64, 65
Calhoun	Mike	DT	Notre Dame	1980	60	Conway	Curtis	WR	USC	2004	89
Caliguire	Dean	C	Pittsburgh	1991	64	Cook	Chris	CB	Virginia	2014	22
Calvelli	Tony	C	Stanford	1949	31	Cook	Toi	DB	Stanford	1994	41
Campbell	Carter	LB	Weber State	1970	51	Cooke	Bill	DE	UMass (Amherst)	1976	76
Campbell	Marion	T	Georgia	1954–55	76	Cooper	Adrian	TE	Oklahoma	1996	49
Campora	Don	T	Pacific	1950, 1952	41, 76	Cooper	Bill	FB	Muskingum	1961–64	34, 35
Canley	Sheldon	RB	San Jose State	1991–92	20	Cooper	Chris	DT	Nebraska–Omaha	2004–05	93
Carapella	Al	T	Miami (Fla.)	1951–55	45, 75	Cooper	Deke	S	Notre Dame	2006	35
Carmazzi	Giovanni	QB	Hofstra	2000–01	19	Cooper	Earl	FB/TE	Rice	1980–85	49, 89
Carolan	Brett	TE	Washington State	1994–95	86	Cooper	George	LB	Michigan State	1987	52
Carpenter	Dwayne	S	North Carolina A&T	2003–05	35	Cooper	Josh	DE	Mississippi	2004–05	76
Carpenter	John	T	Michigan	1949	40	Cordileone	Lou	G–LB	Clemson	1961	74
Carr	David	QB	Fresno State	2010	5	Cornelius	Charles	DB	Bethune–Cookman	1979–80	28
Carr	Earl	RB	Florida	1978	31	Cortez	Jose	K	Oregon State	2001–02, '05	1, 6
Carr	Eddie	HB	Olney High (Pa.)	1947–49	85	Costa	Dave	T/G	Wisconsin	2001	76
Carr	Paul	LB	Houston	1955–58	57	Costanzo	Blake	LB	Lafayette	2011	51
Carradine	Tank	DT	Florida State	2013–*	95	Courtney	Matt	S	Idaho State	1987	45
Carrier	Derek	TE	Beloit	2013–14	46	Cousineau	Tom	LB	Ohio State	1986–87	57, 59
Carwell	Brandon	WR	USC	2013	84	Cowlings	Al	DE	USC	1979	79
Carter	Andre	DE	California	2001–05	96	Cox	Greg	S	San Jose State	1988, 90–91	38
Carter	Dexter	RB	Florida State	1990–94, 95–96	35	Cox	James	G	Stanford	1948	32
Carter	Michael	NT	SMU	1984–92	95	Cox	Perrish	CB	Oklahoma State	2012–14	20
Casanega	Ken	HB	Santa Clara	1946, 1948	83	Crabtree	Michael	WR	Texas Tech	2009–14	15
Casey	Bernie	E	Bowling Green	1961–66	30	Craig	Roger	RB	Nebraska	1983–90	33
Cason	Jim	DB	LSU	1948–52, '54	43, 93	Crawford	Derrick	WR	Memphis State	1986	83
Cassara	Frank	FB	St. Mary's	1954	32	Crecion	Gabe	TE	UCLA	2004	47
Cathcart	Sam	HB	Santa Barbara State	1949–50, '52	28, 83, 86	Cribbs	Joe	RB	Auburn	1986–87	28

Last	First	Position	College	Years	Jersey #
Crist	Chuck	DB	Penn State	1978	24
Cromartie	Marcus	CB	Wisconsin	2014-*	47, 20
Cross	Bob	T	Kilgore J.C.	1956-57	78
Cross	Randy	G/C	UCLA	1976-88	51, 62
Crow	John David	HB	Texas A&M	1965-68	44
Crowe	Paul	HB	St. Mary's	1948	92
Crowell	Otis	T	Hardin-Simmons	1947	45
Cullity	Dave	T	Utah	1989	68
Culliver	Chris	CB	South Carolina	2011-14	29
Cundiff	Billy	K	Drake	2012	6
Cunningham	Doug	RB	Mississippi	1967-73	42
Cunningham	Jermaine	LB	Florida	2013	50
Curtis	Kevin	S	Texas Tech	2002	30

Last	First	Position	College	Years	Jersey #
Draughn	Shaun	RB	North Carolina	2015-*	24
Dray	Jim	TE	Stanford	2016-*	49
Dressel	Chris	TE	Stanford	1987, 92	47, 88
Drucknmiller	Jim	QB	Virginia Tech	1997-98	14
DuBose	Doug	RB	Nebraska	1987-88	25
Duckett	Damane	DT, T	East Carolina	2006-08	63, 95
Dugan	Fred	E	Dayton	1958-59	87
Duncan	Mauray	QB	San Francisco State	1954-55	12
Dungy	Tony	DB	Minnesota	1979	27
Dupree	Terrence	TE	Duke	2000	84
Durdan	Don	HB	Oregon State	1946-47	93
Durham	Darius	WR	San Diego State	1983	84
Durrette	Michael	G	West Virginia	1986-87	64

D					
Daft	Kevin	QB	UC Davis	2001	17
Dahl	Craig	S	North Dakota State	2013-14	43
Dahl	Harvey	T	Nevada	2005-06	76
Dahms	Tom	T	San Diego State	1957	70
Dalman	Chris	C/G	Stanford	1993-00	50, 67
Daniels	B.J.	QB	South Florida	2013	5
Daniels	Clem	RB	Prairie View	1968	33, 34
Daugherty	Bob	HB	Tulsa	1966-67	29
Davis	Anthony	T	Rutgers	2010-14, 2016	76
Davis	Chris	CB	Auburn	2015-*	43
Davis	Eric	DB	Jacksonville State	1990-95	25
Davis	Jerome	T/DE	Minnesota	2002-04	75, 76, 92
Davis	Johnny	FB	Alabama	1981	38
Davis	Kyle	C	Oklahoma	1978	64
Davis	Leonard	G	Texas	2012	68
Davis	Mike	RB	South Carolina	2015-*	22
Davis	Nate	QB	Ball State	2009	7
Davis	Sammy	CB	Texas A&M	2006	31
Davis	Tommy	K	LSU	1959-69	36
Davis	Vernon	TE	Maryland	2006-15	85
Dawson	Phil	K	Texas	2013-*	9
Dean	Floyd	LB	Florida	1963-64	50, 57, 82
Dean	Fred	DE	Louisiana Tech	1981-85	74
Dean	Kevin	LB	Texas Christian	1987	57
DeBerg	Steve	QB	San Jose State	1977-80	17
Debniak	Alex	FB	Stanford	2013	44
Deese	Derrick	G/T	USC	1992-03	63
DeLong	Keith	LB	Tennessee	1989-93	59
Dent	Richard	DE	Tennessee State	1994	95
Dercher	Dan	T	Kansas	1999-00	79
DeSimone	Rick	TE	Cal State Northridge	1978	87
Detmer	Ty	QB	BYU	1998	11
Devey	Jordan	OL	Memphis	2015	65
Dial	Quinton	DT	Alabama	2013-*	71
Dilfer	Trent	QB	Fresno State	2006-07	12
Dixon	Al	TE	Iowa State	1984	84
Dixon	Anthony	RB	Mississippi State	2010-13	24
Dobbs	Demarcus	TE/DT	Georgia	2011-14	96, 83
Dodge	Dedrick	S	Florida State	1994-96	33
Doleman	Chris	DE	Pittsburgh	1996-98	56
Doman	Brandon	QB	BYU	2002, 04	11
Domres	Marty	QB	Columbia	1976	14, 16
Donahue	Mitch	LB	Wyoming	1991-92	54
Donnelly	George	DB	Illinois	1965-67	20
Donohue	Leon	T	San Jose State	1962-64	72
Dorsey	Glenn	DL	LSU	2013-*	90
Dorsey	Ken	QB	Miami (Fla.)	2003-05	7
Douglas	Marques	DE	Howard	2005-07	94
Dove	Eddie	DB	Colorado	1959-63	44
Dow	Harley	G	San Jose State	1950	40
Dowdle	Mike	LB	Texas	1963-66	53
Downing	Walt	C/G	Michigan	1978-83	62
Downs	Bob	G	USC	1951	32
Draft	Chris	LB	Stanford	1999	57
Drake	Joe	NT	Arizona	1987	61
Drakeford	Tyronne	DB	Virginia Tech	1994-97, 2001	22, 33

E					
Easley	Walt	FB	West Virginia	1981-82	31
Easton	Nick	C	Harvard	2015	69
Edwards	Braylon	WR	Michigan	2011	17
Edwards	Earl	DT	Wichita State	1969-72	74
Edwards	Marc	RB	Notre Dame	1997-98	44
Elam	Cleveland	DE	Tennessee State	1975-78	72
Elam	Shane	LB	Mississippi	2001	59
Elia	Bruce	LB	Ohio State	1976-78	51, 55
Ellington	Bruce	WR	South Carolina	2014-*	10
Elliott	Charles	T	Oregon	1948	46
Elliott	Lenvil	RB	N.E. Missouri State	1979-81	35
Ellison	Atiyah	DE/DT	Missouri	2007	78
Ellison	Riki	LB	USC	1983-89	50, 69
Elston	Art	C	South Carolina	1946-48	21, 36
Emanuel	Ben	S	UCLA	2005	38
Enderle	Dick	G	Minnesota	1976	63
Endriss	Al	E	San Francisco State	1952	85
Engelberger	John	DE	Virginia Tech	2000-04	95
Ervin	Ricky	RB	USC	1995	32
Eshmont	Len	HB	Fordham	1946-49	81
Estes	Patrick	T	Virginia	2005-07	78, 88
Etcheverry	Sam	QB	Denver	1963	14
Etienne	LeRoy	LB	Nebraska	1990	50
Evans	Demetric	DT	Georgia	2009-10	93
Evans	Ray	G	Texas Western	1949-50	38, 46
Evansen	Paul	G	Oregon State	1948	36

F					
Fagan	Kevin	DE	Miami (Fla.)	1987-93	75
Fahnhorst	Jim	LB	Minnesota	1984-90	55
Fahnhorst	Keith	T	Minnesota	1974-87	71, 89
Fann	Chad	TE	Florida A&M	1997-99	86
Farrell	Dillon	G/C	New Mexico	2014	56
Faryniarz	Brett	LB	San Diego State	1993	57
Faylor	John	S	Santa Clara	1987	19, 47
Feher	Nick	G	Georgia	1951-54	37, 67
Ferrari	Ron	LB	Illinois	1982-86	54
Ferrell	Bob	RB	UCLA	1976-80	38
Fields	Ronald	DT	Mississippi State	2005-08	93, 95
Fiore	Dave	T	Hofstra	1996, 98-02	72, 74
Fisk	Bill	E	USC	1946-47	56
Flagler	Terrence	RB	Clemson	1987-89	32
Flanigan	Jim	DT	Notre Dame	2002	75
Fleck	P.J.	WR	Northern Illinois	2004-05	10
Fleming	Darius	LB	Notre Dame	2012-13	58
Flores	Mike	DE	Louisville	1995	92
Floyd	William	FB	Florida State	1994-97	40
Fonoti	Fouimalo	G	Michigan State	2014	62
Foreman	Jay	LB	Nebraska	2006	51
Forrest	Ed	C	Santa Clara	1946-47	24, 34
Foster	DeShaun	RB	UCLA	2008	29
Foster	Roy	G	USC	1991-93	67
Fontaine	Jamal	DE	Washington	1995	52, 56
Franceschi	Pete	HB	San Francisco	1946	82
Francis	Phil	RB	Stanford	1979-80	48
Francis	Russ	TE	Oregon	1982-87	81

Last	First	Position	College	Years	Jersey #
Frank	John	TE	Ohio State	1984–88	86
Franklin	Aubrayo	DT	Tennessee	2007–10	92
Franz	Tracy	G	San Jose State	1987	63
Freitas	Jesse	QB	Santa Clara	1946	62
Fuller	Cameron	CB	New Mexico State	2014	40
Fuller	Jeff	S/LB	Texas A&M	1984–89	49
Fuller	John	DB	Lamar Tech	1968–72	23, 30

G

Gabbert	Blaine	QB	Missouri	2014–*	2
Gagliano	Bob	QB	Utah State	1986–87	11
Gaiters	Bob	HB	New Mexico State	1962–63	35
Galiffa	Arnie	QB	Army	1954	16
Galigher	Ed	DT	UCLA	1977–79	75
Garcia	Jeff	QB	San Jose State	1999–03	5
Gardner	Andrew	OL	Georgia Tech	2016–*	62
Garlin	Don	HB	USC	1949–50	88
Garner	Charlie	RB	Tennessee	1999–00	25
Garnett	Joshua	G	Stanford	2016–*	65
Garnett	Scott	NT	Washington	1985	92
Garrett	Len	TE	New Mexico Highlands	1975	82
Gash	Thane	S	East Tennessee State	1992	31
Gaskins	Kendall	RB	Richmond	2015	30
Gavric	Momcilo	K	Belgrade	1969	17
Gehrke	Fred	HB	Utah	1950	81
Gervais	Rick	S	Stanford	1981–83	24
Gibson	Thaddeus	LB	Ohio State	2010	59
Gilbert	Lewis	TE	Florida	1980	82
Gilmore	Bryan	WR	Midwestern State	2006–07	81, 84
Ginn Jr.	Ted	WR	Ohio State	2010–12	19
Givens	Reggie	LB	Penn State	1998–99	59
Gladney	Tony	WR	UNLV	1987	17, 86
Glover	Clyde	DE	Fresno State	1987	93
Goad	Paul	FB	Abilene Christian	1956	36
Gogan	Kevin	G	Washington	1997–98	66
Goldson	Dashon	S	Washington	2007–12	38
Gonsoulin	Austin	DB	Baylor	1967	35
Gonzaga	John	T	Mt. Diablo High (Calif.)	1956–59	76
Gooden	Tavares	LB	Miami	2011–12	56
Goodspeed	Dan	T/G	Kent State	2001	72
Goodwin	Jonathan	C	Michigan	2011–13	59
Gordon	Steve	C	California	1998	59, 64
Gore	Frank	RB	Miami (Fla.)	2005–14	21
Goss	Antonio	LB	North Carolina	1989, 91–95	98
Gossett	Bruce	K	Richmond	1970–74	30
Gragg	Scott	T	Montana	2000–04	78
Grant	Alan	CB	Stanford	1992	24, 26
Grant	Larry	LB	Ohio State	2011–12	54
Gray	Tim	DB	Texas A&M	1979	30
Grbac	Elvis	QB	Michigan	1993–96	18
Green	Jacob	DE	Texas A&M	1992	76
Green	Roderick	DE/LB	Central Missouri St.	2006–08	54
Greene	Kevin	LB	Auburn	1997	91
Greenlee	Fritz	LB	Arizona	1969	59
Greer	Terry	WR	Alabama State	1987–89	29, 82, 83
Gregory	Garland	G	Louisiana Tech	1946–47	32
Grgich	Visco	G	Santa Clara	1946–52	34, 38, 47, 64
Griffin	Don	CB	Middle Tennessee St.	1986–93	29
Gutierrez	Brock	C	Central Michigan	2003–04	52

H

Hadley	Ron	LB	Washington	1987–88	54
Haggans	Clark	LB	Colorado State	2012	51
Haley	Charles	LB	James Madison	1986–91, 98–99	94, 95
Hall	Chad	WR	Air Force	2012	14
Hall	Dana	S	Washington	1992–94	28
Hall	Darryl	S	Washington	1995	43
Hall	Forrest	HB	San Francisco	1948	88
Hall	Parker	HB	Mississippi	1946	64, 84
Hall	Rhett	DT	California	1994	91
Hall	Travis	DE	BYU	2005	92

Hall	Windlan	DB	S. Arizona State	1972–75	43
Hamm	Je'ron	TE	Louisiana–Monroe	2015–*	85
Hampton	Jewel	RB	Southern Illinois	2012	33
Hamilton	Derrick	WR	Clemson	2004–05	88
Handley	Dick	C	Fresno State	1947	26
Hanks	Merton	CB	Iowa	1991–98	36
Hannon	Chris	WR	Tennessee	2008	15
Hanshaw	Tim	G	BYU	1995–98	77
Hanson	Joselio	DB	Texas Tech	2004–05	27
Hantla	Bob	G	Kansas	1954–55	69
Haralson	Parys	LB	Tennessee	2006–12	98
Hardman	Cedrick	DE	North Texas State	1970–79	86
Hardy	Adrian	CB	Northwestern State	1993–94	45
Hardy	Andre	FB	St. Mary's	1987	47
Hardy	Carroll	HB	Colorado	1955	27
Hardy	Edgar	G	Jackson State	1973	63
Hardy	Kevin	DT	Notre Dame	1968	68, 86
Harkey	Lem	HB	Emporia State	1955	32
Harmon	Derrick	RB/KR	Cornell	1984–86	24
Harold	Eli	LB	Virginia	2015–*	58
Harper	Chris	WR	California	2016–*	14
Harper	Chris	WR	Kansas State	2013	13
Harper	Willie	LB	Nebraska	1973–83	59
Harris	DuJuan	RB	Troy	2015–*	32
Harris	Joe	LB	Georgia Tech	1978	50
Harris	Kwame	T	Stanford	2003–07	77
Harris	Mark	WR	Stanford	1996–99	19, 88
Harris	Marques	LB	Southern Utah	2009	54
Harris	Tim	LB	Memphis State	1991–92, 94–95	92, 99
Harris	Tony	WR	Toledo	1971	20
Harris	Walt	CB	Mississippi State	2006–09	27
Harrison	Bob	LB	Oklahoma	1959–61, 65–67	54
Harrison	Dennis	DE	Vanderbilt	1986	96
Harrison	Kenny	WR	SMU	1976–78	83
Harrison	Martin	LB	Washington	1990–93	56, 57
Hart	Jeff	T	Oregon State	1975	68
Hart	Taylor	DT	Oregon	2016	96
Hart	Tommy	DE	Morris Brown	1968–77	53
Harty	John	DT	Iowa	1981–83, 85–86	75
Hastings	Joe	WR	Washburn	2011	13
Hauck	Tim	S	Montana	2002	45
Hawthorne	Duane	CB	Northern Illinois	2002	43
Hayes	Bob	WR	Florida A&M	1975	22
Hayne	Jarryd	RB	No College	2015	38
Hays	Harold	LB	Southern Mississippi	1968–69	54
Hazeltine	Matt	LB	California	1955–68	55
Heard	Ronnie	S	Mississippi	2000–04	38
Hearst	Garrison	RB	Georgia	1997–03	20
Heitmann	Eric	C/G	Stanford	2002–10	66
Heller	Ron	TE	Oregon State	1987–88	89
Helton	Barry	P	Colorado	1988–90	9
Henderson	Keith	FB	Georgia	1989–92	30
Henderson	Thomas	LB	Langston	1980	50
Hendrickson	Steve	LB	California	1989	56
Henke	Ed	E	USC	1951–52, 56–60	47, 75, 89
Henley	Thomas	WR	Stanford	1987	84
Herchman	Bill	T	Texas Tech	1956–59	72
Hetherington	Chris	FB	Yale	2005–06	41, 44
Hettema	Dave	T	New Mexico	1967	62, 65
Hicks	Dwight	S	Michigan	1979–85	22
Hicks	Maurice	RB	North Carolina A&T	2004–07	43
Hill	Jason	WR	Washington State	2007–10	89
Hill	John	C	Lehigh	1985	52
Hill	Shaun	QB	Maryland	2006–09	13
Hilton	Scott	LB	Salem College	1979–80	55
Hindman	Stan	DE	Mississippi	1966–71, 73–74	74, 80
Hoage	Terry	S	Georgia	1993	41
Hobbs	Dick	G	Georgia	1949–50	37
Hobgood–Chittick	Nate	DT	North Carolina	2000	76
Hodges	Gerald	LB	Penn State	2015–*	51
Hofer	Paul	RB	Mississippi	1976–81	36, 41
Hoffman	Gary	T	Santa Clara	1987	78

Last	First	Position	College	Years	Jersey #
Hogan	Mike	FB	Tenn.—Chattanooga	1979	45
Hogland	Doug	G	Oregon State	1953–55	64
Holcomb	Curtis	CB	Florida A&M	2011	41
Holladay	Bob	HB	Tulsa	1956–57	27, 40
Hollas	Hugo	DB	Rice	1974	47
Holliday	Trindon	WR	LSU	2014	19
Holloway	Menson	DE	UTEP	2001	71, 99
Holman	Rashad	CB	Louisville	2001–03	26
Holmes	Mike	DB	Texas Southern	1974–75	20
Holmoe	Tom	S	Brigham Young	1983–89	28, 46
Holt	Pierce	DE	Angelo State	1988–92	78, 98
Holzer	Tom	DE	Louisville	1967	87
Hopson	Tyrone	G	Eastern Kentucky	1999–00	66
Horn	Bob	LB	Oregon State	1982–83	55
Horne	Dick	E	Oregon	1947	51
Hoskins	Bob	DT	Wichita State	1970–75	56
Howard	Eddie	P	Idaho	1998	2
Howell	Clarence	E	Texas A&M	1948	56
Hudson	Marcus	S	North Carolina St.	2006–09	23
Huff	Gary	QB	Florida State	1980	19
Huff	Marty	LB	Michigan	1972	54
Hughes	Ernie	G	Notre Dame	1978, '80	65, 66
Hull	Tom	LB	Penn State	1974	54
Hunt	Charlie	LB	Florida State	1973	61
Hunter	Kendall	RB	Oklahoma State	2011–15	32
Hyde	Carlos	RB	Ohio State	2014–*	28

I

Ifeanyi	Israel	DE/LB	USC	1996	59, 95
Isenbarger	John	RB	Indiana	1970–73	17
Isom	Jasen	FB	Western Illinois	2003–04	41
Israel	Steve	CB	Pittsburgh	1995–96	31
Iupati	Mike	G	Idaho	2010–14	77
Iworah	Prince Charles	CB	Western Kentucky	2016–*	30

J

Jackson	Darrell	WR	Florida	2007	82
Jackson	Jim	HB	Western Illinois	1966–67	38
Jackson	Johnnie	S	Houston	1989–92	40
Jackson	Randy	RB	Wichita State	1973	33
Jackson	Rickey	DE/LB	Pittsburgh	1994–95	57
Jackson	Terry	RB	Florida	1999–05	22
Jackson	Wilbur	RB	Alabama	1974–79	40
Jacobs	Brandon	RB	Southern Illinois	2012	45
Jacobs	Chuck	WR	Utah State	2014	17
Jacobs	Taylor	WR	Florida	2006–07	88
James	LaMichael	RB	Oregon	2012–14	23
James	William	CB	Western Illinois	2010	31
Jean Francois	Ricky	DT	LSU	2009–12	95
Jenkins	A.J.	WR	Illinois	2012	17
Jennings	Brian	TE/LS	Arizona State	2000–12	86
Jennings	Jonas	T	Georgia	2005–08	75
Jennings	Rick	WR	Maryland	1977	33
Jerod—Eddie	Tony	DT	Texas A&M	2012–*	63
Jervey	Travis	RB	Citadel	1999–00	32
Jessup	Bill	E	USC	1951–52, 54–58	55, 85
Joelson	Greg	DE	Arizona State	1991	93
Johnson	Bill	C	Tyler J.C.	1948–56	23, 53
Johnson	Bryant	WR	Penn State	2008	82
Johnson	Cam	LB	Virginia	2012	50
Johnson	Charles	DB	Grambling	1979–80	44
Johnson	Charlie	DT	Louisville	1966–67	72
Johnson	Dennis	DE	Kentucky	2004	71
Johnson	Derrick	CB	Washington	2005	23
Johnson	Dontae	CB	North Carolina State	2014–*	36
Johnson	Eric	TE	Yale	2001–06	82
Johnson	Eric	S	Washington State	1979	24
Johnson	Garrett	DT	Illinois	2002	90
Johnson	Gary	DT	Grambling	1984–85	97
Johnson	James	LB	San Diego State	1987	56
Johnson	John	LB	Clemson	1991–93	55

Last	First	Position	College	Years	Jersey #
Johnson	John Henry	HB	Arizona State	1954–56	35
Johnson	Jimmy	DB	UCLA	1961–76	37
Johnson	Josh	QB	San Diego	2014	1
Johnson	Kermit	RB	UCLA	1975–76	47
Johnson	Leo	WR	Tennessee State	1969–70	81
Johnson	Rudy	HB	Nebraska	1964–65	32
Johnson	Sammy	RB	North Carolina	1974–76	48
Johnson	Stevie	WR	Kentucky	2014	13
Johnson	Walter	DE	Tuskegee	1967	58
Jones	Arrington	FB	Winston—Salem	1981	40
Jones	Brandon	WR	Oklahoma	2009	81
Jones	Brent	TE	Santa Clara	1987–97	84, 88
Jones	Chris	DT	Bowling Green	2016–*	93
Jones	Colin	S	TCU	2011	43
Jones	Larry	WR	N.E. Missouri State	1978	21, 87
Jones	Terry	TE	Alabama	2005	49
Jordan	Darin	LB	Northeastern	1991–94	90
Jordan	James	WR	Louisiana Tech	2002–05	18, 46
Jorden	Tim	TE	Indiana	1995	48
Joseph	Alex	LB	Temple	2010	58
Judie	Ed	LB	Northern Arizona	1982–83	50
Jury	Bob	S	Pittsburgh	1978	26

K

Kaepernick	Colin	QB	Nevada	2011–*	7
Kammerer	Carlton	LB	Pacific	1961–62	66
Katnik	Norm	C	USC	2005	63
Keasey	Zak	FB	Princeton	2007–08	45
Keeble	Jerry	LB	Minnesota	1987	98
Keeper	Carl	LB	Boise State	1987	41
Keith	John	S	Furman	2000–03	28
Kelcher	Louie	NT	SMU	1984	94
Kelly	Gorden	LB	Georgia	1960–61	83
Kelly	Todd	DE	Tennessee	1993–94	58
Kelm	Larry	LB	Texas A&M	1993	52
Kemp	Jeff	QB	Dartmouth	1986	9
Keneley	Matt	DT	USC	1999	75
Kennedy	Allan	T	Washington State	1981–84	66
Kennedy	Sam	LB	San Jose State	1988	57
Kenney	Charles	G	San Francisco	1947	38
Kerley	Jeremy	WR	Texas Christian	2016–*	17
Kilgore	Daniel	G	Appalachian State	2011–*	67
Kilgore	Jon	P	Auburn	1969	15
Killens	Terry	LB	Penn State	2001, 2002	52, 56
Killings	Cedric	DT	Carson Newman	2000	71
Kilmer	Billy	QB	UCLA	1961–62, 64–66	17
Kimbrough	Elbert	HB	Northwestern	1962–66	45
Kirby	Terry	RB	Virginia	1996–98	41
Kirk	Randy	LB	San Diego State	1996–99	57, 58
Kirschke	Travis	DT	UCLA	2003	90
Kirtman	David	FB	USC	2008	35
Knafelc	Gary	E	Colorado	1963	84
Knutson	Steve	G/T	USC	1978	60
Kolodziej	Ross	DT	Wisconsin	2002–03	92
Kopay	Dave	HB	Washington	1964–67	43
Korff	Mark	LB	Florida	1987	90
Kosier	Kyle	T	Arizona State	2002–04	69, 72
Kovach	Jim	LB	Kentucky	1985	57
Kraemer	Eldred	G	Pittsburgh	1955	65
Krahl	Jim	DT	Texas Tech	1980	90
Kramer	Kent	TE	Minnesota	1966	89
Kristick	Keaton	LB	Oregon State	2010	57
Krueger	Charles	DT	Texas A&M	1959–73	70
Krueger	Rolf	DE	Texas A&M	1972–74	78
Kugler	Pete	DT	Penn State	1981–83, 86–90	67, 77
Kuykendall	Fulton	LB	UCLA	1985	59
Kuzman	John	T	Fordham	1946	46
Kwalick	Ted	TE	Penn State	1969–74	82
Kyle	Jason	LB	Arizona State	2000	57
Kyles	Troy	WR	Howard	1992	85

Last	First	Position	College	Years	Jersey #
L					
LaBounty	Matt	DE	Oregon	1992–93	93
LaBoy	Travis	LB	Hawaii	2010	54
LaFleur	Bill	P	Nebraska	2002–03	4
Lakes	Roland	DT	Wichita State	1961–70	60
Land	Fred	T	LSU	1948	45
Land	Mel	DE	Michigan State	1980	60
Landry	Michael	DE	Southern	2003	93
Langham	Antonio	CB	Alabama	1998	43
LaRose	Dan	DE	Missouri	1965	87
Larson	Bill	TE	Colorado State	1975	85
Lash	Jim	WR	Northwestern	1976–77	87
Latimer	Al	CB	Clemson	1980	29
Lattimore	Marcus	RB	South Carolina	2013–14	38
Laughlin	Bud	FB	Kansas	1955	36
Lawrence	Amos	RB	North Carolina	1981–82	20
Lawson	Manny	LB	North Carolina St.	2006–10	99
Lawson	Steve	G	Kansas	1976	61, 65
LeCount	Terry	WR	Florida	1978	80
Ledford	Dwayne	T	East Carolina	1999, 2003–04	67, 76
Ledyard	Hal	QB	Tenn.–Chattanooga	1953	12
Lee	Amp	RB	Florida State	1992–93	22
Lee	Andy	P	Pittsburgh	2004–14	4
Lee	Dwight	RB	Michigan State	1968	49
Lee	Kevin	WR	Alabama	1996	17
Lee	Mark	CB	Washington	1991	27
Legette	Tyrone	CB	Nebraska	1998	45
Legree	Lance	DT	Notre Dame	2006	92
Lelie	Ashley	WR	Hawaii	2007	18
Lemonier	Corey	LB	Auburn	2013–15	96
Leonard	Anthony	DB	Virginia Union	1976–78	42
Leonard	Jim	C	Santa Clara	1985	63
Leonhardt	Brian	TE	Bemidji State	2015	46
Leopold	Bobby	LB	Notre Dame	1980–83	45, 52
Leverette	Otis	DE	Ala.–Birmingham	2004	93
Levy	Chuck	RB	Arizona	1997–98	32
Lewis	Eddie	DB	Kansas	1976–79	22
Lewis	Gary	FB	Arizona State	1964–69	22
Lewis	Jonas	RB	San Diego State	2000–01	43
Lewis	Keith	S	Oregon	2004–08	28
Lewis	Kevin	DB	Northwestern Louisiana	1990–92	45
Lewis	Michael	SS	Colorado	2007–10	32
Lewis	Michael	WR	Grace King (La.) High	2007	84
Lewis	Ron	WR	Florida State	1990–92	83
Lewis	Thad	QB	Duke	2016–*	9
Lilly	Kevin	NT	Tulsa	1988–89	92
Lillywhite	Verl	HB	USC	1948–51	71, 81
Lincoln	Alex	LB	Auburn	2001–02	57
Lind	Mike	FB	Notre Dame	1963–64	38
Lindstrom	Chris	DT	Boston College	1983	78
Lisbon	Don	HB	Bowling Green	1963–64	42
Liter	Greg	DE	Iowa State	1987	77
Livingston	Howie	HB	Fullerton J.C.	1950	24, 94
Lloyd	Brandon	WR	Illinois	2003–05, 14	84, 85
Lockett	J.W.	RB	Central (Okla.) State	1961	35
Logan	Marc	RB	Kentucky	1992–94	43
Long	Tim	C	Memphis State	1987	68
Looney	Jim	LB	Purdue	1981	50
Looney	Joe	G	Wake Forest	2012–14	66, 78
Lopasky	Bill	G	West Virginia	1961	57
Lott	Ronnie	CB	USC	1981–90	42
Loville	Derek	RB	Oregon	1994–96	20
Loyd	Alex	E	Oklahoma State	1950	59
Luna	Bob	HB	Alabama	1955	49
Lyles	Lenny	HB	Louisville	1959–60	26
Lynch	Aaron	LB	South Florida	2014–*	59
Lynch	Ben	C	California	1999–02	60
Lynn	Anthony	RB	Texas Tech	1995–96	29

Last	First	Position	College	Years	Jersey #
M					
MacAfee	Ken	TE	Notre Dame	1978–79	81
Macaulley	John	OL	Stanford	1984	67
Mackey	Dee	TE	East Texas State	1960	87
Maderos	George	HB	Chico State	1955–56	40
Magac	Mike	G	Missouri	1960–64	62
Maloney	Norm	E	Purdue	1948–49	59
Manley	Joe	LB	Mississippi State	1953	54
Mann	Charles	DE	Nevada	1994	71
Manningham	Mario	WR	Michigan	2012–13	82
Manuel	Sean	TE	New Mexico State	1996	86
Maragos	Chris	S	Wisconsin	2010	40
Marecic	Owen	FB	Stanford	2013	48
Margerum	Ken	WR	Stanford	1986–87	84
Martin	Jonathan	T	Stanford	2014	71
Martin	Marcus	C	USC	2014–*	66
Marquardt	Luke	T	Azusa Pacific	2013	61
Marshall	Rasheed	WR	Pittsburgh	2005	89
Martin	Bob	LB	Nebraska	1979	54
Martin	Derrick	LB	San Jose State	1987	31
Martin	Jamie	QB	Weber State	2008	10
Martin	Keshawn	WR	Michigan State	2016	19
Martin	Saladin	DB	San Diego State	1981	29
Masini	Leonard	FB	Fresno State	1947–48	74
Mason	Lindsey	T	Kansas	1982	78
Matheson	Riley	G–LB	Texas Western	1948	37
Mathews	Ned	HB	UCLA	1946–47	73, 83
Mathews	Al	S/CB	Texas A&I	1977	47
Matthews	Clay	E	Georgia Tech	1950, 53–55	46, 83
Matuszak	Marv	LB	Tulsa	1957–58	54
Maurer	Andy	G	Oregon	1976	61
Maxie	Brett	S	Texas Southern	1997	25
Maxwell	Jim	LB	Gardner–Webb	2005	57
Maxwell	Marcus	WR	Oregon	2005	19
Mays	Taylor	S	USC	2010	23
McAddley	Jason	WR	Alabama	2005	15
McAlister	Ken	LB/S	San Francisco	1983	48
McBath	Darcel	S	Texas Tech	2012	28
McCaffrey	Ed	WR	Stanford	1994	81
McCann	Jim	P	Arizona State	1971–72	15
McColl	Milt	LB	Stanford	1981–87	53
McCormick	Dave	T	LSU	1966	73
McCormick	Tom	HB	Pacific	1956	43
McCormick	Walt	C	USC	1948	38
McCoy	Colt	QB	Texas	2013	2
McCoy	LeRon	WR	Indiana (Pa.)	2007	19
McCoy	Mike	QB	Utah	1997	10
McCray	L.J.	S	Catawba	2014–15	31
McCray	Willie	DE	Troy State	1978	76
McCullough	George	CB	Baylor	2001	24
McDermott	Kevin	LS	UCLA	2013	47
McDonald	Ramos	CB	New Mexico	1999	35
McDonald	Ray	DT	Florida	2007–14	91
McDonald	Tim	S	USC	1993–99	46
McDonald	Vance	TE	Rice	2013–*	89
McElhenny	Hugh	HB	Washington	1952–60	39
McFadden	Leon	CB	San Diego State	2014	30
McFarland	Kay	HB	Colorado State	1962–66, '68	26
McGee	Willie	WR	Alcorn A&M	1976–77	81
McGill	Ralph	CB	Tulsa	1972–77	49
McGrew	Reggie	DT	Florida	1999–01	92
McGruder	Michael	CB	Kent	1992–93	26
McHan	Lamar	QB	Arkansas	1963	15, 17
McIlhenny	Don	HB	SMU	1961	35
McIntyre	Guy	G	Georgia	1984–93	62
McIntyre	Jeff	LB	Arizona State	1979	52
McKenzie	Reggie	LB	Tennessee	1992	50
McKillop	Scott	LB	Pittsburgh	2009–10	56
McKoy	Billy	LB	Purdue	1974	58
McKyer	Tim	CB	Texas–Arlington	1986–89	22
McLemore	Dana	KR/CB	Hawaii	1982–87	43
McManis	Wynton	LB	Memphis	2016–*	48

Last	First	Position	College	Years	Jersey #
McMillian	Mark	CB	Alabama	1999	29
McNeil	Clifton	E	Grambling	1968–69	85
McNown	Cade	QB	UCLA	2002	9
McQuarters	R.W.	CB	Oklahoma State	1998–99	21
Mellekas	John	C	Arizona	1962	75
Mellus	John	T	Villanova	1946	45
Melville	Dan	P	California	1979	11
Mertens	Jerry	HB	Drake	1958–65	80
Messer	Dale	HB	Fresno State	1961–65	29
Meyers	Bob	HB	Stanford	1952	27
Michalik	Art	G	St. Ambrose	1953–54	62
Middlebrooks	Willie	CB	Minnesota	2005	25, 35
Mike	Bob	T	UCLA	1948–49	47
Mike–Mayer	Steve	K	Maryland	1975–76	10
Mikolas	Doug	NT	Portland State	1987–88	97
Milem	John	DE	Lenoir–Rhyne	2000–01	93, 99
Miles	Searcy	DB	San Jose State	1954–56	42
Millen	Alec	T	Georgia	1993 (P)	76
Millen	Matt	LB	Penn State	1989–90	54
Miller	Brit	FB	Illinois	2009	47
Miller	Bruce	FB	Central Florida	2011–15	49
Miller	Clark	DE	Utah State	1962–68	74
Miller	Hal	T	Georgia Tech	1953	77
Miller	Jim	P	Mississippi	1980–82	3
Miller	Johnny	G	Livingston	1977–78	66
Milstead	Rod	G	Delaware State	1994–97	69
Mira	George	QB	Miami (Fla.)	1964–68	10
Mirer	Rick	QB	Notre Dame	2000–01	3
Mitcham	Gene	HB	Arizona State	1958	26
Mitchell	Kevin	LB	Syracuse	1994–97	55
Mitchell	Dale	LB	USC	1976	64
Mitchell	Tom	TE	Bucknell	1974–77	84
Mixon	Bill	HB	Georgia	1953–54	48
Moegle	Dick	HB	Rice	1955–59	47
Mojsiejenko	Ralf	P	Michigan State	1991	2
Momsen	Bob	G	Ohio State	1952	68
Monachino	Jim	HB	California	1951	49, 99
Monds	Wonder	DB	Nebraska	1978	25
Monroe	Carl	RB/KR	Utah	1983–87	32
Montana	Joe	QB	Notre Dame	1979–92	16
Montgomery	Blanchard	LB	UCLA	1983–84	38, 52, 60
Montgomery	Monty	CB	Houston	1999–00	24
Moody	Nick	LB	Florida State	2013–14	54
Moore	Brandon	LB	Oklahoma	2002–07	56
Moore	Dean	LB	Iowa	1978	53
Moore	Gene	RB	Occidental	1969	43
Moore	Jason	S	San Diego State	2000, '02	33, 35
Moore	Jay	LB	Nebraska	2007–08	58
Moore	Jeff	RB	Jackson State	1982–83	25
Moore	Manfred	RB	USC	1974–75	45
Moore	Marlon	WR	Fresno State	2013	19
Moran	Sean	DE	Colorado	2002–03	99
Morgan	Joe	T	Southern Mississippi	1949	48
Morgan	Joshua	WR	Virginia Tech	2008–11	84
Morgan	Melvin	DB	Mississippi Valley St.	1979–80	46
Moroski	Mike	QB	UC Davis	1986	15
Morrall	Earl	QB	Michigan State	1956	11
Morris	Darryl	CB	Texas State	2013	40
Morris	Dennit	LB	Oklahoma	1958	57
Morris	George	C	Georgia Tech	1956	52
Morrison	Dennis	QB	Kansas State	1974	10
Morton	Dave	LB	UCLA	1979	50
Morton	John	LB	TCU	1953	36
Morton	Johnnie	WR	USC	2005	84
Morze	Frank	C	Boston College	1957–61	53, 63
Moss	Randy	WR	Marshall	2012	84
Moten	Gary	LB	SMU	1983	59, 63
Mudd	Howard	G	Hillsdale	1964–69	68
Murphy	Rob	C/G	Ohio State	2003–05	68
Musgrave	Bill	QB	Oregon	1991–94	14
Myers	Chip	E	N.W. Oklahoma	1967	46

Last	First	Position	College	Years	Jersey #
N					
Navies	Hannibal	LB	Colorado	2006–07	55
Neal	Randy	LB	Virginia	1998	52
Nedney	Joe	K	San Jose State	2005–10	6
Nehemiah	Renaldo	WR	Maryland	1982–84	83
Nelson	Bob	LB	Nebraska	1979	66
Nelson	Kyle	TE/LS	New Mexico State	2014–*	86
Neville	Tom	G	Fresno State	1991	69
Newberry	Jeremy	C	California	1998–06	62
Newsome	Craig	CB	Arizona State	1999	27
Nicholas	Calvin	WR	Grambling	1988	88
Nichols	Mark	LB	Colorado State	1978	58
Nicholson	Jim	T	Michigan State	1981	67
Nix	Jack	E	USC	1950	58
Nixon	Tory	CB	San Diego State	1985–88	20, 31
Nomellini	Leo	T	Minnesota	1950–63	42, 73
Norberg	Hank	E	Stanford	1946–47	55
Nordquist	Mark	G	Pacific	1976	68
Norris	Moran	FB	Kansas	2006–07, 09–11	40, 44
Norton	Jim	T	Washington	1965–66	75
Norton Jr.	Ken	LB	UCLA	1994–00	51
Norton	Ray	HB	San Jose State	1960–61	23
Nunley	Frank	LB	Michigan	1967–76	57

Last	First	Position	College	Years	Jersey #
O					
O'Donahue	Pat	E	Wisconsin	1952	83
O'Neal	Brian	RB	Penn State	1995	26
O'Sullivan	J.T.	QB	UC Davis	2008	14
Oates	Bart	C	BYU	1994–95	66
Obradovich	Jim	TE	USC	1976–77	89
Odom	Ricky	DB	USC	1978	42
Okeafor	Chike	DE	Purdue	1999–02	91
Okoye	Lawrence	DL	No College	2013	98
Olerich	Dave	E	San Francisco	1967–68, 72–73	84
Oliver	Melvin	DE	LSU	2006–07	96
Olson	Drew	QB	UCLA	2007	7
Olssen	Lance	T	Purdue	1968–69	73
Orosz	Tom	P	Ohio State	1983	3, 19
Osborne	Clancy	LB	Arizona State	1959–60	33
Osgood	Kassim	WR	San Diego State	2013–14	14
Osika	Craig	G/C	Indiana	2002	71
Ostrowski	Phil	G	Penn State	1998–00	69
Owen	Tom	QB	Wichita State	1974–75	14
Owens	James	WR	UCLA	1979–80	20, 89
Owens	R.C.	HB	College of Idaho	1957–61	27
Owens	Terrell	WR	Tenn.–Chattanooga	1996–03	81

Last	First	Position	College	Years	Jersey #
P					
Pace	Jim	HB	Michigan	1958	43
Palatella	Lou	G	Pittsburgh	1955–58	68
Palmer	Jesse	QB	Florida	2005	2
Paris	Bubba	T	Michigan	1982–90	77
Parker	Anthony	CB	Weber State	1999–02	21, 86
Parker	Don	G	Virginia	1967	63
Parks	Dave	E	Texas Tech	1964–67	81
Parks	Limbo	G	Arkansas	1987	66, 72
Parrish	James	T	Temple	1993	77
Parrish	Tony	S	Washington	2002–06	33
Parsons	Earle	HB	USC	1946–47	84, 94
Pashos	Tony	T	Illinois	2009–*	77
Patera	Dennis	K	BYU	1968	14
Patrick	Chris	T	Nebraska	2009–10	61
Patterson	Reno	DE	Bethune–Cookman	1987	92
Patton	Quinton	WR	Louisiana Tech	2013–*	11
Patton	Ricky	RB	Jackson State	1980–82	32, 42
Pavlich	Chuck	G	Muskegon High (MI)	1946	37
Paye	John	QB	Stanford	1988	15
Pears	Erik	G/T	Colorado State	2015	71
Peelle	Justin	TE	Oregon	2011	81
Peets	Brian	TE	Pacific	1981	82
Penchion	Bob	T	Alcorn A&M	1974–75	66

Last	First	Position	College	Years	Jersey #
Peoples	Woody	G	Grambling	1968–77	69
Perry	Joe	FB	Compton J.C.	1948–60, '63	34, 74
Perry	Scott	S	Williams	1980	32
Person	Mike	G	Montana State	2011	78
Peters	Scott	C/G	Arizona State	2004	67
Peterson	Anthony	LB	Notre Dame	1994–95, 98–99	50, 53
Peterson	Julian	LB	Michigan State	2000–05	98
Peterson	Todd	K	Georgia	2003–04	2
Phillips	Lawrence	RB	Nebraska	1999	33
Phillips	Mel	DB	North Carolina A&T	1966–77	32
Pickett	Cody	QB	Washington	2004–05	3
Pillers	Lawrence	DE	Alcorn A&M	1980–84	65
Pine	Ed	LB	Utah	1962–64	54
Pinion	Bradley	P	Clemson	2015–*	5
Pleasant	Anthony	DE	Tennessee State	2000	94
Plummer	Ahmed	CB	Ohio State	2000–05	29
Plummer	Bruce	CB	Mississippi State	1990	28
Plummer	Gary	LB	California	1994–97	50
Plunkett	Jim	QB	Stanford	1976–77	14, 16
Pochman	Owen	K	BYU	2003	11
Pollack	Frank	T/G	Northern Arizona	1990–91, 94–97	72, 75
Pollard	Darryl	CB	Weber State	1987–91	26, 36
Ponder	Christian	QB	Florida State	2016–*	15
Poole	Bob	E	Clemson	1964–65	82
Pope	Marquez	CB	Fresno State	1995–98	23
Popson	Ted	TE	Portland State	1994–96	85
Posey	Jeff	DE	Southern Mississippi	1998–00	96
Powell	Charley	E	San Diego High (Calif.)	1952–53, 55–57	87
Powers	Jim	HB	USC	1950–53	15, 62
Preston	Roell	KR	Mississippi	1999	15
Price	Daryl	DE	Colorado	1996–97	71, 91, 96
Pringle	Pierson	DB	Virginia Tech	1999–00	23
Prokop	Joe	P	Cal Poly–Pomona	1991	4
Puddy	Harold	T	Oregon	1948	46
Puki	Craig	LB	Tennessee	1980–81	54
Purcell	Mike	NT	Wyoming	2014–*	64
Putzier	Rollin	NT	Oregon	1989	64, 76

Q

Quillan	Fred	C	Oregon	1978–87	56
Quilter	Chuck	T	Tyler J.C.	1949	45

R

Rachal	Chilo	G	USC	2008–11	62
Raines	Mike	DT	Alabama	1974	63
Ramson	Eason	TE	Washington State	1979–83	80
Randle	Sonny	E	Virginia	1967	83
Randolph	Alvin	DB	Iowa	1966–70, '74	27
Rasheed	Saleem	LB	Alabama	2002–05	51
Rasley	Rocky	G	Oregon State	1976	63
Rathman	Tom	FB	Nebraska	1986–93	44
Rattay	Tim	QB	Louisiana Tech	2000–05	13
Ray	Ricky	QB	Sacramento State	2001	18
Reach	Kevin	G	Utah	1987	65
Reaser	Keith	CB	Florida Atlantic	2015–*	27
Redmond	Will	CB	Mississippi State	2016–*	23
Reed	Jeff	K	North Carolina	2010	3
Reed	Joe	QB	Mississippi State	1972–74	13, 19
Reed	Rayshun	CB	Troy State	2004–05	31
Reese	Albert	DT	Grambling	1997–98	71
Reese	Archie	DE	Clemson	1978–81	78
Reid	Bill	C	Stanford	1975	54
Reid	Eric	S	LSU	2013–*	35
Remington	Bill	C	Washington State	1946	23
Renfro	Dick	FB	Washington State	1946	73
Reynolds	Jack	LB	Tennessee	1981–84	64
Rhodes	Bruce	DB	San Francisco State	1976	23
Rhodes	Ray	CB	Tulsa	1980	26
Rice	Jerry	WR	Mississippi Valley St.	1985–00	80
Richard	Kris	S	USC	2005	35
Richardson	Mike	CB	Arizona State	1989	27

Last	First	Position	College	Years	Jersey #
Richey	Wade	K	LSU	1998–00	7
Richie	David	DT	Washington	1998–99	93, 94
Ridgle	Elston	DE	Nevada	1987	96
Ridlon	Jim	HB	Syracuse	1957–62	42
Riley	Preston	WR	Memphis State	1970–72	85
Ring	Bill	RB	BYU	1981–86	30
Rivera	Steve	WR	California	1976–77	80
Roberson	Vern	DB	Grambling	1978	49
Roberts	C.R.	FB	USC	1959–62	28, 32
Roberts	Larry	DE	Alabama	1986–93	91
Robertson	Jamal	RB	Ohio Northern	2002–04	25
Robinson	Jimmy	WR	Georgia Tech	1980	85
Robinson	Michael	RB	Penn State	2006–09	24
Robinson	Rashard	CB	LSU	2016–*	33
Robinson	Trenton	S	Michigan State	2012	30
Robnett	Ed	HB	Texas Tech	1947	71
Roby	Reggie	P	Iowa	1998	4
Rock	Walter	T	Maryland	1963–67	67
Rodgers	Del	RB	Utah	1987–88	25, 35, 46
Rogers	Carlos	CB	Auburn	2011–13	22
Rogers	Doug	DE	Stanford	1986	65
Rogers	Eric	WR	California Lutheran	2016–*	3
Rohde	Len	T	Utah State	1960–74	76
Roman	Mark	S	LSU	2006–*	26
Romanowski	Bill	LB	Boston College	1988–93	53
Roskie	Ken	FB	South Carolina	1946	74
Rossum	Allen	KR/PR	Notre Dame	2008–09	20
Rubke	Karl	C	USC	1957–60, 62–63, '65	52
Rubio	Angel	DT	Southeast Missouri St.	1998	91
Rucka	Leo	C	Rice	1956	50
Rudolph	Joe	G	Wisconsin	1997	60
Ruhman	Chris	T	Texas A&M	1998	71
Rumph	Mike	CB	Miami (Fla.)	2002–05	24
Runager	Max	P	South Carolina	1984–88	4
Ruskusky	Roy	E	St. Mary's	1946	52
Russell	Damien	S	Virginia Tech	1993	38
Ryan	Sean	TE	Boston College	2008	81

S

Sabuco	Tino	C	San Francisco	1949	24
Sagely	Floyd	E	Arkansas	1954–56	89
Salata	Paul	E	USC	1949–50	55
Salmon	Mike	DB	USC	1996	30
Sanders	Deion	DB	Florida State	1994	21
Sandifer	Bill	DT	UCLA	1974–76	60
Sandifer	Dan	HB	LSU	1950	81
Santos	Todd	QB	San Diego State	1988	7
Sapolu	Jesse	C/G	Hawaii	1983–97	61
Sardisco	Tony	G	Tulane	1956	65
Satterfield	Alf	T	Vanderbilt	1947	48
Saunders	John	DB	Toledo	1974–75	33
Saylor	Jace	DE	Michigan State	2003	77
Schabarum	Pete	HB	California	1951, 53–54	44, 88
Schiechl	John	C	Santa Clara	1947	24
Schlecht	John	DT	Minnesota	2001–02	93
Schmidt	Henry	T	USC–Trinity (Tex.)	1959–60	74
Schmitt	Ricky	K	Shepherd	2009	2
Schreiber	Larry	RB	Tennessee Tech	1971–75	35
Schulters	Lance	S	Hofstra	1998–01	30
Schwantz	Jim	LB	Purdue	1997	52
Scoggins	Eric	LB	USC	1982	63
Scotti	Ben	HB	Maryland	1964	28, 48
Scrafford	Kirk	OL	Montana	1995–98	76
Seabron	Thomas	LB	Michigan	1979–80	53
Seal	Paul	TE	Michigan	1977–79	85
Seigler	Richard	LB	Oregon State	2004–05	54
Serwanga	Wasswa	CB	UCLA	1999	43
Setzer	Bobby	DE	Boise State	2001–02	90
Seymour	Ryan	G	Vanderbilt	2013	62
Sharkey	Ed	G	Duke/Nevada	1955–56	63
Shaw	Charles	G	Oklahoma State	1950	31

Last	First	Position	College	Years	Jersey #	Last	First	Position	College	Years	Jersey #
Shaw	Josh	DT	Michigan State	2002	93	Steitz	Nick	G	Oregon	2006	74
Shell	Todd	LB	BYU	1984–87	90	Stenstrom	Steve	QB	Stanford	1999	18
Shelley	Jo Nathan	CB	Mississippi	1987	30	Stephenson	Milford	G/T	Kansas State	2001–02	64
Shepherd	JaCorey	CB	Kansas	2016–*	38	Steptoe	Jack	WR	Utah	1978	87
Sheriff	Stan	LB	Cal Poly–SLO	1956–57	50	Stevens	Mark	QB	Utah	1987	7
Sherrard	Mike	WR	UCLA	1989–92	88	Stewart	Daleroy	DT	Southern Mississippi	2004	64
Shields	Billy	T	Georgia Tech	1984	67	Stewart	Quincy	LB	Louisiana Tech	2001–02	54
Shoener	Hal	E	Iowa	1948–50	52	Stickles	Monty	E	Notre Dame	1960–67	85
Shumann	Mike	WR	Florida State	1978–79, '81	84	Stidham	Howard	LB	Tennessee Tech	1977	58
Shumon	Ron	LB	Wichita State	1979	50	Stits	Bill	DB	UCLA	1957–58	20
Sieminski	Charlie	T	Penn State	1963–65	65	Stokes	J.J.	WR	UCLA	1995–02	83
Siglar	Ricky	G/T	San Jose State	1990	63	Stolhandske	Tom	LB	Texas	1955	86
Silas	Sam	DE	Southern Illinois	1969–70	78	Stone	Ron	G	Boston College	2002–03	65
Silberman	Ian	OL	Boston College	2015	62	Stover	Jeff	DE	Oregon	1982–88	72
Simonton	Ken	RB	Oklahoma State	2004	30	Streater	Rod	WR	Temple	2016–*	81
Simpson	Jerome	WR	Coastal Carolina	2015	14	Streets	Tai	WR	Michigan	1999–03	89
Simpson	Mike	DB	Houston	1970–73	38	Strickland	Bishop	FB	South Carolina	1951	75
Simpson	O.J.	RB	USC	1978–79	32	Strickland	Donald	CB	Colorado	2006–08	30
Sims	Barry	T	Utah	2008–10	65	Strong	Frank	LB	USC	2002	58
Singleton	Nate	WR	Grambling	1993–96	88	Strong	Jim	RB	Houston	1970	28
Singleton	Ron	T	Grambling	1977–80	67	Stroth	Vince	T	BYU	1985	60
Sitko	Emil	HB	Notre Dame	1950	82	Strzykalski	John	HB	Marquette	1946–52	45
Skaugstad	Daryle	DT	California	1983	78	Stubblefield	Dana	DT	Kansas	1993–97, 2001–02	94
Skelton	John	QB	Fordham	2013	18	Stubbs	Daniel	DE	Miami (Fla.)	1988–89	96
Skov	Shayne	LB	Stanford	2015–*	56	Stuckey	Jim	DE	Clemson	1980–85	79
Skuta	Dan	LB	Grand Valley State	2013–14	51	Stupar	Nate	LB	Penn State	2013	56
Slaughter	T.J.	LB	Southern Mississippi	2006	52	Sullivan	Bob	HB	Holy Cross	1948	94
Smelter	DeAndre	WR	Georgia Tech	2016–*	18	Sullivan	John	S	California	1987	43
Smerlas	Fred	NT	Boston College	1990	76	Sunseri	Vinnie	S	Alabama	2016–*	40
Smiley	Justin	G	Alabama	2004–07	65	Susoeff	Nick	E	Washington State	1946–49	58
Smith	Aldon	LB	Missouri	2011–14	99	Sutherland	Vinny	KR/HB	Purdue	2001, '02 (P)	14, 25, 85
Smith	Alex	QB	Utah	2005–12	11	Sutro	John	T	San Jose State	1962	68
Smith	Alfonso	RB	Kentucky	2014	38	Suttle	Jason	CB	Wisconsin	2001	35
Smith	Artie	DL	Louisiana Tech	1993–94	95	Swain	Brett	WR	San Diego State	2011	18
Smith	Charles	E	Abilene Christian	1956	80	Swift	Justin	TE	Kansas State	2000–02	88
Smith	Corey	DE	North Carolina State	2004–05	58, 71	Swinford	Wayne	DB	Georgia	1965–67	23
Smith	Derek	LB	Arizona State	2001–07	50	Sydney	Harry	FB	Kansas	1987–91	24
Smith	Ernie	HB	Compton J.C.	1955–56	42						
Smith	Frankie	CB	Baylor	1996–97	27, 29	T					
Smith	George	C	California	1947	23, 25	Tamm	Ralph	G	West Chester	1992–94	64
Smith	Irv	TE	Notre Dame	1998	82	Tanner	Hamp	T	Georgia	1951	46, 77
Smith	J.D.	HB	North Carolina A&T	1956–64	24	Tanner	Phillip	RB	Middle Tennessee State	2014	48
Smith	Jerry	G	Wisconsin	1952–53	69	Tartt	Jaquiski	S	Samford	2015–*	29
Smith	Justin	DT	Missouri	2008–14	94	Tausch	Terry	G	Texas	1989	66
Smith	Keith	CB	McNeese State	2009	20	Tautolo	Terry	LB	UCLA	1980–81	50
Smith	Noland	RB	Tennessee State	1969	1	Taylor	Brian	S	Oregon State	1993	47
Smith	Paul	RB	UTEP	2000–02	27	Taylor	Bruce	CB	Boston	1970–77	44
Smith	Reggie	CB	Oklahoma	2008–11	30	Taylor	Curtis	S	LSU	2009–10	28
Smith	Steve	E	Michigan	1966–67	86	Taylor	John	WR	Delaware State	1986–95	82
Smith	Torrey	WR	Maryland	2015–*	82	Taylor	Roosevelt	S	Grambling	1969–71	25
Smith	Trent	TE	Oklahoma	2005	48	Teresa	Tony	HB	San Jose State	1958	26
Smith	Troy	QB	Ohio State	2010	1	Theus	John	OL	Georgia	2016–*	71
Snead	Norman	QB	Wake Forest	1974–75	16	Thomas	Aaron	E	Oregon State	1961	89
Sniadecki	Jim	LB	Indiana	1969–73	58	Thomas	Brandon	G	Clemson	2015	60
Snyder	Adam	T/G	Oregon	2005–11, '13	68	Thomas	Chase	LB	Stanford	2014	58
Solomon	Freddie	WR	Tampa	1978–85	88	Thomas	Chris	WR	Cal Poly–SLO	1995	89
Soltau	Gordy	E	Minnesota	1950–58	51, 82	Thomas	Chuck	C	Oklahoma	1987–92	60
Sopoaga	Isaac	NT	Hawaii	2004–12	90	Thomas	Edward	LB	Georgia Southern	2000	52
Sparks	Dave	G	South Carolina	1951	39, 68	Thomas	Jimmy	RB	Texas–Arlington	1969–73	24
Spence	Julian	HB	Sam Houston	1957	40	Thomas	John	T	Pacific	1958–67	78
Spencer	Shawntae	CB	Pittsburgh	2004–11	36	Thomas	Lynn	DB	Pittsburgh	1981–82	28
Spikes	Takeo	LB	Auburn	2008–10	51	Thomas	Mark	DE	North Carolina State	1992–95	72
Spillman	C.J.	S	Marshall	2010–13	27	Thomas	Pierre	RB	Illinois	2015	32
Spurlock	Micheal	WR	Mississippi	2009	18	Thompson	Dylan	QB	South Carolina	2015	13
Spurrier	Steve	QB	Florida	1967–75	11	Thompson	Tommy	P	Oregon	1995–98	3
St. Clair	Bob	T	San Francisco–Tulsa	1953–64	79	Thornburg	Jeremy	S	Northern Arizona	2005	45
Staley	Joe	T	Central Michigan	2007–*	74	Thornton	Bruce	CB	Georgia	2005	26
Standifer	Bob	NT	Tenn.–Chattanooga	1987	79	Thornton	Rupe	G	Santa Clara	1946–47	35, 46
Standlee	Norm	FB	Stanford	1946–52	32, 72	Threadgill	Bruce	S	Mississippi State	1978	23
Stanley	Chad	P	Stephen F. Austin	1999–00	4	Tidwell	Billy	HB	Texas A&M	1954	24
Stanley	Matt	FB	UCLA	2004	44	Tillman	Spencer	HB	Oklahoma	1989–91	23

Last	First	Position	College	Years	Jersey #
Tiller	Andrew	G	Syracuse	2014–*	61
Times	Kenny	DT	Southern	1980	60
Titchenal	Bob	E	San Jose State	1946	51
Tittle	Y.A.	QB	LSU	1951–60	14, 64
Tolzien	Scott	QB	Wisconsin	2011–12	3
Toneff	Bob	T	Notre Dame	1952, 54–59	62, 74
Torretta	Gino	QB	Miami (Fla.)	1996	13
Torrey	Andre	LB	Arizona	2006	55
Trimble	Wayne	DB	Alabama	1967	24
Tubbs	Jerry	LB	Oklahoma	1958–59	50
Tubbs	Winfred	LB	Texas	1998–00	55
Tucker	B.J.	CB	Wisconsin	2005–07	22, 30
Tucker	Bill	RB	Tennessee A&I	1967–70	45
Tuiasosopo	Manu	DT	UCLA	1984–86	78
Tukuafu	Will	DT/FB	Oregon	2010–13, '13–14	92, 48
Turner	Keena	LB	Purdue	1980–90	58
Turner	Odessa	WR	Northwestern Louisiana	1992–93	86
Tyler	Wendell	RB	UCLA	1983–86	26

U

Ulbrich	Jeff	LB	Hawaii	2000–09	53
Ulmer	Artie	LB	Valdosta State	2000	50
Uwaezuoke	Iheanyi	WR	California	1996–98	89

V

Van Doren	Bob	E	USC	1953	89
Vanderbundt	Skip	LB	Oregon State	1968–77	52
Varajon	Mike	FB	Toledo	1987	48
Vardell	Tommy	RB	Stanford	1996, '99	44
Vaughan	Ruben	DT	Colorado	1979	72
Vaughn	Vickiel	S	Arkansas	2006	32
Vaught	Ted	E	TCU	1953	89
Ventrone	Bubba	S	Villanova	2013, 2014	41, 23
Veris	Garin	DE	Stanford	1992	93
Vetrano	Joe	HB	Southern Mississippi	1946–49	82
Vincent	Ted	DT	Wichita State	1979–80	66, 75
Visger	George	DT	Colorado	1980	63
Vollenweider	Jim	FB	Miami (Fla.)	1962–63	33

W

Wagner	Lowell	HB	USC	1949–53, '55	42, 92
Walker	Aaron	TE	Florida	2003–05	49
Walker	Adam	RB	Pittsburgh	1992–95	27
Walker	Darnell	CB	Oklahoma	1997–99	38
Walker	Delanie	TE	Central Missouri	2006–12	46
Walker	Derek	DT	Illinois	2009	78
Walker	Elliott	RB	Pittsburgh	1978	35
Walker	Val Joe	HB	SMU	1957	44
Wallace	Bev	QB	Compton J.C.	1947–49	64
Wallace	Cody	C	Texas A&M	2008–09	59
Wallace	Steve	T	Auburn	1986–96	74
Walls	Wesley	TE	Mississippi	1989–93	89
Walter	Mike	LB	Oregon	1984–93	99
Ward	Chad	G	Washington	2001	68
Ward	Jimmie	DB	Northern Illinois	2014–*	25
Ware	Kevin	TE	Washington	2004	47

Last	First	Position	College	Years	Jersey #
Warren	Terrance	WR	Hampton	1995	19
Washington	Dave	LB	Alcorn A&M	1975–77	50
Washington	Gene	WR	Stanford	1969–77	18
Washington	Marvin	DE	Idaho	1997, 99	95
Washington	Ted	NT/DE	Louisville	1991–93	97
Washington	Tim	CB	Fresno State	1982	46
Washington	Vic	RB	Wyoming	1971–73	22
Waters	Bob	QB	Presbyterian	1960–64	11
Watson	John	T	Oklahoma	1971–76	67
Watters	Ricky	RB	Notre Dame	1991–94	32
Waymer	Dave	DB	Notre Dame	1990–91	43
Weaver	Jed	TE	Oregon	2003	88
Webb	Jimmy	DT	Mississippi State	1975–80	74
Webster	Jason	CB	Texas A&M	2000–03	36
Weinke	Chris	QB	Florida State	2007	17
Wells	Mike	TE	San Diego State	1987	40
Wells	Ray	LB	Arizona	2004–05	59
Wersching	Ray	K	California	1977–87	14
Wesley	Joe	LB	LSU	1999	56
West	Robert	WR	San Diego State	1974	85
Westbrook	Brian	RB	Villanova	2010	20
White	Bob	HB	Stanford	1951–52	25, 85
White	DeAndrew	WR	Alabama	2015	18
Whiting	Brandon	DE	California	2004	94
Whitmore	David	S	Stephen F. Austin	1991–92	41
Whitner	Donte	S	Ohio State	2011–13	31
Wilcox	Dave	LB	Oregon	1964–74	64
Wilhelm	Matt	LB	Ohio State	2009	57
Wilhoite	Michael	LB	Washburn	2012–*	57
Wilkerson	Jerry	DE	Oregon State	1980	60, 66
Wilkins	David	LB	Eastern Kentucky	1992	66
Wilkins	Gabe	DE	Gardner–Webb	1998–99	98
Wilkins	Jeff	K	Youngstown State	1995–96	14
Wilks	Greg	LB	Montana State	1987	99
Willard	Ken	FB	North Carolina	1965–73	40
Williams	Alfred	DE	Colorado	1995	91
Williams	Andrew	DE	Miami (Fla.)	2003–05	94, 99
Williams	Brandon	WR	Wisconsin	2006–07	17, 81
Williams	Chad	S	Southern Mississippi	2006	25
Williams	Dave	RB	Colorado	1977–78	30
Williams	Delvin	RB	Kansas	1974–77	24
Williams	Gerard	DB	Langston	1979–80	29
Williams	Herb	CB	Southern	1980	23
Williams	Howie	HB	Howard	1963	28
Williams	Ian	NT	Notre Dame	2011–16	93
Williams	James	LB	Mississippi State	1997–98	27
Williams	James	DB	Fresno State	1996	53
Williams	Jamie	TE	Nebraska	1989–93	81
Williams	Jimmy	CB	Vanderbilt	2001–04	23
Williams	John	HB	USC	1954	25
Williams	Joel	C	Texas	1948	22
Williams	Kevin	WR/KR	Miami (Fla.)	2000	82
Williams	Kyle	WR	Arizona State	2010–13	10
Williams	Madieu	S	Maryland	2011	20
Williams	Melvin	DE	Kansas State	2004	71
Williams	Michael	CB	UCLA	1995	45
Williams	Newton	RB	Arizona State	1982	45

Last	First	Position	College	Years	Jersey #
Williams	Renauld	LB	Hofstra	2005–06	59
Williams	Robert	CB	North Carolina	1999	24
Williams	Roy	T	Pacific	1963–64	66
Williams	Vince	FB	Oregon	1982–83	40
Williamson	Carlton	S	Pittsburgh	1981–88	27
Willig	Matt	T	USC	2000–02	77
Willis	Jamal	RB	BYU	1995–96	24
Willis	Patrick	LB	Mississippi	2007–14	52
Wilmsmeyer	Klaus	P	Louisville	1992–94	10
Wilson	Billy	E	San Jose State	1951–60	52, 84
Wilson	Jim	G	Georgia	1965–66	63
Wilson	Troy	DE	Pittsburg State	1993–94, 2001	71, 92
Wilson	Karl	DL	LSU	1993	77
Wilson	Jerry	LB	Auburn	1960	82
Wilson	Cedrick	WR	Tennessee	2001–04	84
Wilson	Mike	WR	Washington State	1981–90	85
Winborn	Jamie	LB	Vanderbilt	2001–05	55
Windsor	Bob	E	Kentucky	1967–71	89
Winston	Lloyd	FB	USC	1962–63	32
Wismann	Pete	LB	St. Louis	1949–52, 54	22, 52
Witcher	Dick	E	UCLA	1966–73	34, 88
Wittenborn	John	G	Southeast Missouri	1958–60	66
Wittum	Tom	P	Northern Illinois	1973–77	13
Woitt	John	DB	Mississippi State	1968–69	48
Wondolowski	Bill	WR	Eastern Montana	1969	33
Woodall	Lee	LB	West Chester	1994–99	54
Woods	Don	RB	New Mexico	1980	47
Woods	Rashaun	WR	Oklahoma State	2004–05	81
Woodson	Rod	CB	Purdue	1997	26
Woodson	Abe	DB	Illinois	1958–64	40
Woudenberg	John	T	Denver	1946–49	41

Last	First	Position	College	Years	Jersey #
Wragge	Tony	G	New Mexico State	2005–10	69
Wright	Eric	CB	UNLV	2013	30
Wright	Eric	CB	Missouri	1981–90	21
Wright	Shareece	CB	USC	2015	24
Wynn	DeShawn	RB	Florida	2010	29

Y

Yonamine	Wally	HB	Farrington High (HI.)	1947	94
Young	Steve	QB	BYU	1987–99	8
Young	Charle	TE	USC	1980–82	86
Young	Bryant	DT	Notre Dame	1994–07	97
Youngelman	Sid	T	Alabama	1955	77
Yowarsky	Walt	C	Kentucky	1958	58

Z

Zamlynski	Zigmond	HB	Villanova	1946	71
Zeigler	Dominique	WR	Baylor	2008, 2010	17
Zelenka	Joe	LS	Wake Forest	1999	52
Zendejas	Tony	K	Nevada	1995	7

ALL-TIME PRACTICE SQUAD ROSTER SINCE 1993

A				
Last	First	Position	College	Years
Adams	Mike	FS	Delaware	2004
Alcorn	Zac	TE	Black Hills State	2007
Allen	Bosley	WR	North Carolina	2003
Allen	Brian	RB	Stanford	2005
Amundson	Allan	RB	Oregon	2003
Anderson	Dres	WR	Utah	2016
Anderson	Morris	WR	Baylor	1999
Anelli	Mark	TE	Wisconsin	2002
Archibald	Ben	T	Brigham Young	2003
Armstrong	Antonio	DE	Texas A&M	1995

B				
Bakhtiari	Eric	LB	San Diego	2008, 2010
Balducci	Alex	OL	Oregon	2016
Ball	Marcus	S	Memphis	2016
Barton	Kirk	T	Ohio State	2009
Bateman	Eric	T	Brigham Young	1998
Beeler	Chase	C	Stanford	2011
Bell	Shonn	TE	Virginia–Wise	2000
Bethel–Thompson	McLeod	QB	Sacramento State	2013, 2015
Bing	Darnell	OLB	USC	2007
Birdine	Larry	DE	Oklahoma	2008
Blades	Al	DB	Miami	2001
Blevins	Tony	FS	Kansas	1998
Boone	Alex	T	Ohio State	2009
Bradford	Mark	WR	Stanford	2008
Bradley	Mario	DB	USC	1997
Branch	Darrick	WR	Hawaii	1995
Brewer	C.J.	WR	Wyoming	2006
Briggs	Diyral	OLB	Bowling Green	2009
Bristol	Mark	T	Mansfield	2001
Brock	Tramaine	CB	Belhaven	2010
Brown	Darwin	CB	Texas Tech	1999
Brown	Jarrett	QB	West Virginia	2010
Browning	Alfonzo	WR	Kentucky	1994–95
Bruce	Arland	WR	Minnesota	2003
Bryant	Junior	DT	Notre Dame	1994
Burnett	Bryce	TE	San Jose State	1994
Burnett	Martail	DE	Utah	2009
Butler	Carson	TE	Michigan	2009
Bykowski	Carter	T	Iowa State	2013–14

C				
Caldwell	Mike	WR	California	1994–95
Campbell	DiAndre	WR	Washington	2015–16
Carr	William	DT	Michigan	2000
Carrier	Derek	TE	Beloit	2013
Carter	Dwight	WR	Hawaii	2000
Carter	Eric	DB	Knoxville	1996
Casey	Chance	CB	Baylor	2014
Caulcrick	Jehuu	RB	Michigan State	2010
Childers	Jamie	TE	Coastal Carolina	2015
Childress	O.J.	LB	Clemson	2000
Chubb	Brandon	LB	Wake Forest	2016
Clayton	Carey	C	Texas–El Paso	2001
Clayton	Thomas	RB	Kansas State	2007–08
Cleveland	Asante	TE	Miami	2014
Cloherly	Colin	TE	Brown	2010
Cloman	Scott	WR	Southern U.	2002–03
Coleman	Herbert	DE	Trinity, Ill.	1995
Collins	Dobson	WR	Gardner–Webb	2009
Cooper	Fahn	OL	Mississippi	2016
Cooper	Josh	DE	Mississippi	2004
Cooper	Roger	LB	Montana State	2005
Crecion	Gabe	TE	UCLA	2004
<i>Cromartie</i>	<i>Marcus</i>	<i>CB</i>	<i>Wisconsin</i>	<i>2014–15</i>
Cunningham	Alonzo	G	Iowa	2003–04
Curry	Markus	CB	Michigan	2007

Players Currently on the 49ers Roster in Italics

D				
Last	First	Position	College	Years
Dahl	Harvey	G	Nevada	2005, 2007
Davis	Bruce	OLB	UCLA	2010, 2012
<i>Davis</i>	<i>Chris</i>	<i>CB</i>	<i>Auburn</i>	<i>2015</i>
Davis	Ennis	DT	USC	2001
Davis	Jerome	T	Minnesota	2002–03
Davis	Nate	QB	Ball State	2010
Davison	Jerone	RB	Arizona State	1995
Dildine	Steve	LB	Washington State	2007
Divens	Lamar	DL	Tennessee State	2012
Doman	Brandon	QB	Brigham Young	2004
Draft	Chris	OLB	Stanford	1999
Duckett	Damane	DT	East Carolina	2006–07

E				
Eiland	Deandre	S	South Carolina	2005
Ellison	Atiyyah	DT	Missouri	2008
Elmore	Ricky	LB	Arizona	2011
Emanuel	Ben	S	UCLA	2005
Estrada	Sean	T	Pennsylvania	2007

F				
Farris	Jimmy	WR	Montana	2001
Feugill	John	T	Maryland	2002
Fields	Chafie	WR	Penn State	2000
Finley	Joe Jon	TE	Oklahoma	2008–09
Fleck	P.J.	WR	Northern Illinois	2004
Folkerts	Brian	C	Washburn	2015
Fountaine	Jamal	DE	Washington	1994
Frazier	Mose	WR	Memphis	2016
Fullington	John	T	Washington State	2014
Fuller	Cameron	CB	New Mexico State	2014
Fulton	Xavier	T	Illinois	2010

G				
Gaskins	Kendall	RB	Richmond	2014–15
Gentry	Josh	LB	Indianapolis	2000
Grant	Bakari	WR	California–Davis	2010
Grant	Curtis	LB	Ohio State	2016
Grant	Larry	LB	Ohio State	2008
Grieb	Mike	TE	UCLA	1999
Grimble	Xavier	TE	USC	2014

H				
Hairston	Jason	LB	California–Davis	1995
Hall	Chad	WR	Air Force	2012
Hall	Derek	T	Stanford	2011
Hall	Lamont	TE	Clemson	1999
Hamdan	Gibran	QB	Indiana	2006
<i>Hamm</i>	<i>Je'Ron</i>	<i>TE</i>	<i>Louisiana–Monroe</i>	<i>2016</i>
Hampton	Jewel	RB	Southern Illinois	2013
Hannon	Chris	WR	Tennessee	2008
Hanson	Joselio	CB	Texas Tech	2003
Harden	Michael	CB	Missouri	2005
<i>Harper</i>	<i>Chris</i>	<i>WR</i>	<i>California</i>	<i>2016</i>
<i>Harris</i>	<i>DuJuan</i>	<i>RB</i>	<i>Troy</i>	<i>2016</i>
Harris	Mark	WR	Stanford	1996
Hastings	Joe	WR	Washburn	2011
Hawkins	Donald	T	Texas	2015
Hawkinson	Tanner	T	Kansas	2015
Hayne	Jarryd	RB	No College	2015
Heard	Ronnie	S	Mississippi	2000
Herold	Zac	TE	Nebraska–Omaha	2007
Herrion	Thomas	G	Utah	2004
Herzing	Adam	WR	Cal Poly–SLO	2003
Hicks	Maurice	RB	North Carolina A&T	2004
Hill	Kahlil	WR	Iowa	2003
Hoffman–Ellis	Alex	LB	Washington State	2012
Holloway	Menson	DE	Texas–El Paso	2001
Holmes	Louis	DE	Arizona	2008
Hopson	Tyrone	G	Eastern Kentucky	2000
Howell	Nick	T	USC	2010
Hunter	Brice	WR	Georgia	1996

I				
Last	First	Position	College	Years
Isom	Jasen	FB	Western Illinois	2002–03
Ivlow	John	RB	Colorado State	1994
<i>Iworah</i>	<i>Prince Charles</i>	<i>CB</i>	<i>Western Kentucky</i>	<i>2016</i>
Iwuchukwu	Bobby	LB	Purdue	2006

J				
Jacobs	Chuck	WR	Utah State	2013
Jarrett	Craig	P	Michigan State	2002
Jensen	Erik	TE	Iowa	2004
<i>Jerod–Eddie</i>	<i>Tony</i>	<i>DT</i>	<i>Texas A&M</i>	<i>2012</i>
Johnson	Ian	RB	Boise State	2011
Johnson	Cam	LB	Virginia	2012
Jones	Colin	FS	Texas Christian	2011
Jones	Jim	G	Notre Dame	2005
Jordan	James	WR	Louisiana Tech	2002–03
Josue	Steve	LB	Carson–Newman	2004
Jurovich	Kevin	WR	San Jose State	2010

K				
Katnik	Norm	G	USC	2005
Keasey	Zak	FB	Princeton	2005–07
Keith	John	S	Furman	2002–03
Kelly	Colin	OL	Oregon State	2016
Keneley	Matt	DT	USC	1999–00
Kobdich	Josh	T	Fresno State	1999
Kopa	Matt	T	Stanford	2010
Kristick	Keaton	LB	Oregon State	2010
Kuehl	Ryan	LS	Virginia	1995

L				
Lamb	Marc	T	Montana	1997
Landolt	Dennis	G	Penn State	2010
Landry	Michael	DE	Southern U.	2003–04
Lattimore	Keon	RB	Maryland	2009
Ledford	Dwayne	C	East Carolina	1999
Lee	Austin	DE	Stanford	2002–03
LeGree	Mark	DB	Appalachian State	2011
Leonhardt	Brian	TE	Bemidji State	2015
Lewis	Jermaine	WR	Western Michigan	2003
Lewis	Jonas	RB	San Diego State	2000
Lewis	Lance	WR	East Carolina	2014
Lockett	Aaron	WR	Kansas State	2002
Lockett	Ricardo	WR	Fort Valley State	2012
Long	Lance	WR	Mississippi State	2010

M				
Malveaux	Kelly	CB	Arizona	1998
Manuel	Sam	LB	New Mexico State	1996
Maragos	Chris	DB	Wisconsin	2010
Martin	Chris	T	Central Florida	2014
Masifilo	Matthew	DT	Stanford	2012
Matthews	John	WR	San Diego	2011
Maxwell	Marcus	WR	Oregon	2005–06
McFadden	Leon	CB	San Diego State	2014
McGuirk	Pat	DB	Cal Poly–SLO	1995–96
McKenzie	Kevin	WR	Washington State	1998
<i>McManis</i>	<i>Wynton</i>	<i>LB</i>	<i>Memphis</i>	<i>2016</i>
Miller	Brit	FB	Illinois	2009
Mincey	Jeremy	DE	Florida	2006
Miranda	Paul	CB	Central Florida	2000
Mitchell	Khalif	DT	East Carolina	2009
Moore	Jason	FS	San Diego State	2000
Morris	Darryl	CB	Texas State	2013
Mostert	Raheem	RB	Purdue	2016

N				
Nelms	Cory	DB	Miami	2011
Netter	Al	G	Northwestern	2012–13
Newberry	Jared	LB	Stanford	2006
Noble	Brandon	DT	Penn State	1997–98

O				
Last	First	Position	College	Years
Okoye	Lawrence	DL	No College	2014
Olivo	Brock	FB	Missouri	1998
Olson	Drew	QB	UCLA	2007
Omameh	Patrick	G	Michigan	2013
Omon	Xavier	RB	Northwest Missouri St.	2010–11

P				
Palmer	Nathan	WR	Northern Illinois	2012
Parks	Nathan	C	Stanford	2001
Pay	Garry	C	Brigham Young	1994
Peters	Scott	C	Arizona State	2004
Pitts	Stephen	RB	Penn State	1996
Posey	Jeff	OLB	Southern Mississippi	1997
Price	Norman	OL	Southern Mississippi	2016
Provost	Tim	T	San Jose State	2004
<i>Purcell</i>	<i>Mike</i>	<i>NT</i>	<i>Wyoming</i>	<i>2013–14</i>

R				
Rabb	Jerard	WR	Boise State	2007
Rabe	Russel	DE	Minnesota–Duluth	2006
Radovich	Drew	T	USC	2009
Ramsey	Kaleb	DT	Boston College	2015
Reed	D'Aundre	LB	Arizona	2013
Reed	Rayshun	DB	Troy	2004
Reese	Albert	DT	Grambling	1996–97
Reese	Marcus	LB	UCLA	2003
Renteria	D.J.	DT	New Mexico	2004
Reuland	Konrad	TE	Stanford	2011
Richie	David	DT	Washington	1998
Rodgers	Cory	WR	Texas Christian	2006
Roland	Justin	LB	Kansas State	2008
Rubio	Angel	DE	S.E. Missouri	1998
Rush	Marcus	LB	Michigan State	2015–16
Rutherford	Reynard	RB	California	1996–97

S				
Salmon	Mike	DB	USC	1996
Sanders	Darryl	DE	Virginia	2002
Scaccia	Fabrizio	K	No College	2010
Scharff	Scott	DE	Stanford	2005
Sebetic	Kyle	CB	Dayton	2015
Serwanga	Wasswa	CB	UCLA	1999
Shaw	Josh	DT	Michigan State	2003
Shearer	Curtis	WR	San Diego State	1996–97
Sheets	Kory	RB	Purdue	2009
Simmons	Monte	LB	Kent State	2011
Simonton	Ken	RB	Oregon State	2004
<i>Skov</i>	<i>Shayne</i>	<i>LB</i>	<i>Stanford</i>	<i>2014, 2016</i>
<i>Smelter</i>	<i>DeAndre</i>	<i>WR</i>	<i>Georgia Tech</i>	<i>2016</i>
Smith	Garrison	NT	Georgia	2014–15
Smith	Harrison	DB	California	2006
Smith	Jonathan	RB	Washington State	2004
Smith	Trent	TE	Oklahoma	2005
Smith	Tyrone	DB	Baylor	1996, 1998
Smith	Tyson	LB	Iowa State	2007
Snyder	Kevin	LB	Rutgers	2015
Sobieski	Ben	G	Iowa	2005
Stanley	Matt	FB	UCLA	2004
Stanley	Ronald	LB	Michigan State	2005
Steele	Ben	TE	Mesa State	2002
Stephenson	Milford	T	Kansas State	2001
Stewart	Carl	RB	Auburn	2008
Strickland	Vernon	LB	Georgia Tech	1998
Suisham	Shaun	K	Bowling Green	2006
<i>Sunseri</i>	<i>Vinnie</i>	<i>S</i>	<i>Alabama</i>	<i>2016</i>
Swaggert	Brent	T	Montana State	2004
Swanson	Dax	CB	Sam Houston State	2013
Swanson	Pete	G	Stanford	1999
Swift	Justin	TE	Kansas State	1999

T

Last	First	Position	College	Years
Taylor	Curtis	S	LSU	2012
Taylor	Kelvin	RB	Florida	2016
Taylor	Kerry	WR	Arizona State	2011
Tenner	Jason	DT	Villanova	1999
Thomas	Chase	LB	Stanford	2014
Thomas	Duke	CB	Texas	2016
Thomas	Edward	OLB	Georgia Southern	2000
Thomas	Michael	S	Stanford	2012–13
Thompson	Dylan	QB	South Carolina	2015
Thornton	Bruce	CB	Georgia	2005
Thornton	Carlos	DE	Alcorn State	1997
<i>Tiller</i>	<i>Andrew</i>	<i>G</i>	<i>Syracuse</i>	<i>2014–15</i>
Toledo	Joe	T	Washington	2008
Toliver	Antoine	WR	Bethune–Cookman	2002
Treaudo	Ahmad	CB	Southern U.	2005
Tucker	B.J.	CB	Wisconsin	2005–06
Tukuafu	Will	DE	Oregon	2010
Tuzilli	Andrew	WR	Rutgers	2015

U

Ulmer	Artie	OLB	Valdosta State	2000
-------	-------	-----	----------------	------

V

Van Dyk	Mitchell	OL	Portland State	2016
----------------	-----------------	-----------	-----------------------	-------------

W

Wallace	Larry	WR	USC	1994
Washington	Mark	LB	Texas State	2007
Washington	Tavares	T	Florida	2006–07
Wesley	Joe	LB	LSU	1999
Whitehead	Jermaine	S	Auburn	2015
Whitley	Eddie	CB	Virginia Tech	2012
Wiggins	Kenny	T	Fresno State	2012
Wilder	Sam	T	Colorado	2005–06
<i>Wilhoite</i>	<i>Michael</i>	<i>LB</i>	<i>Washburn</i>	<i>2011–12</i>
Williams	Brad	C	Notre Dame	2001
Williams	Jimmy	CB	Vanderbilt	2001
Williams	Michael	DB	UCLA	1995
Williams	Renauld	LB	Hofstra	2005–06
Wishom	Jerron	DB	Louisiana Tech	2006
Wright	Rodney	WR	Fresno State	2009
Wright–Fair	Shaumbe	RB	Washington State	1994
Wylie	Devon	WR	Fresno State	2013
Wynn	DeShawn	RB	Florida	2010

Y

Last	First	Position	College	Years
Yates	Max	LB	Marshall	2004

Z

Zeigler	Dominique	WR	Baylor	2007–09
Zeigler	Doug	TE	Mississippi	2004

ALL-TIME UNDRAFTED ROOKIE FREE AGENTS TO MAKE ROSTER

1994

Last	First	Position	College	Years
Barber	Rudy	G	Miami	1994
Carolan	Brett	TE	Washington State	1994–95

1995

Last	First	Position	College	Years
Willis	Jamal	RB	Brigham Young	1995

1996

Last	First	Position	College	Years
Benefield	Daved	LB	Cal State–Northridge	1996
Fiore	Dave	G	Hofstra	1998–2002
Harris	Mark	WR	Stanford	1996–99

1997

Last	First	Position	College	Years
Bradford	Vince	LB	Arkansas	1997
Bronson	Zack	FS	McNeese State	1997–2003

1998

Last	First	Position	College	Years
Blevins	Tony	FS	Kansas	1998
Hobgood–Chittick	Nate	DT	North Carolina	2000
Richey	Wade	K	LSU	1998–2000

1999

Last	First	Position	College	Years
Dercher	Dan	T	Kansas	1999–2000
Garcia	Jeff	QB	San Jose State	1999–2003
Ledford	Dwayne	C	East Carolina	2000, 2003
Stanley	Chad	P	Stephen F. Austin	1999–2000
Wesley	Joe	LB	LSU	1999
Zelenka	Joe	LS	Wake Forest	1999

2000

Last	First	Position	College	Years
Dunlap	London	DE	Texas Christian	2000
Dupree	Terrence	TE	Duke	2000
Heard	Ronnie	SS	Mississippi	2000–04
Killings	Cedric	DT	Carson–Newman	2000
Lewis	Jonas	RB	San Diego State	2000–01
Thomas	Edward	OLB	Georgia Southern	2000

2001

Last	First	Position	College	Years
Baker	Jason	P	Iowa	2001–02
Blades	Al	DB	Miami	2001
Costa	Dave	G	Wisconsin	2001
Elam	Shane	OLB	Mississippi	2001
McCurley	Jeff	C	Pittsburgh	2001
Ray	Ricky	QB	Sacramento State	2001
Schlecht	John	DT	Minnesota	2001
Stephenson	Milford	T	Kansas State	2001
Stewart	Quincy	ILB	Louisiana Tech	2001–02

2002

Last	First	Position	College	Years
Moore	Brandon	ILB	Oklahoma	2002–07
Osika	Craig	G	Indiana	2002
Robertson	Jamal	RB	Ohio Northern	2002–04
Strong	Frank	OLB	USC	2002

2003

Last	First	Position	College	Years
Carpenter	Dwaine	FS	North Carolina A&T	2003–05

2004

Last	First	Position	College	Years
Adams	Mike	FS	Delaware	2004–06
Cooper	Josh	DE	Mississippi	2004
Fleck	P.J.	WR	Northern Illinois	2004
Reed	Rayshun	DB	Troy	2004

2005

Last	First	Position	College	Years
Amey	Otis	WR	Sacramento State	2005
Dahl	Harvey	G	Nevada	2005
Thornburg	Jeremy	FS	Northern Arizona	2005

2009

Last	First	Position	College	Years
Miller	Brit	FB	Illinois	2009
Briggs	Diyral	OLB	Bowling Green	2009
Walker	Derek	DE	Illinois	2009

2010

Last	First	Position	College	Years
Brock	Tramaine	CB	Belhaven	2010–Current
Joseph	Alex	LB	Temple	2010
Kristick	Keaton	LB	Oregon State	2010
Maragos	Chris	DB	Wisconsin	2010
Tukuafu	Will	DE	Oregon	2010–13

2011

Last	First	Position	College	Years
Bogan	Dontavia	WR	South Florida	2011
Dobbs	Demarcus	DE	Georgia	2011–14
Hastings	Joe	WR	Washburn	2011
Tolzien	Scott	QB	Wisconsin	2011–12
Williams	Ian	NT	Notre Dame	2011–16

2012

Last	First	Position	College	Years
Celek	Garrett	TE	Michigan State	2012–Current
Hampton	Jewel	RB	Southern Illinois	2012–13
Jerod–Eddie	Tony	DT	Texas A&M	2012–Current

2013

Last	First	Position	College	Years
McDermott	Kevin	LS	UCLA	2013
Morris	Darryl	CB	Texas State	2013

2014

Last	First	Position	College	Years
Cleveland	Asante	TE	Miami	2014
Farrell	Dillon	G/C	New Mexico	2014
McCray	L.J.	S	Catawba	2014–Current

2015

Last	First	Position	College	Years
Easton	Nick	C	Harvard	2015
Hayne	Jarryd	RB	No College	2015
White	DeAndrew	WR	Alabama	2015–Current

*Players acquired by the 49ers that were undrafted rookie free agents that appeared on the 53–man roster during their respective rookie season.

49ERS STARTERS

1950

Offense

LE	51	Gordy Soltau/
	52	Hal Shoener/
	59	Alex Loyd
LT	41	Don Campora/
	40	Harley Dow
LG	37	Homer Hobbs/
	42	Leo Nomellini
C	23	Bill Johnson
RG	33	Bruno Banducci/
	31	Charles Shaw
RT	46	Clay Matthews/
	43	Ray Collins
RE	53	Alyn Beals
QB	63	Frank Albert
LHB	83	Sam Cathcart/
	93	Jim Cason/
	82	Emil Sitko
RHB	91	John Strzykalski
FB	74	Joe Perry/
	72	Norm Standlee

Defense

LE	52	Hal Shoener
LT	42	Leo Nomellini
MG	34	Visco Grgich
RT	43	Ray Collins
RE	54	Gail Bruce
LLB	71	Verl Lillywhite
MLB	22	Pete Wismann
RLB	72	Norm Standlee/
	73	Don Burke
LW	83	Sam Cathcart
RW	92	Lowell Wagner
S	62	Jim Powers

1951

Offense

LE	51	Gordy Soltau/
	53	Alyn Beals
LT	43	Ray Collins/
	42	Leo Nomellini
LG	37	Nick Feher/
	38	Don Burke
C	23	Bill Johnson
RG	33	Bruno Banducci
RT	42	Leo Nomellini/
	43	Ray Collins
RE	58	Billy Wilson/
	53	Alyn Beals
QB	63	Frank Albert/
	64	Y.A. Tittle
LHB	81	Verl Lillywhite
RHB	91	John Strzykalski/
	88	Pete Schabarum
FB	74	Joe Perry/
	72	Norm Standlee

Defense

LE	47	Ed Henke
LT	43	Ray Collins/
	42	Leo Nomellini
MG	34	Visco Grgich/
	45	Al Carapella/
	32	Bob Downs
RT	42	Leo Nomellini/

	43	Ray Collins
RE	54	Gail Bruce
LLB	72	Norm Standlee/
	62	Jim Powers
MLB	73	Hardy Brown
RLB	22	Pete Wismann/
	81	Verl Lillywhite/
	38	Don Burke
LW	62	Jim Powers/
	83	Rex Berry
RW	92	Lowell Wagner
S	93	Jim Cason

1952

Offense

LE	82	Gordy Soltau/
	85	Bill Jessup/
	24	J.R. Boone
LT	62	Bob Toneff
LG	69	Jerry Smith/
	67	Nick Feher
C	53	Bill Johnson/
	52	Pete Wismann
RG	63	Bruno Banducci
RT	73	Leo Nomellini
RE	84	Billy Wilson
QB	13	Frank Albert/
	14	Y.A. Tittle
LHB	22	Joe Arenas/
	24	J.R. Boone/
	82	Gordy Soltau
RHB	39	Hugh McElhenny
FB	34	Joe Perry

Defense

LE	89	Ed Henke
LT	73	Leo Nomellini
MG	68	Bob Momsen/
	64	Visco Grgich
RT	75	Al Carapella
RE	83	Pat O'Donahue/
	87	Charlie Powell
LLB	15	Jim Powers
MLB	33	Hardy Brown
RLB	68	Don Burke
LW	23	Rex Berry
RW	42	Lowell Wagner
S	43	Jim Cason/
	28	Sam Cathcart

1953

Offense

LE	82	Gordy Soltau
LT	64	Doug Hogland/
	77	Hal Miller
LG	69	Jerry Smith
C	53	Bill Johnson
RG	63	Bruno Banducci
RT	79	Bob St.Clair
RE	84	Billy Wilson
QB	14	Y.A. Tittle/
	15	Jim Powers
LHB	22	Joe Arenas
RHB	39	Hugh McElhenny
FB	34	Joe Perry

Defense

LE	83	Clay Matthews/
	87	Charlie Powell/
	89	Bob Van Doren
LT	73	Leo Nomellini
MG	62	Art Michalik
RT	75	Al Carapella
RE	87	Charlie Powell/
	89	Bob Van Doren
LLB	36	John Morton/
	66	Don Burke
MLB	33	Hardy Brown
RLB	54	Jack Manley
LH	23	Rex Berry
RH	42	Lowell Wagner/
	22	Joe Arenas
S	45	Fred Bruney/
	15	Jim Powers

1954

Offense

LE	82	Gordy Soltau/
	85	Bill Jessup
LT	64	Doug Hogland
LG	67	Nick Feher
C	53	Bill Johnson/
	56	Pete Brown
RG	63	Bruno Banducci/
	65	Ted Connolly
RT	79	Bob St.Clair
RE	84	Billy Wilson
QB	14	Y.A. Tittle/
	43	Jim Cason
LHB	35	John H. Johnson/
	22	Joe Arenas
RHB	39	Hugh McElhenny/
	85	Bill Jessup
FB	34	Joe Perry

Defense

LE	83	Clay Matthews
LT	73	Leo Nomellini
MG	75	Al Carapella/
	62	Art Michalik/
	69	Bob Hantla
RT	76	Marion Campbell/
	75	Al Carapella
RE	86	Jackson Brumfield
LLB	33	Hardy Brown/
	48	Billy Mixon/
	56	Pete Brown
RLB	74	Bob Toneff/
	48	Billy Mixon/
	66	Don Burke
LW	23	Rex Berry/
	44	Pete Schabarum/
	85	Bill Jessup
RW	22	Joe Arenas/
	44	Pete Schabarum
LS	25	John Williams
RS	43	Jim Cason/
	22	Joe Arenas

1955

Offense

LE	82	Gordy Soltau/
	27	Carroll Hardy
LT	73	Leo Nomellini
LG	64	Doug Hogland/
	65	Eldred Kraemer
C	53	Bill Johnson
RG	68	Lou Palatella/
	63	Ed Sharkey
RT	79	Bob St.Clair
RE	84	Billy Wilson
QB	14	Y.A. Tittle
LHB	22	Joe Arenas/
	35	John H. Johnson/
	47	Dicky Moegle/
	39	Hugh McElhenny
RHB	39	Hugh McElhenny/
	27	Carroll Hardy/
	22	Joe Arenas
FB	34	Joe Perry/
	32	Lem Harkey

Defense

LE	83	Clay Matthews
LT	74	Bob Toneff/
	75	Al Carapella
MG	75	Al Carapella/
	69	Bob Hantla/
	86	Tom Stolhandske
RT	76	Marion Campbell
RE	87	Charlie Powell/
	86	Tom Stolhandske
LLB	55	Matt Hazeltine/
	54	Ed Beatty/
	33	Hardy Brown
RLB	33	Hardy Brown/
	69	Bob Hantla
LW	40	George Maderos/
	57	Paul Carr/
	35	John H. Johnson
RW	49	Bob Luna/
	35	John H. Johnson
LS	23	Rex Berry
RS	47	Dicky Moegle/
	49	Bob Luna/
	42	Ernie Smith

1956

Offense

LE	82	Gordy Soltau/
	86	Clyde Conner
LT	78	Bob Cross/
	75	Ed Henke
LG	74	Bob Toneff/
	64	Ed Sharkey/
	64	Ted Connolly/
	68	Lou Palatella
C	53	Bill Johnson/
	52	George Morris
RG	75	Ed Henke/
	74	Bob Toneff/
	64	Ted Connolly/
	68	Lou Palatella
RT	79	Bob St.Clair
RE	84	Billy Wilson

QB	14	Y.A. Tittle/
	11	Earl Morrall
LHB	39	Hugh McElhenny/
	47	Dicky Moegle
RHB	22	Joe Arenas/
	35	John H. Johnson/
	85	Bill Jessup
FB	34	Joe Perry/
	35	John H. Johnson

Defense

LE	77	Bruce Bosley
LT	73	Leo Nomellini
RT	72	Bill Herchman/
	74	Bob Toneff
RE	87	Charlie Powell/
	75	Ed Henke
LLB	50	Stan Sherifff/
	64	Ed Sharkey/
	50	Leo Rucka
MLB	54	Ed Beatty/
	76	John Gonzaga/
	87	Charlie Powell/
	65	Tony Sardisco
RLB	55	Matt Hazeltine/
	52	George Morris
LW	40	George Maderos/
	57	Paul Carr/
	23	Rex Berry
RW	57	Paul Carr/
	42	Ernie Smith
LS	23	Rex Berry/
	27	Bob Holladay
RS	47	Dicky Moegle/
	45	Fred Bruney

1957

Offense

LE	88	Clyde Conner/
	82	Gordy Soltau/
	39	Hugh McElhenny
LT	78	Bob Cross
LG	68	Lou Palatella/
	77	Bruce Bosley
C	53	Frank Morze
RG	64	Ted Connolly/
	68	Lou Palatella/
	77	Bruce Bosley
RT	79	Bob St.Clair/
	70	Tom Dahms/
	76	John Gonzaga
RE	84	Billy Wilson/
	82	Gordy Soltau
QB	14	Y.A. Tittle/
	12	John Brodie
LHB	39	Hugh McElhenny/
	34	Joe Perry
RHB	27	R.C. Owens
FB	32	Gene Babb/
	34	Joe Perry/
	35	Larry Barnes

Defense

LE	75	Ed Henke
LT	73	Leo Nomellini
RT	72	Bill Herchman
RE	74	Bob Toneff

LLB	55	Matt Hazeltine/
	54	Marv Matuszak/
	50	Stan Sheriff
MLB	54	Marv Matuszak/
	52	Karl Rubke
RLB	87	Charlie Powell/
	55	Matt Hazeltine
LW	24	J.D. Smith/
	57	Paul Carr
RW	20	Bill Stits
LS	40	Bob Holladay/
	42	Jim Ridlon/
	44	Val Joe Walker
RS	47	Dicky Moegle/
	44	Val Joe Walker

1958

Offense

LE	88	Clyde Conner
LT	78	Bob Cross/
	76	John Gonzaga
LG	77	Bruce Bosley/
	68	Lou Palatella
C	58	Walt Yowarsky/
	53	Frank Morze/
	52	Karl Rubke/
	68	Lou Palatella
RG	64	Ted Connolly/
	66	John Wittenborn
RT	79	Bob St.Clair
RE	84	Billy Wilson/
	82	Gordy Soltau/
	87	Fred Dugan
QB	12	John Brodie/
	14	Y.A. Tittle
LHB	39	Hugh McElhenny
RHB	27	R.C. Owens
FB	34	Joe Perry

Defense

LE	75	Ed Henke
LT	73	Leo Nomellini
MG	52	Karl Rubke/
	57	Dennit Morris
RT	72	Bill Herchman
RE	74	Bob Toneff
LLB	54	Marv Matuszak/
	50	Jerry Tubbs/
	66	John Wittenborn
RLB	55	Matt Hazeltine
LH	80	Jerry Mertens
RH	20	Bill Stits
LS	42	Jim Ridlon/
	29	Bill Atkins
RS	29	Bill Atkins/
	47	Dicky Moegle/
	42	Jim Ridlon

1959

Offense

LE	88	Clyde Conner/
	87	Fred Dugan/
	27	R.C. Owens/
	47	Dicky Moegle
LT	78	John Thomas/
	76	John Gonzaga
LG	77	Bruce Bosley/
	66	John Wittenborn
C	53	Frank Morze/

	52	Karl Rubke
RG	64	Ted Connolly
RT	79	Bob St.Clair
RE	84	Billy Wilson
QB	14	Y.A. Tittle/
	12	John Brodie
LHB	24	J.D. Smith/
	39	Hugh McElhenny
RHB	39	Hugh McElhenny/
	27	R.C. Owens/
	87	Fred Dugan/
	24	J.D. Smith
FB	34	Joe Perry/
	28	C.R. Roberts

Defense

LE	75	Ed Henke
LT	73	Leo Nomellini
RT	63	Monte Clark/
	74	Henry Schmidt/
	72	Bill Herchman
RE	70	Charlie Krueger
LLB	33	Clancy Osborne/
	52	Karl Rubke
MLB	50	Jerry Tubbs
RLB	55	Matt Hazeltine
LH	80	Jerry Mertens
RH	40	Abe Woodson
LS	25	Dave Baker
RS	44	Eddie Dove

1960

Offense

LE	88	Clyde Conner
LT	78	John Thomas/
	63	Monte Clark
LG	77	Bruce Bosley
C	53	Frank Morze/
	52	Karl Rubke
RG	62	Mike Magac/
	64	Ted Connolly
RT	79	Bob St.Clair/
	76	Len Rohde
RE	85	Monty Stickles/
	87	Dee Mackey
QB	12	John Brodie/
	14	Y.A. Tittle
LHB	39	Hugh McElhenny/
	24	J.D. Smith
RHB	27	R.C. Owens/
	39	Hugh McElhenny
FB	24	J.D. Smith/
	28	C.R. Roberts

Defense

LE	86	Dan Colchico/
	63	Monte Clark
LT	73	Leo Nomellini/
	74	Henry Schmidt
RT	63	Monte Clark/
	53	Frank Morze
RE	70	Charlie Krueger
LLB	83	Gordon Kelley/
	33	Clancy Osborne
MLB	54	Bob Harrison/
	75	Ed Henke
RLB	55	Matt Hazeltine/
	75	Ed Henke
LH	80	Jerry Mertens

RH	40	Abe Woodson
LS	25	Dave Baker/
	42	Jim Ridlon
RS	44	Eddie Dove

1961

Offense

LE	89	Aaron Thomas (6)/
	88	Clyde Conner (5)
LT	78	John Thomas (14)
LG	77	Bruce Bosley (14)
C	53	Frank Morze (14)
RG	64	Ted Connolly (14)
RT	79	Bob St.Clair (12)/
	76	Len Rohde (2)
RE	85	Monty Stickles (14)
QB	12	John Brodie (14)
LHB	24	J.D. Smith (12)/
	40	Abe Woodson (2)
RHB	27	R.C. Owens (13)
FB	32	C.R. Roberts.(10)

Defense

LE	86	Dan Colchico (14)
LT	73	Leo Nomellini (14)
RT	63	Monte Clark (8)/
	70	Charlie Krueger (5)
RE	70	Charlie Krueger (9)/
	60	Roland Lakes (5)
LLB	83	Gordon Kelley (14)/
	33	Clancy Osborne (5)
MLB	54	Bob Harrison (10)/
	66	Carlton Kammerer (4)
4RLB	55	Matt Hazeltine (14)
LH	80	Jerry Mertens (10)/
	40	Abe Woodson (4)
RH	40	Abe Woodson (7)/
	37	Jimmy Johnson (7)
LS	25	Dave Baker (14)
RS	44	Eddie Dove (14)

1962

Offense

LE	88	Clyde Conner (9)/
	85	Monty Stickles (5)
LT	60	Roland Lakes (8)/
	78	John Thomas (6)
LG	62	Mike Magac (14)
C	77	Bruce Bosley (9)/
	52	Karl Rubke (5)
RG	64	Ted Connolly (11)/
	72	Leon Donohue (3)
RT	79	Bob St.Clair (7)/
	76	Len Rohde (5)
RE	85	Monty Stickles (9)/
	30	Bernie Casey (5)
QB	12	John Brodie (14)
LHB	17	Billy Kilmer (10)/
	24	J.D. Smith (1)/
	35	Bobby Gaiters (1)/
	33	Jim Vollenweider (1)/
	88	Clyde Conner (1)
RHB	37	Jimmy Johnson (7)/
	30	Bernie Casey (6)
FB	24	J.D. Smith (13)

Defense

LE	86	Dan Colchico (14)
LT	73	Leo Nomellini (14)
RT	70	Charlie Krueger (13)

RE	74	Clark Miller (11)/
	75	John Mellekus (1)
LLB	54	Ed Pine (12)
MLB	78	John Thomas (7)/
	66	Carlton Kammerer (7)
RLB	55	Matt Hazeltine (14)
LH	80	Jerry Mertens (10)/
	45	Elbert Kimbrough (3)
RH	40	Abe Woodson (14)
LS	45	Elbert Kimbrough (6)/
	42	Jim Ridlon (6)/
	80	Jerry Mertens (2)
RS	44	Eddie Dove (10)/
	29	Dale Messer (4)

1963

Offense

LE	88	Clyde Conner (9)/
	37	Jimmy Johnson (2)/
	30	Bernie Casey (2)
LT	76	Len Rohde (14)
LG	78	John Thomas (12)/
	77	Bruce Bosley (2)
C	77	Bruce Bosley (7)/
	52	Karl Rubke (7)
RG	72	Leon Donohue (14)
RT	79	Bob St.Clair (14)
RE	85	Monty Stickles (8)/
	84	Gary Knafelc (6)
QB	17	Lamar McHan (9)/
	12	John Brodie (3)/
	11	Bobby Waters (2)
LHB	42	Don Lisbon (8)/
	32	Lloyd Winston (3)
RHB	30	Bernie Casey (10)
FB	24	J.D. Smith (13)

Defense

LE	86	Dan Colchico (14)
LT	70	Charlie Krueger (7)/
	73	Leo Nomellini (6)
RT	60	Roland Lakes (13)
RE	74	Clark Miller (14)
LLB	54	Ed Pine (14)
MLB	53	Mike Dowdle (13)
RLB	55	Matt Hazeltine (13)
LH	39	Kermit Alexander (11)
RH	40	Abe Woodson (13)
LS	45	Elbert Kimbrough (11)
RS	37	Jim Johnson (11)/
	39	Kermit Alexander (3)

1964

Offense

LE	81	Dave Parks (14)
LT	76	Len Rohde (14)
LG	78	John Thomas (14)
C	77	Bruce Bosley (14)
RG	72	Leon Donohue (14)
RT	67	Walter Rock (14)
RE	85	Monty Stickles (14)
QB	12	John Brodie (12)
LHB	30	Bernie Casey (7)/
	42	Don Lisbon (4)/
	17	Billy Kilmer (3)
RHB	30	Bernie Casey (6)/
	43	Dave Kopay (5)/
	42	Don Lisbon (2)
FB	38	Mike Lind (10)/

	22	Gary Lewis (3)
Defense		
LE	86	Dan Colchico (11)/
	52	Karl Rubke (3)
LT	70	Charlie Krueger (14)
RT	60	Roland Lakes (14)
RE	74	Clark Miller (12)
LLB	64	Dave Wilcox (9)/
	54	Ed Pine (4)
MLB	53	Mike Dowdle (14)
RLB	55	Matt Hazeltine (14)
LH	37	Jim Johnson (14)
RH	40	Abe Woodson (7)/
	48	Ben Scotti (7)
LS	45	Elbert Kimbrough (13)/
	39	Kermit Alexander (1)
RS	39	Kermit Alexander (12)

1965

Offense

LE	81	Dave Parks (14)
LT	76	Len Rohde (14)
LG	78	John Thomas (14)
C	77	Bruce Bosley (14)
RG	68	Howard Mudd (14)
RT	67	Walter Rock (14)
RE	85	Monty Stickles (14)
QB	12	John Brodie (13)
LHB	44	John David Crow (13)
RHB	30	Bernie Casey (14)
FB	40	Ken Willard (14)

Defense

LE	52	Karl Rubke (11)
LT	70	Charlie Krueger (14)
RT	60	Roland Lakes (13)
RE	74	Clark Miller (14)
LLB	64	Dave Wilcox (14)
MLB	53	Mike Dowdle (11)/
	50	Ed Beard (3)
RLB	55	Matt Hazeltine (8)/
	58	Jack Chapple (6)
LH	37	Jim Johnson (14)
RH	80	Jerry Mertens (13)/
	39	Kermit Alexander (1)
LS	45	Elbert Kimbrough (14)
RS	39	Kermit Alexander (9)/
	20	George Donnelly (5)

1966

Offense

LE	81	Dave Parks (14)
LT	76	Len Rohde (14)
LG	78	John Thomas (14)
C	77	Bruce Bosley (14)
RG	68	Howard Mudd (14)
RT	67	Walter Rock (14)
RE	85	Monty Stickles (14)
QB	12	John Brodie (13)
HB	44	John David Crow (14)
FB	40	Ken Willard (14)
FL	30	Bernie Casey (13)

Defense

LE	75	Jim Norton (11)/
	80	Stan Hindman (3)
LT	70	Charlie Krueger (14)
RT	60	Roland Lakes (14))
RE	74	Clark Miller (14)
LLB	64	Dave Wilcox (14)

MLB	50	Ed Beard (14)
RLB	55	Matt Hazeltine (12)
LH	37	Jim Johnson (14)
RH	39	Kermit Alexander (14)
LS	45	Elbert Kimbrough (13)
RS	20	George Donnelly (6)/
	27	Alvin Randolph (5))

1967

Offense

LE	81	Dave Parks (9)/
	83	Sonny Randle (5)
LT	76	Len Rohde (14)
LG	66	Elmer Collett (9)/
	78	John Thomas (5)
C	77	Bruce Bosley (14)
RG	68	Howard Mudd (14)
RT	67	Walter Rock (14)
RE	85	Monty Stickles (8)/
	89	Bob Windsor (6)
QB	12	John Brodie (10)/
	11	Steve Spurrier (2)/
	10	George Mira (2)
HB	44	John David Crow (14)
FB	40	Ken Willard (14)
FL	88	Dick Witcher (9)/
	83	Sonny Randle (5)

Defense

LE	80	Stan Hindman (13)
LT	70	Charlie Krueger (14)
RT	60	Roland Lakes (13)
RE	74	Clark Miller (13)
LLB	64	Dave Wilcox (14)
MLB	50	Ed Beard (14)
RLB	55	Matt Hazeltine (12)
LH	37	Jim Johnson (11)
RH	39	Kermit Alexander (13)
SS	45	Elbert Kimbrough (13)
FS	35	Goose Gonsoulin (7)/
	20	George Donnelly (6)

1968

Offense

LE	88	Dick Witcher (14)
LT	76	Len Rohde (14)
LG	66	Elmer Collett (14)
C	77	Bruce Bosley (14)
RG	68	Howard Mudd (14)
RT	79	Cas Banaszek (14)
RE	44	John David Crow (14)
QB	12	John Brodie (14)
RB	40	Ken Willard (14)
RB	22	Gary Lewis (14)
FL	85	Clifton McNeil (14)

Defense

LE	80	Stan Hindman (14)
LT	70	Charlie Krueger (14)
RT	60	Roland Lakes (14)
RE	74	Clark Miller (14)
LLB	64	Dave Wilcox (14)
MLB	50	Ed Beard (14)
RLB	55	Matt Hazeltine (14)
LH	37	Jim Johnson (14)
RH	39	Kermit Alexander (14)
SS	27	Alvin Randolph (14)
FS	30	Johnny Fuller (10)/
	32	Mel Phillips (3)

1969

Offense

LE	18	Gene Washington (14)
LT	76	Len Rohde (14)
LG	66	Elmer Collett (14)
C	75	Forrest Blue (14)
RG	69	Woody Peoples (14)
RT	79	Cas Banaszek (14)
RE	89	Bob Windsor (14)
QB	11	Steve Spurrier (8)/
	12	John Brodie (6)
RB	40	Ken Willard (13)
RB	42	Doug Cunningham (13)
FL	88	Dick Witcher (7)/
	85	Clifton McNeil (7)

Defense

LE	80	Stan Hindman (10)/
	74	Earl Edwards (4)
LT	70	Charlie Krueger (14)
RT	60	Roland Lakes (14)
RE	72	Bill Belk (12)
LLB	64	Dave Wilcox (14)
MLB	57	Frank Nunley (10)/
	50	Ed Beard (4)
RLB	52	Skip Vanderbunt (12)
LH	37	Jim Johnson (14)
RH	39	Kermit Alexander (12)
SS	27	Alvin Randolph (11)
FS	32	Mel Phillips (9)/
	25	Roosevelt Taylor (5)

1970

Offense

WR	88	Dick Witcher (10)/
	85	Preston Riley (4)
LT	76	Len Rohde (14)
LG	65	Randy Beisler (12)
C	75	Forrest Blue (14)
RG	69	Woody Peoples (14)
RT	79	Cas Banaszek (12)
TE	89	Bob Windsor (14)
WR	18	Gene Washington (13)
QB	12	John Brodie (14)
RB	40	Ken Willard (14)
RB	42	Doug Cunningham (12)

Defense

LE	53	Tommy Hart (14)
LT	70	Charlie Krueger (14)
RT	60	Roland Lakes (14)
RE	72	Bill Belk (10)/
	86	Cedrick Hardman (4)
LLB	64	Dave Wilcox (14)
MLB	57	Frank Nunley (14)
RLB	52	Skip Vanderbunt (12)
LCB	37	Jim Johnson (14)
RCB	44	Bruce Taylor (13)
SS	32	Mel Phillips (14)
FS	43	Windlan Hall (14)

1971

Offense

WR	88	Dick Witcher (14)
LT	76	Len Rohde (14)
LG	65	Randy Beisler (14)
C	75	Forrest Blue (14)
RG	69	Woody Peoples (14)
RT	79	Cas Banaszek (14)

TE	82	Ted Kwalick (14)
WR	18	Gene Washington (14)
QB	12	John Brodie (14)
RB	40	Ken Willard (14)
RB	22	Vic Washington (13)

Defense

LE	53	Tommy Hart (14)
LT	70	Charlie Krueger (10)/
	80	Stan Hindman (4)
RT	74	Earl Edwards (14)
RE	86	Cedrick Hardman (13)
LLB	64	Dave Wilcox (14)
MLB	57	Frank Nunley (14)
RLB	52	Skip Vanderbunt (14)
LCB	37	Jim Johnson (14)
RCB	44	Bruce Taylor (14)
SS	32	Mel Phillips (11)/
	23	Johnny Fuller (3)
FS	25	Roosevelt Taylor (11)

1972

Offense

WR	18	Gene Washington (14)
LT	76	Len Rohde (14)
LG	65	Randy Beisler (14)
C	75	Forrest Blue (14)
RG	69	Woody Peoples (14)
RT	79	Cas Banaszek (13)
TE	82	Ted Kwalick (14)
WR	85	Preston Riley (9)/
	88	Dick Witcher (5)
QB	11	Steve Spurrier (11)/
	12	John Brodie (3)
RB	22	Vic Washington (13)
RB	40	Ken Willard (11)/
	35	Larry Schreiber (3)

Defense

LE	53	Tommy Hart (14)
LT	70	Charlie Krueger (14)
RT	74	Earl Edwards (12)
RE	86	Cedrick Hardman (12)
LLB	64	Dave Wilcox (14)
MLB	57	Frank Nunley (9)/
	50	Ed Beard (5)
RLB	52	Skip Vanderbunt (14)
LCB	37	Jim Johnson (14)
RCB	44	Bruce Taylor (14)
SS	32	Mel Phillips (14)
FS	38	Mike Simpson (9)/
	23	Johnny Fuller (5)

1973

Offense

WR	46	Dan Abramowicz (11)/
	17	John Isenbarger (3)
LT	76	Len Rohde (14)
LG	67	John Watson (7)/
	65	Randy Beisler (7)
C	75	Forrest Blue (14)
RG	69	Woody Peoples (14)
RT	79	Cas Banaszek (9)/
	67	John Watson (5)
TE	82	Ted Kwalick (14)
WR	18	Gene Washington (13)
QB	12	John Brodie (6)/
	11	Steve Spurrier (5)/
	19	Joe Reed (3)
RB	22	Vic Washington (13)

RB	40	Ken Willard (9)/
	35	Larry Schreiber (4)

Defense

LE	53	Tommy Hart (14)
LT	70	Charlie Krueger (14)
RT	56	Bob Hoskins (13)
RE	86	Cedrick Hardman (11)/
	72	Bill Belk (3)
LLB	64	Dave Wilcox (14)
MLB	58	Jim Sniadecki (11)/
	57	Frank Nunley (3)
RLB	59	Willie Harper (11)/
	52	Skip Vanderbunt (3)
LCB	37	Jim Johnson (13)
RCB	44	Bruce Taylor (11)/
	49	Ralph McGill (3)
SS	32	Mel Phillips (14)
FS	38	Mike Simpson (7)/
	43	Windlan Hall (5)

1974

Offense

WR	18	Gene Washington (14)
LT	76	Len Rohde (14)
LG	67	John Watson (12)
C	75	Forrest Blue (12)
RG	69	Woody Peoples (9)/
	65	Randy Beisler (2)/
	77	Jean Barrett (2)
RT	79	Cas Banaszek (14)
TE	84	Tom Mitchell (13)
WR	46	Dan Abramowicz (14)
QB	14	Tom Owen (7)/
	19	Joe Reed (4)/
	10	Dennis Morrison (2)/
	16	Norm Snead (1)
RB	40	Wilbur Jackson (12)
RB	35	Larry Schreiber (13)

Defense

LE	53	Tommy Hart (14)
LT	72	Bill Belk (13)
RT	56	Bob Hoskins (14)
RE	86	Cedrick Hardman (14)
LLB	64	Dave Wilcox (11)/
	52	Skip Vanderbunt (3)
MLB	57	Frank Nunley (13)
RLB	59	Willie Harper (14)
LCB	37	Jim Johnson (13)
RCB	44	Bruce Taylor (8)/
	49	Ralph McGill (6)
SS	32	Mel Phillips (6)/
	43	Windlan Hall (6)
FS	43	Windlan Hall (6)/
	20	Mike Holmes (6)

1975

Offense

WR	18	Gene Washington (14)
LT	67	John Watson (12)
LG	68	Bob Penchion (8)/
	77	Jean Barrett (6)
C	54	Bill Reid (13)
RG	69	Woody Peoples (14)
RT	79	Cas Banaszek (14)
TE	84	Tom Mitchell (12)
WR	88	Terry Beasley (6)/
	20	Mike Holmes (4)/
	22	Bob Hayes (3)

QB	11	Steve Spurrier (7)/
	16	Norm Snead (7)
RB	24	Delvin Williams (12)
RB	35	Larry Schreiber (14)

Defense

LE	53	Tommy Hart (14)
LT	60	Bill Sandifer (12)
RT	56	Bob Hoskins (14)
RE	86	Cedrick Hardman (14)
LLB	52	Skip Vanderbunt (14)
MLB	57	Frank Nunley (14)
RLB	50	Dave Washington (14)
LCB	37	Jim Johnson (14)
RCB	44	Bruce Taylor (11)
SS	32	Mel Phillips (8)/
	43	Windlan Hall (3)
FS	49	Ralph McGill (9)/
	43	Windlan Hall (5)

1976

Offense

WR	18	Gene Washington (14)
LT	77	Jean Barrett (14)
LG	65	Steve Lawson (13)
C	62	Randy Cross (12)/
	67	John Watson (4)
RG	61	Andy Maurer (8)/
	67	John Watson (6)
RT	79	Cas Banaszek (8)/
	71	Keith Fahnhorst (6)
TE	84	Tom Mitchell (14)
WR	87	Jim Lash (7)/
	81	Willie McGee (6)
QB	16	Jim Plunkett (12)
RB	24	Delvin Williams (14)
RB	40	Wilbur Jackson (14)

Defense

LE	53	Tommy Hart (14)
LT	74	Jimmy Webb (14)
RT	72	Cleveland Elam (14)
RE	86	Cedrick Hardman (11)
LLB	52	Skip Vanderbunt (14)
MLB	57	Frank Nunley (12)
RLB	50	Dave Washington (14)
LCB	37	Jim Johnson (13)
RCB	44	Bruce Taylor (13)
SS	32	Mel Phillips (13)
FS	49	Ralph McGill (10)/
	23	Bruce Rhodes (3)

1977

Offense

WR	18	Gene Washington (14)
LT	77	Jean Barrett (14)
LG	65	Steve Lawson (13)
C	51	Randy Cross (14)
RG	69	Woody Peoples (14)
RT	71	Keith Fahnhorst (14)
TE	84	Tom Mitchell (13)
WR	83	Kenny Harrison (10)
QB	16	Jim Plunkett (14)
RB	40	Wilbur Jackson (14)
RB	24	Delvin Williams (14)

Defense

LE	53	Tommy Hart (14)
LT	74	Jimmy Webb (13)
RT	72	Cleveland Elam (14)
RE	86	Cedrick Hardman (14)

LLB	52	Skip Vanderbundt (9)/
	59	Willie Harper (5)
MLB	55	Bruce Elia (7)/
	52	Skip Vanderbundt (5)/
	54	Ed Bradley (2)
RLB	50	Dave Washington (10)/
	59	Willie Harper (4)
LCB	42	Anthony Leonard (13)
RCB	44	Bruce Taylor (14)
SS	32	Mel Phillips (14)
FS	49	Ralph McGill (13)

1978

Offense

WR	84	Elmo Boyd (7)/
	83	Kenny Harrison (6)/
	80	Terry LeCount (3)
LT	67	Ron Singleton (8)/
	68	John Ayers (8)
LG	65	Ernie Hughes (11)/
	68	John Ayers (4)
C	51	Randy Cross (9)/
	56	Fred Quillan (7)
RG	62	Walt Downing (14)
RT	71	Keith Fahnhorst (15)
TE	81	Ken MacAfee (13)
WR	88	Freddie Solomon (14)
QB	17	Steve DeBerg (11)/
	19	Scott Bull (5)
RB	32	O.J. Simpson (10)/
	36	Paul Hofer (6)
RB	33	Greg Boykin (8)/
	38	Bob Ferrell (8)

Defense

LE	78	Archie Reese (12)/
	72	Cleveland Elam (4)
LT	74	Jimmy Webb (16)
RT	75	Ed Galigher (15)
RE	86	Cedrick Hardman (16)
LLB	50	Joe Harris (16)
MLB	57	Dan Bunz (16)
RLB	54	Ed Bradley (15)
LCB	42	Anthony Leonard (10)/
	49	Vern Roberson (4)
RCB	22	Eddie Lewis (16)
SS	24	Chuck Crist (9)/
	26	Bob Jury (7)
FS	49	Vern Roberson (9)/
	24	Chuck Crist (6)

1979

Offense

WR	88	Freddie Solomon (8)/
	87	Dwight Clark (4)
LT	67	Ron Singleton (15)
LG	68	John Ayers (16)
C	56	Fred Quillan (16)
RG	51	Randy Cross (16)
RT	71	Keith Fahnhorst (16)
TE	81	Ken MacAfee (12)
WR	84	Mike Shumann (14)
QB	17	Steve DeBerg (15)
RB	32	O.J. Simpson (8)/
	36	Paul Hofer (7)
RB	40	Wilbur Jackson (15)

Defense

LE	78	Archie Reese (16)
LT	75	Ted Vincent (15)

RT	74	Jimmy Webb (15)
RE	86	Cedrick Hardman (11)/
	76	Dwaine Board (5)
LLB	55	Scott Hilton (6)/
	52	Jeff McIntyre (3)/
	54	Bob Martin (2)/
	50	Ron Shumon (2)
MLB	57	Dan Bunz (12)
RLB	59	Willie Harper (16)
LCB	28	Charles Cornelius (14)
RCB	29	Gerard Williams (14)
SS	30	Tim Gray (15)
FS	27	Tony Dungy (7)/
	46	Melvin Morgan (5)/
	22	Dwight Hicks (4)

1980

Offense

WR	87	Dwight Clark (12)
LT	67	Ron Singleton (15)
LG	68	John Ayers (16)
C	56	Fred Quillan (16)
RG	51	Randy Cross (16)
RT	71	Keith Fahnhorst (16)
TE	86	Charle Young (15)
WR	88	Freddie Solomon (12)/
	89	James Owens (4)
QB	17	Steve DeBerg (9)/
	16	Joe Montana (7)
RB	36	Paul Hofer (6)/
	47	Don Woods (5)/
	35	Lenvil Elliott (3)
RB	49	Earl Cooper (16)

Defense

<i>4 – 3 alignment— (Games 1 – 10, 13, 16)</i>		
LE	74	Jimmy Webb (5)/
	79	Jim Stuckey (5)/
	65	Lawrence Pillers (2)
LT	78	Archie Reese (12)
RT	75	Ted Vincent (10)/
	65	Lawrence Pillers (2)
RE	74	Jimmy Webb (6)/
	76	Dwaine Board (3)/
	65	Lawrence Pillers (2)
LLB	59	Willie Harper (9)/
	58	Keena Turner (2)
MLB	55	Scott Hilton (6)/
	57	Dan Bunz (6)
RLB	52	Bobby Leopold (12)
LCB	46	Melvin Morgan (5)/
	28	Charles Cornelius (5)/
	29	Gerard Williams (1)/
	26	Ray Rhodes (1)
RCB	44	Charles Johnson (10)/
	26	Ray Rhodes (2)
SS	33	Ricky Churchman (11)/
	26	Ray Rhodes (1)
FS	22	Dwight Hicks (12)

Defense

<i>*switched to 3 – 4 alignment— (Games 11, 12, 14, 15)</i>		
LE	79	Jim Stuckey (4)
NT	78	Archie Reese (4)
RE	65	Lawrence Pillers (4)
LILB	59	Willie Harper (2)/
	58	Keena Turner (2)
LILB	57	Dan Bunz (4)

RILB	50	Terry Tautolo (3)/
	55	Scott Hilton (1)
ROLB	52	Bobby Leopold (3)/
	50	Terry Tautolo (1)
LCB	26	Ray Rhodes (3)/
	28	Charles Cornelius (1)
RCB	44	Charles Johnson (4)
SS	33	Ricky Churchman (4)
FS	22	Dwight Hicks (4)

1981

Offense

WR	87	Dwight Clark (16)
LT	61	Dan Audick (16)
LG	68	John Ayers (16)
C	56	Fred Quillan (16)
RG	51	Randy Cross (16)
RT	71	Keith Fahnhorst (16)
TE	86	Charle Young (16)
WR	88	Freddie Solomon (15)
QB	16	Joe Montana (16)
RB	32	Ricky Patton (16)
RB	49	Earl Cooper (11)/
	38	Johnny Davis (4)

Defense

<i>3 – 4 alignment—(14 games)</i>		
LE	79	Jim Stuckey (13)
NT	78	Archie Reese (13)
RE	76	Dwaine Board (11)
LILB	59	Willie Harper (13)
LILB	57	Dan Bunz (8)/
	64	Jack Reynolds (4)
RILB	64	Jack Reynolds (9)/
	54	Craig Puki (4)
ROLB	58	Keena Turner (13)
LCB	42	Ronnie Lott (13)
RCB	21	Eric Wright (13)
SS	27	Carlton Williamson (13)
FS	22	Dwight Hicks (13)

Defense

<i>4 – 3 alignment—(Games 10, 16)</i>		
LE	79	Jim Stuckey (3)
LT	78	Archie Reese (3)
RT	65	Lawrence Pillers (2)/
	76	Dwaine Board (1)
RE	74	Jimmy Webb (3)
LLB	64	Jack Reynolds (2)/
	59	Willie Harper (1)
MLB	54	Craig Puki (1)/
	52	Bobby Leopold (1)/
	64	Jack Reynolds (1)
RILB	58	Keena Turner (1)/
	59	Willie Harper (1)/
	52	Bobby Leopold (1)
LCB	42	Ronnie Lott (3)
RCB	21	Eric Wright (3)
SS	27	Carlton Williamson (3)
FS	22	Dwight Hicks (3)

1982

Offense

WR	87	Dwight Clark (8)
LT	78	Lindsey Mason (8)
LG	68	John Ayers (8)
C	56	Fred Quillan (9)
RG	51	Randy Cross (8)
RT	71	Keith Fahnhorst (9)
TE	86	Charle Young (8)

WR	88	Freddie Solomon (6)
QB	16	Joe Montana (8)
RB	25	Jeff Moore (4)/
	30	Bill Ring (1)
RB	49	Earl Cooper (5)/
	30	Bill Ring (2)

Defense

LE	79	Jim Stuckey (7)/
	65	Lawrence Pillers (2)
NT	67	Pete Kugler (4)/
	75	John Harty (4)/
	65	Lawrence Pillers (1)
RE	75	John Harty (3)/
	65	Lawrence Pillers (2)/
	76	Dwaine Board (1)/
	79	Jim Stuckey (1)/
	67	Pete Kugler (1)/
	72	Jeff Stover (1)
LILB	59	Willie Harper (5)/
	53	Milt McColl (2)
LILB	64	Jack Reynolds (8)
RILB	55	Bob Horn (6)/
	57	Dan Bunz (2)/
	64	Jack Reynolds (1)
ROLB	58	Keena Turner (9)
LCB	42	Ronnie Lott (9)
RCB	21	Eric Wright (7)
SS	27	Carlton Williamson (8)
FS	22	Dwight Hicks (9)

1983

Offense

WR	87	Dwight Clark (12)
LT	77	Bubba Paris (16)
LG	68	John Ayers (16)
C	56	Fred Quillan (15)
RG	51	Randy Cross (15)
RT	71	Keith Fahnhorst (16)
TE	81	Russ Francis (14)
WR	88	Freddie Solomon (11)
QB	16	Joe Montana (16)
RB	26	Wendell Tyler (15)
RB	33	Roger Craig (12)/
	30	Bill Ring (4)

Defense

LE	65	Lawrence Pillers (13)
NT	67	Pete Kugler (16)
RE	76	Dwaine Board (13)
LILB	59	Willie Harper (16)
LILB	50	Riki Ellison (14)
RILB	64	Jack Reynolds (13)
ROLB	58	Keena Turner (14)
LCB	42	Ronnie Lott (12)
RCB	21	Eric Wright (15)
SS	27	Carlton Williamson (8)/
	24	Rick Gervais (5)/
	45	Bobby Leopold (2)
FS	22	Dwight Hicks (15)

1984

Offense

WR	87	Dwight Clark (15)
LT	77	Bubba Paris (15)
LG	68	John Ayers (16)
C	56	Fred Quillan (16)
RG	51	Randy Cross (16)
RT	71	Keith Fahnhorst (15)
TE	89	Earl Cooper (8)/

	81	Russ Francis (7)
WR	88	Freddie Solomon (13)
QB	16	Joe Montana (15)
RB	26	Wendell Tyler (15)
RB	33	Roger Craig (16)

Defense

LE	79	Jim Stuckey (7)/
	65	Lawrence Pillers (7)
NT	78	Manu Tuiaosopo (16)
RE	76	Dwaine Board (16)
LILB	57	Dan Bunz (16)
LILB	50	Riki Ellison (16)
RILB	64	Jack Reynolds (14)
ROLB	58	Keena Turner (16)
LCB	42	Ronnie Lott (8)/
	29	Mario Clark (6)/
	22	Dwight Hicks (1)/
	49	Jeff Fuller (1)
RCB	21	Eric Wright (14)/
	42	Ronnie Lott (2)
SS	27	Carlton Williamson (15)
FS	22	Dwight Hicks (15)/
	42	Ronnie Lott (1)

1985

Offense

WR	87	Dwight Clark (14)
LT	77	Bubba Paris (16)
LG	68	John Ayers (16)
C	56	Fred Quillan (16)
RG	51	Randy Cross (14)
RT	71	Keith Fahnhorst (16)
TE	81	Russ Francis (15)
WR	88	Freddie Solomon (12)/
	80	Jerry Rice (4)
QB	16	Joe Montana (15)
RB	26	Wendell Tyler (13)
RB	33	Roger Craig (15)

Defense

LE	72	Jeff Stover (11)/
	75	John Harty (4)
NT	95	Michael Carter (9)/
	78	Manu Tuiaosopo (7)
RE	76	Dwaine Board (16)
LILB	90	Todd Shell (12)/
	53	Milt McColl (4)
LILB	50	Riki Ellison (16)
RILB	99	Michael Walter (13)
ROLB	58	Keena Turner (16)
LCB	42	Ronnie Lott (10)/
	22	Dwight Hicks (6)
RCB	21	Eric Wright (16)
SS	27	Carlton Williamson (16)
FS	22	Dwight Hicks (10)/
	42	Ronnie Lott (6)

1986

Offense

WR	87	Dwight Clark (14)
LT	77	Bubba Paris (9)/
	69	Bruce Collie (7)
LG	68	John Ayers (14)
C	56	Fred Quillan (16)
RG	51	Randy Cross (16)
RT	71	Keith Fahnhorst (16)
TE	81	Russ Francis (14)
WR	80	Jerry Rice (15)
QB	16	Joe Montana (8)/

9	Jeff Kemp (6)
RB 28	Joe Cribbs (10)
RB 33	Roger Craig (15)
Defense	
LE 72	Jeff Stover (6)/
75	John Hartly (5)/
78	Manu Tuiaosopo (3)/
76	Dwaine Board (2)
NT 95	Michael Carter (13)/
78	Manu Tuiaosopo (3)
RE 76	Dwaine Board (12)
LOLB 53	Milt McColl (16)
LILB 50	Riki Ellison (16)
RILB 55	Jim Fahnhorst (15)
ROLB 58	Keena Turner (16)
LCB 22	Tim McKyer (16)
RCB 29	Don Griffin (15)
SS 27	Carlton Williamson (16)
FS 42	Ronnie Lott (14)

1987

Offense	
WR 85	Michael Wilson (8)/
87	Dwight Clark (3)/
82	John Taylor (2)
LT 77	Bubba Paris (10)
LG 61	Jesse Sapolu (9)/
62	Guy McIntyre (3)
C 51	Randy Cross (8)/
56	Fred Quillan (4)
RG 69	Bruce Collie (8)/
51	Randy Cross (4)
RT 79	Harris Barton (9)/
71	Keith Fahnhorst (3)
TE 81	Russ Francis (7)/
86	John Frank (5)
WR 80	Jerry Rice (11)
QB 16	Joe Montana (11)
RB 33	Roger Craig (9)/
28	Joe Cribbs (3)
RB 44	Tom Rathman (7)/
33	Roger Craig (5)

Defense	
LE 67	Pete Kugler (7)/
72	Jeff Stover (5)
NT 95	Michael Carter (12)
RE 76	Dwaine Board (10)
LOLB 53	Milt McColl (11)
LILB 50	Riki Ellison (12)
RILB 99	Michael Walter (12)
ROLB 58	Keena Turner (10)/
90	Todd Shell (2)
LCB 22	Tim McKyer (10)/
29	Don Griffin (2)
RCB 29	Don Griffin (10)
SS 49	Jeff Fuller (10)
FS 42	Ronnie Lott (12)

1988

Offense	
WR 85	Michael Wilson (10)/
81	Wes Chandler (4)/
82	John Taylor (2)
LT 74	Steve Wallace (16)
LG 61	Jesse Sapolu (16)
C 51	Randy Cross (16)
RG 62	Guy McIntyre (12)/
69	Bruce Collie (4)

RT 79	Harris Barton (15)
TE 89	Ron Heller (9)/
86	John Frank (6)
WR 80	Jerry Rice (16)
QB 16	Joe Montana (13)
RB 33	Roger Craig (15)
RB 44	Tom Rathman (16)

Defense	
<i>3 – 4 alignment</i>	
LE 91	Larry Roberts (14)
NT 95	Michael Carter (14)
RE 75	Kevin Fagan (13)
LOLB 94	Charles Haley (14)
LILB 50	Riki Ellison (12)
RILB 99	Michael Walter (14)
ROLB 58	Keena Turner (7)/
53	Bill Romanowski (7)
LCB 22	Tim McKyer (14)
RCB 21	Eric Wright (9)/
29	Don Griffin (5)
SS 49	Jeff Fuller (14)
FS 42	Ronnie Lott (12)

Defense	
<i>4 – 3 alignment—(Games 4, 14)</i>	
LE 91	Larry Roberts (2)
LT 95	Michael Carter (2)
RT 92	Kevin Lilly (1)/
67	Pete Kugler (1)
RE 96	Daniel Stubbs (1)/
75	Kevin Fagan (1)
ILB 58	Keena Turner (1)/
55	Jim Fahnhorst (1)
ILB 50	Riki Ellison (1)/
99	Michael Walter (1)
RLB 99	Michael Walter (1)/
53	Bill Romanowski (1)
LCB 22	Tim McKyer (2)
RCB 29	Don Griffin (1)/
21	Eric Wright (1)
SS 49	Jeff Fuller (2)
FS 46	Tom Holmoe (2)

1989

Offense	
WR 82	John Taylor (15)/
85	Michael Wilson (1)
LT 77	Bubba Paris (16)
LG 62	Guy McIntyre (14)
C 61	Jesse Sapolu (16)
RG 69	Bruce Collie (14)
RT 79	Harris Barton (15)
TE 84	Brent Jones (16)
WR 80	Jerry Rice (16)
QB 16	Joe Montana (13)
RB 33	Roger Craig (16)
RB 44	Tom Rathman (16)
Defense	
LE 78	Pierce Holt (10)/
91	Larry Roberts (5)/
NT 95	Michael Carter (8)/
67	Pete Kugler (5)
RE 75	Kevin Fagan (15)
LOLB 94	Charles Haley (16)
LILB 54	Matt Millen (9)/
55	Jim Fahnhorst (7)
RILB 99	Michael Walter (16)
ROLB 58	Keena Turner (12)/
53	Bill Romanowski (4)

LCB 26	Darryl Pollard (14)
RCB 29	Don Griffin (16)
SS 31	Chet Brooks (16)
FS 42	Ronnie Lott (9)/
49	Jeff Fuller (5)

1990

Offense	
WR 82	John Taylor (14)
LT 77	Bubba Paris (16)
LG 62	Guy McIntyre (16)
C 61	Jesse Sapolu (16)
RG 79	Harris Barton (16)
RT 74	Steve Wallace (16)
TE 84	Brent Jones (16)
WR 80	Jerry Rice (16)
QB 16	Joe Montana (15)
RB 33	Roger Craig (12)/
35	Dexter Carter (4)
RB 44	Tom Rathman (16)

Defense	
LE 78	Pierce Holt (16)
NT 95	Michael Carter (13)/
64	Jim Burt (3)
RE 75	Kevin Fagan (16)
LOLB 94	Charles Haley (16)
LILB 54	Matt Millen (16)
RILB 59	Keith DeLong (13)/
99	Michael Walter (3)
ROLB 53	Bill Romanowski (16)
LCB 26	Darryl Pollard (16)
RCB 29	Don Griffin (16)
SS 31	Chet Brooks (8)/
43	Dave Waymer (5)/
40	Johnnie Jackson (3)
FS 42	Ronnie Lott (9)/
43	Dave Waymer (6)

1991

Offense	
WR 82	John Taylor (16)
LT 74	Steve Wallace (16)
LG 62	Guy McIntyre (16)
C 61	Jesse Sapolu (16)
RG 67	Roy Foster (16)
RT 79	Harris Barton (16)
TE 84	Brent Jones (9)/
81	Jamie Williams (7)
WR 80	Jerry Rice (16)
QB 8	Steve Young (10)/
13	Steve Bono (6)
RB 35	Dexter Carter (12)/
30	Keith Henderson (4)
RB 44	Tom Rathman (16)

Defense	
LE 78	Pierce Holt (11)/
96	Dennis Brown (4)
NT 95	Michael Carter (13)
RE 91	Larry Roberts (9)/
75	Kevin Fagan (7)
LOLB 94	Charles Haley (14)
LILB 59	Keith DeLong (13)
RILB 99	Michael Walter (11)/
90	Darin Jordan (3)
ROLB 53	Bill Romanowski (14)
LCB 36	Merton Hanks (7)/
27	Mark Lee (4)/
45	Kevin Lewis (3)/

25	Eric Davis (2)
RCB 29	Don Griffin (16)
SS 43	Dave Waymer (15)
FS 22	Todd Bowles (14)

1992

Offense	
WR 82	John Taylor (8)/
88	Mike Sherrard (8)
LT 74	Steve Wallace (16)
LG 62	Guy McIntyre (16)
C 61	Jesse Sapolu (16)
RG 67	Roy Foster (16)
RT 79	Harris Barton (14)
TE 84	Brent Jones (15)
WR 80	Jerry Rice (16)
QB 8	Steve Young (16)
RB 32	Ricky Watters (13)
RB 44	Tom Rathman (15)

Defense	
LE 78	Pierce Holt (15)
NT 95	Michael Carter (11)/
97	Ted Washington (4)
RE 75	Kevin Fagan (11)/
96	Dennis Brown (3)/
97	Ted Washington (2)
LOLB 92	Tim Harris (14)
LILB 59	Keith DeLong (9)/
53	Bill Romanowski (3)/
99	Michael Walter (2)
RILB 99	Michael Walter (11)/
53	Bill Romanowski (2)
ROLB 53	Bill Romanowski (11)
LCB 25	Eric Davis (16)
RCB 29	Don Griffin (16)
SS 41	David Whitmore (11)/
31	Thane Gash (3)/
36	Merton Hanks (2)
FS 28	Dana Hall (15)/
40	Johnnie Jackson (1)

1993

Offense	
WR 82	John Taylor (16)
LT 74	Steve Wallace (15)
LG 62	Guy McIntyre (16)
C 61	Jesse Sapolu (16)
RG 64	Ralph Tamm (16)
RT 79	Harris Barton (15)
TE 84	Brent Jones (16)
WR 80	Jerry Rice (16)
QB 8	Steve Young (16)
RB 32	Ricky Watters (13)
RB 43	Marc Logan (11)/
44	Tom Rathman (4)

Defense	
<i>3–4 alignment—(Games 1–5, 12)</i>	
LE 96	Dennis Brown (5)
NT 94	Dana Stubblefield (4)/
97	Ted Washington (2)
RE 97	Ted Washington (2)/
96	Dennis Brown* (1)/
95	Artie Smith (2)/
75	Kevin Fagan (1)
LOLB 58	Todd Kelly (5)/
72	Mark Thomas (1)
LILB 59	Keith DeLong (2)/
99	Mike Walter (3)/

36	Merton Hanks* (1)
RILB 53	Bill Romanowski (6)
ROLB 55	John Johnson (4)/
98	Antonio Goss (1)/
LCB 25	Eric Davis (6)
RCB 29	Don Griffin (4)/
26	Mike McGruder (2)
SS 46	Tim McDonald (6)
FS 28	Dana Hall (3)/
36	Merton Hanks (3)
<i>18–Oct–changed to 4–3 align– ment—(Games 6–11, 13–16)</i>	
LE 96	Dennis Brown (8)/
95	Artie Smith (1)/
92	Troy Wilson (1)
LT 94	Dana Stubblefield (9)/
97	Ted Washington (1)
RT 97	Ted Washington (7)/
96	Dennis Brown (2)/
95	Artie Smith (1)
RE 75	Kevin Fagan (6)/
95	Artie Smith (3)/
92	Troy Wilson (1)
LLB 55	John Johnson (4)/
53	Bill Romanowski (4)/
99	Mike Walter (1)/
59	Keith DeLong (1)
MLB 99	Mike Walter (6)/
53	Bill Romanowski (2)/
52	Larry Kelm (1)/
RLB 53	Bill Romanowski (5)/
55	John Johnson (3)/
LCB 25	Eric Davis (10)
RCB 29	Don Griffin (8)/
36	Merton Hanks (2)
SS 46	Tim McDonald (10)
FS 36	Merton Hanks (8)/
28	Dana Hall (2)

1994

Offense	
WR 82	John Taylor (15)/
88	Nate Singleton (1)
LT 74	Steve Wallace (16)
LG 61	Jesse Sapolu (13)
C 66	Bart Oates (15)
RG 63	Derrick Deese (15)
RT 79	Harris Barton (9)/
65	Harry Boatswain (4)/
75	Frank Pollack (3)
TE 84	Brent Jones (15)
WR 80	Jerry Rice (16)
QB 8	Steve Young (16)
RB 32	Ricky Watters (16)
RB 40	William Floyd (11)/
43	Marc Logan (5)
Defense	
LE 96	Dennis Brown (14)
LT 97	Bryant Young (16)
RT 94	Dana Stubblefield (14)
RE 57	Rickey Jackson (14)
LILB 54	Lee Woodall (13)
RILB 50	Gary Plummer (16)
ROLB 51	Ken Norton, Jr. (16)
LCB 25	Eric Davis (16)
RCB 21	Deion Sanders (12)/
36	Merton Hanks (4)
SS 46	Tim McDonald (16)

FS 36 Merton Hanks (11)/
28 Dana Hall (5)

1995

Offense

WR 82 John Taylor (12)/
LT 74 Steve Wallace (12)/
76 Kirk Scrafford (4)
LG 61 Jesse Sapolu (14)/
76 Kirk Scrafford (2)
C 66 Bart Oates (14)/
61 Jesse Sapolu (2)
RG 69 Rod Milstead (12)
RT 79 Harris Barton (12)/
76 Kirk Scrafford (4)
TE 84 Brent Jones (16)
WR 80 Jerry Rice (16)
QB 8 Steve Young (11)/
18 Elvis Grbac (5)
RB 20 Derek Loville (16)
RB 40 William Floyd (8)/
27 Adam Walker (7)/

Defense

LE 96 Dennis Brown (16)
LT 97 Bryant Young (12)
RT 94 Dana Stubblefield (16)
RE 57 Rickey Jackson (16)
LILB 54 Lee Woodall (16)
RILB 51 Ken Norton, Jr. (16)
ROLB 50 Gary Plummer (14)
LCB 25 Eric Davis (15)
RCB 23 Marquez Pope (16)
SS 46 Tim McDonald (16)
FS 36 Merton Hanks (16)

1996

Offense

WR 81 Terrell Owens (10)/
83 J.J. Stokes (6)
LT 74 Steve Wallace (16)
LG 65 Ray Brown (16)
C 61 Jesse Sapolu (16)
RG 67 Chris Dalman (16)
RT 79 Harris Barton (13)/
75 Frank Pollack (2)/
TE 84 Brent Jones (10)/
85 Ted Popson (6)
WR 80 Jerry Rice (16)
QB 8 Steve Young (13)/
18 Elvis Grbac (3)
RB 41 Terry Kirby (9)/
20 Derek Loville (7)
RB 40 William Floyd (9)/
44 Tommy Vardell (6)/
29 Anthony Lynn (1)

Defense

LE 92 Roy Barker (16)
LT 97 Bryant Young (16)
RT 94 Dana Stubblefield (16)
RE 56 Chris Doleman (16)
LILB 54 Lee Woodall (14)/
51 Ken Norton, Jr. (2)
RILB 51 Ken Norton, Jr. (13)/
ROLB 50 Gary Plummer (10)/
55 Kevin Mitchell (3)/
LCB 22 Tyronne Drakeford (16)
RCB 23 Marquez Pope (16)
SS 46 Tim McDonald (16)

FS 36 Merton Hanks (16)

1997

Offense

WR 83 J.J. Stokes (16)
LT 63 Derrick Deese (13)
LG 65 Ray Brown (16)
C 67 Chris Dalman (13)
RG 66 Kevin Gogan (16)
RT 76 Kirk Scrafford (16)
TE 84 Brent Jones (12)/
85 Greg Clark (4)
WR 81 Terrell Owens (15)/
80 Jerry Rice (1)
QB 8 Steve Young (15)
RB 20 Garrison Hearst (13)/
41 Terry Kirby (3)
RB 40 William Floyd (15)

Defense

LE 92 Roy Barker (14)
LT 97 Bryant Young (11)/
90 Junior Bryant (4)
RT 94 Dana Stubblefield (16)
RE 56 Chris Doleman (16)
LILB 54 Lee Woodall (16)
RILB 50 Gary Plummer (16)
ROLB 51 Ken Norton, Jr. (16)
LCB 26 Rod Woodson (14)
RCB 38 Darnell Walker (11)/
23 Marquez Pope (5)
SS 46 Tim McDonald (15)
FS 36 Merton Hanks (16)

1998

Offense

WR 83 J.J. Stokes (12)/
81 Terrell Owens (4)
LT 63 Derrick Deese (8)/
72 Jamie Brown (5)/
74 Dave Fiore (3)
LG 65 Ray Brown (16)
C 67 Chris Dalman (15)
RG 66 Kevin Gogan (16)
RT 63 Derrick Deese (8)/
76 Kirk Scrafford (8)
TE 85 Greg Clark (9)/
82 Irv Smith (7)
WR 80 Jerry Rice (16)
QB 8 Steve Young (15)
RB 20 Garrison Hearst (16)
RB 44 Marc Edwards (12)

Defense

LE 92 Roy Barker (16)
LT 97 Bryant Young (12)/
98 Gabe Wilkins (4)
RT 90 Junior Bryant (16)
RE 56 Chris Doleman (16)
LILB 54 Lee Woodall (15)
RILB 55 Winfred Tubbs (15)
ROLB 51 Ken Norton, Jr. (16)
LCB 38 Darnell Walker (10)/
43 Antonio Langham (6)
RCB 21 R.W. McQuarters (7)/
38 Darnell Walker (6)/
23 Marquez Pope (3)
SS 46 Tim McDonald (16)
FS 36 Merton Hanks (16)

1999

Offense

WR 81 Terrell Owens (12)/
83 J.J. Stokes (4)
LT 74 Dave Fiore (16)
LG 65 Ray Brown (16)
C 67 Chris Dalman (15)
RG 62 Jeremy Newberry (14)/
63 Derrick Deese (2)
RT 63 Derrick Deese (14)/
62 Jeremy Newberry (2)
TE 85 Greg Clark (11)
WR 80 Jerry Rice (16)
QB 5 Jeff Garcia (10)/
18 Steve Stenstrom (3)/
8 Steve Young (3)
RB 25 Charlie Garner (15)
RB 40 Fred Beasley (11)/
44 Tommy Vardell (4)

Defense

LE 96 Jeff Posey (6)/
90 Junior Bryant (5)/
95 Marvin Washington (5)
LT 97 Bryant Young (16)
RT 90 Junior Bryant (11)/
99 Brentson Buckner (5)
RE 98 Gabe Wilkins (15)
LILB 54 Lee Woodall (16)
RILB 55 Winfred Tubbs (15)
ROLB 51 Ken Norton, Jr. (16)
LCB 38 Darnell Walker (8)/
21 R.W. McQuarters (4)
RCB 35 Ramos McDonald (7)/
29 Mark McMillian (6)
SS 46 Tim McDonald (16)
FS 30 Lance Schulters (13)

2000

Offense

WR 81 Terrell Owens (13)
LT 63 Derrick Deese (13)
LG 65 Ray Brown (16)
C 62 Jeremy Newberry (16)
RG 74 Dave Fiore (15)
RT 78 Scott Gragg (16)
TE 85 Greg Clark (15)
WR 80 Jerry Rice (16)
QB 5 Jeff Garcia (16)
RB 25 Charlie Garner (15)
FB 40 Fred Beasley (15)

Defense

LE 94 Anthony Pleasant (16)
LT 97 Bryant Young (15)
RT 99 Brentson Buckner (16)
RE 95 John Engelberger (13)/
90 Junior Bryant (3)
ROLB 96 Jeff Posey (9)/
98 Julian Peterson (7)
LILB 51 Ken Norton, Jr. (15)
RILB 55 Winfred Tubbs (14)/
LCB 29 Ahmed Plummer (14)
RCB 36 Jason Webster (11)
SS 30 Lance Schulters (8)/
28 John Keith (3)/
38 Ronnie Heard (3)
FS 23 Pierson Prioleau (5)/
31 Zack Bronson (6)

30 Lance Schulters (4)

2001

Offense

WR 81 Terrell Owens (16)
LT 63 Derrick Deese (16)
LG 65 Ray Brown (16)
C 62 Jeremy Newberry (15)
RG 74 Dave Fiore (16)
RT 78 Scott Gragg (16)
TE 82 Eric Johnson (14)
WR 83 J.J. Stokes (16)
QB 5 Jeff Garcia (16)
RB 20 Garrison Hearst (16)
FB 40 Fred Beasley (12)

Defense

LE 96 Andre Carter (15)
LT 97 Bryant Young (16)
RT 94 Dana Stubblefield (16)
RE 95 John Engelberger (14)
ROLB 98 Julian Peterson (14)
LILB 50 Derek Smith (14)
RILB 53 Jeff Ulbrich (14)
LCB 29 Ahmed Plummer (15)
RCB 36 Jason Webster (16)
SS 30 Lance Schulters (16)
FS 31 Zack Bronson (16)

2002

Offense

WR 81 Terrell Owens (14)
LT 63 Derrick Deese (14)
LG 66 Eric Heitmann (12)/
74 Dave Fiore (3)
C 62 Jeremy Newberry (16)
RG 65 Ron Stone (15)
RT 78 Scott Gragg (16)
TE 82 Eric Johnson (10)/
88 Justin Swift (4)
WR 89 Tai Streets (14)/
83 J.J. Stokes (8)
QB 5 Jeff Garcia (16)
RB 20 Garrison Hearst (16)
FB 40 Fred Beasley (14)

Defense

LE 96 Andre Carter (16)
LT 97 Bryant Young (16)
RT 94 Dana Stubblefield (15)
RE 91 Chike Okefor (16)
ROLB 98 Julian Peterson (16)
LILB 50 Derek Smith (16)
RILB 53 Jeff Ulbrich (13)/
55 Jamie Winborn (3)
LCB 29 Ahmed Plummer (15)
RCB 36 Jason Webster (16)
SS 33 Tony Parrish (11)
FS 38 Ronnie Heard (6)/
31 Zack Bronson (5)/
33 Tony Parrish (5)

2003

Offense

WR 81 Terrell Owens (15)
LT 63 Derrick Deese (11)/
77 Kwame Harris (5)
LG 66 Eric Heitmann (8)/
69 Kyle Kosier (7)
C 62 Jeremy Newberry (16)

RG 65 Ron Stone (13)/

69 Kyle Kosier (2)

RT 78 Scott Gragg (14)/

69 Kyle Kosier (2)

TE 88 Jed Weaver (15)

WR 89 Tai Streets (16)

QB 5 Jeff Garcia (13)/

13 Tim Rattay (3)

RB 20 Garrison Hearst (12)/

32 Kevan Barlow (4)

FB 40 Fred Beasley (11)

Defense

LE 95 John Engelberger (15)

LT 97 Bryant Young (16)

RT 90 Travis Kirschke (15)

RE 96 Andre Carter (16)

LILB 98 Julian Peterson (16)

LILB 50 Derek Smith (16)

RILB 53 Jeff Ulbrich (15)

LCB 29 Ahmed Plummer (14)

RCB 24 Mike Rumph (13)

SS 33 Tony Parrish (16)

FS 31 Zack Bronson (12)

2004

Offense

WR 84 Cedrick Wilson (15)
LT 69 Kyle Kosier (9)/
77 Kwame Harris (7)
LG 66 Eric Heitmann (16)
C 52 Brock Gutierrez (15)
RG 65 Justin Smiley (9)/
69 Kyle Kosier (7)
RT 78 Scott Gragg (16)
TE 82 Eric Johnson (14)
WR 85 Brandon Lloyd (13)
QB 13 Tim Rattay (9)/
7 Ken Dorsey (7)
RB 32 Kevin Barlow (14)
FB 40 Fred Beasley (10)

Defense

LE 95 John Engelberger (15)
LT 91 Anthony Adams (12)
RT 97 Bryant Young (16)
RE 96 Andre Carter (6)/
94 Brandon Whiting (5)/
92 Tony Brown (4)
ROLB 53 Jeff Ulbrich (14)
LILB 50 Derek Smith (14)
RILB 55 Jamie Winborn (10)
LCB 29 Ahmed Plummer (6)/
23 Jimmy Williams (6)
RCB 36 Shawntae Spencer (12)
SS 33 Tony Parrish (16)
FS 38 Ronnie Heard (14)

2005

Offense

WR 83 Arnaz Battle (8)/
84 Johnnie Morton (7)/
LT 68 Adam Snyder (7)/
67 Anthony Clement (6)/
75 Jonas Jennings (3)
LG 65 Justin Smiley (16)
C 52 Jeremy Newberry (10)/
66 Eric Heitmann (6)
RG 66 Eric Heitmann (10)/
64 David Baas (5)

RT 77 Kwame Harris (16)
TE 49 Terry Jones (5)/
47 Billy Bajema (5)
WR 85 Brandon Lloyd (15)
QB 11 Alex Smith (7)/
13 Tim Rattay (4)
RB 32 Kevin Barlow (12)
FB 40 Fred Beasley (7)

Defense

LE 97 Bryant Young (13)
NT 91 Anthony Adams (15)
RE 94 Marques Douglas (15)
LOLB 98 Julian Peterson (15)
LILB 56 Brandon Moore (8)/
50 Derek Smith (5)
RILB 50 Derek Smith (11)/
53 Jeff Ulbrich (5)
ROLB 96 Andre Carter (13)
LCB 26 Bruce Thornton (11)
RCB 36 Shawntae Spencer (14)
SS 33 Tony Parrish (9)/
38 Ben Emanuel (7)
FS 20 Mike Adams (9)

2006

Offense

WR 83 Arnaz Battle (15)
LT 75 Jonas Jennings (13)
LG 71 Larry Allen (11)
C 66 Eric Heitmann (14)
RG 65 Justin Smiley (16)
RT 77 Kwame Harris (16)
TE 85 Vernon Davis (8)/
47 Billy Bajema (6)
WR 81 Antonio Bryant (11)
QB 11 Alex Smith (16)
RB 21 Frank Gore (16)
FB 40 Moran Norris (7)

Defense

LE 97 Bryant Young (16)
DT 93 Ron Fields (9)
DT 91 Anthony Adams (5)
DE 94 Marques Douglas (16)
RE 96 Melvin Oliver (14)
LB 56 Brandon Moore (11)
LB 50 Derek Smith (12)
LB 99 Manny Lawson (11)
LCB 36 Shawntae Spencer (13)
RCB 27 Walt Harris (15)
SS 26 Mark Roman (11)/
33 Tony Parrish (5)
FS 28 Keith Lewis (9)/
20 Mike Adams (8)

2007

Offense

WR 83 Arnaz Battle (15)
LT 68 Adam Snyder (11)/
75 Jonas Jennings (5)
LG 71 Larry Allen (16)
C 66 Eric Heitmann (16)
RG 65 Justin Smiley (8)/
64 David Baas (8)
RT 74 Joe Staley (16)
TE 85 Vernon Davis (14)

WR 82 Darrell Jackson (15)
QB 11 Alex Smith (7)/
12 Trent Dilfer (6)
RB 21 Frank Gore (15)
FB 40 Moran Norris (5)

Defense

LE 97 Bryant Young (15)
DT 92 Aubrayo Franklin (13)/
90 Isaac Sopoaga (3)
DE 94 Marques Douglas (16)
LOLB 98 Parys Haralson (11)
LILB 50 Derek Smith (14)
RILB 52 Patrick Willis (16)
ROLB 95 Tully Banta-Cain (10)
LCB 22 Nate Clements (16)
RCB 27 Walt Harris (15)
SS 32 Michael Lewis (16)
FS 26 Mark Roman (16)

2008

Offense

WR 82 Bryant Johnson (12)
LT 74 Joe Staley (16)
LG 68 Adam Snyder (7)/
64 David Baas (9)
C 66 Eric Heitmann (16)
RG 69 Tony Wragge (10)/
62 Chilo Rachal (6)
RT 65 Barry Sims (8)/
68 Adam Snyder (6)/
75 Jonas Jennings (2)
TE 85 Vernon Davis (16)
WR 88 Isaac Bruce (15)
QB 13 Shaun Hill (8)/
14 J.T. O'Sullivan (8)
RB 21 Frank Gore (15)

Defense

LE 91 Ray McDonald (8)
NT 92 Aubrayo Franklin (15)
DT 90 Isaac Sopoaga (15)
DE 94 Justin Smith (16)
OLB 98 Parys Haralson (10)
LILB 51 Takeo Spikes (13)/
53 Jeff Ulbrich (3)
RILB 52 Patrick Willis (16)
OLB 99 Manny Lawson (10)
LCB 22 Nate Clements (15)
RCB 27 Walt Harris (16)
SS 32 Michael Lewis (16)
FS 26 Mark Roman (16)

2009

Offense

WR 84 Josh Morgan (15)
LT 74 Joe Staley (9)
65 Barry Sims (7)
LG 64 David Baas (16)
C 66 Eric Heitmann (16)
RG 62 Chilo Rachal (15)
RT 68 Adam Snyder (15)
TE 85 Vernon Davis (16)
46 Delanie Walker (8)
WR 15 Michael Crabtree (11)
88 Isaac Bruce (7)
QB 11 Alex Smith (10)

13 Shaun Hill (6)
RB 21 Frank Gore (14)
29 Glen Coffee (2)
FB 44 Moran Norris (7)

Defense

DT 90 Isaac Sopoaga (16)
NT 92 Aubrayo Franklin (16)
DT 94 Justin Smith (16)
SAM 99 Manny Lawson (16)
TED 51 Takeo Spikes (15)
MIKE 52 Patrick Willis (16)
WILL 98 Parys Haralson (16)
LCB 22 Nate Clements (6)
31 Dre' Bly (6)
25 Tarell Brown (4)
RCB 36 Shawntae Spencer (16)
SS 32 Michael Lewis (15)
FS 38 Dashon Goldson (16)

2010

Offense

WR 84 Josh Morgan (11)
LT 74 Joe Staley (9)
65 Barry Sims (7)
LG 77 Mike Iupati (16)
C 64 David Baas (16)
RG 62 Chilo Rachal (14)
68 Adam Snyder (2)
RT 76 Anthony Davis (16)
TE 85 Vernon Davis (16)
46 Delanie Walker (8)
82 Nate Byham (3)
WR 15 Michael Crabtree (15)
QB 11 Alex Smith (10)
1 Troy Smith (6)
RB 21 Frank Gore (11)
20 Brian Westbrook (5)
FB 44 Moran Norris (11)

Defense

DT 90 Isaac Sopoaga (16)
NT 92 Aubrayo Franklin (16)
DT 94 Justin Smith (16)
SAM 99 Manny Lawson (16)
TED 51 Takeo Spikes (16)
MIKE 52 Patrick Willis (15)
WILL 98 Parys Haralson (15)
55 Ahmad Brooks (1)
LCB 36 Shawntae Spencer (16)
RCB 22 Nate Clements (16)
SS 30 Reggie Smith (7)
23 Taylor Mays (6)
32 Michael Lewis (3)
FS 38 Dashon Goldson (16)

2011

Offense

WR 15 Michael Crabtree (14)
17 Braylon Edwards (5)
LT 74 Joe Staley (16)
LG 77 Mike Iupati (16)
C 59 Jonathan Goodwin (16)
RG 68 Adam Snyder (13)
62 Chilo Rachal (3)
RT 76 Anthony Davis (16)
TE 85 Vernon Davis (16)

46 Delanie Walker (7)
81 Justin Peele (2)
WR 15 Joshua Morgan (5)
19 Ted Ginn Jr. (3)
QB 11 Alex Smith (16)
RB 21 Frank Gore (15)
FB 49 Bruce Miller (8)
44 Moran Norris (2)

Defense

DT 91 Ray McDonald (15)
NT 90 Isaac Sopoaga (15)
DT 94 Justin Smith (16)
OLB 55 Ahmad Brooks (16)
ILB 53 NaVorro Bowman (16)
ILB 52 Patrick Willis (13)
54 Larry Grant (3)
OLB 98 Parys Haralson (16)
LCB 22 Carlos Rogers (16)
RCB 25 Tarell Brown (16)
SS 31 Donte Whitner (15)
FS 38 Dashon Goldson (14)
20 Madiou Williams (2)

2012

Offense

WR 15 Michael Crabtree (16)
LT 74 Joe Staley (16)
LG 77 Mike Iupati (16)
C 59 Jonathan Goodwin (16)
RG 75 Alex Boone (16)
RT 76 Anthony Davis (16)
TE 85 Vernon Davis (16)
46 Delanie Walker (4)
WR 82 Mario Manningham (10)
QB 11 Alex Smith (9)
7 Colin Kaepernick (7)
RB 21 Frank Gore (16)
FB 49 Bruce Miller (12)

Defense

DT 91 Ray McDonald (16)
NT 90 Isaac Sopoaga (9)
DT 94 Justin Smith (14)
OLB 55 Ahmad Brooks (16)
ILB 53 NaVorro Bowman (16)
ILB 52 Patrick Willis (16)
OLB 99 Aldon Smith (16)
LCB 22 Carlos Rogers (16)
RCB 25 Tarell Brown (16)
CB 29 Chris Culliver (6)
SS 31 Donte Whitner (16)
FS 38 Dashon Goldson (16)

2013

Offense

WR 81 Anquan Boldin (16)
LT 74 Joe Staley (16)
LG 77 Mike Iupati (12)
68 Adam Snyder (4)
C 59 Jonathan Goodwin (16)
RG 75 Alex Boone (16)
RT 76 Anthony Davis (16)
TE 85 Vernon Davis (15)
89 Vance McDonald (5)
WR 10 Kyle Williams (5)
15 Michael Crabtree (5)

QB 7 Colin Kaepernick (16)
RB 21 Frank Gore (16)
FB 49 Bruce Miller (13)

Defense

DT 91 Ray McDonald (14)
NT 90 Glenn Dorsey (13)
DT 94 Justin Smith (16)
OLB 55 Ahmad Brooks (16)
ILB 53 NaVorro Bowman (16)
ILB 52 Patrick Willis (14)
OLB 99 Aldon Smith (8)
51 Dan Skuta (8)
LCB 22 Carlos Rogers (16)
RCB 25 Tarell Brown (11)
26 Tramaine Brock (6)
SS 31 Donte Whitner (16)
FS 35 Eric Reid (16)

2014

Offense

WR 81 Anquan Boldin (16)
LT 74 Joe Staley (16)
LG 77 Mike Iupati (15)
78 Joe Looney (1)
C 66 Marcus Martin (8)
67 Daniel Kilgore (7)
78 Joe Looney (1)
RG 75 Alex Boone (14)
78 Joe Looney (2)
RT 76 Jonathan Martin (9)
76 Anthony Davis (7)
TE 85 Vernon Davis (14)
89 Vance McDonald (4)
46 Derek Carrier (1)
88 Garrett Celek (1)
WR 15 Michael Crabtree (16)
84 Brandon Lloyd (2)
13 Stevie Johnson (1)
QB 7 Colin Kaepernick (16)
RB 21 Frank Gore (16)
FB 49 Bruce Miller (8)

Defense

DT 91 Ray McDonald (14)
63 Tony Jerod-Eddie (2)
NT 93 Ian Williams (8)
92 Quinton Dial (6)
DT 94 Justin Smith (16)
OLB 55 Ahmad Brooks (13)
59 Aaron Lynch (3)
ILB 50 Chris Borland (8)
52 Patrick Willis (6)
54 Nick Moody (2)
ILB 57 Michael Wilhoite (16)
OLB 51 Dan Skuta (9)
99 Aldon Smith (6)
96 Corey Lemonier (1)
LCB 20 Perrish Cox (14)
26 Tramaine Brock (2)
RCB 29 Chris Culliver (14)
CB 36 Dontae Johnson (3)
25 Jimmie Ward (1)
SS 41 Antoine Bethea (16)
FS 35 Eric Reid (15)
43 Craig Dahl (1)

2015

Offense

WR	81	Anquan Boldin (13)
	11	Quinton Patton (4)
LT	74	Joe Staley (16)
LG	75	Alex Boone (13)
	61	Andrew Tiller (3)
C	66	Marcus Martin (13)
	67	Daniel Kilgore (3)
RG	65	Jordan Devey (9)
	61	Andrew Tiller (4)
	71	Erik Pears (2)
	66	Marcus Martin (1)
RT	71	Erik Pears (14)
	77	Trent Brown (2)
TE	89	Vance McDonald (11)
	88	Garrett Celek (8)
	84	Blake Bell (5)
	85	Vernon Davis (5)
WR	82	Torrey Smith (12)
	14	Jerome Simpson (1)
QB	2	Blaine Gabbert (8)
	7	Colin Kaepernick (8)
RB	28	Carlos Hyde (7)
	24	Shaun Draughn (6)
	23	Reggie Bush (1)
	32	DuJuan Harris (1)
	38	Jarryd Hayne (1)
FB	49	Bruce Miller (5)

Defense

DT	90	Glenn Dorsey (7)
	64	Mike Purcell (3)
	91	Arik Armstead (1)
NT	93	Ian Williams (16)
DT	92	Quinton Dial (15)
OLB	55	Ahmad Brooks (14)
	96	Corey Lemonier (2)
	95	Tank Carradine (1)
ILB	57	Michael Wilhoite (12)
	51	Gerald Hodges (4)
ILB	53	NaVorro Bowman (16)
OLB	59	Aaron Lynch (13)
	58	Eli Harold (1)
LCB	26	Tramaine Brock (15)
	36	Dontae Johnson (1)
RCB	20	Kenneth Acker (13)
	47	Marcus Cromartie (1)
	36	Dontae Johnson (1)
	25	Jimmie Ward (1)
CB	25	Jimmie Ward (6)
	36	Dontae Johnson (1)
SS	29	Jaquiski Tarrt (8)
	41	Antoine Bethea (7)
	25	Jimmie Ward (1)
FS	35	Eric Reid (16)

HISTORICAL HIGHLIGHTS

1949

December 10, the NFL and AAFC announced that the two leagues will merge. The NFL agrees to adopt Baltimore, Cleveland and San Francisco as new franchises.

1950

The 49ers struggled in their NFL debut, winning only three games. A rival coach described them as “not big enough or tough enough.”

1951

In an amazing reversal of form sparked by a great rookie group, the 49ers were in the race until the season’s final day and finished only a half game off the top. Led by LB Hardy Brown and his famed shoulder tackle, the club had one of the toughest defensive units in the League. QB Y.A. Tittle and E Billy Wilson began their great 49er careers.

1952

After a blazing start, the 49ers slumped in mid-season. HB Hugh “The King” McElhenny came off the University of Washington campus to become the NFL PLAYER OF THE YEAR and the most feared runner in football.

1953

The 49ers had their best NFL showing posting a 9–3 record, normally good enough for a championship. Detroit, however, was 10–2. Two of San Francisco’s losses came with QB Y.A. Tittle sidelined because of a severe facial injury. The three defeats were by a total of nine points. FB Joe “The Jet” Perry became one of the few players in pro history to gain more than 1,000 yards in a single season. E Gordy Soltau was the league’s top scorer for the second straight year.

1954

The 49ers jumped out to a blazing start, posting a 4–0–1 record through the season’s first five games. However the early momentum was slowed by injuries to three key members of the legendary “Million Dollar Backfield.” QB Y.A. Tittle, HB Hugh McElhenny and FB Joe Perry all missed action with different injuries, but Perry returned to become the first player to record 1,000 yards rushing in consecutive seasons.

1955

With HB Hugh McElhenny hobbled by a foot injury, the 49ers had their second–worst season in history under Norman P. Strader, who succeeded Buck Shaw as head coach.

1956

In head coach Frankie Albert’s first year at the helm, the 49ers were in last place at mid-season with a 1–6 record. They went 4–0–1 in their last five games for a brilliant stretch drive.

1957

This undoubtedly was one of the most emotional and dramatic seasons in 49ers history. Every game was a cliffhanger and the Alley Oop pass from QB Y.A. Tittle to rookie HB R.C. Owens became a household byword. Emotions reached a peak when the beloved Tony Morabito collapsed and died of a heart attack at the Chicago Bears game on Oct. 27. Trailing 17–7, the 49ers fought back for a great victory, 21–17. The magnificent E Billy Wilson caught a pass from Tittle for the winning touchdown in the fourth quarter. Tied with Detroit at 8–4 when the season ended, the 49ers lost the playoff game, 31–27, after holding a 27–7 lead in the third quarter.

1958

An up–and–down season finished on a high note with victories over Green Bay and Baltimore. The 6–6 record, however, was blackened by the 33–3 and 56–7 lacerations at the hands of the Los Angeles Rams. Head coach Frankie Albert resigned at the end of the year.

1959

With Howard W. “Red” Hickey in charge, the 49ers were in contention all the way and QB John Brodie came into his own at quarterback when he led the team to a 21–20 upset of Cleveland. HB J.D. Smith, a converted defensive back, became the second 49er to accumulate more than 1,000 yards rushing.

1960

Howard W. “Red” Hickey saved a seemingly hopeless season when he installed his shotgun attack and the club captured four of its last five games, including a 30–22 upset of Baltimore.

1961

The success of Howard W. Hickey’s shotgun amazed the football world, especially in a 49–0 victory over Detroit. QB Billy Kilmer, a passing–running rookie from UCLA, was made to order for the new offense. When the shotgun stopped, QB John Brodie took over again in the T formation and had the finest season in 49ers QB annals. Indicating the evenness of NFL competition, the 49ers were playing for a second–place tie, plus a trip to the Runner–up Bowl at Miami, or a fifth–place position on the last day of the season. The Colts again won by three points, but 1961 will remain as one of the most exciting and interesting years in 49ers history.

1962

For the first time since 1956, the 49ers finished a frustrating season with more defeats than victories. In so doing, the honored adage of “it’s easier to win at home than on the road,” proved false—the 49ers won only one of seven at Kezar Stadium, but captured five of seven road contests.

1963 – A multitude of injuries to key personnel started the 49ers off to a disappointing 2–12 season. One of the victories, however, was a 20–14 upset of ultimate world champion Chicago, the only league defeat suffered by the Bears all season.

1964

Club Chief Executive Victor P. Morabito died of a heart attack in May. Injuries to key personnel prevented the 49ers from gaining enough offensive momentum to forge a winning season despite having one of the toughest defensive units in the league. Outstanding rookie performances by E Dave Parks, QB George Mira and LB Dave Wilcox also took some of the sting from the 4–10 record.

1965

Outstanding offensive performances enabled the 49ers to jump from the bottom to fourth place in the Western Division as the team led the NFL in both scoring and total offense. QB John Brodie was the most productive passer in the NFL, E Dave Parks led the league in receiving and rookie FB Ken Willard and veteran HB John David Crow, acquired in an off-season trade, led a strong ground game. The 7–6–1 record included a season–opening 52–24 victory over the Chicago Bears, marking the most points scored by the 49ers in NFL play.

1966

After a somewhat slow start, the 49ers got in gear just before the midway point and became one of only two teams to beat the eventual world champion Green Bay Packers. After that, they finished with a respectable 6–6–2 record and were in the battle for second place in the Western Division until the final league game. G John Thomas and E Dave Parks were All–Pro, and they joined G Howard Mudd, C Bruce Bosley, FB Ken Willard and LB Dave Wilcox in the Pro Bowl.

1967

An auspicious start (5–1) disintegrated into disappointment for the 49ers as injuries took a heavy toll and a six–game losing streak took them out of the running. QB George Mira came off the bench to lead the squad to two season–ending victories and salvage a 7–7 record. There were bright spots, however, as QB John Brodie and the 49ers were the only team to beat the power–laden Rams in a league game. G Bruce Bosley played in the Pro Bowl for the second straight season.

1968

Under new coach Dick Nolan, the 49ers posted a 7–6–1 record. The season turned on key wins over the New York Giants, 26–10, and Green Bay, 27–20. Brilliant performances by QB John Brodie, WR Clifton McNeil and RB Ken Willard led a prolific offense, while DT Charlie Krueger, LB Dave Wilcox and DB Kermit Alexander sparked a revitalized defense. McNeil and G Howard Mudd were chosen All–NFL and were joined by Wilcox, Willard and Alexander in the Pro Bowl.

1969

Beset by injuries that nearly decimated the defensive unit, the 49ers struggled through the early part of the season. They went winless in their first five games before beating Baltimore, the first time they had

beaten the Colts in 13 previous games. The 49ers finished 4–8–2 and five players—HB Jimmy Johnson, LB Dave Wilcox, G Elmer Collett, RB Ken Willard and rookie WR Gene Washington—were selected to the Pro Bowl. Johnson was also All–Pro and winner of the Len Eshmont Award.

1970

This was the greatest year since the club became a member of the NFL in 1950. The team recorded a 10–3 record and captured the Western Division (NFC) Championship. QB John Brodie was the NFL's Player of the Year, CB Bruce Taylor was NFC Rookie of the Year and Coach Dick Nolan was a near-unanimous choice as NFC Coach of the Year. Brodie, WR Gene Washington, LB Dave Wilcox and HB Jimmy Johnson were All–Pro and joined T Len Rohde in the Pro Bowl.

1971

The 49ers forged a 9–5–0 record and won their second consecutive NFC Western Division title, clinching the crown on the final day by beating Detroit, 31–27, the identical score by which the Lions had knocked the 49ers out of championship play in 1957. The season also was the club's first in its plush new home, Candlestick Park. C Forrest Blue, LB Dave Wilcox and CB Jimmy Johnson were All–Pro and joined in the Pro Bowl by TE Ted Kwalick, WR Gene Washington, RB Vic Washington, DE Cedrick Hardman and CB Bruce Taylor.

1972

Early-season inconsistency, compounded by an injury to QB John Brodie in the fifth game of the season, cast appall on the 49ers prospects for a third-straight NFC Western Division title, but QB Steve Spurrier stepped in for Brodie and turned things around with a brilliant, poised performance. In the final quarter of the final game against Minnesota, the recovered Brodie relieved Spurrier and threw two TD passes in a 20–17 win over the Vikings. The victory clinched divisional title number three, but Spurrier's nine-game contribution was the key. C Forrest Blue, DB Jimmy Johnson, TE Ted Kwalick, WR Gene Washington and LB Dave Wilcox were All–Pro selections.

1973

In what was both a disappointing and significant year, the 49ers were 5–9 after tackling the NFL's toughest schedule, a rash of key injuries and an unsettled quarterback situation. It also marked the end of the brilliant careers of QB John Brodie and DT Charlie Krueger, both of whom retired at year's end. C Forrest Blue and LB Dave Wilcox were voted All–Pro and joined in the Pro Bowl by TE Ted Kwalick, G Woody Peoples and P Tom Wittum.

1974

The 49ers used five different quarterbacks after an injury to starter QB Steve Spurrier, a week before the season opened, sidelined him for most of the year. After winning the first two games, the club lost a team-record seven straight and then closed with a rush, winning four of its last five to finish the season 6–8. RB Wilbur Jackson was named The Sporting News ROOKIE OF THE YEAR and was named to the NFL All–Rookie team along with QB Tom Owen and

DB Mike Holmes. C Forrest Blue and P Tom Wittum were All–NFC and selected for the Pro Bowl along with HB Jimmy Johnson. A knee injury forced perennial All–Pro LB Dave Wilcox to retire after a brilliant 11-year career with the 49ers.

1975

A strong defensive performance throughout the season couldn't offset an erratic offense troubled by an unsettled quarterback situation and a rebuilding offensive line. The high point of the 5–9 season was a 24–23 win over Los Angeles to end a 10-game losing streak to the Rams. At season's end, DE Cedrick Hardman was the club's first ever two-time Len Eshmont Award winner.

1976

A turnaround year for the 49ers as the team, under coach Monte Clark, posted an 8–6 record, their first winning season since 1972. With new QB Jim Plunkett at the controls, the 49ers got off to their best start ever (6–1), before hitting a mid-season four-game losing streak knocking the club out of playoff contention. The season saw the emergence of a powerful defensive unit that led the league in quarterback sacks with 61. RB Delvin Williams set a 49ers single-season rushing record with 1,203 yards. DE Tommy Hart was named All–Pro and played in the Pro Bowl along with Williams, DE Cleveland Elam and LB Dave Washington. C Randy Cross was an All–Rookie team selection. Hart became a two-time winner of the Len Eshmont Award and CB Jimmy Johnson retired after a brilliant 16-year career with the 49ers.

1977

In the 32nd year of their existence, the 49ers began a new era. On March 31, 1977, the club became the property of Edward J. DeBartolo Jr. and came under the guidance of Joe Thomas as general manager. The changeover was made more dramatic because the San Francisco 49ers were one of the few NFL franchises which had never previously changed ownership or location. On the field, under Coach Ken Meyer, the 49ers ran hot and cold. The club lost its first five games, then won five of the next six before dropping the final three contests to finish 5–9. SS Mel Phillips was named winner of the coveted Len Eshmont Award. DE Cleveland Elam was selected All–Pro and played for the NFC in the Pro Bowl.

1978

The 49ers suffered through their longest season as the club fell to 2–14 and three coaches were hired and fired in less than 12 months. First Head Coach Pete McCulley departed after nine games with a 1–8 record, and his replacement, Fred O'Connor, was let go at the end of the year as the team won just one of its final seven contests. Bill Walsh was hired as the new coach and general manager. RB Paul Hofer, who replaced RB O.J. Simpson when the newly-acquired star went to the sidelines for the year with a shoulder injury, was named recipient of the Len Eshmont award.

1979

The 49ers suffered through their second consecutive 2–14 season, but there were several indications of improvement. San Francisco went from virtually the worst-ranked offensive team in the league in '78 to one of the most productive in '79, ranking first in passing offense in the NFC and sixth in total offense in the NFL. RB Paul Hofer again was the Len Eshmont Award recipient and individual leader, racking up 615 yards rushing and an additional 662 yards receiving on 58 catches in only seven starts. QB Steve DeBerg broke Fran Tarkenton's NFL record for completions by connecting on 347 passes. K Ray Wersching set a club record with an 83.3 field goal percentage and also led the league with that mark. RB O.J. Simpson retired from the 49ers and the NFL, finishing as the second leading rusher of all time with 11,236 yards.

1980

In their second season of the Bill Walsh era, the 49ers showed gradual improvement in their rebuilding program. A three-game winning streak to open the season, combined with a three-game victory string from Week 12 through Week 14, enabled the Niners to post a 6–10 season, tripling the number of victories from each of the previous two 2–14 campaigns. Week 14 was a day when the 49ers made NFL history. That December 7 at Candlestick Park, the 49ers overcame a 35–7 halftime deficit against the New Orleans Saints to win in overtime, 38–35. The 28-point comeback was the biggest comeback in NFL history. E Jim Stuckey and P Jim Miller were named to All–Rookie teams, while another rookie, FB Earl Cooper, led the NFC in receptions with 83, the most catches ever by an NFL rookie. WR Dwight Clark caught 82 passes to break the team wide receiver mark, and QB Joe Montana set the club passing percentage record at 64.5 with 176 completions in 273 attempts.

1981

It was a year of firsts and bests for the 49ers in 1981. In his third season as head coach and general manager, Bill Walsh guided San Francisco to a 16–3 record (best record in the league that year), the NFC Western Division title (first since '72), the NFC Championship crown (first ever for the 49ers) and the World Championship/Super Bowl XVI win (first ever for the 49ers). Walsh earned every possible NFC Coach of the Year award and all seven NFL Coach of the Year honors, while six 49ers were named to the Pro Bowl—WR Dwight Clark, C Randy Cross, QB Joe Montana, DE Fred Dean, S Ronnie Lott and S Dwight Hicks. Three San Francisco players were selected to All–Pro teams as recognized by the NFL—Cross, Lott and Dean. Montana, who led the NFC in passing in '81, was named MVP of Super Bowl XVI (for leading his team to a 26–21 win over the Cincinnati Bengals of the AFC). Dean was picked UPI NFL Defensive Player of the Year, NFL Outstanding Defensive Lineman of the Year (NFL Players Association) and NFC Defensive Player of the Year (Kansas City Committee of the 101). San Francisco opened and closed the season in Pontiac, MI in drastically different styles. The 49ers lost two of their first three games of 1981, including the season opener on the road against Detroit, then ran off seven wins—before a loss to Cleveland 15–12—and ran off eight more wins (including playoffs, the NFC Champion—

ship and Super Bowl XVI). The 49ers won 15 of their last 16 games, beat five opponents twice—including all three postseason foes—and became the first team since Chicago in 1945–47 to go from the worst NFL record (2–14 in 1979) to the league’s best (13–3 in ’81) in just three seasons. All this happened with three rookies (S Carlton Williamson, CB Eric Wright and Lott) starting in the defensive secondary. Those three rookies, along with Montana, Clark, Cross, WR Freddie Solomon and Hicks, combined with “old veterans” Dean and LB Jack “Hacksaw” Reynolds, formed a nucleus of world championship vintage.

1982

As defending world champions, the San Francisco 49ers did not enjoy the 1982 season, but then not many NFL fans, coaches and players throughout the league did either (except maybe in Washington, where the Redskins were Super Bowl XVII champs). The Niners fell to 3–6 and missed out on the playoffs. In the strike-shortened season, San Francisco went winless at home (0–5) but did manage a 3–1 road record (the Niners were 0–2 prior to the 57-day players’ strike and 3–4 following it). WR Dwight Clark had an outstanding season, leading the NFL with 60 receptions and being named consensus All-Pro and NFL Player of the Year by Sports Illustrated. LB Keena Turner (second-team All-Pro), S Ronnie Lott (Pro Bowl), C Randy Cross (Pro Bowl), S Dwight Hicks (Pro Bowl), T Keith Fahnhorst and QB Joe Montana (NFL record for five straight 300-yard passing games) were bright spots in an otherwise disappointing season.

1983

For the second time in three seasons, San Francisco played in the NFC Championship Game. The ’83 49ers were 10–6 (third best regular season victory total in club history) and NFC Western Division Champions (fifth time since 1970, second time since 1981). In the playoffs, San Francisco squeezed past Detroit, 24–23, but lost to Washington, 24–21, in the NFC Championship contest. Individual standouts included QB Joe Montana (the league’s No. 1 all-time QB entering the 1984 season), S Ronnie Lott (making his third Pro Bowl appearance in as many years), DE Fred Dean (leading the NFC in sacks with 17.5), DE Dwaine Board (second in sacks with 13), CB Eric Wright (team leader in interceptions with seven, two for scores), WR Dwight Clark (team leader with 70 receptions and eight TDs), WR Freddie Solomon (club record 21.4 yards per catch), K Ray Wersching (team-record 126 points, including a perfect 51–of–51 PATs), offensive linemen C Randy Cross, T Keith Fahnhorst and G John Ayers, RB Roger Craig (752 yards rushing, 427 receiving), RB Wendell Tyler (856 rushing yards, 285 receiving) and NFL All-Rookie team pick LB Riki Ellison.

1984

The 49ers experienced the most successful regular season in NFL history by winning a league record 15 games, including all eight road contests—setting yet another NFL standard. The Niners broke 14 team records in ’84, while becoming the first NFC team to sweep all of its conference games, and the first NFC West unit to win all contests within the division. Led by RB Roger Craig and QB Joe Montana, San Francisco capped the year by routing the Miami Dolphins in Super Bowl XIX, 38–16. The win was the

18th victory of the ’84 campaign, establishing an NFL standard for wins in a single season (including playoffs). San Francisco scored a then team-record 475 points. The 49ers defense was the stingiest in the NFL in ’84, allowing a league-low 227 points scored. Honors were numerous, including Pro Bowl recognition for 10 of Bill Walsh’s charges—Montana, RB Wendell Tyler, T Keith Fahnhorst, C Randy Cross and C Fred Quillan on offense and S Dwight Hicks, S Ronnie Lott, S Carlton Williamson and CB Eric Wright (the entire Niners secondary), and LB Keena Turner on defense.

1985

At 10–6, San Francisco qualified for postseason play for the fourth time since 1981. Offensively, RB Roger Craig and WR Jerry Rice emerged as potent weapons in the attack. Craig became the first NFL player to surpass 1,000 yards rushing and receiving in the same season. Rice was named NFC ROOKIE OF THE YEAR and set the team record for first-year players with 927 receiving yards. The defense experienced the influx of four new starters in ’85 (NT Michael Carter, LB Todd Shell, LB Michael Walter and DE John Harty). Carter won a berth on the Pro Bowl team, as did DBs Eric Wright and Carlton Williamson.

1986

The 49ers captured their fourth NFC Western Division title since 1981. Offensively, the team was led by All-Pro wide receiver WR Jerry Rice, who paced the NFL with 1,570 receiving yards and 15 touchdowns. Those marks established club standards in addition to Rice’s team-record 16 total scores. The defense managed 49 takeaways, tying the Kansas City Chiefs for NFL leadership. San Francisco’s 39 interceptions and 578 return yards set team records, while five scores on interceptions returns tied another club mark. S Ronnie Lott tied HB Dave Baker’s 1960 team record with 10 interceptions. The output by young players was vital due to major injuries suffered by many starting veterans. San Francisco made 20 roster moves during the season, shuffling players in and out of action. QB Joe Montana missed Weeks 2–9 due to back surgery, while backup signal-caller Jeff Kemp did not play Weeks 8–11 due to a hip injury.

1987

The San Francisco 49ers marched to an NFL regular season best 13–2 record. It marked a league-leading third time in the decade of the ’80s that the team either tied or posted the best win-loss percentage during the regular season. San Francisco led the NFL with 5,987 total yards and was best among league defenders allowing 4,095 total yards. It was the first time in Niners history that the team led the league in fewest total yards allowed. WR Jerry Rice set NFL records with 22 receiving touchdowns and scoring receptions in 13 consecutive games. The durable wide out received postseason Most Valuable Player awards from nearly every news agency and sports publication. QB Joe Montana won the first NFL passing title of his nine-year career and set a team record with 31 touchdown passes. S Ronnie Lott, Montana and Rice were joined by NT Michael Carter and RB Roger Craig on the NFC squad in the 1988 Pro Bowl.

1988

The 49ers climaxed their 1988 season in thrilling fashion with a dramatic touchdown drive in the waning seconds of Super Bowl XXIII. QB Joe Montana’s 10-yard scoring toss to WR John Taylor with 34 seconds remaining in the contest gave the Niners their third Super Bowl win of the decade and the rights to the title “Team of the 1980s.” The world championship game against the Cincinnati Bengals was a microcosm of the entire ’88 campaign. San Francisco opened the year strong with a 5–2 record, but by Week 12 were 6–5, two games out of first place with only five contests to play. That week’s victory over Washington launched a four-game winning streak that resulted in the Niners moving up from third to first place in the NFC West standings and earning a third consecutive NFC Western Division title. As the season ended RB Roger Craig broke the team’s single season rushing record (finishing with 1,502 yards) and K Mike Cofer established new Niners single-season standards for field goals attempted (38) and made (27). WR Jerry Rice went on a playoff tear that included: an NFL postseason record-tying three touchdown receptions against Minnesota, the Montana-to-Rice battery hooked-up on first half touchdowns of 61 and 27 yards at Chicago, and concluded with a Super Bowl XXIII MVP performance of 11 receptions for a Super Bowl record 215 yards and a touchdown. Defenders S Ronnie Lott, DE Charles Haley, NT Michael Carter, along with Rice, Taylor and Craig, were selected to the Pro Bowl.

1989

George Seifert was named head coach of the San Francisco 49ers just four days after the team had won its third World Championship under retiring head man Bill Walsh. Seifert’s quest for the title was tested early and often as the 49ers endured nail-biting wins at Indianapolis (30–24) and Tampa Bay (20–16) to open the season. QB Joe Montana threw for 428 yards and five touchdowns, including a team-record four TD tosses in the fourth quarter resulting in a 10-point victory (38–28) in Philadelphia. Under first-year offensive coordinator Mike Holmgren, the Niners accumulated more yardage than any other NFL team. WRs Jerry Rice and John Taylor, RB Roger Craig, G Guy McIntyre and QB Joe Montana were 1990 Pro Bowl participants. Rice’s 1,483 receiving yards paced the league. Craig exceeded 1,000 yards rushing for the second consecutive season and running mate FB Tom Rathman led NFC running backs with 73 receptions. Montana had the best season of his career. A consensus Player of the Year, Montana’s 112.4 quarterback rating set a then NFL single-season record. Montana was selected by his teammates as the ’89 recipient of the Len Eshmont Award. Fueled by Rice’s 72-yard first quarter catch—and-run for a score, the 49ers exploded for 27 first half points and cruised to a 41–13 victory against Minnesota in their opening ’89 playoff contest. The 49ers faced Los Angeles in the NFC Championship Game. The Niners started slowly, however. Two long, second-quarter scoring drives and a touchdown set up by an interception gave San Francisco a 21–3 lead at intermission. Cofer’s three field goals cushioned San Francisco’s lead as the team advanced to Super Bowl XXIV with a satisfying 30–3 win. The 49ers displayed optimal performance

at the highest level of competition while securing their second consecutive World Championship. The resounding 55–10 defeat of the Denver Broncos in Super Bowl XXIV was a convergence of talent and technique, planning and purpose. San Francisco tied or set nearly 40 Super Bowl records and Montana was honored with the game's MVP award for an unprecedented third time.

1990

The Niners finished the season with an NFL-best 14–2 mark and came within four seconds (in a 15–13 loss to the NY Giants) of earning their third consecutive trip to the Super Bowl. In addition to recording the NFL's best win–loss mark for the second straight season, the 49ers captured the NFC Western Division title for the fifth consecutive year and the eighth time since 1981 ('81, 1983–84, 1986–90). San Francisco claimed its 11th Division crown since the NFL/AFL merger of 1970, more than any NFC Western Division opponent (the Rams were second with eight), and second most in NFL history (behind Miami's 13 AFC East titles).

San Francisco opened the 1990 season with a team-record 10 consecutive victories. The 49ers also posted an 8–0 mark on the road, giving them the longest road winning streak in league history (19 games, including postseason) heading into '91. QB Joe Montana and WR Jerry Rice again formed one of the most prolific aerial combinations in pro football. Montana, who was named 1990 Sportsman of the Year by Sports Illustrated, finished his 12th NFL season by throwing for a then team-record 3,944 yards. He also tossed 26 touchdown passes (second in the NFC) and finished as the third highest rated quarterback in the conference. On the receiving end of many of those Montana passes was Rice, who became only the fourth player in league history to reach the century mark in receptions for a single season. Rice hauled in 100 passes for 1,502 yards and 13 TDs, and earned his fifth consecutive trip to the Pro Bowl.

In one of the most memorable performances of the season (if not team history), Rice tied an NFL record with five TD receptions in a 45–35 victory at Atlanta, October 14. The defensive side of the ball was led by LB–DE Charles Haley's 58 tackles and an NFC-high 16 sacks. For his efforts, the fourth-year player from James Madison University was named as a starter in the 1991 Pro Bowl. LB Bill Romanowski led the team in tackles with 79, while CB Darryl Pollard registered 74, including a team-high 72 solo stops. A number of team career records fell by the wayside in '90. Montana slipped past QB John Brodie to take over the career passing lead (34,998 yards), while RB Roger Craig became the all-time team record holder in career receptions with 508, moving ahead of WR Dwight Clark's total of 506. The 49ers placed five players on the 1991 NFC Pro Bowl squad, four as starters. Representing the 49ers were Haley, Rice, S Ronnie Lott and G Guy McIntyre, while Montana, selected as a starter, was unable to participate because of a finger injury suffered in the NFC Championship Game.

1991

It was a classic case of "too little...too late" for the San Francisco 49ers in 1991. After losing six of their first 10 games by a total of 26 points, the Nin-

ers won their remaining six contests (by a total of 95 points) but missed the playoffs for the first time since 1982.

The 49ers finished the 1991 campaign in impressive fashion during that final six-game span, with a margin of victory that averaged almost 16 points. During that final six-game span, the Niners defeated three playoff teams (New Orleans, Kansas City and Chicago) while averaging 31.5 points per game in the process. WR Jerry Rice continued to register his place in club and league history taking over the club's career receiving record with 525 catches. Rice finished third in the NFC with 80 receptions and 1,206 yards, surpassing 1,000 receiving yards for a club-record sixth consecutive season, and he led the NFL with 14 TD receptions. QB Steve Young won the NFL passing title, despite missing six games due to a knee injury. Young, who passed for 2,517 yards and 17 TDs, finished with a 101.8 rating, besting Washington's Mark Rypien (97.9) for the title.

When Young was injured at Atlanta November 3, QB Steve Bono (1,617 yards, 11 TDs) came off the bench to rally the team to five consecutive victories. On the defensive side of the ball, S Dave Waymer finished as the leader in total tackles (86), solo tackles (77), interceptions (4), interception return yards (78) and passes defended (16) and tied CB Kevin Lewis for the lead in forced fumbles (3). LB–DE Charles Haley and DE Larry Roberts each posted seven sacks, while CB Don Griffin's 99-yard fumble return against the Bears set a team record and was the third longest return in league history. San Francisco placed three players on the 1992 NFC Pro Bowl squad, two as starters, as Rice, Guy McIntyre and Haley were all selected (Rice and McIntyre as starters). It was the sixth time in Rice's seven-year career that he was selected to play on the islands. McIntyre and Haley were each selected for the third time.

1992

The San Francisco 49ers continued their winning tradition as they once again posted the NFL's best regular season record (14–2), while winning their sixth NFC Western Division title in seven years, and advancing to the NFC Championship Game for the second time in three seasons. In the NFC Divisional Playoffs, the 49ers defeated defending Super Bowl Champion Washington (20–13). However, San Francisco fell to Dallas, 30–20, in the NFC Championship Game at Candlestick Park the following week.

WR Jerry Rice continued to etch his name in football history, becoming the NFL's all-time touchdown reception leader with 103. He tied Steve Largent's mark of 100 in Week 13 against the Philadelphia Eagles (11–29), then broke the record the following week vs. the Miami Dolphins (12–6). QB Steve Young, who harvested a total of 34 awards, including the NFL's Most Valuable Player Award, won the NFL passing title for the second straight year, finishing an amazing 16.3 points ahead of his closest competitor. Young, who passed for 3,465 yards and 25 TDs, finished with a 107.0 rating. Following his 101.8 rating in 1991, it marked the first time in league history that anyone had posted back-to-back seasons with ratings higher than 100 each year. RB Ricky Watters gained 1,013 yards to establish a team rushing record for first-year backs. K Mike Cofer's 107 points led the 49ers in scoring for the fifth consecutive year.

On the defensive side of the ball, linebacking led the charge as LB Bill Romanowski finished as the leader in total tackles (80) and assists (15). LB Mike Walter (67 solo stops) and LB Tim Harris (17 sacks for 116 yards) also led defensive categories. CB Don Griffin paced the defensive backfield with five interceptions and 19 passes defended.

Fans at Candlestick saw the Niners rewrite part of the team's record book in '92 as they set team marks for total offense (598 yards) vs. the Buffalo Bills (Sept. 13) and points (56) in their win over the Atlanta Falcons (56–17, 10–18). San Francisco placed seven players on the 1993 NFC Pro Bowl squad, including four starters and five first-time participants. Rice, G Guy McIntyre, DT Pierce Holt and Young were all named as starters. TE Brent Jones, Watters and T Steve Wallace were also selected. It was the seventh time in Rice's eight-year career that he was selected to play on the islands and McIntyre was named for the fourth time, while the others made their first visits.

1993

The 1993 season was another in a long line of successes for the San Francisco 49ers. Among the team's accomplishments were: a 10–6 record, marking an NFL-record 11th consecutive season with 10 or more victories, the team's 10th NFC West title in 13 seasons and a third appearance in four years in the NFC title game. In addition, San Francisco led the National Football League in scoring and total offense and established or tied five of the team's nine major offensive records. The marks set included most net offensive yards (6,435), most TDs (61), most first downs (372) and highest average gain per play (6.3). The Niners also tied the team mark for net passing yards in a season with 4,302, equaling the record set in 1989.

Individually, QB Steve Young became the first player in NFL history to lead the NFL in passing three consecutive seasons, when he posted a 101.5 rating in 1993. In addition, it was his third consecutive season with a rating over 100, also a league first. Young completed 68 percent of his passes (second highest in team history) for a then club-record 4,023 yards. His 29 scoring passes in '93 ranked third on the team's single-season charts.

RB Ricky Watters led the ground game for the second consecutive season, narrowly missing the 1,000-yard mark with 950 yards. Watters posted 10 rushing TDs during the season and set an NFL single-game playoff record with a five-touchdown outburst vs. the New York Giants. WR Jerry Rice posted one of his best seasons, recording 98 receptions for 1,503 yards and 15 touchdowns on his way to being named NFL OFFENSIVE PLAYER OF THE YEAR by Associated Press. He also received the team's Len Eshmont Award. Defensively, DT Dana Stubblefield was named the NFL DEFENSIVE ROOKIE OF THE YEAR, capping a season in which he registered 10.5 sacks. LB Bill Romanowski (105) and S Tim McDonald (91) topped the team in tackles. Young, Rice and McDonald were selected to the Pro Bowl, joining T Harris Barton, G Guy McIntyre, TE Brent Jones and C Jesse Sapolu with that honor.

1994

The 1994 San Francisco 49ers completed one of the most impressive seasons in NFL history by cap-

turing their NFL-record fifth Super Bowl Championship at Joe Robbie Stadium in Miami. San Francisco defeated the San Diego Chargers 49-26 in Super Bowl XXIX to put the finishing touches on a 16-3 season and win an unprecedented fifth Vince Lombardi Trophy.

The offseason started on a high note. Despite facing an NFL-imposed salary cap in 1994, the 49ers still managed to sign such veteran free agents as LB Ken Norton Jr., LB Gary Plummer, DE Tim Harris, DE Charles Mann, DE Richard Dent, LB Rickey Jackson, C Bart Oates, WR Ed McCaffrey and CB Toi Cook. Then, after some draft day maneuvering, San Francisco came away with two first-round picks in DT Bryant Young and FB William Floyd. Injuries, however, played a key factor early in the campaign. By the end of the second game in Kansas City, the 49ers had lost most of their starting offensive line, as well as the services of Dent, their top pass-rusher, to various injuries. Despite signing CB Deion Sanders prior to Week 3, the problems continued. Still playing with a decimated line, San Francisco suffered its worst loss in almost 14 years when it dropped a 40-8 decision to the Philadelphia Eagles in Week 5 at Candlestick Park. The season turned around the following Sunday at Detroit when the 49ers, trailing 14-0 at one point, rallied to defeat the Lions 27-21. That win started a winning streak that extended 10 games and saw the 49ers finish 13-3 and win the Super Bowl. Among the other highlights from the 1994 season, the 49ers offense was one of the most potent ever. During the 16-game regular season, the 49ers scored a team-record 505 points, a total that ranks as the fourth-highest total in NFL history. The 31.6 points per game average also established a team record. In addition, San Francisco scored 66 touchdowns, shattering the previous team mark of 61.

QB Steve Young recorded one of the finest seasons in NFL history. He set a league record with a QB rating of 112.8 and became the first player in NFL history to lead the league in passing four consecutive seasons. He also set team records for completion percentage (70.2) and touchdown passes (35). In Super Bowl XXIX, he passed for a record six touchdowns, while being named the game's MVP.

Rookie Floyd emerged as one of the league's brightest young stars, rushing for 305 yards and six TDs. The 49ers went 10-1 after he was named to the starting lineup in Week 6 at Detroit. Young finished third on the team in rushing with 293 yards and led the team with seven rushing touchdowns. WR Jerry Rice set a team record with 112 receptions for 1,499 yards and 13 touchdowns. However, his shining moment came in Week 1 vs. the Los Angeles Raiders when he eclipsed Jim Brown's all-time touchdown mark with 127. Norton Jr. led the 49ers with 92 total tackles and 79 solo stops. S Merton Hanks placed second with 79 tackles (66-13) while leading the team with seven interceptions. DT Dana Stubblefield's 8.5 sacks and 53.5 sack yards led the squad for the second consecutive season. And finally, Sanders, who joined the team in Week 3, shattered the team record with an NFL-high 303 interception return yards on six thefts. Among his three returns for touchdowns (tying a team mark) were efforts of 93, 90 and 74 yards. He was named the NFL Defensive Player of the Year as well as a starter in the Pro Bowl. Other Pro Bowl selections included Young,

Rice, TE Brent Jones, Oates, G Jesse Sapolu, Hanks, Stubblefield, S Tim McDonald and RB Ricky Watters. CB Eric Davis had a team-leading 22 passes defensed during the regular season and four interceptions in the playoffs.

1995

San Francisco once again captured the NFC West Championship, despite battling through a season in which injuries wreaked havoc time and again. Among the key contributors who were sidelined during the campaign were starting FB William Floyd, whose season ended with a severe knee injury in the October New Orleans game, and QB Steve Young, who missed five games with a shoulder injury. Those injuries, in addition to several others in the offensive line throughout the season, would have crippled most teams; however, the 1995 49ers established a reputation as one of the grittiest in team history.

The defensive unit created a new aggressive identity, finishing the season ranked number one in the NFL. Not only did it lead the league in scoring defense, it set team records for fewest rushing yards allowed (1,061) and fewest rushing yards per game (66.3). San Francisco's defense also excelled in takeaways, forcing a total of 34, including a team-record seven (five interceptions, two fumbles) that resulted in touchdowns.

Among the standout performers were Pro Bowl selections CB Eric Davis, FS Merton Hanks and SS Tim McDonald, marking the second consecutive season the 49ers secondary included three Pro Bowl picks. LB Ken Norton Jr. racked up 127 tackles and set a team single-game record by returning two interceptions for touchdowns at St. Louis. LB Lee Woodall and DT Dana Stubblefield rounded out the Niners Pro Bowl defensive players. Offensively, WR Jerry Rice posted the finest of his legendary 11 seasons with the 49ers. He became the NFL's career leader with 942 receptions and 15,123 yards, while also establishing the league's single-season standard with 1,848 yards. He was named as a starter in the Pro Bowl for the 10th consecutive season.

Young, who returned to quarterback the team for the final four regular season games, was also selected to the Pro Bowl, as was TE Brent Jones, who made the squad as an alternate. One of the highlights of the season was the emergence of QB Elvis Grbac. Playing in place of the injured Young, he directed the Niners to three of their biggest wins of the season at St. Louis, at eventual world champion Dallas and at Miami. Floyd was the recipient of the team's Len Eshmont Award.

1996

One streak continued and another ended for San Francisco in 1996. With a 12-4 record, the 49ers reached double digits in the win column for the 14th consecutive season, the longest streak in the NFL. However, the upstart Carolina Panthers unseated the Niners as NFC West Champions, ending their four-year reign. San Francisco remained one of the league's most dangerous teams with an aggressive defense and a productive offense. Despite losing QB Steve Young for four full games and parts of four others with various injuries, the 49ers offense ranked second in the NFC with 398 points and sixth in the NFL in total offense.

WR Jerry Rice became the first player in NFL history to record four 100-catch seasons after making a league-high 108 receptions for 1,254 yards. The 12-year veteran earned his NFL record-tying 11th Pro Bowl invitation and was a first-team All-Pro selection. Young won his fifth NFL passing title with a QB rating of 97.2 and was named to the Pro Bowl for the fifth consecutive season.

Defensively, the 49ers had the league's most imposing pass rushing trio in DE Roy Barker, DT Bryant Young and DE Chris Doleman. Barker finished fourth in the NFC with 12.5 sacks, while Doleman's 11 sacks moved him into seventh on the NFL's career list with 115.5. Young was named a starter on the NFC Pro Bowl team and earned first-team All-Pro honors after posting 11.5 sacks and 85 tackles. He also claimed the 49ers Len Eshmont Award as the team's most inspirational and courageous player. The third-year veteran was joined on the Pro Bowl team by FS Merton Hanks, who was invited for the third consecutive season. As usual, Rice's assault on the record books continued. He became the first player in NFL history to register 1,000 career receptions and 16,000 receiving yards. Rice also surpassed K Ray Wersching as the team's all-time leading scorer with 982 points.

1997

Although they appeared vulnerable after first week injuries to QB Steve Young and WR Jerry Rice, the San Francisco 49ers rallied under the direction of rookie head coach Steve Mariucci, reclaimed the NFC West title and advanced to the NFC Championship Game. The 49ers finished with a 13-3 mark, including an 11-game winning streak, despite losing Rice for all but two games. They did it behind a new-found running attack and the league's top-ranked defense.

Mariucci became one of 13 head coaches since the NFL-AFL merger in 1970 to lead his team to a division title in his rookie season, and he was the fourth to do it directly out of the college ranks. The former University of California skipper established an NFL record for consecutive wins by a rookie head coach with an 11-game streak (games 2-12). The 49ers claimed their 13th NFC West title in 17 years and posted 10-or-more wins for the 15th consecutive season. Young suffered a concussion against Tampa Bay on opening day, but remained healthy throughout the season and claimed his NFL record-tying (Sammy Baugh) sixth league passing title with a rating of 104.7. The 13-year veteran showed consistency while getting adjusted to a new coach, new running back and two young receivers.

The 49ers made a commitment to a power rushing attack by signing G Kevin Gogan during the offseason. The additional size up front allowed the 49ers to finish fourth in the NFC in rushing yards. RB Garrison Hearst (1,019 yards) became the first 49ers running back to rush for 1,000 yards since 1992. With Rice out, WR Terrell Owens and WR J.J. Stokes became the primary receiving targets. Owens led the team with 63 receptions for 936 yards and eight touchdowns, while Stokes posted 58 receptions for 733 yards and four touchdowns. Rice returned for one game against Denver (12-15) and helped the 49ers clinch home field advantage throughout the playoffs with a 34-17 win. Rice became the first non-kicker in league history to reach 1,000 points with a 14-

yard touchdown catch in the second quarter of the Broncos contest.

The 49ers defense led the league in total yards allowed (250.8), finished second in takeaways (41) and was tied for third in sacks (54). They helped carry the burden as the offense adjusted to new personnel. For the second consecutive season, the 49ers had three players reach double figures in sacks. DT Dana Stubblefield (15.0), DE Chris Doleman (12.0) and LB Kevin Greene (10.5) led the sack attack. Stubblefield finished second in the league in sacks and was named NFL Defensive Player of the Year by Associated Press and earned the Len Eshmont Award as the team's most inspirational player. Of the seven 49ers named to the Pro Bowl, five were from the defense. Stubblefield was joined by Doleman, FS Merton Hanks, LB Lee Woodall and LB Ken Norton Jr. Gogan and Young were San Francisco's offensive selections.

1998

Led by one of the most productive offenses in team and league history, San Francisco posted its 16th consecutive winning season and remained one of the NFL's elite teams. Behind the strong arm of QB Steve Young, the powerful legs of RB Garrison Hearst and the triple-threat receiving corps of WR Jerry Rice, WR Terrell Owens and WR J.J. Stokes, the 49ers rolled to a 12–4 regular season mark and an appearance in the NFC Divisional Playoff Game. Young opened the season in sizzling fashion. The 14-year veteran established an NFL record by throwing for over 300 yards in six consecutive games, breaking the previous record of five held by former 49ers QB Joe Montana. Young finished the season completing 322-of-517 (62.3) passes for 4,170 yards and 36 touchdowns. His final passing rating of 101.1 marked the seventh consecutive season he has surpassed the 100-point barrier and earned him his seventh consecutive trip to the Pro Bowl.

The 49ers offensive line, led by Pro Bowl G Kevin Gogan, paved the way for Hearst's record-setting season. Hearst, and his team-record and career-high 1,570 yards rushing, were a major reason the 49ers led the NFL in rushing. His 198-yard performance against the New York Giants on Monday Night Football also set a then team-record and was a personal-best. His four plays of 70 yards or more led the league and helped earn him his first career Pro Bowl selection.

The 49ers receiving corps was in the capable hands of Rice, Owens and Stokes. Rice, returning from a serious knee injury in 1997, earned his 12th career Pro Bowl nomination and finished with a team-high 82 receptions for 1,157 yards and nine touchdowns. The athletic Owens asserted himself among the league's best receivers and brightest young stars by catching 67 passes for 1,097 yards and 14 touchdowns. Stokes caught a career-best 63 passes for 770 yards and eight touchdowns.

The 49ers defense was paced by the inspiring play of DT Bryant Young. Young was having an exceptional season with 54 tackles and 9.5 sacks before suffering a season-ending leg injury against the New York Giants on Monday Night Football. Young was still named Eshmont Award winner although missing the final four regular season games. LB Winfred Tubbs, in his first season with the 49ers, earned his first career Pro Bowl nomination after finishing with 112

tackles. CB Darnell Walker, FS Merton Hanks, S Zack Bronson and S Tim McDonald led the team with four interceptions each.

1999

San Francisco had a streak of 16 consecutive winning seasons snapped, after finishing the 1999 season with a 4–12 record. A season-ending injury to QB Steve Young in Week 3 sent the 49ers into a tailspin from which they did not recover. Replacing Young proved to be quite a task for QBs Jeff Garcia and Steve Stenstrom. Garcia received the first try at the job and responded admirably, posting a 24–22 victory, with a QB rating of 106.0, over the Tennessee Titans in his first NFL start. Garcia would start the next four games, but was replaced by Stenstrom in Week 10 at New Orleans. With Stenstrom struggling in starts against the Saints, Rams and Packers, the 49ers coaching staff returned Garcia to the starting lineup for a December 5 game at Cincinnati. And what a return it was. Garcia threw for a career-high 437 yards against the Bengals, including throwing two touchdown passes to WR Jerry Rice. The game proved to be an impetus for Garcia, who over the final five games of the season completed 121-of-182 passes for 1,441 yards, eight touchdowns and three interceptions for a quarterback rating of 98.3.

During that stint, Garcia completed 66.5 percent of his passes and was sacked just three times for 25 yards. San Francisco also was faced with the task of replacing 1998 Pro Bowl RB Garrison Hearst and his team-record 1,570 yards rushing. A key off-season acquisition of RB Charlie Garner proved more than an adequate replacement. Garner rushed for a career-high 1,229 yards, caught a career-high 56 passes for 535 yards and finished third in the NFL with 1,764 total yards.

The San Francisco running attack also was given a boost by second-year FB Fred Beasley's 276 yards rushing and 282 yards receiving, both marks were career-high's. Overall the 49ers led the NFL with 2,095 yards on the ground, becoming the first team to lead the league for consecutive seasons since Buffalo did it in 1991–92. The 49ers also led the league with a per-rush average of 5.0 yards.

The San Francisco receiving corps was once again paced by Rice. He finished the year with 67 receptions for 830 yards and five touchdowns. Certainly not the kind of numbers that Rice is accustomed to, but over the final five games of the season, Rice caught 24 passes for 420 yards (17.5) and three touchdowns. In that span he posted two 100-yard games, including a six-reception, 143-yard effort at Atlanta (1–3) in the season finale. WR Terrell Owens added 60 receptions for 754 yards and four touchdowns while J.J. Stokes totaled 34 grabs for 429 yards and two touchdowns, including a five-reception, 130-yard performance at Atlanta (1–3) in the season finale.

The 49ers defense struggled for much of the season, but was highlighted by several individual performances. DT Bryant Young was named the Associated Press Comeback Player of the Year and earned a Pro Bowl selection. After overcoming a devastating leg fracture that ended his 1998 season and left his future clouded in doubt, Young answered all questions by earning a Pro Bowl nomination with his 11.0 sacks on the season. S Lance Schulters, in his first season as a starter, responded by finishing

second in the NFC with six interceptions, including a game-winning 64-yard return against New Orleans (9–19) in the second week of the season. Schulters was named as the starting free safety for the NFC squad in the 2000 Pro Bowl.

2000

San Francisco opened its sixth decade in the NFL under new leadership. The transfer of ownership from Edward J. DeBartolo, Jr. to his sister Denise DeBartolo York was approved by the NFL May 23, 2000. DeBartolo, Jr. ended his tenure after guiding the 49ers to five Super Bowl Championships and 16 postseason appearances. A young San Francisco team, which at one point started five rookies on defense, showed marked improvement throughout the season, winning four of the last six games, to finish 6–10.

The offense again was one of the best in the league, which led to three starters being named to their first Pro Bowl – QB Jeff Garcia, RB Charlie Garner and WR Terrell Owens. Garcia, who was in his first season as the full-time starter, set the pace for the offense all season long. He set career-highs in every category, completing 355-of-561 passes for a team-record 4,278 yards, with 31 touchdowns and only 10 interceptions. He finished the year ranked fifth in the NFL with a 97.6 quarterback rating. Garcia started all 16 games and had six 300-yard passing games, including a 402-yard effort against Chicago in December, which was his third straight 300-yard passing performance and his sixth of the season. His productivity not only led to his first Pro Bowl appearance, but Football Digest also named him the NFL'S Most Improved Player.

WR Terrell Owens was one of the many benefactors of Garcia's success. Owens posted his second career 1,000-yard season, catching a career-high 97 passes for 1,451 yards, which ranked him fourth in the NFL. Owens, who only played in 14 games during the season, also had five 100-yard games and scored a team-high 13 touchdowns. Owens had his best performance of his career against Chicago in December, breaking a 50-year old NFL record with 20 receptions for 283 yards and one touchdown. Owens broke Tom Fears' NFL record of 18 receptions in a game, which he set back in 1950 with the Rams. The 49ers backfield was again in the capable hands of Garner and FB Fred Beasley. Garner earned his first Pro Bowl appearance and became the fourth 49ers running back to rush for 1,000 yards in back-to-back seasons. Garner, behind the stellar play of the 49ers offensive line, ran for 1,142 yards on 258 carries and seven touchdowns. Also a receiving threat, Garner set career-highs with 68 receptions for 647 yards and three touchdowns. In addition, he established a team record with 201 yards rushing vs. Dallas. Beasley also had a solid year, rushing for 147 yards on 50 carries and three touchdowns, while catching 31 passes for 233 yards and three touchdowns.

The 49ers defense was young, but got better over the last half of the season. The defense was again paced by the efforts of DT Bryant Young, who posted 51 tackles and led the team in sacks with 9.5. LB Ken Norton Jr. was one of only three players to start all 16 games, extending his consecutive games streak to 160. The 49ers defense started five rookies in the final game at Denver and had seven different rook-

ies start throughout the 2000 campaign. Rookies CB Ahmed Plummer, DE John Engelberger and CB Jason Webster all started at least 10 games. Six rookies—Plummer, Webster, Engelberger, LB Julian Peterson, DT Cedric Killings and S Ronnie Heard—participated in more than 20-percent of the total 1,096 plays.

2001

The San Francisco 49ers made their return to the playoffs after a two-year absence, as the young and improving team posted a 12–4 record. The year marked the return of RB Garrison Hearst, who came back from a devastating ankle injury that kept him out of football for two seasons. Hearst rushed for 1,206 yards, was named Associated Press Comeback Player of the Year and also earned his second career Pro Bowl nomination. In total, the 49ers had six players travel to the islands for the annual all-star game. In addition to Hearst on offense, QB Jeff Garcia and WR Terrell Owens made their second straight appearances, C Jeremy Newberry played in his first Pro Bowl, G Ray Brown made the first Pro Bowl appearance in his 16-year career, and on defense DT Bryant Young made his third Pro Bowl appearance, anchoring the 49ers defense that improved from ranking 29th in 2000 to 13th in 2001.

The offense was again in the capable hands of Garcia. The Gilroy native proved that 2000 wasn't a fluke. He completed 316-of-504 passes for 3,538 yards. The third-year veteran also threw 32 touchdowns, becoming the first 49ers quarterback to throw for 30 or more touchdowns in consecutive seasons. Owens was one of Garcia's favorite targets, especially when it came to the endzone. Owens caught 93 balls for 1,412 yards and a career-high and NFL leading 16 touchdowns. While Hearst was the big story, the offensive line, which returned all five starters from the 2000 season, proved to be vital to the team's success. For the fifth consecutive season, San Francisco produced a 1,000-yard rusher, which set a new team record.

The defense was still young, but improved as the season progressed. The defensive line added two new starters to the mix, although one of them was not so new. DT Dana Stubblefield returned to the 49ers after spending three seasons with Washington and rookie DE Andre Carter made an impression, especially in the last four weeks of the season when he was named NFC Rookie of the Month. Carter led the team in sacks with 6.5, adding 4.5 of those in the last five games. The unit as a whole improved over the last half of the season, posting a team-record three shutouts in the last month of the campaign. Another big addition was LB Derek Smith, who came over from the Redskins as well. Smith brought with him four consecutive seasons of 100 tackles or more. Smith kept that streak alive as he led the defense with 126 total tackles. Also helping the defense with its improvement was S Zack Bronson and CB Ahmed Plummer. Both players recorded career-highs with seven interceptions each. Bronson also returned two for touchdowns, including a career-high and team record 97-yard return at Chicago.

2002

The San Francisco 49ers entered 2002 with hopes of advancing past the first round of the NFC playoffs. The team accomplished the mission finishing

the season with 10 wins and advancing to the NFC Divisional Playoffs in grand fashion with the second largest playoff comeback in NFL history. The 49ers finished the season with a 5–1 division record and won their first division title since 1997. The team's success came from its ability to minimize turnovers, along with a strong running game. The 49ers gained 2,244 yards on the ground for the second consecutive season and RB Garrison Hearst established a career-high with eight rushing touchdowns. Helping Hearst were Pro Bowlers G Ron Stone and C Jeremy Newberry, who anchored an offensive line that was third in the NFL in fewest sacks allowed.

San Francisco had the least amount of turnovers in the NFC with 17. In his third season as director of the 49ers offense, QB Jeff Garcia earned his third consecutive Pro Bowl berth. He completed 62 percent of his passes and tied a team record by directing five fourth-quarter comebacks. WR Terrell Owens continued his dominance with a career-high 100 receptions and led the NFL with 13 receiving touchdowns. Owens surpassed 1,000 receiving yards for the third consecutive season and earned his third consecutive Pro Bowl bid.

Defensively, LB Julian Peterson had a breakout season with a career-high 104 tackles. He shut down several of the league's top tight ends and made history by playing four positions in a single game against Dallas (12–8). His effort earned him his first career Pro Bowl appearance. DT Bryant Young added an interior presence with his fourth career Pro Bowl nomination and S Tony Parrish proved to be an invaluable pickup with a career-high seven interceptions. He won the Len Eshmont and the Ed Block Courage Award, both firsts for a player in his inaugural season.

2003

Head Coach Steve Mariucci was released from the final year of his contract on January 15, 2003. The 49ers conducted an extensive search for Mariucci's successor and in the end hired Dennis Erickson. Erickson was introduced as the 14th head coach in 49ers team history on February 12, 2003. The Erickson era started with a 7–9 record for the 49ers in 2003.

The team struggled on the road, winning only one game, but was impressive at home, scoring more than 45 points in two separate home games. The team was represented in the Pro Bowl, the 23rd consecutive year the 49ers had at least one team representative in the islands. In 2003, WR Terrell Owens made his fourth consecutive Pro Bowl, LB Julian Peterson made his second consecutive trip and FB Fred Beasley made his first career appearance in Hawaii. On offense, QB Jeff Garcia missed three games due to injury, but threw for 2,704 yards and 18 touchdowns. In his place, QB Tim Rattay responded admirably, throwing for 856 yards and seven touchdowns while posting a 2–1 record in those three games. RB Kevan Barlow recorded his first career 1,000-yard rushing season after becoming the main tailback after RB Garrison Hearst went down with a knee injury and missed the final four games. Owens recorded his fourth consecutive 1,000-yard season, amassing 1,102 yards despite missing the final game of the year.

The 49ers defense finished the year ranked 13th overall in the NFL and ninth against the run. The unit

was led by Pro Bowler Peterson, who led the team in sacks with seven, and S Tony Parrish, who tied for the league lead with nine interceptions. The group as a whole recorded 42 sacks on the year, the highest total since 1998, which was good for second in the NFC and tied for fourth in the NFL. In addition, the 49ers defensive unit allowed only 268 yards per game, the lowest total since 1997. San Francisco also caused turnovers as evidence by its 13 fumble recoveries, its highest total since 1997.

2004

The San Francisco 49ers continued to build depth with a young squad of versatile and talented athletes in 2004. Despite a 2–14 overall record, the group was able to gain significant experience while individuals on both sides of the ball notched career milestones over the 16-game span. The 49ers also swept NFC West rival Arizona in two thrilling overtime battles in the confines of both Monster Park and on the road in Sun Devil Stadium. The team was also represented in the Pro Bowl for the 24th consecutive year as LS/TE Brian Jennings made his first trip to the Pro Bowl. Jennings was chosen to serve as a "need" player in Hawaii by the NFC coaching staff. On offense, TE Eric Johnson returned to the lineup after missing 2003 with a broken collarbone and paced the team with 82 receptions for 825 yards and two touchdowns. His performance was the best-ever by a 49ers' tight end.

WR Brandon Lloyd led the scoring attack with six touchdown receptions while RB Kevan Barlow steadied the ground game with 244 carries for 822 yards and seven touchdowns. Under center, QB Tim Rattay battled shoulder, forearm and foot injuries to play in nine games, including a career-best 417-yard performance in the 49ers first of two bouts against Arizona. Rattay rallied the offense from a 16-point fourth-quarter deficit to win 31–28 in overtime. In the process, he completed a team-record 38 passes en route to his first 400-yard game.

DT Bryant Young's 11 years of NFL experience served as the veteran voice behind the defensive unit. Young led the line with 79 tackles and three sacks and enjoyed a career game against Chicago after notching 10 tackles and two sacks, his 17th career multi-sack game. For his efforts, Young was presented the team's Len Eshmont and Bill Walsh Awards. It was an unprecedented fifth Len Eshmont award win for Young. DE John Engelberger responded with a career year, with a career-high 64 tackles. He led team with 6.0 sacks. Also a steady rock on defense was SS Tony Parrish, who started all 16 games to give him 112 consecutive career starts, the third-longest active streak at his position. LB Derek Smith also chipped in at the linebacker post, reaching the 100-tackle plateau for the eighth straight year. Smith and fellow LB Jeff Ulbrich led the team with 167 tackles. After a season-ending Achilles injury to LB Julian Peterson, LB Jamie Winborn stepped up with 104 tackles, 4.5 sacks and three forced fumbles.

The 49ers also saw much promise from a handful of young participants. Second-year T Kwame Harris played in 14 contests and did not allow a sack in the last five games after returning to the starting lineup on the left side. Also gaining experience on the line was rookie G Justin Smiley who played in all 16 games with nine starts. On the opposite

side of the ball, rookie RCB Shawntae Spencer finished third in the league with 12 starts as a rookie. He also led the defensive unit with 12 passes defensed. Second-year DT Anthony Adams continued to flourish in his role, registering a career-high nine stops against Washington. The special teams unit remained staunch, led by the efforts of rookie P Andy Lee. Lee finished the season with a 41.6-yard average, the highest since P Reggie Roby during the 1998 campaign. He led all rookies in the NFC in gross average and boomed an 81-yard punt against Tampa Bay (11–21–04) which was the longest of 2004 and the fourth-longest in team history. Another rookie, S Keith Lewis, also made his presence felt as he became the first player in 49er history to block a punt, force a fumble and recover a fumble in the same season. Lewis was able to accomplish this trifecta on only special teams plays.

2005

The San Francisco 49ers faced a tremendous amount of adversity during the 2005 campaign under new Head Coach Mike Nolan, but utilized both the highs and lows as opportunities to grow and improve. With a mix of veteran experience and young talent, the team doubled their win total from 2004 with a 4–12 record, including a series sweep over NFC West division rival St. Louis, a home win against playoff contender Tampa Bay, and a nail-biting overtime victory in the 2005 season finale against Houston.

The 49ers also made a historic trip to Mexico City to play NFC West division rival Arizona in front of an NFL-record 103,467 fans. Even though the 49ers lost a league-high 101 games by starters, including three of the four starters in the secondary, there were many individual and team bright spots, including strong showings from five players who started every game in 2005 (LB Derek Smith, NT Anthony Adams, G Justin Smiley, T Kwame Harris and C/G Eric Heitmann). Of the 11 original 2005 draft selections, 10 went on to spend the 2005 season on the 49ers roster and contributed on offense, defense and special teams. Six of the 10 started in some capacity throughout the season (RB Frank Gore, QB Alex Smith, G David Baas, T Adam Snyder, TE Billy Bajema and CB Derrick Johnson).

On offense, four different quarterbacks saw time under center. The most experienced of the four in the quarterback rotation, Tim Rattay, took the initial starting reins and led the 49ers to a 28–25 opening day victory against St. Louis. Shortly after, first overall draft pick Alex Smith made his professional debut, stepping in to relieve Rattay at Arizona in Mexico City. With the eventual trade of Rattay in Week 7 to Tampa Bay, and a knee injury to Smith, both Ken Dorsey and Cody Pickett also stepped in to call plays in the pocket. Smith returned to the starting lineup and gained valuable playing experience, seeing action in nine games with seven starts while showing outstanding poise and maturity in the pocket.

WR Brandon Lloyd led the aerial attack with 48 catches for 733 yards including five touchdowns from four different quarterbacks. WR Arnaz Battle also gained ground after rebounding from a knee injury, averaging 11.3 yards per catch while snagging three touchdowns. On the ground, RB's Kevan Barlow, Frank Gore and Maurice Hicks all chipped in 100-yard single-game performances and three

touchdowns each. Gore had a stellar first season while pacing all 49ers rushers with 127 carries for 608 yards. After losing C Jeremy Newberry and LT Jonas Jennings to injuries, the offensive line was able to develop some consistency in the second half of the season with rookie LT Adam Snyder and rookie G David Baas making significant strides as starters. Eric Heitmann also held strong as both a guard and center.

Defensively, veteran leader DE Bryant Young led the team with eight sacks (including three multi-sack contests), his most since 2000. His 77.5 sacks put him into third place on the 49ers all-time sack leader list. For his stellar performance, Young was voted by his teammates as the 49ers recipient of the Len Eshmont and Ed Block Courage Awards. Also paving the way was LB Derek Smith, whose 163 tackles led the 49ers, his fifth straight time to pace the unit. The team's co-MVP/Bill Walsh Award winner also notched his ninth straight 100-yard campaign. In the absence of an injured Jeff Ulbrich, LB Brandon Moore responded by finishing second on defense with career highs in tackles (93), sacks (5), interceptions (1) and fumble recoveries (1). Before he was lost for the season with a fractured fibula, S Tony Parrish posted two interceptions, returning one for a touchdown. His teammates, CBs Mike Adams and Shawntae Spencer led the team with four interceptions and a touchdown return each.

The special teams unit played a big part in the team's scoring efforts as co-MVP Bill Walsh Award winner K Joe Nedney accounted for 97 49ers points off of 28 field goals (including a 56-yard career long) and 19 extra points. P Andy Lee's three touchbacks in 107 punts placed him with the third-best ratio of touchbacks-to-punts among punters with 30 or more kicks in 2005. Special teams ace Terry Jackson stayed true to his form by leading the coverage unit with 21 tackles. And rookie return man Otis Amey got the season off to an electrifying start after returning a 75-yard punt for a touchdown in the season opener against St. Louis. Amey became the fifth 49ers rookie to return a punt for a touchdown and the first to do so on his first-ever return. He also became the second 49ers player (behind WR Nate Singleton) to score a touchdown on his first touch.

2006

Under the direction of second-year Head Coach Mike Nolan, the 49ers continued to build a framework for success – that included utilizing young talent sprinkled with enough veteran leadership to mentor and keep the group heading in the right direction. After a 4–12 campaign in 2005, the 49ers significantly increased their win total to seven and closed the year with two, morale-boosting road wins in Seattle and Denver to finish 7–9. The organization picked up some key free agents prior to the start of the 2006 season, including All-Pro and future Hall of Fame G Larry Allen, speedy playmaker CB Walt Harris and 13-year NFL veteran and proven Super Bowl winner QB Trent Dilfer. Their acquisitions paid immediate dividends. Allen and Harris joined second-year RB Frank Gore at the Pro Bowl to mark the 25th time in club history the team has been represented, and Dilfer served as a sturdy mentor to second-year starting QB Alex Smith.

The 49ers also added talent through the draft, picking up nine immediate contributors. Eight of the

nine draft picks (TE Vernon Davis, LB Manny Lawson, WR Brandon Williams, RB Michael Robinson, DE/LB Parys Haralson, TE Delanie Walker, S Marcus Hudson and DE Melvin Oliver) saw action during the season while three (Davis, Lawson and Oliver) were starters.

Offensively, the 49ers grew by leaps and bounds, largely in part to the schemes and game plans run by new Offensive Coordinator Norv Turner. QB Alex Smith began to flourish under Turner's guidance and became the first-ever 49ers quarterback to take every snap for the entire regular season while showing dramatic improvement in year two. He set career highs in every offensive category and led the 49ers to a fourth-quarter comeback win (24–14) in Seattle in his first career primetime game. C Eric Heitmann held strong under center, serving as the line's vocal and emotional leader and Bobb McKittrick Award winner. Leading the offensive production was RB Frank Gore, who plowed behind the line and new free agent FB Moran Norris en route to setting a franchise-record 1,695 rushing yards, tops in the NFC, and another record 2,180 combined yards. His 212-yard performance against Seattle was the highest single-game rushing total in 49ers history and was one of nine 100-yard rushing performances on the season. Gore was voted the team's co-MVP/Bill Walsh Award winner and Ed Block Courage Award recipient. Also chipping in was rookie TE Vernon Davis, who scored on his first NFL touch, a 31-yard touchdown catch in the season opener at Arizona.

The defensive unit overcame some early struggles and improved significantly during the second half of the season. LB Brandon Moore led the unit in tackles (114) and sacks (6.5) in his first year as a full-time starter. Consummate veterans LB Derek Smith (93 tackles), DT Marques Douglas (75 tackles, three sacks) and seven-time Len Eshmont Award winner DE Bryant Young (60 tackles, 5.5 sacks) led the group up front while CB Walt Harris and S Keith Lewis (72 tackles, two interceptions, one sack) proved to be new, impact presences in the secondary. Harris finished with one sack and a career-high eight interceptions including a 28-yard touchdown return at Denver. Rookie LB Manny Lawson wrapped his inaugural campaign with 65 tackles, 2.5 sacks, one interception and a blocked punt while rookie DE Melvin Oliver had 50 stops, one sack and a 12-yard fumble return for a touchdown. On special teams, K Joe Nedney amassed 116 points, the second-highest total of his career and eighth most in team history. Nedney was also successful on three onside kicks. RB Maurice Hicks continued to play a key role in the special teams effort. He led the unit with 20 tackles, one fumble recovery and also returned 57 kickoffs for a franchise record 1,428 yards, third best in the NFC. Also making a difference on the special teams unit was rookie RB Michael Robinson, who finished with 16 stops and a 33-yard return for a first down on a fake punt at Seattle.

2007

Head coach Mike Nolan and his team entered the 2007 season believing that anything less than the playoffs would be a disappointment. Unfortunately, the team fell far short of that mark with an overall 5–11 record as four different quarterbacks took the helm of the 49ers offense. 49ers fans did experience some highlights in 2007, including another 1,000–

yard rushing season for RB Frank Gore and a stellar season by LB Patrick Willis. The 49ers top pick out of Ole Miss won Defensive Rookie of the Year and Pro Bowl honors. Willis was also the only NFL rookie to be named All-Pro in 2007, becoming the first 49ers defensive rookie to earn the honor since CB Ronnie Lott in 1981. His 226 tackles was an unofficial NFL record and Willis earned numerous additional accolades. P Andy Lee joined Willis at the Pro Bowl as he put together one of the greatest punting seasons in NFL history. Lee set an NFL record for punts downed inside the 20-yard line with 42, while ranking second in gross punting average (47.3) and net punting average (41.0) behind Oakland's P Shane Lechler.

The 49ers went 2-1 in primetime games in 2007, winning the season opener on Monday Night Football against the Arizona Cardinals and defeating the Cincinnati Bengals on a Saturday night game in December. QB Alex Smith started the season with a 2-1 record before experiencing a shoulder injury in the fourth game of the season against Seattle. He eventually was placed on Injured Reserve in December and underwent surgery. QB Trent Dilfer stepped in for Smith and led the team with 1,166 passing yards on 113-of-219 passing. Dilfer eventually would suffer a concussion vs. Minnesota (12-9), and QB Shaun Hill replaced the veteran in Week 13 of the season. Hill was sharp during his three games of action, completing 54-of-79 passes for 501 yards with five touchdowns and one interception. However, Hill would also succumb to injury, being sidelined with a back injury for the season finale. QB Chris Weinke saw action in the final game of the season.

Despite inconsistency on offense, the 49ers special teams unit was among the league's most elite in 2007. K Joe Nedney connected on 17-of-19 field goal attempts, while Lee booted 49 punts of 50 or more yards (16 more than any other punter). At the conclusion of the season, one of the all-time great 49ers, DT Bryant Young, retired from the NFL after 14 seasons with San Francisco. Young led the 49ers with 6.5 sacks and finished with 89.5 sacks for his career, which is third on the 49ers all-time sack list behind Cedrick Hardman and Tommy Hart. He earned his eighth Len Eshmont Award, given to the player who best exemplifies the inspirational and courageous play of Len Eshmont.

2008

The San Francisco 49ers entered the 2008 season following a simple mantra, 'One game at a time.' Throughout the year, 49ers players and coaches experienced several transitions and tribulations, but did not allow their minds to linger in the past, nor venture too far into the future. The focused approach proved effective as the team won five of its final seven games to close out the season.

After a promising 2-1 start to the year, San Francisco dropped four straight contests before making a change at head coach. In his fourth season at the helm of the 49ers, Mike Nolan was replaced by assistant head coach/linebackers coach Mike Singletary. Upon accepting the position, Singletary said the foundation was in place to take the team to the 'next level.' The response by his players and staff proved positive as the 49ers finished with a 5-4 record under Singletary's direction. Immediately following the conclusion of the season finale against Washington, team President Jed York announced to

onlooking players and coaches in the locker room that Singletary would remain the 49ers head coach moving forward. The quarterback position was one of the first areas that Singletary addressed when taking over midway through the 2008 season. QB J.T. O'Sullivan started the first eight games of the year and showed an ability to make big plays, but costly turnovers proved to be problematic for the signal caller. O'Sullivan was replaced at the end of the first half of Singletary's first game as head coach against Seattle. Singletary later announced QB Shaun Hill would take over the starting role for the remainder of the season. The move appeared to be the right one as Hill went on to post a 5-3 record and a 87.5 overall passer rating. While Hill made his season debut midway through the year, RB Frank Gore was once again the centerpiece of the 49ers offense.

Despite missing two games with an ankle injury, Gore became the first 49ers player to rush for over 1,000 yards in three consecutive seasons, finishing the year with 1,036 rushing yards and 1,409 total yards from scrimmage. WR Isaac Bruce, who earned the team's coveted Len Eshmont Award in his first season in a 49ers uniform after spending 14 years with the Rams, recorded team-highs in receptions (61), receiving yards (835) and touchdown catches (7). TE Vernon Davis, who was named as an alternate for the Pro Bowl, finished the season ranked fourth on the team in receptions (31) and receiving yards (358).

On defense, Singletary consulted with defensive coordinator Greg Manusky and transitioned the unit into a more simplified, yet productive 3-4 alignment midway through the season. Over the final nine games of the year, the 49ers improved from 23rd in total defense to finish 13th (326.0) in the NFL. LB Patrick Willis earned his second consecutive Pro Bowl nod after totaling a team-high 185 tackles, while LB Takeo Spikes ranked second on the team with 122 tackles to go along with three interceptions in his first year with San Francisco. LB Parys Haralson had a breakout season with eight sacks, the most by a 49ers linebacker since Kevin Greene posted 10.5 in 1997. The 49ers defensive line got a boost with the offseason signing of DE Justin Smith, who ranked second on the team with seven sacks and fourth on the squad with 104 tackles.

As one of the most experienced units in the NFL, the 49ers secondary finished the season strong, allowing an average of 177.4 passing yards per game over the final five contests, which ranked third among NFL teams during that time span.

For the second year in a row, the 49ers special teams unit ranked among the best in the NFL. Led by special teams coordinator Al Everest, P Andy Lee, KR/PR Allen Rossum and RB Michael Robinson were all named alternates for the Pro Bowl. Lee finished the season ranked third in the NFL with a career-high and team-record 47.8 gross average.

2009

The 49ers took a step forward in 2009, recording their best finish since 2002 with an 8-8 record in head coach Mike Singletary's first full season, which included a 5-1 record against the NFC West. The 49ers opened the season with a bang against the defending NFC Champion Arizona Cardinals. LB Patrick Willis, who was named to his 3rd consecutive Pro Bowl as a starter at year's end, recorded the first

of his career-high 3 INTs on the year to propel his team to a 20-16 road victory. RB Frank Gore also played a large role in the win, scoring the go-ahead TD in the 4th qtr. as part of a 2-score performance. On the season, he went on to set personal bests with 10 rushing TDs and 13 total TDs, while becoming the only 49er ever to post four 1,000-yd. rushing seasons, despite missing two games to an ankle injury. Gore repeated his 2-TD performance the following week in a 23-10 victory at home against Seattle, running for scores of 79 and 80 yds. to join RB Barry Sanders as the only players in NFL history to register 2 TD runs of 75+ yds. in a single game.

With the momentum of a spotless division record, San Fran traveled to Minnesota for what would be an action-packed matchup. In a game where an ankle injury felled Gore on his first attempt, TE Vernon Davis rose to the occasion and recorded 2 TDs, one of which gave the 49ers a 4-point lead in the 4th qtr., which they held until Minnesota's last drive. Vikings QB Brett Favre milked every last second as he fired a 32-yd. TD pass with 2 seconds remaining, stabbing the hearts of 49ers fans. The 49ers bounced back the next week against St. Louis, defeating the Rams 35-0 to mark the first shutout by the team since 2002.

Following a crushing 45-10 loss to Atlanta at Candlestick Park, San Fran added another weapon to its arsenal as rookie WR Michael Crabtree joined the team over the bye weekend after missing the first 5 games of the season because of a contract impasse. Crabtree hit the ground running and went on to lead all NFL rookies with a 56.8 yds./game avg. over the final 11 contests. In his debut at Houston, the rookie dazzled the crowd with some acrobatic catches, but the show would eventually turn to two 49er veterans. After falling behind 21 points at halftime, Singletary made a change at quarterback, inserting Alex Smith into the lineup for Shaun Hill. Smith, who hadn't seen any action in nearly two years, responded by throwing a career-high 3 TDs in the final 2 qtrs., all of which were caught by Davis. Following the Texans game, Smith would go on to start the remainder of the season and register career-highs in passing TDs (18), completion pct. (60.5) and quarterback rating (81.5), while Davis proceeded to put up historic numbers on his way to being named a starter in his first Pro Bowl. The talented tight end finished the year with 965 yds. and tied the NFL single-season record for TD receptions (13) by a tight end. The next week at Indianapolis, the team lost starting LT Joe Staley on the first offensive play to a knee injury.

Behind the crafty play-calling of defensive coordinator Greg Manusky, the 49ers became the only team to hold NFL MVP QB Peyton Manning without a TD on the season. Despite the unit's valiant effort, the 49ers fell 18-14. A 34-27 loss to the Titans at home inspired the squad for a prime-time, Thursday Night Football showdown against Chicago. In what was a microcosm of the defense's season, the unit recorded 5 INTs, including SS Michael Lewis' victory-sealing pick in the end zone. After digging themselves a 23-3 hole at Green Bay, San Fran valiantly battled back in the final 2 qtrs., only to come up short by less than a TD in the 30-24 defeat.

The defense exacted revenge at home against Jacksonville the following week, allowing just 3 points as Davis and Gore each scored in the 20-9 victory. Despite a career-high 310 yds. passing from

Smith, the 49ers lost in Seattle, 20–17, before returning home for a prime time, MNF rematch against Arizona. A statement game for the defense, the 49ers forced 7 turnovers (5 FRs, 2 INTs), including a franchise record 7 FFs, as the 24–9 win sealed the season sweep of the Cardinals. The Niners penchant for forcing turnovers allowed them to post the NFL's 5th-best turnover ratio in 2009 (33 takeaways; 24 giveaways). In the blizzard-beaten city of Philadelphia the following Sunday, the Niners struggled with turnovers in a 27–13 loss to the Eagles. Facing Detroit a week later, TDs from Davis and Gore led the way as the 49ers outgunned the Lions 20–6.

San Fran would move toward its final game in St. Louis with a chance to secure its first non-losing season since 2002. Overcoming a slow 1st half, Alex Smith and Co. put up 28 points in the final half, including a 73-yd. TD catch by Davis to register his record-tying total. Gore capped off the day with 2 TDs and his 5th 100-yd. performance of the year, giving him 20 such career games and tying him with Joe Perry for the franchise record.

2010

The San Francisco 49ers entered the 2010 season with high hopes, having finished the previous season with their best record since 2002 and having five players named to the Pro Bowl. The 49ers dug themselves an insurmountable deficit with a 0–5 start that they ultimately could not overcome. San Francisco finished the year with a 6–10 record and a third place finish in the NFC West. The 49ers opened the season on the road against the Seattle Seahawks. With the arrival of former USC head coach Pete Carroll, the 49ers were not completely certain about what to expect and were stunned by a 31–6 loss.

The Niners opened their home slate on Monday Night Football against the Super Bowl Champion New Orleans Saints to Candlestick Park. RB Frank Gore rushed for 112 yds., and 1 TD on the ground and 1 through the air. 49ers QB Alex Smith passed for 275 yards, but his heroics were not enough as New Orleans posted a late FG giving the Saints a 25–22 victory. A dismal offensive performance in a 31–10 loss in Kansas City influenced head coach Mike Singletary to let offensive coordinator Jimmy Raye go and promote QBs coach Mike Johnson to the role of play-caller. In week 4 the Niners traveled to Atlanta. The 49ers started fast but their inability to finish, however, ultimately cost them a win as the Falcons edged them, 16–14.

San Francisco returned home for its 2nd prime-time matchup in as many home games. NBC's Sunday Night Football pitted them against the Philadelphia Eagles. Again, San Francisco showed up under the brightest of lights, posting 309 yds. through the air including 3 TDs, but a late game INT gave the 49ers their 5th straight loss of the season, 27–24. The 49ers added some rays of hope against the visiting Oakland Raiders. Gore accounted for 149 yds. rushing, leading the 49ers offense to 349 yds. of total offense and earning the Niners their first win of

the season, 17–9.

The 49ers next test would be at Carolina. The Niners failed to capitalize on a late-game lead and allowed the Panthers to mount a 20–23 comeback victory on a game-winning FG as time expired. Starting QB Alex Smith suffered an injured shoulder during the 4th qtr. At 1–6, the team boarded a plane and traveled to London for a week-long road trip to square off with the Denver Broncos in the 2010 International Series game. With QB Troy Smith at the helm due to the injury to Alex Smith a week earlier, the "home team" defeated Denver, 24–16. After the bye week, the 49ers returned home to defeat division foe St. Louis 23–20 in OT, behind the big-play arm of Troy Smith and the Frank Gore run game.

The ensuing 21–0 shutout by Tampa Bay at Candlestick, the first home shutout since 1977, inspired the squad for a prime-time, MNF showdown at Arizona. The defense held the Cardinals to just 13 yds. rushing and forced 2 turnovers. Unfortunately, perennial Pro Bowl RB Frank Gore suffered a fractured hip during the contest ending his season. After a forgettable 34–16 loss to Green Bay at Lambeau Field, San Fran erupted for a season-high 40 points against the visiting Seahawks. Mike Singletary had handed the started QB role back to Alex Smith after the GB loss, and he went on to throw for 255 yds. and 3 TDs in the 40–21 win. Despite the momentum the Niners seemed to gain they lost, 34–7, at San Diego in a Thursday night matchup.

Despite a 5–9 record, San Francisco was still in NFC West hunt. Looking for a spark Singletary once again switched QBs, this time to Troy Smith. The spark that was expected never came to be and the 49ers suffered a devastating, 25–17, loss at St. Louis. With the division title and all playoff hopes out of reach, team President and CEO Jed York relieved head coach Mike Singletary of his duties that evening. Defensive line coach Jim Tomsula was later promoted to interim head coach for the final week of the season. The 49ers battled to finish the season with a favorable taste in their mouths vs. Arizona. RB Brian Westbrook notched 2 TDs while Alex Smith threw for 276 yds., 2 TDs and a QB rtg. of 107.8, in a 38–7 win.

2011

The San Francisco 49ers 2011 season began with great hope surrounded by as much, if not more, uncertainty, due in large to the arrival of head coach Jim Harbaugh and the lack of an offseason for the new coaching staff to gel with its players. By season's end, Harbaugh had led his team to a 14–4 record, a NFC West Division Title and a berth in the NFC Championship Game.

Although the 49ers became a blue collar unit focused solely on wins, individual honors were plentiful for the team in 2011. Harbaugh was named AP Coach of the Year at season's end and the team boasted a league-high five First Team AP All–Pros – DT Justin Smith, LB Patrick Willis, LB NaVorro Bowman, K David Akers and P Andy Lee (LT Joe Staley and CB Carlos Rogers were named to the Second

Team). San Francisco also posted a NFL-high nine Pro Bowl selections – Smith, Willis, Akers, Lee, Rogers, Staley, S Dashon Goldson, RB Frank Gore, and LS Brian Jennings.

Led by Willis and Smith, both finalists for Defensive Player of the Year, the 49ers defense possessed the most dominant front seven in the game, a unit that produced 40 of the team's 42 sacks and a Defensive Rookie of the Year finalist, LB Aldon Smith, who set the franchise's rookie sack record (14). The unit began the year without allowing a rushing TD in its first 14 games, a feat never before achieved in league history. The defense's NFL-high 38 takeaways allowed the 49ers to lead the league with a team-record turnover differential (plus-28). By the end of the year, the defense ranked 1st in the NFL against the run, 2nd in points allowed, and 4th in total defense.

The San Francisco offense played a physical brand that controlled the tempo of games, rarely made mistakes and made plays when it was ultimately needed. Six times in 2011, QB Alex Smith, RB Frank Gore and the Niners offense mounted come-from-behind wins. The offense tied NFL single-season records for fewest turnovers (10) and interceptions (5). Gore became the franchise's all-time leading rusher surpassing Joe "The Jet" Perry. Smith put together his finest year as a pro, finishing the season with a 90.7 QB rating, a 61.4 completion percentage and the NFL's lowest interception percentage (1.1). The quarterback also tied the franchise record with four, 4th quarter come-from-behind wins on the road (QB Joe Montana – 4 in 1989).

Special teams lived up to its name for the 49ers in 2011, as the unit finished the season ranked atop the NFL. The team featured two record-setting specialists in Akers and Lee. Akers set the NFL record for most field goals made (44) and most points in single-season, no touchdowns (166), while Lee registered a 44.0 net punt average, also setting a new NFL record. KR Ted Ginn Jr. became the first player in franchise history to record a punt return for a touchdown and a kickoff return for a touchdown in the same game in the season opener versus Seattle.

Inside the friendly confines of Candlestick Park, San Francisco posted a 7–1 record. The Niners never trailed by more than 3 points at home all season and averaged 27.6 points per game, ranking 6th in the NFL. The 49ers also boasted a 6–2 record away from home. The 6 wins on the road were the most by the team since 1996 (6–2).

In the 49ers first postseason game since 2002, they defeated the New Orleans Saints, 36–32. TE Vernon Davis shined as he registered 7 receptions for 180 yards and 2 touchdowns, including the game-winning 14 yarder from Alex Smith with :09 remaining.

A magical season came to an end in the NFC Championship game, as the 49ers fell to the eventual Super Bowl Champion New York Giants in overtime, 17–20.

2012

Carrying the heavy expectations from a trip to the NFC Championship in 2011, the 2012 San Francisco 49ers took a step further and won the NFC for the first time since the 1994 season. Head coach Jim Harbaugh led his team to a 11–4–1 regular season record, a second straight NFC West Title, and the sixth Super Bowl appearance in franchise history.

For the second consecutive season, accolades accompanied team achievement. The 49ers led the NFL with six First–Team AP All–Pro selections – LB Patrick Willis, LB NaVorro Bowman, LB Aldon Smith, G Mike Iupati, S Dashon Goldson, P Andy Lee and three Second–Teamers DT Justin Smith, LB Ahmad Brooks and T Joe Staley. In addition to the All–Pros, the 49ers also had nine players selected to the NFC Pro Bowl team – Bowman, Goldson, RB Frank Gore, Iupati, Aldon Smith, Justin Smith, Staley, S Donte Whitner and Willis. The Niners offensive line was also awarded the 2012 Madden Most Valuable Pro–tectors Award, which recognizes the best offensive line in the National Football League.

The 49ers defense picked up where they left off in 2011, dominant. The unit, which returned 10 of 11 starters from 2011, finished 2nd in the NFL in total points allowed (17.1 pts. per game) and 3rd in total defense (294.4 yds. per game). Aldon Smith broke Hall of Fame DE Fred Dean’s franchise sack record (17.5 in 1983), with 19.5. That mark was 2nd in the NFL in 2012 and 1–10th in NFL history. A stone–wall rush defense held opponents to an average of just 94.2 yds. per game, which ranked 4th in the NFL and a pass defense that allowed 200.2 yds. per game that also ranked 4th. The defensive unit was one of two teams in the NFL to rank in the top five in all four categories (Denver).

A dynamic and physical rushing attack complemented the Niners defense in 2012. Gore surpassed RB Roger Craig and RB Joe Perry’s franchise record of 50 career rushing TDs by punching in his 51st TD vs. Arz. (12/30). Entering the starting lineup in Week 11 due to an injured QB Alex Smith, QB Colin Kaepernick left opposing defenses in a daze with his versatility. In the Divisional Round of the playoffs vs. GB (1/12/13), Kaepernick set the NFL single–game rushing record by a quarterback with 181 yds. rushing and 2 TDs on 16 carries, as well as completing 17 of 31 atts. for 263 yds., and 2 TDs. Big plays from Kaepernick not only came on the ground, but through the air as he completed 21, 25+ yds. completions, which was good for 2nd in the NFL since taking over the starting job.

Special teams started the season off with K David Akers tying a NFL record long FG when he nailed a 63–yd. kick at GB (9/9). Andy Lee sat atop the NFL with a 43.2 net punting average and landed 36 punts inside the 20–yd. line, 3rd most in the NFL in

2012 and the second highest single season total of his career.

The 49ers were 6–1–1 at Candlestick Park this season, with the defense allowing just 9 TDs, the best in the NFL.

In addition to Kaepernick’s record–breaking performance in the 49ers 45–31 Divisional Round victory vs. the Packers, San Francisco also became the first team in NFL history to ever have two, 100–yd. rushers [QB Colin Kaepernick (181 yds. rushing), RB Frank Gore (119 yds. rushing)] and one, 100–yd. receiver [WR Michael Crabtree (119 yds. receiving)] in a playoff game. The following week, the Atlanta Falcons jumped out to a 17–0 lead in the NFC Championship Game at the Georgia Dome and Kaepernick led the charge by hitting 16 of 21 passes for 233 yds. and 1 TD with a QB rating of 127.7 as the 49ers came back to win 28–24. It was the 2nd largest deficit overcome to win a conference championship in NFL history.

The curtains closed on the biggest stage for the 2012 49ers as they fell to the Baltimore Ravens 34–31 in Super Bowl XLVII. The 49ers became the first team in Super Bowl history to have a 300–yd. passer, a 100–yd. rusher and two, 100–yd. receivers in a single game. Kaepernick threw for 302 yds., RB Frank Gore added 110 yds. rushing, WR Michael Crabtree tallied 109 rec. yds. and TE Vernon Davis recorded 104 rec. yds.

2013

Following a trip to Super Bowl XLVII in 2012, the San Francisco 49ers battled through adversity and high expectations to reach the NFC Championship Game for the third year in a row. Head coach Jim Harbaugh led his team to a 12–4 regular season record as the team closed out historic Candlestick Park and moves to its new home in 2014, Levi’s® Stadium.

Possessing a deep, talented roster, the 49ers had nine players selected to the 2014 Pro Bowl, the second most in the NFL – LB NaVorro Bowman, LB Ahmad Brooks, TE Vernon Davis, RB Frank Gore, G Mike Iupati, S Eric Reid, DT Justin Smith, T Joe Staley and LB Patrick Willis. San Francisco also had one First–Team AP All–Pro selection – Bowman, and four Second–Teamers – Brooks, V. Davis, J. Smith and Staley.

The 49ers defense continued its dominance under defensive coordinator Vic Fangio. The unit finished 3rd in the NFL in scoring defense (17.0 pts. per game), 4th in rushing defense (95.9 yds. per game), 5th in total defense (316.9 yds. per game) and 7th in passing defense (221 yds. per game). They were also the only team to not allow a 100–yd. rusher during the regular season.

In 2013, the Niners featured a balanced offen–

sive attack. Frank Gore rushed for 1,128 yds. and 9 TDs, which ranked 1–6th in the NFL, and WR Anquan Boldin registered team–highs in receptions (85) and rec. yds. (1,179). It marked the first time since 2003 that the 49ers have had a 3,000–yd. passer, 1,000–yd. rusher and 1,000–yd. receiver in the same season. QB Colin Kaepernick passed for 3,197 yds., the most for a 49ers QB since 2002 (Jeff Garcia – 3,344). He also rushed for 524 yds. during the regular season, which is the 2nd highest single–season rushing total by a quarterback in franchise history (Steve Young, 1992 – 537). During the postseason, Kaepernick rushed for 98 yds. at GB (1/5/14 – NFC–WC) and 130 yds. at Sea. (1/19/14 – NFC–C). He now owns three of the top five rushing performances by a QB in NFL postseason history.

The 49ers special teams unit was spectacular all season long. Veteran K Phil Dawson made 32 of 36 FG atts., including a franchise–record 27 in a row, en route to recording the 2nd–most made FGs in franchise history. He made two game–winning FGs [vs. Sea. (12/8) and at Arz. (12/29)] and was named NFC Special Teams Player of the Week in Weeks 14 and 17 for both performances. Andy Lee finished the season with the 3rd–highest gross avg. (48.2 yds.) and 4th–highest net avg. (41.7 yds.) in the NFL.

San Francisco took part in the NFL International Series, defeating the Jacksonville Jaguars, 42–10, at Wembley Stadium in London. With the win, the 49ers became the second team to win multiple games at Wembley Stadium (New England).

The 49ers hosted the final regular season game at Candlestick Park against the Atlanta Falcons on Dec. 23. The game marked the 350th played by the 49ers in their longtime home, “It’s an iconic venue,” said Harbaugh when asked to sum up his feelings before the farewell game. “It’d be an honor to be on that sideline for the last game at Candlestick, and we want to win it.” The 49ers would go on to win the game, 34–24, in epic fashion. In the 4th quarter, after closing the gap to 3 points and recovering a crucial onside kick, the Falcons seemed poised to score a go–ahead touchdown and threaten the festivities of the final game at Candlestick. However, The ‘Stick had one last moment left when CB Tramaine Brock broke up a Matt Ryan pass and NaVorro Bowman made the interception and returned it 89–yds. for the score, sealing the legacy of the historic venue and sending the 49ers into the playoffs.

The season came to an end after dropping a back–and–forth contest with the division–rival Seattle Seahawks, 23–17, in the NFC Championship Game at CenturyLink Field. Jim Harbaugh became the first head coach in NFL history to lead his team to a conference title game in each of his first three seasons.

2014

The San Francisco 49ers inaugurated Levi's® Stadium as their new home in 2014, a season that saw key legends RB Frank Gore and WR Anquan Boldin reach career milestones. With an 8–8 record, the 49ers overcame a slew of injuries to register their fourth–consecutive season with a .500–or–better record for the first time since 1998.

In the final game of 2014, Gore rushed for 144 yds. on 25 carries to become just the 20th running back in NFL history to eclipse the 11,000–yd. mark for his career. He finished the 2014 season with 1,106 rushing yds., becoming the 11th player in league history to rush for 1,000 yds. or more in eight seasons. Boldin also joined the NFL's elite ranks, becoming just the 17th player in league history to reach 900 career receptions, and the 24th player to record 12,000 receiving yds. He is now one of only four players to record 500–or–more rec. yds. in 12 consecutive seasons, joining the likes of Jerry Rice, Terrell Owens and Randy Moss. Boldin finished the season with 83 catches for 1,106 yds. and five touchdowns.

San Francisco was represented again at the 2015 Pro Bowl as T Joe Staley and G Mike Iupati were selected. Five other players – S Antoine Bethea, G Alex Boone, LB Chris Borland, RB Frank Gore and DT Justin Smith – were named as Pro Bowl alternates.

Defensively, no other team worked through adversity as efficiently as the San Francisco 49ers. Under the direction of defensive coordinator Vic Fangio, the 49ers defense ranked near the top in several categories for the fourth–consecutive season despite injuries to many key players, including All–Pro linebackers Patrick Willis and NaVorro Bowman. San Francisco finished with the league's 5th best unit overall (321.4 YPG), allowing the 7th fewest rushing yds. per game (100.8) and the 5th fewest passing yds. per game (220.7), and finished the season with a league–leading 23 INTs.

On the other side of the ball, San Francisco relied on bell cow running back Frank Gore to be the focal point of the NFL's 4th–best rushing attack, which averaged 136.0 yds. per game. The 49ers managed 62 plays of 10–or–more rushing yds. – 4th–most in the league – as Gore pieced together his eighth season of 1,000–or–more yds. QB Colin Kaepernick threw for a career–high 3,369 yds., 19 TDs and 10 INTs. He tied the franchise record for the most consecutive games with a TD pass (18) following a Week 12 victory over Washington [Steve Young – 18 (10/9/94 – 11/26/95)]. He also rushed for a QB franchise record 639 yds.

Led by K Phil Dawson and P Andy Lee, the 49ers special teams unit maintained its reputation as one of the league's finest. Dawson connected on 25–of–31 FG attempts, including the 2nd most made FGs of 50–or–more yds. among all kickers en route to becoming one of 19 players in NFL history to surpass 1,500 pts. scored. Lee finished the season with the 6th highest punting average (46.8).

San Francisco bid an end to the 2014 season with back–to–back home games. Against the Chargers in Week 16, the 49ers rushed for a franchise record 355 yds., with Gore and Kaepernick both registering 150–or–more yds. on the ground. The duo became just the fourth pair of teammates to accomplish that feat in a single game in NFL history.

In the team's final home game, the 49ers topped the Cardinals, 20–17, in a tightly contested matchup. Gore eclipsed the century mark for the fourth time in 2014 and for the 39th time in his career, which is the second–most among all active players.

The 2014 season was full of highs and lows, ultimately resulting in the team missing the playoffs for the first time since 2010.

2015

The 2015 season for the San Francisco 49ers was full of ups and downs, but ended on a high note as the team earned an overtime victory over division–rival St. Louis. LB NaVorro Bowman returned to the field after missing all of the 2014 season due to injury and started all 16 games as he led the NFL in tackles with 154 and earned First–Team All–Pro honors. Along with T Joe Staley, Bowman was one of two 49ers selected to the Pro Bowl.

The 49ers opened the season with a 20–3 win on *Monday Night Football* over the Minnesota Vikings led by RB Carlos Hyde, who rushed for a career–high 168 yards and two touchdowns. After a win at home over the Baltimore Ravens in Week 6, the 49ers dropped two division games to fall to 2–6 at the midway point in the season. Heading into Week 9, head coach Jim Tomsula tabbed QB Blaine Gabbert as the starter, as he promptly led the team to a 17–16 victory over the Atlanta Falcons who were 6–2 prior to the matchup at Levi's® Stadium. Two weeks later, San Francisco earned their fourth win of the season in dramatic fashion, as Gabbert connected with WR Torrey Smith for a 71–yard touchdown pass in overtime to beat the Chicago Bears on the road.

On offense, WR Anquan Boldin continued his Hall of Fame career by becoming the first player in

NFL history to register 50–or–more receptions and 600–or–more yards in each of his first 13 seasons in the NFL. As the team's leading receiver for the third consecutive season, Boldin became just the 13th player in NFL history to record 1,000–or–more receptions in their career (1,009) and moved into 12th place all–time in receptions and 17th in NFL history in receiving yards (13,195).

Gabbert started the final eight games of the season for the team and threw for 10 touchdowns with a career–high completion percentage of 63.1%. In his first year with the 49ers, WR Torrey Smith showed off his speed and big play potential in becoming the first player in franchise history to register three receiving touchdowns of 70–or–more yards in the same season since WR John Taylor accomplished the feat in 1989. In hauling in 33 receptions for 663 yards and four touchdowns, he averaged 20.1 yards–per–catch, the highest in the NFL.

Under the guidance of running backs coach Tom Rathman, the team did not miss a beat in the rushing game throughout the season. Following an injury to Hyde, RB Shaun Draughn was brought in and registered career–bests in both rushing yards (273) and receiving yards (176) during his six games with San Francisco.

Defensively, NT Ian Williams, who suffered a season ending injury in 2014, returned to set a career–high in tackles while being named a team captain. DT Quinton Dial set a new career–high in tackles and 2015 first–round pick DL Arik Armstead registered two sacks while appearing in every game during his rookie season.

Second–year players made their mark on the defense in 2015 as LB Aaron Lynch built off his rookie season to post a career–high 6.5 sacks coming off the edge. DB Jimmie Ward also stood out, setting a career high with 65 tackles and recording the first pick–six of his career, playing all over the field.

On special teams, the ever–reliable K Phil Dawson continued his impressive career and led the team in points scored with 92. From Week 1 through Week 15, Dawson knocked through 19 consecutive FGs, the second longest streak in 49ers history. In Week 17, he became the 16th player all–time to reach the 1,600 career points mark and now made 386 career field goals, ranking 9th in NFL history.

SAN FRANCISCO'S ALL-TIME PRESIDENTS & PERSONNEL DIRECTORS

Years

1946
1947
1948
1949–50
1951–66
1967–72
1972
1973–76
1977–78
1979–82
1983
1984–87
1988–89
1990
1991–94
1995–97
1998
1999–2000
2001–03
2004
2005–07
2008
2009
2010
2011
2012–13
2014–15
2016

Team President

Anthony J. Morabito (Owner)
Allen E. Sorrell
Allen E. Sorrell
Anthony J. Morabito (Owner)
Anthony J. Morabito (Owner)
Louis G. Spadia
Louis G. Spadia
Louis G. Spadia
Edward J. DeBartolo, Jr.
Edward J. DeBartolo, Jr.
Bill Walsh (President & Head Coach)
Bill Walsh (President & Head Coach)
Edward J. DeBartolo, Jr.
Edward J. DeBartolo Jr.
Carmen Policy
Carmen Policy
Carmen Policy (President & CEO)
Denise DeBartolo–York (Owner)
Peter Harris (President & CEO)
John York (Owner)
John York (Owner)
John York (Owner)
Jed York (President)
Jed York (President & CEO)
Jed York (President & CEO)
Jed York (CEO), Gideon Yu (President)
Jed York (CEO), Paraag Marathe (President)
Jed York (CEO), Al Guido (President)

General Managers

John R. Blackinger (General Manager)
John R. Blackinger (General Manager)
Louis G. Spadia (Business Manager)
Louis G. Spadia (Business Manager)
Louis G. Spadia (General Manager)
Jack White (General Manager)
Jack White (Vice President for Personnel)
Louis G. Spadia (President & General Manager)
Joe Thomas (Vice President & General Manager)
Bill Walsh (Head Coach & General Manager)
John McVay (General Manager)
John McVay (Vice President/General Manager)
John McVay (Vice President of Football Administration)
John McVay (Vice President of Football Administration)
Dwight Clark (Vice President/Director of Football Operations)
Dwight Clark (Executive Vice President/Director of Football Operations)
Bill Walsh (Vice President/General Manager)
Terry Donahue (General Manager)
Terry Donahue (Vice President/General Manager)
Scot McCloughan (Vice President of Player Personnel)
Scot McCloughan (General Manager)
Scot McCloughan (General Manager)
Trent Baalke (Vice President of Player Personnel)
Trent Baalke (General Manager)
Trent Baalke (General Manager)
Trent Baalke (General Manager)
Trent Baalke (General Manager)

49ERS AAFC DRAFT (1946-49)

1947 (DECEMBER 20-21, 1946)	
1a. Glenn Davis, HB, Army	(2)
1b. Clyde LeForce, WB, Tulsa	(6)
2. Bob Wiese, HB, Michigan	(14)
3. Paul Duke, C, Georgia Tech	(22)
4. Don Samuel, HB, Oregon State	(30)
5. Alf Satterfield, T, Vanderbilt	(38)
6. John Zilly, E, Notre Dame	(46)
7. Gene (Red) Knight, HB, Louisiana State	(54)
8. Charlie Malmberg, T, Rice	(62)
9. Bob Leonetti, G, Wake Forest	(70)
10. Frank Broyles, QB, Georgia Tech	(78)
11. Jim Tyree, E, Oklahoma	(86)
12. Ed Robnett, FB, Texas Tech	(94)
13. Walter Slater, HB, Tennessee	(102)
14. Earl Wheeler, C, Arkansas	(110)
15. Les Proctor, G, Texas	(118)
16. Al DeRogatis, T, Duke	(126)
17. Earl Tullos, T, Louisiana State	(132)
18. Bryant Meeks, C, South Carolina	(138)
19. Ed Royston, G, Wake Forest	(144)
20. Max Bumgardner, E, Texas	(150)

1948 (DECEMBER 16, 1947)	
1. Joe Scott, HB, San Francisco	(5)
3. Jim Cason, HB, Louisiana State	(15)
4. Walt McCormick, C, Southern California	(23)
6. Fred Land, T, Louisiana State	(32)
7. Phil O'Reilly, T, Purdue	(38)
9. Bill Luongo, FB, Pennsylvania	(50)
11. Bob Steckroth, E, William & Mary	(62)
12. Gene Malinowski, T, Detroit	(70)
13. Len Modzelski, T, Scranton	(78)
14. Les Rideout, T, Bowling Green	(86)
15. Larry Olsonoski, T, Purdue	(94)
16. Wally Matulich, HB, Mississippi State	(102)
17. Bob Ravensberg, HB, Indiana	(110)
18. Bill Pritula, T, Michigan	(118)
19. Art Fitzgerald, HB, Yale	(126)
20. Pete Barbolak, T, Purdue	(134)
21. Dick Loepfe, T, Wisconsin	(142)
22. Bob Heck, E, Purdue	(150)
23. Floyd Lanhorne, G, Texas Tech	(158)
24. Goble Bryant, T, Army	(166)
25. Bill Talarico, FB, Pennsylvania	(174)
26. Everett Marshall, T, Pennsylvania	(182)
27. Perry Moss, HB, Illinois	(190)
28. Bill Bell, QB, Muhlenberg	(198)
29. Herb Siegert, G, Illinois	(206)
30. Frank Williams, FB, Utah State	(214)

1949 (JULY 8, 1948) (SECRET DRAFT)	
1. Ernie Stautner, T, Boston College	
2. Jim Winkler, T, Texas A&M	

1949 (DEC. 21, 1948) (DRAFTED ALTERNATELY 9-10)	
1. Chester Fritz, T, Missouri	(7)
3. Frank Lovuolo, E, St. Bonaventure	(20)
4. Mike De Noia, QB, Scranton	(28)
5. George Brodnax, E, Georgia Tech	(36)
6. John Hamberger, T, Southern Methodist	(44)
7. Dan Stiegman, C, North Carolina	(52)
8. Bernie Reid, G, Georgia	(60)
9. Fred Wendt, HB, Texas—El Paso	(68)
10. Dick Flowers, T, Alabama	(76)
11. Bob Lund, HB, Tennessee	(84)
12. Jon Baker, G, California	(92)
13. Jim Rinehart, QB, Arkansas	(100)
14. Don Garlin, HB, Southern California	(108)
15. Pete Wismann, C, State Louis	(116)
16. Homer Hobbs, G, Georgia	(124)
25. Paul Schoultz, HB, Miami (OH)	(171)
26. Jack Kelly, T, Louisiana Tech	(176)
27. Jasper Flanakin, E, Baylor	(181)
28. Rudy Smith, T, Louisiana Tech	(186)
29. Gordon Long, HB, Arkansas	(191)

49ERS ALL-TIME NFL DRAFT

1950 (JANUARY 21-22) (DRAFTED ALTERNATELY 9-10)	
1. Leo Nomellini, T, Minnesota	(11)
2. Don Campora, T, Pacific	(23)
3. Ray Collins, T, Louisiana State	(37)
4. Morris Bailey, E, Texas Christian	(49)
5. Harry Kane, C, Pacific	(63)
6. Don Van Pool, E, Oklahoma	(75)
7. Lindy Berry, HB, Texas Christian	(89)
8. Ellery Williams, E, Santa Clara	(101)
9. Pete Zinach, HB, West Virginia	(115)
10. Bob Celeri, QB, California	(127)
11. Harley Dow, T, San Jose State	(141)
12. Don Burke, FB, Southern California	(153)
13. Lou Ceconni, HB, Pittsburgh	(167)
14. Tom Payne, E, Santa Clara	(179)
15. Leo Crampsey, E, St. Bonaventure	(193)
16. Charley Shaw, G, Oklahoma A&M	(205)
17. Cliff Van Meter, HB, Tulane	(219)
18. Ralph Genito, HB, Kentucky	(231)
19. Forrest Klein, G, California	(245)
20. Jack Nix, E, Southern California	(257)
21. Guerin Alker, C, Loyola	(271)
*22. Billy Wilson, E, San Jose State	(283)
23. Jim Williams, E, Rice	(297)
24. Bill Wyman, T, Rice	(309)
25. Bob Dunn, G, Dayton	(323)
26. Jim Powers, QB, Southern California	(335)
27. Ken Johnson, G, Pacific	(349)
28. Charley Hall, HB, Arizona	(361)
29. Bob Whelan, HB, Boston	(375)
30. Bob Stillwell, E, Southern California	(387)

1951 (JANUARY 18-19, 1951) (DRAFTED ALTERNATELY 2-3)	
1. Y.A. Tittle, QB, Louisiana State	(3)
2. Pete Schabaram, HB, California	(17)
3. Bill Mixon, HB, Georgia	(28)
4. Choice to Cleveland	
5a. Dick Steere, T, Drake	(53)
5b. Al Carapella, T, Miami (FL)	(54)
(Choice from Chicago Cardinals)	
6. Bishop Strickland, HB, South Carolina	(64)
7. Dick Forbes, E, St. Ambrose	(75)
8. Joe Arenas, HB, Omaha	(89)
9. Bruce Van Alstyne, E, Stanford	(100)
10. Nick Feher, G, Georgia	(112)
11. Bill Jessup, E, Southern California	(126)
12. Jim Monachino, HB, California	(137)
13. Dick Harvin, E, Georgia Tech	(148)
14. Rex Berry, HB, Brigham Young	(162)
15. Dave Sparks, G, South Carolina	(173)
16. Bob White, HB, Stanford	(184)
17. Art Michalik, G, St. Ambrose	(198)
18. Jim Murphy, T, Xavier	(209)
19. John Phillips, HB, Southern Mississippi	(220)
20. Al Tate, T, Illinois	(234)
21. Hardy Brown, FB, Tulsa	(245)
22. Dwight Winslow, FB, Boise J.C.	(256)
23. Wally Brunswald, HB, Gustavus Adolphus (Sweden)	(270)
24. Tom Kingsford, QB, Montana	(281)
25. Mike Peterson, E, Denver	(292)
26. Keith Carpenter, T, San Jose State	(306)
27. Ray Lung, G, Oregon	(317)
28. Jack Rohan, HB, Loras College	(328)
29. S.P. Garnett, T, Kansas	(342)
30. Jerry Faske, HB, Iowa	(353)

1952 (JANUARY 17, 1952) (DRAFTED ALTERNATELY 8-9)	
1. Hugh McElhenny, HB, Washington	(9)
2. Bob Toneff, T, Notre Dame	(22)
3a. Gene Shannon, HB, Houston	(27)
(Choice from Chicago Cards)	
3b. Billy Tidwell, HB, Texas A&M	(33)
4. Marion Campbell, T, Georgia	(46)
5. Pat O'Donahue, E, Wisconsin	(57)
6. Jim Beasley, C, Tulsa	(70)
7. Don Robison, HB, California	(81)
8. Jerry Smith, T, Wisconsin	(94)
9. Glen Christian, HB, Idaho	(105)
10. Carl West, FB, Mississippi	(118)
11. J.D. Kimmel, T, Houston	(129)
12. Fred Snyder, E, Loyola	(142)
13. Rudy Yeager, T, Louisiana State	(153)
14. Frank Simons, E, Nebraska	(166)
15. Haldo Norman, E, Gustavus Adolphus (Sweden)	(177)
16. Bob Meyers, HB, Stanford	(190)
17. Al Baldock, E, Southern California	(201)
18. Bill Carey, E, Michigan State	(214)
20. Jess Yates, E, Louisiana State	(238)
21. Gene Offield, E, Hardin—Simmons	(249)
22. Jim Cozad, T, Santa Clara	(262)
23. Bill Glazier, E, Arizona	(273)
24. Ralph Kreuger, T, California	(286)
25. Henry (Bud) Laughlin, FB, Kansas	(297)
26. Dick Kane, G, Cincinnati	(310)
27. Waldo Schaff, T, Oklahoma A&M	(321)
28. Joe Palumbo, G, Virginia	(334)
29. Chuck Mosher, E, Colorado	(345)
30. Dick Patrick, C, Oregon	(358)

* — Future Arrival

**1953
(JANUARY 22, 1953)
(DRAFTED ALTERNATELY 9-8-7)**

- 1a. Harry Babcock, E, Georgia (bonus) (1)
- 1b. Tom Stohlhandske, E, Texas (10)
2. George Morris, C, Georgia Tech (21)
3. Bob St. Clair, T, San Francisco/Tulsa (32)
4. Ed Fullerton, HB, Maryland (46)
5. Hal Miller, T, Georgia Tech (57)
6. Choice to Chicago Bears
7. Paul Carr, HB, Houston (82)
8. Doug Hogland, T, Oregon State (93)
9. Hal Ledyard, QB, Tennessee—Chattanooga (104)
10. Pete Brown, G, Georgia Tech (118)
11. Al Charlton, HB, Washington State (129)
12. Carson Leach, G, Duke (140)
13. Bill Earley, HB, Washington (154)
14. Tom Fletcher, HB, Arizona State (165)
15. Charley Genthner, T, Texas (176)
16. Fred Durig, E, Bowling Green (190)
17. Hugh Latham, T, San Diego State (201)
18. Stan Wacholz, E, San Jose State (212)
19. King DuClos, T, Texas—El Paso (226)
20. Ray Huizinga, T, Northwestern (237)
21. Ken Bahnsen, HB, North Texas State (248)
22. Laverne Robbins, G, Midwestern State (262)
23. Travis Hunt, T, Alabama (273)
24. Ed Morgan, HB, Tennessee (284)
25. Ernie Stockert, E, UCLA (298)
26. Harley Cooper, HB, Arizona State (309)
27. Ralph McCleod, E, Louisiana State (320)
28. Tom Novikoff, HB, Oregon (334)
29. Don Stillwell, E, Southern California (345)
30. No pick as result of bonus choice

**1954
(JANUARY 28, 1954)
(DRAFTED 10TH)**

1. Bernie Faloney, QB, Maryland (11)
2. Leo Rucka, G, Rice (23)
3. Steve Korchek, C, George Washington (35)
4. Charlie Boxhold, HB, Maryland (47)
- 5a. Bob Hantla, G, Kansas (55)
(Choice from Pittsburgh)
- 5b. Frank Minceovich, G, South Carolina (59)
6. Floyd Sagely, E, Arkansas (71)
7. Sid Youngelman, T, Alabama (83)
8. Choice to Cleveland
9. Ted Connolly, G, Tulsa (107)
10. Choice to Cleveland
11. John Skocko, E, Southern California (131)
12. Hal Easterwood, C, Mississippi State (143)
13. Morgan Williams, G, Texas Christian (155)
14. Sam Williams, HB, California (167)
- 15a. Ed Gossage, T, Georgia Tech (171)
(Choice from Green Bay)
- 15b. Sam Palumbo, G, Notre Dame (179)
16. Bobby Fiveash, HB, Florida State (191)
17. Carl Kautz, T, Texas Tech (203)
18. Morris Kay, E, Kansas (215)
19. Bob Edmiston, T, Temple (227)
20. Frank DePietro, HB, Georgia (239)
21. Howard Alsop, T, Middle Tennessee State (251)
22. Ralph Reynolds, HB, North Texas State (263)
23. LeRoy Fenstermaker, QB, Rice (275)
24. Jerry Daniels, T, Tennessee Tech (287)
25. John Platt, FB, Elon (299)
26. Pete Bello, C, Pasadena C.C. (311)
27. Gayford Baker, G, Nebraska—Omaha (323)
28. Bob Garbrecht, FB, Rice (335)
29. Ted Dunn, FB, Murray State (347)
30. Don Folks, E, Houston (359)

**1955
(JANUARY 27-28, 1955)
(DRAFTED ALTERNATELY 8-9)**

1. Dick Moegle, HB, Rice (10)
2. Frank Morze, C, Boston College (21)
3. Carroll Hardy, HB, Colorado (34)
4. Matt Hazeltine, C, California (45)
5. Eldred Kraemer, T, Pittsburgh (58)
6. Bobby Luna, HB, Alabama (69)
7. John Dean, QB, Virginia Tech (82)
- *8. Fred Meyers, QB, Oklahoma State (93)
- *9. Fred Preziosio, T, Purdue (106)
10. Ron Aschbacher, E, Oregon State (117)
11. Rudy Rotella, E, Nebraska—Omaha (130)
- *12. Lou Palatella, T, Pittsburgh (141)
13. Richie Gaskell, E, George Washington (154)
14. Nick McKeithan, HB, Duke (165)
15. Burdette Hess, G, Idaho (178)
16. Jim Hall, E, Auburn (189)
17. Bob Newton, G, San Diego State (202)
18. Ron Pheister, C, Oregon (213)
19. John Garzoli, T, California (226)
20. Glen Dyer, QB, Texas (237)
21. George Maderos, E, Chico State (250)
22. Pete Vann, QB, Army (261)
- *23. Tom Gunnari, E, Washington State (274)
24. Bob Heaston, G, Cal Poly—San Luis Obispo (285)
25. Dewey Wade, E, Kansas State (298)
26. Johnny Kerr, E, Purdue (309)
- *27. Dick Shockey, QB, Marquette (322)
28. Don Sanders, HB, Stanford (333)
- *29. Otto Kniedinger, T, Penn State (346)
- *30. Bob Gongola, QB, Illinois (356)

**1956
(NOV. 29, 1955/JAN. 19, 1956)
(DRAFTED ALTERNATELY 1-2)**

1. Earl Morrall, QB, Michigan State (2)
2. Bruce Bosley, T, West Virginia (15)
3. Bill Herchman, T, Texas Tech (26)
4. Frank Pajaczkowski, HB, Richmond (40)
5. Choice to Los Angeles
6. Tony Sardisco, LB, Tulane (64)
- *7. Larry Barnes, FB Colorado State (75)
8. Charles Smith, E, Abilene Christian (88)
9. Jim Cox, E, Cal Poly—San Luis Obispo (99)
10. Jerry Zaleski, HB, Colorado State (112)
11. Stewart Pell, T, North Carolina (123)
12. Roger Swedberg, T, Iowa (136)
13. Ralph Moody, HB, Kansas (147)
- *14. R.C. Owens, E, College of Idaho (160)
- 15a. Reed Henderson, T, Utah State (171)
- 15b. Gene Boyd, HB, Abilene Christian (172)
(Choice from Pittsburgh)
16. George Herring, QB, Southern Mississippi (184)
17. Richard Weiss, T, Mississippi (195)
18. Billy Yelverton, T, Mississippi (208)
19. Pete Arrigoni, HB, Arizona (219)
20. Bob Scarbrough, C, Auburn (232)
21. L.C. Joyner, HB, E. Contra Costa C.C. (243)
22. Clarence Wessman, E, San Jose State (256)
23. Mike Monroe, HB, Washington (267)
24. Ed Wallace, G, San Diego J.C. (280)
25. Paul Goad, HB, Abilene Christian (291)
26. Rommie Loudd, E, UCLA (304)
27. Jerry Gustafson, QB, Stanford (315)
- *28. Jerry Drew, FB, California (328)
29. Dean Benson, E, Willamette (339)
- *30. Bob Mitchell, T, Puget Sound (351)

**1957
(NOVEMBER 27, 1956)
(DRAFTED 2ND)**

1. John Brodie, QB, Stanford (3)
2. Abe Woodson, HB, Illinois (15)
3. Choice to Los Angeles
- 4a. Jim Ridlon, HB, Syracuse (39)
- 4b. Mike Sandusky, T, Maryland (46)
(Choice from Chicago Cardinals)
5. Karl Rubke, C, Southern California (56)
- 6a. Bill Rhodes, HB, Western State (CO) (62)
(Choice from Philadelphia)
- 6b. Jim Hunter, HB, Missouri (68)
- *7. Fred Dugan, E, Dayton (80)
8. Ernie Pitts, E, Denver (92)
- *9. Charles Brueckman, C, Pittsburgh (104)
- *10. Jerry Hurst, T, Middle Tennessee State (116)
- *11. Tom Davis, HB, Louisiana State (128)
- *12. Fred Sington, T, Alabama (140)
13. Charles Mackey, E, Arizona State (152)
14. Ron Warzeka, T, Montana State (164)
- *15. Earl Kaiser, HB, Houston (176)
16. Vic Kristopolitis, FB, Dayton (188)
17. Dave Kuhn, C, Kentucky (200)
18. Richard Guy, G, Ohio State (212)
19. Gene Babb, FB, Austin College (224)
20. Sid DeLoatch, G, Duke (236)
21. Fred Wilcox, HB, Tulane (248)
22. Paul Tripp, T, Idaho State (260)
23. John Thomas, E, Pacific (272)
24. John Ladner, E, Wake Forest (284)
25. Ray Meyer, FB, Lamar (296)
- *26. Tom Topping, T, Duke (308)
27. Don Vicic, FB, Ohio State (320)
28. Bill Curtis, HB, Texas Christian (332)
29. Vern Hallbeck, LB, Texas Christian (344)
30. George Parks, QB, Lamar (355)

**1958
(DEC. 2, 1957/JAN. 28, 1958)
(DRAFTED ALTERNATELY 8-9)**

- 1a. Jim Pace, HB, Michigan (8)
- 1b. Charlie Krueger, T, Texas A&M (9)
- *2. Bob Newman, QB, Washington State (22)
3. Bob Hoppe, HB, Auburn (33)
4. John Varone, HB, Miami (FL) (46)
5. Bill Atkins, HB, Auburn (59)
6. Henry Schmidt, T, Southern California (71)
7. Choice to Detroit
- *8a. Leon Burton, HB, Arizona State (87)
(Choice from Chicago Cardinals)
- 8b. Ron Mills, HB, West Texas State (95)
9. George Troutman, C, Capital (OH) (107)
- *10. Vel Heckman, T, Florida (119)
- *11. Hogan Wharton, T, Houston (131)
12. Pete Williams, T, Lehigh (143)
- 13a. James Yore, FB, Indiana (151)
(Choice from Pittsburgh)
- 13b. Harold Dukes, E, Michigan State (155)
14. Max Fields, HB, Whittier College (167)
15. Choice to Detroit
16. George Shirkey, T, Stephen F. Austin (191)
17. John Wittenborn, T, SE Missouri State (203)
18. Dennit Morris, G, Oklahoma (215)
19. Ronnie Mushatt, C, Grambling State (227)
20. Jerry Mertens, E, Drake (239)
21. Don Christian, HB, Arkansas (251)
22. Bruce Hartman, T, Luther (263)
23. Larry Fields, HB, Utah (275)
- *24. Dee Mackey, E, East Texas State (287)
25. Bill Kaczmarek, C, SW Missouri State (299)
- *26. Hiliard Hill, E, Southern California (311)
27. Bob Witucki, E, Notre Dame (323)
28. Garland Warren, C, North Texas State (335)
29. Herman Hodges, HB, Sam Houston State (347)
- *30. Ted Stahura, T, Kansas State (358)

**1959
(DEC. 2, 1958/JAN. 22, 1959)
(DRAFTED 6TH)**

1a. Dave Baker, HB, Oklahoma	(5)
1b. Dan James, C, Ohio State (Choice from Pittsburgh)	(8)
2. Bob Harrison, LB, Oklahoma	(17)
3. Eddie Dove, HB, Colorado	(29)
4. Monte Clark, T, Southern California	(41)
5. Frank Geremia, T, Notre Dame	(54)
6. Wally Bavaro, T, Holy Cross	(66)
7a. Don Rogers, LB, South Carolina (Choice from Chicago Cardinals)	(74)
*7b. Dan Colchico, E, San Jose State	(78)
8. Lewis Akin, E, Vanderbilt	(90)
9. Robert Green, HB, Florida	(102)
10. Bronko Nagurski, T, Notre Dame	(114)
11. Jack Hayes, HB, Trinity (TX)	(126)
12. Bill Korutz, C, Dayton	(138)
13. Bill Lopasky, G, West Virginia	(150)
14. Michael Dukes, FB, Clemson	(162)
15. Joe Belland, HB, Arizona State	(174)
16. Bob Cook, HB, Idaho State	(186)
17. Jerome Jurczak, C, Benedictine	(198)
18. Jack Cowley, T, Trinity (TX)	(210)
*19. Tom Osborne, HB, Hastings (NE)	(222)
*20. Toby Deese, T, Georgia Tech	(234)
21. Luther Carr, HB, Washington	(246)
22. Burnio McQueen, E, North Carolina A&T	(258)
23. Bruce Dollahan, T, Illinois	(270)
24. Craig Chudy, E, UCLA	(282)
*25. Roy Gee, G, Trinity (TX)	(294)
26. Ed Young, E, Louisville	(306)
27. Mel Semenko, T, Colorado	(318)
28. Mike McCluskey, HB, Washington	(330)
29. Jack Bolton, T, Puget Sound	(342)
30. Bob Carter, E, Denver	(354)

**1960
(NOVEMBER 30, 1959)
(DRAFTED ALTERNATELY 10-11)**

1. Monty Stickles, E, Notre Dame	(11)
2a. Mike Magac, G, Missouri (Choice from Washington)	(16)
*2b. Carl Kammerer, LB, Pacific	(22)
3. Rod Breedlove, C, Maryland	(35)
4. Ray Norton, HB, San Jose State	(46)
5. Len Rohde, T, Utah State	(59)
6. Ola Lee Murchison, E, Pacific	(70)
7. Bob Waters, QB, Presbyterian College	(83)
8a. Bill Mathis, HB, Clemson (Choice from Washington)	(88)
8b. Max Fugler, C, Louisiana State	(94)
9. Bob Wasden, C, Auburn	(107)
10. Mel Branch, E, Louisiana State	(118)
11a. Ed Pitts, T, South Carolina (Choice from Pittsburgh)	(126)
*11b. Ernest Hansen, C, Northern Arizona	(131)
*12. Jim Williams, T, North Carolina College	(142)
*13. Dean Hinshaw, T, Stanford	(155)
14. Gary Campbell, QB, Whittier College	(166)
15. Mike Dowdie, LB, Texas	(179)
16. Jim Heinke, T, Wisconsin	(190)
17. Austin Gonsoulin, HB, Baylor	(203)
18. Carl Robinson, T, South Carolina State	(214)
19. Bobby Pate, HB, Presbyterian	(227)
20. Jim Woodward, T, Lamar	(238)

**1961
(DEC. 27-28, 1960)
(DRAFTED ALTERNATELY 9-10)**

1a. Jimmy Johnson, HB, UCLA (Choice from Pittsburgh)	(6)
1b. Bernie Casey, FB, Bowling Green	(9)
1c. Billy Kilmer, QB, UCLA (Choice from New York via Baltimore)	(11)
2. Roland Lakes, T, Wichita State	(24)
3. Bill Cooper, FB, Muskingum	(37)
4a. Aaron Thomas, E, Oregon State (Choice from Pittsburgh)	(47)
4b. Dale Messer, HB, Fresno State	(52)
*5a. Clark Miller, T, Utah State (Choice from Dallas)	(58)
5b. Bob McCreary, T, Wake Forest	(65)
*6. Mike McClellan, HB, Oklahoma	(80)
7. Ray Purdin, HB, Northwestern	(93)
8. Neill Plumley, T, Oregon	(108)
*9a. Leon Donohue, T, San Jose State (Choice from Pittsburgh)	(118)
9b. Everisto Nino, T, East Texas State	(121)
10. Paul Hynes, HB, Louisiana Tech	(136)
11. Tony Parrilli, LB, Illinois	(149)
*12. Don Coffey, E, Memphis State	(164)
13a. Tommy Hackler, E, Tennessee Tech (Choice from Pittsburgh)	(174)
*13b. Julius Fincke, T, McNeese State	(177)
14. Bill Worrell, T, Georgia	(192)
15. Bob Sams, T, Central Oklahoma	(205)
16. Charlie Fuller, HB, San Francisco State	(220)
17. Tom Jewell, G, Idaho State	(233)
*18. Kay McFarland, RB, Colorado State	(248)
19. Tom Simpson, T, Davidson	(261)
20. Jerry Perry, G, Central Oklahoma	(276)

**1962
(DECEMBER 4, 1961)
(DRAFTED 8TH)**

1. Lance Alworth, HB, Arkansas	(8)
2. Ed Pine, LB, Utah	(22)
3. Billy Ray Adams, FB, Mississippi	(36)
*4a. Charlie Sieminski, DT, Penn State (Choice from Dallas)	(46)
*4b. Floyd Dean, LB, Florida	(50)
5a. Ted Woods, HB, Colorado (Choice from St. Louis Cardinals)	(62)
*5b. Mike Lind, FB, Notre Dame	(64)
6a. Keith Luhnnow, FB, Santa Ana (Choice from Washington)	(71)
6b. Jerry Brown, G, Mississippi (Choice from Pittsburgh)	(76)
6c. Bill Winter, G, West Virginia	(78)
7. John Burrell, E, Rice	(92)
8. James Vollenweider, HB, Miami (FL)	(106)
*9. Jim Roberts, T, Mississippi	(120)
10. Regis Coustillac, C, Pittsburgh	(134)
11. Larry Jepson, C, Furman	(148)
12. Milton McPike, E, Kirksville	(162)
13. George Pierovich, LB, California	(176)
14. Dick Easterly, DB, Syracuse	(190)
15. Ray Osborne, T, Mississippi State	(204)
16. Ron Frank, T, South Dakota State	(218)
17. Wally Foltz, E, De Pauw	(232)
18. Gary Brown, T, Illinois	(246)
19. Bob Burton, T, Murray State	(260)
20. Rodger McFarland, DB, Kansas	(274)

**1963
(DECEMBER 3, 1962)
(DRAFTED ALTERNATELY 8-7)**

1. Kermit Alexander, HB, UCLA	(8)
2. Walter Rock, G, Maryland	(21)
3. Don Lisbon, HB, Bowling Green	(36)

4. Choice to Chicago	
*4a. Harrison Rosdahl, G, Penn State (Choice from Philadelphia)	(46)
4b. Hugh Campbell, E, Washington State (Choice from Washington)	(50)
*5a. Vern Burke, E, Oregon State	(64)
*5c. Jim Pilot, FB, New Mexico State (Choice from Cleveland via Pittsburgh)	(65)
5b. Gary Moeller, LB, Ohio State (Choice from Chicago)	(66)
6. Pat Emerick, LB, Western Michigan	(77)
7. Ernest DeCourley, DT, Moorehead State	(92)
*8. Roger Locke, E, Arizona State	(105)
*9. John Maczuzak, T, Pittsburgh	(120)
10. Dick Lopour, HB, Huron	(133)
11. Steve Shafer, QB, Utah State	(148)
12. Robert Benton, T, Mississippi State	(161)
13. Dick Shultz, T, Ohio	(176)
14. Bill Tobin, HB, Missouri	(189)
*15. Ollie Ross, FB, West Texas State	(204)
16. Jim Bogdalek, DT, Toledo	(217)
17. Ken Reed, G, Tulsa	(232)
*18. John Sellers, T, Bakersfield J.C.	(245)
19. Bob Price, G, North Texas State	(260)
20. Don Davis, HB, McMurry	(273)

**1964
(DECEMBER 2, 1963)
(DRAFTED 1ST)**

1. Dave Parks, E, Texas Tech	(1)
2. George Mira, QB, Miami (FL)	(15)
3. Dave Wilcox, LB, Oregon	(29)
*4. James Wilson, G, Georgia	(43)
5. Rudy Johnson, FB, Nebraska	(57)
*6. Gary Lewis, FB, Arizona State	(71)
7. Hagood Clarke, DB, Florida	(85)
*8a. Bob Daugherty, HB, Tulsa	(99)
8b. Bob Poole, E, Clemson (Choice from Washington)	(102)
9. Howard Mudd, G, Hillsdale	(113)
*10. Fred Polser, T, East Texas State	(127)
11. Dennis Almquist, G, Idaho	(141)
*12. Jim Long, FB, Fresno State	(155)
13. Robert Brown, DT, Arkansas A&M	(169)
14. Ed Beard, T, Tennessee	(183)
15. James Griffin, E, Grambling State	(197)
*16. Cornell Gordon, DB, North Carolina A&T	(211)
*17. Ken Brusven, T, Oregon State	(225)
*18. Jerry Cole, E, Southwest Texas State	(239)
19. Larry Rawson, HB, Auburn	(253)
20. Gene Baker, G, Whitworth	(267)

**1965
(NOVEMBER 28, 1964)
(DRAFTED 2ND)**

1a. Ken Willard, FB, North Carolina	(2)
1b. George Donnelly, DB, Illinois (Choice from Cleveland)	(13)
2. Joe Cerne, C, Northwestern	(16)
3a. Bob Schweickert, HB, Virginia Tech (Choice from N.Y. Giants)	(29)
3b. Jim Norton, T, Washington	(30)
3c. Jack Chapple, LB, Stanford (Choice from Baltimore)	(42)
*4. Larry Todd, WR, Arizona State	(44)
*5. Dave McCormick, T, Louisiana State	(58)
6. Choice to Cleveland	
7. Choice to Green Bay	
8. Choice to Minnesota	
9. Wayne Swinford, DB, Georgia	(114)
*10. Robert Cappadona, RB, Northeastern	(128)
*11. Steve Mass, T, Detroit	(142)
*12. Dave Plump, RB, Fresno State	(156)

- 13. Greg Schumacher, LB, Illinois (170)
- 14. Frank Andruski, DB, Utah (184)
- 15. Joe Pabian, T, West Virginia (198)
- *16. Dave Hettema, T, New Mexico (212)
- 17. Len Frketich, E, Oregon State (226)
- *18. Leon Stanridge, E, San Diego State (240)
- 19. Dale Ford, QB-DB, Washington State (254)
- *20. Dennis Duncan, HB, Louisiana College (268)

**1966
(NOVEMBER 27, 1965)
(DRAFTED ALTERNATELY 10-11)**

- 1. Stan Hindman, DE-G, Mississippi (11)
- *2. Bob Windsor, E, Kentucky (26)
- 3a. Alvin Randolph, DB, Iowa (37)
(Choice from Dallas)
- 3b. Dan Bland, DB, Mississippi State (41)
- *4. Don Parker, G, Virginia (56)
- 5a. Mel Phillips, DB, North Carolina A&T (69)
(Choice from Dallas)
- 5b. Steve Smith, TE, Michigan (71)
- 6. Charles Johnson, DT, Louisville (91)
- 7. Choice to Baltimore
- 8. Dick Witcher, E, UCLA (119)
- 9. Kent Kramer, TE, Minnesota (133)
- 10. Ron Sbranti, LB, Utah (147)
- 11. Preston Ridlehuber, DB, Georgia (166)
- 12. Lyle Loebach, T, Simpson (180)
- *13. Jim Jackson, DB, Western Illinois (194)
- *14. Elmer Collett, C, San Francisco State (208)
- *15. S.T. Saffold, WR, San Jose State (222)
- 16. Jim LeClair, QB, C.W. Post (241)
- *17. Jim Breland, G, Georgia Tech (255)
- *18. Ron Parson, E, Austin Peay (269)
- *19. Dick Fitzgerald, T, Nebraska (283)
- *20. Willie Walker, LB, Baylor (297)

**1967
(MARCH 14, 1967)
(DRAFTED ALTERNATELY 11-13)**

- 1a. Steve Spurrier, QB, Florida (3)
(Choice from Atlanta)
- 1b. Cas Banaszek, TE, Northwestern (11)
- 2. Tom Holzer, T, Louisville (39)
- 3a. Frank Nunley, LB, Michigan (62)
(Choice from Pittsburgh)
- 3b. Bill Tucker, HB, Tennessee A&I (65)
- 4. Wayne Trimble, DB, Alabama (91)
- 5. Choice to Atlanta
- 6. Doug Cunningham, HB, Mississippi (145)
- 7. Milt Jackson, DB, Tulsa (170)
- 8. Walter Johnson, LB, Tuskegee (198)
- 9. Bob Briggs, T, Heidelberg (223)
- 10. Phil Meyers, WR, Northwest Oklahoma (248)
- 11. Ken Carmann, DT, Nebraska-Kearney (276)
- 12. James Hall, LB, Tuskegee (301)
- 13. Rich Gibbs, DB, Iowa (325)
- 14. Dalton Leblanc, WR, Louisiana-Monroe (354)
- 15. Clarence Spencer, WR, Louisville (379)
- 16. Bart Templeman, C, Eastern Montana (404)
- 17. Dan Talbott, QB, North Carolina (432)

**1968
(JANUARY 30-31, 1968)
(DRAFTED ALTERNATELY 14-15)**

- 1. Forrest Blue, C, Auburn (15)
- 2. Choice to St. Louis
- 3a. Lance Olssen, T, Purdue (65)
(Choice from Detroit)
- 3b. Skip Vanderbundt, LB, Oregon State (69)
- 4. John Fuller, WR, Lamar (98)
- 5. Dwight Lee, RB, Michigan State (125)

- 6a. Leo Johnson, WR, Tennessee State (141)
(Choice from New Orleans)
- 6b. Bill Belk, DE, Maryland State (153)
- 7. Jerry Richardson, LB, Mississippi (179)
- 8a. Charles Brown, T, Augustana College (SD) (206)
(Choice from N.Y. Giants)
- 8b. Tom Gray, WR, Morehead State (207)
- 9. Casey Boyett, WR, Brigham Young (233)
- 10. Tommy Hart, LB, Morris Brown College (261)
- 11. Dennis Fitzgibbons, G, Syracuse (287)
- 12. Henry Johnson, QB, Fisk (315)
- 13. Tom Mitakos, C, Pittsburgh (341)
- 14. Alex Moore, RB, Norfolk State (369)
- 15. Clarence Spencer, WR, Louisville (395)
- 16. Tom Rosenow, DT, Northern Illinois (423)
- 17. Dennis Patera, K, Brigham Young (449)

**1969
(JANUARY 28-29, 1969)
(DRAFTED 16TH)**

- 1a. Ted Kwalick, TE, Penn State (7)
(Choice from New Orleans)
- 1b. Gene Washington, WR, Stanford (16)
- 2. Choice to Pittsburgh via Cleveland
- 3. Choice to Dallas
- 4a. Jim Sniadecki, LB, Indiana (86)
(Choice from Detroit)
- 4b. Gene Moore, RB, Occidental College (94)
- 5. Earl Edwards, DT, Wichita State (120)
- 6. Jim Thomas, RB, Texas-Arlington (146)
- 7. Steve Van Sinderen, T, Washington State (172)
- 8. Mike Loper, T, Brigham Young (198)
- 9. Hilton Crawford, DB, Grambling State (224)
- 10. Dave Chapelle, K, Santa Barbara (250)
- 11. Willie Peake, T, Alcorn State (276)
- 12. Jack O'Malley, T, Southern California (302)
- 13. Paul Champlin, DB, Eastern Montana (328)
- 14. Tom Black, WR, East Texas State (354)
- 15. Gary Golden, DB, Texas Tech (380)
- 16. Bob Hoskins, LB, Wichita State (406)
- 17. Joe Rushing, LB, Memphis State (432)

**1970
(JANUARY 27-28, 1970)
(DRAFTED 9TH)**

- 1a. Cedrick Hardman, DE, North Texas State (9)
- 1b. Bruce Taylor, DB, Boston (17)
(Choice from Washington)
- 2. Choice to Los Angeles
- 2. John Isenbarger, RB, Indiana (48)
(Choice from Philadelphia via Los Angeles)
- 3. Choice to Kansas City
- 4. Vic Washington, WR, Wyoming (87)
- 5. Gary McArthur, T, Southern California (113)
- 6. Rusty Clark, QB, Houston (139)
- 7. Jim Strong, RB, Houston (165)
- 8. Carter Campbell, LB, Weber State (191)
- 9. Preston Riley, WR, Memphis State (217)
- 10. Larry Schreiber, RB, Tennessee Tech (243)
- 11. Danny Crockett, WR, Toledo (269)
- 12. Bill Tant, T, Dayton (295)
- 13. Jim Vanderslice, LB, Texas Christian (321)
- 14. Jack King, G, Clemson (347)
- 15. Dave Delsignore, WR, Youngstown State (373)
- 16. Scott Perkins, WR, Livingstone (399)
- 17. Mike Culton, P, Laverne (425)

**1971
(JANUARY 28-29, 1971)
(DRAFTED ALTERNATELY 18-19)**

- 1. Tim Anderson, CB, Ohio State (23)
- 2a. Ernie Janet, G, Washington (37)
(Choice from Green Bay)

- 2b. Joe Orduna, RB, Nebraska (49)
- 3a. Sam Dickerson, WR, Southern California (55)
(Choice from Philadelphia)
- 3b. Willie Parker, C, North Texas State (75)
- 4. Tony Harris, RB, Toledo (101)
- 5a. Dean Shaternick, T, Kansas State (114)
(Choice from Chicago)
- 5b. George Wells, LB, New Mexico State (122)
(Choice from N.Y. Giants)
- 5c. Marty Huff, LB, Michigan (127)
- 6. Al Bresler, WR, Auburn (153)
- 7. John Watson, T, Oklahoma (179)
- 8. Jim McCann, K, Arizona State (205)
- 9. Therman Couch, LB, Iowa State (231)
- 10a. Ron Cardo, RB, Wisconsin-Oshkosh (236)
(Choice from New Orleans)
- 10b. Ernie Jennings, WR, Air Force (257)
- 11. Joe Reed, QB, Mississippi State (283)
- 12. Jim Bunch, DT, Wisconsin State (309)
- 13. John Bullock, RB, Purdue (335)
- 14. Bill Dunstan, LB, Utah State (361)
- 15. John Lennon, DE, Colgate (387)
- 16. Dave Purcell, DT, Kentucky (414)
- 17. Leroy Charlton, CB, Florida A&M (438)

**1972
(FEBRUARY 1-2, 1972)
(DRAFTED ALTERNATELY 19-18)**

- 1. Terry Beasley, WR, Auburn (19)
- 2a. Ralph McGill, CB, Tulsa (28)
(Choice from N.Y. Giants)
- 2b. Jean Barrett, T, Tulsa (44)
- 3. Allen Dunbar, WR, Southern (71)
- 4. Windlan Hall, CB, Arizona State (96)
- 5. Mike Greene, LB, Georgia (123)
- 6. Jackie Walker, S, Tennessee (148)
- 7. Edgar Hardy, G, Jackson State (175)
- 8. Tom Wittum, P, Northern Illinois (200)
- 9. Jerry Brown, CB, Northwestern (227)
- 10. Steve Williams, DT, Western Carolina (252)
- 11. Tom Laputica, DE, Southern Illinois (279)
- 12. Steve Setzler, DE, St. John's (304)
- 13. Leon Pettigrew, T, San Fernando Valley (331)
- 14. Eric Guthrie, QB, Boise State (356)
- 15. Bob Maddox, DE, Frostburg State (383)
- 16. Ron Davis, G, Virginia State (408)
- 17. Ted Alexander, RB, Langston (435)

**1973
(JANUARY 30-31, 1973)
(DRAFTED ALTERNATELY 18-19)**

- 1. Mike Holmes, CB, Texas Southern (18)
- 2. Willie Harper, LB, Nebraska (41)
(Choice from N.Y. Giants)
- 2. Choice to St. Louis
- 3. Choice to Denver via Washington
- 4. Choice to San Diego via Washington
- 5a. Mike Fulk, LB, Indiana (112)
(Choice from Chicago)
- 5b. Ed Beverly, WR, Arizona State (122)
- 6. Arthur Moore, DT, Tulsa (149)
- 7. John Mitchell, LB, Alabama (174)
- 8. David Atkins, RB, Texas-El Paso (201)
- 9. Roger Praetorius, RB, Syracuse (226)
- 10. Charlie Hunt, LB, Florida State (253)
- 11. Tom Dahlberg, RB, Gustavus Adolphus (Sweden) (278)
- 12. Larry Pettus, T, Tennessee State (305)
- 13. Alan Kelso, C, Washington (330)
- 14. Dennis Morrison, QB, Kansas State (357)
- 15. Mike Bettiga, WR, Humboldt State (382)
- 16. Mike Oven, TE, Georgia Tech (409)
- 17. Bob Erickson, G, North Dakota State (434)

**1974
(JANUARY 29-30, 1974)
(DRAFTED 10TH)**

- | | |
|---|-------|
| 1a. Wilbur Jackson, RB, Alabama | (9) |
| 1b. Bill Sandifer, DT, UCLA | (10) |
| (Choice from New England) | |
| 2a. Keith Fahnhorst, T, Minnesota | (35) |
| 2b. Delvin Williams, RB, Kansas | (49) |
| (Choice from Washington) | |
| 3. Choice to St. Louis | |
| 4a. Clint Haslerig, WR, Michigan | (83) |
| (Choice from N.Y. Jets via New Orleans) | |
| 4. Choice to New Orleans | |
| 4b. Sammy Johnson, RB, North Carolina | (90) |
| (Choice from Green Bay) | |
| 5. Choice to New Orleans | |
| 6. Mike Raines, DT, Alabama | (138) |
| 7. Kermit Johnson, RB, UCLA | (166) |
| 8. Jim Schnietz, G, Missouri | (191) |
| 9. Manfred Moore, RB, Southern California | (216) |
| 10. Glenn Gaspard, LB, Texas | (244) |
| 11. Greg Battle, S, Colorado State | (269) |
| 12. Tom Hull, LB, Penn State | (294) |
| 13. Tom Owen, QB, Wichita State | (322) |
| 14. Walt Williamson, DE, Michigan | (347) |
| 15. Leonard Gray, TE, Long Beach State | (372) |
| 16. Jack Connors, DB, Oregon | (400) |
| 17. Levi Stanley, G, Hawaii | (425) |

**1975
(JANUARY 28-29, 1975)
(DRAFTED ALTERNATELY 10-9)**

- | | |
|---|-------|
| 1. Jimmy Webb, DT, Mississippi State | (10) |
| 2. Greg Collins, LB, Notre Dame | (35) |
| 3. Choice to N.Y. Giants | |
| 3a. Jeff Hart, T, Oregon State | (71) |
| (Choice from Buffalo) | |
| 3b. Steve Mike-Mayer, K, Maryland | (72) |
| (Choice from Washington) | |
| 3c. Wayne Baker, DT, Brigham Young | (74) |
| (Choice from St. Louis) | |
| 4a. Cleveland Elam, DE, Tennessee State | (85) |
| (Choice from New Orleans) | |
| 4b. Frank Oliver, DB, Kentucky State | (87) |
| 5. Wayne Bullock, RB, Notre Dame | (114) |
| 6. Choice to Kansas City | |
| 7. Choice to Buffalo | |
| 8. Preston Kendrick, LB, Florida | (191) |
| 9a. James Johnson, DB, Tennessee State | (218) |
| 9b. Dan Natale, TE, Penn State | (223) |
| (Choice from Philadelphia) | |
| 9c. Ceasar Douglas, T, Illinois Wesleyan | (230) |
| (Choice from St. Louis) | |
| 10. Donnie Layton, RB, South Carolina State | (243) |
| 11. Gene Hernandez, DB, Texas Christian | (270) |
| 12. Rick Worley, QB, Howard Payne | (295) |
| 13. Dale Mitchell, LB, Southern California | (322) |
| 14. David Henson, WR, Abilene Christian | (347) |
| 15. Rich Lavin, TE, Western Illinois | (374) |
| 16. Choice to Baltimore | |
| 17. Choice to Baltimore | |

**1976
(APRIL 8-9, 1976)
(DRAFTED ALTERNATELY 4-3)**

- | | |
|---|-------|
| 1. Choice to New England | |
| 1. Choice from Houston to New England | |
| 2a. Randy Cross, C, UCLA | (42) |
| 2b. Eddie Lewis, CB, Kansas | (57) |
| (Choice from Tampa Bay) | |
| 3. Choice from New Orleans to Kansas City | |
| 3. Choice to Dallas | |
| 4. Steve Rivera, WR, California | (100) |
| (Choice from Philadelphia) | |

- | | |
|--|-------|
| 4. Choice to N.Y. Giants | |
| 5. Choice to Cincinnati | |
| 5. Tony Leonard, CB, Virginia Union | (140) |
| (Choice from Detroit) | |
| 6a. Robert Pennywell, LB, Grambling State | (168) |
| 6b. Scott Bull, QB, Arkansas | (177) |
| (Choice from St. Louis) | |
| 7. Jay Chesley, DB, Vanderbilt | (194) |
| 8. John Ayers, T, West Texas State | (223) |
| 9. Kenny Harrison, WR, Southern Methodist | (250) |
| 10. Robin Ross, T, Washington State | (275) |
| 11. Paul Hofer, RB, Mississippi | (305) |
| 12. Gerald Loper, G, Florida | (332) |
| 13. Larry Brumfield, CB, Indiana State | (359) |
| 14. Johnny Miller, LB, Livingstone College | (389) |
| 15. Howard Stidham, LB, Tennessee Tech | (416) |
| 16. Reggie Lewis, DE, San Diego State | (443) |
| 17. Darryl Jenkins, RB, San Jose State | (473) |

**1977
(MAY 3-4, 1977)
(DRAFTED 16TH)**

- | | |
|---|-------|
| 1. Choice to New England | |
| 2. Choice to New England | |
| 3. Elmo Boyd, WR, Eastern Kentucky | (65) |
| (Choice from Houston) | |
| 3. Choice to N.Y. Jets | |
| 4. Stan Black, S, Mississippi State | (100) |
| 5. Choice to Buffalo | |
| 6a. Mike Burns, CB, Southern California | (141) |
| (Choice from Buffalo) | |
| 6b. Jim Harlan, C, Howard Payne | (155) |
| 7. Jim VanWagner, RB, Michigan Tech | (183) |
| 8. Choice to N.Y. Giants | |
| 9. David Posey, K, Florida | (239) |
| 10. Choice to Tampa Bay | |
| 11. Brian Billick, TE, Brigham Young | (295) |
| 12. Scott Martin, G, North Dakota | (323) |

**1978
(MAY 2-3, 1978)
(DRAFTED 7TH)**

- | | |
|---|-------|
| 1a. Ken McAfee, TE, Notre Dame | (7) |
| 1b. Dan Bunz, LB, Long Beach State | (24) |
| (Choice from Miami) | |
| 2. Choice to Buffalo | |
| 2. Walt Downing, G, Michigan | (47) |
| (Choice from Chicago) | |
| 3. Choice to Buffalo | |
| 3. Ernie Hughes, G, Notre Dame | (79) |
| (Choice from Baltimore) | |
| 4. Terry LeCount, WR, Florida | (91) |
| 5. Choice to Baltimore | |
| 5a. Archie Reese, DT, Clemson | (127) |
| (Choice from Houston via Kansas City and Chicago) | |
| 5b. Bruce Threadgill, DB, Mississippi State | (133) |
| (Choice from Miami) | |
| 6. Choice from Minnesota to Washington | |
| 6. Elliott Walker, RB, Pittsburgh | (148) |
| 7. Fred Quillan, C, Oregon | (175) |
| 8. Choice to Washington | |
| 9a. Herman Redden, DB, Howard | (229) |
| 9b. Dean Moore, LB, Iowa | (233) |
| (Choice from Detroit) | |
| 9c. Steve McDaniels, T, Notre Dame | (249) |
| (Choice from Denver) | |
| 10. Mike Connell, P, Cincinnati | (260) |
| 11. Willie McCray, DE, Troy State | (287) |
| 12. Dan Irons, T, Texas Tech | (314) |

**1979
(MAY 3-4, 1979)
(DRAFTED 1ST)**

- | | |
|--|-------|
| 1. Choice to Buffalo | |
| 2. James Owens, RB, UCLA | (29) |
| 3. Choice to Seattle | |
| 3. Joe Montana, QB, Notre Dame | (82) |
| (Choice from Dallas via Seattle) | |
| 4. Choice to Buffalo | |
| 5a. Tom Seabron, LB, Michigan | (111) |
| 5b. Jerry Aldridge, RB, Angelo State | (119) |
| (Choice from Detroit) | |
| 6. Ruben Vaughan, DT, Colorado | (138) |
| 7. Phil Francis, RB, Stanford | (166) |
| 8. Choice to Green Bay | |
| 9. Steve Hamilton, DT, Missouri | (221) |
| 10a. Dwight Clark, WR, Clemson | (249) |
| 10b. Howard Ballage, CB Colorado | (252) |
| (Choice from Tampa Bay) | |
| 11. Billy McBride, DB, Tennessee State | (276) |
| 12. Rod Connors, RB, Southern California | |
| ('78 Supplemental Draft) | |

**1980
(APRIL 29-30, 1980)
(DRAFTED ALTERNATELY 2-1)**

- | | |
|---|-------|
| 1. Choice to N.Y. Jets | |
| 1a. Earl Cooper, RB, Rice | (13) |
| (Choice from N.Y. Jets) | |
| 1b. Jim Stuckey, DE, Clemson | (20) |
| (Choice from Denver via N.Y. Jets) | |
| 2. Choice to Buffalo | |
| 2. Choice from Detroit to Minnesota | |
| 2. Keena Turner, LB, Purdue | (39) |
| (Choice from Minnesota) | |
| 3. Choice to Los Angeles | |
| 3a. Jim Miller, P, Mississippi | (65) |
| (Choice from Minnesota) | |
| 3b. Craig Puki, LB, Tennessee | (77) |
| (Choice from Washington via Los Angeles) | |
| 4a. Ricky Churchman, S, Texas | (84) |
| 4b. David Hodge, LB, Houston | (98) |
| (Choice from New England via Los Angeles) | |
| 5. Ken Times, DT, Southern | (112) |
| 6. Herb Williams, CB, Southern | (139) |
| 7. Choice to Cincinnati | |
| 8. Choice to Oakland. | |
| 8. Bobby Leopold, LB, Notre Dame | (210) |
| (Choice from Oakland) | |
| 9. Choice to Detroit via Kansas City | |
| 9. Dan Hartwig, QB, Cal Lutheran | (237) |
| (Choice from Oakland) | |
| 10. Choice to Pittsburgh | |
| 11. Choice to Miami | |
| 12. Choice to Pittsburgh | |

**1981
(APRIL 28-29, 1981)
(DRAFTED ALTERNATELY 8-10)**

- | | |
|--|-------|
| 1. Ronnie Lott, DB, Southern California | (8) |
| 2a. John Harty, DT, Iowa | (36) |
| (Choice from Washington) | |
| 2. Choice to Chicago | |
| 2b. Eric Wright, DB, Missouri | (40) |
| (Choice from Chicago) | |
| 3. Carlton Williamson, DB, Pittsburgh | (65) |
| 4. Choice to Dallas | |
| 5a. Lynn Thomas, DB, Pittsburgh | (121) |
| 5b. Arrington Jones, RB, Winston-Salem State | (122) |
| (Choice from Chicago) | |
| 6. Pete Kugler, DT, Penn State | (147) |
| 7. Choice to Philadelphia | |
| 8. Garry White, RB, Minnesota | (203) |

- 9. Choice to Cincinnati
- 10. Choice to Baltimore
- 11. Ron DeBose, TE, UCLA (286)
- 12a. Major Ogilvie, RB, Alabama (313)
- 12b. Joe Adams, QB, Tennessee State (322)
(Choice from Pittsburgh)

**1982
(APRIL 27-28, 1982)
(DRAFTED 27TH)**

- 1. Choice to New England
- 2. Bubba Paris, T, Michigan (29)
(Choice from New England)
- 2. Choice from Washington to New England
- 2. Choice to New England
- 3. Choice to San Diego
- 4. Choice to New England
- 5. Newton Williams, RB, Arizona State (139)
- 6. Vince Williams, RB, Oregon (151)
(Choice from Oakland)
- 6. Choice to New Orleans
- 7. Ron Ferrari, LB, Illinois (195)
- 8. Choice to New Orleans
- 9. Bryan Clark, QB, Michigan State (251)
- 10a. Dana McLemore, DB, Hawaii (269)
(Choice from Tampa Bay)
- 10b. Tim Barbian, DT, Western Illinois (279)
- 11. Gary Gibson, LB, Arizona (306)
- 12. Tim Washington, CB, Fresno State (334)

**1983
(APRIL 26-27, 1983)
(DRAFTED ALTERNATELY 5-8)**

- 1. Choice to San Diego
- 2. Choice to L.A. Rams
- 2. Roger Craig, RB, Nebraska (49)
(Choice from San Diego)
- 3. Blanchard Montgomery, LB, UCLA (59)
(Choice from L.A. Rams)
- 3. Choice to L.A. Rams
- 4. Choice from Denver to L.A. Rams
- 4. Tom Holmoe, DB, Brigham Young (90)
- 5. Riki Ellison, LB, Southern California (117)
- 6. Choice to Tampa Bay
- 7. Gary Moten, LB, Southern Methodist (175)
- 8. Choice to San Diego
- 8. Mike Mularkey, TE, Florida (229)
- 9. Choice from Cleveland to Chicago
- 10. Jeff Merrill, NT, Nebraska (259)
- 11. Jesse Sapolu, C, Hawaii (289)
- 12. Choice to Chicago

**1984
(MAY 1-2, 1984)
(DRAFTED ALTERNATELY 23-24)**

- 1. Todd Shell, LB, Brigham Young (24)
- 2. Choice to L.A. Raiders
- 2. John Frank, TE, Ohio State (56)
(Choice from L.A. Raiders)
- 3. Guy McIntyre, G, Georgia (73)
(Choice from St. Louis)
- 3. Choice to St. Louis
- 4. Choice from Tampa Bay to Seattle
- 4. Choice to San Diego
- 5a. Michael Carter, DT, Southern Methodist (121)
(Choice from Atlanta)
- 5. Choice from Denver to Atlanta
- 5. Choice to St. Louis
- 5b. Jeff Fuller, LB, Texas A&M (139)
(Choice from Washington via L.A. Raiders)
- 6. Choice to Atlanta
- 7. Choice to New England
- 8. Choice to San Diego

- 9a. Lee Miller, DB, Fullerton State (239)
(Choice from Chicago)
- 9b. Derrick Harmon, RB, Cornell (248)
- 10. Dave Moritz, WR, Iowa (275)
- 11. Kirk Pendleton, WR, Brigham Young (304)
- 12. Choice from Chicago to Miami
- 12. Choice to San Diego

**U.S.F.L. SUPPLEMENTAL DRAFT
(JUNE 5, 1984)
(DRAFTED 24TH, 51ST AND 80TH)**

- 1. Derrick Crawford, WR, Memphis State (24)
(From Memphis Showboats)
- 2. Joe Conwell, T, North Carolina (51)
(From Philadelphia Stars)
- 3. Mark Schellen, RB, Nebraska (80)
(From New Orleans Breakers)

**1985
(APRIL 30-MAY 1, 1985)
(DRAFTED 28TH)**

- 1. Jerry Rice, WR, Mississippi Valley State (16)
(Choice from New England)
- 1. Choice to New England
- 2. Choice to New England
- 3. Ricky Moore, FB, Alabama (75)
(Choice from New England)
- 3. Choice to New England
- 4. Choice to Buffalo
- 5. Bruce Collie, T, Texas-Arlington (140)
- 6. Scott Barry, QB, California-Davis (168)
- 7. Choice to San Diego
- 8. Choice to New England
- 9. Choice to San Diego
- 10. Choice to Seattle
- 11. David Wood, DE, Arizona (308)
- 12. Donald Chumley, DT, Georgia (336)

**1986
(APRIL 29-30, 1986)
(DRAFTED 18TH)**

- 1. Choice to Dallas
- 1. Choice from Dallas to Buffalo
- 2. Choice from Buffalo to Detroit
- 2. Larry Roberts, DE, Alabama (39)
(Choice from Detroit)
- 2. Choice to Washington
- 3a. Tom Rathman, FB, Nebraska (56)
(Choice from Buffalo)
- 3b. Tim McKyer, CB, Texas-Arlington (64)
(Choice from Philadelphia)
- 3. Choice from Detroit to L.A. Rams
- 3c. John Taylor, WR, Delaware State (76)
- 4a. Charles Haley, LB, James Madison (96)
(Choice from Cleveland via L.A. Rams)
- 4b. Steve Wallace, T, Auburn (101)
(Choice from Washington via L.A. Rams)
- 4c. Kevin Fagan, DT, Miami (FL) (102)
- 5. Choice to San Diego
- 5. Pat Miller, LB, Florida (131)
(Choice from Dallas)
- 6. Choice to Washington
- 6. Don Griffin, S, Middle Tennessee State (162)
(Choice from N.Y. Jets)
- 7. Choice to New England
- 8a. Jim Popp, TE, Vanderbilt (203)
(Choice from Philadelphia)
- 8b. Roosevelt Snipes, RB, Florida State ('85 Supplemental Draft)
- 9. Tony Cherry, RB, Oregon (240)
- 10a. Elliston Stinson, WR, Rice (267)
- 10b. Harold Hallman, LB, Auburn (270)
(Choice from Washington)
- 11. Choice to San Diego
- 12. Choice to Tampa Bay

**1987
(APRIL 28, 1987)
(DRAFTED 22ND)**

- 1a. Harris Barton, T, North Carolina (22)
- 1b. Terrence Flagler, RB, Clemson (25)
(Choice from Washington)
- 2. Jeff Bregel, G, Southern California (37)
(Choice from Philadelphia)
- 2. Choice to Tampa Bay
- 3. Choice to Buffalo
- 4. Choice to Tampa Bay
- 5. Paul Jokisch, WR, Michigan (134)
- 6. Bob White, LB, Penn State (162)
- 7. Steve DeLine, K, Colorado State (189)
- 8. David Grayson, LB, Fresno State (217)
- 9. Jonathan Shelley, CB, Mississippi (245)
- 10. John Paye, QB, Stanford (275)
(Choice from New England via L.A. Raiders)
- 11. Choice to L.A. Raiders from Phi. via 49ers
- 11. Calvin Nicholas, WR, Grambling State (301)
- 12. Choice to L.A. Raiders

**1988
(APRIL 24-25, 1988)
(DRAFTED 25TH)**

- 1. Choice to L.A. Raiders
- 2a. Daniel Stubbs, DE, Miami (FL) (33)
(Choice from L.A. Raiders)
- 2b. Pierce Holt, DT, Angelo State (39)
(Choice from Philadelphia via Tampa Bay)
- 2. Choice to Tampa Bay
- 3. Bill Romanowski, LB, Boston College (80)
- 4. Barry Helton, P, Colorado (102)
(Choice from Chicago via L.A. Raiders)
- 4. Choice to Tampa Bay
- 5. Choice to N.Y. Jets
- 5. Choice to Buffalo
- 6. Choice to Tampa Bay
- 7. Kevin Bryant, LB, Delaware State (191)
- 8. Larry Clarkson, T, Montana (219)
- 9. Brian Bonner, LB, Minnesota (247)
- 10. Tim Foley, K, Georgia Southern (275)
- 11. Chet Brooks, CB, Texas A&M (303)
- 12. George Mira Jr., LB, Miami (FL) (331)

**1989
(APRIL 30-MAY 1, 1989)
(DRAFTED 28TH)**

- 1. Keith DeLong, LB, Tennessee (28)
- 2. Wesley Walls, TE, Mississippi (56)
- 3. Keith Henderson, RB, Georgia (84)
- 4. Mike Barber, WR, Marshall (112)
- 5. Johnny Jackson, DB, Houston (122)
(Choice from L.A. Raiders)
- 5. Choice to L.A. Raiders
- 6. Steve Hendrickson, LB, California (167)
- 7. Choice to San Diego
- 8. Choice to L.A. Raiders
- 9. Rudy Harmon, LB, Louisiana State (251)
- 10. Andy Sinclair, C, Stanford (279)
- 11a. Jim Bell, RB, Boston College (289)
(Choice from L.A. Raiders)
- 11b. Norm McGee, WR, North Dakota (307)
- 12. Antonio Gross, LB, North Carolina (319)
(Choice from L.A. Raiders)
- 12. Choice to L.A. Raiders

**1990
(APRIL 22-23, 1990)
(DRAFTED 28TH)**

- 1. Dexter Carter, RB, Florida State (25)
- 2a. Dennis Brown, DT, Washington (47)
(Choice from Minnesota via Dallas)

- 2b. Eric Davis, DB, Jacksonville State (53)
- 3. Ronald Lewis, WR, Florida State (68)
(Choice from Kansas City via Dallas)
- 3. Choice to Dallas
- 4. Dean Caliguire, C, Pittsburgh (92)
(Choice from L.A. Raiders)
- 4. Choice to L.A. Raiders
- 5. Choice to L.A. Raiders
- 6. Frank Pollack, T, Northern Arizona (165)
- 7. Choice to San Diego
- 8. Dwight Pickens, WR, Fresno State (220)
- 9. Odell Haggins, DT, Florida State (248)
- 10. Martin Harrison, DE, Washington (276)
- 11. Anthony Shelton, DB, Tennessee State (289)
(Choice from Miami)
- 11. Choice to Dallas
- 12. Choice to L.A. Raiders

**1991
(APRIL 21-22, 1991)
(DRAFTED 26TH)**

- 1. Ted Washington, DT, Louisville (25)
- 2a. Ricky Watters, RB, Notre Dame (45)
(Choice from Cincinnati)
- 2. Choice to Cincinnati
- 2b. John Johnson, LB, Clemson (53)
- 3. Choice to Green Bay
- 4. Mitch Donahue, LB, Wyoming (95)
(Choice from Green Bay)
- 4. Choice to Cincinnati
- 5a. Merton Hanks, DB, Iowa (122)
(Choice from Green Bay)
- 5b. Harry Boatwain, T, New Haven (137)
- 6. Scott Bowles, T, North Texas State (165)
- 7. Sheldon Canley, RB, San Jose State (193)
- 8. Tony Hargain, WR, Oregon (221)
- 9. Louis Riddick, S, Pittsburgh (248)
- 10. Byron Holdbrooks, DT, Alabama (276)
- 11. Bobby Slaughter, WR, Louisiana Tech (304)
- 12. Cliff Confer, DE, Michigan State (332)

**1992
(APRIL 26-27, 1992)
(DRAFTED 18TH)**

- 1. Dana Hall, S, Washington (18)
- 2. Amp Lee, RB, Florida State (45)
- 3. Brian Bollinger, G, North Carolina (76)
- 4. Mark Thomas, DE, North Carolina State (89)
(Choice from Green Bay)
- 4. Choice to Green Bay
- 5. Choice to Green Bay
- 6. Choice to Green Bay
- 6. Damien Russell, S, Virginia Tech (151)
(Choice from Pittsburgh)
- 7. Choice to Pittsburgh
- 8. Choice to Pittsburgh (from Green Bay)
- 9. Choice to Pittsburgh
- 9. Darian Hagan, WR, Colorado (242)
- 10. Corey Mayfield, NT, Oklahoma (269)
- 11. Tom Covington, TE, Georgia Tech (300)
- 12. Matt LaBounty, DE, Oregon (327)

**1993
(APRIL 25-26, 1993)
(DRAFTED 26TH)**

- 1. Choice to Phoenix from Kansas City
- 1. Choice to New Orleans from Phoenix
- 1a. Dana Stubblefield, DE, Kansas (26)
(Choice from New Orleans)
- 1b. Todd Kelly, DE, Tennessee (27)
- 2. Choice to San Diego from L.A. Raiders
- 2. Adrian Hardy, CB, Northwestern State (48)
(Choice from San Diego)

- 2. Choice to Green Bay
- 2. Choice to L.A. Raiders from Dallas
- 3. Choice to L.A. Raiders from New Orleans
- 3. Choice to San Diego
- 4. Choice to San Diego
- 5. Artie Smith, DE, Louisiana Tech (116)
(Choice from Phoenix)
- 5. Choice to San Diego
- 6. Chris Dalman, G, Stanford (166)
- 7. Troy Wilson, DE, Pittsburgh State (KS) (194)
- 8. Elvis Grbac, QB, Michigan (219)
(Choice from Minnesota)
- 8. Choice to San Diego

**1994
(APRIL 24-25, 1994)
(DRAFTED 23RD)**

- 1a. Bryant Young, DT, Notre Dame (7)
(Choice from Atl. via Ind. & L. A. Rams)
- 1. Choice to L.A. Rams from San Diego
- 1. Choice to Dallas
- 1b. William Floyd, RB, Florida State (28)
(Choice from Dallas)
- 2a. Kevin Mitchell, LB, Syracuse (53)
(Choice from Green Bay)
- 2. Choice to L.A. Rams
- 2b. Tyrone Drakeford, DB, Virginia Tech (62)
(Choice from Dallas)
- 3. Compensatory Choice to Green Bay
- 3a. Doug Brien, K, California (85)
(Compensatory Choice)
- 3b. Cory Fleming, WR, Tennessee (87)
(Choice from Denver)
- 3. Choice to Kansas City
- 3. Choice to Denver from Dallas
- 3. Compensatory Choice to L.A. Rams from Phi.
- 4. Choice to L.A. Raiders
- 5. Choice to Green Bay from Denver
- 5. Anthony Peterson, LB, Notre Dame (153)
- 6. Choice to Green Bay from San Diego
- 6. Lee Woodall, LB, West Chester (182)
- 6. Compensatory choice to Green Bay from Philadelphia
- 7. Choice to Dallas

**1995
(APRIL 22-23, 1995)
(DRAFTED 23RD)**

- 1. J.J. Stokes, WR, UCLA (10)
(Choice from Atlanta via Cleveland)
- 1. Choice to Cleveland
- 2. Choice to L.A. Rams
- 3. Choice to Cleveland
- 4. Choice to Cleveland from Kansas City
- 4. Tim Hanshaw, TE, Brigham Young (127)
- 5. Choice to Detroit
- 6. Antonio Armstrong, LB, Texas A&M (201)
- 7. Herb Coleman, DE, Trinity (TX) (238)

**1996
(APRIL 20-21, 1996)
(DRAFTED 23RD)**

- 1. Choice to Baltimore
- 2. Israel Ifeanyi, DE, Southern California (46)
(Choice from Oakland)
- 2. Choice to Oakland
- 3. Terrell Owens, WR, Tennessee—Chattanooga (89)
- 4. Choice to Oakland
- 4. Daryl Price, DE, Colorado (128)
(Compensatory Choice)
- 5. Iheanyi Uwaezueke, WR, California (160)
- 6. Stephen Pitts, RB, Penn State (198)
- 7a. Sean Manuel, LB, New Mexico State (239)
- 7b. Sam Manuel, LB, New Mexico State (254)
(Compensatory Choice)

**1997
(APRIL 19-20, 1997)
(DRAFTED ALTERNATELY 26-27)**

- 1. Jim Druckenmiller, QB, Virginia Tech (26)
- 2. Marc Edwards, FB, Notre Dame (55)
(Choice from Philadelphia)
- 2. Choice to Philadelphia
- 3. Greg Clark, TE, Stanford (77)
(Choice from Indianapolis)
- 3. Choice to Indianapolis
- 4. Choice to Miami
- 5. Choice to Indianapolis
- 6. Choice to Philadelphia
- 7. Choice to Philadelphia

**1998
(APRIL 18-19, 1998)
(DRAFTED ALTERNATELY 28-29)**

- 1. R.W. McQuarters, CB, Oklahoma State (28)
- 2. Jeremy Newberry, C, California (58)
- 3. Chris Ruhman, T, Texas A&M (89)
- 4. Lance Schulters, DB, Hofstra (119)
- 5. Phil Ostrowski, G, Penn State (151)
- 6. Fred Beasley, RB, Auburn (180)
- 7. Choice to Chicago
- 7. Ryan Thelwell, WR, Minnesota (215)
(Choice from Pittsburgh via Atlanta)

**1999
(APRIL 17-18, 1999)
(DRAFTED 27TH)**

- 1. Reggie McGrew, DT, Florida (24)
(Choice from Miami)
- 1. Choice to Miami
- 2. Choice to Denver
- 3. Chike Okeafor, DE, Purdue (89)
- 4. Choice to Indianapolis
- 4a. Anthony Parker, DB, Weber State (99)
(Choice from Indianapolis)
- 4b. Pierson Prioleau, DB, Virginia Tech (110)
- 4. Choice to Cleveland
- 5. Choice to Miami
- 5a. Terry Jackson, RB, Florida (157)
(Choice from Miami)
- 5b. Tyrone Hopson, G, Eastern Kentucky (161)
- 6. Tai Streets, WR, Michigan (171)
- 6. Choice to Atlanta
- 7. Kory Minor, LB, Notre Dame (234)

**2000
(APRIL 15-16, 2000)
(DRAFTED ALTERNATELY 3-4)**

- 1. Choice to Washington
- 1. Choice to NYJ from Car. via Was.
- 1a. Julian Peterson, LB, Michigan State (16)
(Choice from NE via NYJ)
- 1b. Ahmed Plummer, CB, Ohio State (24)
(Choice from Washington)
- 2a. John Engelberger, DE, Virginia Tech (35)
- 2b. Jason Webster, CB, Texas A&M (48)
(Choice from New York Jets)
- 3a. Giovanni Carmazzi, QB, Hofstra (65)
- 3b. Jeff Ulbrich, LB, Hawaii (86)
(Choice from Seattle)
- 4. Choice to Green Bay
- 4. John Keith, S, Furman (108)
(Choice from New York Jets via Green Bay)
- 4. Choice to Seattle from Washington
- 5a. Paul Smith, RB, Texas—El Paso (132)
- 5b. John Milem, DE, Lenoir—Rhine (150)
(Choice from Baltimore via Detroit, St. Louis & Chicago)
- 5. Choice to Denver from Washington via Seattle
- 6. Choice to Chicago

- 7. Choice to Cleveland via Chicago
- 7a. Tim Rattay, QB, Louisiana Tech (212)
(Choice from New England via Philadelphia)
- 7b. Brian Jennings, TE, Arizona State (230)
(Choice from Miami)

**2001
(APRIL 21-22, 2001)
(DRAFTED ALTERNATELY 9-10)**

- 1. Andre Carter, DE, California (7)
(Choice from Dallas via Seattle)
- 1. Choice to Seattle
- 2. Choice to Green Bay
- 2. Jamie Winborn, LB, Vanderbilt (47)
(Choice from Green Bay)
- 3. Choice to Green Bay
- 3. Kevan Barlow, RB, Pittsburgh (80)
(Choice from Green Bay)
- 3. Choice to Sea. from NO via GB
- 4. Choice to Green Bay
- 5. Choice Forfeited
- 6a. Cedrick Wilson, WR, Tennessee (169)
(Choice from Chicago)
- 6. Choice to Detroit via New England
- 6b. Rashad Holman, CB, Louisville (179)
(Choice from Green Bay)
- 6c. Menson Holloway, DE, Texas—El Paso (191)
(Choice from Oakland via Seattle)
- 7a. Alex Lincoln, LB, Auburn (209)
- 7. Choice to Sea. from STL via GB
- 7b. Eric Johnson, TE, Yale (224)
(Choice from Miami via Washington)

**2002
(APRIL 20-21, 2002)
(DRAFTED 27TH)**

- 1. Mike Rumph, CB, Miami (FL) (27)
- 2. Choice to Buffalo
- 3. Saleem Rasheed, LB, Alabama (69)
(Choice from Buffalo)
- 3. Choice Forfeited
- 4a. Jeff Chandler, K, Florida (102)
(Choice from Buffalo)
- 4b. Kevin Curtis, S, Texas Tech (127)
- 5a. Brandon Doman, QB, Brigham Young (163)
- 5b. Josh Shaw, DT, Michigan State (172)
(Compensatory Choice)
- 6. Mark Anelli, TE, Wisconsin (201)
- 7a. Eric Heitmann, G, Stanford (239)
- 7b. Kyle Kosier, G, Arizona State (249)
(Compensatory Choice)
- 7c. Teddy Gaines, DB, Tennessee (256)
(Compensatory Choice)

**2003
(APRIL 26-27, 2003)
(DRAFTED 26TH)**

- 1. Kwame Harris, T, Stanford (26)
- 2. Anthony Adams, DT, Penn State (57)
- 3. Andrew Williams, DE, Miami (FL) (89)
- 4. Brandon Lloyd, WR, Illinois (124)
- 5. Aaron Walker, TE, Florida (161)
- 6. Arnaz Battle, WR, Notre Dame (197)
- 7. Ken Dorsey, QB, Miami (FL) (241)

**2004
(APRIL 24-25, 2004)
(DRAFTED ALTERNATELY 16-15-14)**

- 1. Choice to Philadelphia
- 1. Choice to Carolina from Philadelphia
- 1. Rashaun Woods, WR, Oklahoma State (31)
(Choice from Carolina)
- 2a. Justin Smiley, G, Alabama (46)
- 2b. Shawntae Spencer, CB, Pittsburgh (58)
(Choice from Philadelphia)

- 3. Derrick Hamilton, WR, Clemson (77)
- 4a. Isaac Sopoaga, DT, Hawaii (104)
(Choice from Was. and NE via Chi.)
- 4. Choice to Chicago
- 4b. Richard Seigler, LB, Oregon State (127)
(Choice from Carolina)
- 5. Choice to Chicago
- 6. Choice to Green Bay
- 6a. Andy Lee, P, Pittsburgh (188)
(Choice from Dallas via Green Bay)
- 6b. Keith Lewis, S, Oregon (198)
(Compensatory Choice)
- 7a. Cody Pickett, QB, Washington (217)
- 7b. Christian Ferrara, DT, Syracuse (226)
(Choice from Green Bay)

**2005
(APRIL 23-24, 2005)
(DRAFTED 1ST)**

- 1. Alex Smith, QB, Utah (1)
- 2. David Baas, G/C, Michigan (33)
- 3a. Frank Gore, RB, Miami (FL) (65)
- 3b. Adam Snyder, G, Oregon (94)
(Choice from Philadelphia)
- 4. Choice to Philadelphia (102)
- 5a. Ronald Fields, DT, Mississippi State (137)
- 5b. Rasheed Marshall, WR, West Virginia (174)
- 6. Choice to Oak. through Phil., GB and NE
- 6. Derrick Johnson, DB, Washington (205)
(Choice from Philadelphia)
- 7a. Daven Holly, DB, Cincinnati (215)
- 7b. Marcus Maxwell, WR, Oregon (223)
(Choice from Detroit)
- 7c. Patrick Estes, TE, Virginia (248)
- 7d. Billy Bajema, TE, Oklahoma State (249)

**2006
(APRIL 29-30, 2006)
(DRAFTED 6TH)**

- 1a. Vernon Davis, TE, Maryland (6)
- 1b. Manny Lawson, LB, North Carolina State (22)
(Choice from Washington through Denver)
- 2. Choice to Atlanta via G.B. and Denver
- 3. Brandon Williams, WR, Wisconsin (84)
(Choice from Washington)
- 4. Michael Robinson, RB, Penn State (100)
- 5. Parys Haralson, LB, Tennessee (140)
- 6a. Delanie Walker, TE, Central Missouri State (175)
(Choice from Tampa Bay)
- 6b. Marcus Hudson, S, North Carolina State (192)
- 6c. Melvin Oliver, DE, Louisiana State (197)
(Choice from Jacksonville)
- 7. Vickiel Vaughn, S, Arkansas (254)

**2007
(APRIL 28-29, 2007)
(DRAFTED 11TH)**

- 1a. Patrick Willis, LB, Mississippi (11)
- 1b. Joe Staley, T, Central Michigan (28)
(Choice from New England)
- 2. Choice to Indianapolis (42)
- 3a. Jason Hill, WR, Washington State (76)
- 3b. Ray McDonald, DE, Florida (97)
(Compensatory Choice)
- 4a. Jay Moore, LB, Nebraska (104)
(Choice from Washington)
- 4. Choice to New England (110)
- 4. Choice to Seattle (124)
- 4b. Dashon Goldson, S, Washington (126)
(Choice from NE through Ind.)
- 4c. Joe Cohen, DT, Florida (135)
(Compensatory Choice)
- 5. Tarell Brown, CB, Texas (147)
- 6. Thomas Clayton, RB, Kansas State (186)
- 7. Choice to Cleveland (213)

**2008
(APRIL 26-27, 2008)
(DRAFTED 29TH)**

- 1. Choice to New Orleans via New England (10)
- 1. Kentwan Balmer, DT, North Carolina (29)
(Choice from Indianapolis)
- 2. Chilo Rachal, G, Southern California (39)
- 3. Choice to Chicago
- 3. Reggie Smith, CB, Oklahoma (75)
(Choice from Chicago)
- 4. Cody Wallace, C, Texas A&M (107)
- 5. Choice Forfeited (142)
- 6. Joshua Morgan, WR, Virginia Tech (174)
- 7. Larry Grant, LB, Ohio State (214)

**2009
(APRIL 25-26, 2009)
(DRAFTED 10TH)**

- 1. Michael Crabtree, WR, Texas Tech (10)
- 2. Choice to Carolina (43)
- 3. Glen Coffee, RB, Alabama (74)
- 4. Choice to Carolina (111)
- 5a. Scott McKillop, LB, Pittsburgh (146)
- 5b. Nate Davis, QB, Ball State (171)
- 6. Bear Pascoe, TE, Fresno State (184)
- 7a. Curtis Taylor, S, Louisiana State (219)
- 7b. Ricky Jean Francois, DE, Louisiana State (244)

**2010
(APRIL 22-24, 2010)
(DRAFTED 13TH)**

- 1a. Anthony Davis, T, Rutgers (11)
(Choice from Denver)
- 1. Choice to Denver (13)
- 1b. Mike Iupati, G, Idaho (17)
(Choice from Carolina)
- 2. Taylor Mays, S, Southern California (49)
- 3. Choice to San Diego (73)
- 3. **NaVorro Bowman, LB, Penn State (91)**
(Choice from San Diego)
- 4. Choice to Denver (113)
- 5. Choice to Miami (145)
- 6a. Anthony Dixon, RB, Mississippi State (173)
(Choice from San Diego)
- 6b. Nate Byham, TE, Pittsburgh (182)
- 6c. Kyle Williams, WR, Arizona State (206)
(Compensatory Choice)
- 7. Phillip Adams, CB, South Carolina State (224)

**2011
(APRIL 28-30, 2011)
(DRAFTED 7TH)**

- 1. Aldon Smith, LB, Missouri (7)
- 2. **Colin Kaepernick, QB, Nevada (36)**
(Choice from Denver)
- 2. Choice to Denver (45)
- 3. Choice to Jacksonville (76)
- 3. Chris Culliver, CB, South Carolina (80)
(Choice from Jacksonville)
- 4. Choice to Denver (108)
- 4. Kendall Hunter, RB, Oklahoma State (115)
(Choice from San Diego)
- 5. Choice to Denver (141)
- 5. **Daniel Kilgore, G, Appalachian State (163)**
(Choice from Green Bay)
- 6. Choice to Green Bay (174)
- 6a. Ronald Johnson, WR, Southern California (182)
(Choice from Jacksonville)
- 6b. Colin Jones, S, Texas Christian (190)
(Choice from Seattle)
- 7a. Bruce Miller, FB, Central Florida (211)
- 7. Choice to Green Bay through Detroit (231)
- 7b. Michael Person, G, Montana State (239)
(Compensatory Choice)
- 7c. Curtis Holcomb, CB, Florida A&M (250)
(Compensatory Choice)

2012
(APRIL 26-28, 2012)
(DRAFTED 30TH)

1. A.J. Jenkins, WR, Illinois (30)
2. LaMichael James, RB, Oregon (61)
3. Choice to Indianapolis (92)
4. Choice to Miami (97)
(Choice from Indianapolis)
4. Choice to Carolina (103)
(Choice from Miami)
4. Joe Looney, G, Wake Forest (117)
(Choice from Detroit)
4. Choice to Detroit (125)
5. Darius Fleming, LB, Notre Dame (165)
- 6a. Trenton Robinson, S, Michigan State (180)
(Choice from Carolina)
6. Choice to Detroit (196)
(Choice from Miami)
- 6b. Jason Slowey, OL, Western Oregon (199)
7. Cam Johnson, LB, Virginia (237)

2013
(APRIL 25-27, 2013)
(DRAFTED 31ST)

1. Eric Reid, S, Louisiana State (18)
(Choice from Dallas)
1. Choice to Dallas (31)
2. Choice to Tennessee (34)
(Choice from Kansas City)
- 2a. Cornelius "Tank" Carradine, DT, Florida State (40)
(Choice from Tennessee)
- 2b. Vance McDonald, TE, Rice (55)
(Choice from Green Bay)
2. Choice to Green Bay (61)
3. Choice to Dallas (74)
(Choice from Carolina)
3. Corey Lemonier, LB, Auburn (88)
(Choice from Green Bay)
3. Choice to Green Bay (93)
- 4a. Quinton Patton, WR, Louisiana Tech (128)
(Compensatory Choice)
- 4b. Marcus Lattimore, RB, South Carolina (131)
(Compensatory Choice)
5. Quinton Dial, DT, Alabama (157)
(Choice from Indianapolis)
6. Choice to Green Bay (173)
(Choice from Cleveland)
6. Nick Moody, LB, Florida State (180)
(Choice from Miami)
6. Choice to Green Bay (216)
(Choice from Tennessee)
- 7a. B.J. Daniels, QB, South Florida (237)
- 7b. Carter Bykowski, T, Iowa State (246)
(Compensatory Choice)
- 7c. Marcus Cooper, CB, Rutgers (252)
(Compensatory Choice)

2014
(MAY 8-10, 2014)
(DRAFTED 30TH)

1. Jimmie Ward, DB, Northern Illinois (30)
(Choice to Denver)
2. Choice to Denver (56)
(Choice from Kansas City)
2. Carlos Hyde, RB, Ohio State (57)
(Choice from Miami)
2. Choice to Jacksonville (61)
2. Choice to Miami (63)
(Choice from Denver)
- 3a. Marcus Martin, C, Southern California (70)
(Choice from Jacksonville)
- 3b. Chris Borland, LB, Wisconsin (77)
(Choice from Tennessee)
3. Choice to Cleveland (94)
- 3c. Brandon Thomas, G, Clemson (100)
(Compensatory Choice)
- 4a. Bruce Ellington, WR, South Carolina (106)
(Choice from Cleveland)
- 4b. Dontae Johnson, CB, North Carolina State (129)
(Choice from Jacksonville)
- 5a. Aaron Lynch, LB, South Florida (150)
(Choice from Jacksonville)
- 5b. Keith Reaser, CB, Florida Atlantic (170)
(Choice to Miami)
5. Choice to Miami (171)
(Choice from Denver)
6. Kenneth Acker, CB, Southern Methodist (180)
(Choice from Cleveland)
7. Choice to Denver (242)
(Choice from New Orleans)
- 7a. Kaleb Ramsey, DE, Boston College (243)
(Choice from Carolina)
- 7b. Trey Millard, FB, Oklahoma (245)

2015
(APRIL 30-MAY 2, 2015)
(DRAFTED 15TH)

1. Choice to San Diego (15)
1. Arik Amstead, DL, Oregon (17)
(Choice from San Diego)
2. Jaquiski Tartt, S, Samford (46)
3. Eli Harold, LB, Virginia (79)
- 4a. Blake Bell, TE, Oklahoma (117)
(Choice from San Diego)
- 4b. Mike Davis, RB, South Carolina (126)
(Choice from Denver)
- 4c. DeAndre Smelter, WR, Georgia Tech (132)
(Compensatory Choice)
5. Choice to Indianapolis (151)
5. Bradley Pinion, P, Clemson (165)
(Choice from Indianapolis)
6. Ian Silberman, OL, Boston College (190)
- 7a. Trent Brown, OL, Florida (244)
(Choice from Indianapolis via Dallas)
7. Choice to Dallas (246)
(Choice from Indianapolis)
- 7b. Busta Anderson, TE, South Carolina (254)
(Compensatory Choice)

2016
(APRIL 28-30, 2016)
(DRAFTED 7TH)

- 1a. DeForest Buckner, DL, Oregon (7)
- 1b. Joshua Garnett, G, Stanford (28)
(Choice from Kansas City)
2. Choice to Kansas City (37)
3. Will Redmond, CB, Mississippi State (68)
4. Choice to Kansas City (105)
4. Rashard Robinson, CB, Louisiana State (133)
(Compensatory Choice)
- 5a. Ronald Blair, DL, Appalachian State (142)
(Choice from San Diego)
- 5b. John Theus, OL, Georgia (145)
- 5c. Fahn Cooper, OL, Mississippi (174)
(Compensatory Choice)
6. Choice to Kansas City (178)
(Choice from Dallas)
- 6a. Jeff Driskel, QB, Louisiana Tech (207)
(Choice from Denver)
- 6b. Kelvin Taylor, RB, Florida (211)
(Compensatory Choice)
- 6c. Aaron Burbridge, WR, Michigan State (213)
(Compensatory Choice)
7. Prince Charles Iworah, CB, Western Kentucky (249)
(Choice from Kansas City)