# Faithful THEN Faithful NOW

'46

SAN FRANCISCO 49ERS

# 2017 MEDIA GUIDE

Levi's® STADIUM

# 2017 SAN FRANCISCO 49ERS SCHEDULE & RESULTS

## PRESEASON (2-2)

| Date | Opponent | Pacific Time | Score | Network |
|---|---|---|---|---|
| Friday, August 11 | @ Kansas City | 6:00 p.m. | W, 27-17 | KPIX 5 |
| **Saturday, August 19** | **Denver** | **7:00 p.m.** | **L, 14-33** | **KPIX 5** |
| Sunday, August 27 | @ Minnesota | 5:00 p.m. | L, 31-32 | NBC |
| **Thursday, August 31** | **Los Angeles Chargers** | **7:00 p.m.** | **W, 23-13** | **KPIX 5** |

## REGULAR SEASON (6-10)

| Date | Opponent | Pacific Time | Score | Network |
|---|---|---|---|---|
| **Sunday, September 10** | **Carolina** | **1:25 p.m.** | **L, 3-23** | **FOX** |
| Sunday, September 17 | @ Seattle | 1:25 p.m. | L, 9-12 | FOX |
| **Thursday, September 21** | **Los Angeles Rams** | **5:25 p.m.** | **L, 39-41** | **NFL Network** |
| Sunday, October 1 | @ Arizona | 1:05 p.m. | L, 15-18 (OT) | FOX |
| Sunday, October 8 | @ Indianapolis | 10:00 a.m. | L, 23-26 (OT) | FOX |
| *Sunday, October 15 | @ Washington | 10:00 a.m. | L, 24-26 | FOX |
| ***Sunday, October 22** | **Dallas** | **1:05 p.m.** | **L, 10-40** | **FOX** |
| *Sunday, October 29 | @ Philadelphia | 10:00 a.m. | L, 10-33 | FOX |
| ***Sunday, November 5** | **Arizona** | **1:05 p.m.** | **L, 10-20** | **FOX** |
| ***Sunday, November 12** | **New York Giants** | **1:25 p.m.** | **W, 31-21** | **FOX** |
| **Sunday, November 26** | **Seattle** | **1:05 p.m.** | **L, 13-24** | **FOX** |
| *Sunday, December 3 | @ Chicago | 10:00 a.m. | W, 15-14 | CBS |
| *Sunday, December 10 | @ Houston | 10:00 a.m. | W, 26-16 | FOX |
| ***Sunday, December 17** | **Tennessee** | **1:25 p.m.** | **W, 25-23** | **CBS** |
| ***Sunday, December 24** | **Jacksonville** | **1:05 p.m.** | **W, 44-33** | **CBS** |
| *Sunday, December 31 | @ Los Angeles Rams | 1:25 p.m. | W, 34-13 | FOX |

A select number of games will be "cross-flexed," moving between CBS and FOX to bring potentially under-distributed games to wider audiences. Some of those contests were announced today, while the remainder of "cross-flexed" games will be decided during the season.

*"Flexible scheduling" will be used in Weeks 10-15 and 17. Additionally, in Weeks 5-9, flexible scheduling may be used in no more than two weeks. In Weeks 5-15, the schedule lists the games tentatively set for Sunday Night Football on NBC. Only Sunday afternoon games are eligible to be moved to Sunday night, in which case the tentatively scheduled Sunday night game would be moved to an afternoon start time. Flexible scheduling will not be applied to games airing on Thursday, Saturday or Monday nights. A flexible scheduling move would be announced at least 12 days before the game. For Week 17, the Sunday night game will be announced no later than six days prior to December 31. The schedule does not list a Sunday night game in Week 17, but an afternoon game with playoff implications will be moved to that time slot. Flexible scheduling ensures quality matchups in all Sunday time slots in those weeks and gives "surprise" teams a chance to play their way into prime time.

# 49ERS MEDIA GUIDE CREDITS


| | |
|---|---|
| Editors: | Bob Lange, Dan Beckler, Mike Chasanoff, Peter Volmut, Sam Drexler |
| Editorial Assistants: | Roger Hacker, Emily Lucas, Tessa Giammona |
| Photography: | Terrell Lloyd, Meg Williams, Michael Zagaris, Kym Fortino, Associated Press |
| Historical Photography: | Bill Fox, Jeff Bayer, Frank Rippon, Dennis Desprois, Dave Beronio |

Presented by

# TABLE OF CONTENTS


**ORGANIZATION**
2017 Schedule & Results
Table of Contents
Club Directory
Denise DeBartolo York & John York – Co-Chairmen
Jed York - Chief Executive Officer
John Lynch - General Manager
Paraag Marathe - Chief Strategy Officer & Executive Vice President, Football Operations
Al Guido - President
Hannah Gordon - General Counsel
Brano Perkovich - Chief Investment Officer
Scott Sabatino - Chief Financial Officer
Executives & Vice Presidents

**LEVI'S® STADIUM**
Levi's® Stadium Media Guide

**COACHES & FOOTBALL STAFF**
Kyle Shanahan – Head Coach
All-Time 49ers Head Coaching Records
Coaching Staff
Pronunciation Guide
All-Time 49ers Coaches
Football Executives
Player Personnel & Scouting
Alumni Relations
Player Engagement
Athletic Training & Medical
Equipment
Video Operations
Groundskeeping
Logistics
Communications

**PLAYERS**
Alphabetical Roster
Player Bios

**2016 SEASON REVIEW**
2016 Regular Season Statistics
2016 Player Participation
2016 Game-by-Game Starters & Inactives
2016-17 Transactions
2016 Game-by-Game Team Statistics
Last Times
2016 Game Summaries

**RECORDS**
Individual Records
Opponent Individual Records
Team Records

**POSTSEASON**
Postseason History
Individual Postseason Records
Team Postseason Records
Postseason Game Summaries

**All-TIME RESULTS**
49ers Composite Results
1946-49 Schedule & Results
Year-by-Year Results & Statistics
Record vs. Opponents
Primetime Games
Monday Night Football Records
Offensive and Defensive Rankings
Overtime Games
Preseason Results
Home/Away Records
NFC West Standings

**HISTORY**
Anthony J. Morabito - 49ers Founder
49ers Team Awards
NFL Award Winners
All-Time Player of the Month
All-Time Player of Week
Edward J. DeBartolo Sr. 49ers Hall of Fame
49ers Pro Football Hall of Famers
Retired Jerseys
Pro Bowlers
All-Pros
49ers Trade History
All-Time Roster
All-Time Practice Squad Roster
All-Time Undrafted Rookie Free Agents To Make The Roster
49ers Starters
Historical Highlights
49ers All-Time Presidents & Personnel Directors

**DRAFT HISTORY**
49ers AAFC Draft (1946-49)
49ers All-Time NFL Draft


**TRAINING FACILITY AND BUSINESS OFFICE**
SAP PERFORMANCE FACILITY
4949 MARIE P. DEBARTOLO WAY
SANTA CLARA, CA 95054
PHONE: (408) 562-4949

**VISA BOX OFFICE**
LEVI'S® STADIUM
4900 MARIE P. DEBARTOLO WAY
SANTA CLARA, CA 95054
PHONE: (408) 579-4449

**49ERS OFFICIAL WEBSITE**
www.49ers.com

**49ERS ON INSTAGRAM**
@49ers

**49ERS ON TWITTER**
@49ers
@49ersPR

**49ERS ON FACEBOOK**
www.facebook.com/SANFRANCISCO49ERS

**49ERS ON VINE**
@49ers

**49ERS ON SNAPCHAT**
officialSF49ers

**LEVI'S® STADIUM WEBSITE**
www.levisstadium.com

**LEVI'S® STADIUM ON TWITTER**
@LevisStadium

**LEVI'S® STADIUM ON INSTAGRAM**
@LevisStadium

**LEVI'S® STADIUM ON FACEBOOK**
www.facebook.com/levisstadium

**STADIUM OPERATIONS**
LEVI'S® STADIUM
4900 MARIE P. DEBARTOLO WAY
SANTA CLARA, CA 95054
PHONE: (408) 673-2100

**COLORS**
49ERS RED (PANTONE 187C)
49ERS GOLD (PANTONE 872C METALLIC)

**FOUNDED**
1946. JOINED NFL IN 1950

Please visit the 49ers media site to find the digital version of the media guide, as well as updated statistics, rosters, transcriptions, audio files and much more at http://media.49ers.com.

# SAN FRANCISCO 49ERS DIRECTORY

**OWNERSHIP**

Denise DeBartolo York ..... Co–Chairman
John York ..... Co–Chairman
Jed York ..... Chief Executive Officer
John M. Sobrato ..... Co–Owner
Mark Wan ..... Co–Owner
Gideon Yu ..... Co–Owner

**EXECUTIVE MANAGEMENT**

John Lynch ..... General Manager
Paraag Marathe ..... Chief Strategy Officer & Executive Vice President, Football Operations
Al Guido ..... President
Hannah Gordon ..... General Counsel
Brano Perkovich ..... Chief Investment Officer
Scott Sabatino ..... Chief Financial Officer
Patty Inglis ..... Executive Vice President

**COACHING STAFF**

Kyle Shanahan ..... Head Coach
Robert Saleh ..... Defensive Coordinator
Richard Hightower ..... Special Teams Coordinator
Jon Embree ..... Assistant Head Coach/Tight Ends
John Benton ..... Offensive Line
Daniel Bullocks ..... Assistant Defensive Backs
Taylor Embree ..... Offensive Quality Control
Jeff Hafley ..... Defensive Backs
Johnny Holland ..... Linebackers
Stan Kwan ..... Assistant Special Teams
Mike LaFleur ..... Wide Receivers/Passing Game Specialist
Tem Lukabu ..... Defensive Quality Control
T.C. McCartney ..... Offensive Assistant
Mike McDaniel ..... Run Game Specialist
Vince Oghobaase ..... Asssistant Defensive Line
DeMeco Ryans ..... Defensive Quality Control
Rich Scangarello ..... Quarterbacks
Bobby Slowik ..... Defensive Quality Control
Katie Sowers ..... Seasonal Offensive Assistant
Adam Stenavich ..... Assistant Offensive Line
Jason Tarver ..... Senior Defensive Assistant
Robert Turner Jr. ..... Running Backs
Jeff Zgonina ..... Defensive Line
Nick Kray ..... Administrative Assistant To The Head Coach
Patrick Hagedorn ..... Assistant To The Coaching Staff
Ray Wright ..... Head Strength & Conditioning
Michael Clay ..... Assistant Strength & Conditioning
Marquis Johnson ..... Assistant Strength & Conditioning
Dustin Perry ..... Assistant Strength & Conditioning

**FOOTBALL OPERATIONS**

Brian Hampton ..... Director of Football Admin. & Analytics
Steve Wagner ..... Manager of Football Systems
Neil Mayfield ..... Software Developer
Dyng Au ..... Software Developer
Kwesi Adofo–Mensah ..... Manager of Football R&D
Demitrius Washington ..... Football R&D Analyst
Richard Buffum ..... Contract Administrator
Jeff Diamond ..... Salary Cap Analyst

**PLAYER PERSONNEL & SCOUTING**

Adam Peters ..... Vice President of Player Personnel
Martin Mayhew ..... Senior Personnel Executive
Ran Carthon ..... Director of Pro Personnel
Ryan Cordell ..... Special Assistant to the General Manager
Crowley Hanlon ..... Special Assistant to Player Personnel
Ethan Waugh ..... Senior Player Personnel Coordinator
Justin Chabot ..... National Scout
Chip Flanagan ..... National Scout
Tariq Ahmad ..... Regional Scout
Reggie Cobb ..... Regional Scout
RJ Gillen ..... Pro Personnel Scout
AJ Highsmith ..... Pro Personnel Scout
Darrell Moody ..... Regional Scout
Kyle O'Dell ..... Regional Scout
Steve Rubio ..... Regional Scout
John Stevenson ..... Regional Scout
Josh Williams ..... Regional Scout
Jacob Nierob ..... Player Personnel Assistant

**FOOTBALL AFFAIRS**

Keena Turner ..... Vice President of Football Affairs
Guy McIntyre ..... Director of Alumni Relations
Parys Haralson ..... Director of Player Engagement
Carri Wills ..... Football Affairs Assistant
Earl Smith ..... Team Chaplain
Steve Bono ..... Alumni Coordinator
Dan Bunz ..... Alumni Coordinator
Jesse Sapolu ..... Alumni Coordinator
Eric Wright ..... Alumni Coordinator
Charles Haley ..... 49ers/NFL Hall of Fame Consultant
Dwight Clark ..... 49ers Hall of Fame Consultant

**ATHLETIC TRAINING & MEDICAL**

Jeff Ferguson ..... Vice President of Medical Services & Head Athletic Trainer
Manny Rivera ..... Assistant Head Athletic Trainer
Laura Schnettgoecke ..... Assistant Athletic Trainer
Ryan Donahue ..... Rehabilitation Coordinator
Jordan Mazur ..... Coordinator of Nutrition
Elliott Williams ..... Director of Functional Performance
Dr. Anthony Saglimbeni ..... Primary Care
Tim McAdams, M.D. ..... Medical Director/ Orthopaedic Surgeon
Geoffrey Abrams, M.D. ..... Orthopaedic Surgeon
William Maloney, M.D. ..... Orthopaedic Surgeon
Gary Fanton, M.D. ..... Orthopaedic Surgeon
Chris Beaulieu, M.D. ..... Radiologist
Tomo Harada, D.C. ..... Chiropractor
Joe Leahy, D.C. ..... Chiropractor
David Meng, DDS ..... Dentist
Scott Hyver ..... Team Ophthalmologist

**EQUIPMENT**

Jay Brunetti ..... Equipment Manager
Donovan "Doc" Dressler ..... Assistant Equipment Manager
Jeff Gilbert ..... Assistant Equipment Manager
Robert Lloyd ..... Assistant Equipment Manager

**VIDEO OPERATIONS**

Michael Bracken ..... Video Operations Manager
William Brown ..... Assistant Manager of Video Operations
Joe Cosgrove ..... Video Operations Assistant
Cory Maddocks ..... Video Operations Assistant

**GROUNDSKEEPING**

Matthew Greiner ..... Senior Manager & Head Groundskeeper
Ryan VerNess ..... Groundskeeping Manager
Tim Hardman ..... Groundskeeping Manager
Colby Garlick ..... Groundskeeper
Salvador Barajas ..... Groundskeeper

**LOGISTICS**

Steve Risser ..... Director of Team Logistics
Michael Slap ..... Team Logistics Manager
Stephen Spencer ..... Team Logistics Assistant

**COMMUNICATIONS**

Bob Lange ..... Vice President of Communications
Dan Beckler ..... Director of Football Communications
Roger Hacker ..... Director of Corporate Communications
Mike Chasanoff ..... Sr. Manager of Football Communications
Emily Lucas ..... Manager of Corporate Communications
Peter Volmut ..... Coordinator of Football Communications
Tessa Giammona ..... Corporate Communications Assistant

**49ERS STUDIOS**

Robert Alberino Jr. ..... VP/Executive Producer
Aron Kennedy ..... Director of Gameday Productions & Broadcast Operations
Wil Blackwell ..... Director, Production
Meghan Ryan ..... Director, Digital & Social Media
Laura Johnson ..... Senior Manager, Gameday Presenation, Live Events
AJ Murray ..... Stadium & Motion Graphics Manager
Joe Fann ..... Senior Team Reporter
Johnny Volk ..... Digital Editor
Matthew Asher ..... Digital Media Coordinator
Billy Barnes ..... Coordinator, Gameday Presentation, Live Events
Nate Steele ..... Producer
Daniel Mapes ..... Producer
Nick Schebetta ..... Producer
Keiana Martin ..... Team Reporter
Sarina Soriano ..... Associate Producer
Terrell Lloyd ..... Senior Manager, Photography Services
Megan Williams ..... Team Photographer
Kym Fortino ..... Team Photographer
Michael Zagaris ..... Team Photographer

**ACCOUNTING & FINANCE**

Esther Chi ..... Director of Accounting
Jeff Fong ..... Director of Finance
Don Hutchinson ..... Senior Manager of Financial Reporting
Joan Pires ..... Senior Manager of Payroll
Hasan Khanzada ..... Finance Manager
Chris Steele ..... Accounting Manager
Frances Lin ..... Senior Financial Analyst
Connor Vander Zalm ..... Senior Accountant
Jake Cosenza ..... Financial Systems Analyst
Sean Kanegawa ..... Revenue Accountant
Ben Lui ..... Staff Accountant
Rosemary Salas ..... Payroll Specialist
Alyssa Kutz ..... Accounts Payable Lead
Jeremiah Lagasca ..... Accounts Payable Specialist
Marielle Verano ..... Accounts Payable Specialist

**ADMINISTRATION**

Angele Cory ..... Director, Office of the CEO
Angela Banister ..... Executive Administrative Assistant
Jackie Brans ..... Executive Assistant to the President
Vinette Ly ..... Executive Administrative Assistant
Jessica Mayberry ..... Executive Administrative Assistant
Brittney Scott ..... Executive Administrative Assistant

**BROADCAST PARTNERSHIPS**

Bob Sargent ..... Director of Broadcast Partnerships

**BUSINESS STRATEGY & ANALYTICS**

Moon Javaid ..... Vice President of Strategy & Analytics
Steve Chan ..... Director, Business Intelligence & Analytics
Umesh Johari ..... Director, Business Strategy & Analytics
Alison Lu ..... Manager, Business Strategy & Analytics
Wade Fuller ..... Business Intelligence Analyst
Demar Amacker ..... CRM Data Analyst
Ben Burdick ..... Analyst, Business Strategy & Analytics
Julianne Jochym ..... Analyst, Business Strategy & Analytics
Amelia Huie ..... CRM Coordinator

**COMMUNITY RELATIONS**

Stacy McCorkle ..... Director of Community Relations
Saya Lindsay ..... Community Relations Coordinator
Liz Malara ..... Community Relations Specialist

**FACILITY SERVICES**

Bill Howell ..... Director of Facilities
Raul Sandoval ..... Maintenance Supervisor
Erik Bernal Lozano ..... Custodian
Santiago Garcia ..... Custodian
Jose Vasquez ..... Custodian
Eduardo Sandoval ..... Custodian
Miguel Sandoval ..... Custodian
Gael Basilio ..... Custodian
Rafael Herrera ..... Maintenance Worker
Santiago Higareda Banuelos ..... Maintenance Worker

# SAN FRANCISCO 49ERS DIRECTORY

**HUMAN RESOURCES**
Lisa Thompson....Director, Human Resources
Harpreet Basran....Human Resources Manager
Mykela Deranleau....Human Resources Specialist
Zakiya Konadu....Human Resources Assistant
Gabby Franklin....Office Assistant

**LEGAL AFFAIRS**
Jihad Beauchman....Associate General Counsel
Rahul Chandhok....Director of External Affairs
Jesse Campbell....Risk Manager
Kimberly Kupitz....Paralegal and Executive Assistant to the General Counsel

**MARKETING**
Aaron Llavore....Art Director
Allie Dicken....Brand Marketing Manager
Meagan Schreiner....Marketing Events Manager
DC Abramson....Manager of Mascot Programming
Roxy Mistry....Digital Marketing Manager
Tyler Killingsworth....Marketing Coordinator
Matt Sisneros....Graphic Designer
Christine Zambetti....Graphic Designer

**NEW VENTURES**
Sean Kundu....Vice President of New Ventures
Collin Meador....Investment Associate

**SECURITY**
Russell Butler....Security Director
Mike Anderson....Director of Team Security
Michael Gonzalez....Operations Coordinator
Alonso Martin....Security Coordinator

**TECHNOLOGY**
Jim Bartholomew....Director, Information Technology
Albert Ng....Network Engineer
John Wallwork....Manager, Information Technology
Vernon Lee Jr.....Systems Administrator
Brian Itanen....Desktop Technician

**TICKET OPERATIONS**
Jamie Brandt....Vice President of Sales & Service
Brad Dugan....Director, Ticket Operations
Trent Bartling....Senior Manager, Ticket Operations
Prima Patel....Senior Manager, SBL & Ticket Finance
Marcus Wong....Manager, Ticket Operations
Meghan Grenier....Coordinator, Ticket Operations
Sheel Patel....Ticket Operations Specialist
Nathan Brown....Ticket Operations Specialist
Danielle Miller....Ticket Operations Specialist

**YOUTH FOOTBALL**
Jared Muela....Director, Youth Football & Fan Engagement
Tucker Baksa....Manager, Youth Programs & Fan Engagement
Nick Clarke....Youth Programs Coordinator

# FORTY NINERS STADIUM MANAGEMENT COMPANY DIRECTORY

**ADMINISTRATION**
Bernadette Pullon–Garcia....Executive Admin. Assistant
Mary Pires....Administrative Engineering Coordinator
Jamie Seiff....Executive Administrative Assistant

**CORPORATE PARTNERSHIPS**
Brent Schoeb....Vice President of Corporate Partnerships
Nikki Hawkins....Director, Partnership Services
Safia Diab....Manager, Partnership Services
Krista Cullen....Manager, Partnership Services
Nate Racela....Manager, Partnership Services
Cassandra Trujillo....Manager, Partnership Services
Lindsey Arnold....Manager, Partnership Services
Kevin Hilton....Director of Partnership Sales
Tyson Lamp....Manager, Partnership Sales
Craig Martin....Manager, Partnership Sales
Colin Potter....Account Executive, Partnership Sales
Kyla Kajioka....Coordinator, Partnership Sales & Services

**ENGINEERING**
Pat Rogan....Director of Engineering Operations
Roger Elu....Chief Engineer
Damon Andrews....Assistant Chief Engineer
Omar Garcia....Stationary Engineer
Dan Lee....Stationary Engineer
Doug Lopez....Stationary Engineer
Clinton Meyerhoff....Stationary Engineer
Rick Narayan....Stationary Engineer
Justin Rhodes....Stationary Engineer
Chris Scallan....Stationary Engineer
Scott Sotelo....Stationary Engineer
Matthew Toman....Stationary Engineer
Chucky Robinette....Stationary Engineer
Eric Gunsberg....Apprentice Stationary Engineer

**GUEST SERVICES**
Kieran Nulty....Director of Guest Services
Jordan Cox....Senior Manager, Guest Services
Ashley Vind....Uniform & Services Coordinator
Kristin Marvel....Guest Serivces Coordinator
Sam Sugarman....Guest Services Coordinator
Ivy Daley....Guest Services Coordinator

**MUSEUM**
Jesse Lovejoy....Director, STEAM Education & 49ers Museum
Beth Atlas....Manager & Curator, 49ers Museum
Missy Morrill....Museum Operations Coodinator
Alex Carreon....Manager, Levi's Stadium Tour Program
Sofy Navarro....Manager, STEAM Education
Josiah Rodriguez....Coodinator, Instruction, STEAM Education
Matt Hovik....Coodinator, Staff Development, STEAM Education
Bronwen Phillips....Senior STEAM Edcuator, Administration
Christina Anderson....Lead STEAM Educator
Todd Valentine....Lead STEAM Educator

**PREMIUM SALES**
Paul Epstein....Director of Sales & Business Development
Nana Yaw....Senior Manager, Premium Sales
Raymond Tioseco....Suite Sales Consultant
Cameron O'Toole....Suite Sales Consultant
Katie Abrams....Suite Sales Consultant
Jose Martinez....SBL Sales Consultant
Michael Arredondo....SBL Sales Consultant
Stephen Crowell....SBL Sales Consultant
Christian Trigg....SBL Sales Consultant
Alexis Speliotis....Group Sales Executive
Kyle Snyder....Group Sales Executive
Jonathan White....Group Sales Executive
Greg Breiner....Ticket Sales Executive
Nick Lamprinakos....Ticket Sales Executive
Brian Mulcrone....Ticket Sales Executive
Nick Ortiz....Ticket Sales Executive
Sarah Schroeder....Ticket Sales Executive
Aaron Wicklund....Ticket Sales Executive
Michael Bojsza....Hospitality Sales Executive
Hayley Di Naso....Hospitality Sales Executive
Richard Esparza....Hospitality Sales Executive

**PREMIUM SERVICE**
Dustin Albertson....Director, Premium Services
Kathy Revelo....Senior Manager, Premium Services
Matt Crowell....Senior Manager, Member Experience
Brandon Lohmann....Manager, Premium Member Services
Nicole Anthony....Manager, Suite & Member Services
Judy Quinata....Suite Member Services Coordinator
Courtney Considine....Premium Member Services Rep.
Alyssa Kelly....Premium Member Services Rep.
Ryan Scarlett....Premium Member Services Rep.
Hillary Wallach....Premium Member Services Rep.

**SECURITY**
Lou Pezzola....Security Director
John Glischinski....Senior Security Manager
George Sams....Security Systems Coordinator
Bob Guillermo....Security Coordinator
Gregory Hart....Security Coordinator
Thomas Wong....Security Coordinator
Tommy O'Rourke....Operational Support Specialist
Jason Montgomery....Shift Supervisor
Dario Montenegro....Security
Stephen Nemeth....Security

**SPECIAL EVENTS SALES & SERVICE**
Patricia Ernstrom....Vice President, Special Events & Executive Director, 2019 College Football Playoff National Championship Host Committee
Ryan Oppelt....Director, Stadium Sports & Events
Jarrod Silva....Manager, Event Sales
Katie Heldreth....Special Events Sales Representative
Catherine Pearson....Manager, Event Planning
Lauren Hall....Event Planner
Cicely Nash....Event Planner
Alexis Pinson....Sales Coordinator

**STADIUM OPERATIONS & LOGISTICS**
Jim Mercurio....Vice President, Stadium Operations & General Manager
Craig Graber....Director, Stadium & Event Operations
Julian Sakti....Director, Stadium Operations Logistics
Nelson Ferreira....Director, Technical Operations
Dale Moul....Senior Manager, Special Event Operations
Shaun Ram....Senior Manager, Stadium Logistics
Tony Vroman....Senior Manager, Stadium Operations
Eve Alvarenga....Stadium Operations, Sytems & Reporting Manager
Bob Mallamo....Locker Room Manager
Alicia Pratt....Stadium Operations Project Manager
Cameron Lacson....Manager, Stadium Logistics
Logan Irons....Manager, Stadium Operations
Greg Shore....Manager, Stadium & Event Operations
James Summers II....Technical Operations Manager
Jesse Richmond....Audio/Visual Coordinator
Dominic Roja....Loading Dock Coordinator
Daniel Carvajal....Logistics Coordinator
Vincent Sotto....Logistics Coordinator
Carlos Monroy....Stadium & Special Event Coordinator
Analisa Robles....Stadium Operations Coordinator
Camila Borsato....Stadium Operations Coordinator
Roberto Benavides....Warehouse Coordinator
Doug Purdy....Stadium Operations Staff

# DENISE DEBARTOLO YORK & JOHN YORK

## CO-CHAIRMEN

Denise and John York bring long and distinguished careers in sports and business to their roles as Co-Chairmen of the San Francisco 49ers, where they combine their passion for building a championship team with their commitment to being the best possible business partners and community citizens.

### A FORTY-YEAR LEGACY IN BUSINESS AND PRO SPORTS

Since Denise's father, Edward J. DeBartolo Sr., purchased the 49ers in 1977, she has been an integral part of four decades of 49ers football, including 44 playoff contests and five Super Bowl victories. Earlier in her career, Denise served as President of the Pittsburgh Penguins hockey team. Under her leadership, the Penguins were revitalized and transformed into a championship team, winning the Stanley Cup. She is one of only 12 women to have her name engraved on hockey's famed championship trophy.

A successful entrepreneur, John spent years as Senior Vice President/Director of Racing Operations for the DeBartolo Corporation, instituting programs designed to enhance the fan experience and raise the profile of thoroughbred horse racing. John, a noted pathologist, began his business career in 1982 as founder of DeYor Laboratories in Youngstown, Ohio. From three employees, he molded the company into a 500-person operation with facilities in three states before selling the company to Corning, Inc., in 1993.

As co-chairs of the 49ers, Denise and John provide the resources and guidance to uphold the 49ers celebrated history and oversee the team's relationship with the Commissioner of the National Football League and other team owners.

### TAKING A LEADERSHIP ROLE IN THE NFL

Denise and John's dedication to the sport of football extends to the top levels of the NFL.

Denise is an active member of the Pro Football Hall of Fame Committee, where she helps to oversee the League's ongoing support of the museum that pays tribute to the triumphs of professional football's greatest stars, including 26 legendary members of the San Francisco 49ers.

John is Chairman of the NFL's Health & Safety Advisory Committee, which was established in 2011. He is also a member of both the League's Audit and International committees, the latter of which he previously served as Chairman. Under his leadership, the 49ers became the first team to play a regular season game outside the borders of the United States, taking on the Arizona Cardinals in front of 100,000 fans at Azteca Stadium in Mexico City. Under his direction, the League expanded its presence abroad with regular season games at Wembley Stadium in London, England. San Francisco has played in London's Wembley Stadium twice, defeating the Denver Broncos in 2010 and the Jacksonville Jaguars in 2013.

### CELEBRATING THE TEAM'S LEGENDARY HISTORY

Denise and John have played a pivotal role in fostering tremendous relationships with former players and coaches to help celebrate seven monumental decades of 49ers football. Over the past decade, Denise and John have brought back every Hall of Fame enshrinee from the 49ers to be honored for their tremendous contributions to Bay Area sports.

Levi's Stadium opened in 2014 with one of the premiere features of the venue being the 49ers Museum presented by Sony, which houses the Edward J. DeBartolo Sr. 49ers Hall of Fame. The two-level, 20,000 square foot space is dedicated to showcasing the past, present and future of the 49ers organization and its commitment to education and innovation.

Under the guidance of Denise and John, the team hosts its annual alumni weekend event to give all players who have donned the red and gold throughout the team's history a chance to catch up with old friends. They have also worked with players like Joe Montana, Steve Young and Dwight Clark, and the members of the 1981 49ers defense to re-enact and commemorate some of the team's most famous plays such as "The Catch" and the goal line stand that propelled the team to its first Super Bowl victory. As the team said goodbye to Candlestick Park in 2013, the 49ers commemorated many great memories by honoring the Top 10 moments in the storied history of the venue by welcoming back the alumni who helped make them all possible.

## ENHANCING THE FAN EXPERIENCE

Denise and John are dedicated to embracing the passion of 49ers fans everywhere. They are committed to giving fans an opportunity to experience the excitement of 49ers football year-round, and they have made it their mission to embrace the Faithful as family.

Levi's Stadium is the culmination of their vision to create an unparalleled game day experience for 49ers fans. The venue not only provides fans the ultimate place to enjoy 49ers football, but it also plays host to a number of world-class sports and entertainment events throughout the year. Through the integration of innovative technology, sustainable practices and groundbreaking design elements, Levi's Stadium accurately reflects the best of the Bay Area while bringing fans closer to the game.

Visitors to Levi's Stadium immediately notice wider, open concourses that look back into the lower bowl so fans don't miss a minute of the action while waiting for food. A significant increase in the number of points of sale for concessions and merchandise and in the number of restrooms was done to limit congestion. From their seats, visitors can marvel at more than 19,000 square-feet of video board space, while using the Levi's Stadium App to order food, beverages and merchandise or to watch replays of the action on the field in real-time. Those who visit the NRG Solar Terrace on the roof of the stadium's suite tower are treated to unbelievable views, while being shaded by 49 solar panel arrays that helped make the venue the first stadium home to an NFL team to open with LEED Gold certification. Levi's Stadium is also the first home of an NFL team to earn dual LEED Gold certifications, achieving its second distinction for operations and maintenance of an existing building in 2016.

Levi's Stadium features three signature locations - The 49ers Museum presented by Sony, Michael Mina's Bourbon Steak and Bourbon Pub restaurants, and the 49ers Team Store. Packaged with the venue's public tours and its special events program, these elements make Levi's Stadium a year-round destination.

Levi's Stadium garnered international recognition by receiving the prestigious honor of *Sports Business Journal's* 2015 Sports Facility of the Year and the 2015 Sports Venue of the Year at TheStadiumBusiness Awards in Barcelona, Spain. The venue has also received several recognitions from the sustainability industry - including the 2017 TheStadiumBusiness Environmental Award of the Year - for its environmentally friendly design and operations plan, both of which were mandated by the York family.

## MAKING A DIFFERENCE IN THE LIVES OF OTHERS

Under the leadership of Denise and John, the team's community outreach programs and 49ers Foundation have grown tremendously and are recognized among the most impactful in all of professional sports. In recognition of their tremendous commitment to philanthropy and community, the 49ers were named the 2017 ESPN Sports Humanitarian Team of the Year after being two-time finalists for the award in 2015 & 2016. The 49ers were also named Pop Warner Little Scholars Team of the Year in 2017 after previously being named Beyond Sport's 2015 Sport Team of the Year for Outstanding Philanthropic Sports Organization and the 2013 winner of the prestigious Robert Wood Johnson Foundation Steve Patterson Award for Sports Philanthropy.

The 49ers Foundation is the non-profit community funding extension of the San Francisco 49ers. Now in its 26th year, the 49ers Foundation supports development programs for underserved youth that keep them "Safe, On Track, and In School." Since 1992, the Foundation has donated $40 million to support non-profits. Through the stewardship and active involvement of 49ers team owners Denise and John York, in 2016 alone, the 49ers committed $4 million to Bay Area non-profits, including a $1 million gift to support the 49ers STEM Leadership Institute in cooperation with Chevron, the Santa Clara Unified School District and the Silicon Valley Education Foundation and the ribbon cutting on the $1 million Fab Lab Santa Clara in September 2016. It also included a $250,000 donation to Khan Academy to support the expansion of their online STEM-aligned education platforms. Each of the last six years, 100 percent of players participated in one-or-more community programs and were joined by ownership, coaching staff, executives or their families at most of these events.

The 49ers ongoing efforts to promote education took significant steps forward in 2014 as Denise and John launched two new educational initiatives designed to make a long-lasting impact for youth throughout the Bay Area and especially in Santa Clara. The 49ers STEAM Education Program – housed at the Denise DeBartolo York Education Center at Levi's Stadium – provides learning platforms that connect, inspire and engage 60,000 K-8 Santa Clara and greater Bay Area students annually. With more than 150,000 participants engaged in STEAM conversations to date, more than 50% come from Title I designated schools. The 49ers innovative program taps into a passion point for youth by using football as a platform for teaching content-rich lessons in STEAM (Science, Technology, Engineering, Art, and Mathematics), ingraining valuable life skills and encouraging physical activity.

The first professional sports organization to embrace the STEAM learning concepts for youth and provide on-site free programming, the 49ers STEAM Education Program continuously evolves to enhance the student experience. By integrating innovative concepts that support classroom learning in the community and beyond, the 49ers are committed to remaining an industry leader in STEAM education.

Deploying a multi-faceted approach, in 2014 the San Francisco 49ers launched the 49ers STEM Leadership Institute (SLI), a collaborative education venture with 60 high-achieving 7th graders at the Chevron STEMZONE at Cabrillo Middle School in Santa Clara, Calif. The six-year program exposes students to a rigorous curriculum of science, technology, engineering and math, strengthening their skills to prepare them for eventual entry to top-tier colleges in STEM fields and STEM careers. In fall 2016, the program – now serving 240 students – expanded to Santa Clara High School (SCHS) and, at full capacity in 2019, will serve 360 students from 7th through 12th grade.

In recognition of their community involvement, the couple has been honored with a number of accolades including the Children Discovery Museum's Legacy for Children Award, City Year's Service Leadership Award, Silicon Valley Exemplary Community Leadership Award by Silicon Valley FACES, Outstanding Corporate Philanthropy Award at the Catholic Charities/Catholic Youth Organization's Loaves and Fishes Dinner, and annual inclusion on the Top Corporate Philanthropists list for the *San Jose/Silicon Valley Business Journal*.

The couple's passion for community involvement extends beyond the Bay Area as well. John has been honored with Loyola University's Stritch Medal – the highest honor awarded by the school – for his ongoing contributions to his alma mater. Denise and John were honored with the Youngstown Hearing and Speech Center's Great Communicators Award in recognition of their philanthropic leadership. The couple continues to support the Boys and Girls Club of Youngstown, Making Kids Count and the Mahoning Valley United Way, while also being intimately involved with the Edward J. DeBartolo Sr. Memorial Scholarship Foundation, which awards college scholarships to deserving Youngstown area high school seniors.

Denise continues to provide mentoring and tuition assistance for at-risk youth throughout all levels of education. She also works with the local food bank and supports Rescue Mission, Akron Children's Hospital Mahoning Valley, Beatitude House, Youngstown Neighborhood Development, YWCA Scholarship Program, Women in Entrepreneurship Program at Youngstown Business Incubator and made a substantial contribution to the new Youngstown State University Veteran's Resource Center. Denise is also passionate about cancer-related causes, including The Serenity Garden at the Joanie Abdu Comprehensive Breast Care Center and the A Way With Words Foundation.

## PUTTING FAMILY FIRST

Though Denise and John have accomplished much in their professional careers, they first define themselves as husband, wife, and parents.

Their eldest son, Jed, now carries on the family's legacy -- begun by his grandfather Edward J. DeBartolo Sr., his Uncle Eddie DeBartolo Jr., and his parents -- by serving as CEO of the 49ers. Their son, Tony, is currently an entrepreneur in the high-tech industry in the Bay Area, and is involved with support programs for incarcerated juveniles alongside team pastor Earl Smith. Their twin daughters, Jenna and Mara, have worked in the Napa Valley wine industry for several years and are active participants with the 49ers Foundation and Community Relations efforts. All of the York children share their parents' passion for community service and are very active in the 49ers Foundation. Denise and John, have two grandchildren, Jaxon and Brixton, the sons of Jed and his wife, Danielle.

# JED YORK

## CHIEF EXECUTIVE OFFICER

### 13TH NFL SEASON » 13TH WITH 49ERS

### BUILDING A CHAMPIONSHIP TEAM

As chief executive officer of the San Francisco 49ers, Jed York oversees all aspects of the organization. Now in his eighth year as CEO, York has been a driving force behind the 49ers success on and off the field during that time. York recognizes and shares the ongoing passion of the team's faithful fans.

During York's tenure, the team has experienced great success having won two NFC West Division titles, advanced to three consecutive NFC Championship Games and a Super Bowl. His strong leadership was also instrumental in providing the team and its fans a state-of-the-art new home one year ahead of schedule. On April 19, 2012, the Santa Clara Stadium Authority broke ground on Levi's Stadium and enlisted the 49ers to manage the construction process which achieved a ribbon cutting just two years later.

Designed to set a new standard for the stadium experience, Levi's Stadium has become known as one of the iconic sports and entertainment venues in the world. The building has already garnered international acclaim having been named 2015 Sports Venue of the Year by the *Sports Business Journal* and Venue of the Year at the 2015 Stadium Business Awards in Barcelona, Spain. In just its first three years of operation, Levi's Stadium has already successfully hosted Super Bowl 50, Wrestlemania 31, Copa America Centenario and U2, among a host of other world-class sports and entertainment events.

### RECOGNIZING THE 49ERS FAITHFUL

A 49ers fan since birth, York recognizes that the success of the 49ers hinges on the team's faithful fans, and he is committed to honoring them for their passion and enthusiasm. Most recently, York recognized the unique opportunities Levi's Stadium presented the team and its fans, and he directed the organization to capitalize.

From the time Levi's Stadium was just a concept, creating the ultimate game day experience for 49ers fans was at the core of the York family's vision. The unique approach taken to designing the venue and bringing that vision to life incorporated one of the Bay Area's most notable natural resources – innovative technology. As York has repeatedly stated, Levi's Stadium may not be the biggest stadium, but it will be the smartest.

With technology woven into its backbone, the building not only allows visitors to customize their own individual experience through the use of the Levi's Stadium App, but it is also able to seamlessly evolve throughout the decades to come. In addition to groundbreaking design elements that bring fans closer to the game, the venue is a showcase for the region's sustainable efforts and world-class wine and cuisine. Fans have also come to recognize Levi's Stadium as a year-round destination that features a restaurant headlined by an award-winning chef and a museum dedicated to honoring the team's storied history, while also using football as a means to educate Bay Area youth.

Under York's leadership, the team established the Edward J. DeBartolo, Sr. 49ers Hall of Fame in 2009, to commemorate the significant accomplishments of some of the team's biggest stars and key contributors. Named for his grandfather and the beloved patriarch of the 49ers, the Hall of Fame automatically inducted those 49ers greats that have either had their jersey numbers retired by the team or have been inducted into the Pro Football Hall of Fame. York, shortly thereafter, announced the Hall of Fame's inaugural inductee, his uncle, Edward J. DeBartolo, Jr., who was enshrined during the 2009 season. The 49ers Hall of Fame now has a home inside the new 49ers Museum presented by Sony at Levi's Stadium.

Also located inside the 49ers Museum is the Denise DeBartolo York Education Center, which provides learning platforms that connect, inspire and engage 60,000 K-8 Santa Clara and greater Bay Area students annually. Featuring content-rich lessons in science, technology, engineering, art and mathematics, the highly interactive center promotes physical activity and valuable life skills.

### CARRYING ON THE FAMILY'S LEGACY

York's roots with the 49ers run deep. He is the oldest child of Denise and John York, the co-chairmen of the team. York's uncle and godfather, Eddie DeBartolo, also known to fans as "Mr. D", has long served as a mentor.

York began his career as a financial analyst at Guggenheim Partners, a diversified financial services firm. He worked in the firm's New York office in several areas, including private wealth management, hedge funds risk analysis, and collateralized debt obligations. York currently serves on two key committees, Stadium and Digital Media, assigned to address facets of National Football League business.

Born and raised in Youngstown, OH, York was a student athlete at Cardinal Mooney High School where he was captain of the baseball team as well as student body president. After high school, York decided to carry on a family tradition by attending the University of Notre Dame, where he earned a degree in both finance and history. York was a member of Phi Alpha Theta, the National History Honors Society.

York credits his parents, his uncle Eddie, and his grandfather Edward DeBartolo, Sr. as being positive role models and for teaching him character values such as integrity, a strong work ethic, and respect for others. He is pleased to carry on his family's commitment to community by serving as a board member at Tipping Point Community, the Common Wealth Club, the Chegg Foundation, Dignity Health Foundation, Bay Area Council, Silicon Valley Leadership Group, and the Council on Foreign Relations.

Besides his tremendous passion for the 49ers, York enjoys traveling, fishing, and playing cards, which he learned from his grandfather.

Jed lives in the Bay Area with his wife, Danielle, and two sons, Jaxon and Brixton.

# JOHN LYNCH

## GENERAL MANAGER

### 1ST NFL SEASON » 1ST WITH 49ERS

One of the most respected players to ever play the game of football, and a four-time finalist for the Pro Football Hall of Fame, John Lynch enters his first season as the team's General Manager following a 15-year playing career and more than eight seasons as an NFL analyst.

Lynch joined the 49ers in February of 2017 after serving as a color analyst for FOX Sports from 2009-16. In his final season of 2016 with FOX, he manned the number two broadcast crew alongside play-by-play announcer Kevin Burkhardt.

Prior to his time at FOX, Lynch constructed one of the all-time great NFL careers while with the Tampa Bay Buccaneers (1993-2003) and the Denver Broncos (2004-07). A four-time All-Pro and nine-time Pro Bowl selection, he played in 224 games (191 starts) and registered 1,277 tackles, 13.0 sacks, 26 interceptions, 16 forced fumbles, eight fumble recoveries and 100 passes defensed. Lynch also started all 12 playoff games in which he appeared and tallied 71 tackles, two interceptions and 12 passes defensed. He was a Buccaneers team captain as the squad achieved the crown jewel of team sports, a victory in Super Bowl XXXVII, and has been inducted into the Ring of Honor in both Tampa Bay and Denver.

Lynch attended Stanford University where he excelled in both football and baseball. On the football field, he earned Second-Team All-American and First-Team All-Pac-10 Conference honors as a senior, while playing for Hall of Fame head coach Bill Walsh. Lynch was later selected in the third round (82nd overall) of the 1993 NFL Draft by Tampa Bay. Following his career on the diamond for the Cardinal, he was selected in the second round (66th overall) of the 1992 Major League Baseball Draft by the Florida Marlins.

In addition to his stellar play on the field, Lynch is also a pillar of the community. He and his wife, Linda, formed the John Lynch Foundation, which is committed to inspiring young people to become leaders through scholarship, sport participation and community involvement. The Foundation is committed to developing leaders by encouraging dreams, providing programs that assist and motivate, and recognizing achievement and excellence.

Lynch was the recipient of the 2006 Bart Starr Award, which is voted upon by players throughout the NFL and recognizes a player who shows outstanding character and leadership in the home, on the field and in the community. He was also presented with The Byron "Whizzer" White Award, which is given annually to the NFL player who serves his team, community and country in the spirit of Bryon Raymond White.

John and his wife, Linda, have four children – Jake, Lindsay, Lilly and Leah.

### LYNCH'S GOLDEN NUGGETS

- Lynch is a member of the Tampa Bay Buccaneers Ring of Honor (2016) and the Denver Broncos Ring of Fame (2016).
- One of seven players in NFL history to make at least four Pro Bowls with multiple teams (Tampa Bay – 5; Denver – 4).
- His nine Pro Bowl selections rank 2nd in NFL history among safeties, behind Pro Football Hall of Fame S Ken Houston (10).
- A four-time AP All-Pro selection (1999-2002), Lynch also won Super Bowl XXXVII as a member of the Buccaneers.
- Attended Stanford University (1989-92) where he played both football and baseball. He earned Second-Team All-American and First-Team All-Pac-10 Conference honors as a senior while playing for Hall of Famer and former 49ers head coach Bill Walsh.
- Selected in the second round (66th overall) of the 1992 Major League Baseball Draft by the Florida Marlins.
- In August of 2000, he and his wife, Linda, formed the "John Lynch Foundation" to provide "encouragement and positive alternatives for young people."



# JOHN LYNCH'S ACCOLADES

## 49ERS GENERAL MANAGER

## A CASE FOR CANTON

*In each of the past five seasons, semifinalists for the Pro Football Hall of Fame have been trimmed to 15 finalists, with John Lynch being one of those 15 finalists all five years.*

**5X** ***PRO FOOTBALL HALL OF FAME FINALIST (2014-18)***

## HIGH PRAISE

*"I am very excited for John and the opportunity he has with the San Francisco 49ers. He has all the traits you would want in a person to lead your football team. He knows the game and knows what it takes to win. John was instrumental in the turnaround of our Bucs team and he has a vision of how to do that with the 49ers. He's a great communicator and will be able to get his vision across to everyone in the organization. I have no doubt he will do an outstanding job."*

**- Pro Football Hall of Famer Tony Dungy**



## EVERYWHERE HE GOES

*Throughout each of John Lynch's stops in the NFL, success seems to follow him. In 2016, Lynch was inducted into the Tampa Bay Buccaneers Ring of Honor, having spent 11 seasons with the team (1993-2003) after being selected in the third round (82nd overall) of the 1993 NFL Draft. He was also enshrined into the Denver Broncos Ring of Fame after playing four seasons (2004-07), becoming one of just a few individuals to receive such an honor from multiple teams.*

## PRO-BOWL CREDENTIALS

*In 15 NFL seasons, Lynch earned nine trips to the Pro Bowl, tied for the second-most in NFL history among safeties.*

**9** ***Pro Bowl Selections***

## MOST PRO BOWL SELECTIONS AT SAFETY IN NFL HISTORY

| Rank | Player | Pro Bowls | Years |
|---|---|---|---|
| 1. | Ken Houston | 10 | 1971-80 |
| **2t.** | **John Lynch** | **9** | **1998, 2000-02, 2005-08** |
| | Ed Reed | 9 | 2004-05, 2007-13 |
| 3t. | Steve Atwater | 8 | 1991-97, 1999 |
| | Troy Polamalu | 8 | 2005-09, 2011-12, 2014 |

**4X** ***ASSOCIATED PRESS ALL-PRO SELECTION***

**1999** FIRST-TEAM **2000** FIRST-TEAM

**2001** SECOND-TEAM **2002** SECOND-TEAM

## OTHER NOTEABLE AWARDS & HONORS

***1996***
- *NFC Defensive Player of the Week (Week 13)*

***1999***
- *Football Digest All-Pro*
- *Pro Football Weekly All-Pro*
- *Sports Illustrated All-Pro*
- *The Sporting News All-Pro*
- *USA Today All-Pro*

***2000***
- *NFL Defensive Back of the Year (NFL Alumni)*
- *NFLPA's Unsung Hero Award*
- *College and Pro Football Newsweekly All-Pro*
- *Football Digest All-Pro*
- *Pro Football Weekly All-Pro*
- *Sports Illustrated All-Pro*
- *The Sporting News All-Pro*

***2001***
- *NFL Insider's All-Interview Team*
- *Ed Block Courage Award*
- *College and Pro Football Newsweekly All-Pro*
- *Pro Football Weekly All-Pro*

***2002***
- *Walter Payton NFL Man of the Year Award Finalist*
- *Football Digest Second-Team All-Pro*
- *Leadership Excellence Award from Don Shula*
- *Tampa Tribune's People's Champion Award (along with wife, Linda)*
- *Florida Sports Hometown Heroes Award*
- *Irish America Magazine Top-100 Most Influential Irish Americans*

***2003***
- *Walter Payton NFL Man of the Year Award Finalist*
- *The Sporting News 100 Best Players List*
- *NFL.com All-Interview Team*

***2005***
- *Walter Payton NFL Man of the Year Award Finalist*
- *AFC Defensive Player of the Week (Week 17)*

***2006***
- *NFL Bart Starr Award*
- *Byron "Whizzer" White Award*
- *Wooden Cup Award*

***2007***
- *Darrent Williams Good Guy Award*

# PARAAG MARATHE

## CHIEF STRATEGY OFFICER & EXECUTIVE VICE PRESIDENT, FOOTBALL OPERATIONS

### 17TH NFL SEASON » 17TH WITH 49ERS

Paraag Marathe is in his 17th year with the 49ers, and second as chief strategy officer and executive vice president of football operations. Marathe is also a managing partner in the investment entity created by the York Family.

On the team side, Marathe reports directly to 49ers CEO Jed York and has a key role in major strategic decisions for the club as Chief Strategy Officer. He also continues in his long-respected role as the team's chief contract negotiator and salary cap architect, while overseeing the team's football analytics department.

As part of the 49ers York family's investment entity, Marathe has already led a number of transactions as the team looks for investment opportunities in and out of sports to expand the 49ers brand. In 2015, Marathe was selected as a member of the *Sports Business Journal's* Forty Under 40 class.

While serving as team President for two years (2014-15) and chief operating officer for four years (2010-13), Marathe helped bring to life the vision of an unparalleled fan experience at Levi's Stadium. The vision was to be a physical representation of all that is special about the Bay Area, in particular its innovative technology, sustainability, and culture. Levi's Stadium features several elements that accomplish those goals, including the 49ers Museum presented by Sony, Michael Mina's world-class restaurants - Bourbon Steak and Bourbon Pub, television and radio production studios, the flagship 49ers Team Store, a 27,000 square foot green roof and the Levi's Stadium mobile app that allows fans to personalize their visit to the venue. Marathe played a critical role on the small team that founded and incubated VenueNext, a company whose vision is to use technology to set a new standard for the live event experience.

In addition to 49ers games, the venue has hosted a myriad of non-NFL events such as Super Bowl 50, WrestleMania 31, the 2015 NHL Stadium Series, multiple PAC 12 Championship Games, the Foster Farms Bowl, concerts, and international soccer. Under Marathe's leadership, the stadium garnered industry acclaim, most notably the prestigious honor of *Sports Business Journal* 2015 Sports Facility of the Year and Venue of the Year at the 2015 Stadium Business Awards in Barcelona, Spain.

Prior to being named team President, Marathe spent several seasons as the team's COO. Under his direction, the 49ers experienced tremendous progress off the field, with the construction of Levi's Stadium being the focal point of the club's efforts. His leadership has proven integral to the club's short-term and long-term business strategy, as he set the vision and hired many of the current executive team members, while the club transitioned from Candlestick Park to Levi's Stadium.

Marathe also holds a leadership position on the football side. He is responsible for the 49ers compliance with the NFL's collective bargaining agreement and works alongside general manager John Lynch and head coach Kyle Shanahan on all aspects of the club's football operations.

Marathe has played an integral role in helping the 49ers maintain a solid veteran nucleus, negotiating contract extensions in recent years with a number of key players, including All-Pros LB NaVorro Bowman and T Joe Staley, as well as TE Vance McDonald. Additionally, Marathe's work during free agency has helped to land accomplished veteran players, such as WR Pierre Garçon and Pro Bowlers K Robbie Gould and FB Kyle Juszczyk. Over the years, Marathe has consistently kept the club in a competitive salary cap position.

Prior to joining the 49ers, Marathe spent several years at management consulting firm Bain & Company, as a Senior Associate Consultant, where he advised clients in a variety of industries including private equity, venture capital, software, retail, sports footwear, consumer products, and health clubs. Before that, Marathe worked in the sports consulting group at the International Management Group (IMG), where he concentrated primarily on stadium naming rights deals, corporate sponsorships, and athlete endorsements.

A native of Saratoga, CA, Marathe's passion for the 49ers was instilled at a very young age. As an avid Bay Area sports fan, he has rarely missed any 49ers games since he was six years old. Marathe's Bay Area roots run deep, having received his bachelor's degree with high honors from the Haas School of Business at the University of California-Berkeley and his MBA from Stanford University's Graduate School of Business.

Outside of the 49ers, Marathe is actively involved in the Bay Area community with organizations and causes that are personally important to him. He currently sits on the Board of Directors for Andrea's Voice and Project HEAL, two nonprofits that are focused on bringing awareness and funding, respectively, for fighting eating disorders. He serves on the Board of the Sequoia Hospital Foundation, where his daughter was born. Marathe is also a Lecturer at Stanford's Graduate School of Business, co-teaching two courses: Sports Business Investment and Negotiations.

Marathe, his wife, Jennifer, and daughter, Juniper, live in Los Altos, CA.



# AL GUIDO

## PRESIDENT

### 11TH NFL SEASON » 4TH WITH 49ERS

Al Guido was named President of the San Francisco 49ers on February 15, 2016. Guido oversees all key business initiatives for the team.

Prior to being named President, Guido served as the team's chief operating officer from 2014-16. Under his direction, the construction and year-one operations of Levi's Stadium exceeded all projections – finishing under budget on construction, with lower public debt than expected, delivering $2.8 million to the City of Santa Clara general fund from non-event revenue in just the first eight months of operations, and fully funding reserve cash balances for the Santa Clara Stadium Authority.

Levi's Stadium has proven itself as a 360 degree entertainment venue in its first three years under Guido's leadership. The venue has hosted Super Bowl 50, Wrestlemania 31, Major League Soccer, multiple Pac-12 Championship Football games, International Soccer giants Manchester United and Barcelona, Taylor Swift, Kenny Chesney, Grateful Dead, and NHL Outdoor Classic. This summer the stadium will play host to the largest soccer tournament on U.S. soil since the World Cup with the Copa America Centenario and will host the prestigious College Football National Championship Game, in 2019.

Guido led the sales team that made the stadium a reality, highlighted by the record-setting Stadium Builders License sales campaign for the stadium's seats and suites that generated nearly half of the $1.2 billion construction cost of the stadium. The team has signed more than a dozen partners investing seven-figures annually for 10 years, including Levi's Stadium naming rights at $220 million, with more than $650 million in corporate partnership investment.

Creating a technologically enhanced game day experience that is influencing sports venues across North America and around the world, the strategy for Levi's Stadium developed by Guido and the 49ers executive management team has already garnered international recognition, most notably the *Sports Business Journal* 2015 Sports Facility of the Year and Venue of the Year at the 2015 Stadium Business Awards in Barcelona, Spain.

Prior to being elevated to his former role as chief operating officer in 2014, Guido worked on behalf of the 49ers and the Santa Clara Stadium Authority as the senior vice president of global sales for Legends beginning in 2010. In that capacity, he led a suite and SBL sales initiative for Levi's Stadium that achieved record-setting results by totaling more than $530 million.

Before joining Legends, Guido served as sales manager for the Dallas Cowboys. In that role, he managed the premium seat department for Cowboys Stadium (now AT&T Stadium) that broke industry records for PSL sales totaling over $600 million.

Guido joined the Cowboys after having served as the senior director of ticket sales for the Phoenix Coyotes of the National Hockey League. During his term, the Coyotes achieved the first revenue increases in the 10-year history of the franchise and finished in the top five in the NHL for new business sales.

A native of Washington Township, NJ, Guido began his career in the sports and entertainment industry with Comcast-Spectacor, owner and operator of the NBA's Philadelphia 76ers, NHL's Philadelphia Flyers, AHL's Philadelphia Phantoms, Comcast SportsNet and the Wachovia Complex. Guido later served as director of business development for the Lakewood Blueclaws (a minor-league affiliate of the Philadelphia Phillies).

A Board Member of City Year San Jose/Silicon Valley, a contributor to the Navy Seal Foundation, Board Member of the Coach K/Fuqua School of Business, and serving on the Advisory Board at the San Jose State Institute for Study of Sport, Society & Social Change, and the Advisory Council at the Positive Coaching Alliance, Guido received his bachelor of business administration from the College of New Jersey, where he played wide receiver for the school's football program. In 2016, Guido was named to the Forty Under 40 list by both the *Sports Business Journal* and the *San Francisco Business Times*, for demonstrating industry excellence and innovation early in his career. He and his wife, Thea, have three daughters, Estella, Sloane and Tatum.

# HANNAH GORDON

## GENERAL COUNSEL

### 9TH NFL SEASON » 7TH WITH 49ERS

Hannah Gordon is entering her seventh season with the 49ers and second as general counsel.

In her role, Gordon oversees Legal, External Affairs, Risk Management, Community Relations, Youth Football, and the 49ers Museum presented by Sony that operates the award-winning 49ers STEAM Education Program. Gordon advises on all legal issues involving both the football team and Levi's® Stadium. Gordon worked with the NFL and Host Committee on Super Bowl 50, as well as on a number of other events at the stadium such as Wrestlemania 31, Beyoncé's Formation World Tour, and the Copa America Centenario. Gordon also managed the re-structuring of the Foster Farms Bowl and its broadcasting agreement along with the upcoming 2019 College Football Playoff National Championship. In addition to counseling the team, Gordon serves as the Secretary of the 49ers Foundation and helped form the legal structure for The Golden Heart Fund, an independent non-profit established by 49ers alumni Ronnie Lott, Ron Ferrari, Harris Barton, and Brent Jones that aides alumni in need. She was also nominated by the NFL to hear appeals as a member of the panel that administers the NFL Player Tuition Assistance Plan and the NFL Severance Pay Plan.

Gordon joined the 49ers in 2011 as director of legal affairs, a role she held for four seasons, before becoming the vice president of legal and government affairs in 2015. Gordon came to the 49ers from the NFL Management Council where she worked on NFL player contracts, salary cap compliance, the 2011 NFL collective bargaining agreement, and labor issues, including the 2011 lockout. Prior to the NFL, Gordon practiced at Latham & Watkins LLP.

In 2015, Gordon was named to the Legal 500's GC Powerlist – U.S. Rising Stars, and in 2017 received the Silicon Valley Business Journal and San Francisco Business Times' Corporate Counsel Diversity Champion of the Year award for the work she did along with 49ers ownership on restructuring the 49ers Denise DeBartolo York Fellowship and implementing a diverse-slate interviewing policy, making the 49ers the first team in the NFL to commit to interviewing at least one woman and at least one person of color for every business opening. Gordon also serves as a board member for the Rivermark Home Owners Association in Santa Clara and is on the Advisory Board of San Jose State's Institute for the Study of Sport, Society, and Social Change.

Gordon holds a B.A. from UCLA and a J.D. from Stanford, where she has served as a Lecturer In Law.

# BRANO PERKOVICH

## CHIEF INVESTMENT OFFICER

### 4TH NFL SEASON » 4TH WITH 49ERS

Brano Perkovich is in his second season as the San Francisco 49ers chief investment officer. Perkovich previously served as an executive vice president with the 49ers and a managing partner at Aurum Partners LLC, the family office fund affiliated with the owners of the San Francisco 49ers.

Perkovich focuses on new strategic business initiatives and early stage and growth equity investment opportunities in sports, technology and strategically adjacent consumer markets where the portfolio companies can leverage the 49ers access and network to help drive product adoption and accelerate growth.

Before joining the 49ers, Perkovich was a technology investment banker in Menlo Park and London where he advised technology clients on a variety of corporate financing and strategic advisory transactions. He completed numerous M&A, private and public equity and debt transactions with $15-plus billion in aggregate value.

Perkovich also spent several years with the Boston Consulting Group in Chicago, working on corporate strategy and business development assignments for Fortune 500 companies.

Perkovich holds a B.S. in electrical engineering and computer science from the University of California at Berkeley and an MBA from Stanford Business School.

Originally from Bosnia, Perkovich lives with his wife, Melissa, and their daughters, Katarina and Emilia, in Menlo Park, CA.

# SCOTT SABATINO

## CHIEF FINANCIAL OFFICER

### 8TH NFL SEASON » 8TH WITH 49ERS

Scott Sabatino is the chief financial officer for the 49ers. He is responsible for management of the financial operations of the team and stadium-related entities, as well as the team's human resources and information technology functions. Sabatino was a key member of the group that secured the initial and long-term financing for Levi's Stadium.

Sabatino joined the 49ers in 2010 after serving as the associate commissioner of business & finance for the Pac-10 Conference for over three years. Prior to the Pac-10, he spent 11 years with the East Coast Hockey League (ECHL), a developmental league for the NHL based in Princeton, NJ, where he served as the league's EVP/COO. In 2015, Sabatino was inducted into the ECHL Hall of Fame.

Sabatino began his career with Coopers & Lybrand's audit practice in Boston where he became a CPA. He earned a B.S. in accounting from Northeastern University and a M.S. in sport management from the University of Massachusetts.

Sabatino resides in San Francisco, CA with his wife, Elaine.

# ROBERT ALBERINO JR.

## VICE PRESIDENT/EXECUTIVE PRODUCER

### 23RD NFL SEASON » 5TH WITH 49ERS

Robert Alberino is in his fifth season as the team's vice president and executive producer. He oversees all marketing, creative and design as well as the team's in-house production division, 49ers Studios. Alberino leads a team tasked with creating all multimedia and broadcasts across the team's various platforms (television, stadium entertainment and web). He also oversees all social media and new media for the franchise.

Before Alberino's arrival in 2013, he served as the vice president of media and marketing for the Kansas City Chiefs (2010-13). His production division, 65 Toss Power Trap Productions, garnered the most broadcast and event-production accolades in Chiefs history while taking Arrowhead Stadium to league leaders in fan engagement and entertainment.

Prior to that, Alberino spent 14 seasons with the Philadelphia Eagles (1997-2010). During his time with Philadelphia, Alberino created the Eagles Television Network, which he pioneered in his first year with the team. As the vice president of broadcasting, from 2006-10, the Eagles and ETN garnered regional and national notoriety for its productions and innovation for in-house creative work.

Alberino was a filmmaker for NFL Films (1995-97) where he served as a writer/director for HBO's Award-winning program, "Inside the NFL" while working with iconic American filmmaker, Steve Sabol. Alberino has also been awarded a total of 62 Emmy's including nine Awards for Best Director in his 23 years in the NFL.

Alberino also worked as a producer in Pittsburgh, PA for a production company as well as several television and radio stations in Pennsylvania and Connecticut.

In 2012, Alberino was bestowed and honorary enlistment in the United States Army as a Specialist for his work over the years with multiple bases as well as the 56th Theater Information Operations Group at Fort Leavenworth. He continues to pay forward the honor by working alongside the Army as well as all branches of the military and currently holds the rank of Sergeant.

Alberino graduated from Duquesne University in 1992. He and his wife, Lisa, have three children, Jordan, Angelina and Stella GiGi.

# JAMIE BRANDT

## VICE PRESIDENT OF SALES & SERVICE

### 20TH NFL SEASON » 10TH WITH 49ERS

Jamie Brandt joined the San Francisco 49ers in 2008 and serves as the team's vice president of sales & service. Brandt oversees all aspects of sales, service, and special events for the club. In his career, he has been part of four stadiums or arena openings, including three in the NFL.

Brandt was instrumental in initially establishing the sales and service culture within the organization upon his arrival in 2008. One of his most important tasks was to methodically construct a team of dedicated sales and service professionals focused on growing and maintaining the 49ers ticket-buying fan base.

In 2012, in his role as the 49ers vice president of ticketing & fan experience, Brandt oversaw game day entertainment and is responsible for incorporating numerous enhancements to the show, such as the foghorn played during pregame and during the game after 49ers scores. Most recently and as part of the transition from Candlestick Park to Levi's Stadium, Brandt has engineered a complete makeover of the ticket operations unit from personnel to policies and procedures.

Prior to joining the 49ers, Brandt was the senior director of ticket sales for the Arizona Cardinals from 2001-08. He was responsible for developing annual sales campaigns and overseeing day-to-day sales department activity, as well as overseeing service provided to the team's season ticket holders. In 2006, Brandt led the Cardinals' ticket relocation and new sales campaign for the University of Phoenix Stadium, which opened in the fall of that year. During Brandt's time with the Cardinals, the season ticket base more than doubled and at the time of his departure the Cardinals had established a consecutive home sellout streak and season ticket waiting list for the first time in team history.

From 1997-00, Brandt served as the manager of club seat sales for the Tampa Bay Buccaneers selling the new Raymond James Stadium which opened in September of 1998. During Brandt's time with the Buccaneers, the team officially established a season ticket waiting list for the first time in its history. Brandt left the NFL for one season to assume the role of senior director of sales & administration for the XFL's Orlando Rage in 2001.

Brandt started his career in sports with the NHL's Tampa Bay Lightning from 1996 to 1997. Brandt was part of a staff the sold the new Ice Palace Arena (now the Tampa Bay Times Forum) that opened in the fall of 1996.

A graduate of Eckerd College, located among the sunny beaches in St. Petersburg, FL, Brandt earned a bachelor's of business management degree with a focus in economics. He is also a board member with Juma, a non-profit based on the Bay Area that strives to break the cycle of poverty by paving the way to work, education, and financial capability for youth across America. Brandt and his 12-year old dog reside in San Francisco.

# PATRICIA ERNSTROM

## VP, SPECIAL EVENTS & EXECUTIVE DIRECTOR, 2019 CFP NATIONAL CHAMPIONSHIP HOST COMMITTEE

### 1ST NFL SEASON » 1ST WITH 49ERS

Patricia Ernstrom is in her first year with the 49ers the team's vice president, special events & executive director, 2019 College Football Playoff National Championship Host Committee. In her role, she serves as the 49ers primary liaison with management at the CFP and the numerous event organizers the 49ers work with to bring events to Levi's Stadium.

Before Ernstrom joined the 49ers, she worked at the San Jose Sports Authority for nearly 20 years, and served as the organization's executive director since 2007. As executive director, Ernstrom oversaw all aspects of the Sports Authority's operations, including organizational goals, strategic planning, and partnership development as well as the year-round and annual programs operated by the Sports Authority, including the San Jose Sports Hall of Fame and the REACH Youth Scholarship Program.

As part of her efforts at the Sports Authority, Ernstrom served as the organization's point of contact for Levi's Stadium and Forty Niners Stadium Management Company representatives throughout the history of the building. She played a pivotal role in Super Bowl 50, WrestleMania 31, the NHL Stadium Series, the Copa America Centenario, as well as bringing the Gold Cup Final and 2019 College Football Playoff National Championship Game to Levi's Stadium.

Prior to joining the Sports Authority, Ernstrom spent seven years in Bay Area television first in promotions and marketing and later as the producer for local programming at the CBS affiliate in San Francisco.

Ernstrom has been honored as a "Women of Influence" Award Winner by the Silicon Valley Business Journal, and has been named to the San Jose Mercury News' "Bay Area Sports' Power Players" list.

A graduate of Santa Clara University, she serves on the Bronco Bench Foundation Board of Directors, The Institute for Sports Law and Ethics, and is a member of the Bay Area Sports Organizing Committee.

# JEFF FERGUSON

## VICE PRESIDENT OF MEDICAL SERVICES & HEAD ATHLETIC TRAINER

### 12TH NFL SEASON » 12TH WITH 49ERS

Jeff Ferguson is in his 12th year with the 49ers and his first as vice president of medical services & head athletic trainer. In his role, Ferguson oversees the team's entire medical and nutritional needs, including rehabilitation procedures, injury records, nutritional program, training room and daily athletic training duties.

Ferguson previously spent four seasons (2013-16) as the vice president of football operations and two seasons (2011-12) the director of football operations and sports medicine.

From 2006-10, Ferguson served as the team's head athletic trainer, overseeing the team's rehabilitation procedures, injury records, training room and daily athletic training duties. He joined the 49ers after serving as the manager of athletic team development with BREG, an orthopedic company based out of Vista, CA. From June of 2005 until March of 2006 Ferguson specialized in sports medicine bracing for BREG.

Prior to his move to the West Coast, Ferguson spent eight years in several capacities at Kansas State University, though he continued to serve as the athletic trainer for the Kansas State football team throughout his time in Manhattan. He began his career in Wildcat athletics in 1997 as an assistant athletic trainer for intercollegiate sports.

In 2002, Ferguson was promoted to assistant athletic director for sports medicine, a position he held until 2005. In his role, Ferguson was responsible for the prevention, evaluation, treatment and rehabilitation of all athletic injuries, in addition to supervising medical coverage for 14 collegiate athletic teams. His staff was voted best in the Big 12 for their medical efforts from 2003-04.

The previous two years (1995-97), Ferguson was an athletic trainer with an orthopedic surgeon and physical therapy company in Louisburg, NC. While doing graduate work at the University of Texas at Arlington, he spent two years as a graduate assistant athletic trainer that included the task of head athletic trainer for the track and field teams.

A native of Clemson, SC, Ferguson earned his bachelor's degree in 1993 at Clemson University and his master's degree in 1995 at Texas-Arlington. He got his start in college athletic training as a student athletic trainer at Clemson from 1989-93, and spent the 1992 summer as a preseason athletic trainer for the New England Patriots. He is also a certified member of the National Athletic Trainers Association (NATA).

Ferguson is married to the former Rebecca Hopper. The couple resides in Santa Clara, CA, with their two daughters, Madelyn and Alexandra, and son, J.C.

# MOON JAVAID

## VICE PRESIDENT OF STRATEGY & ANALYTICS

### 5TH NFL SEASON » 5TH WITH 49ERS

Moon Javaid is in his fifth season with the 49ers and currently serves as the vice president of strategy & analytics. In his role, Javaid oversees business intelligence, CRM and fan feedback; manages retail, mobile app, and concessionaire relationships; works on bids for large scale non-NFL events; supports the drive for local revenue; and aids other the business aspects of the organization with strategic and analytical support.

Under Javaid's guidance, the 49ers built a data warehouse that processes over 3 million records per day, broke NFL records for highest revenue in a regular season game, secured bids for WrestleMania 31 and the Gold Cup Final, and launched a sports medicine facility.

Previously, Javaid worked at Linden LLC, a healthcare-focused private equity fund and L.E.K. Consulting, a global management consulting firm.

A Cleveland native, Javaid graduated from Northwestern University with degrees in Psychology and Economics and later earned his MBA from University of Chicago, Booth School of Business.

Moon resides with his wife, Marnie, in Redwood City, CA.

# SEAN KUNDU

## VICE PRESIDENT OF NEW VENTURES

### 5TH NFL SEASON » 5TH WITH 49ERS

Sean Kundu is in his third season as the vice president of the San Francisco 49ers New Ventures group where he oversees the legal affairs and business development for the team's external projects and the venture fund affiliated with the owners of the team. Specifically, he focuses on opportunities in the sports, infrastructure and consumer product markets where early-stage companies can benefit with a strategic relationship with the 49ers. Kundu is also instrumental in supporting the team's technology initiatives and, in particular, VenueNext, the company behind the technology platform powering the Levi's Stadium mobile application.

Kundu originally started with the 49ers in 2013, providing legal and strategic management on establishing people operations for the team's new entities and scaling the team operations and business staff by over tenfold in preparation for opening Levi's Stadium.

Prior to this, Kundu was at Morgan Lewis and Fisher & Phillips, where he represented and counseled Fortune 500 companies in finance, technology and retail industries. He also worked for several years for CGI Group, providing strategic advice related to technology and operations for some of its largest clients in the U.S.

Kundu received a bachelor's degree in applied mathematics and economics from the University of California at Berkeley and a J.D. from USC's School of Law.

A New Jersey native, Kundu lives with his wife, Megan, and their daughters, Ilika, Ahana and Siona, in Mountain View, CA.

# BOB LANGE

## VICE PRESIDENT OF COMMUNICATIONS

### 19TH NFL SEASON » 9TH WITH 49ERS

A veteran of 19 NFL seasons, Bob Lange is in his ninth year with the 49ers and third as the team's vice president of communications.

Lange is the 49ers day-to-day spokesman on all football, corporate and Levi's Stadium matters, while acting as the team's liaison with local, national and international media outlets. While managing the publicity efforts for the team's corporate partnerships, community affairs and 49ers Studios, the 49ers communications department also actively promotes all aspects of Levi's Stadium. In addition to 49ers games, the venue hosts a myriad of non-NFL events such as Super Bowl 50, WrestleMania 31, the PAC 12 Championship Game, major concerts and international soccer. A year-round destination for sports and entertainment enthusiasts, additional facets of the stadium include The 49ers Museum presented by Sony, The Denise DeBartolo York Education Center, Michael Mina's world-class restaurants - Bourbon Steak and Bourbon Pub, the 49ers Team Store, and the venue's tour and event rental programs.

Since Lange joined the team as director of communications in 2009, the 49ers have twice been named finalists for the coveted Pro Football Writers of America Pete Rozelle Award, in 2011 and 2012. The award is presented annually to the NFL club public relations staff that consistently strives for excellence in its dealings and relationships with the media. Additionally, the Levi's Stadium publicity effort has already garnered international recognition, most notably the prestigious honor of *Sports Business Journal* 2015 Sports Facility of the Year and Venue of the Year at the 2015 Stadium Business Awards in Barcelona, Spain. The 49ers organization has also been named Beyond Sport's 2015 Sport Team of the Year for Outstanding Philanthropic Sports Organization and were the 2013 winners of the prestigious Robert Wood Johnson Foundation Steve Patterson Award for Sports Philanthropy. The team was also a two-time finalist for the ESPN Sports Humanitarian Team of the Year (2015 & 2016) and supported WR Anquan Boldin in his successful 2015 campaign for the Walter Payton Man of the Year Award.

Prior to his move to the Bay Area, Lange served as the Philadelphia Eagles assistant director of football media services. A two-time recipient of the Pete Rozelle Award (2001 & 2004) during his 10-year tenure with the team (1998-99 & 2001-08), the Eagles media services department was also recognized as a finalist for the award in 2003.

After beginning his professional career as a public relations intern with the Eagles in 1998, Lange remained with the team until joining Temple University as the assistant director of sports media relations in October of 1999. As the primary contact for the football team, he assisted with the nationally ranked men's basketball program that twice qualified for the NCAA Tournament and reached the Elite Eight, in 2001. In 2000, Lange directed communications for the NCAA Men's Golf Regional Championship.

The Bryn Mawr, PA, native graduated from Fairfield University in 1998 and is an alumnus of Philadelphia's St. Joe's Prep.

He and his wife, Rachael, have two daughters, Charlotte and Emma, and reside in Santa Clara, CA.



# JIM MERCURIO

## VICE PRESIDENT, STADIUM OPERATIONS & GENERAL MANAGER

### 24TH NFL SEASON » 24TH WITH 49ERS

Jim Mercurio is in his 24th year with the San Francisco 49ers and his third as vice president, stadium operations & general manager. In his current role, Mercurio oversees all aspects of stadium & event operations including executive oversight of the food and beverage operations, engineering, grounds, guest services, housekeeping, operations & logistics, parking and transportation. He additionally manages all police, game & event day security and medical services working with various local, state and federal governmental agencies.

Mercurio worked with design firm HNTB and builder TDJV Turner/Devcon to get Levi's Stadium designed, built and fully operational ahead of schedule and under budget. Levi's Stadium has played host to high profile events including Major League Soccer, the NHL Stadium Series, WWE's WrestleMania 31, Copa America Centenario, and Super Bowl 50. Mercurio was instrumental in working with the bid committee to get the Super Bowl's golden anniversary to the Bay Area in February 2016 and is being billed as one of the most successful Super Bowls in NFL history;setting records across the board including, but not limited to, transferring 10.1 TB of data Super Bowl Sunday. Under Mercurio's leadership, Levi's Stadium has garnered international recognition, most notably the prestigious Sports Business Journal 2015 Sports Facility of the Year award, as well as a number of green and sustainability honors.

Prior to being named vice president in 2009, Mercurio spent four years as the director of stadium operations for the 49ers at Candlestick Park.

During his 49ers tenure, Mercurio has become an NFL leader in security and stadium management. He developed the stadium emergency evacuation video for the 49ers that has since been mirrored by arenas and stadiums affiliated with the NFL, MLB, NBA, NHL, and NCAA.

In August 2005, Mercurio was influential in aiding the California Department of Homeland Security officials in the first Large Stadium Initiative Program (LSI). Having taken part in the development of the Best Practices for NFL Security, he presented to security and operational professionals affiliated with large stadiums and arenas in the State of California.

Born in San Francisco, CA, Mercurio graduated from Pacifica's Oceana High School in 1989, before attending Canada College in Redwood City, where he earned an AA degree in 1991. A graduate of the University of Pacific in 1993, he obtained his B.A. degree in public relations with a minor in broadcasting. Mercurio went on to earn a master's degree in sport administration and management from Canisius College in Buffalo, NY, in May of 2001. In 2005, Mercurio was selected to complete an NFL Executive Program for Managers at Stanford University. He served on the Santa Clara Board of Visitors and Convention Bureau from 2012-2015. He is currently a member of the Stadium Manager's Association and is an inductee into the Pacifica Sports Hall of Fame. In July 2016, Mercurio was honored with the prestigious National Center for Spectator Sports Safety and Security (NCS4) Professional of the Year Award, which recognizes a professional in the field who has enhanced venue safety and security operations. Mercurio currently serves on the NCS4 Board of Directors.

Mercurio and his wife, Teri, reside in Vacaville, California.

# BRENT SCHOEB

## VICE PRESIDENT OF CORPORATE PARTNERSHIPS

### 6TH NFL SEASON » 6TH WITH 49ERS

Brent Schoeb is in his sixth season with the 49ers and currently serves as the vice president of corporate partnerships (sales & services). In his role, Schoeb oversees the day-to-day operations of both the partnership sales and partnership services teams.

Schoeb is charged with selling, cultivating and activating corporate partnerships for the 49ers. His team also sells and services partnerships for other events at Levi's Stadium (deemed the 2015 Sports Business Journal Sports Facility of the Year), providing corporate prospects with a portfolio of non-NFL related opportunities (inclusive of events surrounding Super Bowl 50).

Currently, the 49ers rank as one of the top teams in the NFL in corporate partnership revenue, including having the highest quantity of million dollar partnerships in the NFL, and have partnered with some of the most recognizable brands in the world. On the corporate partnership activation front, Schoeb's team has delivered best-in-class activations that garnered several awards from ANA, Clio, Event Marketer and others.

This is Schoeb's second stint with the 49ers, his first coming in 2010 where he led the corporate partnership sales team in new business development, including selling the first 49ers season presenting partnership.

Previously, Schoeb was the director of corporate partnerships for the Indianapolis Motor Speedway/Indy 500 and manager of corporate partnerships for the NBA Memphis Grizzlies.

Schoeb currently serves as a Steering Committee member for the National Sports Forum.

A Minnesota native, he is a graduate of St. Cloud State University and later completed his MBA and Masters of Sports Administration from Ohio University.

Schoeb resides with his wife, Jessica, and daughter, Taetum, in San Jose, CA.

# ABOUT LEVI'S® STADIUM

Heading into its fourth year of operations, Levi's Stadium has secured its place as the premier outdoor destination for sports and entertainment on the West Coast. Hosting nearly 90 major events to date, including the 2017 CONCACAF Gold Cup Final, Levi's Stadium has provided entertainment for fans across numerous platforms. Still in its infancy, the facility has already garnered numerous awards from around the globe.

Levi's Stadium boasts a seating capacity of 68,500 with the ability to expand to more than 75,000 for special events, and is best known as the home of the five-time Super Bowl champion San Francisco 49ers. Drawing more fans closer to the experience than ever before, Levi's Stadium features nearly 45,000 seats, or roughly two-thirds of stadium capacity, in the lower bowl — the most in the NFL. Overall, the stadium includes 1.85-million-square-feet of space and offers 9,000 club seats and 174 suites that provide a distinctively California experience.

For 49ers games, Levi's Stadium features unique tailgating options designed to enhance the game day experience, highlighted by Michael Mina's Tailgate, the Faithful Mile and the Red Zone Rally at the Great America Pavilion. Michael Mina's Tailgate is an exclusive, members-only experience housed within the Bourbon Steak and Bourbon Pub restaurants located inside the venue. The Tailgate is tailor-made for 49ers season ticket holders and features an upscale, five-course menu themed for each different opponent. The Faithful Mile, a 60,000-square-foot tailgating area accessible to all 49ers ticket holders free of charge, features bars presented by Bud Light, regular rotation of food trucks and entertainment. Red Zone Rally is an all-inclusive pregame party for all 49ers home games, providing pass-holders top-of-the-line food and beverage offerings inside a private, air-conditioned space with free access to ride the Flight Deck roller coaster.

The most technologically advanced stadium in the world, Levi's Stadium is a showcase for innovation in Silicon Valley. Accompanied by its own mobile app, the Levi's Stadium App, the venue brings the comforts of watching a game at home right to your seat. In addition to mobile ticketing and parking, in-seat delivery for food and beverages, and the ability to watch video replays in real-time on a handheld device, the stadium features a best-in-class cellular and Wi-Fi infrastructure that allows guests to stay connected throughout their visit.

Levi's Stadium is home to over 200 original pieces of art and more than 500 original historic photographs. The museum-quality artwork featured through the club and suite levels of the venue is comprised of mixed mediums such as acrylic, charcoal, enamel, oil, pastel, pen and ink, stencil, metals, and sculptures. Of the 23 original artists showcased in the Levi's Stadium collection, 20 hail locally from California. The photographs in the collection are from the archives of the 49ers and their esteemed group of team photographers, as well as from the San Francisco Chronicle and many local libraries and historic centers.

In July 2016, Levi's Stadium was awarded LEED Gold Certification for Operations and Maintenance of an Existing Building after opening the stadium in 2014 with LEED Certification as New Construction, making the venue the only one of its kind to twice be recognized for achieving the industry standard for sustainable design and construction. Equipped with a green roof, state-of-the-art solar elements made up of 1,162 photovoltaic panels throughout the venue, low-flow plumbing fixtures, and the first rooftop farm at an NFL stadium, the stadium has been widely recognized as a leader in sustainable design. Additionally, Levi's Stadium has established a new standard for sports and entertainment venues by using 85 percent recycled water for all of its non-potable water needs.

Levi's Stadium was recently awarded the 2017 Facility of Merit by the NFL and the National Center for Spectator Sports Safety and Security for its efforts in performing above and beyond normal operations to demonstrate an innovative approach to enhancing safety and security. Previously, Levi's Stadium was recognized by the *Sports Business Journal* as the 2015 Sports Facility of the Year and by The StadiumBusiness Awards as 2015 Venue of the Year over an international field of facilities.

## LEVI'S STADIUM MILESTONES

- June 8, 2010 - Measure J is passed
- April 19, 2012 - Official Ground Breaking
- October 1, 2013 - Seat installation begins
- July 17, 2014 - Levi's Stadium Ribbon Cutting
- August 2, 2014 - First Event: San Jose Earthquakes vs. Seattle Sounders
- August 17, 2014 - First Game: Preseason 49ers vs. Broncos
- September 14, 2014 - First Regular Season Game 49ers vs. Bears

# LEVI'S STADIUM AWARDS

Facility, sustainability, technology and security awards earned by Levi's Stadium since opening include:

## FACILITY AWARDS

- Best of the Best Silicon Valley Concierge Association's Awards for Best Attraction - (2016)
- *Sports Business Journal* Sports Facility of the Year - (2015)
- Stadium Sports Business Awards Venue of the Year - (2015)
- Citation Award for Interior Architecture from Kansas City Chapter of the Institute of Architects: Levi's 501 Club - (2015)
- Event Marketer Gold Experience Design Award for Best Permanent Corporate or Retail Installation: Bud Light Patio - (2015)

## SECURITY ACCOLADES

- NFL Facility of Merit by the National Football League and the National Center for Spectator Sports Safety and Security (2017)
- Department of Homeland Security's Science and Technology Directorate SAFETY Act Designation: Forty Niners Stadium Management Company's "The Technology" - (2016)

## SUSTAINABILITY AWARDS

- TheStadiumBusiness Environmental Stadium of the Year - (2017)
- Green Sports Alliance Environmental Innovators of the Year Award - (2016)
- IMEX GMIC Green Supplier Award - (2016)
- Acterra Business Environmental Award for Sustainability - (2016)
- LEED Gold Certification for Operations and Maintenance of an Existing Building - (2016)
- California WaterReuse Association Recycled Water Agency of the Year - (2014)
- LEED Gold Certification for a New Construction - (2014)
- Forest Stewardship Council US  Special Recognition Award (2014)

## TECHNOLOGY AWARDS

- Stadium Sports Business Awards Venue Technology of the Year: VenueNext - (2015)

## COPA AMERICA CENTENARIO

On June 6, 2016, in a rematch of the 2015 Copa America finals, Argentina defeated Chile 2-1 in the group stage before 69,451 fans. Levi's Stadium hosted four matches as Copa America was hosted in the United States for the first time in the tournament's 100-year history.

# OUTSIDE EVENTS

Heading into its fourth year of operations, Levi's Stadium has secured its place as the premier outdoor destination for sports and entertainment on the West Coast. Hosting nearly 90 major events to date, including the 2017 CONCACAF Gold Cup Final, Levi's Stadium has sold out numerous large scale events ranging from concerts to international soccer tournaments.

## TOP OUTSIDE EVENT ATTENDANCE

- **March 29, 2015**
  WrestleMania 31 (76,976)
- **June 27, 2015**
  Grateful Dead Concert (75,496)
- **June 28, 2015**
  Grateful Dead Concert (74,947)
- **February 7, 2016**
  Super Bowl 50 (71,088)
- **June 18, 2016**
  Copa America: Mexico vs. Chile (70,547)
- **February 21, 2015**
  NHL: San Jose vs. Los Angeles (70,205)
- **June 6, 2016**
  Copa America: Argentina vs. Chile (69,451)
- **July 25, 2015**
  ICC: Manchester United vs. FC Barcelona (68,416)
- **November 23, 2014**
  Copa America: USMNT vs. Colombia (67,439)
- **November 27, 2014**
  International Soccer: Mexico vs. Chile (67, 175)
- **April 9, 2016**
  Monster Jam (59,368)
- **December 5, 2015**
  Pac-12 Championship: Stanford vs. USC (55,575)
- **October 24, 2014**
  Pac-12 Football Game: Cal vs. Oregon (55,575)
- **August 14, 2015**
  Taylor Swift Concert (52,479)

**Stadiumlinks**

In July 2017, Stadiumlinks transformed Levi's Stadium into one-of-a-kind, nine-hole golf course. In the picture above, 49ers LB Dekoda Watson tees off from the Pepsi Deck towards the field-level target.




Bringing the convenience of home to the in-venue experience at an unprecedented level, the Levi's Stadium App allows all stadium guests with an Internet-enabled handheld device to order food, drink and merchandise for personal delivery right to their seats.

Looking to implement a ticket scanning system that would enable a more personalized customer experience for guests visiting Levi's Stadium, the 49ers worked with innovative partner VenueNext to develop the proprietary Kezar system that has introduced new efficiencies into the venue entry process.

# TECHNOLOGY

Levi's Stadium is a showcase for innovation in the Silicon Valley through partnerships with local, national and international technology providers that help deliver world-class Wi-Fi capability, mobile connectivity, IPTV, digital displays, HD scoreboard and video displays, and paperless ticketing.

- The most technologically advanced stadium is accompanied by its own app. The Levi's Stadium App brings the comforts of watching a game at home right to your seat — but only at Levi's Stadium. This includes a game center with mobile ticketing and parking passes, in-seat food and beverage delivery, as well as multi-angle replays (within 5-10 seconds) and game statistics. The app also provides detailed maps for each level of the stadium, bluetooth enabled wayfinding, and integrated access to Faithful 49 presented by Esurance, the team's fan rewards program.
- XFINITY by Comcast provides free Wi-Fi to guests throughout the stadium. When a fan is in their seat, they are never more than 10 feet away from a Wi-Fi signal thanks to the venue's ground-breaking infrastructure of Internet access points strategically positioned beneath seats throughout the seating bowl — one access point for every 100 seats.

## NETWORK INFRASTRUCTURE

- Over 400 miles of data cable connects the stadium, including 70 miles of cable to support Wi-Fi.
- More than 12,000 physical network ports have been installed.
- Levi's Stadium features a backbone of 40Gb/s of available Internet bandwidth, easily scalable to event attendance, which is four times greater than the standard for NFL stadiums recommended by the National Football League for 2017.
- The stadium contains more than 1,300 Wi-Fi access-points supporting 2.4 and 5GHz channels and the most current Wireless standards including 802.11ac; Wi-Fi is accessible in every location and free to all.

## IN-STADIUM "BROADCAST"

- The in-stadium "Broadcast" rivals that of a Network TV broadcast, featuring 13 stadium cameras (most NFL stadiums have four to six). The stadium has the ability to share camera feeds with the broadcasting TV network. At least six different replay angles can be viewed per play. The game day production team consists of 40-plus people.
- The stadium is equipped with two Sony HD 13 video boards at the North and South ends of the stadium that measure 200 feet by 48 feet, producing more than 19,000 square feet of viewing space. They are among the largest in the NFL. The boards also feature tremendously sharp, cutting-edge LEDs. The boards can be sectioned in order to show multiple pieces of content simultaneously.
- Levi's Stadium is one of a handful of stadiums in North America that is truly 4K-capable. The content team uses 10 Sony F55 video cameras, their premium product, to capture the action in the stadium. The content team is currently capturing in 4K, not broadcasting, as they are preparing for future capabilities.
- Nearly 2,000 Sony screens are connected to the stadium's IPTV system, which allows for incredible flexibility and customization throughout the venue. Content includes menu boards, game broadcasts, statistics and other important information as deemed necessary. Content includes menu boards, game broadcasts, statistics and other important information as deemed necessary.

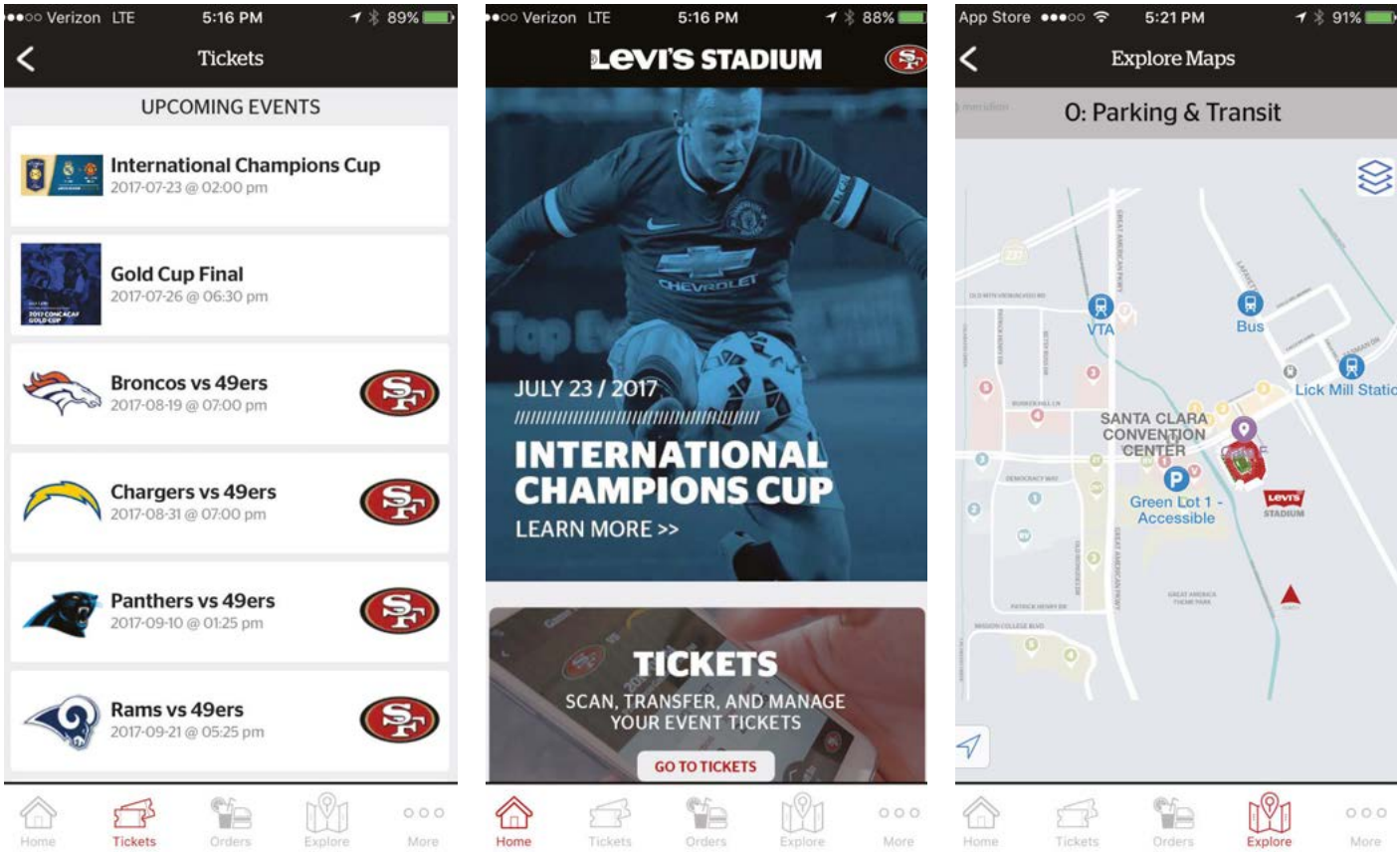


# LEVI'S STADIUM MOBILE APP

Stay connected with the official mobile app of the San Francisco 49ers, available on iOS and Android. The app features stunning photography, behind-the-scenes videos, live programming, breaking news updates, and helps guests unlock Levi's Stadium's best-in-class fan experience features, including:

## MOBILE TICKETING

Access Levi's Stadium with mobile tickets and parking passes. Guests can transfer tickets to friends and family with a few taps. Buy and transfer parking passes via Ticketmaster.

## WAYFINDING

Guests at Levi's Stadium can navigate the venue with turn-by-turn directions to their seat and points of interest as well as see line wait times for all restrooms and concession stands.

## FAITHFUL REWARDS PRESENTED BY ESURANCE

Earn, track and redeem yards as part of the 49ers fan rewards program.

## MOBILE ORDERING

Order food, drink and merchandise and have it delivered directly to their seats from their smartphone. Here's how it works:

### IN-SEAT DELIVERY

- Guest places order for in-seat delivery through the app; order is routed to a pre-determined stand for fulfillment. Guest will receive a notification when the order is placed, as well as an estimated wait time for delivery. When order is ready, food will be delivered via runner, and guest will receive a notification that the order is on its way. Once runner arrives to seat, guest will confirm order number using a confirmation screen on the mobile device; runner will check ID on all alcohol orders.
- Service carries a flat $5 delivery fee on all orders, credit card payment required through the app. Easily pay from your phone using Visa Checkout with a single sign in.
- Select 49ers merchandise is also available for purchase through the app for in-seat delivery with a flat $5 delivery fee.

# SUSTAINABILITY

In August 2014, Levi's Stadium became the first professional football stadium to open with LEED Gold Certification for New Construction, the recognized standard for measuring sustainability for design and construction. Less than two years later in July 2016, Levi's Stadium continued to set benchmarks as the leading sports venue in sustainability by achieving LEED Gold Certification for Operations and Maintenance of an Existing building – making it the first-ever NFL stadium to be LEED Gold certified under the two respective rating systems.

The stadium is designed to reduce energy demand and generate more electricity annually, via on-site photovoltaic (PV) systems, than is consumed during the 10 scheduled 49ers games each season.

## SUSTAINABLE DESIGN ELEMENTS

- NRG, the exclusive sustainable energy provider of the 49ers and the stadium, installed a number of state-of-the-art solar elements that account for 1,162 SunPower photovoltaic panels throughout the venue:
- The NRG Solar Terrace, the venue's 27,000-square-foot "green roof," is located atop the stadium's SAP Tower which houses a majority of the venue's 173 suites. This living roof features 16 species of vegetation native to the Bay Area to lower the building's cooling and heating needs by regulating ambient temperatures in SAP Tower.
- !n 2016 Levi's Stadium partnered with Farmscape — California's largest urban farming company — to bring the first-ever rooftop farm to an NFL stadium: The Faithful Farm. The 7,000 sq. ft. rooftop farm located on the NRG Solar Terrace supports nearly 40 rotational crops — including tomatoes, summer squash, peppers, eggplants herbs and more — generating an annual yield of more than 7,500 pounds, all of which are harvested and used for dishes served at Levi's Stadium. Excess produce from the Faithful Farm also contributes to the stadium's efforts with Hunger at Home and the Salvation Army, helping to provide healthy, vegetable-based dishes to individuals in need.
- Three solar array-covered bridges, the NRG Energy Bridges, are the first of their kind in the NFL.

- Electrical vehicle charging stations (NRG EV Charging Stations) are located on the west side of the stadium to power maintenance and operations electrical vehicles year-round. NRG is currently building the nation's first comprehensive, privately funded electric vehicle charging network and the charging stations are available to Levi's Stadium guests on event days.
- Low-flow plumbing fixtures such as toilets, urinals and sinks use 40 percent less water than conventional fixtures. On top of low-flow water fixtures, the stadium uses 85 percent reclaimed water for flush fixtures in addition to irrigating landscape and the playing field — a standard within the sports and entertainment venue industry.
- The playing field is surrounded by a 23,000-square-foot artificial turf track that reduces watering needs by approximately 20 percent and reduces the amount of natural grass needed for each field resurfacing.
- The stadium's sustainable initiatives also include public transit access (Caltrain, ACE & Capitol Corridor – VTA, Amtrak), convenient bicycle parking and a walking path from the San Tomas Creek Trail.
- Construction materials utilized contained more than 40 percent recycled content overall, based on cost. More than 75 percent of construction waste was recycled and diverted from landfills.

## SUSTAINABLE STADIUM OPERATIONS PROGRAMS

- **The Solid Waste Management Reduction Program presented by Bud Light** is a comprehensive waste diversion program that is striving for net-zero landfill. All garbage, recycling and compostable materials from inside the venue and the surrounding parking areas are sorted on-site and placed into compactors to be processed.
- **The Building Management System** allows the venue to conserve energy usage through HVAC monitoring, lighting distribution and the use of automatic sensors.
- **The Preventative Maintenance Program** tracks all equipment and systems to enact their manufacturer's recommendations and scheduled preventative plans.
- **The Ongoing Commissioning Program** ensures that the venue operates under the LEED existing building guidelines for new projects and build outs.
- **The Green Cleaning Program** ensures that the janitorial contractor, ABM, uses sustainable green certified products for all cleaning essentials and equipment.
- **The Sustainable Purchasing Program** for ongoing consumables, foodstuffs, durable goods ensures that local, organic, recycled and compostable items will be purchased from vendors.
- **The Integrated Pest Management Program** uses Planet Orange green pest eradication products.
- **The Indoor Air Quality Management Program** consists of perpetual monitoring of indoor air quality based on the LEED-approved HVAC system.
- **The Landscape Management Program** includes using native, drought-resistant plants that are hydrated with 100 percent recycled water.
- **The Exterior Hardscape Management Program** utilizes cleaning equipment when washing the exterior skin of the building and sidewalks. All organic materials collected are composted.
- **The Energy Metering & Benchmarking Program** utilizes a comprehensive, live-time electrical metering building management system, that allows the stadium to load-shed as needed through the use of motion sensors and pre-programmed computer BMS control.
- **The Recycled Water Program** is setting a new standard for stadiums. Recycled water accounts for about 85 percent of all water used in Levi's Stadium and is used for playing field irrigation, the "green roof," flushing toilets, and cooling tower make-up water.

### FAITHFUL MILE

Fans enjoy the Faithful Mile, a 50,000-square-foot dedicated tailgating area equipped with two expansive bars presented by Bud Light, food areas, beer carts, mobile merchandise locations, 49ers partner activations and entertainment. The spacious pre-game fan zone is accessible to all 49ers ticket holders free of charge.

# FAN EXPERIENCE OVERVIEW

Levi's Stadium delivers an unparalleled game day experience to fans and does so in a multitude of ways.

## STADIUM DESIGN

- Featuring over 45,000 seats, Levi's Stadium's lower bowl is one of the largest in the NFL (roughly two-thirds of stadium capacity). The seating is designed this way to bring the majority of fans closer to the field.
- The design also eliminates the traditional club mezzanine level, which brings fans sitting in the upper deck lower to the field.
- The location of Levi's Stadium offers convenience to patrons in both access and parking. There are 13 freeway interchanges located near the stadium's site, which means fans have ample access points to get on the freeway.
- There are more than 20,000 parking spaces located within a short walking distance from the stadium. Tailgating is an integral part of the game day experience in Santa Clara and Levi's Stadium provides the most diverse tailgating lineup in the NFL with free access to the multi-faceted Faithful Mile, the all-inclusive Red Zone Rally at Great America Pavilion and the upscale, members-only Michael Mina Tailgate located within the Bourbon Steak and Bourbon Pub restaurants.

## LEVI'S STADIUM FEATURES

### PLAZAS

- The first level of the stadium features open pedestrian plazas, retail and community space, a team store, the 49ers Museum presented by Sony and Edward J. DeBartolo, Sr. 49ers Hall of Fame, the Visa Box Office, Michael Mina's Bourbon Steak and Bourbon Pub restaurants (home of Michael Mina's Tailgate) and more.
- The main entry, Intel Plaza at the northwest corner of the Stadium, is open to the public year-round and provides direct access to the Levi's Stadium Fanwalk and the 49ers Team Store. In the northeast corner, Toyota Plaza is the main entry for guests of Michael Mina's Bourbon Steak & Bourbon Pub restaurants and the 49ers Museum presented by Sony. Dignity Health Plaza at the southwest corner of the Stadium is another primary entry gate for fans and media on event days.

### CONCOURSE

- Concourses at Levi's Stadium are among the widest in the NFL and have more than 600 individual concessions points of sale, allowing for easy pedestrian access and creating a more pleasant, less congested atmosphere around vendors. The California Lottery Level offers access to all 300 and 400 level seating.
- Concourses also feature open field views so fans can watch the game even while they purchase refreshments and navigate the building.

### PARTY DECKS

- Expansive party decks featuring both concessions and specialty food and beverage stands are located under each scoreboard. The Pepsi Fan Deck above the north end zone and Bud Light Patio above the south end zone are available year-round and offer a unique stage for many types of events.

## THE 49ERS MUSEUM PRESENTED BY SONY

Featuring 11 unique gallery and exhibit spaces, the 49ers Museum presented by Sony is a 20,000 square foot facility dedicated to the 49ers past, present and future. The Museum is dedicated to its values of education, innovation and heritage and is committed to serving as an exciting and engaging home for fans of all ages. Visit www.LevisStadium.com/Museum for more information, or contact museum@49ers.com.

### ADMISSION

- Museum Ticket: $15 - Adults, $10 - Children (5-12), Seniors, Military, SBL Members, Santa Clara residents
- Public Guided Stadium Tour + Museum: $30 – Adults; $25 - Children (5-12), Seniors, Military, SBL Members, Santa Clara residents
- Museum admission free to all students via field trips

### HOURS

- Friday through Sunday: 10 a.m. - 5 p.m.
- Game Days:
  - Museum opens when gates open to public and close 30 minutes prior to beginning of game (hours and costs subject to change)
  - Discounted prices will apply
  - Museum tickets can only be purchased by guests possessing an event ticket

## MUSEUM GALLERIES

### TRENDING

Step into our "You are a Niner" augmented reality experience and take your place beside current and former players or take in our Trending display, which features information about what's happening in the Museum and recently curated artifacts.

### MORABITO THEATER

Inside the theater—which seats 100, and features a 50 feet by 18 feet screen and Sony 4K technology—you'll be inspired by the story of the 49ers told through film.

### EDWARD J. DeBARTOLO, SR. 49ERS HALL OF FAME

Stand next to and around life-sized statues of the 49ers 27 Hall of Famers in their signature poses. Snap a photo next to coach Bill Walsh and Joe Montana or put yourself in the huddle with the Million Dollar Backfield.

### TEAM GALLERY

In the Team Gallery, you will hear first-person stories from 49ers alumni about everything from nicknames and practical jokes to what it was like to play for the team. You'll also find an interactive database that will allow visitors to find information on every person that ever wore a 49ers uniform.

### BILL WALSH INNOVATION

A homage to one of the most influential people the NFL has ever known, this re-creation of coach Walsh's Redwood City office serves as both a treasure trove of artifacts and the home of a signature film on coach Walsh as told from the eyes of players, friends and others. Also located in this space, the Bill Walsh Coaching Universe is an interactive exhibit that illuminates the coach's vast impact on the coaching ranks of professional football.

### HERITAGE

The Heritage Gallery is an era-by-era experience made up of historical items, stories, interactive exhibits and one-of-a-kind artifacts. Spanning the years from 1946 to the present day, guests will leave the Heritage Gallery with a deep appreciation for the history and tradition that are so important to the 49ers organization.

### SPIRIT

The 49ers have long been known as innovators when it comes to the fan experience. Here, guests can take in the history behind the team's mascots, in-game entertainment and other joyful elements of football. A feature film is on display featuring fans, players and others talking about the 49ers significance to them.

### DENISE DeBARTOLO YORK EDUCATION CENTER

The pillar around which the 49ers industry-leading education program is built, this state-of-the-art classroom serves more than 60,000 Bay Area children annually and also offers content on how the 49ers impact the community in many positive ways.

### IN THE GAME

Get ready to engage with the game of football. In the Game offers multiple interactive challenges and exhibits, including a passing and kicking simulation. Be the Broadcaster—a real-life booth where fans can call the team's most iconic plays—and the Gridiron Challenge, a series of gesture-based challenges that bring out the athlete, cheerleader, uniform designer and touchdown scorer in everyone.

### EDWARD J. DEBARTOLO, JR. SUPER BOWL GALLERY

Celebrate Eddie D's extraordinary achievements as the architect of the San Francisco 49ers five Super Bowl championships with the Edward J. DeBartolo, Jr. Super Bowl Gallery. Highlighting DeBartolo as a mentor, leader, owner and family man, the gallery features signature artifacts, photographs from his time with the team and more.

# THE DENISE DEBARTOLO YORK EDUCATION CENTER

The Denise DeBartolo York Education Center, located inside The 49ers Museum presented by Sony, is committed to education and innovation and has served over 150,000 participants at the end of its third-year of operation. The program is unique in many ways, but perhaps the most compelling is the fact that the program is completely free to its participants. The 49ers pay for admission, supplies and provide free transportation to those who apply. This program is not only unrivaled in the NFL, but in all of professional sports. The Denise DeBartolo York Education Center is a four classroom learning venue, including the state-of-the-art Chevron STEM Zone, housed in Levi's Stadium. In its inaugural year, the 49ers Denise DeBartolo York Education Center consisted of only one innovative and creative space located inside The 49ers Museum presented by Sony. With the STEAM program's popularity, increasing demand, and ownership's commitment to providing accessible STEAM programing, the 49ers expanded their learning venue outside the museum and into the stadium. The additional space can be used as one classroom or be divided into three separate learning venues designed to seamlessly mirrors the aesthetics of the original classroom and its intent to drive student-centered learning.

## INSPIRE THROUGH EDUCATION

The 49ers STEAM Education Program provides learning platforms that connect, inspire, and engage students in grades K-8. Our program uses football as a platform to:

- Teach content-rich lessons in Science, Technology, Engineering, Art and Mathematics (STEAM)
- Ingrain invaluable life skills
- Encourage physical activity

## THE CURRICULUM

As one of the first professional sports organization to dedicate a full in-house STEAM program for K-8 students, the 49ers STEAM Education team is constantly evolving and enhancing students' experiences to reflect the most relevant concepts that support classroom learning. By working closely with a board of local advisory educational partners, all programs have been specially aligned to state Common Core and Next Generation Science standards that support leading instructional practices. Additionally, the STEAM education program curricula:

- Aligns to National & California Common Core and Next Generation Science Standards.
- Engages students in a variety of student-centered and technology-rich learning experiences that can be adapted to various development levels and learning audiences.
- Integrates STEAM learning through project-based activities that transfer student knowledge and skills to real-world problems.
- Aligns to 21st Century Learning Skills (Critical Thinking, Problem-Solving, Communication, Collaboration and Creativity).
- Drives student interest and understanding of STEAM concepts.

## CUSTOMIZABLE FEATURES

A field trip to the 49ers STEAM Education program complements and reinforces existing school curriculum in many ways. By offering hands-on, project-based learning in a dynamic and technological environment, the education program allows students to use cutting-edge technological tools and techniques, challenging them to reach new heights.

## THE EXPERIENCE

Students that participate in the 49ers STEAM Education program receive an engaging, well-rounded experience that includes:

### LEVI'S STADIUM TOUR

- Students tour and learn about how the stadium is a showcase for technology innovation and environmental sustainability.

### GUIDED MUSEUM EXPLORATION

- Students experience the 49ers history and the game of football through an interactive experience built with state-of-the-art technology.

### GRADE-SPECIFIC, PROJECT-BASED LESSONS

- Students are challenged to work both independently and in teams to understand how STEAM concepts are tied to football through interactive hands-on learning experiences.

### MOVEMENT LAB

- Students participate in a kinesthetic movement lab to support physical activity and to get students excited about exercising all the while exploring STEAM concepts.

# LEVI'S STADIUM CULINARY EXPERIENCE

Levi's Stadium features Centerplate as the food vendor for concessions, clubs, suites, and private events. Centerplate and partner venues have been defining extraordinary experiences through thoughtful hospitality, expertly delivered, for more than 80 years.

This strategic approach to hospitality creates tailored food and beverage programs, unique hospitality design, rewarding event and retail services to deliver the type of one-of-a-kind, local authenticity that builds loyalty, reputation, and memories.

Centerplate is able to provide scratch-cooking methods from 25 live-fire kitchens equipped with open hearth style ovens, rotisserie ranges and charbroil grills.

## LEVI'S STADIUM IS TAKING CLASSIC FAN FAVORITES TO A NEW LEVEL

**Franks are Nitrate-, Hormone-, & Antibiotic- Free**

- Franks are made using the finest cuts of U.S.D.A. beef, fresh seasonings and spices with no MSG, fillers or by-products.
- Authentic artisan quality sausage with no MSG, no fillers or byproducts, gluten free and lactose free from local Neto's Sausages
- Served on a custom-made bun from Le Boulanger

**Oven Fired Pizzas**

- Pizzas are made in a Woodstone gas-fired ovens with thick crust brushed with butter and topped with pecorino romano cheese and all natural pepperoni

**Fresh and Local Nachos**

- Tortilla chips delivered fresh from Mi Rancho of Oakland
- Topped with Cheddar Cheese sauce, fresh local cotija cheese, fresh cut green onions and late harvest red jalapeno peppers

## LEVI'S STADIUM OFFERS BEST IN CLASS DIVERSITY OF FOOD AND BEVERAGE OFFERINGS

**Diverse Food Selection Reflective of the Bay Area**

- More than 180 different menu items with a focus on ethnic diversity and healthy options including curry dishes, fresh seafood items, and Mexican tortas
- Some highlights include:
  - **Barbeque sandwiches** Slow cooked pork shoulder, bathed in Sweet Baby Ray's BBQ sauce on a sweet egg bun with cabbage slaw
  - **Asian barbeque rice bowl**
  - **Clam Chowder** in a Le Boulanger bread bowl

**Most Vegan and Vegetarian Options in NFL**

- More vegan and veggie dishes than any other NFL stadium
- At least one vegan item at most permanent food outlet in the stadium

**Thirty Varieties of Craft Beer**

- The Tap Room, located on the main concourse at the 50-yard line, features:
- 40 of the most popular assorted craft, import and domestic beers on tap and package
- Seasonal local craft beers on tap
- 2 California keg wine varietals on tap

## LEVI'S STADIUM FOOD AND BEVERAGE PROGRAM IS CENTERED AROUND LOCAL INITIATIVES

**Local Sourcing and Community Engagement**

- 90 percent of food suppliers are located in California
- 100 percent of wine (15+ wines) produced by California wineries
- Gilroy Garlic Fries are available everywhere fries are sold

**Focus on Sustainable Processes**

- 100 percent of all F&B packaging and service-ware is recyclable, compostable or biodegradable
- 100 percent of seafood menu items are certified by the Monterey Bay Aquarium Seafood Watch List Compliant, which recognizes and rewards sustainable fishing practices

**Innovative Food Preparation and Service Processes**

- Levi's Stadium has best-in-class live-fire kitchen capacity, providing the ability to feed fans more freshly prepared, locally-sourced food, everywhere in the stadium
- More than 600 F&B POS in stadium providing faster service and shorter lines

## OTHER MENU HIGHLIGHTS AT LEVI'S STADIUM INCLUDE:

**Strategic Partnerships**

- At fan request, Levi's Stadium has partnered with several Bay Area staples to provide more local flavors, including Off the Grid, Starbird Chicken, Oren's Hummus and Zume Pizza

## OTHER MENU HIGHLIGHTS AT LEVI'S STADIUM INCLUDE:

- Gluten Free, Vegan and Vegetarian offerings in most areas including Premium Clubs and Suites as well as Concessions to accommodate all guests dietary needs
- Vegan Hot Dogs and Burgers, Gluten free breads, brownies, authentic chickpea curry, and more.

# MICHAEL MINA'S BOURBON STEAK AND BOURBON PUB

BOURBON STEAK

SANTA CLARA

From award-winning chef Michael Mina, Bourbon Steak and Bourbon Pub offer three unique experiences in one state-of-the-art venue: a modern American steakhouse, a relaxed pub with a reinvented pub menu, and a large tailgate event space. Bourbon Steak and Bourbon Pub are open to the public year-round, with Bourbon Pub open for lunch and dinner and Bourbon Steak open for dinner only. A variety of private dining options are available including premium Luxury Lofts and the versatile tailgate as well as full restaurant buyouts.

BOURBON PUB

On 49ers home game days, Bourbon Steak and Bourbon Pub host Michael Mina's Tailgate, an exclusive, members-only experience tailor-made for 49ers season ticket holders consisting of an upscale, game-themed menu and specialty cocktails featuring celebrity guest chefs. Guests interested in becoming a Michael Mina's Tailgate member should contact a sales consultant at 415-GO49ERS. The restaurants are on the ground floor of Levi's Stadium on Tasman Drive, at Toyota Gate F. adjacent to the Museum, Tours Center and Team store. For more information, visit bourbonsteakandpub.com and www.levisstadium.com/michael-minas-tailgate/.

MICHAEL MINA'S TAILGATE

**Hours of Operation**

**Bourbon Pub:**
Monday - Saturday - 11:30 a.m. - 9:00 p.m.
*Open Sundays for 49ers away game watch parties

**Bourbon Steak:**
Tuesday - Saturday 5:00 p.m. - 9:00 p.m.

**Bourbon Pub is always open on game days as the Official Away Game Watching Party for 49ers*

# 49ERS TEAM STORE

There are two 49ers Team Stores, the Levi's Stadium Flagship Store and the Westfield San Francisco Centre Team Store. Both the Levi's Stadium Flagship Store and the Westfield San Francisco Centre Team Store are open to the public on non-event days.

**The Levi's® Stadium Flagship Team Store Non-Event Hours:**

- Monday - Saturday: 10 a.m - 6 p.m.
- Sunday: 10 a.m. – 5 p.m.

**Westfield San Francisco Centre Team Store Hours:**

- Monday - Saturday: 10:00 a.m - 8:30 p.m.
- Sunday: 10:00 a.m. – 7:00 p.m.

On event days, the following Retail locations are located throughout Levi's® Stadium to purchase 49ers merchandise:

**Faithful Mile**
Pod (1)

**Great America Parking Lot**
Trailer (1)

**Level 100**
Game Day Store: Inside Brocade Club

**200 Plaza Level**
**Main Team Store -** Intel Gate A
Kiosks (2): Gate C- Dignity Health Plaza, Gate A- Intel Plaza

**300 Level (Lower Level Concourse)**
Gate F Team Store: Between Sections 106-107 (Outer Concourse)
Gate C Team Store : Section 130
Kiosks (3): Between Sections 121 – 123, 124 - 125 , 209 – 110,
United Club Game Day Store: Section 135

**700 Level (Upper Level Concourse)**
Pepsi Deck Team Store: Section 305
Bud Light Patio Team Store: Section 324
Kiosks (1): Section 310




# EXPERIENCE LEVI'S STADIUM

## LEVI'S STADIUM TOURS

Go behind the scenes of the home of the San Francisco 49ers and Super Bowl 50 with a 90-minute guided tour of Levi's Stadium. Public tours are offered year-round and allow guests access to an NFL locker room, the 49ers Gold Rush cheerleader's locker room, premium club spaces, a luxury suite, the NRG Solar Terrace, and even onto the playing surface. You'll learn about stadium features like the Levi's Stadium Mobile app, the stadium connectivity, and the video boards that play a part in making it truly a state-of-the-art stadium. With full stadium events like 49ers games, major concerts, soccer, and college football, you'll learn how the stadium is truly a year-round event center that transforms with any attraction that comes to town. The comprehensive tour drops guests off for a self-guided or docent-led exploration through the 49ers Museum presented by Sony where guests can continue the fun at their leisure.

At a $30 price point, Levi's Stadium hosts public tours in the off-season (February through July) on Fridays, Saturdays, and Sundays, and adds Mondays to the calendar in-season (August through January). To purchase tickets please visit the Visa Box Office at Levi's Stadium or go to www.ticketmaster.com.

## LEVI'S STADIUM TOUR SCHEDULE

Fridays: 10:00 a.m., 11:00 a.m., Noon, 2:00 p.m.

Saturdays: 10:00 a.m., 11:00 a.m., Noon, 1:00 p.m., 2:00 p.m., 3:00 p.m.

Sundays: 10:00 a.m., 11:00 a.m., Noon, 1:00 p.m., 2:00 p.m., 2:30 p.m.

*Mondays: 10:00 a.m., Noon, 2:00 p.m. (*in-season only)

## LEVI'S STADIUM TOUR PRICES

- Adults: $30
- Children (5-12), Senior, Military, Santa Clara Resident (with valid ID), Partners, Suite and SBL Members: $25
- Groups of 20 or more: $20 per person

# CLUB & SUITE OVERVIEW

## CLUBS

There are 10 premium club areas located throughout Levi's Stadium. Only ticketed guests with proper access are allowed into the clubs. These clubs remain open for approximately one hour following the end of the event.

Of the 10 different club spaces in Levi's Stadium, six are traditional and four are suite-based.

- Traditional Club Spaces (club ticket based) are accessed by the 9,000 club seats in the stadium:
  - BNY Mellon Club East
  - BNY Mellon Club West
  - Brocade Club
  - Levi's 501 Club
  - United Club
  - Yahoo! Fantasy Football Lounge
- Suite-based Club Spaces are accessed by approximately 70 suites on the 500 level horseshoe:
  - Citrix Owners Club
  - Black Oak Casino Resort Clubs
- NRG Solar Terrace is accessible for all executive suite lease holders in the SAP Tower and by all NRG Sky Suite patrons.

## SUITES

Luxury Suites at Levi's Stadium provide the finest premium seating opportunities at the world's top sporting venue including fully upholstered theater seating, incredible sightlines, multiple flat screen monitors, Internet access and upscale catering. Fans interested in learning more about the suite rental options at Levi's Stadium can visit www.LevisStadium.com/suite-rentals or call 415-Go-49ers.

## EVENT RENTALS

Levi's Stadium has more than 400,000-square-feet of luxurious and versatile event space with upscale catering, multiple entertainment options, and world-class hospitality. Levi's Stadium is perfect for any style of event, with unique spaces and a dedicated event management team who will ensure that all guests expectations are exceeded. For more information please contact: specialevents@levisstadium.com or call 415-Go-49ers.

# PUBLIC TRANSIT AND PARKING

## PUBLIC TRANSPORTATION

Guests are encouraged to take public transportation. For additional information regarding public transportation, visit www.levisstadium.com or any of the following websites listed below:

### Valley Transportation Authority (VTA)

VTA provides buses and light rail transportation in the greater San Jose area reaching Mountain View, Cupertino and Sunnyvale.

VTA buses will drop off guests in two locations:

- Intersection of Tasman Drive and Great America Parkway
- Intersection of Tasman Drive and Calle Del Sol

VTA light rail trains will drop off and pick up at the Great America Station located north of the stadium. For more information please visit www.vta.org, or call 408-321-2300.

### Altamont Corridor Express (ACE)

ACE Trains provide services to Levi's Stadium from Stockton, Lathrop/Manteca, Tracy, Vasco, Livermore, Pleasanton and Fremont. For more information please visit www.acerail.com or call 209-944-6220.

### Capitol Corridor

Capitol Trains provides services to Levi's Stadium from Auburn, Rocklin, Roseville, Sacramento, Davis, Suisun/Fairfield, Martinez, Richmond, Berkeley, Emeryville, Oakland, Hayward and Fremont/Centerville. For more information please visit www.capitolcorridor.org, or call 877-974-3322.

### Caltrain

Caltrain provides services from San Francisco to South San Jose with stops all along the Peninsula. On event day, Caltrain transports passengers from all locations to connect with VTA Light Rail Trains or buses at the Mountain View Transit Center, located at Evelyn Avenue and Castro Street. For more information please visit www.caltrain.com, or call 1 (800) 660-4287.

# PARKING + TAILGATING MAP

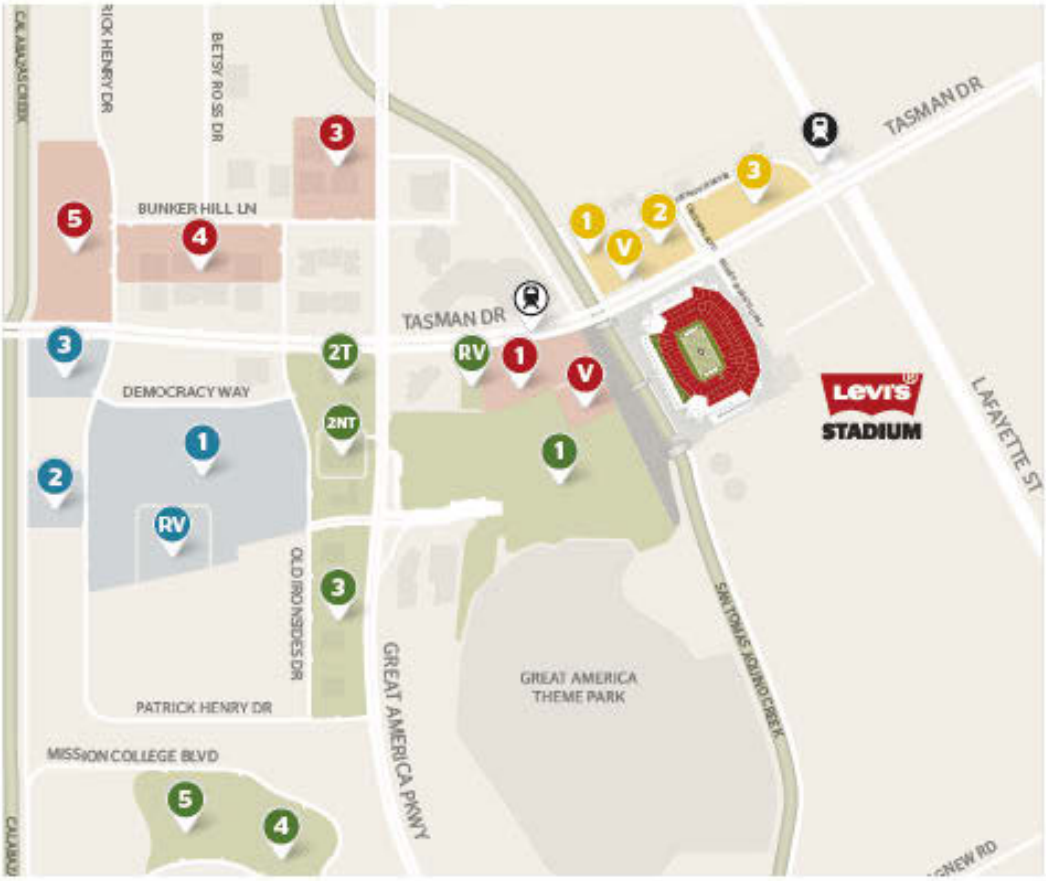


**TAILGATING PERMITTED**
WITH OPEN FLAME BBQ

- V Premium Red Lot VIP
- 1 Premium Red Lot 1
- 3 Premium Red Lot 3
- 1 Premium Green Lot 1
- 2T Premium Green Lot 2
- 4 Green Lot 4
- RV RV Green Lot
- 1 Blue Lot 1
- RV RV Blue Lot
- 2 Premium Yellow Lot 2
- 3 Premium Yellow Lot 3

**TAILGATING NOT PERMITTED**

- 4 Red Lot 4
- 5 Red Lot 5
- 2NT Premium Green Lot 2
- 3 Green Lot 3
- 5 Green Lot 5
- RV RV Green Lot
- 2 Blue Lot 2
- 3 Blue Lot 3
- V Premium Yellow Lot VIP
- 1 Premium Yellow Lot 1

Light Rail /VTA · Heavy Rail / ACE Capitol Corridor

## SAN FRANCISCO 49ERS

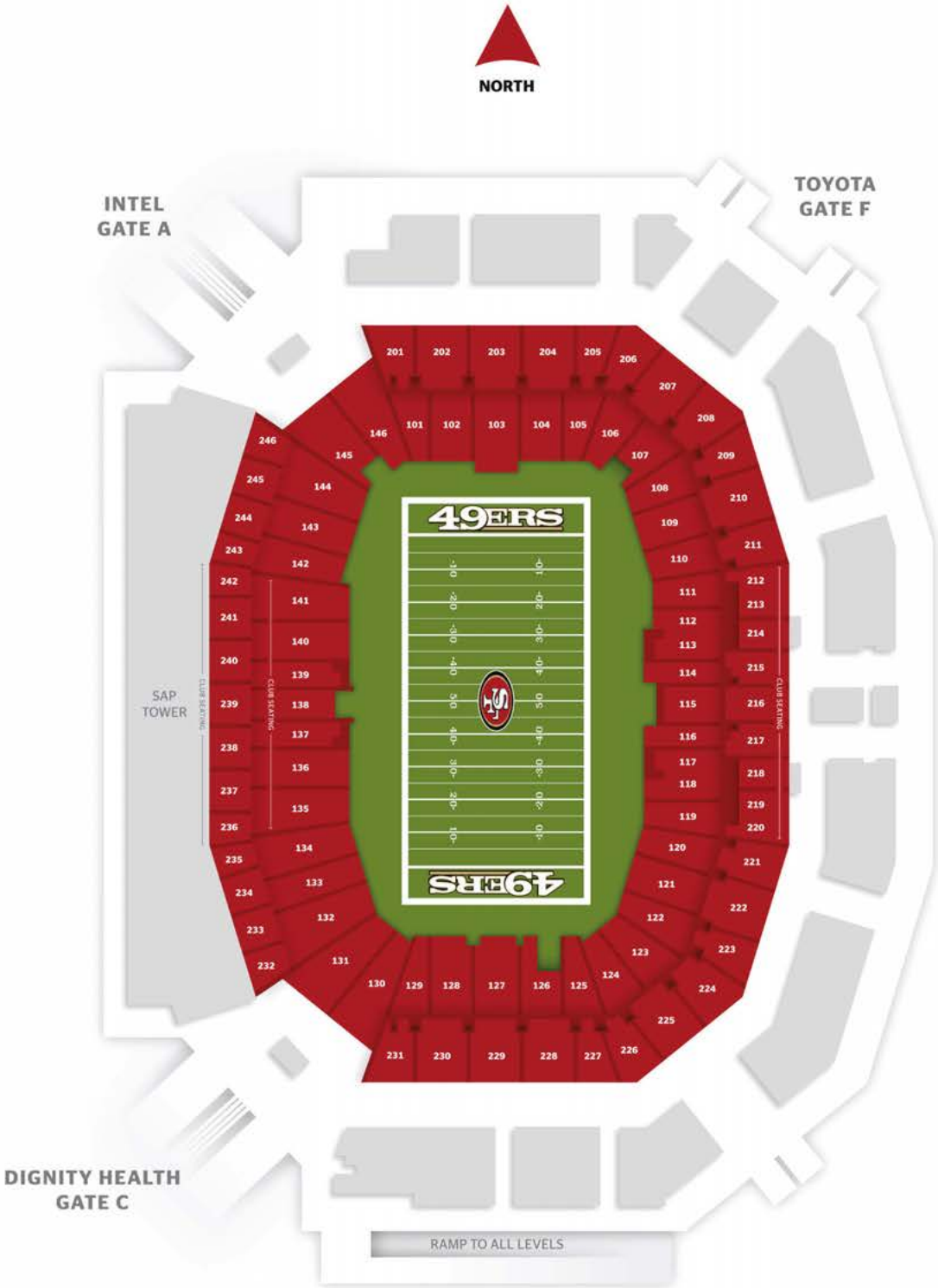

# KYLE SHANAHAN

## HEAD COACH

### 14TH NFL SEASON » 1ST WITH 49ERS

Kyle Shanahan was named the 20th head coach of the San Francisco 49ers on February 6, 2017, after spending the previous two seasons as the offensive coordinator of the Atlanta Falcons.

Shanahan has 13 seasons of coaching experience at the NFL level, including the past nine as an offensive coordinator for the Atlanta Falcons (2015-16), Cleveland Browns (2014), Washington Redskins (2010-13) and Houston Texans (2008-09). In six of his nine seasons as an offensive coordinator (2008-09, 2012-13 and 2015-16), Shanahan has directed an offense that ranked in the top 10 in the NFL in yards gained.

Following the 2016 season, Shanahan was named Associated Press Assistant Coach of the Year, Coordinator of the Year by *The Sporting News* and Assistant Coach of the Year by the Pro Football Writers of America after a record-setting performance by the Falcons offense en route to capturing the NFC South division title and an appearance in Super Bowl LI. Under Shanahan, the 2016 Falcons set franchise records in yards per game (415.8), points scored (540), net passing yards per game (295.3) and average yards per play (6.7).

Atlanta QB Matt Ryan, who was named Associated Press Most Valuable Player, Associated Press Offensive Player of the Year, Most Valuable Player/Offensive Player of the Year by the Pro Football Writers of America and FedEx Air Player of the Year, threw for a single-season franchise record and career-high 4,944 passing yards and 38 touchdowns, ranking second in the NFL in both categories, in 2016. He led the NFL with a passer rating of 117.1 on the season and threw a career-low seven interceptions. WR Julio Jones recorded 83 receptions for 1,409 yards (17.0 average) and six touchdowns in 14 games played. His 1,409 receiving yards were the second-most in the NFL this past season. Both Jones and Ryan earned Associated Press First-Team All-Pro and 2017 Pro Bowl honors.

On the ground, Atlanta averaged 120.5 rushing yards per game and tallied 20 rushing touchdowns in 2016. RB Devonta Freeman registered 227 carries for a career-high 1,079 yards and 11 touchdowns, on his way to earning his second-consecutive Pro Bowl appearance.

In Shanahan's first year in Atlanta, the Falcons offense ranked seventh in the NFL, averaging 374.1 yards per game, ranked sixth with a 273.7 passing yards per game average and led the league in time of possession (32:19) in 2015. Julio Jones led the NFL with a career-high 1,871 receiving yards, while notching a career-high 136 receptions to share the League high with the Steelers WR Antonio Brown. Jones' receiving yards marked the second-highest total in a single season in NFL history, behind WR Calvin Johnson's 1,964-yard performance in 2012.

Shanahan joined the Falcons after spending 2014 as offensive coordinator of the Cleveland Browns. That year, his offense averaged 324.6 total yards and 108.0 rushing yards per game. Under Shanahan's direction, RBs Isaiah Crowell and Terrance West combined to rush for 1,280 yards on 319 carries (4.0 average), while WR Andrew Hawkins posted career highs in receptions (63) and receiving yards (824).

### SHANAHAN'S GOLDEN NUGGETS

- Shanahan was named Assistant Coach of the Year by the Associated Press, Coordinator of Year by *The Sporting News* and Assistant Coach of the Year by the Pro Football Writers of America in 2016.
- In six of his nine seasons as an offensive coordinator (2008-09, 2012-13 and 2015-16), Shanahan's offense has ranked in the top 10 in the NFL in yards gained.
- Shanahan was 26 years old when was he named the wide receivers coach of the Houston Texans, becoming the youngest position coach in the NFL at that time. At 28 years old, he was named the offensive coordinator of the Texans and was the youngest coordinator in the NFL.
- Shanahan served as a ball boy for the 49ers when his father, Mike, was the offensive coordinator for the team from 1992-94. Mike helped guide the 49ers to a 49-26 victory in Super Bowl XXIX.

Prior to his stint in Cleveland, Shanahan spent four seasons (2010-13) as offensive coordinator of the Washington Redskins. In 2013, the Redskins finished ninth in the NFL in total offense (369.7) and fifth in rushing yards per game (135.3). Second-year QB Robert Griffin III threw for 16 touchdowns and a career-high 3,203 passing yards, while WR Pierre Garçon set a franchise record and led the NFL with 113 receptions for a career-high 1,346 yards. RB Alfred Morris also rushed for 1,200-or-more yards for the second-consecutive season (1,275).

The 2012 Redskins won the NFC East division championship as Washington became the first team in NFL history to register 3,400-or-more passing yards (3,422) and 2,700-or-more rushing yards (2,709) in the same season. Washington led the NFL, averaging 169.3 rushing yards per game and finished second in rushing touchdowns (22). Griffin won the 2012 Associated Press Offensive Rookie of the Year Award after setting NFL rookie records in passer rating (102.4), interception percentage (1.27), and rushing yards by a rookie quarterback (815). He completed 258 of his 393 passes (65.6 completion percentage) for 3,200 yards and 20 touchdowns. Fellow rookie Alfred Morris ranked second in the NFL with a single-season, franchise-record 1,613 yards and 13 touchdowns.

In 2011, Shanahan worked with QB Rex Grossman, who finished with the second-best statistical season of his career, having thrown for 3,151 yards, 16 touchdowns and a career-high 57.9 completion percentage. WR Santana Moss also had his best professional season in 2010 under Shanahan, notching a career-high 93 receptions for 1,115 yards and six touchdowns.

Before joining Washington, Shanahan spent four seasons (2006-09) with the Houston Texans, including the final two as the team's offensive coordinator. In 2009, he worked with QB Matt Schaub, who registered career highs in completions (396), completion percentage (67.9), passing yards (4,770), touchdowns (29) and passer rating (98.6). His completions and passing yard totals led the NFL that season. Additionally, WR Andre Johnson led the NFL in receiving yards in both 2008 (1,575) and 2009 (1,569) and led the NFL with 115 receptions in 2008. TE Owen Daniels registered career highs in both receptions (70) and receiving yards (862) with Houston in 2008. Shanahan spent his first season with Houston (2006) as the team's wide receivers coach and moved to coach the quarterbacks in 2007 prior to his promotion to offensive coordinator in 2008. He broke into the NFL with the Tampa Bay Buccaneers in 2004 where he served as an offensive quality control coach for two seasons (2004-05). His first coaching experience came as a graduate assistant at UCLA in 2003.

Born December 14, 1979, in Minneapolis, MN, Shanahan played wide receiver at Duke University before transferring to the University of Texas in 2000, where he spent two seasons. He and his wife, Mandy, have three children – Stella, Carter and Lexi. Shanahan's father, Mike, who served as the 49ers offensive coordinator from 1992-94, was the head coach of the Denver Broncos (1995-2008) and the Washington Redskins (2010-13), where he accumulated an overall win total of 178 victories (eight postseason), including victories in Super Bowls XXXII and XXXIII.

## SHANAHAN'S BACKGROUND

| YEARS | COACHING BACKGROUND | HEAD COACH |
|---|---|---|
| 2017-current | Head Coach, San Francisco 49ers | --- |
| 2015-16 | Offensive Coordinator, Atlanta Falcons | Dan Quinn |
| 2014 | Offensive Coordinator, Cleveland Browns | Mike Pettine |
| 2010-13 | Offensive Coordinator, Washington Redskins | Mike Shanahan |
| 2008-09 | Offensive Coordinator, Houston Texans | Gary Kubiak |
| 2007 | Quarterbacks, Houston Texans | Gary Kubiak |
| 2006 | Wide Receivers, Houston Texans | Gary Kubiak |
| 2004-05 | Offensive Quality Control, Tampa Bay Buccaneers | Jon Gruden |
| 2003 | Graduate Assistant, UCLA | Karl Dorrell |
| 2001-02 | *Wide Receiver, University of Texas | Mack Brown |

* Player

# KYLE SHANAHAN'S ACCOLADES

## 49ERS HEAD COACH

## AWARDS & HONORS

**2016** Associated Press Assistant Coach of the Year

**2016** *The Sporting News* Coordinator of the Year

**2016** Professional Football Writers of America Assistant Coach of the Year

## FALCONS FLYING HIGH

*Under the guidance of Shanahan, the Atlanta Falcons offense soared to new heights in 2016, ranking highly and setting franchise records in several offensive categories.*

**NFL RANK**

**1st** POINTS PER GAME: 33.8*
*8th highest in NFL since 1978^*

**1st** PASSER RATING: 116.8*
*3rd highest in NFL since 1978^*

**1st** PLAYS OF 20-OR-MORE YARDS: 84

**1st** PASS YARDS PER ATTEMPT: 9.24
*4th highest in NFL since 1978^*

**2nd** YARDS PER GAME: 415.8*

**3rd** PASSING YARDS PER GAME: 295.3*

**5th** RUSHING YARDS PER GAME: 120.5

*FRANCHISE RECORD ^DEBUT OF 16 GAME SCHEDULE

## MAKING AN MVP

*In Shanahan's offense, QB Matt Ryan posted career-highs across the board en route to being named Most Valuable Player by the Associated Press in addition to MVP and Offensive Player of the Year by the Pro Football Writers of America. Ryan also earned First-Team All-Pro and Pro Bowl honors.*

**NFL RANK**

**1st** PASSER RATING: 117.1*
*5th highest in NFL since 1978^*

**2nd** TOUCHDOWNS: 38*

**2nd** PASSING YARDS: 4,944*

**2nd** PASSES OF 25-OR-MORE YARDS: 42

**3rd** COMPLETION PERCENTAGE: 69.9%*

*FRANCHISE RECORD ^DEBUT OF 16 GAME SCHEDULE

**13** Ryan set an NFL record by throwing at least one TD pass to 13 different players.

## COORDINATING SUCCESS

*As a coordinator in the NFL for the past nine seasons, Shanahan has helped many of his players become household names by maximizing their talents. Below are some notable accomplishments by players under Shanahan's direction as offensive coordinator:*

**17** Pro Bowl Selections

**6** First-Team All-Pro Selections

**5** Second-Team All-Pro Selections

**1,000/3,000** YARD SEASONS UNDER SHANAHAN

**RUSHING**

| Yds. | Player | Year |
|---|---|---|
| 1,079 | Devonta Freeman | 2016 |
| 1,056 | Devonta Freeman | 2015 |
| 1,275 | Alfred Morris | 2013 |
| 1,613 | Alfred Morris | 2012 |
| 1,282 | Steve Slaton | 2008 |

**RECEIVING**

| Yds. | Player | Year |
|---|---|---|
| 1,409 | Julio Jones | 2016 |
| 1,871 | Julio Jones | 2015 |
| 1,346 | Pierre Garcon | 2013 |
| 1,115 | Santana Moss | 2010 |
| 1,569 | Andre Johnson | 2009 |
| 1,575 | Andre Johnson | 2008 |

**PASSING**

| Yds. | Player | Year |
|---|---|---|
| 4,944 | Matt Ryan | 2016 |
| 4,591 | Matt Ryan | 2015 |
| 3,326 | Brian Hoyer | 2014 |
| 3,203 | Robert Griffin III | 2013 |
| 3,200 | Robert Griffin III | 2012 |

| Yds. | Player | Year |
|---|---|---|
| 3,151 | Rex Grossman | 2011 |
| 3,377 | Donovan McNabb | 2010 |
| 4,770 | Matt Schaub | 2009 |
| 3,043 | Matt Schaub | 2008 |

**100+** REC. SEASONS UNDER SHANAHAN

| Recs. | Player | Year |
|---|---|---|
| 136 | Julio Jones | 2015 |
| 113 | Pierre Garcon | 2013 |

| Recs. | Player | Year |
|---|---|---|
| 101 | Andre Johnson | 2009 |
| 115 | Andre Johnson | 2008 |

**IN 2012** *QB Robert Griffin III earned* ***AP Offensive Rookie of the Year*** *honors executing Shanahan's offense for Washington. The Redskins finished with the fourth highest scoring average in the NFL (27.3 PPG) as Griffin completed 65.6% of his passes for 3,200 yds. and 20 TDs while adding 817 rush yds. and 7 TDs on the ground.*

**6 of 9** Shanahan's offense has ranked in the top 10 in the NFL in yards gained in 6 of his 9 seasons as an NFL coordinator.

| 2008 | 2009 | 2010 | 2011 | 2012 |
|---|---|---|---|---|
| 3rd | 4th | 18th | 16th | 5th |

| 2013 | 2014 | 2015 | 2016 |
|---|---|---|---|
| 9th | 23rd | 7th | 2nd |

# ALL-TIME 49ERS HEAD COACHING RECORDS

## REGULAR SEASON

| COACH | SEASONS | YEARS | WINS | LOSSES | TIES | WIN PCT. |
|---|---|---|---|---|---|---|
| Lawrence Shaw | 9 | 1946–54 | 71 | 39 | 4 | .640 |
| Norman Strader | 1 | 1955 | 4 | 8 | 0 | .333 |
| Frank Albert | 3 | 1956–58 | 19 | 16 | 1 | .542 |
| Howard Hickey* | 5 | 1959–63 | 27 | 27 | 1 | .500 |
| Jack Christiansen* | 5 | 1963–67 | 26 | 38 | 3 | .411 |
| Dick Nolan | 8 | 1968–75 | 54 | 53 | 5 | .504 |
| Monte Clark | 1 | 1976 | 8 | 6 | 0 | .571 |
| Ken Meyer | 1 | 1977 | 5 | 9 | 0 | .357 |
| Pete McCulley# | 1 | 1978 | 1 | 8 | 0 | .111 |
| Fred O'Connor# | 1 | 1978 | 1 | 6 | 0 | .143 |
| Bill Walsh | 10 | 1979–88 | 92 | 59 | 1 | .609 |
| George Seifert | 8 | 1989–96 | 98 | 30 | 0 | .766 |
| Steve Mariucci | 6 | 1997–02 | 57 | 39 | 0 | .594 |
| Dennis Erickson | 2 | 2003–04 | 9 | 23 | 0 | .281 |
| Mike Nolan % | 4 | 2005–08 | 18 | 37 | 0 | .327 |
| Mike Singletary % | 3 | 2008–10 | 18 | 22 | 0 | .450 |
| Jim Harbaugh | 4 | 2011–14 | 43 | 19 | 1 | .690 |
| Jim Tomsula & | 2 | 2010, 2015 | 6 | 11 | 0 | .353 |
| Chip Kelly | 1 | 2016 | 2 | 14 | 0 | .125 |
| **Kyle Shanahan** | **1** | **2017–current** | **6** | **10** | **0** | **.375** |

*Hickey coached the first three games of '63, Christiansen coached the final 11.
#McCulley coached the first nine games of '78, O'Connor coached the final 7.
%Nolan coached the first seven games of '08, Singletary coached the final 9.
& Singletary coached the first 15 games of '10, Tomsula coached the final 1.

## POSTSEASON

| COACH | SEASONS | YEARS | WINS | LOSSES | TIES | WIN PCT. |
|---|---|---|---|---|---|---|
| Lawrence Shaw | 9 | 1946–54 | 1 | 1 | 0 | .500 |
| Frank Albert | 3 | 1956–58 | 0 | 1 | 0 | .000 |
| Dick Nolan | 8 | 1968–75 | 2 | 3 | 0 | .400 |
| Bill Walsh | 10 | 1979–88 | 10 | 4 | 0 | .714 |
| George Seifert | 8 | 1989–96 | 10 | 5 | 0 | .667 |
| Steve Mariucci | 6 | 1997–02 | 3 | 4 | 0 | .429 |
| Jim Harbaugh | 4 | 2011–14 | 5 | 3 | 0 | .625 |

## PRESEASON

| COACH | SEASONS | YEARS | WINS | LOSSES | TIES | WIN PCT. |
|---|---|---|---|---|---|---|
| Lawrence Shaw | 9 | 1946–54 | 28 | 9 | 2 | .766 |
| Norman Strader | 1 | 1955 | 5 | 1 | 0 | .833 |
| Frank Albert | 3 | 1956–58 | 11 | 7 | 0 | .611 |
| Howard Hickey | 5 | 1959–63 | 12 | 15 | 0 | .444 |
| Jack Christiansen | 5 | 1963–67 | 5 | 14 | 1 | .263 |
| Dick Nolan | 8 | 1968–75 | 15 | 32 | 1 | .319 |
| Monte Clark | 1 | 1976 | 4 | 2 | 0 | .667 |
| Ken Meyer | 1 | 1977 | 1 | 5 | 0 | .167 |
| Pete McCulley | 1 | 1978 | 1 | 3 | 0 | .250 |
| Bill Walsh | 10 | 1979–88 | 22 | 20 | 1 | .524 |
| George Seifert | 8 | 1989–96 | 25 | 12 | 1 | .676 |
| Steve Mariucci | 6 | 1997–02 | 10 | 14 | 0 | .417 |
| Dennis Erickson | 2 | 2003–04 | 3 | 5 | 0 | .375 |
| Mike Nolan | 4 | 2005–08 | 7 | 9 | 0 | .438 |
| Mike Singletary | 2 | 2009–10 | 7 | 1 | 0 | .875 |
| Jim Harbaugh | 4 | 2011–14 | 10 | 6 | 0 | .625 |
| Jim Tomsula | 2 | 2010, 2015 | 2 | 2 | 0 | .500 |
| Chip Kelly | 1 | 2016 | 2 | 2 | 0 | .500 |
| **Kyle Shanahan** | **1** | **2017** | **2** | **2** | **0** | **.500** |

## OPENING DAY GAMES

| COACH | SEASONS | YEARS | WINS | LOSSES | TIES | WIN PCT. |
|---|---|---|---|---|---|---|
| Lawrence Shaw | 9 | 1946–54 | 7 | 2 | 0 | .778 |
| Norman Strader | 1 | 1955 | 0 | 1 | 0 | .000 |
| Frank Albert | 3 | 1956–58 | 1 | 2 | 0 | .333 |
| Howard Hickey | 5 | 1959–63 | 2 | 3 | 0 | .400 |
| Jack Christiansen | 5 | 1963–67 | 2 | 1 | 1 | .667 |
| Dick Nolan | 8 | 1968–75 | 3 | 5 | 0 | .375 |
| Monte Clark | 1 | 1976 | 1 | 0 | 0 | 1.000 |
| Ken Meyer | 1 | 1977 | 0 | 1 | 0 | .000 |
| Pete McCulley | 1 | 1978 | 0 | 1 | 0 | .000 |
| Bill Walsh | 10 | 1979–88 | 4 | 6 | 0 | .400 |
| George Seifert | 8 | 1989–96 | 7 | 1 | 0 | .875 |
| Steve Mariucci | 6 | 1997–02 | 3 | 3 | 0 | .500 |
| Dennis Erickson | 2 | 2003–04 | 1 | 1 | 0 | .500 |
| Mike Nolan | 4 | 2005–08 | 2 | 2 | 0 | .500 |
| Mike Singletary | 1 | 2009–10 | 1 | 1 | 0 | .500 |
| Jim Harbaugh | 4 | 2011–14 | 4 | 0 | 0 | 1.000 |
| Jim Tomsula | 2 | 2010, 2015 | 1 | 0 | 0 | 1.000 |
| Chip Kelly | 1 | 2016 | 1 | 0 | 0 | 1.000 |
| **Kyle Shanahan** | **1** | **2017** | **0** | **1** | **0** | **.000** |

# ROBERT SALEH

## DEFENSIVE COORDINATOR

### 13TH NFL SEASON » 1ST WITH 49ERS

Robert Saleh (SAH-lah) enters his 13th NFL season and first season as the 49ers defensive coordinator. He spent the previous three seasons (2014-16) as the linebackers coach for the Jacksonville Jaguars.

In 2016, Saleh's linebackers helped the Jacksonville defense rank fifth in passing yards allowed (215.3) and sixth in opponent rushing average (3.82). Team captain LB Paul Posluzny started all 16 games at MLB and led the team in tackles for the second consecutive season. According to Jaguars team statistics, LB Telvin Smith registered 118 tackles while starting all 16 games at outside linebacker for the first time in his career. Smith's 350 career tackles are the most ever by a Jaguars player in his first three NFL seasons.

In 2015, the Jaguars defense allowed 3.68 yards per attempt, the fifth lowest rushing average allowed in the NFL. Posluszny led the Jaguars and ranked fifth in the league with 133 tackles, according to game book statistics, while tying with Smith for the team lead with 13 tackles for loss. According to Jaguars team statistics, Smith registered a career high 128 tackles in 2015.

Under Saleh's guidance, Smith stepped in the starting lineup and ranked third among all rookies with 99 tackles, according to game book statistics, in 2014. Smith led the team with two fumble recoveries while ranking second with nine tackles for loss. After a season-ending injury to Posluszny midway through the year, LB J.T. Thomas stepped in and set a career high in tackles along with two interceptions, two tackles for loss and five passes defensed.

Prior to Jacksonville, Saleh spent three seasons (2011-13) as a defensive quality control coach for the Seattle Seahawks. During his three seasons with the Seahawks, he was responsible for assisting the defensive staff with day-to-day duties with a focus on the linebackers. Working under linebackers coach Ken Norton, Jr., Saleh aided in the development of LB K.J. Wright, LB Bobby Wagner and Super Bowl XLVIII MVP Malcolm Smith.

Before joining the Seahawks, Saleh spent six seasons with the Houston Texans, serving as a coaching intern (2005), defensive assistant (2006-08) and assistant linebackers coach (2009-10). In Houston, Saleh oversaw the growth of the Texans linebackers, including AP Defensive Rookie of the Year performances by DeMeco Ryans (2006) and Brian Cushing (2009). In 2009, the Pro Bowl duo of Ryans and Cushing were the only teammates to both rank among the league's top 10 tacklers, according to game book statistics.

Saleh joined the Texans after three seasons working in the collegiate ranks. He began his career as an offensive assistant/tight ends (2002) and defensive assistant/defensive line (2003) at Michigan State before spending one season (2004) as a defensive assistant/defensive line at Central Michigan and a brief stint (2005) at Georgia as a defensive assistant/linebackers coach.

A native of Dearborn, MI, Saleh attended Northern Michigan University where he started at tight end for four years. Saleh and his wife, Sanaa, have five children: four sons, Adam, Zane, Michael and Sam, and one daughter, Mila.

## SALEH'S BACKGROUND

| YEARS | COACHING BACKGROUND | HEAD COACH |
|---|---|---|
| 2017-current | Defensive Coordinator, San Francisco 49ers | Kyle Shanahan |
| 2014-16 | Linebackers, Jacksonville Jaguars | Doug Marrone/Gus Bradley |
| 2011-13 | Defensive Quality Control, Seattle Seahawks | Pete Carroll |
| 2009-10 | Linebackers, Houston Texans | Gary Kubiak |
| 2006-08 | Defensive Assistant, Houston Texans | Gary Kubiak |
| 2005 | Coaching Intern, Houston Texans | Dom Capers |
| 2005 | Defensive Assistant/Linebackers, University of Georgia | Mark Richt |
| 2004 | Defensive Assistant/Defensive Line, Central Michigan University | Brian Kelly |
| 2003 | Defensive Assistant/Defensive Line, Michigan State University | John Smith |
| 2002 | Offensive Assistant/Tight Ends, Michigan State University | Morris Watts/Bobby Williams |
| 1997-2001 | *Tight End, Northern Michigan University | Eric Holm |

* Player

# RICHARD HIGHTOWER

## SPECIAL TEAMS COORDINATOR

### 11TH NFL SEASON » 2ND WITH 49ERS

Richard Hightower rejoins the 49ers as the team's special teams coordinator, having previously served as assistant special teams coach with the team in 2015. Last season, he worked with the Chicago Bears as their assistant special teams coach.

Hightower has 11 years of coaching experience including ten in the NFL. In 2016, during his stint with the Bears, the kickoff coverage team finished 7th in the NFL in opponent drive start average. Deonte Thompson led the NFL in kickoff returns with 35 and ranked second with 810 yards. Punter returner Eddie Royal scored on a nifty 65-yard touchdown on Monday Night Football vs. the Eagles. Sherrick McManis led the Bears in special-teams tackles and finished top 10 in the NFL, recording 13 stops.

In 2015, Hightower first joined San Francisco as an assistant special teams coach. That season, Hightower helped the 49ers punt coverage unit rank eighth in the NFL allowing just 6.4 yards per return, while working with rookie punter Bradley Pinion. Kicker Phil Dawson was 10th in the NFL with an 88.9 field goal percentage (tied for the fourth highest percentage of his 17-year career).

Hightower spent the 2014 season working on offense in Cleveland assisting with the receivers after working as an assistant special teams coach for four seasons in Washington (2010-13). With Washington, he worked under longtime special teams coordinator Danny Smith. Hightower also spent two seasons (2012-13) as the assistant defensive backs coach with the Redskins. Over his four seasons in Washington, the Redskins were third in the NFL in kickoff coverage, allowing just 21.2 yards per return, including leading the league in 2010 and 2011. Hightower's coaching on special teams helped Lorenzo Alexander lead the NFL with 21 special-teams tackles en route to being named the NFC's special teams player in the Pro Bowl, in 2012. Hightower was also instrumental in the development of first-year kicker Kai Forbath, who broke an NFL record by hitting his first 17 field goal attempts, leading the NFL with a 94.4 field goal percentage.

As assistant defensive back coach, Hightower helped the unit rank sixth in the NFL in interceptions (37) and tie for second in the NFL in interception-return touchdowns (7) over the two-year span. DeAngelo Hall led the NFL in defensive touchdowns (3). In 2012, the Redskins were first in the NFC in passes defensed and had four returned touchdowns.

From 2006-08, Hightower was on Houston's coaching staff as a coaching assistant (2006-07) before being elevated to special teams assistant (2008). In Houston, he served under widely respected then-special teams coordinator Joe Marciano, who has more than 30 years of experience coaching special teams. In 2008, Houston was 11th in the NFL in kickoff coverage (22.3 ypr). Punt returner Jacoby Jones finished fifth in the NFL and second in Texans single-season annals with a 12.1 average, including a franchise single-season record two punt return touchdowns. Kicker Kris Brown set franchise records for points (124), field goals made (29) and field goal percentage (.879). In 2007, the kickoff return unit featuring Jerome Mathis and Andre Davis became only the 4th team in NFL history to score four touchdowns on kickoff return in a single season.

In between his time in Houston and Washington, Hightower spent the 2009 season as wide receivers coach at the University of Minnesota. Under his tutelage, Eric Decker was named a First-Team All-Big Ten selection that season before being selected by the Denver Broncos in the third round (87th overall) of the 2010 NFL Draft.

A native of Houston, TX, Hightower earned his BA in Marketing from the University of Texas where he was a three-year letterman and special teams standout for the Longhorns. He went to Austin as an academic scholar and later earned an athletic scholarship after walking on. Following his senior season, then head coach Mack Brown and his staff voted Hightower the D. Harold Byrd Leadership Award.

Hightower and his wife, Lanet, have two sons, Jaxson and Kaden, and a daughter, Reagan.

## HIGHTOWER'S BACKGROUND

| YEARS | COACHING BACKGROUND | HEAD COACH |
|---|---|---|
| 2017-current | Special Teams Coordinator, San Francisco 49ers | Kyle Shanahan |
| 2016 | Assistant Special Teams, Chicago Bears | John Fox |
| 2015 | Assistant Special Teams, San Francisco 49ers | Jim Tomsula |
| 2014 | Offensive Quality Control, Cleveland Browns | Mike Pettine |
| 2012-13 | Assistant Special Teams/Assistant Defensive Backs, Washington Redskins | Mike Shanahan |
| 2010-11 | Assistant Special Teams, Washington Redskins | Mike Shanahan |
| 2009 | Wide Receivers, University of Minnesota | Tim Brewster |
| 2008 | Special Teams Assistant, Houston Texans | Gary Kubiak |
| 2006-07 | Coaching Assistant, Houston Texans | Gary Kubiak |
| 1999-2002 | *Wide Receiver, University of Texas | Mack Brown |

* Player

# JON EMBREE

## ASSISTANT HEAD COACH/TIGHT ENDS

### 9TH NFL SEASON » 1ST WITH 49ERS

Jon Embree enters his first season as the 49ers assistant head coach/tight ends coach after spending the previous three seasons (2014-16) as the tight ends coach of the Tampa Bay Buccaneers.

In 2016, Embree helped TE Cameron Brate establish career highs in three major categories including with 57 receptions for 660 yards and eight touchdowns, tied for the most in the NFL. Combined with four touchdown receptions from TE Austin Seferian-Jenkins and one each from TE Brandon Myers and TE Alan Cross, Buccaneers tight ends caught 11 touchdowns, the most for the team since 1985, when Tampa Bay tight ends combined for 13 touchdown receptions.

In 2015, Seferian-Jenkins was limited to seven games, but still improved his receiving numbers from his rookie season, recording 21 receptions for 338 yards and four touchdowns. Seferian-Jenkins' 16.1 receiving average was the second-highest of any tight end in the NFL (New England TE Rob Gronkowski – 16.3 yards per reception) with at least 20 receptions. Embree also oversaw the development of Brate in his first year, who started the season on the team's practice squad but finished the year with 23 receptions for 288 yards and three touchdowns.

In 2014, Embree worked with Seferian-Jenkins who recorded 21 receptions for 221 yards and two touchdowns in nine games. His reception total and receiving yards were the fourth-most ever by a Buccaneers rookie tight end, while his two touchdown receptions tied for the third-most.

Prior to Tampa Bay, Embree spent the 2013 season as the tight ends coach with Cleveland Browns. With Embree's guidance, TE Jordan Cameron earned a Pro Bowl berth and ranked second in the NFL in receiving yards (917) by a tight end behind New Orleans TE Jimmy Graham (1,215) and third in receptions (80) by a tight end behind Graham (86) and Atlanta Falcons TE Tony Gonzalez (80).

Embree joined the Buccaneers after spending two years (2011-12) as head coach at the University of Colorado and one season (2010) as the tight ends coach for the Washington Redskins. That season, TE Chris Cooley ranked second in the NFL in receptions (77) by a tight end behind Dallas Cowboys TE Jason Witten (94) and third in receiving yards (849) by a tight end behind Witten (1,002) and San Francisco 49ers TE Vernon Davis (914).

Embree first entered the NFL coaching ranks in 2006, where he spent three seasons (2006-08) as the tight ends coach for the Kansas City Chiefs. In 2008, TE Tony Gonzalez paced all NFL tight ends with 96 receptions for 1,058 yards and 10 touchdowns. In 2007, Gonzalez led all tight ends with 99 receptions for 1,172 yards while adding 5 touchdowns. In 2006, Gonzalez ranked second among all tight ends in both receptions (73) and receiving yards (900) . Gonzalez was named to the Pro Bowl and All-Pro in each of his three seasons working with Embree.

Prior to joining the NFL, Embree spent 13 years at the collegiate level, including three seasons at UCLA, where he served as assistant head coach/wide receivers (2003) and assistant head coach/tight ends (2004-05).

From 1993 to 2002, Embree was at the University of Colorado where he spent 10 years serving in a variety of roles. He was the tight ends coach for two seasons (1993-94) before moving to defensive ends coach for four years (1995-98). Embree returned to his role as tight ends coach for two years in 1999 before spending two seasons as the wide receivers/kickers coach (2001-02).

Embree began his coaching career at Colorado as a volunteer assistant coach in 1991 before spending one year as the receivers/tight ends coach at Douglas County (CO) High School.

Originally a 6th round pick (166th overall) of the Los Angeles Rams in 1987, Embree appeared in 13 games over two seasons with LA before suffering a career-ending elbow injury in 1989 while with the Seattle Seahawks.

A native of Englewood, CA, Embree lettered four seasons (1983-86) as a tight end at the University of Colorado and ended his career in the top five in both career receptions (80) and yards (1,116) along with five touchdowns. He graduated with a degree in communications in 1987. Embree and his wife, Natalyn, have three children: two sons, Taylor and Connor, and one daughter, Hannah.

## EMBREE'S BACKGROUND

| YEARS | COACHING BACKGROUND | HEAD COACH |
|---|---|---|
| 2017-current | Assistant Head Coach/Tight Ends, San Francisco 49ers | Kyle Shanahan |
| 2014-16 | Tight Ends, Tampa Bay Buccaneers | Dirk Koetter/Lovie Smith |
| 2013 | Tight Ends, Cleveland Browns | Rob Chudzinski |
| 2011-12 | Head Coach, University of Colorado | --- |
| 2010 | Tight Ends, Washington Redskins | Mike Shanahan |
| 2006-08 | Tight Ends, Kansas City Chiefs | Herm Edwards |
| 2004-05 | Assistant Head Coach/Tight Ends, UCLA | Karl Dorrell |
| 2003 | Assistant Head Coach/Wide Receivers, UCLA | Karl Dorrell |
| 2001-02 | Wide Receivers/Kickers, University of Colorado | Gary Barnett |
| 1999-2000 | Tight Ends, University of Colorado | Gary Barnett |
| 1995-98 | Defensive Ends, University of Colorado | Rick Neuheisel |
| 1993-94 | Tight Ends, University of Colorado | Bill McCartney |
| 1992 | Receivers/Tight Ends, Douglas County (CO) High School | |
| 1991 | Volunteer Assistant Coach, University of Colorado | Bill McCartney |
| 1989 | *Tight End, Seattle Seahawks | Chuck Knox |
| 1987-88 | *Tight End, Los Angeles Rams | John Robinson |
| 1983-86 | *Tight End, University of Colorado | Bill McCartney |

* Player

# JOHN BENTON

## OFFENSIVE LINE

### 14TH NFL SEASON » 1ST WITH 49ERS

John Benton, a veteran of 30 years of coaching experience, including 13 seasons in the NFL, enters his first season as the 49ers offensive line coach.

In 2016, Benton served as an assistant offensive line coach for the Jacksonville Jaguars. Under the guidance of Benton and assistant head coach/offensive line coach Doug Marrone, the Jaguars offensive line allowed 34 sacks, the fewest sacks allowed in a single season since 2007 (31) and 17 fewer than the team allowed in 2015. Seeing improvement as the season progressed, the Jaguars offense ranked fifth in rushing yards per game (124.5) during the second half of the 2016 season (Weeks 9-16).

Prior to Jacksonville, Benton spent two seasons (2014-15) as the offensive line coach for the Miami Dolphins. In 2015, the Dolphins averaged 4.35 yards per carry, good for ninth in the NFL while RB Lamar Miller tied a career high with eight rushing touchdowns.

In 2014, Benton's offensive line helped the Dolphins offense produce 361 first downs, tied for the second-most in franchise history and the most since 1985, when the team had the same amount. The line paved the way for Miller, who surpassed the 1,000-yard rushing mark (1,099) for the first time in his career, and helped protect QB Ryan Tannehill, whose 4,045 passing yards were the most by a Miami quarterback since Dan Marino (4,453 yards) in 1994. Miller and Tannehill combined to become the first duo in franchise history to produce a 1,000-yard rusher and 4,000-yard passer in a season.

Prior to Miami, Benton served as the offensive line coach for the Houston Texans for eight seasons (2006-13). With the Texans, Benton's offensive line was instrumental in establishing one of the NFL's top-ranked offensive attacks, setting franchise marks for rushing yards (2,448) in 2011, and passing yards (4,654) and total offense (6,129 yards) in 2009. Behind All-Pro T Duane Brown and All-Pro C Chris Myers, Houston's offensive line helped All-Pro RB Arian Foster become the 13th fastest player in NFL history to reach 5,000 career rushing yards. Additionally, Foster registered three consecutive 1,000-yard seasons (2010-12) and a franchise-record 25 career 100-yard rushing games.

In 2012, Benton's offensive line anchored Houston's third consecutive 2,000-yard rushing season as Foster led the NFL with 15 rushing touchdowns. Foster surpassed the 1,000-yard mark for the third consecutive season behind the play of Myers and Brown. Houston's offense ranked seventh in yards per game (372.1) and eighth in points per game (26.0) while allowing 28 sacks, the fourth fewest in the AFC.

The Texans offensive line helped pave the way for a franchise record 2,448 rushing yards in 2011. Excelling in the playoffs, Houston averaged 159.5 rushing yards per game in helping the Texans reach the Divisional round. For the first time in franchise history, the Texans had two players eclipse 900 rushing yards in the same season as Foster recorded 1,224 yards and RB Ben Tate notched 942 yards on the ground. Both Foster and Tate rushed for 100-or-more yards in the same game twice during the 2010 season, making Houston just the sixth team since 1985 to accomplish that feat. In Benton's system, Myers was selected to his first Pro Bowl while Brown was selected as a Second-Team All-Pro by the Associated Press.

Benton's unit paved the way for another record-setting season for Houston's offense in 2010. The Texans ranked third in the NFL with a franchise-record 6,186 yards of offense (386.6 yards per game) and helped Foster lead the NFL in rushing yards (1,616) and total touchdowns (18; 16 rushing, two receiving), each setting a new single-season franchise record.

In 2009, the line provided protection for the NFL's passing leader, QB Matt Schaub, who threw for 4,770 yards and 29 touchdowns. The offense ranked fourth in the NFL with an average 383.1 yards per game. The passing attack led the NFL with 290.9 yards per game while Benton's offensive line group gave up the fifth-fewest sacks in the league (25).

Benton's line featured the same starting lineup for all 16 games, a first in Texans history in 2008. The offensive line paved the way for rookie running back Steve Slaton to set a then-franchise record with 1,282 rushing yards, while the offense ranked third in the NFL with 6,113 total yards.

In 2007, Benton's offensive line group allowed 22 sacks, the lowest total allowed in franchise history. In his first season in Houston, Benton oversaw an offensive line that surrendered 25 fewer sacks (43) than in 2005 (68).

Prior to joining the Texans in 2006, Benton spent two seasons (2004-05) with the St. Louis Rams, coaching an offensive line that was anchored by All-Pro T Orlando Pace. In 2005, the Rams offensive line helped All-Pro RB Stephen Jackson rush for 1,046, the first 1,000-yard season of his career.

Prior to the NFL, Benton spent 17 years coaching at the collegiate level. He began his coaching career as a graduate assistant at Colorado State (1987-90) before moving on to California University (PA), where he coached the offensive line and served as the recruiting coordinator (1990-94).

Benton returned to Colorado State in 1995, where he spent nine years as offensive line coach (1995-99) and co-offensive coordinator (2000-03).

A native of Durango, CO, Benton was a four-year starter as an offensive lineman at Colorado State (1983-86) and earned honorable mention All-WAC honors during his junior and senior seasons. He was named to the WAC's All-Academic team as a senior in 1986. Benton and his wife, Nicole, have two children: Gabrielle and Paige.

## BENTON'S BACKGROUND

| YEARS | COACHING BACKGROUND | HEAD COACH |
|---|---|---|
| 2017-current | Offensive Line, San Francisco 49ers | Kyle Shanahan |
| 2015-16 | Assistant Offensive Line, Jacksonville Jaguars | Doug Marrone/Gus Bradley |
| 2014-15 | Offensive Line, Miami Dolphins | Dan Campbell/Joe Philbin |
| 2006-13 | Offensive Line, Houston Texans | Wade Phillips/Gary Kubiak |
| 2004-05 | Offensive Line, St. Louis Rams | Joe Vitt/Mike Martz |
| 2000-03 | Co-Offensive Coordinator/Offensive Line, Colorado State University | Sonny Lubick |
| 1995-99 | Offensive Line, Colorado State University | Sonny Lubick |
| 1990-94 | Offensive Line, California University (PA) | Kevin Donley/Jeff Petrucci |
| 1987-90 | Graduate Assistant, Colorado State University | Earle Bruce/Leon Fuller |
| 1983-86 | *Offensive Lineman, Colorado State University | Leon Fuller |

* Player

# DANIEL BULLOCKS

## ASSISTANT DEFENSIVE BACKS

### 2ND NFL SEASON » 1ST WITH 49ERS

Daniel Bullocks enters his first season as the 49ers assistant defensive backs coach after spending the 2016 season in the same role with the Jacksonville Jaguars.

In 2016, Bullocks worked with defensive backs coach DeWayne Walker and helped the Jaguars pass defense rank third in fewest yards allowed per pass attempt (6.58), fifth in fewest passing yards per game allowed (215.3), sixth in fewest total yards allowed (321.7 yards allowed per game and eighth in third down conversion defense (37.1%). CB Jalen Ramsey, selected fifth overall in the 2016 NFL Draft, started all 16 games for Jacksonville while leading the team and all rookies with 14 passes defensed en route to being named to the PFWA All-Rookie team. In Week 15 against Tennessee, Ramsey intercepted Titans QB Matt Cassel in the fourth quarter and returned it 30 yards for a touchdown, becoming the first rookie in franchise history to record an interception return for a touchdown. According to game book statistics, S Johnathan Cyprien led all defensive backs with 126 tackles.

Prior to Jacksonville, Bullocks spent one season (2015) as assistant coach/cornerbacks at Eastern Michigan University. Bullocks helped EMU improve from 11th in pass defense in 2014 (274.8 pass yards allowed per game) to second in pass defense (202.8 pass yards allowed per game) in 2015 among Mid-American Conference teams.

Prior to Eastern Michigan, Bullocks spent three seasons (2012-14) at the University of Northern Iowa where he served as assistant coach/secondary. In three seasons at UNI, Bullocks helped the Panthers reach new heights, spending a combined 23 weeks ranked in the Football Championship Subdivision (FCS) polls.

During the 2014 campaign, Bullocks' secondary totaled 17 interceptions and three players from his defensive backfield were recognized by the Missouri Valley Football Conference (MVFC) for all-conference accolades. UNI ranked second in scoring defense (19.9 points per game allowed), second in total defense (313.6 yards per game allowed) and fifth in passing defense (206.6 pass yards allowed per game) among all MVFC teams. Nationally among all FCS teams, UNI ranked first in sacks (46) and eight in fewest rushing yards allowed (107.0).

In 2013, Northern Iowa ranked second in scoring defense (18.8 points per game allowed), third in total defense (334.5 yards per game allowed) and fifth in passing defense (202.9 pass yards allowed per game) among all MVFC teams. Under Bullock's guidance, CB Ray Mitchell ranked second in the conference with four interceptions.

Originally a second-round pick (40th overall) by the Detroit Lions in the 2006 draft, Bullocks appeared in 31 games (22 starts) and totaled 115 tackles, four passes defensed, three fumble recoveries, one forced fumble and 1.0 sack during his four-year (2006-09) NFL career with Detroit. In 2008, he was the team's Ed Block Courage Award winner and was recipient of the Chuck Hughes Most Improved Player Award.

Bullocks played collegiately at the University of Nebraska (2001-05), where he appeared in 48 games at safety and recorded 226 tackles, the third most in school history among defensive backs. In 2005, he earned Second-Team All-Big 12 honors and was named to the Big 12 Fall Commissioner's Academic Roll in 2005. That season, he set the school record with 22 passes defensed as a safety while the Blackshirts led the nation with 50 sacks.

In 2003, the Blackshirts led the nation in pass efficiency defense (88.66) and turnover margin (+1.77 per game) while ranking second in scording defense (14.5 points per game allowed) and 11th in total defense (297.2 yards allowed per game). That season, the Blackshirts set the Big 12 and school record with 32 interceptions.

A native of Chattanooga, TN, Bullocks earned his degree in sociology in 2005. He is the founder of the Bullocks Foundation, which mentors and establishes scholarships for student-athletes to further education in his hometown. Bullocks and his wife, Vanessa have four children: Bella, Thalia, Starlet and Liv.

## BULLOCKS' BACKGROUND

| YEARS | COACHING BACKGROUND | HEAD COACH |
|---|---|---|
| 2017 | Assistant Defensive Backs, San Francisco 49ers | Kyle Shanahan |
| 2016 | Assistant Defensive Backs, Jacksonville Jaguars | Doug Marrone/Gus Bradley |
| 2015 | Assistant Coach/Cornerbacks, Eastern Michigan University | Chris Creighton |
| 2013-14 | Assistant Coach/Secondary, University of Northern Iowa | Mark Farley |
| 2006-10 | *Safety, Detroit Lions | Jim Schwartz/Rod Marinelli |
| 2001-05 | *Safety, University of Nebraska | Bill Callahan/Frank Solich |

* Player

# TAYLOR EMBREE

## OFFENSIVE QUALITY CONTROL

### 2ND NFL SEASON » 1ST WITH 49ERS

Taylor Embree enters his second season in the NFL and first with the 49ers as an offensive quality control coach. He joins San Francisco after spending the 2016 season as a defensive assistant with the Kansas City Chiefs.

With Kansas City, Embree worked with a Chiefs defense that led the NFL with 104 passes defensed and tied for the most interceptions (18). Prior to his year in Kansas City, Embree was a graduate assistant/offensive assistant for the UCLA football program in 2014 as well as a graduate assistant/defensive assistant for the school the year prior. He joined UCLA after one year (2012) as a graduate assistant/offensive assistant at UCLA.

Embree played collegiately at UCLA for four seasons (2008-11) where he ranked third on the team in receptions (20) as a senior after either leading or ranking second in catches and receiving yards in each of his first three seasons. He appeared in all 50 games (32 starts) at UCLA and finished with 137 receptions for 1,776 yards (13.0 average) and four touchdowns.

Embree left UCLA ranked eighth on the school's all-time list for receptions and 13th in receiving yards. After going undrafted in the 2012 NFL Draft, Embree signed with the San Diego Chargers where he spent training camp with the team.

A native of Denver, CO, Embree attended William S. Hart (Santa Clarita, CA) HS and is the son of current 49ers assistant head coach/tight ends coach Jon Embree.

## EMBREE'S BACKGROUND

| YEARS | COACHING BACKGROUND | HEAD COACH |
|---|---|---|
| 2017-current | Offensive Quality Control, San Francisco 49ers | Kyle Shanahan |
| 2016 | Defensive Assistant, Kansas City Chiefs | Andy Reid |
| 2014 | Graduate Assistant/Offense, UCLA | Jim Mora |
| 2013 | Graduate Assistant/Defense, UCLA | Jim Mora |
| 2012 | Graduate Assistant/Offense, UNLV | Bobby Hauck |
| 2008-11 | *Wide Receiver, UCLA | Mike Johnson/ Rick Neuheisel |

*Player

# JEFF HAFLEY

## DEFENSIVE BACKS

### 6TH NFL SEASON » 2ND WITH 49ERS

Jeff Hafley enters his second season as the 49ers defensive backs coach after spending the previous two seasons (2014-15) as the secondary coach with the Cleveland Browns.

Last season, Hafley worked with a 49ers secondary that saw CB Tramaine Brock and DB Jimmie Ward each register career highs in passes defensed. Rookie CB Rashard Robinson played in 14 games (six starts) as he finished third on the team with eight passes defensed and one interception. San Francisco's defense saw its pass defense go from 27th in the NFL the year prior to 14th in 2016 (240.5).

In 2015, S Donte Whitner finished second on the team with 81 tackles while adding four passes defensed and a career-high 1.5 sacks, while CB Tramon Williams led the team with 10 passes defensed.

During his first season as the secondary coach with the Browns in 2014, Cleveland led the NFL in opponent passer rating (74.1), opponent completion percentage (57.1) and passes defensed (99) while finishing second in the league with 21 interceptions, the team's highest total since 2008. CB Joe Haden, Whitner and S Tashaun Gipson were each selected to the Pro Bowl, marking the first time in franchise history that three defensive backs were selected to the Pro Bowl in the same year. Despite missing the final five games of the season, Gipson finished second in the NFL with six interceptions. Cleveland allowed 69 fewer points than they did in 2013 and ranked ninth in scoring defense (21.1 PPG). His secondary was part of a defensive unit that led the NFL in opponent quarterback rating (74.1), ranked second in interceptions (21), and tied for fourth in takeaways (29) in 2014.

Prior to joining the Browns, Hafley spent two years (2012-13) with the Tampa Bay Buccaneers. In 2013, as the team's secondary/safeties coach, Hafley oversaw a unit that finished tied for third in the league in interceptions (21) and takeaways (31). CB Darrell Revis earned Pro Bowl honors as he registered 50 tackles and 11 passes defended.

In 2012, his first year in the NFL, Hafley served as an assistant defensive backs coach for the Buccaneers. He helped rookie S Mark Barron finish second among rookie defensive backs in tackles (88) and passes defensed (10) while CB Ronde Barber registered a team-high four interceptions in his transition from cornerback to safety.

Before entering the NFL, Hafley spent 11 seasons in the collegiate ranks, including coaching stints at Rutgers University (2011), the University of Pittsburgh (2006-10), the University of Albany (2002-05) and Worcester Polytechnic University (2001).

During Hafley's only season at Rutgers, the Scarlet Knights were the ninth-ranked passing defense in the country (172.3 yards per game) while S Duron Harmon earned First-Team All-Big East honors and CB Logan Ryan received a second-team selection. Both Harmon and Ryan were drafted in the third round of the 2013 NFL draft by the New England Patriots.

Prior to joining Rutgers, Hafley spent five seasons at the University of Pittsburgh, coaching the secondary (2008-10) and as a defensive assistant/cornerbacks coach (2006-07).

In 2010, Pittsburgh ranked 15th in the country in points allowed per game (19.0) and 19th in passing yards allowed per game (185.1). Hafley coached a secondary that recorded 15 interceptions and 52 passes defensed in helping Pittsburgh to a 10-3 record in 2009. In Hafley's first season as the secondary coach for Pittsburgh in 2008, the unit registered 16 interceptions and 53 passes defensed while allowing 193.0 passing yards per game.

During his first season at Pittsburgh (2006), he helped mentor CB Darrell Revis, who was named a finalist for the Jim Thorpe Award as the nation's top cornerback and was selected in the first round of the 2007 NFL Draft (14th overall) by the New York Jets.

Hafley began his coaching career as the running backs coach at Worcester Polytechnic University (2001) prior to spending four seasons at the University of Albany, where he was a defensive tackles coach (2002-03) and defensive backs coach (2004-05). During his time at Albany, Hafley oversaw the development of CB Kurt Campbell, who went on to become the first player in school history to be selected in the NFL Draft.

A native of Montvale, NJ, Hafley was a four-year wide receiver at Siena College from 1997-2000. He graduated cum laude in 2001 with a bachelor's degree in history from Siena and earned his master's from Albany in 2003. Hafley is married to the former Gina Pomponio. They have one daughter, Hope Elyse.

## HAFLEY'S BACKGROUND

| YEARS | COACHING BACKGROUND | HEAD COACH |
|---|---|---|
| 2016-current | Defensive Backs, San Francisco 49ers | Kyle Shanahan/Chip Kelly |
| 2014-15 | Secondary, Cleveland Browns | Mike Pettine |
| 2013 | Secondary/Safeties, Tampa Bay Buccaneers | Greg Schiano |
| 2012 | Assistant Defensive Backs, Tampa Bay Buccaneers | Greg Schiano |
| 2011 | Secondary, Rutgers University | Greg Schiano |
| 2008-10 | Secondary, University of Pittsburgh | Dave Wannstedt |
| 2006-07 | Defensive Assistant/Cornerbacks, University of Pittsburgh | Dave Wannstedt |
| 2004-05 | Defensive Backs, University of Albany | Bob Ford |
| 2002-03 | Defensive Tackles, University of Albany | Bob Ford |
| 2001 | Running Backs, Worcester Polytechnic University | Ed Zaloom |
| 1997-2000 | *Wide Receiver, Siena College | Jay Bateman/Chris Phelps/ Ed Zaloom |

* Player

# JOHNNY HOLLAND

## LINEBACKERS

### 19TH NFL SEASON » 1ST WITH 49ERS

Johnny Holland enters his first season as the 49ers linebackers coach after spending the 2016 season as the inside linebackers coach with the Cleveland Browns.

With Cleveland, Holland worked with a linebacking corps that was lead by LBs Christian Kirksey and Demario Davis. In his first season as a full-time starter, Kirksey registered a career-high 143 tackles, the fifth-most in the NFL according to game book statistics. After signing with the Browns as a free agent, Davis finished second on the team with 99 tackles.

Holland went to Cleveland following three seasons (2013-15) in the Canadian Football League (CFL). He served as the linebackers coach with the B.C. Lions from 2014-15 and the Saskatchewan in 2013 and helped guide the Roughriders win the Grey Cup in his lone season with the team.

Before his time in the CFL, Holland was linebackers coach with the Oakland Raiders (2012) after one season (2011) with the Virginia Destroyers of the United Football League (UFL), helping the team win the league championship.

Holland served as linebackers coach for five seasons (2006-10) with the Houston Texans. Under Holland's tutelage, LB DeMeco Ryan (2006) and LB Brian Cushing (2009) each earn Associated Press Defensive Rookie of the Year honors. In 2009, Cushing registered 133 tackles, according to game book statistics, four sacks and four interceptions as the Texans reached nine wins, the highest total in franchise history at the time. In 2006, Ryan finished with 156 tackles, according to game book statistics, the most by an NFL rookie in 20 years.

Prior to working in Houston, Holland spent three seasons with the Detroit Lions. He began with Detroit as a defensive assistant from 2003-04 before moving to linebackers coach in 2005. He also spent three seasons with Seattle as the team's assistant special teams/assistant strength and conditioning coach (2000) and linebackers coach (2001-02).




Holland began coaching in the NFL as a defensive quality control coach with the Green Bay Packers from 1995-97. In 1998, he coached the Packers special teams and later spent one season (1999) as the team's linebackers coach. He was part of Green Bay's staff that won back-to-back NFC Championships, including a victory in Super Bowl XXXI.

Originally a second-round (41st overall) draft pick by the Packers in the 1987 NFL Draft, Holland played seven seasons (1987-93) with the Packers where he registered 100-or-more tackles in each of his final six seasons. In 1992, he led Green Bay with 145 tackles and helped the team to its first playoff victory in 11 years. Holland was inducted in the Packers Hall of Fame in 2001.

A native of Hempstead, TX, Holland was a four-year letterman (1983-86) at Texas A&M University where he led the Aggies in tackles in each of his final three seasons. He was enshrined in the Texas A&M Hall of Fame in 1993 as well as the Cotton Bowl Hall of Fame in 2000.

Holland and his wife, Faith, have two children: son, Jordan, and daughter, Joli.

## HOLLAND'S BACKGROUND

| YEARS | COACHING BACKGROUND | HEAD COACH |
|---|---|---|
| 2017-current | Linebackers, San Francisco 49ers | Kyle Shanahan |
| 2016 | Inside Linebackers, Cleveland Browns | Hue Jackson |
| 2014-15 | Linebackers, BC Lions (CFL) | Jeff Tedford/ Mike Benevides |
| 2013 | Linebackers, Saskatchewan Roughriders (CFL) | Corey Chamblin |
| 2012 | Linebackers, Oakland Raiders | Dennis Allen |
| 2011 | Linebackers, Virginia Destroyers (UFL) | Marty Schottenheimer |
| 2006-10 | Linebackers, Houston Texans | Gary Kubiak |
| 2005 | Linebackers, Detroit Lions | Dick Jauron/Steve Mariucci |
| 2003-04 | Defensive Assistant, Detroit Lions | Steve Mariucci |
| 2001-02 | Linebackers, Seattle Seahawks | Mike Holmgren |
| 2000 | Assistant Special Teams/Assistant Strength & Conditioning, Seattle Seahawks | Mike Holmgren |
| 1999 | Linebackers, Green Bay Packers | Ray Rhodes |
| 1998 | Special Teams, Green Bay Packers | Mike Holmgren |
| 1995-97 | Defensive Quality Control, Green Bay Packers | Mike Holmgren |
| 1987-93 | *Linebacker, Green Bay Packers | Mike Holmgren/Lindy Infante/Forrest Gregg |
| 1983-86 | *Linebacker, Texas A&M University | Jackie Sherrill |

* Player

# STAN KWAN

## ASSISTANT SPECIAL TEAMS

### 27TH NFL SEASON » 1ST WITH 49ERS

Stan Kwan enters his 27th season in the NFL and first as the 49ers assistant special teams coach. He joins San Francisco after four seasons (2013-16) as the assistant special teams coach with the New Orleans Saints.

In 2016, Saints P Thomas Morstead ranked fourth in the NFL with a 48.3 punting average. Rookie K Wil Lutz made 28 of his 34 field goal attempts (82.4 percent) and 49 of 50 extra points last season.

New Orleans' punt return unit was led by rookie RB/RS Marcus Murphy in 2015, who returned the first punt for a touchdown by a member of the Saints since 2011, scoring on a 74-yard punt return at Carolina. The units also registered a blocked punt recovered for a touchdown, blocked two kicks, returning one blocked extra point attempt for the first defensive two-point conversion since the NFL implemented 2015 rules changes.

Kwan joined New Orleans after three seasons (2010-12) in the same role with the Buffalo Bills. In 2012, the Bills led the NFL in punt return average (17.1 average), registered two return touchdowns and ranked fourth in kickoff return average (27.0). In 2011, the Bills kickoff coverage units held opponents to 20.4 yards per return, also leading the NFL. The punt return unit finished tied for first in the AFC and third in the NFL with a 12.7 average.

Prior to his time in Buffalo, Kwan spent six seasons with the Detroit Lions (2004-09), his second stint with the team. In those six years, the Lions blocked 16 kicks, the second-most in the NFL over that timespan. Kwan served as Detroit's special teams coordinator from 2008-09. In 2009, the Lions ranked fifth in the NFC in average starting field position (27.0 yard line) and tied for fourth in the NFL with three special teams takeaways. In 2008, the Lions led the NFL with five special teams takeaways and a plus-four turnover margin. That same season, K Jason Hanson kicked a NFL-high eight field goals from 50-or-more yards.

From 2001-03, Kwan worked as a special teams assistant/defensive quality control coach for the Arizona Cardinals. He went to Arizona following his first stint with the Lions from 1997-2000 as an offensive and special teams assistant. He first entered the NFL in 1991 as a coaching assistant with the San Diego Chargers and served as an offensive and special teams assistant with the Chargers from 1991-96.

A native of Phoenix, AZ, Kwan played baseball collegiately at San Diego State University for three years and earned his bachelor's degree in criminal justice. He spent one year at South Mountain Community College (Phoenix, AZ) prior to attending San Diego State where he was the first freshman to be named captain of the baseball team.

Kwan attended Phoenix Camelback High School where he set school career records for batting average, runs scored, stolen bases, on-base percentage and walks. In his junior year, Camelback was the top-ranked team in the state and was ranked 16th in the nation. He earned all-state honors twice as a shortstop and doubled as the school's quarterback, where he set the school single-game passing record (327 yards).

## KWAN'S BACKGROUND

| YEARS | COACHING BACKGROUND | HEAD COACH |
|---|---|---|
| 2017-current | Assistant Special Teams, San Francisco 49ers | Kyle Shanahan |
| 2013-16 | Assistant Special Teams, New Orleans Saints | Sean Payton |
| 2010-12 | Assistant Special Teams, Buffalo Bills | Chan Gailey |
| 2007-09 | Assistant Special Teams, Detroit Lions | Jim Schwartz/Rod Marinelli |
| 2006 | Assistant Special Teams, Detroit Lions | Rod Marinelli |
| 2004-05 | Assistant Special Teams/Offensive Assistant, Detroit Lions | Dick Jauron/Steve Mariucci |
| 2001-03 | Assistant Special Teams/Defensive Quality Control, Arizona Cardinals | Dave McGinnis |
| 1997-2000 | Assistant Special Teams/Offensive Assistant, Detroit Lions | Gary Moeller/Bobby Ross |
| 1996 | Offensive Assistant, San Diego Chargers | Bobby Ross |
| 1993-95 | Assistant Special Teams/Offensive Assistant, San Diego Chargers | Bobby Ross |
| 1991-92 | Coaching Assistant, San Diego Chargers | Bobby Ross |

# MIKE LaFLEUR

## WIDE RECEIVERS/PASSING GAME SPECIALIST

### 4TH NFL SEASON » 1ST WITH 49ERS

Mike LaFleur enters his first season as the 49ers wide receivers coach/passing game specialist having spent the previous two seasons (2015-16) as an offensive assistant with the Atlanta Falcons.

In 2016, LaFleur worked with the Falcons wide receiving corps, where WR Julio Jones finished second in the NFL with 1,409 receiving yards and WR Mohamed Sanu set a new career high with 59 receptions.

In his first year in Atlanta, LaFleur assisted the Falcons tight ends, where TE Jacob Tamme registered 59 receptions for a career-best 657 yards.

LaFleur first entered the NFL in 2014 as an offensive coaching intern with the Cleveland Browns. That season, he worked with the offensive line, who helped RBs Isaiah Crowell and Terrance West combine to rush for 1,280 yards on 319 carries (4.0 average) as Cleveland ranked fourth in the NFL with 17 rushing touchdowns.

Prior to Cleveland, LaFleur was the offensive coordinator/quarterbacks/wide receivers coach at Davidson College in 2013.

Before joining Davidson, he spent three seasons at Saint Joseph's College as quarterbacks coach (2010) and offensive coordinator (2011-12).

LaFleur began his coaching career at his alma mater, Elmhurst College, in 2009 as an offensive assistant working with the school's quarterbacks. Other responsibilities included film analysis, offensive game planning and directing the scout team.

A native of Mount Pleasant, MI, LaFleur was a team captain and three-time letter winner as a quarterback and safety at Elmhurst. He graduated with bachelor's degree in physical education in 2009. His brother, Matt LaFleur, is the offensive coordinator of the Los Angeles Rams. LaFleur married his wife, Lauren, in July of 2010. The couple has one daughter, Addison.

## LaFLEUR'S BACKGROUND

| YEARS | COACHING BACKGROUND | HEAD COACH |
|---|---|---|
| 2017-current | Wide Receivers/Passing Game Specialist, San Francisco 49ers | Kyle Shanahan |
| 2015-16 | Offensive Assistant (Tight Ends & Wide Receivers), Atlanta Falcons | Dan Quinn |
| 2014 | Offensive Intern (Offensive Line), Cleveland Browns | Mike Pettine |
| 2013 | Offensive Coordinator/Quarterbacks/Wide Receivers, Davidson College | Paul Nichols |
| 2011-12 | Offensive Coordinator, Saint Josephs College | Cory Sanders |
| 2010 | Passing Game Coordinator/Quarterbacks, Saint Joseph's College | A.J. Ricker |
| 2009 | Offensive Assistant, Elmhurst College | Tim Lester |
| 2005-08 | *Quarterback/Safety, Elmhurst College | Tim Lester/Tom Journell |

* Player

# TEM LUKABU

## DEFENSIVE QUALITY CONTROL

### 4TH NFL SEASON » 2ND WITH 49ERS

Tem Lukabu enters his fourth season in the NFL and second with the 49ers as the team's defensive quality control coach.

In 2016, Lukabu assisted defensive backs coach Jeff Hafley, who guided a 49ers secondary that saw CB Tramaine Brock and DB Jimmie Ward each register career highs in passes defensed.

In 2015, Lukabu served as the linebackers coach at Florida International University, where he helped freshman LB Anthony Wint earn all-conference honors. In 2014, he served as the outside linebackers coach at his alma mater, Colgate University.

Prior to his time at Colgate, Lukabu spent two seasons (2012-13) as a defensive assistant for the Tampa Bay Buccaneers. In 2013, LB LaVonte David registered career highs in sacks (7.0) and interceptions (three) en route to earning First-Team All-Pro honors. In 2012, Lukabu assisted the Buccaneers defense, which ranked first in the NFL against the run after finishing the 2011 season last in that category. During his time in Tampa Bay, he worked with DT Gerald McCoy, who was named to the first two Pro Bowls of his career and First-Team All-Pro honors in both 2012 and 2013.

Lukabu joined Tampa Bay following two seasons (2010-11) at Rutgers University, where he coached outside linebackers. In 2011, Lukabu coached LB Khaseem Greene, who led the team with 144 tackles and earned conference Co-Defensive Player of the Year honors, the first player in Rutgers history to do so.

Before working with the Scarlet Knights, Lukabu spent two seasons (2008-09) as linebackers coach at the University of Rhode Island, mentoring LB Matt Hansen, a Second-Team All-Colonial Athletic Association and All-New England Sports Writer honoree, and LB Rob Damon, a Third-Team Football Championship Subdivision All-American and Third-Team All-CAA recipient.

Lukabu began his coaching career working in player development at Rutgers (2006-08), where he was responsible for the academic growth and development of football players, monitoring the academic performance of specific players with special needs and assisting in the execution of plans and academic goals set for the team.

A former linebacker, Lukabu was a four-year letterman and a three-year starter at Colgate University (2000-03). The Raiders won back-to-back Patriot League titles as Lukabu was named the conference's Defensive Player of the Year in both 2002 and 2003, becoming the first player to claim that honor twice. He was a First-Team All-Patriot League selection both seasons and was named a Third-Team Associated Press All-American. He was a finalist for the Buck Buchanan Award, given to the national defensive player of the year.

Born in Kinshasa, the capital and largest city in the Democratic Republic of the Congo in central Africa, Lukabu earned his bachelor of arts degree in history with a minor in political science from Colgate in 2004. He is married to the former Kate Barrett, who was team captain for Colgate women's soccer, a two-time All-Patriot League performer and the Patriot League's 2003 Offensive Player of the Year. The couple has three children: two daughters, Zaida and Kamryn, and one son, Pax.

## LUKABU'S BACKGROUND

| YEARS | COACHING BACKGROUND | HEAD COACH |
|---|---|---|
| 2016-current | Defensive Quality Control, San Francisco 49ers | Kyle Shanahan/Chip Kelly |
| 2016 | Linebackers, Western Michigan University | Rick Stockstill |
| 2015 | Linebackers, Florida International University | Ron Turner |
| 2014 | Outside Linebackers, Colgate University | Dan Hunt |
| 2012-13 | Defensive Assistant, Tampa Bay Buccaneers | Greg Schiano |
| 2010-11 | Outside Linebackers, Rutgers University | Greg Schiano |
| 2008-09 | Linebackers, University of Rhode Island | Joe Trainer/Darren Rizzi |
| 2006-07 | Player Development, Rutgers University | Greg Schiano |
| 2000-03 | *Linebacker, Colgate University | Dick Biddle |

* Player

# T.C. McCARTNEY

## OFFENSIVE ASSISTANT

### 3RD NFL SEASON » 2ND WITH 49ERS

T.C. McCartney rejoins the 49ers as an offensive assistant, having served in that role with the team in 2015. In 2016, he worked at Louisiana State University as an offensive assistant. He entered the NFL coaching ranks in 2014 as quality control coach with the Cleveland Browns.

Prior to joining the Browns, McCartney was an offensive graduate assistant for two seasons (2012-13) at the University of Colorado. While at Colorado, McCartney worked closely with offensive coordinator/quarterbacks coach Brian Lindgren and the quarterbacks while also assisting with various parts of the entire offense.

McCartney first began coaching in 2011 as a graduate assistant at Louisiana State University. His duties included assisting with the quarterbacks, special teams and the overall offense, as the Tigers spent much of the year ranked number one before losing to Southeastern Conference rival Alabama in the BCS National Championship Game.

Prior to coaching, McCartney played quarterback at LSU for four seasons (2007-10) and was a member of the Tigers 2007 national championship team. He has been part of LSU teams that won two SEC Championships (2007 as a player and 2011 as a coach) and played in the Chick-fil-A Bowl (2008), the Capital One Bowl (2009) and the Cotton Bowl Classic (2010). He was the recipient of the team's Jeff Boss Unsung Hero Award in 2010.

McCartney graduated from LSU with a bachelor's degree in sports administration. He is the son of former Colorado QB Sal Aunese and the grandson of former Colorado head coach Bill McCartney, the winningest football coach in Colorado history.

## McCARTNEY'S BACKGROUND

| YEARS | COACHING BACKGROUND | HEAD COACH |
|---|---|---|
| 2017-current | Offensive Assistant, San Francisco 49ers | Kyle Shanahan |
| 2016 | Offensive Assistant, Louisiana State University | Ed Orgeron/Les Miles |
| 2015 | Offensive Assistant, San Francisco 49ers | Jim Tomsula |
| 2014 | Quality Control, Cleveland Browns | Mike Pettine |
| 2012-13 | Offensive Graduate Assistant, University of Colorado | Mike MacIntyre/Jon Embree |
| 2011 | Graduate Assistant, Louisiana State University | Les Miles |
| 2007-10 | *Quarterback, Louisiana State University | Les Miles |

*Player



# MIKE McDANIEL

## RUN GAME SPECIALIST

### 11TH NFL SEASON » 1ST WITH 49ERS

Mike McDaniel enters his first season as the 49ers run game specialist following two seasons (2015-16) as an offensive assistant with the Atlanta Falcons. McDaniel also has NFL stops with the Cleveland Browns (2014), Washington Redskins (2010-13), Houston Texans (2006-08) and Denver Broncos (2005).

With Atlanta in 2016, McDaniel worked with wide receivers coach Raheem Morris as WR Julio Jones reached 1,000 receiving yards for the third-consecutive season. Additionally, WRs Taylor Gabriel and Mohamed Sanu each reached career highs in their first season with the team as Gabriel caught a career-high six touchdown passes while Sanu registered a career-high 59 receptions.

During the 2015 season, Atlanta's offense saw Jones pass former 49ers WR Jerry Rice for second all-time in the single-season receiving yards list, with 1,871 yards. Jones also finished with 136 receptions, tied for the most in the NFL.

McDaniel joined Atlanta following one season (2014) as the Cleveland Browns wide receivers coach. Under McDaniel, WR Andrew Hawkins posted career highs with 63 receptions for 824 yards and two touchdowns. McDaniel also helped Gabriel during his rookie year finish second on the team with 621 receiving yards on 36 receptions.

Before his year in Cleveland, McDaniel spent three seasons with the Washington Redskins, first as an offensive assistant (2011-12) and later moved to wide receivers coach in 2013. In his lone season as wide receivers coach, McDaniel worked with WR Pierre Garçon, who led the NFL and set a franchise record with 113 receptions. His total surpassed Hall of Fame WR Art Monk's mark of 106, which lasted 29 years.

From 2009-10, McDaniel served as running backs coach for the UFL's Sacramento Mountain Lions. With the Mountain Lions, RB Cory Ross earned UFL Offensive Player of the Year honors in 2010. Prior to Sacramento, he spent three seasons as an offensive assistant with the Houston Texans (2006-08). McDaniel first entered coaching in the NFL in 2005 as an intern with the Denver Broncos.

A native of Greeley, CO, McDaniel played collegiately at Yale University where he earned a degree in history. McDaniel is married to his wife Katie.

## McDANIEL'S BACKGROUND

| YEARS | COACHING BACKGROUND | HEAD COACH |
|---|---|---|
| 2017-current | Run Game Specialist, San Francisco 49ers | Kyle Shanahan |
| 2015-16 | Offensive Assistant, Atlanta Falcons | Dan Quinn |
| 2014 | Wide Receivers, Cleveland Browns | Mike Pettine |
| 2013 | Wide Receivers, Washington Redskins | Mike Shanahan |
| 2011-12 | Offensive Assistant, Washington Redskins | Mike Shanahan |
| 2009-10 | Running Backs, Sacramento Mountain Lions (UFL) | Dennis Green |
| 2006-08 | Offensive Assistant, Houston Texans | Gary Kubiak |
| 2005 | Coaching Intern, Denver Broncos | Mike Shanahan |

# VINCE OGHOBAASE

## ASSISTANT DEFENSIVE LINE

### 2ND NFL SEASON » 2ND WITH 49ERS

Vince Oghobaase (oh-guh-BAH-see) enters his second season in the NFL as the 49ers assistant defensive line coach. He spent the previous three years (2013-15) as a defensive graduate assistant at Ohio State University.

Working primarily with the defensive linemen, Oghobaase helped coached an Ohio State defense that ranked inside the top-10 in the nation in sacks during each of the past three seasons [2015 – tied for ninth (38.0); 2014 – tied for seventh (45.0); 2013 – third (44.0)]. During his tenure at Ohio State, he tutored DE Joey Bosa, who registered 26.0 career sacks, the third most in school history. In 2014, Bosa recorded 13.5 sacks, which ranked fifth in the nation and the second highest single-season total in school history.

Oghobaase began his coaching career as a defensive graduate assistant at Duke University in 2011, and helped the Blue Devils to the program's first bowl game appearance since 1994.

Oghobaase played collegiately at Duke from 2006-09, playing in 44 games. He registered 165 tackles during his career, and finished his career ranked sixth in school history in both sacks (14.0) and tackles for loss (36.5). During his college career, Oghobaase earned Freshman All-American honors in 2006, was twice named honorable mention All-ACC (2008-09) and received third-team All-America honors from *The Sporting News* in 2009.

A native of Houston, TX, Oghobaase graduated from Duke in 2010 with a degree in sociology and signed a free agent contract with the Miami Dolphins. He later played with the Hartford Colonials in the United Football League and spent time on the Washington Redskins' practice squad in 2010.

## OGHOBAASE'S BACKGROUND

| YEARS | COACHING BACKGROUND | HEAD COACH |
|---|---|---|
| 2016-current | Assistant Defensive Line, San Francisco 49ers | Kyle Shanahan/Chip Kelly |
| 2013-15 | Graduate Assistant, Ohio State University | Urban Meyer |
| 2011-12 | Graduate Assistant, Duke University | David Cutcliffe |
| 2010 | *Defensive Lineman, Hartford Colonials (UFL) | Chris Palmer |
| 2006-09 | *Defensive Lineman, Duke University | David Cutcliffe/Ted Roof |

*Player

# DeMECO RYANS

## DEFENSIVE QUALITY CONTROL

### 1ST NFL SEASON » 1ST WITH 49ERS

DeMeco Ryans is in his first season as 49ers defensive quality control coach.

Originally drafted in the second round (33rd overall) by the Houston Texans in the 2006 NFL Draft, Ryans played for Houston (2006-11) and the Philadelphia Eagles (2012-15). He appeared in 140 games (139 starts) and registered 1,094 tackles, 46 passes defensed, 13.5 sacks, 10 fumble recoveries, seven forced fumbles and seven interceptions.

During his 10-year career, Ryans was named AP Defensive Rookie of the Year and PFWA Rookie of the Year in 2006, First-Team All-Pro in 2007 and was selected to the Pro Bowl in 2007 and 2009.

A native of Bessemer, AL, Ryans played linebacker at the University of Alabama (2002-05). As a senior, he was a unanimous All-American selection, SEC Defensive Player of the Year and earned First-Team All-SEC honors in 2005. Ryans also earned defensive MVP honors in the 2006 Cotton Bowl and was selected as the 2005 Lott Trophy recipient for his combination of athletic excellence and off-the-field achievements.

## RYANS' BACKGROUND

| YEARS | COACHING BACKGROUND | HEAD COACH |
|---|---|---|
| 2017-current | Defensive Quality Control, San Francisco 49ers | Kyle Shanahan |
| 2012-15 | *Linebacker, Philadelphia Eagles | Chip Kelly/Andy Reid |
| 2006-11 | *Linebacker, Houston Texans | Gary Kubiak |
| 2002-05 | *Linebacker, University of Alabama | Mike Shula/Dennis Franchione |

* Player

# RICH SCANGARELLO

## QUARTERBACKS

### 3RD NFL SEASON » 1ST WITH 49ERS

Rich Scangarello (scain-guh-REL-oh) enters his first season as the 49ers quarterbacks coach. He joins San Francisco after spending the 2016 season as the offensive coordinator/quarterbacks coach at Wagner College.

Scangarello joined Wagner following one season (2015) as an offensive assistant with the Atlanta Falcons. In Atlanta, he assisted the offensive line with run-game preparation and coordinated the defensive scout team for the offense.

Before joining the Falcons, Scangarello spent three seasons (2012-14) as offensive coordinator and quarterbacks coach at Northern Arizona University. In 2012, Scangarello worked with QB Cary Grossart at NAU, who finished his career with the top completion percentage in school history (66.3). He also registered the second-best completion percentage in a single season with 66.7. The Lumberjacks averaged 31.6 points per game that season, finishing tied for 27th out of 123 Football Championship Subdivision (FCS) schools.

Prior to his time at NAU, Scangarello served as the offensive coordinator, assistant head coach and quarterbacks coach two seasons (2010-11) at Millsaps College (Jackson, MS), where he saw QB Garrett Pinciotti earn Second-Team All-SCAC honors in 2011, after throwing for 2,200 yards and 23 touchdowns.

Scangarello originally entered the NFL in 2009 with the Oakland Raiders as an offensive quality control coach in addition to working with the team's quarterbacks. He went to Oakland following four years (2005-08) at UC-Davis, which included one year (2008) as the school's co-offensive coordinator/quarterbacks coach. That season, the Aggies offense ranked 11th in the FCS in total offense, averaging 426.5 yards per game and 28.5 points per game.

He originally joined Davis as passing game coordinator and wide receivers coach, serving in that role from 2005-07. In 2005, he coached All-American WR Tony Kays, who led the NCAA and set a school single-season record with 93 receptions.

Scangarello worked at the University of Idaho in 2000 as an offensive graduate assistant and spent the 2002-03 seasons as the school's quarterbacks coach. He began his coaching career at UC-Davis in 1998 and 1999, working with consecutive consensus Division II All-Americans, Kevin Daft and J.T. O'Sullivan, who both were drafted in the NFL.

A native of Roseville, CA, Scangarello earned a degree in business administration from Sacramento State University in 1996.

## SCANGARELLO'S BACKGROUND

| YEARS | COACHING BACKGROUND | HEAD COACH |
|---|---|---|
| 2017-current | Quarterbacks, San Francisco 49ers | Kyle Shanahan |
| 2016 | Offensive Coordinator/Quarterbacks, Wagner College | Jason Houghtaling |
| 2015 | Offensive Assistant, Atlanta Falcons | Dan Quinn |
| 2012-14 | Offensive Coordinator/Quarterbacks, Northern Arizona University | Jerome Souers |
| 2010-11 | Offensive Coordinator/Assistant Head Coach/Quarterbacks, Millsaps College | Aaron Pelch |
| 2009 | Offensive Quality Control/Assistant Quarterbacks, Oakland Raiders | Tom Cable |
| 2008 | Co-Offensive Coordinator/Quarterbacks, University of California-Davis | Bob Biggs |
| 2005-07 | Passing Game Coordinator/Wide Receivers, University of California-Davis | Bob Biggs |
| 2002-03 | Quarterbacks, University of Idaho | Tom Cable |
| 2001 | Offensive Coordinator/Quarterbacks, Carleton (Northfield, MN) College | Chris Brann |
| 2000 | Graduate Assistant, University of Idaho | Tom Cable |
| 1998-99 | Graduate Assistant, University of California-Davis | Bob Biggs |

# BOBBY SLOWIK

## DEFENSIVE QUALITY CONTROL

### 5TH NFL SEASON » 1ST WITH 49ERS

Bobby Slowik enters his fifth season in the NFL and first season as the 49ers defensive quality control coach. Slowik worked with the Washington Redskins as a defensive assistant (2011-13) and video assistant (2010), in addition to time at Pro Football Focus, a statistical website that evaluates NFL and NCAA Division-I football.

With Washington, Slowik worked closely with OLBs Rob Jackson and Ryan Kerrigan. Jackson started 14 games in 2012 after replacing OLB Brian Orakpo who suffered a season-ending injury. That season, Jackson registered career highs in tackles (35), sacks (4.5) and interceptions (4). That same season, Kerrigan earned his first career Pro Bowl selection after finishing with a then career-high 8.5 sacks and also picked up his second career interception return for a touchdown.

Slowik assisted the Redskins defense in 2011 that allowed 339.8 yards per game, ranking fifth in the NFC. Washington also ranked fourth in the NFC, giving up 221.1 passing yards per game.

He first entered the NFL as a video assistant with Washington in 2010, and was responsible for the breakdown of upcoming opponents. He helped the video department's operations, which included assisting the coaching and scouting staff.

A native of Green Bay, WI, Slowik attended Michigan Tech University, where he played wide receiver for the Huskies and earned All-GLIAC honors in 2008. The son of former NFL defensive coordinator, Bob Slowik, he majored in biomedical engineering at MTU.

## SLOWIK'S BACKGROUND

| YEARS | COACHING BACKGROUND | HEAD COACH |
|---|---|---|
| 2017-current | Defensive Quality Control, San Francisco 49ers | Kyle Shanahan |
| 2011-13 | Defensive Assistant, Washington Redskins | Mike Shanahan |
| 2010 | Video Assistant, Washington Redskins | Mike Shanahan |
| 2005-09 | *Wide Receiver, Michigan Tech University | Tom Kearly |

* Player

# KATIE SOWERS

## SEASONAL OFFENSIVE ASSISTANT

### 2ND NFL SEASON » 1ST WITH 49ERS

Katie Sowers enters her second season in the NFL and first with the 49ers as a seasonal offensive assistant. She originally joined San Francisco in June of 2017 as part of the 49ers 2017 Bill Walsh Minority Fellowship, where she worked with the team's wide receivers.

In 2016, Sowers spent the offseason/training camp in the same capacity with the Atlanta Falcons. With the Falcons, she worked closely with Atlanta assistant head coach/wide receivers coach Raheem Morris in organizing, conducting and concluding practice drills. Following her time on the field as a coach, she spent nine months as a scouting intern with the Falcons.

Sowers joined Atlanta after spending five years (2012-16) as the athletic director of the City of Kansas City. A former member of the 2013 United States Women's National Football Team and a player herself in the WFA (women's football alliance) for eight years, Sowers earned her master's degree in kinesiology with an emphasis in pedagogy from the University of Central Missouri in 2012.

## SOWERS' BACKGROUND

| YEARS | COACHING BACKGROUND | HEAD COACH |
|---|---|---|
| 2017-current | Seasonal Offensive Assistant, San Francisco 49ers | Kyle Shanahan |
| 2016 | Coaching/Scouting Intern, Atlanta Falcons | Dan Quinn |
| 2016 | Assistant Coach, East-West Shrine Game | Charlie Weis |
| 2015 | General Manager, Kansas City Titans (WFA) | Leonard Bulock |
| 2014 | Offensive Coordinator, Kansas City Titans (WFA) | Leonard Bulock |
| 2013-16 | *Wide Receiver/Quarterback/Defensive Back, Kansas City Titans (WFA) | Leonard Bulock |
| 2013 | *Defensive Back, United States Women's National Football Team | John Konecki |
| 2010-12 | *Wide Receiver/Defensive Back, Kansas City Tribe (WFA) | Ed Williams |
| 2009-10 | *Wide Receiver/Linebacker, West Michigan Mayhem (WFA) | Matt Koch |

* Player

# ADAM STENAVICH

## ASSISTANT OFFENSIVE LINE

### 1ST NFL SEASON » 1ST WITH 49ERS

Adam Stenavich enters his first season as the 49ers assistant offensive line coach. He joins San Francisco after serving as the offensive line coach at San Jose State University for the previous two seasons (2015-16).

In 2016, San Jose State averaged 155.1 rushing yards per game and finished with 16 touchdowns on the ground. During his first season of 2015 with the Spartans, San Jose State rushed for 2,378 yards and 24 touchdowns and added 2,882 passing yards and 21 touchdowns, becoming the second team in Spartans history to register 2,000-or-more yards rushing with more than 20 touchdowns and throw for 2,000-or-more yards and at least 20 touchdowns (1976). T Wes Schweitzer earned Second-Team All-Mountain West honors and was later selected by the Atlanta Falcons in the sixth round (195th overall) of the 2016 NFL Draft. T Nate Velichko was named All-Mountain West Honorable Mention after starting every game at right tackle after spending the 2014 season at right guard.

Stenavich joined San Jose State after spending the 2014 season as the offensive line coach at Northern Arizona University. That season, Northern Arizona was one of the top offensive programs in the Football Championship Subdivision (FCS), ranking 16th in passing offense and 34th in total offense. He began his coaching career as an offensive graduate assistant at the University of Michigan for two years (2012-13) after spending the 2011 season as a strength and conditioning intern for the Wolverines.

A former left tackle at Michigan (2001-05), Stenavich finished his career earning First-Team All-Big Ten honors twice with the Wolverines (2004-05). As a senior in 2005, he was awarded the Hugh R. Rader Jr. award as Michigan's top offensive lineman. Following his collegiate career, Stenavich signed with the Carolina Panthers as an undrafted rookie free agent. He signed to the Green Bay Packers practice squad in 2006, and in 2007, Stenavich played for the Amsterdam Admirals of NFL Europa. He spent the 2008 training camp with the Dallas Cowboys and spent two seasons (2009-10) on the Houston Texans practice squad.

A native of Marshfield, WI, Stenavich earned his bachelor's degree from Michigan in history. He and his wife Katie are the parents of three children: daughters, Hadley and Maggie, and son, Tim.

## STENAVICH'S BACKGROUND

| YEARS | COACHING BACKGROUND | HEAD COACH |
|---|---|---|
| 2017-present | Assistant Offensive Line, San Francisco 49ers | Kyle Shanahan |
| 2015-16 | Offensive Line, San Jose State University | Ron Caragher |
| 2014 | Offensive Line, Northern Arizona University | Jerome Souers |
| 2012-13 | Graduate Assistant, University of Michigan | Brady Hoke |
| 2011 | Strength & Conditioning Intern, University of Michigan | Brady Hoke |
| 2008-09 | *Tackle, Houston Texans | Gary Kubiak |
| 2007 | *Tackle, Amsterdam Admirals (NFLE) | Bart Andrus |
| 2006 | *Tackle, Green Bay Packers | Mike McCarthy |
| 2001-05 | *Tackle, University of Michigan | Lloyd Carr |

*Player

# JASON TARVER

## SENIOR DEFENSIVE ASSISTANT

### 16TH NFL SEASON » 13TH WITH 49ERS

Jason Tarver enters his 16th season in the NFL and his first as the team's senior defensive assistant, having served the 2016 season as outside linebackers coach and 2015 as the team's senior defensive assistant/linebackers coach. A 49ers assistant coach from 2001-10, he is a former defensive coordinator at the professional and collegiate levels, and is a veteran of 21 coaching seasons.

In 2016, Tarver worked with LB Ahmad Brooks as he tallied six sacks for the eighth-consecutive season, and is one of five active players to accomplish that feat. After returning to the 49ers in 2015, second-year LB Aaron Lynch set a career high with 6.5 sacks under Tarver's guidance, which tied for the team lead with Brooks.

Tarver served as the defensive coordinator for the Oakland Raiders from 2012-14. He helped oversee a unit that ranked 10th in the NFL in yards per carry allowed (4.05) over his three seasons. In his first season as the Raiders defensive coordinator, Oakland's defense improved from 29th overall in 2011 to 18th in 2012.

Prior to his time in Oakland, Tarver served as the co-defensive coordinator/inside linebackers coach at Stanford University in 2011. Under his guidance, the Cardinal defense ranked third in the nation in rushing yards allowed per game (84.4) and 11th in points allowed per game (16.41). Stanford finished the season with an 11-2 record, ranked seventh in the final Associated Press poll and competed in the Fiesta Bowl.

From 2001-10, Tarver was a member of the 49ers coaching staff. Over his decade-long tenure with the team, he spent time as an offensive quality control coach (2001-03), assistant running backs/offensive assistant (2004) and outside linebackers coach (2005-10).

In 2009, Tarver's outside linebackers registered 15 takeaways, 17.5 sacks and nine forced fumbles, while leading a defense that ranked sixth in the NFL in rushing yards allowed per game (97.0). The 49ers defense also ranked tied for third in the NFL in sacks (44), tied for first in forced fumbles (21) and fourth in points allowed per game (17.6). San Francisco's run defense experienced similar success in 2010, ranking sixth in rushing yards allowed per game for the second consecutive season (96.7).

Before joining the 49ers staff, Tarver spent three years as a graduate assistant with UCLA from 1998-00. He worked primarily with defensive backs, while also assisting with special teams. During his tenure with the Bruins, he helped produce several future NFL players, including CBs Ricky Manning and Jason Bell, and S Marques Anderson.

Tarver played football at West Valley Junior College in Saratoga from 1994-95. He then spent the following two seasons as an assistant coach on the West Valley staff, supporting linebackers, defensive backs and special teams.

A Northern California native, Tarver and his wife, Katie, have two sons: Merrick and Keegan. He earned his bachelor's degree in chemistry in 1997 from Santa Clara University and later earned his master's degree in biochemistry and molecular biology from UCLA, where he received the departmental prize for distinguished teaching in 1998 and 2000.

## TARVER'S BACKGROUND

| YEARS | COACHING BACKGROUND | HEAD COACH |
|---|---|---|
| 2017-current | Senior Defensive Assistant, San Francisco 49ers | Kyle Shanahan |
| 2016 | Outside Linebackers, San Francisco 49ers | Chip Kelly |
| 2015 | Senior Defensive Assistant/Linebackers, San Francisco 49ers | Jim Tomsula |
| 2012-14 | Defensive Coordinator, Oakland Raiders | Tony Sparano/Dennis Allen |
| 2011 | Co-Defensive Coordinator/Inside Linebackers, Stanford University | David Shaw |
| 2005-10 | Outside Linebackers, San Francisco 49ers | Jim Tomsula/Mike Singletary/Mike Nolan |
| 2004 | Assistant Running Backs/Offensive Assistant, San Francisco 49ers | Dennis Erickson |
| 2001-03 | Offensive Quality Control, San Francisco 49ers | Dennis Erickson/Steve Mariucci |
| 1998-2000 | Graduate Assistant (Defensive Backs/Special Teams), UCLA | Bob Toledo |
| 1996-97 | Linebackers/Defensive Backs/Special Teams, West Valley Junior College | John Hancock |
| 1994-95 | *Defensive Back, West Valley Junior College | John Hancock |

* Player

# ROBERT TURNER JR.

## RUNNING BACKS

### 22ND NFL SEASON » 1ST WITH 49ERS

Robert Turner Jr. enters his first season as the 49ers running backs coach after spending the previous two seasons in the same capacity with the Atlanta Falcons. A veteran of 21 NFL seasons, Turner is responsible for overseeing three of the top nine rookie rushing seasons in NFL history [Alfred Morris – 1,613 rushing yards in 2012 (3rd); Clinton Portis – 1,508 rushing yards in 2002 (7th); Mike Anderson – 1,487 rushing yards in 2000 (t-8th)].

In 2016, the Falcons ranked fifth in the league in rushing yards per game (120.5) and tied for third in the NFL with 20 rushing touchdowns. RB Devonta Freeman registered 1,079 rushing yards and 13 total touchdowns, the fifth most among running backs, to earn his second consecutive Pro Bowl selection. Freeman also ranked fifth among running backs with 54 receptions for 462 yards. Part of a two-pronged attack, RB Tevin Coleman registered 520 rushing yards, 421 receiving yards and 11 total touchdowns on the year.

In 2015, Freeman earned his first All-Pro and Pro Bowl selections as he was one of seven players to eclipse the 1,000 rushing yard mark (1,056) and tied for the NFL lead with 11 rushing touchdowns. Freeman's 1,634 total yards from scrimmage ranked fifth among all players during the 2015 season.

Prior to Atlanta, Turner spent four seasons (2010-13) as assistant head coach and running backs coach for the Washington Redskins.

In 2013, Washington ranked fifth in the NFL with 135.3 rushing yards per game and finished with 61 rushes of 10-or-more yards, the fourth most in the league. Morris finished the year ranked fourth in the NFL with 1,275 rushing yards to earn his first career Pro Bowl berth.

In 2012, the Redskins set a franchise record with 2,709 rushing yards, led the NFL 169.3 rushing yards per game, and ranked second in yards per carry (5.22) and rushing touchdowns (22). Turner helped Morris set a franchise record with 1,613 rushing yards, as a rookie. Morris' 1,613 rushing yards were the fourth most by rookie in NFL history (Eric Dickerson – 1,808 yards in 1983; George Roberts – 1,674 yards in 1981; Ezekiel Elliot – 1,631 yards in 2016).

In 2011, Turner oversaw the development of rookie RBs Roy Helu and Evan Royster. Helu finished the year as the team's leading rusher with 640 yards, the second-highest yardage total among rookies that season. In Weeks 12-14, Helu became the first rookie running back in Washington history to post three consecutive 100-yard games. In Weeks 16 and 17, Royster rushed for more than 100 yards in each game, making Helu and Royster the first rookie running back tandem in NFL history to each post consecutive 100-yard rushing games in a season.

During his first season in Washington, Turner helped develop RB Ryan Torain into a feature back as he posted career highs in attempts (164), rushing yards (742) and touchdowns (four). Under Turner, Torain ran for 172 yards against Tampa Bay in Week 14, the 10th-highest total in Redskins history.

Turner went to Washington after spending the previous 15 seasons (1995-2009) as the running backs coach of the Denver Broncos, where he was part of teams that earned two Super Bowl championships (Super Bowl XXXII and Super Bowl XXXIII), three AFC West titles (1996, 1998, 2005) and seven playoff berths (1996-98, 2000, 2003-05).

Turner worked with 2017 Pro Football Hall of Fame inductee RB Terrell Davis, who was named AP Most Valuable Player (1998) and AP Offensive Player of the Year (1996, 1998) while helping lead the Broncos to back-to-back Super Bowl titles. During his seven-year (1995-2001) NFL career, all under Turner's tutelage, Davis rushed for 7,607 yards and 60 touchdowns, while delivering 1,140 rushing yards and 12 touchdowns in eight playoff games.

Davis' 97.5 rushing yards per game in the regular season is the third-highest total in league history among running backs who recorded rushing attempts in at least 75 games, while his 142.5 rushing yards per game in the postseason is the highest average in league history for running backs who had registered rushing attempts in at least five playoff games.

During his 15 seasons in Denver, the Broncos produced the most rushing yards (32,829) and the most total yards (86,523) in the NFL. Over that span, six different running backs rushed for 1,000-or-more yards in a single season, including Davis (four times), Clinton Portis and Mike Anderson (twice), and Tatum Bell, Reuben Droughns and Olandis Gary (once).

Turner helped the Broncos record 11 individual 1,000-yard rushing seasons during his tenure, a total that includes a four-year streak of having a different 1,000-yard rusher each season (2003-06). Under Turner, the Broncos ranked among the NFL's top five in rushing during 10 of his 15 seasons, with 16 different running backs posting at least one 100-yard rushing game in the regular season or playoffs.

Before his arrival in Denver, Turner was assistant head coach, offensive coordinator and running backs coach for four seasons (1991-

94) at Purdue. During his tenure, the Boilermakers running game and entire offense improved each season, going from 106th in the nation in 1990 to 12th in 1994, a season in which the team rushed for a school record 36 rushing touchdowns. That year, Turner guided All-Big Ten second-team selection Mike Alstott (1,188 yards and 14 TDs), the school's first 1,000-yard rusher since 1976. In 1991, Turner coached the Big Ten Freshman of the Year RB Corey Rogers.

Prior to Purdue, Turner served as the running backs coach for two seasons (1989-90) at Ohio State University, during which time the Buckeyes went to two bowl games and had one of the most prolific running games in the Big Ten.

Turner's 1990 backfield was highlighted by Big Ten and National Freshman of the Year Robert Smith, who finished the season with 1,126 yards and eight touchdowns. In 1989, the Buckeyes led the Big Ten in rushing yards per game (241.0), total offense (418.1 yards per game) and scoring (29.5).

Before his stint at Ohio State, Turner coached the running backs at Fresno State (1983-88) and at his alma mater, Indiana State (1975-82). At Fresno State, he coached future pros RB Lavale Thomas (Packers), RB Anthony Mosley (Bears) and RB Aaron Craver (Dolphins, Broncos, Chargers, Saints).

Turner began his collegiate coaching career at Indiana State, where he spent eight years (1975-82) on staff. He began as running backs and quarterbacks coach while also working as the team's strength and conditioning coordinator in 1975. In 1976, Turner became defensive backs coach in addition to strength and conditioning coordinator for two seasons before working as the team's running backs coach and special teams coordinator for four years (1978-81). During his final year at Indiana State in 1982, he coached defensive backs and served as special teams coordinator.

During his tenure on Indiana State's coaching staff, Turner recruited and coached two All-American defensive backs in Wayne Davis (1984) and Vencie Glenn (1985), both of whom went on to be second round draft picks. He also helped ISU running back Vincent Allen post a 1,000-yard rushing season (1,022) in 1975.

Turner began his coaching career at Haworth (Kokomo, IN) High School as an assistant with the football and basketball teams from 1972-74.

A native of East Chicago, IN, Turner was an all-conference defensive back at Indiana State, where he played both football and basketball. Turner ranks tied for second in school history with 16 career interceptions, a total which includes nine in 1969, which is tied for second most in a single season in team history. He earned his bachelor's degree from Indiana State in health and physical education in 1972 before receiving his master's degree from the school in education/administration in 1976.

Turner attended East Chicago Washington High School, where he played four sports (football, basketball, baseball and track). In 1993 he was inducted into the Indiana High School Basketball Hall of Fame Silver Anniversary Team and was selected to the East Chicago Sports Hall of Fame in 1999.

Turner and his wife, Kimberly, have three daughters: Nacole, Krishana and Kiaana.

## TURNER JR.'S BACKGROUND

| YEARS | COACHING BACKGROUND | HEAD COACH |
|---|---|---|
| 2017-current | Running Backs, San Francisco 49ers | Kyle Shanahan |
| 2015-16 | Running Backs, Atlanta Falcons | Dan Quinn |
| 2010-13 | Assistant Head Coach/Running Backs, Washington Redskins | Mike Shanahan |
| 1995-2009 | Running Backs, Denver Broncos | Josh McDaniels/Mike Shanahan |
| 1991-94 | Assistant Head Coach/Offensive Coordinator/Running Backs, Purdue University | Jim Colletto |
| 1989-90 | Running Backs, Ohio State University | John Cooper |
| 1983-88 | Running Backs, Fresno State | Jim Sweeney |
| 1982 | Defensive Backs/Special Teams Coordinator, Indiana State University | Dennis Raetz |
| 1979-81 | Running Backs/Special Teams Coordinator, Indiana State University | Dennis Raetz/Dick Jamieson |
| 1978 | Running Backs, Indiana State University | Dick Jamieson |
| 1976-77 | Defensive Backs/Strength & Conditioning Coordinator, Indiana State University | Tom Harp |
| 1975 | Running Backs/Quarterbacks/Strength & Conditioning Coordinator, Indiana State University | Tom Harp |
| 1972-74 | Assistant Coach, Haworth (Kokomo, IN) HS | John Bingaman |
| 1968-71 | *Defensive Back, Indiana State | Jerry Huntsman |

* Player

# JEFF ZGONINA

## DEFENSIVE LINE

### 3RD NFL SEASON » 1ST WITH 49ERS

Jeff Zgonina (ska-KNEE-nuh) enters his third season in the NFL and first as the 49ers defensive line coach. He joins San Francisco after spending the 2016 season as the New York Giants assistant defensive line coach.

With the Giants, Zgonina worked with a defensive unit that ranked second in the NFL, allowing 17.8 points per game. That unit also finished tied for third in opponent rushing yards per game (88.6). After signing with the Giants as a free agent, DE Olivier Vernon led the team with 8.5 sacks while NT Damon Harrison registered career highs in sacks (2.5) and tackles (86) while working with Zgonina and defensive line coach Patrick Graham.

Zgonina previously served as assistant defensive line coach with the Houston Texans for one season (2013). In Houston, he worked with DE J.J. Watt, who led the team with 10.5 sacks and was named All-Pro for the second time in his career.

A seventh-round draft choice (185th overall) of the Pittsburgh Steelers in the 1993 NFL Draft, Zgonina played in 219 games (67 starts) and registered 448 tackles, 26 sacks, 13 fumble recoveries, 11 passes defensed, three forced fumbles and one interception. Throughout his 17 NFL seasons, the former defensive tackle played for the Steelers (1993-94), Carolina Panthers (1995), Atlanta Falcons (1996), St. Louis Rams (1997, 1999-2002), Indianapolis Colts (1998), Miami Dolphins (2003-06) and Houston Texans (2007-09).

Throughout his career, Zgonina played in nine career postseason games including an appearance in the Rams 23-16 victory over the Tennessee Titans in Super Bowl XXXIV where he registered three tackles. Zgonina played collegiately at Purdue University (1989-92) where he was named Big Ten Defensive Player of the Year as a senior.

## ZGONINA'S BACKGROUND

| YEARS | COACHING BACKGROUND | HEAD COACH |
|---|---|---|
| 2017-current | Defensive Line, San Francisco 49ers | Kyle Shanahan |
| 2016 | Assistant Defensive Line, New York Giants | Ben McAdoo |
| 2013 | Assistant Defensive Line, Houston Texans | Wade Phillips/Gary Kubiak |
| 2007-09 | *Defensive Tackle, Houston Texans | Gary Kubiak |
| 2003-06 | *Defensive Tackle, Miami Dolphins | Nick Saban/Jim Bates/ Dave Wannstedt |
| 1999-2002 | *Defensive Tackle, St. Louis Rams | Mike Martz/Dick Vermeil |
| 1998 | *Defensive Tackle, Indianapolis Colts | Jim Mora |
| 1997 | *Defensive Tackle, St. Louis Rams | Dick Vermeil |
| 1996 | *Defensive Tackle, Atlanta Falcons | June Jones |
| 1995 | *Defensive Tackle, Carolina Panthers | Dom Capers |
| 1993-94 | *Defensive Tackle, Pittsburgh Steelers | Bill Cowher |
| 1989-92 | *Defensive Tackle, Purdue University | Jim Colletto/Fred Akers |

* Player

# NICK KRAY

## ADMINISTRATIVE ASSISTANT TO THE HEAD COACH

### 1ST NFL SEASON » 1ST WITH 49ERS

Nick Kray enters his first season with the 49ers as the team's administrative assistant to the head coach.

Kray joins San Francisco after serving as the assistant director of football operations at North Carolina State University for two seasons (2015-16). Prior to his time at NC State, Kray was director of football operations and player development at Ball State University in 2014.

Kray has also spent time as director of football operations at Yale University (2012-13), as an offensive and special teams assistant at Villanova (2010-11) and as the defensive ends and defensive quality control coach at Eastern Illinois (2008-09).

A native of Glendale Heights, IL, Kray played collegiately as a defensive lineman at Eastern Illinois University where he was a member of two Ohio Valley Conference championship squads and three Football Championship Subdivision playoff teams while serving as a team captain in 2006 and 2007.

# PATRICK HAGEDORN

## ASSISTANT TO THE COACHING STAFF

### 1ST NFL SEASON » 1ST WITH 49ERS

Patrick Hagedorn enters his first season with the 49ers as the team's assistant to the coaching staff.

Hagedorn joins San Francisco after serving as the director of football operations at Elon University for two seasons (2015-16). Prior to his time at Elon, he was the graduate assistant for operations and recruiting at Ball State University.

Hagedorn also worked as an undergraduate student football manager while attending Ball State (2012-2013).

A native of Tell City, IN, Hagedorn graduated from Ball State with a degree in sport administration.

# RAY WRIGHT

## HEAD STRENGTH & CONDITIONING

### 17TH NFL SEASON » 1ST WITH 49ERS

Ray Wright is in his first season with the 49ers as the team's head strength & conditioning coach. He joins the 49ers having spent five seasons (2010-14) with the Washington Redskins and one season with the Houston Texans (2009) as head strength & conditioning coach. Wright oversees all facets of the team's offseason workout program, which extends through training camp and the entire season.

Wright joined Washington after eight seasons with the Houston Texans. Prior to being named Houston's head strength and conditioning coach in 2009, he served seven seasons (2002-08) as the team's assistant strength and conditioning coach.

Before his time in Houston, Wright spent one season as the assistant strength and conditioning coach at the University of Maryland in 2001. At Maryland, the Terrapins football team won the ACC as the team earned a trip to the Orange Bowl.

Wright has a background in personnel, having spent the early part of 2001 as a college and pro personnel assistant with the Chicago Bears. In addition, he spent the 2000 season as the recruiting coordinator at Cornell University. In 1997, Wright entered the NFL with the Redskins as a scouting intern, was promoted to college/pro scouting administrator in 1998 and was later named director of player programs in 1999.

Certified by the N.S.C.A. and the American College of Sports Medicine, Wright played football at Duke University from 1990-95 before working as a personal trainer for one year in Durham, NC. He and his wife, Angela, have four children: Corey, Courtney, Dylan and Kannon.

# MICHAEL CLAY

## ASSISTANT STRENGTH & CONDITIONING

### 4TH NFL SEASON » 2ND WITH 49ERS

Michael Clay enters his second season with the 49ers and first as a strength & conditioning assistant after spending the 2016 season as assistant special teams coach with the team. He joined San Francisco in 2016 after spending the previous two seasons (2014-15) as a member of the Philadelphia Eagles coaching staff.

After joining Philadelphia in 2014 as a quality control coach, Clay served as a special teams assistant for the Eagles in 2015. Philadelphia ranked second in league in punt return average (11.4) and was one of four teams to register multiple return touchdowns on special teams. RB Darren Sproles earned his second career Pro Bowl selection as a return specialist after leading the NFL in punt return yards (446) and ranking tied for first in the NFL in punt return touchdowns (two).

A native of San Jose, CA, Clay was a four-year letterman as a linebacker for the University of Oregon (2009-12). He earned Second-Team All-Pac-12 honors as a senior in 2012, recording 101 tackles, three sacks and one forced fumble while starting in all 12 games. Following his college career, he signed with the Miami Dolphins as an undrafted free agent in 2013.

Clay attended Bellarmine College Preparatory (San Jose, CA), where he played fullback and linebacker and was a two-time All-*Mercury News* First-Team selection.

# MARQUIS JOHNSON

## ASSISTANT STRENGTH & CONDITIONING

### 1ST NFL SEASON » 1ST WITH 49ERS

Marquis Johnson is entering his first season with the 49ers as a strength & conditioning assistant. He joins the 49ers after serving as an assistant strength coach at the University of Tennessee in 2016.

Johnson joined Tennessee's athletic department after stops as the head strength coach at Memorial (Port Arthur, TX) High School (2014-16), West Brook (Beaumont, TX) High School (2012-14) and Galena Park (TX) High School (2010-12). In addition to his strength & conditioning duties, Johnson worked with defensive backs, defensive linemen and outside linebackers in football as well as the school's powerlifting programs and track & field teams.

Before his time in the high school ranks, Johnson spent three years (2008-10) at Eastern Michigan University where he began as a graduate assistant and later moved to the school's interim head strength & conditioning coach. In addition to football at EMU, Johnson was the head strength & conditioning coach for 18 sports, which included men's and women's basketball teams, golf, tennis and soccer teams. While at Eastern Michigan, he earned his master's degree in administration.

A native of Houston, TX, Johnson played collegiately at Prairie View A&M University (2004-08) where he began as a tight end before moving to defensive end. He received his bachelor's degree in human performance from Prairie View A&M.

# DUSTIN PERRY

## ASSISTANT STRENGTH & CONDITIONING

### 1ST NFL SEASON » 1ST WITH 49ERS

Dustin Perry enters his first season with the 49ers as an assistant strength & conditioning coach after spending four seasons (2012-16) as an assistant strength & conditioning coach at the University of Minnesota.

During his time at Minnesota, Perry developed offseason and in-season programs for the wide receivers and running backs, integrated position specific programs and oversaw the education of players seeking advice on supplementation.

Perry initially joined the Golden Gophers in 2010, where he spent two seasons as a football strength & conditioning intern and graduate assistant. As a GA, he assisted the head & strength conditioning coach in program design and aided all athletes, specifically freshman, in the execution of proper sprinting and lifting techniques.

During the summer of 2010, Perry served as the head strength & conditioning coach at Josh Heupel's 14 Foundation Day of Champions, where he coached high school students in strength and conditioning techniques specific to football performance.

Perry began his professional career in athletic performance at Marcellus (MI) Public High School, where he spent two years (2007-09) as strength & conditioning coach.

Perry graduated from Western Michigan University in 2009 with a bachelor of science in physical education and a minor in health education. He later earned his master's degree in applied kinesiology with a minor is sport and exercise science at the University of Minnesota in 2014. Perry is a certified strength & conditioning specialist by the National Strength and Conditioning Association.

A native of Marcellus, MN, Perry is married to his wife, Adrienne.

## SAN FRANCISCO 49ERS PRONUNCIATION GUIDE

| PLAYERS | PRONUNCIATION | PLAYERS | PRONUNCIATION | COACHES | PRONUNCIATION |
|---|---|---|---|---|---|
| C.J. Beathard | BETH–urd | Asa Jackson | ACE–uh | Tem Lukabu | LUKE–a–boo |
| Kendrick Bourne | BORN | Dontae Johnson | don–TAY | Vince Oghobaase | oh–guh–BAH–see |
| NaVorro Bowman | nuh–VARR–oh, BOH–minn | Kyle Juszczyk | YOOZ–check | Robert Saleh | SAH–luh |
| Matt Breida | BREE–duh | Daniel Kilgore | KILL–gore | Jeff Zgonina | ska–KNEE–nuh |
| DeForest Buckner | duh–FORE–ist | Raheem Mostert | MOZE–tert | | |
| Tank Carradine | CARE–uh–deen | Noble Nwachukwu | wah–CHEW–coo | | |
| Garrett Celek | SELL–ick | Mark Nzeocha | nuh–ZAH–chuh | | |
| Elvis Dumervil | DOOM–ur–ville | Bradley Pinion | PIN–yunn | | |
| Brandon Fusco | FUH–skough | Joe Staley | STAY–lee | | |
| Pierre Garçon | gar–SAUN | Jaquiski Tartt | juh–KWAH–skee | | |
| Garry Gilliam | GILL–yum | Pita Taumoepenu | PEET–uh, TAO–moy–PEH–new | | |
| Robbie Gould | GOLD | K'Waun Williams | KAY–wahn | | |
| Cole Hikutini | hick–uh–TEA–knee | Ahkello Witherspoon | ah–KELL–oh | | |
| Prince Charles Iworah | ee–WAR–uh | | | | |

## ALL-TIME COACHES

**ALBERT, Frank C., (Frankie) – (Stanford)**
Head Coach – 1956–58
Assistant/Backfield Tutor – 1955
**ALSMAN, Ed – (Washington)**
Special Teams – 1976–77
**ANDERSON, Roy – (Howard)**
Assistant Defensive Backs – 2016
**ATKINS, Bill – (Auburn)**
Defensive Secondary – 1976
**ATTAWAY, Jerry – (Sacramento State)**
Physical Development Coordinator – 1983–2004
**AZZINARO, Jerry – (American International)**
Defensive Line – 2016
**BANASZEK, Cas – (Northwestern)**
Assistant Offensive Line – 1981
**BARNES, Michael – (New York–Cortland)**
Strength Development – 1994–2000
**BARRY, Joe – (Southern California)**
Defensive Quality Control – 2000
**BATTA, Tom – (Kent State)**
Tight Ends – 1999–2002
**BEAKE, Chris – (Air Force)**
Offensive Assistant – 2010
Offensive Assistant – 2003
Defensive Assistant – 2000–02
Defensive Quality Control – 1999
**BEARD, Ed – (Tennessee)**
Linebackers – 1974–77
Special Teams/Asst. Linebackers – 1973
**BENGSTON, Phil – (Minnesota)**
Defensive Coach – 1951–58
**BENTON, John – (Colorado State)**
Offensive Line – 2017–Current
**BIBLE, Dana – (Cincinnati)**
Senior Analyst – 2016
**BICKNELL, Bob – (Boston College)**
Wide Receivers – 2016
**BOARD, Dwaine – (North Carolina A&T)**
Defensive Line – 1994–2002
Defensive Line Asst. – 1990–93
**BOLDIN, D.J. – (Wake Forest)**
Offensive Assistant – 2014–15
**BOWDEN, Joe – (Oklahoma)**
Inside Linebackers – 2016
**BROOKS, Rich – (Oregon State)**
Special Teams/Defensive Backs – 1974–75
**BROWN, Greg – (UTEP)**
Defensive Backs – 1999
**BROWN, Ray – (Arkansas State)**
Assistant Offensive Line – 2010
**BROWN, Scott – (Adams State)**
Defensive Line – 2015
**BULLOCKS, Daniel – (Nebraska)**
Assistant Defensive Backs – 2017–Current
**CARLISLE, Duane – (Maryland)**
Strength & Conditioning – 2008–10
Asst. Strength & Conditioning – 2005–07
**CARR, Jimmy – (Morris Harvey)**
Defensive Backs – 1978
**CARROLL, Pete – (Pacific)**
Defensive Coordinator – 1995–96
**CAVANAUGH, Matt – (Pittsburgh)**
Quarterbacks – 1996
**CHRISTIAN, Jamie – (Central Washington)**
Defensive Quality Control – 2003–04
**CHRISTIANSEN, Jack – (Colorado State)**
Head Coach – 1963–67
Defensive Backs – 1959–63
**CHRISTIANSON, Michael – (Western Oregon)**
Offensive Ast./Coord. Football Technology – 2012
Coord. Football Information/Quality Control – 2011
**CHRISTOFF, A. J. – (Idaho)**
Secondary – 2005
**CHRYST, GEEP – (Princeton)**
Offensive Coordinator – 2015
Quarterbacks – 2011–14
**CIGNETTI, Frank – (Indiana University (PA))**
Quarterbacks – 2007
**CLARK, Monte – (Southern California)**
Head Coach – 1976
**CLAY, Michael – (Oregon)**
Assistant Strength & Conditioning – 2017–Current
Assistant Special Teams – 2016
**COLCHICO, Dan – (San Jose State)**
Assistant Coach – 1967
**COSLET, Bruce – (Pacific)**
Tight Ends – 1980
**COZZETTO, Dan – (Idaho)**
Tight Ends – 2004
**CURRY, Ronald – (North Carolina)**
Wide Receivers – 2015
Offensive Assistant – 2013–14
**DAHLEN, Neal – (San Jose State)**
Coaching Administrator – 1979–95
**DAVID, Jim – (Colorado State)**
Defensive Backs – 1964–66
**DAVIS, Billy – (Cincinnati)**
Defensive Coordinator – 2005–06
**DAVIS, Reggie – (Washington)**
Offensive Line – 2014
Tight Ends – 2011–13
**DAY, Ryan – (New Hampshire)**
Quarterbacks – 2016
**DAY, Shane – (Kansas State)**
Quality Control – 2007–09
**DEHAVEN, Bruce – (Southwestern College)**
Special Teams – 2000–02
**DONATELL, Ed – (Glenville State)**
Secondary – 2011–14
**DREVNO, Tim – (Cal State Fullerton)**
Offensive Line – 2011–13
**DUNCAN, Mark – (Denver)**
Defensive Backs – 1955–62
**EMANUEL, Gary – (Plymouth State)**
Defensive Line – 2005–06
**EMBREE, Jon – (Colorado)**
Assistant Head Coach/Tight Ends – 2017–Current
**EMBREE, Taylor – (UCLA)**
Offensive Quality Control – 2017–Current
**ENGRAM, Bobby – (Penn State)**
Offensive Assistant –2011
**ENRIGHT, Dick – (Southern California)**
Offensive Line – 1976
**ERBER, Lew – (Montana State)**
Blocking/Kicking – 1975
**ERDELATZ, Eddie – (St. Mary's)**
Assistant – 1948–49
**ERICKSON, Dennis – (Montana State)**
Head Coach – 2003–04
**EVEREST, Al – (Southern Methodist)**
Special Teams Coordinator – 2007–09
**EVERO, Ejiro – (UC–Davis)**
Defensive Assistant – 2014–15
Offensive Assistant – 2012–13
Quality Control – 2011
**FANGIO, Vic – (East Stroudsburg)**
Defensive Coordinator – 2011–14
**FIPP, Dave – (Arizona)**
Assistant Special Teams – 2008–10
**FISHER, Jeff – (Southern California)**
Defensive Backs – 1992–93
**FLAHERTY, Pat – (East Stroudsburg)**
Offensive Line – 2016
**FLOWERS, Richmond – (Duke)**
Offensive Assistant – 2014
**FOERSTER, Chris – (Colorado State)**
Offensive Line – 2015
Offensive Line – 2008–09
**FRANKLIN, Aubrayo – (Tennessee)**
Defensive Assistant – 2015
**FRANKLIN, Chet – (Utah)**
Defensive Backs – 1974
Special Teams – 1971–73
**GANSZ, Frank – (Navy)**
Special Teams – 1978
**GASE, Adam – (Michigan State)**
Offensive Assistant – 2008
**GERHART, Doug – (Occidental)**
Quarterbacks/Running Backs – 1977
Quarterbacks/Receivers – 1976
**GIDDINGS, Mike – (California)**
Linebackers – 1968–73
**GREEN, Dennis – (Iowa)**
Receivers – 1986–88
Receivers/Special Teams – 1979
**GRUDEN, Jon – (Dayton)**
Offensive Quality Control – 1990
**HACKETT, Paul – (UC Davis)**
Quarterbacks/Receivers – 1983–85
**HAFLEY, Jeff – (Siena)**
Defensive Backs – 2016–Current
**HAMILTON, Pep – (Howard)**
Offensive Assistant/Quarterbacks coach – 2006
**HANSEN, Peter– (Arizona)**
Defensive Assistant/Outside Linebackers – 2013
Defensive Assistant/Quality Control – 2011–12
**HARBAUGH, Jim – (Michigan)**
Head Coach – 2011–14
**HARRIS, Al – (Arizona State)**
Pass Rush Specialist – 2009–10
**HARRIS, Bishop – (North Carolina College)**
Running Backs – 2005–07
**HART, Tommy – (Morris Brown)**
Defensive Assistant – 1983–1991
**HECKER, Norb – (Baldwin–Wallace)**
Linebackers – 1980–86
Defensive Backs – 1979
**HEINRICH, Don – (Washington)**
Quarterbacks/Receivers – 1974–75
Defensive Secondary – 1971–73
**HENRY, Adam – (McNeese State)**
Wide Receivers – 2015
**HICKEY, W., Howard "Red" – (Arkansas)**
Head Coach – 1959–63
Offensive Backs/Ends – 1955–58

## ALL-TIME COACHES

**HIGHTOWER, Richard – (Texas)**
Special Teams Coordinator – 2017–Current
Assistant Special Teams – 2015
**HILL, Jaime – (San Francisco State)**
Defensive Quality Control – 1997–98
**HOENER, Pete – (Bradley)**
Tight Ends – 2005–10
**HOLLAND, Johnny – (Texas A&M)**
Linebackers – 2017–Current
**HOLLWAY, Bob – (Michigan)**
Defensive Line – 1975
**HOLMGREN, Mike – (Southern California)**
Offensive Coordinator/Quarterbacks – 1989–91
Quarterbacks – 1986–88
**HOLMOE, Tom – (Brigham Young)**
Defensive Backs – 1994–95
**HOLOVAK, Mike – (Boston College)**
Offensive Backfield – 1969
**HOSTLER, Jim – (Indiana, PA)**
Quarterbacks – 2005–06
Offensive Coordinator – 2007
**HUGHES, Ed – (Tulsa)**
Chief of Offense/Backs – 1968–70
**JACKSON, Carl – (Prairie View A&M)**
Running Backs – 1992–96
**JACKSON, Greg – (Lousiana State)**
Assistant Secondary – 2011–14
**JACKSON, Milt – (Tulsa)**
Special Teams/Wide Receivers – 1980–82
**JOHNSON, Bill – (Tyler JC)**
Chief of Offense – 1955–67
**JOHNSON, Brian – (Lousiana State)**
Strength & Conditioning Assistant – 2015–16
**JOHNSON, Marquis – (Prairie View A&M)**
Assistant Strength & Conditioning – 2017–Current
**JOHNSON, Mike – (Akron)**
Offensive Coordinator – 2010
Quarterbacks – 2009–10
**JOHNSON, Taylor – (UC–Davis)**
Strength & Conditioning Assistant – 2015–16
**JONES, Terrell – (San Jose State)**
Strength Development Coordinator – 2000–04
**JOSEPH, Vance – (Colorado)**
Secondary Assistant – 2005–10
**KELLY, Chip – (New Hampshire)**
Head Coach – 2016
**KIRKSEY, Larry – (Eastern Kentucky)**
Receivers – 1994–99
**KNAPP, Greg – (Sacramento State)**
Offensive Coordinator – 2001–03
Quarterbacks – 1998–2000
Offensive Quality Control – 1995–97
**KUBIAK, Gary – (Texas A&M)**
Quarterbacks – 1994
**KWAN, Stan – (San Diego State)**
Assistant Special Teams – 2017–Current
**LaFLEUR, Mike – (Elmhurst)**
Wide Receivers/Passing Game Specialist – 2017–Current
**LAPPANO, Tim – (Idaho)**
Running Backs – 2003–04
**LAVAN, Al – (Colorado State)**
Running Backs – 1989–90
**LAWSON, Jim – (Stanford)**
Assistant – 1946–54
**LEAVITT, Jim – (Missouri)**
Linebackers – 2011–14
**LEGGETT, Earl – (Louisiana State)**
Defensive Line – 1978
**LEWIS, Sherman – (Michigan State)**
Receivers – 1989–91
Running Backs – 1983–88
**LEWIS, Tim – (Pittsburgh)**
Secondary – 2015
**LITTLE, Steve – (Iowa State)**
Physical Development Asst. – 1993
**LOGAN, Steve – (Tulsa)**
Quarterbacks – 2015
**LOMBARDI, Mick – (Fordham)**
Offensive Quality Control – 2016
Defensive Assistant – 2015
Offensive Assistant – 2014
**LOWRY, Alan – (Texas)**
Special Teams – 1992–95
**LUKABU, Tem – (Colgate)**
Defensive Quality Control – 2016–Current
**LYNN, Johnnie – (UCLA)**
Special Asst. to Head Coach/Secondary – 2009–10
Secondary – 2006–08
Defensive Backs – 1996
**LYNN, Ron – (Mount Union)**
Secondary – 2004
**MAC DUFF, Larry – (Oklahoma)**
Special Teams Coordinator – 2003–06
**MANGINI, Eric – (Wesleyan)**
Defensive Coordinator – 2015
Tight Ends – 2014
Senior Offensive Consultant – 2013
**MANUSKY, Greg (Colgate)**
Defensive Coordinator – 2007–10
**MARIUCCI, Steve – (Northern Michigan)**
Head Coach – 1997–02
**MARSHALL, John – (Washington State)**
Defensive Coordinator – 1997–98
Linebackers – 1994–96
Defensive Line – 1989–93
**MARTZ, Mike – (Fresno State)**
Offensive Coordinator – 2008
**MATTHEWS, Billie – (Southern)**
Running Backs – 1979–82
**MAXIE, Brett – (Texas Southern)**
Secondary – 2002–03
Assistant Secondary – 2000–01
Defensive Assistant – 1999
**McADOO, Ben – (Indiana, PA)**
Assistant Offensive Line/Quality Control – 2005
**McCARTHY, Mike – (Baker)**
Offensive Coordinator – 2005
**McCARTNEY, T.C. – (Lousiana State)**
Offensive Assistant – 2017–Current
Offensive Assistant – 2015
**McCULLEY, Pete – (Louisiana Tech)**
Head Coach – 1978
**McDANIEL, Mike – (Yale)**
Run Game Specialist – 2017–Current
**McGAUGHEY, JR., Thomas – (Houston)**
Special Teams Coordinator – 2015
**McKITTRICK, Bobb – (Oregon State)**
Offensive Line – 1979–99
**McMACKIN, Greg – (Southern Oregon)**
Associate Head Coach/Linebackers – 2003–04
**McPHERSON, Bill – (Santa Clara)**
Linebackers/Defensive Line/
Defensive Coordinator/Asst. Head
Coach/Defensive Asst. – 1979–98
**MEYER, Ken – (Denison)**
Head Coach – 1977
Offensive Backfield – 1968
**MICHAEL, Jason – (Western Kentucky)**
Quarterbacks – 2010
Offensive Assistant – 2009–10
**MILLER, Burnie – (Wofford)**
Defensive Backs – 1970
**MODKINS, Curtis – (Texas Christian)**
Offensive Coordinator – 2016
**MORA, Jim – (Washington)**
Defensive Coordinator – 1999–2003
Defensive Backs – 1997–98
**MORNHINWEG, Marty – (Montana)**
Offensive Coordinator – Quarterbacks – 1997–98
**MORRIS, Pat – (Southern California)**
Offensive Line – 1999–03
Tight Ends/Assistant Offensive Line – 1997–98
**MORTON, John – (Western Michigan)**
Wide Receivers – 2011–14
**MUDD, Howard – (Hillsdale)**
Offensive Line – 1977
**MYERS, Jack – (UCLA)**
Assistant – 1963
**NATHAN, Tony – (Alabama)**
Running Backs – 2008
**NIXON, Jeff – (Penn State)**
Tight Ends – 2016
**NOLAN, Dick – (Maryland)**
Head Coach – 1968–75
**NOLAN, Mike – (Oregon)**
Head Coach – 2005–08
**NORI, Mark (Boston College)**
Offensive Assistant/Offensive Line – 2007
**O'CONNELL, Kevin – (San Diego State)**
Special Projects – 2016
**O'CONNOR, Fred – (East Stroudsburg State)**
Head Coach (final seven games) – 1978
Offensive Coordinator – 1978
**O'NEIL, Jim – (Towson)**
Defensive Coordinator – 2016
**OGHOBAASE, Vince – (Duke)**
Assistant Defensive Line – 2016–Current
**OLSON, Greg – (Central Washington)**
Quarterbacks – 2001
**OLSON, Rich – (Washington State)**
Quarterbacks – 2004
**PARIANI, Brian – (UCLA)**
Offensive Coaches Assistant – 1992–94
**PARKER, Johnny – (Mississippi)**
Strength and Conditioning – 2005–07
**PELINI, Mark (Bo) – (Ohio State)**
Defensive Assistant – 1994–96
**PENDERGAST, Clancy – (Arizona)**
Linebackers – 2015
**PERRY, Dustin – (Western Michigan)**
Assistant Strength & Conditioning – 2017–Current
**PERRY, Joe – (Compton JC)**
Kicking/Game Scout – 1968–69
**PETERS, Floyd – (San Francisco State)**
Defensive Line – 1976–77

## ALL-TIME COACHES

**QUINN, Dan – (Salisbury State)**
Defensive Line – 2003–04
Defensive Quality Control – 2001–02
**RADAKOVICH, Dan – (Penn State)**
Defensive Coordinator/Linebackers – 1978
**RATHMAN, Tom – (Nebraska)**
Running Backs – 2009–16
Running Backs – 1997–2002
Running Backs/Tight Ends Asst. – 1996
**RAYE, Jimmy – (Michigan State)**
Offensive Coordinator – 2009–10
Receivers – 1977
**REESE, Floyd – (UCLA)**
Strength & Conditioning – 1978
**RHODES, Ray – (Tulsa)**
Defensive Coordinator – 1994
Defensive Backs – 1983–91
Asst. Defensive Backs – 1981–82
**ROBINSON, Willy – (Fresno State)**
Defensive Coordinator – 2004
**RODGERS, Jeff – (North Texas)**
Special Teams Assistant – 2003–07
**ROMAN, Greg – (John Carroll)**
Offensive Coordinator – 2011–14
**RUFFO, Al – (Santa Clara)**
Assistant Coach – 1946–47
**RYANS, DeMeco – (Alabama)**
Defensive Quality Control – 2017–Current
**SALEH, Robert – (Northern Michigan)**
Defensive Coordinator – 2017–Current
**SCANGARELLO, Rich – (Sacramento State)**
Quarterbacks – 2017–Current
**SCHMIDT, Kurt – (Wisconsin–Lacrosse)**
Strength, Conditioning & Nutrition Asst. – 2013–17
**SCHOLZ, Dave – (Wisconsin–Milwaukee)**
Strength, Nutrition & Conditioning Asst. – 2012
**SCHOTTHENHEIMER, Kurt – (Miami)**
Special Teams Coordinator – 2010
**SCOLA, Joe – (Dartmouth)**
Offensive Assistant – 2015
**SCOVIL, Doug – (Pacific)**
Offensive Backs – 1971–75
Special Teams – 1970
**SEELY, Brad – (South Dakota State)**
Asst. HC/Special Teams Coordinator – 2011–14
**SEIFERT, George – (Utah)**
Head Coach – 1989–96
Defensive Coordinator – 1983–88
Secondary – 1980–82
**SHANAHAN, Kyle – (Texas)**
Head Coach – 2017–Current
**SHANAHAN, Mike – (Eastern Illinois)**
Offensive Coordinator/Quarterbacks – 1992–94
**SHAW, Bob – (Ohio State)**
Assistant Coach – 1959
**SHAW, Lawrence "Buck" – (Notre Dame)**
Head Coach – 1946–54
**SHERMAN, Ray – (Fresno State)**
Receivers – 1992–93
Running Backs – 1991
**SHOFNER, Jim – (Texas Christian)**
Defensive Backs – 1977
Receivers/Quarterbacks – 1970–73
Defensive Backs – 1967–69

**SIMMONS, Al – (Cal State–Hayward)**
Secondary – 2004
Assistant Secondary – 2003
**SINGLETARY, Mike – (Baylor)**
Head Coach – 2009–10
Assistant Head Coach/Linebackers – 2005–08
**SINGLETARY, Vantz – (Kansas State)**
Inside Linebackers – 2009–10
**SLOWIK, Bobby – (Michigan Tech)**
Defensive Quality Control – 2017–Current
**SMITH, Gregg – (Idaho)**
Assistant Head Coach/Offensive Line – 2004
Assistant Head Coach/Tight Ends – 2003
**SMITH, Richard – (Fresno State)**
Linebackers – 1997–02
**SMITH, Tracy – (Lousiana State)**
Special Teams Assistant – 2012–14
**SOLARI, Mike – (San Diego State)**
Offensive Line – 2010–2014
Tight Ends/Asst. Offensive Line – 1992–96
**Sowers, Katie – (Central Missouri)**
Seasonal Offensive Assistant – 2017–Current
**SPARANO, Tony – (New Haven)**
Tight Ends – 2015
**SPAVITAL, Jim – (Oklahoma State)**
Running Backs – 1976
**STANFEL, Dick – (San Francisco)**
Offensive Coordinator/Offensive Line – 1971–75
**STECKEL, Les – (Kansas)**
Receivers – 1978
**STENAVICH, Adam – (Michigan)**
Assistant Offensive Line – 2017–Current
**STEWART, George – (Arkansas)**
Receivers – 2000–02
Special Teams Coordinator – 1996–99
**STILES, Lynn – (Utah)**
Special Teams/TEs/Offensive Line Asst. – 1987–91
**STRADER, Norman P., "Red" – (St. Mary's)**
Head Coach – 1955
Asst. Coach/Chief Scout – 1952
**STUDLEY, Chuck – (Illinois)**
Defensive Coordinator – 1979–82
**SUGARMAN, Andy – (California)**
Offensive Assistant – 2000–02
Offensive Quality Control – 1998–99
**SULLIVAN, Jerry – (Florida State)**
Wide Receivers/Senior Assistant – 2005–10
**SWARTZ, Scott – (San Jose State)**
Offensive Quality Control – 2004
**SWINTON II, Derius – (Hampton)**
Special Teams Coordinator – 2016
**TALLEY, Robert – (Boston University)**
Special Assistant to the Head Coach – 2005–2006
**TARVER, Jason – (Santa Clara)**
Senior Defensive Assistant – 2017–Current
Outside Linebackers – 2016
Senior Defensive Assistant/Linebackers – 2015
Outside Linebackers – 2009–10
Defensive Asst./Outside Linebackers – 2005–08
Assistant Running Backs/Offensive Assistant – 2004
Offensive Quality Control – 2001–03
**TAYLOR, Chuck – (Stanford)**
Assistant Coach – 1950
**TITTLE, Y.A. – (Louisiana State)**
Offensive Consultant – 1965–69

**TOLBERT, Kevin – (Navy)**
Assistant Strength and Conditioning – 2011–14
**TOLLNER, Ted – (Cal Poly SLO)**
Quarterbacks/Assistant to Head Coach – 2008
Offensive Assistant – 2007
Offensive Coordinator – 2004
Quarterbacks – 2002–03
**TOMEY, Dick – (DePauw)**
Defensive Assistant – 2003
**TOMSULA, Jim (Catawba)**
Head Coach – 2015
Defensive Line – 2007–14
Interim Head Coach – 2010
**TRESTMAN, Marc – (Minnesota)**
Offensive Coordinator – 1995–96
**TURNER, Norv – (Oregon)**
Offensive Coordinator – 2006
**TURNER, JR., Robert – (Indiana State)**
Running Backs – 2017–Current
**UYEYAMA, Mark – (Utah)**
Director of Human Performance – 2015–16
Head Strength & Conditioning – 2011–14
Asst. Strength & Conditioning – 2008–10
**VERMEIL, Al – (Utah State)**
Strength & Conditioning – 1979–82
**VETRANO, Joe – (Southern Mississippi)**
Assistant Coach/Chief Scout – 1953–56
**VON APPEN, Fred – (Linfield)**
Defensive Line – 1987–88
Special Teams/Asst. Offensive Line/TE – 1983–86
**VORIS, Dick – (San Jose State)**
Assistant Coach – 1963–67
**WALSH, Bill – (San Jose State)**
Asst. to Coaching Staff – 1996
Head Coach – 1979–88
**WARHOP, George – (Cincinnati)**
Offensive Line – 2005–09
**WHITE, Mike – (California)**
Administrative Asst./Offensive Line – 1978–79
**WILSON, Billy – (San Jose State)**
Offensive End Coach – 1964–67
Assistant Coach – 1961–62
**WIGGIN, Paul – (Stanford)**
Defensive Coordinator/Line – 1974
Defensive Line – 1968–73
**WOLFORD, Eric – (Kansas State)**
Asssistant Offensive Line – 2015–16
**WRIGHT, Eric – (Missouri)**
Defensive Backs Assistant – 1991–93
**WRIGHT, Ray – (Duke)**
Head Strength & Conditioning – 2017–Current
**WULFF, PAUL – (Washington State)**
Senior Offensive Assistant – 2012–13
**WYCHE, Sam – (Furman)**
Quarterbacks – 1979–82
**YARBER, Eric – (Idaho)**
Wide Receivers – 2003–04
**YOUNG, David – (Idaho)**
Strength & Conditioning Assistant – 2015–16
**ZEMAN, Bob – (Wisconsin)**
Linebackers – 1989–93
**ZGONINA, Jeff – (Purdue)**
Defensive Line – 2017–Current
**ZWAHLEN, Ernie – (Oregon State)**
Offensive Line – 1968–70

# ADAM PETERS

## VICE PRESIDENT OF PLAYER PERSONNEL

### 15TH NFL SEASON » 1ST WITH 49ERS

Adam Peters enters his 15th season in the NFL and first as vice president of player personnel for the 49ers. He joins the 49ers after spending the previous eight seasons (2009-16) with the Denver Broncos.

In 2016, Peters was named the Broncos director of college scouting after spending two seasons as the team's assistant director of college scouting (2014-15). Peters spent three years as a national scout (2011-13) after originally joining the Broncos as a regional scout in 2009.

As a member of Denver's personnel department, Peters helped the team acquire 27 players through the draft and college free agency that were vital members of the Super Bowl 50 championship roster.

Peters joined the Broncos after spending six years (2003-08) with the New England Patriots. In his first two seasons with the Patriots as a scouting assistant, he was a part of two Super Bowl championship teams (XXXVIII in 2003 and XXXIX in 2004). In 2005, Peters handled pro scouting duties for the team before serving as an area scout in his final three seasons (2006-08) with the Patriots.

Prior to the NFL, Peters spent one season (2002) as a football operations graduate assistant at UCLA after playing defensive end for the Bruins from 1999-2001. He transferred to UCLA from West Valley Junior College (Saratoga, CA), where he played tight end for two seasons (1997-98) and earned all-conference honors.

A native of Cupertino, CA, Peters attended Monta Visa High School where he was a two-sport standout in football and baseball during his prep career.

# MARTIN MAYHEW

## SENIOR PERSONNEL EXECUTIVE

### 19TH NFL SEASON » 1ST WITH 49ERS

Martin Mayhew is in his first season as the 49ers senior personnel executive. He joins the 49ers after spending the 2016 season as the director of football operations/special projects with the New York Giants. In his role with the Giants, he worked all aspects of the salary cap, CBA compliance and player contract negotiations.

Prior to his time in New York, Mayhew spent 15 years (2001-15) in the Detroit Lions organization, including the final seven as the team's general manager. Taking over as general manager following the team's winless season in 2008, he aided Detroit's ascent to a 10-win season in 2011. Mayhew was responsible for the draft selections of Pro Bowlers QB Matthew Stafford and DE Ezekiel Ansah, as well as 2010 AP Defensive Rookie of the Year DT Ndamukong Suh, who was selected to four Pro Bowls as a member of the Lions. He was also responsible for signing WR Golden Tate and S Glover Quin in free agency, both of whom went on to earn Pro Bowl honors in Detroit.

In 2015, Detroit had five players selected to the Pro Bowl for the first time since 2000 (WR Calvin Johnson, Tate, Stafford, Suh & Quin). The previous year, Mayhew constructed a Lions team that won 11 games for the fourth time in franchise history. That year, Detroit finished second in total defense and third in points allowed, led by their top-ranked rush defense that allowed just 69.3 yards per game, which stands as the ninth fewest rushing yards allowed per game in NFL history.

Mayhew first joined the Lions organization in 2001 as the senior director of football administration/staff counsel. In 2003, he was promoted to senior vice president of football administration/staff counsel and was appointed senior vice president and assistant general manager in 2004. In 2008, Mayhew was promoted to general manager.

Originally a 10th round selection (262nd overall) by the Buffalo Bills in the 1988 NFL Draft, Mayhew played nine seasons in the NFL. During his career with Buffalo (1988), Washington (1989-92) and Tampa Bay (1993-96), he appeared in 118 games (107 starts) and registered 473 tackles, 21 interceptions, four forced fumbles and 1.0 sack. In 1991, Mayhew started and was a member of the Super Bowl XXVI champion Washington Redskins.

A native of Tallahassee, FL, Mayhew graduated from Florida State University with a degree in business management and earned his law degree from Georgetown University's Law Center in 2000. While at FSU, he was a National Merit and Achievement Scholar and earned GTE CoSIDA Academic All-America honors. He was also a two-sport athlete, lettering on both the Seminoles football and track teams. During the 1999 season while attending law school, Mayhew spent nine months as an intern in the Redskins personnel department. He also had two separate internship stints with the NFL league office in both the labor operations and legal departments before joining the Lions in 2001. He is a member of The Florida Bar.



# RAN CARTHON

## DIRECTOR OF PRO PERSONNEL

### 10TH NFL SEASON » 1ST WITH 49ERS

Ran Carthon enters his 10th season in the NFL and first as director of pro personnel with San Francisco. He spent the previous five seasons (2012-16) as director of pro personnel with the St. Louis/Los Angeles Rams.

In his role with the 49ers, Carthon manages the coordination and day-to-day operations of the Pro Personnel department, including assistance with the coordination of free agency, the evaluation of the unrestricted free agent market and oversight of the evaluations of NFL players. He also provides input into personnel decisions concerning the team's acquisition of veteran talent through free agency, trades and the waiver system. Carthon also oversees creation of advanced scouting reports for all upcoming 49ers opponents in order to assist the coaching staff in their preparations.

During his tenure with the Rams, Carthon played a vital role in a personnel department that drafted consecutive Associated Press Rookie of the Year Award winners in DT Aaron Donald (Defense – 2014) and RB Todd Gurley (Offense – 2015). From 2012-16, the Rams organization also had nine players selected to the Pro Football Writers Association of America's All-Rookie team. During free agency this offseason, the Rams signed sought after free agents such as three-time Pro Bowl T Andrew Whitworth and WR Robert Woods.

Carthon joined the Rams following four seasons (2008-11) as a pro scout with the Atlanta Falcons. In Atlanta, he worked closely with current Rams general manager Les Snead, who was the Falcons director of player personnel during that time.

A 36-year-old native of Osceola, AR, Carthon was a running back at the University of Florida (1999-2003), where he appeared in four bowl games and was part of the Gators 2000 SEC Championship team. After signing with the Indianapolis Colts as an undrafted free agent in 2004, Carthon appeared in nine games and registered 16 carries for 22 yards and two touchdowns with the team. He also had brief stints with the Green Bay Packers (2005), Seattle Seahawks (2005) and Detroit Lions (2006).

# BRIAN HAMPTON

## DIRECTOR OF FOOTBALL ADMINISTRATION AND ANALYTICS

### 14TH NFL SEASON » 14TH WITH 49ERS

Brian Hampton is in his 14th season with the 49ers and his eighth as director of football administration and analytics. Hampton previously served as the team's manager of football operations for two seasons and as an analyst before that. He originally joined the 49ers as a football operations intern in late 2003.

In his current role, Hampton is responsible for contract negotiations, strategic planning and management of the club's player compensation budget and salary cap. His various other daily football operations duties include overseeing the budgets for all football departments, compliance with league rules and scheduling. Hampton also manages the football R&D efforts, providing frequent analysis on special projects for the owner, head coach, general manager and president.

Born and raised in Oakley, CA, Hampton earned a M.A. in sport management from the University of San Francisco and a B.A. in business economics from UC-Santa Barbara. While attending UCSB, Hampton worked for the Santa Barbara Foresters Baseball Club and the UCSB athletic department. Hampton also spent two years directing the UCSB sports fan club and also was elected and served as President of the Associated Students for one year.

Hampton resides in Mountain View, CA, with his wife, Lindsay, daughter, Jordan, and son, Nolan. He is an avid tri-athlete and runner, and has completed a number of events, including marathons and Ironman triathlons.

# RYAN CORDELL

## SPECIAL ASSISTANT TO THE GENERAL MANAGER

### 4TH NFL SEASON » 4TH WITH 49ERS

Ryan Cordell is in his 4th year with the 49ers and first as the special assistant to the general manager. He spent 2016 as the football operations coordinator where he assisted with clock and game management.

In 2015, Cordell served as an offensive assistant on the coaching staff, breaking down film for the offense, running the scout team, assisting all offensive coaches, and assisting in the coaching of the running back position. He originally joined the 49ers in 2014 as a salary cap intern where he assisted with various roster composition and salary allocation research.

Prior to joining the 49ers, Cordell coached high school football for both Calvert Hall College High School (Baltimore, MD) and St. Mary's High School (Annapolis, MD) coaching running backs and quarterbacks, respectively.

Cordell graduated from the University of Notre Dame in the spring of 2013 with a master's in business administration and a degree in mathematics.

# CROWLEY HANLON

## SPECIAL ASSISTANT TO PLAYER PERSONNEL

### 3RD NFL SEASON » 2ND WITH 49ERS

Crowley Hanlon enters his second season with the 49ers and first as the team's special assistant to player personnel. In his role, Hanlon will assist in roster evaluation, creating player cut ups, monitor roster moves and coordinate free agent visits.

In 2016, Hanlon was a coaching assistant on the 49ers staff after serving as the logistics coordinator for the Philadelphia Eagles in 2015.

Prior to the NFL, Hanlon worked as an undergraduate assistant coach while attending the University of Oregon (2010-14). As a part of coaching staff that went to four consecutive bowl games, he hired and oversaw five undergraduate coaching assistants and signaled offensive line play calls on game day. Crowley also broke down game and practice film and managed time during practice.

A Portland, OR native, Hanlon graduated from Oregon with a degree in advertising.

# ETHAN WAUGH

## SENIOR PLAYER PERSONNEL COORDINATOR

### 14TH NFL SEASON » 14TH WITH 49ERS

Ethan Waugh is in his 14th year with the 49ers and third as senior player personnel coordinator after having served three seasons as the team's senior personnel assistant. In his role, he is based in Santa Clara, where he works with all aspects of player personnel. Waugh spent four seasons as the team's midwest regional scout.

Prior to being promoted to an area scout in 2008, Waugh served as the team's personnel assistant where he was involved in a variety of areas, including the evaluation and scouting of college and professional players and working extensively with the 49ers' scouting database.

Waugh joined the 49ers after spending the previous two seasons at Illinois Wesleyan University, where he served as the offensive coordinator, quarterbacks coach and recruiting coordinator.

Prior to his time at Illinois Wesleyan, Waugh served as an assistant at Western Carolina University from 1997-2001. While with the Catamounts, he coached on both the offensive and defensive sides of the ball and assisted with special teams.

Waugh grew up in Vernon Hills, IL, and played defensive back for two years at Lake Forest College before transferring to Lawrence University where he played the slot and quarterback positions. He is a 1997 graduate of Lawrence with a bachelor's degree in history and earned a master's degree in American History from Western Carolina in 1999.

Waugh hails from a football family. His father, Maury, currently coaches at Trine University, his brother, Tucker, coaches the slotbacks at Army, and another brother, Adam, is the co-defensive coordinator/safeties at Louisiana-Monroe.

He and his wife, Allison, reside in San Jose, CA with their four sons.

# JUSTIN CHABOT

## NATIONAL SCOUT

### 14TH NFL SEASON » 14TH WITH 49ERS

Justin Chabot is in his 14th year with the 49ers and his fifth as the team's national scout. In his current role, he is responsible for cross-checking college football's top prospects throughout the country. Chabot had previously scouted the midwest, southwest and southeast regions for the team.

Prior to joining the 49ers, Chabot spent five years as the director of football operations at Northwestern. As part of his role with the Wildcats, Chabot served as the pro liaison to visiting college talent scouts from the NFL. Chabot was extremely familiar with Northwestern's football program, having starred as an offensive lineman on the 1995 and 1996 Big Ten Championship teams.

Chabot recorded 41 career starts on the Northwestern offensive line, including starts on the 1996 Rose Bowl and the 1997 Citrus Bowl teams. A four-year letterwinner and captain of the 1996 squad, Chabot was named first-team All-Big Ten by the media and coaches as a senior. He was also named to the Academic All-Big Ten list, in 1993.

Born in Washington, D.C., Chabot was raised in Oxford, OH. He graduated from Northwestern in 1996 with a degree in sociology, and played professionally during the 1997 season with the Pittsburgh Steelers and the New York Giants.

Chabot resides in Houston, TX, with his twin sons, Walker and Brant.

# CHIP FLANAGAN

## NATIONAL SCOUT

### 14TH NFL SEASON » 6TH WITH 49ERS

Chip Flanagan is in his sixth season with the 49ers and first as the team's national scout. He previous served as a regional scout for the club from 2012-16.

In his current role, Flanagan is responsible for cross-checking college football's top prospects throughout the country.

Prior to joining the team, Flanagan spent eight seasons with the Washington Redskins. He served as an area scout for the Redskins from 2007-11, where he was responsible for evaluating college prospects at schools located in the southwest region (2007-10) and southeast region (2011).

Prior to working as an area scout, Flanagan served as a college scouting assistant with the Redskins for two seasons (2005-06). He originally entered the NFL in 2004 as an intern in the Redskins' personnel department.

Flanagan was a three-time letterman in football at outside linebacker and a team captain with Bowdoin College in Brunswick, ME. He also lettered in baseball. A Lowell, MA, native, Flanagan received a degree in mathematics and a minor in economics in 2000. He also received a master's degree in sport management from Massachusetts-Amherst in 2004.

Flanagan and his wife, Lisa, reside in Virginia Beach, Va. The couple has a daughter, Kylie, and a son, Zack.

# TARIQ AHMAD

## REGIONAL SCOUT

### 4TH NFL SEASON » 4TH WITH 49ERS

Tariq Ahmad is in his third season as a regional scout after spending the 2014 season as an assistant in the 49ers scouting department. Ahmad assists with the evaluations of both college and professional players.

Ahmad joined the team following four seasons as director of football recruiting operations at Rutgers University and seven seasons overall as a member of the Scarlet Knights program. During his time at Rutgers, Ahmad received his master's degree in education administration.

Ahmad previously served as an offensive graduate assistant coach at Ithaca College, working with the running backs on game strategies and techniques. Prior to becoming a coach, Ahmad was a three-sport athlete, participating in football, basketball and outdoor track at his alma mater. A native of Holmdel, NJ, he graduated from Ithaca College in 2005, majoring in health and physical education.

# REGGIE COBB

## REGIONAL SCOUT

### 17TH NFL SEASON » 9TH WITH 49ERS

Reggie Cobb is in his ninth year with the 49ers as a regional scout. In 2011, Cobb was named NFC Scout of the Year by the Fritz Pollard Alliance.

Cobb joined the 49ers after spending the previous six years scouting the Southwest region for the Tampa Bay Buccaneers and two seasons (2001-02) as a member of the Washington Redskins scouting department.

Cobb enjoyed a seven-year playing career that began as a second-round pick (30th overall) by the Buccaneers, in 1990. Cobb played four seasons (1990-93) with Tampa Bay before playing one season each with Green Bay (1994), Jacksonville (1995) and the N.Y. Jets (1996).

Cobb finished his college career ranked third on the University of Tennessee's career rushing chart with 2,360 yards and 26 touchdowns. He was also a member of the school's 100th anniversary team. Cobb lettered in track and graduated with a degree in urban studies in 1990.

Cobb and his son, DeMarcus, live in Sugarland, Texas.

# RJ GILLEN

## PRO PERSONNEL SCOUT

### 3RD NFL SEASON » 3RD WITH 49ERS

RJ Gillen is in his third season with the 49ers and first as a pro personnel scout. He previously served as an assistant in the 49ers scouting department from 2015-16.

In his role, Gillen assists the pro scouting department in their evaluation of NFL talent and also coordinates player tryouts and visits to the 49ers facility. During the offseason, he assists in evaluating the team's roster prior to free agency.

Prior to joining the 49ers, Gillen was a college football scout with the National Collegiate Scouting Association where he managed a recruiting list of potential college prospects to help college coaches identify those who might have the ability to play collegiately. Gillen also has previous experience in the NBA front office with the San Antonio Spurs where he assisted in preparation of player reports for the NBA draft and free agency.

A native of Memphis, TN, Gillen graduated from Marquette University School of Law with a focus on Sports Law in May of 2014. He is a member of the Texas Bar and Wisconsin Bar. Gillen earned his Bachelor of Science in Sports Administration and Leadership from Louisiana State University where he was a member of the LSU football team from 2007-10 and won a BCS National Championship in 2007.

# AJ HIGHSMITH

## PRO PERSONNEL SCOUT

### 4TH NFL SEASON » 4TH WITH 49ERS

AJ Highsmith is in his fourth season with the 49ers and second as a pro personnel scout. In his role, Highsmith assists the pro scouting department in their evaluation of NFL talent and also coordinates player tryouts and visits to the 49ers facility. During the offseason, he assists in evaluating the team's roster prior to free agency.

Highsmith spent the previous two seasons as an assistant in the 49ers scouting department.

A quarterback turned defensive back at the University of Miami from 2009-13, Highsmith saw action in 41 games (11 starts) and recorded 67 total tackles, two interceptions, one forced fumble, one fumble recovery and one sack. In 2013, he was awarded the Hurricane Media "Good Guy" Award.

While at Miami, Highsmith earned his bachelor's degree in sport administration as well as a master of arts in liberal studies degree. His father, Alonzo Highsmith, played at Miami from 1983-86 and in the NFL with the Houston Oilers, Dallas Cowboys and Tampa Bay Buccaneers, and currently works as a senior personnel executive with the Green Bay Packers.

# DARRELL MOODY

## REGIONAL SCOUT

### 16TH NFL SEASON » 3RD WITH 49ERS

Darrell Moody is in his third season with the 49ers as the team's regional scout. A 15-year veteran of scouting in the NFL, he joined the organization after spending the previous five seasons (2010-14) with the Buffalo Bills as a national scout. Prior to joining the Bills, Moody spent eight seasons (2002-09) with the San Diego Chargers as a college scout, covering the southeast region.

Prior to joining San Diego, he was the offensive coordinator for Eastern Randolph High School in Ramseur, NC during the 2001 season.

From 1998-2000, Moody served an assistant coach at the University of North Carolina. In 1998-99, he coached the wide receivers and in 2000, he became the running backs coach and was responsible for coordinating recruiting efforts. Additionally, Moody was the offensive coordinator at North Carolina from 1988-95. On top of his duties as offensive coordinator, he spent time coaching the quarterbacks (1988-89) and running backs (1990-95).

In between stints at UNC, Moody spent the 1996 season as the offensive coordinator at Clemson, and as the wide receivers coach at his alma mater, North Carolina State, in 1997.

A native of Asheboro, NC, Moody was a quarterback at North Carolina State from 1968-70, where he earned a degree in economics and a Master's in vocational education.

Moody began his coaching career by spending the 1971-72 seasons at Asheboro High School. He first joined the college coaching ranks as a graduate assistant at North Carolina State from 1973-74.

In 1975, Moody was named quarterbacks and running backs coach at Southern Mississippi before returning to North Carolina State as defensive backs coach in 1976. From 1977-79, he oversaw the team's quarterbacks and running backs.

In 1980, Moody was named the running backs coach at Louisiana State University, where he remained until 1983. In 1984, he became the assistant head coach at Appalachian State. From 1985-87, he served as the offensive coordinator and quarterbacks coach at Tulane University before being hired at North Carolina in 1988.

# KYLE O'DELL

## REGIONAL SCOUT

### 5TH NFL SEASON » 5TH WITH 49ERS

Kyle O'Dell is in his fifth season with the 49ers and second as the team's regional scout. O'Dell spent the 2015 season as the 49ers National Football Scouting representative.

Prior to joining the 49ers, O'Dell worked in the recruiting operations department for head coach Nick Saban at the University of Alabama from 2011-12. During those two years, he helped the Crimson Tide compile consecutive consensus number one recruiting classes.

A native of Oxford, AL, O'Dell graduated from the University of Alabama in 2013 with a degree in sports management.

# STEVE RUBIO

## REGIONAL SCOUT

### 6TH NFL SEASON » 6TH WITH 49ERS

Steve Rubio is in his sixth year with the 49ers and fifth as the club's regional scout. He spent the 2012 season as a scouting assistant.

Rubio served as the director of player personnel for the University of Tennessee's football program from 2010-11, after originally joining the team in 2009 as a recruiting intern. In his previous capacity, he oversaw all recruiting board material while handling the initial evaluation of high school and junior college prospects.

The Fort Lauderdale, FL, native graduated from the University of Central Florida with a degree in sports administration, in 2007. Rubio worked in various roles on the Knights football staff over a span of six years. He spent the last 12 months of his tenure as UCF's director of player personnel, after having spent time as a defensive graduate assistant and as the recruiting and operations graduate assistant. Rubio also served as a volunteer coach at his high school, St. Thomas Aquinas, from 2003-04.

# JOHN STEVENSON

## REGIONAL SCOUT

### 3RD NFL SEASON » 3RD WITH 49ERS

John Stevenson is in his third season with the 49ers and first as the team's regional scout. He spent the previous two years as an assistant in the scouting department. In 2015, he interned during training camp through the Wooten-Nunn fellowship.

Prior to joining the 49ers, Stevenson played for the Bemidji Axemen of the Indoor Football League and went to training camp with the Ottawa Redblacks of the Canadian Football League in 2015. In 2013, he signed with the New York Giants as an undrafted free agent.

A walk-on turned four-year letterman at Georgia Southern University, Stevenson saw action in 52 games and recorded 148 tackles, 1.5 sacks, 4.5 tackles for loss, five passes defensed, two forced fumbles and two fumble recoveries during his college career. As a senior in 2012, he led the team with 103 tackles and was voted to the team's leadership council by his peers and named a team captain. Additionally, Stevenson was the recipient of the 2012 Erk Russell Award, given in honor of the late Georgia Southern head coach Erk Russell to a player who exemplifies the traits needed to play for him.

A native of Stone Mountain, GA, Stevenson graduated from Georgia Southern in 2012 with a bachelor's degree in management as well as a minor in marketing.

# JOSH WILLIAMS

## REGIONAL SCOUT

### 7TH NFL SEASON » 7TH WITH 49ERS

Josh Williams is in his seventh season with the 49ers and first as the team's regional scout. He previously served as the team's National Football Scouting representative in 2016.

Williams spent three seasons (2013-15) as a pro personnel scout and two seasons (2011-12) as an assistant in the 49ers scouting department.

A four-year wide receiver for the Columbia University Lions, Williams worked in the financial industry in New York City as a business analyst of investment products at TD Ameritrade. A native of Santa Rosa, CA, he graduated from St. Ignatius College Preparatory in San Francisco in 2005 then earned a bachelor's degree in psychology from Columbia University in 2010.

# JACOB NIEROB

## PLAYER PERSONNEL ASSISTANT

### 3RD NFL SEASON » 3RD WITH 49ERS

Jacob Nierob is in his third season with the 49ers and first as a player personnel assistant. He served as a scouting administrator in 2016 and an assistant in the 49ers scouting department in 2015.

Prior to joining the 49ers, Nierob interned in the recruiting operations department for the University of Michigan from 2014-15. He primarily focused on organizing recruiting visits as well as creating highlight tapes for the coaching staff to evaluate prospective recruits.

A native of Beverly Hills, CA, Nierob graduated from the University of Michigan in 2015 with a degree in Sport Management.

# GUY McINTYRE

## DIRECTOR OF ALUMNI RELATIONS

### 6TH NFL SEASON » 6TH WITH 49ERS

Guy McIntyre is in his 15th season in the front office of the 49ers and his eighth as director of alumni relations.

In his role, McIntyre coordinates alumni events, gameday responsibilities for the team's five alumni coordinators (Steve Bono, Dan Bunz, Dwight Clark, Jesse Sapolu and Eric Wright) and both Alumni Weekend and Hall of Fame Weekend. He also distributes information from the NFL and works with alumni on the different NFL programs that are specifically geared to alumni.

Prior to joining the 49ers, McIntyre was an offensive line coach with the Rhine Fire of the World League in 2002 and at Menlo College from 2004-06.

A 3rd-round pick (73rd overall) in the 1984 NFL Draft by San Francisco, McIntyre saw action in 145 games (97 starts) with the 49ers over 10 seasons (1984-93). A three-time Super Bowl champion (1984, 1988-89), McIntyre earned All-Pro and Pro Bowl honors in five consecutive seasons (1989-93) throughout his time with the 49ers.

McIntyre is married to his wife, Kimberly, and has five children, Dejon, Mallory, Arial, Alexa and Bailey, and three grandchildren, Amariah, Averey and Kellen.

# PARYS HARALSON

## DIRECTOR OF PLAYER ENGAGEMENT

### 2ND NFL SEASON » 2ND WITH 49ERS

Parys Haralson is in his second season with the 49ers as the director of player engagement. In his role with player engagement, he will continue to develop programs designed to assist players in making a smooth transition in and out of professional football as well as life skills development, financial education, post career and occupational development, continued education and degree completion.

A nine-year NFL veteran, Haralson played in 118 games (88 starts) and registered 380 tackles, 28.0 sacks, five fumble recoveries, three forced fumbles and five passes defensed. He was originally drafted by the San Francisco 49ers in the fifth round (140th overall) of the 2006 NFL Draft. In seven seasons with the 49ers, Haralson played in 86 games (68 starts) and tallied 295 tackles, 21.5 sacks, four fumble recoveries, three forced fumbles and four passes defensed.

The Flora, MS, native attended the University of Tennessee where he earned Second-Team All-SEC as a senior and finished his collegiate career ranked fifth in school history with 21.0 sacks. He graduated from Tennessee in 2006 and is current working towards his MBA from the University of Miami.

# MANNY RIVERA

## ASSISTANT HEAD MEDICAL TRAINER

### 15TH NFL SEASON » 15TH WITH 49ERS

Manny Rivera enters his fourth year as an assistant head athletic trainer with the 49ers after spending the previous 10 years as an assistant athletic trainer. This is Rivera's second stint with San Francisco after serving as an intern athletic trainer during the 2001 season.

Prior to being hired full time in San Francisco, Rivera spent a year working with the United States Olympic Committee. With the USOC, he provided medical coverage for hundreds of Olympic and Paralympic hopefuls in track and field, softball, baseball, soccer, volleyball and rugby.

After interning with the 49ers, Rivera served as a graduate assistant athletic trainer for the Indiana University football team. While at Indiana, he was directly responsible for the emergency medical supplies, training supplies and inventory, packing for team travel, as well as game day medical logistics. Rivera was also responsible for supervision, instruction and evaluation of undergraduate athletic training curriculum students. Rivera graduated from Indiana with a Master of Science degree in kinesiology in 2003.

Rivera began his career in athletic training, serving as a student athletic trainer at the University of the Pacific, where he earned a bachelor's degree in sports medicine, in 2001. He is a certified member of the NATA.

Rivera, his wife, Lauren, daughter, Alexis, and son, Tyler, reside in San Ramon, CA.

# LAURA SCHNETTGOECKE

## ASSISTANT ATHLETIC TRAINER

### 3RD NFL SEASON » 3RD WITH 49ERS

Laura Schnettgoecke is in her third season with the 49ers as the team's assistant athletic trainer. Before joining San Francisco, Schnettgoecke was the head athletic trainer for the women's soccer team at Texas Tech University.

Starting in 2008 at Texas Tech, Schnettgoecke was responsible for the prevention, evaluation, care and rehabilitation of athletic injuries for all soccer players. She was also involved in the mental health program for student athletes and was responsible for the inventory and purchasing of all training room supplies.

A native of Prairie Village, KS, Schnettgoecke earned her master's degree in Human Resource Development from Clemson University in 2008. During her time at Clemson, she served as a graduate assistant to all 21 intercollegiate sports while working primarily with the women's soccer program during her graduate assistantship. Schnettgoecke graduated from Kansas State University in 2004 with a duel bachelor's degree in Kinesiology and Athletic Training. While at Kansas State, she worked with the football team as a student trainer.

# RYAN DONAHUE

## REHABILITATION COORDINATOR

### 3RD NFL SEASON » 3RD WITH 49ERS

Ryan Donahue is in his third year with the 49ers as the team's rehabilitation coordinator. Donahue is a licensed physical therapist through the American Physical Therapy Association, as well as a Board Certified Sports Physical Therapist (SCS) via the American Board of Physical Therapy Specialties and a Certified Strength and Conditioning Specialist (CSCS) through the National Strength & Conditioning Association.

Before joining the 49ers, Donahue spent the previous three years as a physical therapist at the Andrews Institute for Orthopedics and Sports Medicine in Gulf Breeze, FL where he provided rehabilitation for athletes in the NFL, NBA, MLB, Olympic Teams as well as US Special Forces and general population.

Prior to the Andrews Institute, Donahue received his doctorate in physical therapy from Northeastern University in 2012, while also serving as assistant director of strength & conditioning for the university's Sports Performance department. In addition to Northeastern, he has held previous affiliations with EXOS (formerly Athletes' Performance) in a physical therapy role, as well as strength & conditioning affiliations with the University of Connecticut, University of North Carolina at Chapel Hill, and Mike Boyle Strength & Conditioning. In 2008, Donahue received a bachelor of science in exercise science from the University of Connecticut with a concentration in strength & conditioning.

A native of Andover, MA, Donahue is married to the former Bridgette Trometer.

# JORDAN MAZUR

## COORDINATOR OF NUTRITION

### 2ND NFL SEASON » 1ST WITH 49ERS

Jordan Mazur enters his second season in the NFL and first with the 49ers as the team's coordinator of nutrition. In 2015, he spent one season with the Philadelphia Eagles in the Gatorade Sports Nutrition Immersion Program.

Prior to joining the 49ers, Mazur served as the director of sports nutrition at the University of California, where he was responsible for overseeing all nutrition and dietitian related services for student-athletes. While working with members of all coaching staffs, the strength and conditioning staff, the sports medicine staff and related student-athlete service providers during his time in Berkeley, he helped implement a collaborative and comprehensive approach to training, nutrition and recovery, as well as aided in the treatment of diet and nutritional related medical issues.

Before his time at California, Mazur worked at Mazur Nutrition Coaching in 2016, a private practice focused on consultation, nutrition evaluation and healthy lifestyle support. He joined the Eagles organization in August on 2015, where he spent the season working closely with the strength and conditioning staff on all aspects of athlete nutrition and recovery.

Prior to his time with the Eagles, Mazur earned a master's degree in exercise science from Florida State University in 2015. While at FSU, he worked as a performance nutrition intern at EXOS, where he learned how to evaluate and understand the fundamental needs of athletes based on their goals and how to apply those needs to an integrated approach to athlete care.

In 2012, Mazur graduated from the University of Connecticut with a bachelor's degree in nutritional sciences. During his time in Connecticut, he worked as a nutrition assistant at Manchester Memorial Hospital and as a diet technician at Connecticut Children's Medical Center, where he provided nutrition counseling and assisted patients with specialized diets.



# ELLIOTT WILLIAMS

## DIRECTOR OF FUNCTIONAL PERFORMANCE

### 1ST NFL SEASON » 1ST WITH 49ERS

Elliott Williams enters his first season with the 49ers as the director of functional performance. In his role, Williams is focused on each player in an individualized way, creating corrective, alignment based exercise routines to restore a symmetrical and more efficient athlete.

Posture, how it results in injury, pain & performance is the focus. Creating a more aligned athlete results in efficient & balanced movement in the gym as well as on the field.

Prior to joining the 49ers, Williams spent seven educational & experiential years (2011-17), mentoring with Pete Egoscue in San Diego, CA at The Egoscue Method Headquarters. His role allowed him the ability to work with many of the NFL's elite, especially as their injuries creeped up on them, later in their careers.

Williams & his staff work side by side with the strength & conditioning staff, as well as the athletic training staff, collaborating on valuable performance information gathered by this triangle of health. Focusing on posture and joint alignment is the priority when evaluating a player, allowing him to take a "global-view" to re-establishing balance and function.

Williams is also certified by the Egoscue University and has earned PAS, AET & ETI certifications.

# JAY BRUNETTI

## EQUIPMENT MANAGER

### 41ST NFL SEASON » 1ST WITH 49ERS

Jay Brunetti enters his 41st season in the NFL and first season with the 49ers as the team's equipment manager. He is responsible for the many details that go into filling an NFL team's daily needs. These needs include outfitting players and coaches in safe and advanced equipment, as well as ordering and maintaining all of the team's equipment and sideline apparel. Brunetti and his staff also transport team equipment to and from all games, as well as assist coaches with daily practice needs.

Prior to joinging the 49ers, Brunetti served as director of equipment services with the Houston Texans from 2001-2014. With Houston, Brunetti's responsibilities included purchasing, upkeep and repair of all player and coach equipment while overseeing the transportation of equipment to away games.

Brunetti joined the Texans from Washington, where he spent 26 years with the Redskins. He originally joined the Redskins' organization on a part-time basis in 1975 as a freshman in high school. Brunetti became a full-time assistant in 1979 before becoming the youngest equipment manager in the NFL in 1981 at the age of 19. During his tenure with Washington, the Redskins advanced to four Super Bowls and won three World Championships with Brunetti heading the equipment staff. His distinguished career includes working with 16 members of the Pro Football Hall of Fame.

Brunetti and his wife, Linda, have three children: two sons, Jimmy and Drew, and a daughter, Tori.

# DONOVAN "DOC" DRESSLER

## ASSISTANT EQUIPMENT MANAGER

### 19TH NFL SEASON » 17TH WITH 49ERS

Donovan "Doc" Dressler is in his 17th year as an assistant equipment manager of the 49ers.

In 2015, Doc served as a member of the host team assigned to the both the Carolina Panthers and Denver Broncos prior to Super Bowl 50, and assisted the Broncos on game day. He also assisted with events at the NFL Experience.

During his first stint in San Francisco, Doc served as a training camp and partial season intern with the 49ers equipment department in the summer of 2000, before taking on the head equipment manager duties from 2000-01 for the Las Vegas Outlaws of the XFL. Doc returned to San Francisco in 2001 as an intern and was brought on shortly after in a full-time capacity to assist with the team's apparel and on-field equipment needs.

Doc got his start in the NFL with the Miami Dolphins, where he interned at different times in the equipment department during 1998 and 2000. During that time, he also had a stint as the head equipment manager at Northwestern Louisiana State from 1999-00.

Doc was born and raised in Stillwater, OK, where he attended Stillwater High School. He then attended Oklahoma State University and served as the Cowboys' student equipment manager for six years.

Doc has been a member of the Athletic Equipment Manager's Association since 1995 and received his certification, in 1999.

He and his wife, Terri, reside in San Jose, CA, with their sons Jacob and Rocco.

# JEFF GILBERT

## ASSISTANT EQUIPMENT MANGER

### 11TH NFL SEASON » 7TH WITH 49ERS

Jeff Gilbert is in seventh year as an assistant equipment manager with the 49ers.

In 2015, Gilbert served as a member of the host team assigned to the both the Carolina Panthers and Denver Broncos prior to Super Bowl 50, and assisted the Broncos on game day. He also assisted with events at the NFL Experience.

In his first stint with San Francisco, Gilbert served as the assistant equipment manager for the team from 2005-08. He later joined Riddell as a Northern California sales representative in 2008 where he remained until 2012. Gilbert made his way back to the NFL that year as an assistant equipment manager for the Oakland Raiders and remained with the team until he returned to San Francisco in 2014. In addition to maintaining the team's helmets and shoulder pads, Gilbert works with the defense at practice and assists with logistics.

Gilbert started his career with the Seattle Seahawks as a season-long intern during the 2003 and 2004 seasons.

Gilbert was born and raised in Santa Cruz, CA, where he attended San Lorenzo Valley High School. He received his undergraduate degree from Bethany Bible College and later earned his master's degree in sports management from the University of San Francisco. He has been a member of the Athletic Equipment Manager's Association since 2006.

Gilbert and his wife, Theresa, live in Felton, CA, with their daughter, Kiana, and son, Indy.

# ROBERT LLOYD

## ASSISTANT EQUIPMENT MANAGER

### 5TH NFL SEASON » 5TH WITH 49ERS

Robert Lloyd is in his second season with the 49ers as an assistant equipment manager after spending the previous three seasons (2013-15) as an equipment manager intern.

Lloyd began his equipment managing career at the University of Arizona, where he served as a student equipment manager for the football program. As a senior at the University of Arizona, Lloyd served as the head student equipment manager, where he led a group of 15 student managers. After graduating with a degree in sociology, with a minor in sports management, Lloyd joined the 49ers as an intern in 2013.

A native of Foster City, CA Lloyd attended St. Ignatius College Preparatory in San Francisco, CA.

Lloyd now resides in Foster City, CA.

# MICHAEL BRACKEN

## VIDEO OPERATIONS MANAGER

### 7TH NFL SEASON » 7TH WITH 49ERS

Michael Bracken is in his seventh year as the 49ers video operations manager.

Bracken oversees all daily video operations responsibilities, including the production and editing of all practice and game films for team personnel. Additionally, Bracken and his staff coordinate film exchanges with other teams and NFL Films, as well as maintain the 49ers NFL and collegiate video library.

Prior to joining the 49ers, Bracken spent four years as the assistant video coordinator for the Florida State University athletic department, where he serviced 16 intercollegiate sports. While completing his undergraduate studies at Florida State, he served as a student assistant in the school's video department since 2003.

Bracken, and his wife, Erika, resides in San Jose, CA.

# WILLIAM BROWN

## ASSISTANT MANAGER OF VIDEO OPERATIONS

### 2ND NFL SEASON » 2ND WITH 49ERS

William Brown is in his second season with the 49ers as the team's assistant manager of video operations. Before joining San Francisco, Brown was the video coordinator at the University of Maryland.

Beginning in 2011, Brown began overseeing all team video operations and game analysis for the football coaching staff. He also managed the partnership with XOS and other game analysis and network software.

Following the 2013-14 season, Brown was selected by his peers as the Bob Matey National Video Coordinator of the Year.

Brown landed in College Park after spending two years as the assistant director of video services at the University of Connecticut.

Prior to his stint at UConn, he spent three years at Middle Tennessee State as the first full-time video coordinator in school's history. He has also spent two years as an assistant video coordinator at the University of South Carolina.

Brown is a Georgetown, S.C. native and a 2004 graduate of Benedict College, and is married to the former Britta Williams.

# JOE COSGROVE

## VIDEO OPERATIONS ASSISTANT

### 4TH NFL SEASON » 2ND WITH 49ERS

Joe Cosgrove is in his first season with the 49ers as a video operations assistant after spending the 2016 season as an intern with the video department.

Cosgrove assists with all team video operations and game analysis for the football coaching staff. He also manages the partnership with DVSport and other game analysis and network software.

Cosgrove began his career in the NFL with the Philadelphia Eagles, where he served as a video department intern for two seasons (2014-15). In that role, he helped with the filming and editing of training camp and practice. He also worked both home and road games assisting with the Microsoft Surface Tablets for coaches both on the field and in the booth.

Originally from Ocean City, NJ, Cosgrove graduated from Ocean City High School before earning a degree in communication with a minor in film studies in May of 2015 from La Salle University (Philadelphia, PA). He now resides in San Jose, CA.

# CORY MADDOCKS

## VIDEO OPERATIONS ASSISTANT

### 4TH NFL SEASON » 2ND WITH 49ERS

Cory Maddocks is in his first season with the 49ers as a video operations assistant after spending the 2016 season as an intern with the video department.

Maddocks assists with all team video operations and game analysis for the football coaching staff. He also is either filming from the endzone or distributing Microsoft Surface Tablets to coaches on game days. He also played a role in the new partnership of installing the DVSport Software in the building.

Maddocks began his career in the NFL with the Cleveland Browns, where he served as the video operations intern for two seasons (2014-15). In that role, he helped film practices, cut up film and operate the stillshot computer for the coaches' tablets on game day.

Originally from Olmsted Falls, OH, Maddocks graduated from Ohio University with a bachelor's degree in sports sciences in May of 2014. While at Ohio University, he was the student video coordinator for more than two years with the football team. He now resides in Santa Clara, CA and enjoys rooting for his other two favorite sports teams, the Cleveland Indians and the Cleveland Cavaliers.

# MATT GREINER

## SENIOR MANAGER & HEAD GROUNDSKEEPER

### 10TH NFL SEASON » 9TH WITH 49ERS

Matt Greiner is in his ninth year with the 49ers and his sixth as the senior manager & head groundskeeper.

In his role, Greiner is tasked with overseeing the maintenance of all playing surfaces and landscaping at Levi's® Stadium and the team's Santa Clara training facility. He originally joined the 49ers as an assistant groundskeeper in 2009, and was later promoted to his current position in 2011.

Greiner began his career as a member of the Ohio State University grounds crew in 2005, remaining with the Buckeyes until 2007. He spent 2007 with the Arsenal Football Club, before transitioning to the Minnesota Vikings for the 2008 season.

The Sylvania, OH, native attended Northview High School, before earning a degree in Turfgrass Science from Ohio State University.

Greiner and his wife, Heidi, live in Willow Glen, CA, with their daughter, Haleigh.

# RYAN VERNESS

## GROUNDSKEEPING MANAGER

### 5TH NFL SEASON » 4TH WITH 49ERS

Ryan VerNess is entering his fourth season with the 49ers as a groundskeeping manager. "Big Red" as he is affectionately known as, manages all aspects of turf maintenance for Levi's Stadium and SAP Performance Facility.

VerNess served one season as an assistant groundkeeper with the Kansas City Chiefs before moving to the golf course side of turf management. He was named assistant superintendent at Spy Glass Hill, and worked with the Pebble Beach Company for over two years. VerNess then joined the Bayonet & Black Horse staff as golf course construction superintendent. He also spent four years as the director of golf course maintenance for Bayonet & Black Horse.

Originally from Stewartville, MN, Ryan graduated from University of Wisconsin-River Falls. He now resides in Sunnyvale and enjoys yoga, CrossFit and long runs in the country.

# TIM HARDMAN

## GROUNDSKEEPING MANAGER

### 8TH NFL SEASON » 4TH WITH 49ERS

Tim Hardman is in his eighth year in the NFL and fourth season as a groundskeeping manager for the San Francisco 49ers. In his role, Hardman specializes in the aesthetics side of groundskeeping for Levi's Stadium and the SAP Performance Facility.

Hardman honed his skill set in Seattle while working for the Seattle Seahawks and Sounders FC for four years (2010-14) prior to joining the 49ers.

Hardman now resides in Mountain View, CA.

# COLBY GARLICK

## GROUNDSKEEPER

### 3RD NFL SEASON » 3RD WITH 49ERS

Colby Garlick is in his third season with the 49ers as the team's groundskeeper. In his role, Garlick is responsible for the maintenance of the playing surfaces and landscape at Levis Stadium and the SAP Performance Facility.

Garlick began his career with the University of Minnesota as an intern in 2013. He spent 2014-15 with Shwaders Sports Turf Management and the Minnesota Twins grounds crew.

A native of Granada, MN, Garlick received degrees from the University of Minnesota and Anoka Technical College.

Garlick lives in Sunnyvale, CA, and enjoys hiking and lifting weights.

# SALVADOR BARAJAS

## GROUNDSKEEPER

### 1ST NFL SEASON » 1ST WITH 49ERS

Salvador Barajas in his first year with the 49ers as a groundskeeper.

In his role, Barajas is tasked with the maintenance of all playing surfaces and landscaping at Levi's Stadium and the SAP Performance Facility.

Barajas began his career at Colony Landscape grounds crew in 2008. From 2008-16, he maintained and setup athletic fields at Santa Clara University, Stanford University and Avaya Soccer Stadium.

Originally from Jalisco, Mexico, Barajas attended the Republica of Yugoslavia Educational Center in Jalisco, Mexico.

Barajas and his wife, Claudia, live in San José, CA, with their son, Salvador, and daughters, Ayleen and Aiyana.

# STEVE RISSER

## DIRECTOR OF TEAM LOGISTICS

### 16TH NFL SEASON » 16TH WITH 49ERS

Steve Risser is in his 16th season with the San Francisco 49ers and his second as the director of team logistics. He spent the previous eight seasons (2008-15) as the team logistics manager.

In 2015, the 49ers logistics department was named the NFL's Travel Department of the Year. This award is voted on by all of the major hotel brands (Ritz Carlton, Four Seasons, Starwood, Marriott, Hyatt, Hilton, etc.), as well as individual properties throughout the country. The award is given to the NFL Travel Department that best represents their respective club in a first-class manner and embodies professionalism, strong work-ethic, communication, ease of doing business, etc.

Risser joined the 49ers in 2002, as a community relations intern. Throughout his internship, Risser also assisted with special projects for both the public relations and marketing departments.

In 2005, Risser made the transition to the team logistics department where he assisted with team travel and logistical needs, as well as overseeing the team's training camp operation.

Born in Santa Clara, CA, Risser grew up in Fremont and attended Moreau Catholic High School, where he was a two-year letter-winner in baseball.

A graduate of Cal State Hayward, Risser and his wife, Shannon, have twins – a daughter, Ashlyn, and a son, Blake.



# MICHAEL SLAP

## TEAM LOGISTICS MANAGER

### 8TH NFL SEASON » 8TH WITH 49ERS

Michael Slap is in his eighth year with the San Francisco 49ers and his first as the team logistics manager.

In 2015, the 49ers logistics department was named NFL's Travel Department of the Year. This award is voted on by all of the major hotel brands (Ritz Carlton, Four Seasons, Starwood, Marriott, Hyatt, Hilton, etc.), as well as individual properties throughout the country. The award is given to the NFL Travel Department that best represents their respective club in a first-class manner and embodies professionalism, strong work-ethic, communication, ease of doing business, etc.

Slap originally joined the 49ers as a training camp intern in the logistics department, in 2010. He returned in 2011 in the same capacity, and remained with the team throughout the entire season. After graduating from the University of California, Davis in 2012, Slap was hired full-time as the team logistics assistant.

As an undergraduate at UC Davis, Slap worked all four years for the University's Intercollegiate Athletics program as a student event manager, public address announcer and a football operations intern/team manager.

Born in Chico, CA, Slap grew up in Danville where he attended Monte Vista High School. Slap currently resides in Santa Clara, CA.

# STEPHEN SPENCER

## TEAM LOGISTICS ASSISTANT

### 5TH NFL SEASON » 3RD WITH 49ERS

Stephen Spencer is in his first season with the 49ers as the team logistics assistant after spending the previous two seasons (2015-16) as a team logistics intern.

In 2015, the 49ers logistics department was named the NFL's Travel Department of the Year. This award is voted on by all of the major hotel brands (Ritz Carlton, Four Seasons, Starwood, Marriott, Hyatt, Hilton, etc.), as well as individual properties throughout the country. The award is given to the NFL Travel Department that best represents their respective club in a first-class manner and embodies professionalism, strong work-ethic, communication, ease of doing business, etc.

Spencer began his career in the NFL with the Cleveland Browns, where he served as a team operations intern for two seasons (2013-14). In that role, he helped with the planning and execution of training camp, mini-camps, offseason workouts and team travel.

Originally from North Olmsted, OH, Spencer graduated from Baldwin Wallace University with a degree in sport management and a minor in public relations in May of 2015. While at Baldwin Wallace, Spencer was a crew chief for their sports information department and also worked Cleveland Cavaliers home games in several capacities from 2012-15. He now resides in Santa Clara, CA and enjoys golfing in his spare time.

# DAN BECKLER

## DIRECTOR OF FOOTBALL COMMUNICATIONS

### 9TH NFL SEASON » 8TH WITH 49ERS

Dan Beckler is in his eighth season with the 49ers and ninth season in the NFL.

Beckler is responsible for facilitating interview requests for players, coaches and front office staff. He also oversees the production of all football publications, football publicity items, team-issued media materials and press credentials. Beckler has been a member of the 49ers PR staff that has twice been named finalists for the coveted Pro Football Writers of America Pete Rozelle Award, in 2011 and 2012.

Beckler served as San Francisco's season-long public relations intern in 2009-10, before being hired full time after the 2010 season. Prior to his time with the 49ers, he was a season-long intern with the Tennessee Titans public relations department from 2008-09.

Before entering the NFL, Beckler served as a sports public relations intern at Disney's Wide World of Sports (now ESPN Wide World of Sports) in Lake Buena Vista, FL, from 2007-08.

A native of Wichita, KS, Beckler graduated from Wichita State University with a degree in sport administration in 2007. He also earned his masters of education from WSU in May of 2009. As an undergraduate, Beckler assisted in the sports information department with men's basketball and baseball, while also working for the Wichita Wranglers, the Kansas City Royals former double-A affiliate.

Beckler and his wife, Ellie, have a son, Peyton, and a daughter, Layla.

# ROGER HACKER

## DIRECTOR OF CORPORATE COMMUNICATIONS

### 11TH NFL SEASON » 4TH WITH 49ERS

Roger Hacker is in his fourth season with the 49ers and 11th in the NFL.

Hacker manages communications for all corporate enterprises related to the 49ers and Levi's Stadium, providing media strategy and coordination for all non-football events and key organizational initiatives. In this position, Hacker serves as the organization's media relations liaison for all relevant internal and external stakeholders.

Hacker began his career in the NFL with the Chicago Bears, spending seven seasons (2000-06) as a member of the team's football media relations staff. He then moved to the global headquarters of international communications firm FleishmanHillard in St. Louis, were he spent five years providing counsel and media relations support for an assortment of sports organizations and consumer brands within the FH Sports Marketing practice. Before joining the 49ers, Hacker spent the previous two years managing brand communications for Visa Inc.'s sponsorships of the NFL, International Olympic Committee and FIFA. On behalf of Visa, Hacker helped managed consumer brand and marketing communications for the digital payment company at the London 2012 Olympic Games and Sochi 2014 Olympic Winter Games, the 2013 FIFA Confederations Cup in Brazil, and Super Bowl XLVII and XLVIII.

A native of Belleville, IL, Hacker graduated from the University of Illinois at Urbana-Champaign in 2000 with a degree in media studies. Hacker served as the press officer for the USA Baseball Junior National Team in 2000 and as an ice hockey venue press liaison at the 2002 Olympic Winter Games in Salt Lake City.

Hacker and his wife, Marisa, reside in Oakland, CA.

# MIKE CHASANOFF

## SENIOR MANAGER OF FOOTBALL COMMUNICATIONS

### 12TH NFL SEASON » 9TH WITH 49ERS

Mike Chasanoff is in his ninth season with the 49ers and 12th season in the NFL.

Chasanoff is responsible for facilitating interview requests for players, coaches and front office staff, while also overseeing the production of the annual media guide and the team's media materials. Chasanoff has been a member of the 49ers PR staff that has twice been named finalists for the coveted Pro Football Writers of America Pete Rozelle Award, in 2011 and 2012.

Prior to joining the 49ers, Chasanoff spent the 2008 season as the public relations coordinator for the Tampa Bay Buccaneers. He also interned in the public relations departments of the Houston Texans (2007) and Buccaneers (2006). In the spring of 2007, Chasanoff served as the public relations assistant for the Amsterdam Admirals of NFL Europa.

A native of Bradenton, FL, Chasanoff graduated from Flagler College with a degree in sport management and business in 2006. While in school, Chasanoff was an assistant coach for the Flagler College men's basketball team, and also served as the public relations manager for the Sarasota Red Sox, the Class-A affiliate of the Boston Red Sox.

Chasanoff's brother, Marc, is the coordinator of pro player personnel for the New Orleans Pelicans. His brother, Tommy, was a member of Team USA for the International Paralympic Committee World Games in Lyon, France in 2013, and is the sports information director at the University of the Cumberlands.

Chasanoff resides in Los Gatos, CA, with his wife, Kate.



# EMILY LUCAS

## MANAGER OF CORPORATE COMMUNICATIONS

### 3RD NFL SEASON » 3RD WITH 49ERS

Emily Lucas is in her third season with the 49ers and third in the NFL.

Lucas assists in the development and execution of corporate communications initiatives for the team and Levi's Stadium, including strategic communications planning for all 49ers community relations efforts and the 49ers Foundation, in addition to other media initiatives and press functions for the 49ers Museum presented by Sony, 49ers STEAM Education Program, the Levi's Stadium Tour Program and Bourbon Steak & Bourbon Pub restaurants located within the stadium.

Prior to joining the 49ers, Lucas began her communications career in Washington, D.C., at Powell Tate | Weber Shandwick. She spent more than three years developing strategic public affairs and communications campaigns for a range of government, nonprofit and corporate clients including HealthCare.gov and the U.S. Army Reserve.

A native of Hanover, PA, Lucas graduated in 2012 from Saint Mary's College of California in Moraga, CA, with a Bachelor of Arts in Communications and a minor in English. As an undergraduate, she worked in the Gael Athletics publicity department between 2010-2011. In 2015, she received her Masters of Professional Studies in Public Relations and Corporate Communications from Georgetown University's School of Continuing Studies.

Lucas resides in Mountain View, CA.

# PETER VOLMUT

## COORDINATOR OF FOOTBALL COMMUNICATIONS

### 5TH NFL SEASON » 5TH WITH 49ERS

Peter Volmut is in his first season as the team's coordinator of football communications. He perviously spent two years (2015-16) as a football communications assistant and two seasons (2013-14) as a public relations intern with the team.

Volmut aids in the production of the team's weekly publications along with the facilitation of player interview requests. He is responsible for the creation and distribution of team-related/player transaction press releases in addition to statistical and historical information on the San Francisco 49ers.

Prior to joining the 49ers, Volmut spent the 2013 offseason as the public relations/community communications intern with the Tampa Bay Buccaneers. Before entering the NFL, he served as the public relations summer intern with the Milwaukee Admirals of the American Hockey League (AHL) in 2010. He also worked with the Community Leadership department of S.C. Johnson & Son, Inc. in Racine, WI, from 2007-08.

A native of Racine, WI, Volmut received his degree from Valparaiso University in public relations, with a minor in sports promotions and currently resides in San Jose with his wife, Rhiannon.

# TESSA GIAMMONA

## CORPORATE COMMUNICATIONS ASSISTANT

### 4TH NFL SEASON » 3RD WITH 49ERS

Tessa Giammona is in her second season as corporate communications assistant with the 49ers after spending the 2015 season and 2016 offseason as a corporate communications intern with the team. Giammona assists in the communications efforts surrounding the Foster Farms Bowl and other outside sporting events hosted at Levi's Stadium. In addition, she aides in the production of the 49ers Gameday Program, while also supporting the team's weekly media availability.

Prior to joining the 49ers, Giammona spent the 2014 season as a communications intern with the Kansas City Chiefs. Before entering the NFL, she served as the public relations intern for the Salina Bombers of the Champions Indoor Football (CIF) in 2012.

A native of Santa Rosa, CA, Giammona received her sports management degree from Kansas Wesleyan University where she was a member of the basketball team. She currently resides in San Jose.

# 2017 SAN FRANCISCO 49ERS ALPHABETICAL ROSTER

| | | | | | |
|---|---|---|---|---|---|
| 61 | Barnes, Tim | OL | 6-4 | 300 | 6 |
| 68 | Beadles, Zane | G | 6-4 | 305 | 8 |
| 3 | Beathard, C.J. | QB | 6-2 | 215 | R |
| 98 | Blair III, Ronald | DL | 6-4 | 270 | 2 |
| 84 | Bourne, Kendrick | WR | 6-1 | 203 | R |
| 22 | Breida, Matt | RB | 5-11 | 190 | R |
| 99 | Buckner, DeForest | DL | 6-7 | 300 | 2 |
| 95 | Carradine, Tank | DL | 6-4 | 270 | 5 |
| 88 | Celek, Garrett | TE | 6-5 | 252 | 6 |
| 38 | Colbert, Adrian | DB | 6-2 | 205 | R |
| 50 | Coyle, Brock | LB | 6-1 | 245 | 4 |
| 96 | Day, Sheldon | DL | 6-1 | 294 | 2 |
| 92 | Douzable, Leger | DL | 6-4 | 284 | 8 |
| 58 | Dumervil, Elvis | LB | 5-11 | 250 | 12 |
| 40 | Exum Jr., Antone | DB | 6-0 | 219 | 4 |
| 56 | Foster, Reuben | LB | 6-1 | 228 | R |
| 63 | Fusco, Brandon | OL | 6-4 | 306 | 7 |
| 10 | Garoppolo, Jimmy | QB | 6-2 | 225 | 4 |
| 11 | Goodwin, Marquise | WR | 5-9 | 179 | 5 |
| 9 | Gould, Robbie | K | 6-0 | 190 | 13 |
| 20 | Hall, Leon | CB | 5-11 | 195 | 11 |
| 57 | Harold, Eli | LB | 6-3 | 265 | 3 |
| 28 | Hyde, Carlos | RB | 6-0 | 235 | 4 |
| 36 | Johnson, Dontae | CB | 6-2 | 200 | 4 |
| 93 | Jones, D.J. | DL | 6-0 | 321 | R |
| 44 | Juszczyk, Kyle | FB | 6-1 | 240 | 5 |
| 67 | Kilgore, Daniel | C | 6-3 | 308 | 7 |
| 85 | Kittle, George | TE | 6-4 | 250 | R |
| 47 | Lee, Elijah | LB | 6-2 | 229 | R |
| 59 | Lynch, Aaron | DL | 6-6 | 270 | 4 |
| 26 | Mabin, Greg | DB | 6-2 | 200 | R |
| 54 | Marsh, Cassius | DL | 6-4 | 245 | 4 |
| 13 | McCaffrey, Max | WR | 6-2 | 200 | 1 |
| 27 | McCoil, Dexter | DB | 6-4 | 220 | 2 |
| 33 | McNichols, Jeremy | RB | 5-9 | 214 | R |
| 90 | Mitchell, Earl | NT | 6-3 | 310 | 8 |
| 18 | Murphy, Louis | WR | 6-2 | 200 | 9 |
| 86 | Nelson, Kyle | TE/LS | 6-2 | 240 | 6 |
| 46 | Nzeocha, Mark | LB | 6-3 | 240 | 3 |
| 82 | Paulsen, Logan | TE | 6-5 | 268 | 8 |
| 5 | Pinion, Bradley | P | 6-5 | 229 | 3 |
| 45 | Powell, Tyvis | DB | 6-2 | 211 | 2 |
| 35 | Reid, Eric | S | 6-1 | 213 | 5 |
| 19 | Robinson, Aldrick | WR | 5-10 | 187 | 5 |
| 74 | Staley, Joe | T | 6-5 | 315 | 11 |
| 55 | Taumoepenu, Pita | LB | 6-1 | 245 | R |
| 81 | Taylor, Trent | WR | 5-8 | 178 | R |
| 94 | Thomas, Solomon | DL | 6-3 | 256 | R |
| 75 | Tomlinson, Laken | OL | 6-3 | 312 | 3 |
| 97 | Watson, Dekoda | LB | 6-2 | 245 | 8 |
| 78 | Williams Jr., Darrell | OL | 6-6 | 310 | R |
| 24 | Williams, K'Waun | CB | 5-9 | 183 | 3 |
| 23 | Witherspoon, Ahkello | CB | 6-3 | 195 | R |

**INJURED RESERVE**

| | | | | | |
|---|---|---|---|---|---|
| 91 | Armstead, Arik | DL | 6-7 | 292 | 3 |
| 17 | Bolden Jr., Victor | WR | 5-8 | 178 | R |
| 77 | Brown, Trent | OL | 6-8 | 355 | 3 |
| | Burbridge, Aaron | WR | 6-1 | 208 | 2 |
| 15 | Garçon, Pierre | WR | 6-0 | 211 | 10 |
| 65 | Garnett, Joshua | G | 6-5 | 321 | 2 |
| 47 | Gilbert, Jimmie | LB | 6-5 | 230 | R |
| 76 | Gilliam, Garry | OL | 6-5 | 315 | 4 |
| 83 | Hikutini, Cole | TE | 6-4 | 247 | R |
| 30 | Jackson, Asa | CB | 5-10 | 183 | 4 |
| 43 | James, Chanceller | S | 6-2 | 208 | R |
| | Jones, Chris | DL | 6-1 | 293 | 4 |
| | Jones, Don | DB | 5-11 | 195 | 5 |
| 62 | Magnuson, Erik | OL | 6-6 | 305 | R |
| 31 | Mostert, Raheem | RB | 5-10 | 197 | 3 |
| 48 | Newsom, Donavin | LB | 6-2 | 240 | R |
| 51 | Smith, Malcolm | LB | 6-0 | 225 | 7 |
| 29 | Tartt, Jaquiski | S | 6-1 | 221 | 3 |
| 25 | Ward, Jimmie | DB | 5-11 | 193 | 4 |
| 32 | Williams, Joe | RB | 5-11 | 205 | R |



# ARIK ARMSTEAD

# 91

DL » 6-7 » 292 » OREGON

11.15.93 » SACRAMENTO, CA » PLEASANT GROVE HS, ELK GROVE, CA » 3RD YEAR » ACQUIRED D-1 IN '15

## 2017 HIGHLIGHTS

- Started all 6 games in which he appeared and registered 16 tackles, 1.5 sacks and 1 PD before being placed on the Injured Reserve List on 10/17.
- Brought down Seahawks QB Russell Wilson for an 8-yd. loss at Sea. (9/17).
- Along with LB Brock Coyle, shared a 1-yd. sack of Colts QB Jacoby Brissett at Ind. (10/8). He has 1.5 on the season and 6.0 for his career.

## GOLDMINE

- In June of 2017, Armstead returned to his hometown of Sacramento to hold his second annual free youth football camp. The camp was held in Elk Grove, California and sponsors made it possible for 200 scholarships to be offered to interested kids. The kids participated in both football and conditioning drills with the players and then were allowed to ask questions to discuss not only football, but school, healthy choices, and other topics. Armstead's goal was to provide campers with a unique experience on the football field, as well as insight into the hard work and dedication that are needed to make it to the NFL. "I want the kids to enjoy themselves while also coming away learning that they can do whatever they put their mind to," said Armstead. "I want to teach them the things that helped me get where I am now like the importance of education, work ethic, and faith."

## ARMSTEAD'S GOLDEN NUGGETS

- Lists his parents, Guss and Christa, as the most influential people in his life. He also gives credit to his grandfather, Willie B. Armstead, an Air Force veteran, for instilling the value of integrity that his parents have passed along to him. "A lot of things he instilled in my dad have carried down to me. Having a family member who is more courageous than you can imagine and who served his country is a huge honor."
- Played both basketball and football at Oregon before focusing only on football in 2014.

## ARMSTEAD'S GAME-BY-GAME

**2017**

| Date | Opp | W/L | P/S | Tot | Sol | Ast | Sk | Yds | Int | Yds | PD | FF | FR | Yds |
|---|---|---|---|---|---|---|---|---|---|---|---|---|---|---|
| Sep 10 | Car | L | 1/1 | 3 | 3 | 0 | 0.0 | 0.0 | 0 | 0 | 0 | 0 | 0 | 0 |
| Sep 17 | at Sea | L | 1/1 | 4 | 1 | 3 | 1.0 | 8.0 | 0 | 0 | 0 | 0 | 0 | 0 |
| Sep 21 | LAR | L | 1/1 | 1 | 1 | 0 | 0.0 | 0.0 | 0 | 0 | 0 | 0 | 0 | 0 |
| Oct 1 | at Arz | L | 1/1 | 0 | 0 | 0 | 0.0 | 0.0 | 0 | 0 | 0 | 0 | 0 | 0 |
| Oct 8 | at Ind | L | 1/1 | 5 | 1 | 4 | 0.5 | 0.5 | 0 | 0 | 1 | 0 | 0 | 0 |
| Oct 15 | at Was | L | 1/1 | 3 | 2 | 1 | 0.0 | 0.0 | 0 | 0 | 0 | 0 | 0 | 0 |
| PLACED ON INJURED RESERVE (Hand) ON 10/17 | | | | | | | | | | | | | | |
| **TOTALS** | | | **6/6** | **16** | **8** | **8** | **1.5** | **8.5** | **0** | **0** | **1** | **0** | **0** | **0** |

## GOLDMINE (CONTINUED)

- In honor of the NFL's Crucial Catch campaign, the 49ers hosted a fashion show on Tuesday, October 17th, 2017, featuring breast cancer and pediatric cancer warriors in apparel donated by Levi's®. Armstead, along with his 49ers teammates, walked the runway with cancer warriors as they shared their stories of strength and courage with the audience.

## GOLDMINE (CONTINUED)

- In December of 2016, Armstead partnered with his local church to spread holiday cheer. Armstead bought more than 100 toys at Target and gave them away to children at the UC Davis Medical Center.
- Armstead's brother, Armond, was forced to retire before ever playing a down in the NFL. After playing collegiately at USC, Armond became an All-Star for the Toronto Argonauts of the Canadian Football League, helping the team win the league's 100th Grey Cup. He went on to sign with the New England Patriots in 2013, but medical issues forced him to hang up his cleats. "The biggest thing he has told me through this process is, 'at the end of the day, it's just football.' Having a brother who played at this level makes everything less overwhelming."

- During Super Bowl 50's Media Day, Armstead joined Sacramento's ABC10 sports team as a reporter to learn what it is like to cover NFL players during one of the most hectic events of the year. Held at SAP Center in San Jose, Armstead interviewed former teammates, fans, media members and Miss Universe. "It's like a feeding frenzy - everyone running around, and being part of that frenzy was a unique experience," said Armstead during the event.
- If Armstead wasn't in the NFL, he would be playing basketball. He was a three-year starter in basketball at Pleasant Grove High School in Sacramento and played two years at the University of Oregon before focusing solely on football for the 2014 season. He entered his high school senior season listed as the number three prospect in NorCalPrep.com's Top 40 rankings for the class of 2012. "A big part of the recruiting pitch from Oregon was they were going to let me play two sports. We only lost 5 games during my time there. I wanted to go somewhere with the chance to win and be a part of something special."
- For Armstead, the NFL Draft process was a whirlwind tour. He went straight from the National Championship Game to San Diego to prepare for the NFL Combine and then to Sacramento for the Draft itself. However, his favorite part of the process was being drafted by a team so close to his hometown. "It's a dream come true. I'm blessed to be in this situation. Not a lot of other people are that close to home. Being able to play home games in front of my family is perfect for me."

## ARMSTEAD'S CAREER STATISTICS

| | | | | TACKLES | | | | | INTERCEPTIONS | | | | | FUMBLES | | |
|---|---|---|---|---|---|---|---|---|---|---|---|---|---|---|---|---|
| YEAR | TEAM | GP | GS | TOT | SOL | AST | SACKS | YDS | INT | YDS | LG | TD | PD | FF | FR | YDS |
| 2015 | SF | 16 | 1 | 19 | 13 | 6 | 2.0 | 12.0 | 0 | 0 | – | 0 | 0 | 0 | 0 | 0 |
| 2016 | SF | 8 | 4 | 21 | 11 | 10 | 2.5 | 4.5 | 0 | 0 | – | 0 | 0 | 1 | 0 | 0 |
| 2017 | SF | 6 | 6 | 16 | 8 | 8 | 1.5 | 8.5 | 0 | 0 | – | 0 | 1 | 0 | 0 | 0 |
| **TOTALS** | | **30** | **11** | **56** | **32** | **24** | **6** | **25** | **0** | **0** | **–** | **0** | **1** | **1** | **0** | **0** |

**Milestones:**
**NFL Debut:** vs. Min. (9/14/15); **First Start:** vs. StL (1/3/16); **First Sack:** at Arz. (9/27/15 – QB Carson Palmer); **First FF:** at Buf. (10/16/16 – QB Tyrod Taylor)

## ARMSTEAD'S CAREER HIGHS

**Total Tackles:** 6 vs. Arz. (10/6/16)
**Solo:** 3 (4 times) Last vs. Car. (9/10/17)
**Assists:** 4 (2 times) Last at Ind. (10/8/17)
**Sacks:** 1.0 (5 times) Last at Sea. (9/17/17)
**Forced Fumbles:** 1 at Buf. (10/16/16)
**Passes Defensed:** 1 at Ind. (10/8/17)

## ARMSTEAD'S TRANSACTIONS

Originally a 1st–round (17th overall) draft choice by SF in 2015...Placed on the Injured Reserve List on 11/8/16...Placed on the Injured Reserve List on 10/17/17.

## 2016

- Appeared in 8 games (4 starts) and recorded 21 tackles, 2.5 sacks and 1 FF before being placed on the Injured Reserve List on 11/8.
- As a part of a 49ers defense that registered the 1st shutout on opening day in franchise history, recorded his 3rd career sack vs. LAR (9/12), taking down QB Case Keenum for a 4-yd. loss.
- Recorded 1.0 sack and the 1st FF of his career at Buf. (10/16), stripping the ball from Bills QB Tyrod Taylor.

## 2015

- Appeared in all 16 games (1 start) during his rookie season and totaled 19 tackles and 2.0 sacks.
- Registered 3 tackles and the 1st sack of his NFL career at Arz. (9/27), bringing down Cardinals QB Carson Palmer for a 4-yd. loss.
- Part of a defensive line unit that held the Falcons to 17 yds. rushing on 14 carries (1.2 avg.) vs. Atl. (11/8). This marked the 4th fewest rushing yds. allowed in a game by the 49ers since 2001.

## COLLEGE

Played in 39 games and totaled 87 tackles, 4.0 sacks, 10.0 TFLs, 2 FRs, 1 FF and 2 PDs in his career. As a junior, earned All-Pac 12 Honorable Mention honors where he played in 13 games and registered 46 tackles, 2.5 sacks, 5.5 TFLs, 2 FRs and 1 FF. In 2013, played in 13 games and notched 15 tackles, 1.0 sack, 2.5 TFLs and 2 PDs. As a freshman, played in 13 games and tallied 16 tackles, 0.5 sack and 2.0 TFLs.

## PERSONAL

- Majored in general social science.
- Recruited by and played for 49ers head coach Chip Kelly at Oregon in 2012 and was teammates with fellow DL DeForest Buckner during his entire college career (2012-14),
- As a freshman at Oregon, joined the men's basketball team following the completion of the football season, redshirting for the program that claimed the Pac-12 Conference Tournament title and advanced to the Sweet 16 in the NCAA tournament.
- A two-way standout on the defensive and offensive lines at Pleasant Grove (Elk Grove, CA) HS, he participated in the U.S. Army All-American Game. As a senior, registered 42 tackles and 3.5 sacks.
- Armstead's father, Guss, played basketball at Sacramento State and his brother, Armond, played football at USC and spent a season with the New England Patriots before retiring from football in 2014.
- Born Arik Armstead (11/15/93) in Sacramento, CA.

## INJURY REPORT

**2016:** Placed on the Injured Reserve List on 11/8 with a shoulder injury.

**2017:** Placed on the Injured Reserve List on 10/17 with a hand injury.

## ARMSTEAD'S GAME-BY-GAME

**2015**

| Date | Opp | W/L | P/S | Tot | Sol | Ast | Sk | Yds | Int | Yds | PD | FF | FR | Yds |
|---|---|---|---|---|---|---|---|---|---|---|---|---|---|---|
| Sep 14 | Min | W | 1/0 | 0 | 0 | 0 | 0.0 | 0.0 | 0 | 0 | 0 | 0 | 0 | 0 |
| Sep 20 | at Pit | L | 1/0 | 0 | 0 | 0 | 0.0 | 0.0 | 0 | 0 | 0 | 0 | 0 | 0 |
| Sep 27 | at Arz | L | 1/0 | 3 | 3 | 0 | 1.0 | 4.0 | 0 | 0 | 0 | 0 | 0 | 0 |
| Oct 4 | GB | L | 1/0 | 2 | 1 | 1 | 0.0 | 0.0 | 0 | 0 | 0 | 0 | 0 | 0 |
| Oct 11 | at NYG | L | 1/0 | 0 | 0 | 0 | 0.0 | 0.0 | 0 | 0 | 0 | 0 | 0 | 0 |
| Oct 18 | Bal | W | 1/0 | 1 | 1 | 0 | 0.0 | 0.0 | 0 | 0 | 0 | 0 | 0 | 0 |
| Oct 22 | Sea | L | 1/0 | 0 | 0 | 0 | 0.0 | 0.0 | 0 | 0 | 0 | 0 | 0 | 0 |
| Nov 1 | at StL | L | 1/0 | 0 | 0 | 0 | 0.0 | 0.0 | 0 | 0 | 0 | 0 | 0 | 0 |
| Nov 8 | Atl | W | 1/0 | 2 | 2 | 0 | 0.0 | 0.0 | 0 | 0 | 0 | 0 | 0 | 0 |
| Nov 22 | at Sea | L | 1/0 | 5 | 2 | 3 | 0.0 | 0.0 | 0 | 0 | 0 | 0 | 0 | 0 |
| Nov 29 | Arz | L | 1/0 | 0 | 0 | 0 | 0.0 | 0.0 | 0 | 0 | 0 | 0 | 0 | 0 |
| Dec 6 | at Chi | W | 1/0 | 0 | 0 | 0 | 0.0 | 0.0 | 0 | 0 | 0 | 0 | 0 | 0 |
| Dec 13 | at Cle | L | 1/0 | 1 | 1 | 0 | 1.0 | 8.0 | 0 | 0 | 0 | 0 | 0 | 0 |
| Dec 20 | Cin | L | 1/0 | 2 | 0 | 2 | 0.0 | 0.0 | 0 | 0 | 0 | 0 | 0 | 0 |
| Dec 27 | at Det | L | 1/0 | 2 | 2 | 0 | 0.0 | 0.0 | 0 | 0 | 0 | 0 | 0 | 0 |
| Jan 3 | StL | W | 1/1 | 1 | 1 | 0 | 0.0 | 0.0 | 0 | 0 | 0 | 0 | 0 | 0 |
| **TOTALS** | | | **16/1** | **19** | **13** | **6** | **2.0** | **12.0** | **0** | **0** | **0** | **0** | **0** | **0** |

**2016**

| Date | Opp | W/L | P/S | Tot | Sol | Ast | Sk | Yds | Int | Yds | PD | FF | FR | Yds |
|---|---|---|---|---|---|---|---|---|---|---|---|---|---|---|
| Sep 12 | LAR | W | 1/0 | 1 | 1 | 0 | 1.0 | 4.0 | 0 | 0 | 0 | 0 | 0 | 0 |
| Sep 18 | at Car | L | 1/0 | 2 | 1 | 1 | 0.0 | 0.0 | 0 | 0 | 0 | 0 | 0 | 0 |
| Sep 25 | at Sea | L | 1/0 | 1 | 1 | 0 | 0.0 | 0.0 | 0 | 0 | 0 | 0 | 0 | 0 |
| Oct 2 | Dal | L | 1/0 | 2 | 0 | 2 | 0.0 | 0.0 | 0 | 0 | 0 | 0 | 0 | 0 |
| Oct 6 | Arz | L | 1/1 | 6 | 2 | 4 | 0.0 | 0.0 | 0 | 0 | 0 | 0 | 0 | 0 |
| Oct 16 | at Buf | L | 1/1 | 3 | 3 | 0 | 1.0 | 0.0 | 0 | 0 | 0 | 1 | 0 | 0 |
| Oct 23 | TB | L | 1/1 | 4 | 3 | 1 | 0.5 | 0.5 | 0 | 0 | 0 | 0 | 0 | 0 |
| Nov 6 | NO | L | 1/1 | 2 | 0 | 2 | 0.0 | 0.0 | 0 | 0 | 0 | 0 | 0 | 0 |
| **PLACED ON INJURED RESERVE (Shoulder) ON 11/8** | | | | | | | | | | | | | | |
| **TOTALS** | | | **8/4** | **21** | **11** | **10** | **2.5** | **4.5** | **0** | **0** | **0** | **1** | **0** | **0** |

# TIM BARNES

61

OL » 6-4 » 300 » MISSOURI

5.14.88 » HUGHESVILLE, MO » PETTIS COUNTY NORTHWEST HS, HUGHESVILLE, MO » 6TH YEAR » ACQUIRED FA IN '17

## 2017 HIGHLIGHTS

- Signed with the 49ers on 11/29 and saw action in the team's final game of the season at LAR (12/31).

## GOLDMINE

- As a member of the St. Louis Rams, Barnes and his teammates teamed up with the Urban League of Metropolitan St. Louis for the Thanksgiving Distribution. It is a day where families, who are pre-identified by the Urban League, can pick up a free turkey, Thanksgiving trimmings and some holiday cheer. Every member of the Rams roster donated money in order to provide more than 2,000 families with a Thanksgiving meal. Families in attendance were each handed a grocery bag of goods and a 10-plus pound turkey from the players. "This event is important to us because it's good for us to go out and help the families that are less fortunate," Barnes said. "Everyone is very excited and very thankful."

## BARNES' GOLDEN NUGGETS

- A six-year veteran, Barnes started 16 games for the St. Louis/Los Angeles Rams from 2015-16.
- Barnes and his wife, Lindsay, own two dogs and are active members of "Athletes for Animals", a group of professional athletes who have a shared passion for rescuing and protecting the welfare of homeless pets nationwide.

## GOLDMINE (CONTINUED)

- Barnes and his wife, Lindsay, are the proud owners of two dogs, Oscar and Arlo. As a Missouri native, each offseason Barnes returns home and visits an animal shelter in Sedalia, MO, where he plays with the shelter's dogs and donates dog food, paper towels and soap as a part of "Athletes for Animals", founded by NHL player David Backes. "The people that started it, we got to know them and wanted to get involved," Barnes said in 2016. "We wanted to make sure they get good homes because animals are important to us."

## BARNES' CAREER STATISTICS

**GAMES/STARTS – 78/36;** 2012 (15/0); 2013 (16/4); 2014 (14/0); 2015 (16/16); 2016 (16/16); 2017 (1/0)

**Additional Statistics:**
**Own Fumble Recoveries – 2:** 2015 (2)
**Kick Returns – 2:** 2013 (1); 2014 (1)
**Kick Return Yards – 7:** 2013 (0); 2014 (7)

**Milestones:**
**NFL Debut:** vs. Was. (9/16/12); **First Start:** at Arz. (12/8/13)

## BARNES' TRANSACTIONS

Originally signed as an undrafted free agent by Bal. on 7/28/11...Waived by Bal. on 9/3/11...Signed to StL practice squad on 9/13/11...Waived by StL on 8/31/12...Signed to StL practice squad on 9/2/12...Promoted to StL active roster on 9/14/12...Signed exclusive rights tender with StL on 3/31/15...Re–signed by StL on a two–year deal on 3/9/16...Released by LAR on 3/9/17...Signed a one–year deal with SF on 5/2/17...Released by SF on 9/1/17...Signed a one–year deal with SF on 11/29/17.

## 2016 (LOS ANGELES RAMS)

- Started all 16 games at C for the 2nd consecutive season.
- Started at C at TB (9/25) and helped pave the way for the Rams rushing attack who recorded a season-high 137 yds. and 2 TDs.
- Started at C and helped protect Rams QB Case Keenum at Det. (10/16), who completed 27 of 32 atts. (career-high 84.4%) for 321 yds. and 3 TDs.

## 2015 (ST. LOUIS)

- Started all 16 games at C and was part of an offensive line group that allowed 18 sacks on the season, the fewest in the NFL.
- As the starting C, helped Rams RB Todd Gurley register 100-or-more rush yds. in four consecutive games [Week 4 - 146 yds. at Arz. (10/4); Week 5 - 159 yds. at GB (10/11); Week 7 - 128 yds. vs. Cle. (10/25); Week 8 - 133 yds. vs. SF (11/1)].

## 2014 (ST. LOUIS)

- Appeared in 14 games on offense and special teams.

## 2013 (ST. LOUIS)

- Saw action in 16 games (4 starts), starting at C for the final 4 weeks of the season.
- Made the 1st start of his NFL career at Arz. (12/8).
- Started at C vs. NO (12/13) and was a member of an offensive line group that allowed 0 sacks on 20 atts. by Rams QB Kellen Clemens and paved the way for RB Zac Stacy, who ran for 133 yds. on 28 atts.

## 2012 (ST. LOUIS)

- Promoted to the St. Louis active roster on 9/14 and appeared in 15 games on offense and special teams.
- Made his NFL debut vs. Was. (9/17).

## 2011 (ST. LOUIS)

- Signed to the Rams practice squad on 9/13 where he spent the entire season.

## COLLEGE

Appeared in 46 games (40 starts) as a five-year starter at Missouri. Earned First-Team All-Big 12 honors as a senior in 2010, starting all 13 games at center for a Missouri offense that averaged 29.8 points and 409.6 total yds. per game. As a junior in 2009, started all 13 games and was a part of an offensive line that gave up just 20 sacks on 467 pass atts. Started all 14 games as a sophomore in 2008 and earned All-Big 12 Honorable Mention recognition from the league's coaches. Saw action in 7 games as a redshirt freshman. Redshirted as a true freshman in 2006.

## PERSONAL

- Majored in communications.
- Attended Pettis County Northwest (Hughesville, MO) HS, where he earned all-state, all-conference and all-district honors along the offensive line.
- Also was a four-year letterwinner and first-team all-conference and all-district selection in basketball and a two-year letterman in baseball at Pettis County Northwest HS.
- Married to his wife, Lindsay, and the couple has two children: Madeline and Jackson.
- Son of Jeff and Becky Barnes.
- Born Timothy Robert Barnes (5/14/88) in Longwood, MO.

## INJURY REPORT

**2014:** Inactive two games [vs. Sea. (10/19) and at KC (10/26)] with a shoulder injury.

# ZANE BEADLES

68

G » 6-4 » 305 » UTAH

11.19.86 » MIDVALE, UT » HILLCREST HS, MIDVALE, UT » 8TH YEAR » ACQUIRED FA IN '16

## AWARDS & HONORS

**2010:** *The Sporting News* All-Rookie Team

**2012:** AFC Pro Bowl selection, Denver Broncos Walter Payton Man of the Year

**2013:** Offensive Player of the Week (Week 11) by *Sports Illustrated's* Peter King

**2015:** Jacksonville Jaguars Walter Payton Man of the Year

**2016:** Bobb McKittrick Award

## 2017 HIGHLIGHTS

- Played in all 16 games and made one start at LG [vs. Car. (9/10)] and four starts at RT [at Hou. (12/10); vs. Ten. (12/17); vs. Jax. (12/24); at LAR (12/31)].
- Part of an offensive line that amassed 461 net yds. of offense (169 rushing, 292 passing) and did not allow a sack at LAR (12/31).

## GOLDMINE

- In 2013, Beadles established the Zane Beadles Parade Foundation, which supports the journey of young people going through life-changing medical experiences. While playing at the University of Utah, Zane met Ryker, a seven-year-old boy with glioblastoma multiforme cancer, a common type of brain tumor. The team adopted Ryker as a member of the Utah Utes family and invited him onto the field and into the locker room during the football season. On February 24, 2007, Ryker lost his battle with cancer. Zane's family history with cancer and his fondness for Ryker inspired him to take action. During the foundation's two-year existence, they have raised more than $250,000 and have provided more than 2,000 gifts to more than 3,500 families. The nonprofit organization currently creates new experiences for the pediatric cancer patients at Brent's Place in Aurora, CO, University of Florida Health Proton Therapy Institute in Jacksonville, FL, and Ronald McDonald House in Salt Lake City, UT. For more information on The Zane Beadles Parade Foundation, visit http://zanesparade.org/.

## BEADLES' GOLDEN NUGGETS

- In 2016, Beadles was selected as the Bobb McKittrick Award winner, which is given annually to the 49ers offensive lineman who best represents the courage, intensity and sacrifice displayed by the longtime offensive line coach, during his 21 years of service to the 49ers. The award was established by the 49ers in 1999, and is voted on by the offensive line.
- Founded the Zane Beadles Parade Foundation in 2013 to support the journey of young people going through life-changing medical experiences. Having established a charitable connection with each community he has played football in during his career, the foundation currently works with pediatric cancer patients at Brent's Place in Aurora, CO, University of Florida Health Proton Therapy Institute in Jacksonville, FL, and Ronald McDonald House in Salt Lake City, UT.
- Beadles founded the Pancake Block Donation Program as a part of his foundation, where he donates $250 for every pancake block by his offensive line. Zane began this program with the Broncos and carried it over to his time with the Jaguars.
- Named the Walter Payton Man of the Year selection for the Jacksonville Jaguars in 2015 and Denver Broncos in 2012, which recognizes a player for the commitment he has demonstrated in helping others in the community.

## GOLDMINE (CONTINUED)

- In October of 2017, the 49ers partnered with Bags of Fun to deliver backpacks to children undergoing treatment at Lucile Packard Children's Hospital. Each bag was personalized with educational, interactive and fun toys to provide joy, laughter and relief from the stress and anxiety of being in the hospital. Beadles and his teammates spent time with patients receiving Bags of Fun and other families in the hospital to uplift them during a difficult time.

## GOLDMINE (CONTINUED)

- During the Holiday Season in 2016, Beadles and teammate Joe Staley spent an afternoon with children undergoing treatment at Stanford's Lucile Packard Children's Hospital. The duo handed out Zane Beadles Parade Foundation themed stuffed elephants and showed their creative side through decorating cupcakes with the youth. Beadles continued his community work with a pancake breakfast at JW House in Santa Clara, whipping up dozens of pancakes to feed patients of local hospitals and their families.

- Beadles was named after Zane Grey, an American novelist in the 1920's who is best known for stories associated with the Western genre. "My grandpa used to collect his novels, so that's where it came from."

- In February of 2016, Beadles returned to Hillcrest High School to have his jersey retired by the school. During the ceremony in which his former high school coach, Gary Daniels, and offensive line coach, Kirk Merhish, presented him with a jersey, Beadles credited those who taught him the value of hard work - his parents, coaches and teachers. "Those people laid the foundation for me, and helped me develop the mentality that I've had throughout my career."

- Leading up to Super Bowl XLVIII as a member of the Denver Broncos, Beadles fulfilled a lifelong dream by appearing and dancing on "The Ellen DeGeneres Show." After discussing the Super Bowl and his foundation, Shutterfly, the philanthropic partner of the show, presented the Zane Beadles Parade Foundation with a check for $10,000.

## BEADLES' CAREER STATISTICS

**GAMES/STARTS – 128/115:** 2010 (16/14); 2011 (16/16); 2012 (16/16); 2013 (16/16); 2014 (16/16); 2015 (16/16); 2016 (16/16); 2017 (16/5)
**POSTSEASON GAMES/STARTS – 6/6:** 2011 (2/2); 2012 (1/1); 2013 (3/3)

**Additional Statistics:**
**Own Fumble Recoveries – 2:** 2015 (1); 2016 (1)
**Tackles – 2:** 2016 (2)

**Milestones:**
**NFL Debut:** at Jax. (9/12/10); **First Start:** at Jax. (9/12/10); **100th Career Start:** at Buf. (10/16/16)

## BEADLES' TRANSACTIONS

Originally a 2nd–round (45th overall) draft choice by Den. in 2010...Signed a five–year deal with Jax. on 3/12/14...Released by Jax. on 3/3/16...Signed a three–year deal with SF on 3/22/16.

## 2016 (SAN FRANCISCO)

- Started all 16 games for the 6th consecutive season and was named the team's Bobb McKittrick Award winner by his fellow offensive linemen. Started 12 games at LG before making 2 starts at LT and 2 starts at C to finish the year.
- Part of an offensive line group that helped the 49ers offense rush for 150 yds. and 3 TDs on 42 carries and did not allow a sack on 35 atts. by QB Blaine Gabbert vs. LAR (9/12).
- Helped the 49ers offense rush for 193 yds. on 25 atts. (7.7 avg.) at Mia. (11/27). The team's 7.7 avg. yds. per carry was the highest by the 49ers offense since 12/20/14 vs. SD [355 yds. on 40 atts. (8.9 avg.)]. Additionally, the team's 193 yds. on the ground were the most since 9/14/15 vs. Min. (230 yds.).
- Making his 1st career start at left tackle, helped the 49ers offense for a season-high 248 yds. on 27 atts. (9.2 avg.) vs. NYJ (12/11). The 248 rushing yds. are most in a game by San Francisco since 12/20/14 (355 rushing yds. vs. SD). The 9.2 yds./carry avg. by the 49ers offense is the 2nd-highest single-game avg. by the team in franchise history [24 atts. for 263 yds. (11.0 avg.) vs. Dallas Texans (10/26/52)]. Behind the 49ers offensive line, RB Carlos Hyde registered a career-high 193 yds. on 17 atts. (11.4 avg.).

## 2015 (JACKSONVILLE)

- Started all 16 games at LG for the 5th consecutive season. Helped provide time for a high-powered Jacksonville aerial attack that recorded the t-3rd most passing TDs (35) and the t-2nd most passing plays of 25-or-more yds. (39) in the NFL.

## 2014 (JACKSONVILLE)

- In his 1st season in Jacksonville, started all 16 games at LG for the 4th consecutive season. Part of an offensive line group that helped the Jaguars rushing attack average 4.54 yds. per carry, ranking 6th in the NFL.
- Helped protect rookie QB Blake Bortles as he recorded a season-high 336 passing yds. at Ten. (10/12), the 1st 300-or-more yd. passing game of his career.
- Paved the way for RB Denard Robinson to register a career-high 127 rushing yds. vs. Cle. (10/18), as a part of the Jaguars rushing attack that notched a season-best 185 yds. on the ground.

## 2013 (DENVER)

- Started all 16 games for the 3rd consecutive season and was part of an offensive line unit that allowed the fewest sacks (20) and recorded the most games without allowing a sack (6) in the NFL. Additionally, pass-protected for the most prolific passing offense in league history as the Broncos set NFL records for the most passing yds. (5,444) and passing TDs (55) in a season.
- In the season opener vs. Bal. (9/5), was part of an offensive line group that protected QB Peyton Manning as he tied the NFL single-game record with 7 TD passes.
- Was part of the offensive line that was named a collective Offensive Player of the Week by *Sports Illustrated's* Peter King for its performance vs. KC (11/17), in which it allowed zero sacks and zero quarterback hits against the NFL's top ranked sack defense.
- Helped paved the way for the Broncos rushing attack to register a season-high 280 total yds. rushing at NE (11/24), as RB Knowshon Moreno recorded a career-best 224 yds. on the ground.
- Part of an offensive line group that did not allow a sack in the AFC Divisional Playoff Game vs. SD (1/12/14) or the AFC Championship Game vs. NE (1/19/14).

## 2012 (DENVER)

- Started all 16 regular season games at LG for the 2nd consecutive season and was selected to play in his 1st career Pro Bowl.
- Finished the season as the Broncos only player to participate in every offensive or defensive snap.
- Part of an offensive line that allowed the 2nd fewest sacks in the NFL (21) and recorded 7 games with zero sacks allowed.
- Was a member of an offensive line unit that did not allow a sack vs. NO (10/28), as the Broncos offense recorded a season-high 530 total yds. of offense and a season-best 225 rushing yds.

## 2011 (DENVER)

- Started all 16 games and both playoff contests for Denver at LG.
- Helped the Broncos finish 1st in the league in rushing with a team-record 164.5 yards per game on the ground.
- Paved the way for a season high and NFL-best 299 team rushing yds. at Oak. (11/6), as both RB Willis McGahee and QB Tim Tebow rushed for more than 100 yds. on the day.

## 2010 (DENVER)

- Appeared in all 16 games during his rookie season (14 starts), including six starts at RT before starting the final eight game of the season at LG.
- Became the 1st rookie since C Andre Gurode (Dallas - 2002) to start at least six games at two of the three offensive line positions (T, G, C).
- With his 1st career start at RT at Jax. (9/12), he became the 1st player in Denver franchise history to start a season opener at that position during his rookie campaign.

## COLLEGE

A four-year starter at the University of Utah, played in 51 games (50 starts). As a senior in 2009, started all 13 games and was named First-Team All-MWC and First-Team All-American, becoming the 4th Ute offensive lineman and the 14th Ute ever to earn First-Team All-America honors. In 2008, named First-Team All-MWC after starting 12 games. In 2007, started all 13 games at LT and was named Second-Team All-MWC. In 2006, appeared in all 13 games (12 starts) as a redshirt freshman. Redshirted as a true freshman in 2005.

## PERSONAL

- Graduated in December of 2009 with a degree in mechanical engineering and earned an NCAA Postgraduate Scholarship for his performance in the classroom during his time at Utah.
- Attended Hillcrest (Midvale, UT) HS, where he was a team-captain and three-year starter who did not miss a game during his high school career. Earned first-team all-state and all-region honors as a senior. Additionally, he was an honorable mention all-state and first-team all-region baseball player in 2005.
- His stepfather, Joe Legerski, is the women's basketball coach at the University of Wyoming.
- Born Zane Dae Beadles (11/19/86) in Casper, WY.



# C.J. BEATHARD

# 3

QB » 6-2 » 215 » IOWA

11.16.93 » FRANKLIN, TN » BATTLE GROUND ACADEMY, FRANKLIN, TN » ROOKIE » ACQUIRED D-3B IN '17

## CAREER HIGHLIGHTS

- Set the single-season franchise record for atts. (224), comps. (123) and passing yds. (1,430) by a rookie QB.

**MOST ATTS. BY A ROOKIE QB IN FRANCHISE HISTORY**

| | Player | Atts. |
|---|---|---|
| **1.** | **C.J. Beathard (2017)** | **224** |
| 2. | Tom Owen (1974) | 184 |
| 3. | Alex Smith (2005) | 161 |
| 4. | Earl Morrall (1956) | 78 |
| 5. | George Mira (1964) | 53 |

**MOST COMPS. BY A ROOKIE QB IN FRANCHISE HISTORY**

| | Player | Comps. |
|---|---|---|
| **1.** | **C.J. Beathard (2017)** | **123** |
| 2. | Tom Owen (1974) | 88 |
| 3. | Alex Smith (2005) | 84 |
| 4. | Earl Morrall (1956) | 38 |
| 5t. | George Mira (1964) | 23 |
| | Steve Spurrier (1967) | 23 |

- His 83-yd. TD pass to WR Marquise Goodwin vs. NYG (11/12/17) set the franchise record for the longest comp. by a rookie QB.
- With his 83-yd. TD pass to WR Marquise Goodwin and 47-yd. TD pass to TE Garrett Celek vs. NYG (11/12/17), he became the 1st rookie QB in franchise history to have 2 TD passes of 45-or-more yds. in a single game.
- In his 1st career start vs. Dal. (10/22/17), completed 22 of 38 atts. for 235 yds., setting the franchise record for most passing yds. by a rookie in his 1st start.

**MOST PASSING YDS. BY A ROOKIE QB IN 1ST START IN FRANCHISE HISTORY**

| Player | Date | Opp. | Atts. | Comps. | Yds. | TDs | INTs |
|---|---|---|---|---|---|---|---|
| **C.J. Beathard** | **10/22/17** | **vs. Dal.** | **38** | **22** | **235** | **0** | **0** |
| Tom Owen | 10/27/74 | vs. Oak. | 26 | 15 | 206 | 2 | 2 |
| Earl Morrall | 10/28/56 | vs. Chi. | 12 | 7 | 148 | 1 | 1 |
| Jim Druckenmiller | 9/7/97 | at StL | 28 | 10 | 102 | 1 | 3 |
| George Mira | 11/15/64 | vs. GB | 17 | 10 | 82 | 0 | 0 |

## BEATHARD'S GOLDEN NUGGETS

- His last name is pronounced BETH-urd.
- Comes from a family rich in football tradition as his grandfather, Bobby Beathard, spent 38 years working in the NFL, including 22 seasons as general manager of the Washington Redskins (1978-88) and San Diego Chargers (1989-2000).
- Comes from a family who is equally as passionate about music as they are about sports. His father, Casey, played wide receiver at Elon College before becoming an accomplished country music songwriter who has penned hit songs for artists such as Billy Ray Cyrus and Kenny Chesney. His older brother, Tucker, was a standout baseball player who turned down a scholarship at Middle Tennessee and is now a rising country music singer and songwriter. Beathard's youngest brother, Clay, also plays quarterback and was named Tennessee's "Mr. Football" for his division in 2014. Growing up, the Beathard brothers formed a band that performed at local talent shows. C.J. played lead guitar and wrote most of the songs, while Tucker played drums and Clay assisted on guitar.
- Played with fellow 49ers 2017 draft choice TE George Kittle at Iowa (2012-16).

## CAREER HIGHLIGHTS (CONTINUED)

- According to the Elias Sports Bureau, with his 4-yd. TD run vs. Dal. (10/22/17), he became the 3rd 49ers rookie quarterback to register a rushing TD since the merger in 1970 and the 1st since 1976 (QB Tom Owen - 1974; QB Scott Bull - 1976).

## BEATHARD'S GAME-BY-GAME

| 2017 Date | Opp | W/L | P/S | Att | Cmp | Pct | Yds | TD | Int | Lg | Sk/Yds | Rtg | Rsh | Yds | TD | Total Net Yds. | Pct. Offense |
|---|---|---|---|---|---|---|---|---|---|---|---|---|---|---|---|---|---|
| Sep 10 | Car | L | 0/0 | – | – | – | – | DID NOT PLAY | | | – | – | – | – | – | – | – |
| Sep 17 | at Sea | L | 0/0 | – | – | – | – | DID NOT PLAY | | | – | – | – | – | – | – | – |
| Sep 21 | LAR | L | 0/0 | – | – | – | – | DID NOT PLAY | | | – | – | – | – | – | – | – |
| Oct 1 | at Arz | L | 1/0 | 0 | 0 | – | 0 | 0 | 0 | – | 0/0 | – | 0 | 0 | 0 | 0 | 0.0 |
| Oct 8 | at Ind | L | 0/0 | – | – | – | – | DID NOT PLAY | | | – | – | – | – | – | – | – |
| Oct 15 | at Was | L | 1/0 | 36 | 19 | 52.8 | 245 | 1 | 1 | 45t | 2/19 | 72.1 | 1 | 14 | 0 | 240 | 71.6 |
| Oct 22 | Dal | L | 1/1 | 38 | 22 | 57.9 | 235 | 0 | 0 | 48 | 5/48 | 76.1 | 5 | 30 | 1 | 217 | 74.8 |
| Oct 29 | at Phi | L | 1/1 | 36 | 17 | 47.2 | 167 | 1 | 2 | 24 | 4/23 | 46.9 | 6 | 40 | 0 | 184 | 77.3 |
| Nov 5 | Arz | L | 1/1 | 51 | 24 | 47.1 | 294 | 0 | 1 | 55 | 5/28 | 57.1 | 3 | 16 | 1 | 282 | 85.7 |
| Nov 12 | NYG | W | 1/1 | 25 | 19 | 76.0 | 288 | 2 | 1 | 83t | 0/0 | 123.4 | 5 | 15 | 1 | 303 | 63.9 |
| Nov 26 | Sea | L | 1/1 | 38 | 22 | 57.9 | 201 | 0 | 1 | 34 | 3/23 | 61.4 | 6 | 21 | 0 | 199 | 71.1 |
| Dec 3 | at Chi | W | 0/0 | – | – | – | – | DID NOT PLAY | | | – | – | – | – | – | – | – |
| Dec 10 | at Hou | W | 0/0 | – | – | – | – | DID NOT PLAY | | | – | – | – | – | – | – | – |
| Dec 17 | Ten | W | 0/0 | – | – | – | – | DID NOT PLAY | | | – | – | – | – | – | – | – |
| Dec 24 | Jax | W | 0/0 | – | – | – | – | DID NOT PLAY | | | – | – | – | – | – | – | – |
| Dec 31 | at LAR | W | 0/0 | – | – | – | – | DID NOT PLAY | | | – | – | – | – | – | – | – |
| **TOTALS** | | | **7/5** | **224** | **123** | **54.9** | **1,430** | **4** | **6** | **83t** | **19/141** | **69.2** | **26** | **136** | **3** | **1,425** | **25.5** |

## 2017 HIGHLIGHTS

- Played in 7 games (5 starts) and completed 123 of 224 atts. for 1,430 yds. and 4 TDs. Set the single-season franchise record for atts. (224), comps. (123) and passing yds. (1,430) by a rookie QB. Added 26 carries for 136 yds. and 3 TDs rushing. His 3 rushing TDs set the single-season franchise record for rushing TDs by a rookie QB.
- Entered the game in the 2nd qtr. at Was. (10/15), and helped erase a 17-point deficit, as the 49ers tied the game 17-17 in the 3rd qtr. Finished the game completing 19 of 36 atts. for 245 yds., and his 1st career TD, a 45-yd. TD pass to WR Aldrick Robinson.
- In his 1st career start vs. Dal. (10/22), completed 22 of 38 passing atts. for 235 yds. His 235 passing yds. are the most by a 49ers rookie quarterback in their 1st career start.
- Added 5 rushing atts. for 30 yds. and his 1st career rushing TD vs. Dal. (10/22). According to the Elias Sports Bureau, Beathard became the 3rd 49ers rookie quarterback to register a rushing TD since the merger in 1970 and the 1st since 1976 (QB Tom Owen – 1974; QB Scott Bull – 1976).
- Completed 24 of 51 atts. for 294 yds., including a then-career-long 55-yd. completion to WR Marquise Goodwin vs. Arz. (11/5). Also had 3 carries for 16 yds. and 1 TD, marking his 2nd rushing TD of the season [1 rushing TD vs. Dal. (10/22/17)].
- Completed 19 of 25 atts. for 288 yds., 2 TDs, 1 INT and a QB rating of 123.4 vs. NYG (11/12). Connected on a 83-yd. TD pass to WR Marquise Goodwin to set the franchise record for the longest comp. by a rookie QB. Also had a 47-yd. TD pass to TE Garrett Celek to become the 1st rookie QB in franchise history to complete 2 TD passes of 45-or-more yds. in a single game. Added an 11-yd. TD run, marking his 3rd rushing TD of the season.

## GOLDMINE

- Beathard comes from a family steeped in football tradition. His grandfather, Bobby Beathard, spent 38 years working in the NFL, including 22 seasons as general manager of the Washington Redskins (1978-88) and San Diego Chargers (1989-2000). As a general manager of the Redskins, he served as the architect of Washington's Super Bowl winning teams in 1982 (Super Bowl XVII) and 1987 (Super Bowl XXII).



## GOLDMINE (CONTINUED)

- As part of the 49ers annual Thanksgiving celebrations, Beathard and his teammates visited Cityteam San Jose to serve a holiday feast to over 300 people in need. Guests enjoyed turkey along with all of the usual holiday sides, while getting to know the 49ers.

- During his time at Iowa, Beathard earned the nickname "Sunshine" from Hawkeye fans because his long, flowing hair resembled the character with the same nickname from the football movie "Remember The Titans." In 2015, he cut off his hair and donated it to Wigs For Kids, a non-profit organization that makes wigs to support for children who have lost their hair due to medical issues at no cost to children or their families.
- In August of 2016, Beathard joined his younger brother, singer/songwriter Tucker Beathard, on stage at the first-ever concert at Iowa's Kinnick Stadium. Tucker, one of country music's rising stars, saw his song "Rock On" become a top-10 hit on Billboard's country chart. While performing a new track called "I'll Take On The World With You," which he co-wrote about the bond between he and his siblings, Tucker brought his older brother and former childhood bandmate onto the stage for a moment the two will never forget. "Ever since C.J. started at Iowa, playing a show at Kinnick Stadium was one of those unreachable dreams that you never think will actually come true," said Tucker. "Our whole family lives for sports and music...it's what bonds us together going back to my grandpa and his years in the NFL. It was awesome to be invited to the Back Porch Revival and to see those two worlds collide in front of a stadium full of people. I'll never forget it!"

## BEATHARD'S CAREER STATISTICS

| | | | | PASSING | | | | | | | | | | RUSHING | | | | |
|---|---|---|---|---|---|---|---|---|---|---|---|---|---|---|---|---|---|---|
| YEAR | TEAM | GP | GS | ATT | CMP | PCT | YDS | TD | INT | LG | SK | LST | RTG | ATT | YDS | AVG | LG | TD |
| 2017 | SF | 7 | 5 | 224 | 123 | 54.9 | 1,430 | 4 | 6 | 83t | 19 | 141 | 69.2 | 26 | 136 | 5.2 | 16 | 3 |
| **TOTALS** | | **7** | **5** | **224** | **123** | **54.9** | **1,430** | **4** | **6** | **83t** | **19** | **141** | **69.2** | **26** | **136** | **5.2** | **16** | **3** |

**Additional Statistics:**
**Fumbles–Lost – 2–2:** 2–2 in 2017
**Tackles – 1:** 2017 (1)

**Milestones:**
**NFL Debut:** at Arz. (10/1/17)**; First Start:** vs. Dal. (10/22/17); **First Completion:** at Was. (10/15/17 – 13–yd. pass to TE Garrett Celek); **First Passing TD:** at Was. (10/15/17 – 45–yd. pass to WR Aldrick Robinson); **First Rushing TD:** vs. Dal. (10/22/17 – 4–yd. run)

## BEATHARD'S CAREER HIGHS

**Passes Attempted:** 51 vs. Arz. (11/5/17)
**Completions:** 24 vs. Arz. (11/5/17)
**Completion Percentage:** 76.0 vs. NYG (11/12/17)
**Passing Yards:** 294 vs. Arz. (11/5/17)
**Long Pass:** 55 vs. Arz. (11/5/17)
**QB Rating:** 123.4 vs. NYG (11/12/17)
**Passing Touchdowns:** 2 vs. NYG (11/12/17)
**Rushes:** 6 at Phi. (10/29/17)
**Rushing Yards:** 40 at Phi. (10/29/17)
**Long Rush:** 16 vs. Dal. (10/22/17)
**Rushing Touchdowns:** 1 (3 times) Last vs. NYG (11/12/17)

## BEATHARD'S TRANSACTIONS

Originally the second of two 3rd–round (104th overall) draft choices by SF in 2017.

## COLLEGE



In four seasons with Iowa, played in 41 games (28 starts) and completed 454 of 782 atts. for 5,562 yds., 40 TDs and 19 INTs. Finished his collegiate career ranked 6th in school history in career TD passes (40), 7th in comps. (454) and atts. (782) and 8th in passing yds. (5,562). In 2016, was named a captain and earned Academic All-Big Ten and honorable mention All-Big Ten honors. Also the recipient of the team's Hayden Fry Award, Most Valuable Player (offense) and the Players' Choice Award (offense). Started all 13 games and completed 170 of 301 atts., for 1,929 yds., 17 TDs and 10 INTs. As a junior, was named the team's Most Valuable Player (offense) and was named a captain. Also earned Second-Team All-Big Ten honors, the "Extra Heartbeat" Award (offense) and Players' Choice Award (offense). Started all 14 games and completed 223 of 362 atts. for 2,809 yds, 17 TDs and 5 INTs. As a sophomore, played in 9 games (1 start) and completed 52 of 92 atts. for 645 yds., 5 TDs and 2 INTs. In 2013, appeared in 5 games and completed 9 of 27 atts. for 179 yds., 1 TD and 2 INTs. Redshirted in 2012.

## PERSONAL

- Attended Battle Ground Academy (Franklin, TN), and led the state of Tennessee in passing yds., comps. and TDs as a junior and senior.
- Earned first-team all-state honors and was runner-up for "Mr. Football Award" in Tennessee as a senior. Also named first-team all-region and region MVP as a junior and senior.
- Four-year letterman in both football and baseball.
- In December of 2016, Beathard and his longtime girlfriend, Madelyn Chupka, gave birth to a girl, Lyla.
- Born C.J. Beathard (11/16/93) in Franklin, TN.
- Majored in leisure studies (recreation and sport business).

# RONALD BLAIR III

98

DL » 6-4 » 270 » APPALACHIAN STATE

1.21.93 » GREENSBORO, GA » GREENE COUNTY HS, GREENSBORO, GA » 2ND YEAR » ACQUIRED D-5A IN '16

## 2017 HIGHLIGHTS

- Played in 6 games (2 starts) and tallied 15 tackles, 2.0 sacks and 1 FF after being activated from the Injured Reserve List on 11/4.
- Registered his 1st career multi-sack game vs. NYG (11/12), notching 2.0 sacks of Giants QB Eli Manning. Also tallied his 1st career FF on a strip-sack of Manning.

## GOLDMINE

- In his hometown of Greensboro, GA, Blair volunteers at Relay For Life, a branch of the American Cancer Society. The subject of cancer is near to Blair's heart, as his grandmother, Annie Ruth Peek, passed away from colon cancer while he was growing up. In the future, Blair aims to start his own foundation with the goal of creating a community where people who are going through life-changing experiences can call home. "I lost my grandmother to colon cancer. I lost my grandfather to a heart attack. My stepfather was in a car accident and is now a paraplegic. So, those people have a special place in my heart and I want to get involved in helping with causes like those."
- Blair cites the transition from 8th grade to high school, and specifically a conversation he had with his band director, as a key moment that stoked his competitive fire. Entering the 9th grade, his band director wanted him to continue playing the tuba in the school's band and not play football because he wouldn't see the field as a freshman. That year, Blair became a starter on varsity. "That's definitely one moment that sticks out and helped me develop in the football world," said Blair.

## BLAIR'S GOLDEN NUGGETS

- Blair volunteers at the Relay for Life in his hometown of Greensboro, GA. One day, he hopes to start his own foundation that would create a community for people going through life-changing experiences.
- Growing up, Blair's first sport was basketball, not football. His father put a basketball in his crib when he was one year old and Blair only switched to football once he realized his size was better suited for the gridiron.

## BLAIR'S GAME-BY-GAME

| 2017 Date | Opp | W/L | P/S | Tot | Sol | Ast | Sk | Yds | Int | Yds | PD | FF | FR | Yds |
|---|---|---|---|---|---|---|---|---|---|---|---|---|---|---|
| Sep 10 | Car | L | – | – | INJURED RESERVE (Thumb) | | | | | | | – | – | – |
| Sep 17 | at Sea | L | – | – | INJURED RESERVE (Thumb) | | | | | | | – | – | – |
| Sep 21 | LAR | L | – | – | INJURED RESERVE (Thumb) | | | | | | | – | – | – |
| Oct 1 | at Arz | L | – | – | INJURED RESERVE (Thumb) | | | | | | | – | – | – |
| Oct 8 | at Ind | L | – | – | INJURED RESERVE (Thumb) | | | | | | | – | – | – |
| Oct 15 | at Was | L | – | – | INJURED RESERVE (Thumb) | | | | | | | – | – | – |
| Oct 22 | Dal | L | – | – | INJURED RESERVE (Thumb) | | | | | | | – | – | – |
| Oct 29 | at Phi | L | – | – | INJURED RESERVE (Thumb) | | | | | | | – | – | – |
| ACTIVED FROM THE INJURED RESERVE LIST ON 11/4 | | | | | | | | | | | | | | |
| Nov 5 | Arz | L | 1/1 | 3 | 2 | 1 | 0.0 | 0.0 | 0 | 0 | 0 | 0 | 0 | 0 |
| Nov 12 | NYG | W | 1/1 | 4 | 3 | 1 | 2.0 | 7.0 | 0 | 0 | 0 | 1 | 0 | 0 |
| Nov 26 | Sea | L | 1/0 | 5 | 4 | 1 | 0.0 | 0.0 | 0 | 0 | 0 | 0 | 0 | 0 |
| Dec 3 | at Chi | W | 1/0 | 0 | 0 | 0 | 0.0 | 0.0 | 0 | 0 | 0 | 0 | 0 | 0 |
| Dec 10 | at Hou | W | – | – | INACTIVE | | | – | – | – | – | – | – | – |
| Dec 17 | Ten | W | – | – | INACTIVE | | | – | – | – | – | – | – | – |
| Dec 24 | Jax | W | 1/0 | 2 | 0 | 2 | 0.0 | 0.0 | 0 | 0 | 0 | 0 | 0 | 0 |
| Dec 31 | at LAR | W | 1/0 | 1 | 1 | 0 | 0.0 | 0.0 | 0 | 0 | 0 | 0 | 0 | 0 |
| **TOTALS** | | | **6/2** | **15** | **10** | **5** | **2.0** | **7.0** | **0** | **0** | **0** | **1** | **0** | **0** |

## BLAIR'S CAREER STATISTICS

| | | | | TACKLES | | | | | INTERCEPTIONS | | | | | FUMBLES | | |
|---|---|---|---|---|---|---|---|---|---|---|---|---|---|---|---|---|
| YEAR | TEAM | GP | GS | TOT | SOL | AST | SACKS | YDS | INT | YDS | LG | TD | PD | FF | FR | YDS |
| 2016 | SF | 16 | 0 | 18 | 16 | 2 | 3.0 | 14.0 | 0 | 0 | – | 0 | 0 | 0 | 0 | 0 |
| 2017 | SF | 6 | 2 | 15 | 10 | 5 | 2.0 | 7.0 | 0 | 0 | – | 0 | 0 | 1 | 0 | 0 |
| **TOTALS** | | **22** | **2** | **33** | **26** | **7** | **5.0** | **21.0** | **0** | **0** | **–** | **0** | **0** | **1** | **0** | **0** |

**Milestones:**
**NFL Debut:** vs. LAR (9/12/16); **First Start:** vs. Arz. (11/5/17); **First Sack:** vs. Dal. (10/2/16 – QB Dak Prescott); **First Multi–Sack Game:** vs. NYG (11/12/17 – 2.0; QB Eli Manning); **First FF:** vs. NYG (11/12/17 – QB Eli Manning)

## BLAIR'S CAREER HIGHS

**Total Tackles:** 5 vs. Sea. (11/26/17)
**Solo:** 4 vs. (2 times) Last vs. Sea. (11/26/17)
**Assists:** 2 vs. Jax. (12/24/17)
**Sacks:** 2.0 vs. NYG (11/12/17)
**Forced Fumbles:** 1 vs. NYG (11/12/17)

## BLAIR'S TRANSACTIONS

Originally the first of three 5th–round (142nd overall) draft choices by SF in 2016...Placed on the Injured Reserve List on 9/3/17...Activated from the Injured Reserve List on 11/4/17.

## 2016

- Appeared in all 16 games during his rookie season and registered 18 tackles and 3.0 sacks.
- Combined with CB Chris Davis to take down QB Dak Prescott vs. Dal. (10/2), marking the 1st sack of his NFL career.
- Recorded 2 tackles and the 1st full sack of his career at Mia. (11/27), taking down QB Ryan Tannehill for a 9-yd. loss.
- Notched the 3rd sack of his career and was part of a 49ers defense that allowed 177 net yds. (99 rush, 78 pass) at LAR (12/24), the fewest given up by the 49ers defense in a single game since 11/19/12 vs. Chi. (143; 85 rush, 58 pass).

## COLLEGE

Started all 51 games in which he appeared in for the Mountaineers and registered 221 tackles, 21.0 sacks, 53.5 TFLs, 4 FRs, 2 FFs, 1 INT and 2 PDs. In 2015, was named Sun Belt Conference Defensive Student-Athlete of the Year and First-Team All-Sun Belt. Started all 13 games and tallied 71 tackles, 7.5 sacks, 19.0 TFLs, 1 FF, 1 FR and 1 INT. As a junior, was a Second-Team All-Sun Belt honoree. Started all 12 games and notched 43 tackles, 6.0 sacks, 13.0 TFLs, 1 FR and 1 PD. In 2013, started 2 games and recorded 7 tackles, 1.0 sack, 1.5 TFLs and 1 FR before receiving a medical redshirt. As a sophomore, named First-Team All-Southern Conference as he started all 12 games and registered 60 tackles, 3.0 sacks, 8.5 TFLs and 1 FR. In 2011, earned NCAA Division I FCS Freshman All-America honors from the College Sports Journal and was a Southern Conference All-Freshman Team honoree. Started all 12 games and tallied 40 tackles, 3.5 sacks, 11.5 TFLs, 1 FF and 1 PD.

## PERSONAL

- Attended Greene County (Greensboro, GA) HS where he was named the 2010 Georgia Region 4-AA Defensive Player of the Year. Also was named second-team all-state by the Associated Press.
- As a senior, recorded 112 tackles, 9.0 sacks, 1 FR and 1 INT that he returned 70 yds. for a TD.
- Born Ronald Blair III (1/21/93) in Greensboro, GA.
- Graduated with a degree in health promotion.

## INJURY REPORT

**2017:** Placed on the Injured Reserve List on 9/3 with a thumb injury.

## BLAIR'S GAME-BY-GAME

**2016**

| Date | Opp | W/L | P/S | Tot | Sol | Ast | Sk | Yds | Int | Yds | PD | FF | FR | Yds |
|---|---|---|---|---|---|---|---|---|---|---|---|---|---|---|
| Sep 12 | LAR | W | 1/0 | 0 | 0 | 0 | 0.0 | 0.0 | 0 | 0 | 0 | 0 | 0 | 0 |
| Sep 18 | at Car | L | 1/0 | 0 | 0 | 0 | 0.0 | 0.0 | 0 | 0 | 0 | 0 | 0 | 0 |
| Sep 25 | at Sea | L | 1/0 | 1 | 1 | 0 | 0.0 | 0.0 | 0 | 0 | 0 | 0 | 0 | 0 |
| Oct 2 | Dal | L | 1/0 | 0 | 0 | 0 | 0.5 | 1.5 | 0 | 0 | 0 | 0 | 0 | 0 |
| Oct 6 | Arz | L | 1/0 | 0 | 0 | 0 | 0.0 | 0.0 | 0 | 0 | 0 | 0 | 0 | 0 |
| Oct 16 | at Buf | L | 1/0 | 0 | 0 | 0 | 0.0 | 0.0 | 0 | 0 | 0 | 0 | 0 | 0 |
| Oct 23 | TB | L | 1/0 | 1 | 1 | 0 | 0.0 | 0.0 | 0 | 0 | 0 | 0 | 0 | 0 |
| Nov 6 | NO | L | 1/0 | 3 | 3 | 0 | 0.0 | 0.0 | 0 | 0 | 0 | 0 | 0 | 0 |
| Nov 13 | at Arz | L | 1/0 | 1 | 0 | 1 | 0.0 | 0.0 | 0 | 0 | 0 | 0 | 0 | 0 |
| Nov 20 | NE | L | 1/0 | 4 | 4 | 0 | 0.0 | 0.0 | 0 | 0 | 0 | 0 | 0 | 0 |
| Nov 27 | at Mia | L | 1/0 | 2 | 2 | 0 | 1.0 | 9.0 | 0 | 0 | 0 | 0 | 0 | 0 |
| Dec 4 | at Chi | L | 1/0 | 0 | 0 | 0 | 0.0 | 0.0 | 0 | 0 | 0 | 0 | 0 | 0 |
| Dec 11 | NYJ | L | 1/0 | 4 | 3 | 1 | 0.5 | 2.5 | 0 | 0 | 0 | 0 | 0 | 0 |
| Dec 18 | at Atl | L | 1/0 | 0 | 0 | 0 | 0.0 | 0.0 | 0 | 0 | 0 | 0 | 0 | 0 |
| Dec 24 | at LAR | W | 1/0 | 1 | 1 | 0 | 1.0 | 1.0 | 0 | 0 | 0 | 0 | 0 | 0 |
| Jan 1 | Sea | L | 1/0 | 1 | 1 | 0 | 0.0 | 0.0 | 0 | 0 | 0 | 0 | 0 | 0 |
| **TOTALS** | | | **16/0** | **18** | **16** | **2** | **3.0** | **14.0** | **0** | **0** | **0** | **0** | **0** | **0** |

# VICTOR BOLDEN JR.

17

WR » 5-8 » 178 » OREGON STATE

4.4.95 » RANCHO CUCAMONGA, CA » LOS OJOS HS, RANCHO CUCAMONGA, CA » ROOKIE » ACQUIRED FA IN '17

## 2017 HIGHLIGHTS

- Played in 9 games and notched 19 KORs for 396 yds. (20.8 avg.) and 4 PRs for 23 yds. (5.8 avg.) before being placed on the Injured Reserve List on 12/13.
- Registered his 1st career special teams FF vs. LAR (9/21), knocking the ball loose from Rams WR Pharoh Cooper late in the 4th qtr. The fumble was recovered by WR Aldrick Robinson and led to a 1-yd. TD run by RB Carlos Hyde.

## GOLDMINE

- Even as a young child, Victor Bolden Jr. remembers he would always be itching to play football. "Growing up that's all I wanted to do was play football," said Bolden Jr. "I didn't really start playing until eighth grade. I was itching to play." His father, Victor Bolden Sr. first introduced his son to the game as a child and immediately became his biggest influence on the field. "He was the first one to teach me the game and he's been there since day one with anything I've wanted to do." While Bolden Jr.'s father is his main influence on the field, when it comes to his biggest influence off the field, he gives that role to his mother. "She supports me with anything I do," said Bolden Jr. "Whether it be school, sports, she just wants me to give out full effort and give it everything I have."

## BOLDEN JR.'S GOLDEN NUGGETS

- His mother, Zelda, holds the school record in both the 100 and 200-meter hurdles at Mt. San Antonio College (Walnut, CA).
- Set the Oregon State record for the most career kickoff return yards with 2,420.
- Left OSU ranked 3rd all-time with 5,196 career all-purpose yards.

## GOLDMINE (CONTINUED)

- Prior to his 2015 season at Oregon State University, Bolden, along with fellow teammates, participated in a special forces leadership development program at Camp Williams in Utah. Camp Williams is a National Guard training site operated by the Utah National Guard.

## BOLDEN JR.'S GAME-BY-GAME

**2017**

| Date | Opp | W/L | P/S | Rec | Yds | Avg | Lg | TD |
|---|---|---|---|---|---|---|---|---|
| Sep 10 | Car | L | – | – | INACTIVE | – | – | – |
| Sep 17 | at Sea | L | 1/0 | 0 | 0 | – | – | 0 |
| Sep 21 | LAR | L | 1/0 | 0 | 0 | – | – | 0 |
| Oct 1 | at Arz | L | 1/0 | 0 | 0 | – | – | 0 |
| Oct 8 | at Ind | L | 1/0 | 0 | 0 | – | – | 0 |
| Oct 15 | at Was | L | 1/0 | 0 | 0 | – | – | 0 |
| Oct 22 | Dal | L | – | – | INACTIVE | – | – | – |
| Oct 29 | at Phi | L | – | – | INACTIVE | – | – | – |
| Nov 5 | Arz | L | 1/0 | 0 | 0 | – | – | 0 |
| Nov 12 | NYG | W | 1/0 | 0 | 0 | – | – | 0 |
| Nov 26 | Sea | L | – | – | INACTIVE | – | – | – |
| Dec 3 | at Chi | W | 1/0 | 0 | 0 | – | – | 0 |
| Dec 10 | at Hou | W | 1/0 | 0 | 0 | – | – | 0 |
| PLACED ON INJURED RESERVE (Ankle) ON 12/13 | | | | | | | | |
| **TOTALS** | | | **9/0** | **0** | **0** | **–** | **–** | **0** |

**2017 Returns**

| Date | Opp | KR | Yds | Avg | Lg | TD | PR | FC | Yds | Avg | Lg | TD |
|---|---|---|---|---|---|---|---|---|---|---|---|---|
| Sep 10 | Car | – | – | – | INACTIVE | | – | – | – | – | – | – |
| Sep 17 | at Sea | 3 | 71 | 23.7 | 34 | 0 | 0 | 0 | 0 | – | – | 0 |
| Sep 21 | LAR | 2 | 36 | 18.0 | 18 | 0 | 1 | 0 | 0 | 0.0 | 0 | 0 |
| Oct 1 | at Arz | 3 | 76 | 25.3 | 28 | 0 | 0 | 0 | 0 | – | – | 0 |
| Oct 8 | at Ind | 4 | 59 | 14.8 | 28 | 0 | 0 | 0 | 0 | – | – | 0 |
| Oct 15 | at Was | 0 | 0 | – | – | 0 | 0 | 0 | 0 | – | – | 0 |
| Oct 22 | Dal | – | – | – | INACTIVE | | – | – | – | – | – | – |
| Oct 29 | at Phi | – | – | – | INACTIVE | | – | – | – | – | – | – |
| Nov 5 | Arz | 3 | 59 | 19.7 | 24 | 0 | 1 | 1 | 0 | 0.0 | 0 | 0 |
| Nov 12 | NYG | 1 | 23 | 23.0 | 23 | 0 | 2 | 0 | 23 | 11.5 | 16 | 0 |
| Nov 26 | Sea | – | – | – | INACTIVE | | – | – | – | – | – | – |
| Dec 3 | at Chi | 1 | 30 | 30.0 | 30 | 0 | 0 | 0 | 0 | – | – | 0 |
| Dec 10 | at Hou | 2 | 42 | 21.0 | 26 | 0 | 0 | 0 | 0 | – | – | 0 |
| PLACED ON INJURED RESERVE (Ankle) ON 12/13 | | | | | | | | | | | | |
| **TOTALS** | | **19** | **396** | **20.8** | **34** | **0** | **4** | **1** | **23** | **5.8** | **16** | **0** |

## BOLDEN JR.'S CAREER STATISTICS

| | | | | RECEIVING | | | | | RUSHING | | | | |
|---|---|---|---|---|---|---|---|---|---|---|---|---|---|
| YEAR | TEAM | GP | GS | NO | YDS | AVG | LG | TD | ATT | YDS | AVG | LG | TD |
| 2017 | SF | 9 | 0 | 0 | 0 | – | – | 0 | 0 | 0 | – | – | 0 |
| **TOTALS** | | **9** | **0** | **0** | **0** | **–** | **–** | **0** | **0** | **0** | **–** | **–** | **0** |

| | | KICKOFF RETURNS | | | | | PUNT RETURNS | | | | | |
|---|---|---|---|---|---|---|---|---|---|---|---|---|
| YEAR | TEAM | NO | YDS | AVG | LG | TD | NO | FC | YDS | AVG | LG | TD |
| 2017 | SF | 19 | 396 | 20.8 | 34 | 0 | 4 | 1 | 23 | 5.8 | 16 | 0 |
| **TOTALS** | | **19** | **396** | **20.8** | **34** | **0** | **4** | **1** | **23** | **5.8** | **16** | **0** |

**Additional Statistics:**

**Special Teams Forced Fumbles – 1:** 2017 (1)

**Milestones:**

**NFL Debut:** at Sea. (9/17/17); **First Kickoff Return:** at Sea. (9/17/17 – 34–yd. KOR); **First Punt Return:** vs. LAR (9/21/17 – 0–yd. PR)

## BOLDEN JR.'S CAREER HIGHS

**Kickoff Returns:** 4 at Ind. (10/8/17)
**Kickoff Return Yards:** 76 at Arz. (10/1/17)
**Long Kickoff Return:** 34 at Sea. (9/17/17)

**Punt Returns:** 2 vs. NYG (11/12/17)
**Punt Return Yards:** 23 vs. NYG (11/12/17)
**Long Punt Return:** 16 vs. NYG (11/12/17)

## BOLDEN JR.'S TRANSACTIONS

Originally signed as an undrafted free agent by SF on 5/4/17...Placed on the Injured Reserve List on 12/13/17.

## COLLEGE

Appeared in 46 games (36 starts) during his four-year career at Oregon State. Registered 170 recepts. for 1,863 yds. and 7 TDs while adding 95 rushing atts. for 727 yds. and 3 TDs. As a returner, recorded 108 KORs for 2,420 yds. and 3 TDs along with 19 PRs for 186 yds. and 1 TD. As a senior in 2016, appeared in all 12 games (11 starts) and led the team in recepts. (46) and rec. yds. (542) while adding 28 rushing atts. for 329 yds. and 2 TDs on the ground. Also notched 27 KORs for 42 yds. and 1 TD. In 2015, appeared in all 12 games and recorded 46 recepts. for 461 yds. and 3 TDs to earn All-Pac-12 Honorable Mention honors. Also added 36 rushing atts. for 185 yds., 23 KORs for 580 yds. and 1 TD. As a sophomore, started all 11 games in which he appeared and totaled 72 recepts. for 798 yds. and 2 TDs along with 19 carries for 118 yds. In 2013, appeared in 13 games (2 starts) and recorded 6 recepts. for 62 yds. and 12 rushes for 95 yds. and 1 TD on offense. As a returner, registered 58 KORs for 1,198 yds. and 1 TD.

## PERSONAL

- Attended Los Osos (Rancho Cucamonga, CA) HS, where he earned All-CIF Southern Section Inland Division and all-league honors after totaling a combined 1,236 rush. and rec. yds. and 13 TDs as a senior.
- Graduated in June of 2017 with a degree in public health with an option in health management and policy.
- Born 4/4/95 in Fontana, CA to Zelda and Victor Bolden, Sr.

## INJURY REPORT

**2017:** Placed on the Injured Reserve List on 12/13 with an ankle injury.

# KENDRICK BOURNE

**84**

WR » 6-1 » 203 » EASTERN WASHINGTON

8.4.95 » PORTLAND, OR » MILWAUKIE ARTS ACADEMY HS, PORTLAND, OR » ROOKIE » ACQUIRED FA IN '17

## 2017 HIGHLIGHTS

- Played in 11 games and tallied 16 recepts. for 257 yds.
- Registered career-highs in recepts. (4) and rec. yds. (85) vs. Ten. (12/17). Also tallied a career-long 54-yd. recept.

## GOLDMINE

- Bourne's heritage consists of him being half Samoan and half African-American. He has a number of tattoos that begin on his left shoulder and stretches all the way down near his wrist. In 2013 after his senior season at Milwaukie Arts (Portland, OR) Academy, Bourne was honored when he was chosen to play in the Polynesian All-American Bowl in La Mirada, CA. The love for his heritage was instilled by him from his mom, Luisa, who he calls 'His reason why.'

## BOURNE'S GOLDEN NUGGET

- Students at Bourne's high school which is a charter school (Milwaukie Academy of the Arts), received special permission from the Oregon School Athletics Association (OSAA) to compete on Milwaukie High School athletics teams.

## BOURNE'S GAME-BY-GAME

| 2017 Date | Opp | W/L | P/S | Rec | Yds | Avg | Lg | TD |
|---|---|---|---|---|---|---|---|---|
| Sep 10 | Car | L | 1/0 | 0 | 0 | – | – | 0 |
| Sep 17 | at Sea | L | – | – | INACTIVE | – | – | – |
| Sep 21 | LAR | L | – | – | INACTIVE | – | – | – |
| Oct 1 | at Arz | L | – | – | INACTIVE | – | – | – |
| Oct 8 | at Ind | L | – | – | INACTIVE | – | – | – |
| Oct 15 | at Was | L | – | – | INACTIVE | – | – | – |
| Oct 22 | Dal | L | 1/0 | 0 | 0 | – | – | 0 |
| Oct 29 | at Phi | L | 1/0 | 0 | 0 | – | – | 0 |
| Nov 5 | Arz | L | 1/0 | 2 | 39 | 19.5 | 25 | 0 |
| Nov 12 | NYG | W | 1/0 | 3 | 42 | 14.0 | 20 | 0 |
| Nov 26 | Sea | L | 1/0 | 2 | 22 | 11.0 | 15 | 0 |
| Dec 3 | at Chi | W | 1/0 | 0 | 0 | – | – | 0 |
| Dec 10 | at Hou | W | 1/0 | 2 | 29 | 14.5 | 18 | 0 |
| Dec 17 | Ten | W | 1/0 | 4 | 85 | 21.3 | 54 | 0 |
| Dec 24 | Jax | W | 1/0 | 1 | 12 | 12.0 | 12 | 0 |
| Dec 31 | at LAR | W | 1/0 | 2 | 28 | 14.0 | 16 | 0 |
| **TOTALS** | | | **11/0** | **16** | **257** | **16.1** | **54** | **0** |

## BOURNE'S CAREER STATISTICS

| | | | | RECEIVING | | | | | RUSHING | | | | |
|---|---|---|---|---|---|---|---|---|---|---|---|---|---|
| YEAR | TEAM | GP | GS | NO | YDS | AVG | LG | TD | ATT | YDS | AVG | LG | TD |
| 2017 | SF | 11 | 0 | 16 | 257 | 16.1 | 54 | 0 | 0 | 0 | – | – | 0 |
| **TOTALS** | | **11** | **0** | **16** | **257** | **16.1** | **54** | **0** | **0** | **0** | **–** | **–** | **0** |

**Additional Statistics:**
**Tackles – 1:** 2017 (1)
**Forced Fumbles – 1:** 2017 (1)

**Milestones:**
**NFL Debut:** vs. Car. (9/10/17); **First Reception:** vs. Arz. (11/5/17 – 25–yd. pass from QB C.J. Beathard)

## BOURNE'S CAREER HIGHS

**Receptions:** 4 vs. Ten. (12/17/17)
**Receiving Yards:** 85 vs. Ten. (12/17/17)
**Long Reception:** 54 vs. Ten. (12/17/17)

## BOURNE'S TRANSACTIONS

Originally signed as an undrafted free agent by SF on 5/4/17.

## COLLEGE

Appeared in 53 games (32 starts) and totaled 211 recepts. for 3,130 yds. and 27 TDs during his four-year career at Eastern Washington. As a senior, earned Second-Team All-Big Sky honors after started all 13 games and registering 79 recepts. for 1,201 yds. and 7 TDs. In 2015, appeared in 11 games (10 starts) and recorded 73 recepts. for 998 yds. and 8 TDs to earn Second-Team All-Big Sky honors. As a sophomore, appeared in all 14 games (9 starts) and earned All-Big Sky Honorable Mention honors after totaling 52 recepts. for 814 yds. and 10 TDs. Saw action in 14 games as a freshman in 2013 and notched 7 recepts. for 117 yds. and 2 TDs.

## PERSONAL

- Attended Milwaukie Arts (Portland, OR) Academy, where he was a first-team All-Northwest Oregon Conference selection in 2012 after totaling 54 recepts. for 1,292 yds. and 18 TDs.
- Majored in communication studies at Eastern Washington.
- Born 8/4/95 in Portland, OR to Eric and Luisa Turner.

# MATT BREIDA

22

RB » 5-11 » 190 » GEORGIA SOUTHERN

2.28.95 » BRANDON, FL » NATURE COAST TECHNICAL HS, BROOKSVILLE, FL » ROOKIE » ACQUIRED FA IN '17

## 2017 HIGHLIGHTS

- Played in all 16 games and recorded 105 carries for 465 yds. and 2 TDs while also notching 21 recepts. for 180 yds. and 1 TD.
- Registered 4 recepts. for 39 yds. and his 1st career TD on a 21-yd. TD pass from QB C.J. Beathard at Phi. (10/29). He became the 1st 49ers rookie RB with a TD recept. since 2001 [RB Kevan Barlow - vs. NO (11/11/01)].
- Notched his 1st career rushing TD on a 33-yd. TD run vs. NYG (11/12). Finished the game with 9 carries for 55 yds. and 1 TD. His 33-yd. TD marked the longest TD run by the team this season.
- Rushed for a career-high 74 yds. and 1 TD on 11 carries vs. Jax. (12/24). His 30-yd. TD run in the 4th qtr. marked his 2nd rushing TD of the season.
- Had 12 carries for 72 yds. while adding a career-long 32-yd. recept. at LAR (12/31).

## GOLDMINE

- As a senior in 2016, despite receiving consideration for multiple national athletic awards which included the watch list for both the Doak Walker Award and Maxwell Award, it was an award for what he does off the field that Breida felt most honored by. Breida was announced as a finalist for the 2016 Senior Class Award after making the Georgia Southern Eagles' Honor Roll and being involved in the community by reading and speaking to local elementary schools in Statesboro, GA as well as back home in Florida. "One of the best people I've ever been around," said Georgia Southern Head Coach Tyson Summers when asked about Breida. The 2016 Senior Class Award is given to a senior who has various notable achievements in four areas: community, classroom, character, and competition. "For them to see me as one of the role models was pretty cool for me," said Breida.
- Breida honors his parents, calling them the reason he is where he is today. "They mean everything to me. I could be somewhere else." said Breida who was adopted the day after he was born by Terri and Mike Breida. Both permanently disabled, Terri and Mike sacrificed to make sure Matt and his brother had the best life they could offer them. According to Breida, "They gave me everything that they could even though we didn't have a lot. Adoption or no adoption, family is family. I see them as my parents, from day one. No matter what. That's mom and dad to me. I would do anything for them."

## BREIDA'S GOLDEN NUGGETS

- Graduated from Georgia Southern with a degree in accounting.
- Earned First-Team All-Sun Belt honor in consecutive seasons (2014-15).
- Began playing Pop Warner youth football for his soon to be father-in-law, as he was coached by his fiance's dad.

## BREIDA'S GAME-BY-GAME

**2017**

| Date | Opp | W/L | P/S | Rsh | Yds | Avg | Lg | TD | Rec | Yds | TD |
|---|---|---|---|---|---|---|---|---|---|---|---|
| Sep 10 | Car | L | 1/0 | 4 | 11 | 2.8 | 5 | 0 | 0 | 0 | 0 |
| Sep 17 | at Sea | L | 1/0 | 4 | 35 | 8.8 | 13 | 0 | 1 | 3 | 0 |
| Sep 21 | LAR | L | 1/0 | 3 | 9 | 3.0 | 10 | 0 | 3 | 20 | 0 |
| Oct 1 | at Arz | L | 1/0 | 9 | 16 | 1.8 | 8 | 0 | 1 | 4 | 0 |
| Oct 8 | at Ind | L | 1/0 | 10 | 49 | 4.9 | 14 | 0 | 3 | 22 | 0 |
| Oct 15 | at Was | L | 1/0 | 4 | 21 | 5.3 | 10 | 0 | 2 | 15 | 0 |
| Oct 22 | Dal | L | 1/0 | 3 | 5 | 1.7 | 5 | 0 | 0 | 0 | 0 |
| Oct 29 | at Phi | L | 1/0 | 5 | 17 | 3.4 | 9 | 0 | 4 | 39 | 1 |
| Nov 5 | Arz | L | 1/0 | 1 | 1 | 1.0 | 1 | 0 | 2 | 18 | 0 |
| Nov 12 | NYG | W | 1/0 | 9 | 55 | 6.1 | 33t | 1 | 1 | 3 | 0 |
| Nov 26 | Sea | L | 1/0 | 1 | 12 | 12.0 | 12 | 0 | 1 | 12 | 0 |
| Dec 3 | at Chi | W | 1/0 | 12 | 45 | 3.8 | 8 | 0 | 1 | 4 | 0 |
| Dec 10 | at Hou | W | 1/0 | 12 | 27 | 2.3 | 6 | 0 | 0 | 0 | 0 |
| Dec 17 | Ten | W | 1/0 | 5 | 16 | 3.2 | 6 | 0 | 0 | 0 | 0 |
| Dec 24 | Jax | W | 1/0 | 11 | 74 | 6.7 | 30t | 1 | 1 | 8 | 0 |
| Dec 31 | at LAR | W | 1/0 | 12 | 72 | 6.0 | 15 | 0 | 1 | 32 | 0 |
| **TOTALS** | | | **16/0** | **105** | **465** | **4.4** | **33t** | **2** | **21** | **180** | **1** |

## BREIDA'S CAREER STATISTICS

| | | | | RUSHING | | | | | RECEIVING | | | | |
|---|---|---|---|---|---|---|---|---|---|---|---|---|---|
| YEAR | TEAM | GP | GS | ATT | YDS | AVG | LG | TD | NO | YDS | AVG | LG | TD |
| 2017 | SF | 16 | 0 | 105 | 465 | 4.4 | 33t | 2 | 21 | 180 | 8.6 | 32 | 1 |
| **TOTALS** | | **16** | **0** | **105** | **465** | **4.4** | **33t** | **2** | **21** | **180** | **8.6** | **32** | **1** |

**Additional Statistics:**
**Fumbles–Lost – 1–0:** 1–0 in 2017
**Fumble Recoveries – 1:** 2017 (1)
**Special Teams Tackles – 1:** 2017 (1)
**Kickoff Returns – 5:** 2017 (5)
**Kickoff Return Yards – 83:** 2017 (83)

**Milestones:**
**NFL Debut:** vs. Car. (9/10/17); **First Rushing TD:** vs. NYG (11/12/17 – 33–yds.); **First Reception:** at Sea. (9/17/17 – 3–yd. pass from QB Brian Hoyer); **First TD Reception:** at Phi. (10/29/17 – 21–yd. pass from QB C.J. Beathard)

## BREIDA'S CAREER HIGHS

**Rushes:** 12 (3 times) Last at LAR (12/31/17)
**Rushing Yards:** 74 vs. Jax. (12/24/17)
**Rushing TDs:** 1 (2 times) Last vs. Jax. (12/24/17)
**Long Rush:** 33t vs. NYG (11/12/17)
**Receptions:** 4 at Phi. (10/29/17)
**Receiving Yards:** 39 at Phi. (10/29/17)
**Receiving TDs:** 1 at Phi. (10/29/17)
**Long Reception:** 32 at LAR (12/31/17)
**Kickoff Returns:** 4 vs. Ten. (12/17/17)
**Kickoff Return Yards:** 65 vs. Ten. (12/17/17)
**Long Kickoff Return:** 28 vs. Ten. (12/17/17)

## BREIDA'S TRANSACTIONS

Originally signed as an undrafted free agent by SF on 5/4/17.

## COLLEGE

Appeared in 48 games (36 starts) during his four-year career at Georgia Southern. Rushed for 3,754 yds. and 37 TDs on 543 carries, while adding 22 recepts. for 156 yds. and 3 TDs. As a senior, appeared in 12 games (11 starts) and registered 168 carries for 646 yds. and 3 TDs in addition to 11 recepts. for 53 yds. and 2 TDs. In 2015, started all 13 games and led the team with 1,608 yds. and 17 TDs on 203 carries to earn First-Team All-Sun Belt honors. As a sophomore, started all 12 games and was named First-Team All-Sun Belt. Led the Sun Belt Conference with 1,485 rush yds. while adding 17 TDs. on 171 carries. Appeared in 11 games as a freshman in 2013 and totaled 1 att. for 15 yds.

## PERSONAL

- Attended Nature Coast Technical (Brooksville, FL) HS, where he was the District Player of the Year and All-Hernando County Offensive Player of the Year in 2012.
- Majored in accounting at Georgia Southern.
- Born Matthew John Breida (2/28/95) in Brandon, FL.

# TRENT BROWN

77

OL » 6-8 » 355 » FLORIDA

4.13.93 » ALBANY, GA » WESTOVER HS, ALBANY, GA » 3RD YEAR » ACQUIRED D-7A IN '15

## 2017 HIGHLIGHTS

- Started all 10 games in which he appeared before being placed on the Injured Reserve List on 12/16.
- The 49ers offense rushed for 159 yds. on 19 carries (8.37 avg.) at Sea. (9/17). The team's 8.37 avg. yds. per carry was the 3rd highest avg. against the Seahawks all-time and it also marked the 6th highest single-game avg. by the team in franchise history.
- The 49ers offensive line helped pave the way vs. NYG (11/12) as the team registered a season-high 474 net yds. from scrimmage, including 186 yds. rushing. Also did not allow a sack on 25 atts. by QB C.J. Beathard.

## GOLDMINE

- 49ers Wish guest, Steven Cain, has grown up with a love for the 49ers that began at a young age. He dreamed of meeting the red and gold in person, particularly his favorite player, Trent Brown. Steven's dream came true on November 4th when Brown welcomed Steven to the 49ers family during a Make-A-Wish visit to Levi's® Stadium. Brown made sure Steven had a once in a lifetime experience, welcoming him into the huddle after practice, taking him on an a behind-the-scenes tour of the locker room, and enjoying lunch with Steven and his family, talking about everything from school to sports to the importance of family and support systems. The new friendship was solidified at the game on November 5th when the two stood side by side at the 35-yard line just before kickoff, exchanging encouraging words and a promise to stay in touch, ending with an expression of gratitude from Brown for Steven's courageous spirit serving as his inspiration when he takes the field.

## BROWN'S GOLDEN NUGGETS

- Started his collegiate career by playing two years at Georgia Military College before transferring to Florida.
- In 2016, Brown teamed up with Walmart to give Youth Uprising students and Children from the UCSF Benioff Children's Hospital San Francisco a holiday shopping spree. The event, entitled "Trent Brown's 77 Ways to Care Christmas," paired Brown and his parents with local students for a holiday shopping spree.

## GOLDMINE (CONTINUED)

- As part of the 49ers annual Thanksgiving celebrations, Brown and his teammates visited Cityteam San Jose to serve a holiday feast to over 300 people in need. Guests enjoyed turkey along with all of the usual holiday sides, while getting to know the 49ers.

## GOLDMINE (CONTINUED)

- During the Holiday Season in 2016, Brown teamed up with Walmart to give Youth Uprising students and Children from the UCSF Benioff Children's Hospital San Francisco a holiday shopping spree. The event, entitled "Trent Brown's 77 Ways to Care Christmas," paired Brown and his parents with local students for a holiday shopping spree at the Milpitas Walmart store. The event was inspired by Brown's father, Reginald Sr., a captain with the Albany (GA) Police Department who regularly participated in APD's "Shop with a Cop" events. Trent Brown's 77 Ways to Care Christmas provided gifts for an additional 30 children from the UCSF Benioff Children's Hospital San Francisco.

- Brown participated in the 49ers annual Bike Build event during the 2015 season. In conjunction with Turning Wheels for Kids, a nonprofit organization that distributes bikes throughout the year with a focus on preventing childhood obesity and supporting low-income families, 49ers players and staff combined with volunteers to assemble 50 bikes and donate them to several students from the 49ers Academy.

## BROWN'S CAREER STATISTICS

**GAMES/STARTS – 31/28:** 2015 (5/2); 2016 (16/16); 2017 (10/10)

**Additional Statistics:**
**Own Fumble Recoveries – 1:** 2016 (1)

**Milestones:**
**NFL Debut:** vs. Min. (9/14/15); **First Start:** at Det. (12/27/15)

## BROWN'S TRANSACTIONS

Originally the first of two 7th–round (244th overall) draft choices by SF in 2015...Placed on the Injured Reserve List on 12/16/17.

## 2016

- Started all 16 games for the 1st time in his career, with 15 starts at RT and his 1st career start at LT at LAR (12/24).
- Part of an offensive line group that helped the 49ers offense rush for 150 yds. and 3 TDs on 42 carries and did not allow a sack on 35 atts. by QB Blaine Gabbert vs. LAR (9/12).
- Helped the 49ers offense rush for 193 yds. on 25 atts. (7.7 avg.) at Mia. (11/27). The team's 7.7 avg. yds. per carry was the highest by the 49ers offense since 12/20/14 vs. SD [355 yds. on 40 atts. (8.9 avg.)]. Additionally, the team's 193 yds. on the ground were the most since 9/14/15 vs. Min. (230 yds.).
- Part of an offensive line group that helped the 49ers offense rush for a season-high 248 yds. on 27 atts. (9.2 avg.) vs. NYJ (12/11). The 248 rushing yds. are most in a game by San Francisco since 12/20/14 (355 rushing yds. vs. SD). The 9.2 yds./carry avg. by the 49ers offense is the 2nd-highest single-game avg. by the team in franchise history [24 atts. for 263 yds. (11.0 avg.) vs. Dallas Texans (10/26/52)]. Behind the 49ers offensive line, RB Carlos Hyde registered a career-high 193 yds. on 17 atts. (11.4 avg.).

## 2015

- The 49ers offensive line did not allow a sack on 25 atts. by QB Blaine Gabbert vs. Atl. (11/8), as the team rushed for 133 yds. It marked the 1st time the 49ers did not allow a sack in a game since 10/13/14 at StL (36 atts.).
- Made the 1st start at RT of his NFL career at Det. (12/27).

## COLLEGE

Played in 23 games (11 starts) for the Gators. In 2014, played in 11 games (6 starts) and helped pave the way for 187.7 rushing yds. per game, including five games over 200 yds. In 2013, played in 12 games (5 starts). Started the year on the field goal unit and was a reserve at tackle before taking over the starting job against Georgia when Tyler Moore was lost for the year due to injury.

## PERSONAL

- Spent two years at Georgia Military College after graduating high school in 2011, and was named a second-team NJCAA Football All-America in 2012.
- At GMC in 2012, was part of a team that averaged 188 yds. rushing per game.
- Brother, Reggie Brown, Jr., played basketball at Fresno Pacific.
- Both Trenton Jacoby Brown (4/13/93) in Albany, GA.

## INJURY REPORT

**2017:** Inactive at Phi. (10/29) with a concussion. Inactive vs. Sea. (11/26) and at Hou. (12/10) with a shoulder injury. Placed on the Injured Reserve List on 12/16 with a shoulder injury.

# DeFOREST BUCKNER

**99**

DL » 6-7 » 300 » OREGON

3.17.94 » HONOLULU, HI » PUNAHOU HS, HONOLULU, HI » 2ND YEAR » ACQUIRED D-1A IN '16

## AWARDS & HONORS

**2016:** Thomas Herrion Memorial Award, PFWA All-Rookie Team

**2017:** Hazeltine Iron Man Award

## 2017 HIGHLIGHTS

- Started all 16 games and tallied 61 tackles, 3.0 sacks, 1 FF and a career-high 5 PDs.
- Registered the 1st FF of his career vs. LAR (9/21), stripping the ball from Rams RB Todd Gurley II.
- Brought down Cardinals QB Carson Palmer for a 7-yd. loss at Arz. (10/1), marking his 1st sack of the season and 7th of his career.
- Combined with LB Elvis Dumervil for a sack of Colts QB Jacoby Brissett at Ind. (10/8).
- Registered a sack of Texans QB T.J. Yates at Hou. (12/10), giving him 2.5 sacks on the season.
- Along with DL Tank Carradine, the pair combined on a 3-yd. sack of Titans QB Marcus Mariota vs. Ten. (12/17).

## GOLDMINE

- When Buckner was 13 years old, his father, George, was involved in a motorcycle accident that left him in a coma for six months. Upon his awakening, George summoned DeForest to his bedside, where the two had a 'man-to-man' conversation, as his mother, Maria, puts it. After the life-changing event and heartfelt conversation, that is when Buckner believes he became a man and took more responsibility with his family. He became a mentor to his younger brother, Kenya, and began to understand the values his father had instilled in him. "He was hard on us, and disciplined us, shaped us," Buckner said. "He taught us about respect, that it's earned and you have to treat everyone around you like you want to be treated."
- As part of the 49ers annual Thanksgiving celebrations, Buckner and his teammates visited Cityteam San Jose to serve a holiday feast to over 300 people in need. Guests enjoyed turkey along with all of the usual holiday sides, while getting to know the 49ers."This is the season of giving and Thanksgiving is all about being thankful," said Buckner. "I'm very thankful for what I have in life and the blessings that came my way. But some people aren't as fortunate. Being able to give back and serve food is a great feeling and it's a blessing."

## BUCKNER'S GOLDEN NUGGETS

- His first name is pronounced duh-FORE-ist.
- Named the 49ers Thomas Herrion Memorial Award winner for the 2016 season. The award, as voted on by the coaches, was established in 2005 by 49ers owners Denise and John York and is presented to a rookie or first-year player who best represents the dream of Thomas Herrion.
- In 2017, named the recipient of the 49ers Hazeltine Iron Man Award. The Hazeltine Iron Man Award is named for former linebacker Matt Hazeltine, a 13-year performer who played more seasons at linebacker than any other 49ers player. Known for his durability and dedication, Hazeltine passed away in 1987 from ALS, and Bill Walsh established the award in his honor that year. The award is given annually to the most courageous and inspirational defensive player as voted upon by the defensive coaches.
- While Buckner was 13 years old, his father, George, was involved in a motorcycle accident that left him in a coma for six months. Buckner cites this life-changing event as the time he became a man and took more responsibility with his family.
- As a senior at Oregon, was named Pac-12 Defensive Player of the Year and earned the Morris Trophy award, a prestigious honor voted on by opposing Pac-12 offensive linemen.

## BUCKNER'S GAME-BY-GAME

**2017**

| Date | Opp | W/L | P/S | Tot | Sol | Ast | Sk | Yds | Int | Yds | PD | FF | FR | Yds |
|---|---|---|---|---|---|---|---|---|---|---|---|---|---|---|
| Sep 10 | Car | L | 1/1 | 6 | 5 | 1 | 0.0 | 0.0 | 0 | 0 | 0 | 0 | 0 | 0 |
| Sep 17 | at Sea | L | 1/1 | 4 | 2 | 2 | 0.0 | 0.0 | 0 | 0 | 0 | 0 | 0 | 0 |
| Sep 21 | LAR | L | 1/1 | 5 | 5 | 0 | 0.0 | 0.0 | 0 | 0 | 0 | 1 | 0 | 0 |
| Oct 1 | at Arz | L | 1/1 | 4 | 4 | 0 | 1.0 | 7.0 | 0 | 0 | 1 | 0 | 0 | 0 |
| Oct 8 | at Ind | L | 1/1 | 5 | 1 | 4 | 0.5 | 5.5 | 0 | 0 | 0 | 0 | 0 | 0 |
| Oct 15 | at Was | L | 1/1 | 5 | 4 | 1 | 0.0 | 0.0 | 0 | 0 | 0 | 0 | 0 | 0 |
| Oct 22 | Dal | L | 1/1 | 5 | 5 | 0 | 0.0 | 0.0 | 0 | 0 | 2 | 0 | 0 | 0 |
| Oct 29 | at Phi | L | 1/1 | 5 | 4 | 1 | 0.0 | 0.0 | 0 | 0 | 0 | 0 | 0 | 0 |
| Nov 5 | Arz | L | 1/1 | 2 | 0 | 2 | 0.0 | 0.0 | 0 | 0 | 0 | 0 | 0 | 0 |
| Nov 12 | NYG | W | 1/1 | 4 | 4 | 0 | 0.0 | 0.0 | 0 | 0 | 0 | 0 | 0 | 0 |
| Nov 26 | Sea | L | 1/1 | 1 | 1 | 0 | 0.0 | 0.0 | 0 | 0 | 0 | 0 | 0 | 0 |
| Dec 3 | at Chi | W | 1/1 | 0 | 0 | 0 | 0.0 | 0.0 | 0 | 0 | 0 | 0 | 0 | 0 |
| Dec 10 | at Hou | W | 1/1 | 2 | 1 | 1 | 1.0 | 7.0 | 0 | 0 | 0 | 0 | 0 | 0 |
| Dec 17 | Ten | W | 1/1 | 9 | 7 | 2 | 0.5 | 1.5 | 0 | 0 | 1 | 0 | 0 | 0 |
| Dec 24 | Jax | W | 1/1 | 3 | 2 | 1 | 0.0 | 0.0 | 0 | 0 | 1 | 0 | 0 | 0 |
| Dec 31 | at LAR | W | 1/1 | 1 | 0 | 1 | 0.0 | 0.0 | 0 | 0 | 0 | 0 | 0 | 0 |
| **TOTALS** | | | **16/16** | **61** | **45** | **16** | **3.0** | **21.0** | **0** | **0** | **5** | **1** | **0** | **0** |

## GOLDMINE (CONTINUED)

- In July of 2017, Buckner returned to his hometown of Waianae, HI, to host a free noncontact youth football clinic at Waianae High School. "Having my first camp back in my hometown means a lot to me because this is where it all started," said Buckner. "Where I grew up shaped a big part of my life and having the opportunity to give back to my community means the world to me. I just want the youth in our community to see that dreams do come true."

- During his time at Oregon, Buckner used art as an outlet for his emotions outside of football, even earning the nickname "Dr. DeFo" from his art professor for his passion, focus and patience with his pieces. Buckner enrolled in a class called "Art of the Athlete," which provides engagement for student-athletes through the visual arts and has the student-athletes help in the Jordan Schnitzer Museum of Art workshops for children with disabilities. During the open exhibition at the end of the class, Buckner was awarded with the highest honor, the breakout artist award for his piece titled "King of Pop" showing himself in a Michael Jackson type pose that was spray painted on vinyl.

## BUCKNER'S CAREER STATISTICS

| | | | | TACKLES | | | | | INTERCEPTIONS | | | | | FUMBLES | | |
|---|---|---|---|---|---|---|---|---|---|---|---|---|---|---|---|---|
| YEAR | TEAM | GP | GS | TOT | SOL | AST | SACKS | YDS | INT | YDS | LG | TD | PD | FF | FR | YDS |
| 2016 | SF | 15 | 15 | 87 | 58 | 29 | 6.0 | 26.0 | 0 | 0 | – | 0 | 1 | 0 | 2 | 0 |
| 2017 | SF | 16 | 16 | 61 | 45 | 16 | 3.0 | 21.0 | 0 | 0 | – | 0 | 5 | 1 | 0 | 0 |
| **TOTALS** | | **31** | **31** | **148** | **103** | **45** | **9.0** | **47.0** | **0** | **0** | **–** | **0** | **6** | **1** | **2** | **0** |

**Additional Statistics:**
**Special Teams Tackles – 1:** 2017 (1)

**Milestones:**
**NFL Debut:** vs. LAR (9/12/16); **First Start:** vs. LAR (9/12/16); **First FR:** at Buf. (10/16/16 – QB Tyrod Taylor); **First FF:** vs. LAR (9/21/17 – RB Todd Gurley); **First Sack:** at Buf. (10/16/16 – QB Tyrod Taylor); **First Multi–Sack Game:** at Buf. (10/16/16 – 2.0; QB Tyrod Taylor); **Multi–Sack Games:** 2, Last vs. NYJ. (12/11/16 – 2.0; QB Bryce Petty)

## BUCKNER'S CAREER HIGHS

**Total Tackles:** 10 vs. NYJ (12/11/16)
**Solo:** 8 vs. NYJ (12/11/16)
**Assists:** 4 (2 times) Last vs. NE (11/20/16)
**Sacks:** 2.0 (2 times) Last vs. NYJ (12/11/16)
**Passes Defensed:** 2 vs. Dal. (10/22/17)
**Fumble Recoveries:** 1 (2 times) Last at Arz. (11/13/16)
**Forced Fumbles:** 1 vs. LAR (9/21/17)

## BUCKNER'S TRANSACTIONS

Originally the first of two 1st–round (7th overall) draft choices by SF in 2016.

## 2016

- Started all 15 games in which he appeared and tied for the team lead in sacks with 6.0. Also tallied 87 tackles, 1 PD and 2 FRs.
- According to GameBook Statistics, ranked 2nd among all DTs in tackles with 73 (Min. DT Linval Joseph - 77 tackles) and ranked 4th among all rookies with 6.0 sacks.

**MOST TACKLES AMONG DTs (2016)**

| | Player | Tackles |
|---|---|---|
| 1. | Linval Joseph, Min. | 77 |
| **2.** | **DeForest Buckner, SF** | **73** |
| 3. | Ndamukong Suh, Mia. | 72 |
| 4. | Kyle Williams, Buf. | 64 |
| 5. | Kawann Short, Car. | 55 |

**MOST SACKS AMONG ROOKIES (2016)**

| | Player | Sacks |
|---|---|---|
| 1. | Joey Bosa, SD | 10.5 |
| 2. | Yannick Ngakoue, Jax. | 8.0 |
| 3. | Leonard Floyd, Chi. | 7.0 |
| **4.** | **DeForest Buckner, SF** | **6.0** |
| 5. | Two players | 5.5 |

- Recorded the 1st 2.0 sacks of his career and his 1st career FR at Buf. (10/16), twice taking down Bills QB Tyrod Taylor. He is the 1st member of the 49ers to register 2.0 sacks and 1 FR in a single game since LB Aldon Smith accomplished the feat in 2011 [vs. StL (12/4/11) - 2.0 sacks and 1 FR].
- Registered 8 tackles, 1.0 sack and 1 FR at Arz. (11/13), his 3rd sack of the season and 2nd career FR.
- Recorded a career-high 10 tackles and 2.0 sacks vs. NYJ (12/11), marking his 2nd career multi-sack game.
- Registered his 6th sack of the season at LAR (12/24), taking down QB Jared Goff for an 8-yd. loss. With that sack, he tied LB Aaron Lynch (6.0 sacks in 2014) for 5th-most sacks by a rookie in 49ers franchise history.

**MOST SACKS BY A ROOKIE, 49ERS FRANCHISE HISTORY**

| | Player | Sacks | Year |
|---|---|---|---|
| 1. | LB Aldon Smith | 14.0 | 2011 |
| 2. | LB Charles Haley | 12.0 | 1986 |
| 3. | DT Dana Stubblefield | 10.5 | 1993 |
| 4. | DE Andre Carter | 6.5 | 2001 |
| 5t. | **DL DeForest Buckner** | **6.0** | **2016** |
| | LB Aaron Lynch | 6.0 | 2014 |

- Part of a 49ers defense that allowed 177 net yds. (99 rush, 78 pass) at LAR (12/24), the fewest given up by the 49ers defense in a single game since 11/19/12 vs. Chi. (143; 85 rush, 58 pass).

## BUCKNER'S GAME-BY-GAME

**2016**

| Date | Opp | W/L | P/S | Tot | Sol | Ast | Sk | Yds | Int | Yds | PD | FF | FR | Yds |
|---|---|---|---|---|---|---|---|---|---|---|---|---|---|---|
| Sep 12 | LAR | W | 1/1 | 4 | 2 | 2 | 0.0 | 0.0 | 0 | 0 | 0 | 0 | 0 | 0 |
| Sep 18 | at Car | L | 1/1 | 4 | 3 | 1 | 0.0 | 0.0 | 0 | 0 | 0 | 0 | 0 | 0 |
| Sep 25 | at Sea | L | 1/1 | 7 | 5 | 2 | 0.0 | 0.0 | 0 | 0 | 0 | 0 | 0 | 0 |
| Oct 2 | Dal | L | 1/1 | 6 | 5 | 1 | 0.0 | 0.0 | 0 | 0 | 0 | 0 | 0 | 0 |
| Oct 6 | Arz | L | – | – | INACTIVE (Foot) | | | | – | – | – | – | – | – |
| Oct 16 | at Buf | L | 1/1 | 9 | 5 | 4 | 2.0 | 0.0 | 0 | 0 | 0 | 0 | 1 | 0 |
| Oct 23 | TB | L | 1/1 | 9 | 6 | 3 | 0.0 | 0.0 | 0 | 0 | 0 | 0 | 0 | 0 |
| Nov 6 | NO | L | 1/1 | 6 | 4 | 2 | 0.0 | 0.0 | 0 | 0 | 0 | 0 | 0 | 0 |
| Nov 13 | at Arz | L | 1/1 | 8 | 6 | 2 | 1.0 | 9.0 | 0 | 0 | 0 | 0 | 1 | 0 |
| Nov 20 | NE | L | 1/1 | 7 | 3 | 4 | 0.0 | 0.0 | 0 | 0 | 0 | 0 | 0 | 0 |
| Nov 27 | at Mia | L | 1/1 | 3 | 2 | 1 | 0.0 | 0.0 | 0 | 0 | 0 | 0 | 0 | 0 |
| Dec 4 | at Chi | L | 1/1 | 7 | 5 | 2 | 0.0 | 0.0 | 0 | 0 | 0 | 0 | 0 | 0 |
| Dec 11 | NYJ | L | 1/1 | 10 | 8 | 2 | 2.0 | 9.0 | 0 | 0 | 0 | 0 | 0 | 0 |
| Dec 18 | at Atl | L | 1/1 | 3 | 2 | 1 | 0.0 | 0.0 | 0 | 0 | 0 | 0 | 0 | 0 |
| Dec 24 | at LAR | W | 1/1 | 2 | 2 | 0 | 1.0 | 8.0 | 0 | 0 | 1 | 0 | 0 | 0 |
| Jan 1 | Sea | L | 1/1 | 2 | 0 | 2 | 0.0 | 0.0 | 0 | 0 | 0 | 0 | 0 | 0 |
| **TOTALS** | | | **15/15** | **87** | **58** | **29** | **6.0** | **26.0** | **0** | **0** | **1** | **0** | **2** | **0** |

## COLLEGE

Appeared in 54 games during his four-year career at Oregon and registered 232 tackles, 18.0 sacks, 36 TFLs and 9 PDs. In 2015, was named First-Team All-America by *USA Today* and Second-Team All-America by the Associated Press. Also earned Pac-12 Defensive Player of the Year honors and the Morris Trophy award, a prestigious honor voted on by opposing Pac-12 offensive linemen. Appeared in all 13 games and registered 83 tackles, 10.5 sacks, 17 TFLs and 5 PDs. As a junior in 2014, started all 15 games for the Ducks, and was named Second-Team All-Pac-12 after recording 81 tackles, 4.0 sacks, 13 TFLs and 4 PDs. In 2013, appeared in 13 games (8 starts) and registered 39 tackles, 2.5 sacks and 3.5 TFLs. As a freshman in 2012, received the Casanova Award as the team's top first-year player after appearing in 13 games (2 starts) and recording 29 tackles, 1.0 sack and 2.5 TFLs.

## PERSONAL

- Graduated with a degree in criminology.
- Attended Punahou (Honolulu, HI) HS, where he recorded 73 tackles as a senior and was named first-team all-state at DE. Also a four-year letterwinner in basketball, earning first-team all-state and first-team all-ILH (Interscholatistic League of Honolulu) honors during his senior year.
- Recruited to the University of Oregon by 49ers head coach Chip Kelly. Played under Kelly and 49ers defensive line coach Jerry Azzinaro as a freshman at Oregon in 2012.
- Was teammates with 49ers DL Arik Armstead for three seasons at Oregon (2012-14).
- Son of George and Maria Buckner.
- Born DeForest George Buckner (3/17/94) in Waianae, HI.

## INJURY REPORT

**2016:** Inactive vs. Arz. (10/6) with a foot injury.

# AARON BURBRIDGE

WR » 6-1 » 208 » MICHIGAN STATE

12.23.93 » FARMINGTON HILLS, MI » HARRISON HS, FARMINGTON HILLS, MI » 2ND YEAR » ACQUIRED D-6C IN '16

## GOLDMINE

- Growing up, basketball was Burbridge's sport of choice. "Growing up, I always played basketball. I only started playing football because I had no one to hang out with after school since all of my friends were playing football." Burbridge began focusing solely on football during his junior season in high school, when he started to receive letters from interested colleges.
- Burbridge's support system is rooted in his family, as he relies on his mother, Nora Florence, his aunt Geraldine and older siblings, Stefan and Carmen. Despite his late start in football, he has always received encouragement from his family. "They have always been there for me, and it's really meant a lot, especially during the tough times."
- Burbridge grew up with former Michigan and current Carolina Panthers WR Devin Funchess, who formed a friendship over competition in Farminington, MI. In middle school, the two participated in different track events but would sneak into the others just to compete against one another.

## BURBRIDGE'S GOLDEN NUGGETS

- Burbridge's support system is rooted in his family, as he relies on his mother, Nora Florence, his aunt Geraldine and older siblings, Stefan and Carmen.
- Was named the Richter-Howard Big Ten Receiver of the Year in 2015 and finished his career at Michigan State with 165 recepts., the 2nd most in school history.

## BURBRIDGE'S CAREER STATISTICS

| | | | | RECEIVING | | | | | RUSHING | | | | |
|---|---|---|---|---|---|---|---|---|---|---|---|---|---|
| YEAR | TEAM | GP | GS | NO | YDS | AVG | LG | TD | ATT | YDS | AVG | LG | TD |
| 2016 | SF | 16 | 3 | 7 | 88 | 12.6 | 24 | 0 | 0 | 0 | – | – | 0 |
| 2017 | SF | – | – | – | INJURED RESERVE (Hamstring) | | | – | – | – | – | – | – |
| **TOTALS** | | **16** | **3** | **7** | **88** | **12.6** | **24** | **0** | **0** | **0** | **–** | **–** | **0** |

**Additional Statistics:**
**Special Teams Tackles – 15:** 2016 (15)
**Fumbles–Lost – 1–1:** 1–1 in 2016
**Punt Returns – 1:** 2016 (1)
**Punt Return Yards – 0:** 2016 (0)

**Milestones:**
**NFL Debut:** vs. LAR (9/12/16); **First Start:** vs. Dal. (10/2/16); **First Reception:** vs. Dal. (10/2/16 – 5–yds. from QB Blaine Gabbert)

## BURBRIDGE'S CAREER HIGHS

**Receptions:** 2 (2 times) Last at LAR (12/24/16)
**Receiving Yards:** 29 at Atl. (12/18/16)
**Long Reception:** 24 vs. Sea. (1/1/17)

## BURBRIDGE'S TRANSACTIONS

Originally the third of three 6th–round (213th overall) draft choices by SF in 2016...Placed on the Injured Reserve List on 9/2/17.

## 2016

- Appeared in all 16 games (3 starts) and registered 7 recepts. for 88 yds while adding a team-high 15 special teams tackles.
- Made the 1st start of his NFL career vs. Dal. (10/2), and recorded his 1st career recept., a 5-yd. pass from QB Blaine Gabbert.

## COLLEGE

In four years with the Spartans, played in 51 games (23 starts) and tallied 165 recepts. for 2,174 yds. and 10 TDs. His 165 career recepts. ranks 2nd in school history, behind only WR B.J. Cunningham (218). In 2015, named the Richter-Howard Big Ten Receiver of the Year. Also earned First-Team All-Big Ten and Honorable Mention All-America honors. Played in 14 games (13 starts) and led the Big Ten in recepts. (85) and rec. yds. (1,258), while adding 7 TDs. He became just the 3rd Spartan receiver to lead the Big Ten in rec. yds. (WR Charles Rogers - 2002; Tony Lippett - 2014) and the 2nd to lead the conference in recepts. (Kirk Gibson - 1976 and 1978). In 2014, played in 13 games and notched 29 recepts. for 358 yds. and 1 TD. Was the offensive recipient of MSU's Tommy Love Award for most improved player. In 2013, played in 13 games (3 starts) and recorded 22 recepts. for 194 yds. In 2012, named to the Big Ten All-Freshman Team. Played in 11 games (7 starts) and registered 29 recepts. for 364 yds. and 2 TDs.

## PERSONAL

- Attended Harrison (Farmington Hills, MI) HS and was a two-time *Detroit Free Press* all-state selection (2010-11). Also named to the 2011 AP and *Detroit News* Division 1-2 all-state team.
- As a senior, had 32 recepts. for 753 yds. and 6 TDs, while adding a 99-yd. INT return for a TD and a 95-yd. KOR for a TD.
- As a junior, helped lead his team to a perfect 14-0 record and the Division 2 state championship.
- Born Aaron Ari Burbridge (12/23/93) in Farmington Hills, MI.
- Majored in sociology.

## INJURY REPORT

**2017:** Placed on the Injured Reserve List on 9/2 with a hamstring injury.

### BURBRIDGE'S GAME-BY-GAME

**2016**

| Date | Opp | W/L | P/S | Rec | Yds | Avg | Lg | TD |
|---|---|---|---|---|---|---|---|---|
| Sep 12 | LAR | W | 1/0 | 0 | 0 | – | – | 0 |
| Sep 18 | at Car | L | 1/0 | 0 | 0 | – | – | 0 |
| Sep 25 | at Sea | L | 1/0 | 0 | 0 | – | – | 0 |
| Oct 2 | Dal | L | 1/1 | 1 | 5 | 5.0 | 5 | 0 |
| Oct 6 | Arz | L | 1/0 | 0 | 0 | – | – | 0 |
| Oct 16 | at Buf | L | 1/0 | 0 | 0 | – | – | 0 |
| Oct 23 | TB | L | 1/0 | 1 | 15 | 15.0 | 15 | 0 |
| Nov 6 | NO | L | 1/0 | 0 | 0 | – | – | 0 |
| Nov 13 | at Arz | L | 1/0 | 0 | 0 | – | – | 0 |
| Nov 20 | NE | L | 1/1 | 0 | 0 | – | – | 0 |
| Nov 27 | at Mia | L | 1/0 | 0 | 0 | – | – | 0 |
| Dec 4 | at Chi | L | 1/0 | 0 | 0 | – | – | 0 |
| Dec 11 | NYJ | L | 1/0 | 0 | 0 | – | – | 0 |
| Dec 18 | at Atl | L | 1/1 | 2 | 29 | 14.5 | 15 | 0 |
| Dec 24 | at LAR | W | 1/0 | 2 | 15 | 7.5 | 13 | 0 |
| Jan 1 | Sea | L | 1/0 | 1 | 24 | 24.0 | 24 | 0 |
| **TOTALS** | | | **16/3** | **7** | **88** | **12.6** | **24** | **0** |



# TANK CARRADINE

# 95

DL » 6-4 » 270 » FLORIDA STATE

2.18.90 » CINCINNATI, OH » TAFT HS, CINCINNATI, OH » 5TH YEAR » ACQUIRED D-2A IN '13

## 2017 HIGHLIGHTS

- Played in 8 games (7 starts) and registered 19 tackles and 1.5 sacks.
- Brought down Seahawks QB Russell Wilson for an 8-yd. loss at Sea. (9/17). The sack marked the 5th of his career.
- Along with DL DeForest Buckner, the pair combined on a 3-yd. sack of Titans QB Marcus Mariota vs. Ten. (12/17).

## GOLDMINE

- Carradine grew up in a rough neighborhood in Cincinnati, where many of the people he knew got into bad situations with drugs and violence. He grew up without much money and his family struggled to put food on the table. Through it all, he learned to walk the other way. "I saw how certain situations can end up. Talking to the older people and coaches, they told me to do the right thing," he said. "Good things happen when you try to do the right things. That was the biggest thing I learned." Football was the biggest opportunity which propelled Carradine out of the area, receiving a college scholarship and earning a degree in sociology from Florida State. "People kept telling me, 'Man, I wish I had that opportunity to play this sport.' I'd seen my opportunity and knew the chances I had, knew what I would be doing if I didn't accomplish these goals. That's why I thrive on football. I give it all I've got and I try to play every play like it's my last. I respect this game because of what this game has gotten me through. I take advantage of it by doing the right thing, being a positive player and being good to my teammates and for the organization."
- After going through a rough childhood, Carradine has a passion for telling his story to kids. He volunteers his time at charity foundations and football camps. "If kids can hear the importance of doing the right thing, if I can help them succeed in life, if they can get it when they're young, they'll live up to those things instead of trying to get knowledge as they got older," he said. "Then it might be too late, because they've already been on their own in certain situations."

## CARRADINE'S GOLDEN NUGGETS

- His last name is pronounced CARE-uh-deen.
- Signed a one-year contract extension through 2017 with the 49ers in September of 2016.
- Given the nickname "Tank" as a young child by his mom because he always carried a toy tank with him.
- Recorded the 1st 2.0 sacks of his NFL career at Sea. (12/14/14), bringing down Seahawks QB Russell Wilson.
- Visited Haiti in conjunction with Convoy of Hope in 2015, working together to teach healthy eating habits and sustainable agriculture techniques to local families.
- Loves unique animals and once owned a large collection of exotic pets, including snakes, lizards, ferrets, a monkey, a bird, piranhas and a shark.
- Began collegiate career at Butler Community College (KS) before enrolling at Florida State.
- In 2010, earned First-Team NJCAA All-America, All-Kansas Jayhawk Community College Conference and All-Region VI honors and was named Region VI Defensive Player of the Year.

## CARRADINE'S GAME-BY-GAME

**2017**

| Date | Opp | W/L | P/S | Tot | Sol | Ast | Sk | Yds | Int | Yds | PD | FF | FR | Yds |
|---|---|---|---|---|---|---|---|---|---|---|---|---|---|---|
| Sep 10 | Car | L | 1/1 | 2 | 1 | 1 | 0.0 | 0.0 | 0 | 0 | 0 | 0 | 0 | 0 |
| Sep 17 | at Sea | L | 1/0 | 3 | 2 | 1 | 1.0 | 8.0 | 0 | 0 | 0 | 0 | 0 | 0 |
| Sep 21 | LAR | L | 1/1 | 2 | 2 | 0 | 0.0 | 0.0 | 0 | 0 | 0 | 0 | 0 | 0 |
| Oct 1 | at Arz | L | – | – | INJURED RESERVE (Ankle) | | | | | | | – | – | – |
| Oct 8 | at Ind | L | – | – | INJURED RESERVE (Ankle) | | | | | | | – | – | – |
| Oct 15 | at Was | L | – | – | INJURED RESERVE (Ankle) | | | | | | | – | – | – |
| Oct 22 | Dal | L | – | – | INJURED RESERVE (Ankle) | | | | | | | – | – | – |
| Oct 29 | at Phi | L | – | – | INJURED RESERVE (Ankle) | | | | | | | – | – | – |
| Nov 5 | Arz | L | – | – | INJURED RESERVE (Ankle) | | | | | | | – | – | – |
| Nov 12 | NYG | W | – | – | INJURED RESERVE (Ankle) | | | | | | | – | – | – |
| Nov 26 | Sea | L | 1/1 | 2 | 2 | 0 | 0.0 | 0.0 | 0 | 0 | 0 | 0 | 0 | 0 |
| Dec 3 | at Chi | W | – | – | INACTIVE | | | – | – | – | – | – | – | – |
| Dec 10 | at Hou | W | 1/1 | 2 | 1 | 1 | 0.0 | 0.0 | 0 | 0 | 0 | 0 | 0 | 0 |
| Dec 17 | Ten | W | 1/1 | 1 | 0 | 1 | 0.5 | 1.5 | 0 | 0 | 0 | 0 | 0 | 0 |
| Dec 24 | Jax | W | 1/1 | 4 | 4 | 0 | 0.0 | 0.0 | 0 | 0 | 0 | 0 | 0 | 0 |
| Dec 31 | at LAR | W | 1/1 | 3 | 2 | 1 | 0.0 | 0.0 | 0 | 0 | 0 | 0 | 0 | 0 |
| **TOTALS** | | | **8/7** | **19** | **14** | **5** | **1.5** | **9.5** | **0** | **0** | **0** | **0** | **0** | **0** |

## GOLDMINE (CONTINUED)

- Along with 49ers TEs Vance McDonald and Garrett Celek, visited Haiti in conjunction with Convoy of Hope during the 2015 offseason, worked together to teach healthy eating habits and sustainable agriculture techniques to local families. The players also visited an orphanage and local schools to spend time with underprivileged youth. "Being able to be around the kids and see the excitement on their face. I see what kind of stuff they go through and I see how they live. I realize they can use a lot of help and I've been more than fortunate to be able to help them."

- Born Cornellius Carradine, he was given the nickname "Tank" by his mom. He always used to have a little toy army tank with him. "I could never go anywhere without that army tank," he said. "I just had to have it with me, and I used to always push people over, try to run over people." His mom still has that tank.
- Just prior to entering high school, Carradine, a Cincinnati native, frequented Bengals games every chance he could. "At the time, I was playing Pee-Wee football and I was also a big fan of Justin Smith. I remember many of the players, including Justin, came and painted our youth center, so I got a chance to meet him." Carradine continued, "He was my favorite player, first-round draft pick. It's crazy that I played with him. I always wanted to talk football with him and ask him questions,I'm always asked him about how to identify run or pass, tips that the offensive line give away, things like that."
- Carradine loves animals and once owned a large collection of exotic pets, including snakes, lizards, ferrets, a monkey, a bird, piranhas and a shark. "I could see myself doing animal research working in a zoo," he said.

## CARRADINE'S CAREER STATISTICS

| | | | | TACKLES | | | | | INTERCEPTIONS | | | | | FUMBLES | | |
|---|---|---|---|---|---|---|---|---|---|---|---|---|---|---|---|---|
| YEAR | TEAM | GP | GS | TOT | SOL | AST | SACKS | YDS | INT | YDS | LG | TD | PD | FF | FR | YDS |
| 2013 | SF | – | – | – | – | INJURED RESERVE (Knee) | | | – | – | – | – | – | – | – | – |
| 2014 | SF | 9 | 0 | 27 | 16 | 11 | 3.0 | 24.0 | 0 | 0 | – | 0 | 0 | 0 | 0 | 0 |
| 2015 | SF | 14 | 1 | 24 | 12 | 12 | 1.0 | 10.0 | 0 | 0 | – | 0 | 0 | 1 | 0 | 0 |
| 2016 | SF | 13 | 0 | 30 | 14 | 16 | 0.0 | 0.0 | 0 | 0 | – | 0 | 0 | 0 | 0 | 0 |
| 2017 | SF | 8 | 7 | 19 | 14 | 5 | 1.5 | 9.5 | 0 | 0 | – | 0 | 0 | 0 | 0 | 0 |
| **TOTALS** | | **44** | **8** | **100** | **56** | **44** | **5.5** | **43.5** | **0** | **0** | **–** | **0** | **0** | **1** | **0** | **0** |

**PLAYOFFS**

| | | | | TACKLES | | | | | INTERCEPTIONS | | | | | FUMBLES | | |
|---|---|---|---|---|---|---|---|---|---|---|---|---|---|---|---|---|
| YEAR | TEAM | GP | GS | TOT | SOL | AST | SACKS | YDS | INT | YDS | LG | TD | PD | FF | FR | YDS |
| 2013 | SF | – | – | – | – | INJURED RESERVE (Knee) | | | – | – | – | – | – | – | – | – |
| **TOTALS** | | **–** | **–** | **–** | **–** | **–** | **–** | **–** | **–** | **–** | **–** | **–** | **–** | **–** | **–** | **–** |

**Milestones:**

**NFL Debut:** vs. Chi. (9/14/14); **First Start:** vs. Cin. (12/20/15); **First Sack:** at Sea. (12/14/14 – QB Russell Wilson); **First Multi–Sack Game:** at Sea. (12/14/14 – 2.0; QB Russell Wilson); **First FF:** at Arz. (9/27/15 – QB Carson Palmer)

## CARRADINE'S CAREER HIGHS

**Total Tackles:** 7 vs. Sea. (11/27/14)
**Solo:** 4 (2 times) Last vs. Jax. (12/24/17)
**Assists:** 4 vs. Sea. (11/27/14)
**Sacks:** 2.0 at Sea. (12/14/14)
**Forced Fumbles:** 1 at Arz. (9/27/15)

## CARRADINE'S TRANSACTIONS

Originally the first of two 2nd–round (40th overall) draft choices by SF in 2013...Placed on the Reserve/Non–Football Injury List on 8/27/13...Activated from the Reserve/Non–Football Injury List on 10/29/13...Placed on the Injured Reserve List on 12/10/13...Signed a one–year extension through 2017 with SF on 9/6/16... Placed on the Injured Reserve List on 9/25/17... Activated from the Injured Reserve List on 11/25/17.

## 2016

- Appeared in 13 games and recorded a career-high 30 tackles.

## 2015

- Appeared in 14 games (1 start) and recorded 24 tackles, 1.0 sack and 1 FF.
- Recorded the 1st FF of his career, knocking the ball loose from Cardinals QB Carson Palmer at Arz. (9/27).

## 2014

- Saw action in 9 games and recorded 27 tackles and 3.0 sacks.
- Registered the 1st 2.0 sacks of his career, bringing down Seahawks QB Russell Wilson twice at Sea. (12/14).

## 2013

- Placed on the Reserve/NFI List on 8/27, was activated from the Reserve/NFI List on 10/29 and was later placed on the Injured Reserve List on 12/10.

## COLLEGE

Began collegiate career at Butler Community College (KS) before enrolling at Florida State. Played in 47 career games (33 starts), registering 317 tackles, 42.5 sacks, 71 TFLs, 6 FFs and 7 FRs. As a Seminole, appeared in 25 games (11 starts) and recorded 118 tackles, 16.5 sacks, 21 TFLs, 1 FF and 1 FR. As a senior, earned Third-Team All-America honors from The NFL Draft Report and was a concensus First-Team All-ACC selection. Played in 12 games (11 starts) and tallied 80 tackles, 11.0 sacks, 13 TFLs, 1 FF and 1 FR. In 2011, played in all 13 games and notched 38 tackles, 5.5 sacks and 8 TFLs. In 2 seasons at Butler Community College, started all 22 games and amassed 199 tackles, 26.0 sacks, 50 TFLs, 5 FFs and 6 FRs. In 2010, earned First-Team NJCAA All-America, All-Kansas Jayhawk Community College Conference and All-Region VI honors and was named Region VI Defensive Player of the Year. Started all 11 games and led the junior college ranks with 16.0 sacks, while leading the team with 109 tackles. Also notched 2 FFs and 4 FRs, returning one 39 yds. for a TD. As a freshman, started all 11 games and registered a team-high 90 tackles and added 10.0 sacks, 3 FFs and 2 FRs.

## PERSONAL

- In 2011, was selected as the co-recipient, along with Nigel Bradham, of the Bill McGrotha Humanitarian Award, given for excellence in the classroom.
- Attended Taft (Cincinnati, OH) HS and was regarded as one of the top prospects in the Midwest.
- Born Cornellius Carradine (2/18/90) in Cincinnati, OH.
- Graduated with a degree in sociology.

## INJURY REPORT

**2013:** Placed on the Injured Reserve List on 12/10 with a knee injury.

**2017:** Placed on the Injured Reserve List on 9/25 with an ankle injury.

## CARRADINE'S GAME-BY-GAME

**2013**

| Date | Opp | W/L | P/S | Tot | Sol | Ast | Sk | Yds | Int | Yds | PD | FF | FR | Yds |
|---|---|---|---|---|---|---|---|---|---|---|---|---|---|---|
| Sep 8 | GB | W | – | – | – | RESERVE/NFI | | | – | – | – | – | – | – |
| Sep 15 | at Sea | L | – | – | – | RESERVE/NFI | | | – | – | – | – | – | – |
| Sep 22 | Ind | L | – | – | – | RESERVE/NFI | | | – | – | – | – | – | – |
| Sep 26 | at StL | W | – | – | – | RESERVE/NFI | | | – | – | – | – | – | – |
| Oct 6 | Hou | W | – | – | – | RESERVE/NFI | | | – | – | – | – | – | – |
| Oct 13 | Arz | W | – | – | – | RESERVE/NFI | | | – | – | – | – | – | – |
| Oct 20 | at Ten | W | – | – | – | RESERVE/NFI | | | – | – | – | – | – | – |
| Oct 27 | at Jax | W | – | – | – | RESERVE/NFI | | | – | – | – | – | – | – |
| Nov 10 | Car | L | – | – | – | INACTIVE | | | – | – | – | – | – | – |
| Nov 17 | at NO | L | – | – | – | INACTIVE | | | – | – | – | – | – | – |
| Nov 25 | at Was | W | – | – | – | INACTIVE | | | – | – | – | – | – | – |
| Dec 1 | StL | W | – | – | – | INACTIVE | | | – | – | – | – | – | – |
| Dec 8 | Sea | W | – | – | – | INACTIVE | | | – | – | – | – | – | – |
| PLACED ON INJURED RESERVE (Knee) ON 12/10 | | | | | | | | | | | | | | |
| **TOTALS** | | | **0/0** | **0** | **0** | **0** | **0.0** | **0.0** | **0** | **0** | **0** | **0** | **0** | **0** |

**2014**

| Date | Opp | W/L | P/S | Tot | Sol | Ast | Sk | Yds | Int | Yds | PD | FF | FR | Yds |
|---|---|---|---|---|---|---|---|---|---|---|---|---|---|---|
| Sep 7 | at Dal | W | – | – | INACTIVE | | | – | – | – | – | – | – | – |
| Sep 14 | Chi | L | 1/0 | 0 | 0 | 0 | 0.0 | 0.0 | 0 | 0 | 0 | 0 | 0 | 0 |
| Sep 21 | at Arz | L | – | – | INACTIVE | | | – | – | – | – | – | – | – |
| Sep 28 | Phi | W | – | – | INACTIVE | | | – | – | – | – | – | – | – |
| Oct 5 | KC | W | – | – | INACTIVE | | | – | – | – | – | – | – | – |
| Oct 13 | at StL | W | – | – | INACTIVE | | | – | – | – | – | – | – | – |
| Oct 19 | at Den | L | – | – | INACTIVE | | | – | – | – | – | – | – | – |
| Nov 2 | StL | L | – | – | INACTIVE | | | – | – | – | – | – | – | – |
| Nov 9 | at NO | W | 1/0 | 1 | 1 | 0 | 0.0 | 0.0 | 0 | 0 | 0 | 0 | 0 | 0 |
| Nov 16 | at NYG | W | 1/0 | 2 | 1 | 1 | 0.0 | 0.0 | 0 | 0 | 0 | 0 | 0 | 0 |
| Nov 23 | Was | W | 1/0 | 3 | 2 | 1 | 0.0 | 0.0 | 0 | 0 | 0 | 0 | 0 | 0 |
| Nov 27 | Sea | L | 1/0 | 7 | 3 | 4 | 0.0 | 0.0 | 0 | 0 | 0 | 0 | 0 | 0 |
| Dec 7 | at Oak | L | 1/0 | 3 | 1 | 2 | 0.0 | 0.0 | 0 | 0 | 0 | 0 | 0 | 0 |
| Dec 14 | at Sea | L | 1/0 | 5 | 3 | 2 | 2.0 | 16.0 | 0 | 0 | 0 | 0 | 0 | 0 |
| Dec 20 | SD | L | 1/0 | 3 | 2 | 1 | 0.0 | 0.0 | 0 | 0 | 0 | 0 | 0 | 0 |
| Dec 28 | Arz | W | 1/0 | 3 | 3 | 0 | 1.0 | 8.0 | 0 | 0 | 0 | 0 | 0 | 0 |
| **TOTALS** | | | **9/0** | **27** | **16** | **11** | **3.0** | **24.0** | **0** | **0** | **0** | **0** | **0** | **0** |

**2015**

| Date | Opp | W/L | P/S | Tot | Sol | Ast | Sk | Yds | Int | Yds | PD | FF | FR | Yds |
|---|---|---|---|---|---|---|---|---|---|---|---|---|---|---|
| Sep 14 | Min | W | 1/0 | 1 | 0 | 1 | 1.0 | 10.0 | 0 | 0 | 0 | 0 | 0 | 0 |
| Sep 20 | at Pit | L | 1/0 | 1 | 1 | 0 | 0.0 | 0.0 | 0 | 0 | 0 | 0 | 0 | 0 |
| Sep 27 | at Arz | L | 1/0 | 2 | 1 | 1 | 0.0 | 0.0 | 0 | 0 | 0 | 1 | 0 | 0 |
| Oct 4 | GB | L | 1/0 | 6 | 4 | 2 | 0.0 | 0.0 | 0 | 0 | 0 | 0 | 0 | 0 |
| Oct 11 | at NYG | L | 1/0 | 1 | 0 | 1 | 0.0 | 0.0 | 0 | 0 | 0 | 0 | 0 | 0 |
| Oct 18 | Bal | W | 1/0 | 1 | 0 | 1 | 0.0 | 0.0 | 0 | 0 | 0 | 0 | 0 | 0 |
| Oct 22 | Sea | L | 1/0 | 3 | 2 | 1 | 0.0 | 0.0 | 0 | 0 | 0 | 0 | 0 | 0 |
| Nov 1 | at StL | L | 1/0 | 0 | 0 | 0 | 0.0 | 0.0 | 0 | 0 | 0 | 0 | 0 | 0 |
| Nov 8 | Atl | W | – | – | DID NOT PLAY | | | | – | – | – | – | – | – |
| Nov 22 | at Sea | L | – | – | – | INACTIVE | | | – | – | – | – | – | – |
| Nov 29 | Arz | L | 1/0 | 0 | 0 | 0 | 0.0 | 0.0 | 0 | 0 | 0 | 0 | 0 | 0 |
| Dec 6 | at Chi | W | 1/0 | 0 | 0 | 0 | 0.0 | 0.0 | 0 | 0 | 0 | 0 | 0 | 0 |
| Dec 13 | at Cle | L | 1/0 | 3 | 2 | 1 | 0.0 | 0.0 | 0 | 0 | 0 | 0 | 0 | 0 |
| Dec 20 | Cin | L | 1/1 | 0 | 0 | 0 | 0.0 | 0.0 | 0 | 0 | 0 | 0 | 0 | 0 |
| Dec 27 | at Det | L | 1/0 | 2 | 1 | 1 | 0.0 | 0.0 | 0 | 0 | 0 | 0 | 0 | 0 |
| Jan 3 | StL | W | 1/0 | 4 | 1 | 3 | 0.0 | 0.0 | 0 | 0 | 0 | 0 | 0 | 0 |
| **TOTALS** | | | **14/1** | **24** | **12** | **12** | **1.0** | **10.0** | **0** | **0** | **0** | **1** | **0** | **0** |

**2016**

| Date | Opp | W/L | P/S | Tot | Sol | Ast | Sk | Yds | Int | Yds | PD | FF | FR | Yds |
|---|---|---|---|---|---|---|---|---|---|---|---|---|---|---|
| Sep 12 | LAR | W | 1/0 | 1 | 0 | 1 | 0.0 | 0.0 | 0 | 0 | 0 | 0 | 0 | 0 |
| Sep 18 | at Car | L | 1/0 | 4 | 1 | 3 | 0.0 | 0.0 | 0 | 0 | 0 | 0 | 0 | 0 |
| Sep 25 | at Sea | L | 1/0 | 2 | 2 | 0 | 0.0 | 0.0 | 0 | 0 | 0 | 0 | 0 | 0 |
| Oct 2 | Dal | L | 1/0 | 2 | 2 | 0 | 0.0 | 0.0 | 0 | 0 | 0 | 0 | 0 | 0 |
| Oct 6 | Arz | L | 1/0 | 1 | 0 | 1 | 0.0 | 0.0 | 0 | 0 | 0 | 0 | 0 | 0 |
| Oct 16 | at Buf | L | 1/0 | 2 | 1 | 1 | 0.0 | 0.0 | 0 | 0 | 0 | 0 | 0 | 0 |
| Oct 23 | TB | L | 1/0 | 0 | 0 | 0 | 0.0 | 0.0 | 0 | 0 | 0 | 0 | 0 | 0 |
| Nov 6 | NO | L | 1/0 | 4 | 2 | 2 | 0.0 | 0.0 | 0 | 0 | 0 | 0 | 0 | 0 |
| Nov 13 | at Arz | L | 1/0 | 4 | 2 | 2 | 0.0 | 0.0 | 0 | 0 | 0 | 0 | 0 | 0 |
| Nov 20 | NE | L | 1/0 | 5 | 2 | 3 | 0.0 | 0.0 | 0 | 0 | 0 | 0 | 0 | 0 |
| Nov 27 | at Mia | L | 1/0 | 1 | 0 | 1 | 0.0 | 0.0 | 0 | 0 | 0 | 0 | 0 | 0 |
| Dec 4 | at Chi | L | 1/0 | 1 | 0 | 1 | 0.0 | 0.0 | 0 | 0 | 0 | 0 | 0 | 0 |
| Dec 11 | NYJ | L | – | – | – | INACTIVE | | | – | – | – | – | – | – |
| Dec 18 | at Atl | L | 1/0 | 3 | 2 | 1 | 0.0 | 0.0 | 0 | 0 | 0 | 0 | 0 | 0 |
| Dec 24 | at LAR | W | – | – | – | INACTIVE | | | – | – | – | – | – | – |
| Jan 1 | Sea | L | – | – | – | INACTIVE | | | – | – | – | – | – | – |
| **TOTALS** | | | **13/0** | **30** | **14** | **16** | **0.0** | **0.0** | **0** | **0** | **0** | **0** | **0** | **0** |

# GARRETT CELEK

88

TE » 6-5 » 252 » MICHIGAN STATE

5.29.88 » CINCINNATI, OH » LA SALLE HS, CINCINNATI, OH » 6TH YEAR » ACQUIRED FA IN '12

## AWARDS & HONORS

**2016:** 49ers NFL Salute to Service Award

**2017:** 49ers Community Relations Veteran Service Award

## 2017 HIGHLIGHTS

- Played in 16 games (13 starts) and registered 21 recepts. for 336 yds. and a career-high 4 TDs.
- Hauled in a 1-yd. TD recept. vs. LAR (9/21), marking his 1st TD of the season and 7th of his career.
- Notched a then-career-long 47-yd. TD recept. from QB C.J. Beathard vs. NYG (11/12). It marked his 2nd TD recept. of the season and 8th of his career. Finished the game with 4 recepts. for 67 yds. and 1 TD.
- Registered 2 recepts. for 67 yds. and 1 TD at Hou. (12/10), including a career-long 61-yd. recept. His 6-yd. TD recept. from QB Jimmy Garoppolo marked his 3rd TD of the season, tying his career-high.
- Tallied 3 recepts. for 63 yds. and 1 TD on a 5-yd. TD pass from QB Jimmy Garoppolo vs. Ten. (12/17). He set a single season career-high 4 TD recepts. It also marked the 1st time in his career that he registered a TD recept. in consecutive games.

## GOLDMINE

- NFL players once again had the chance to share the causes that are important to them during all Week 13 games, as part of the NFL's My Cause, My Cleats campaign. The initiative was a culmination of collaborative work between the NFL and players across the league. Celek chose to support the 49ers Foundation Youth Football Program. A regular participant in the community, Celek believes youth sports are an important vehicle to develop character, while teaching valuable life lessons to support student athletes. "I want to utilize my platform to show kids that anything is possible through hard work and dedication, and that education is the key to opportunity," said Celek.

## CELEK'S GOLDEN NUGGETS

- His last name is pronounced SELL-ick.
- Selected as the 49ers Salute to Service Award winner for the 2016 season. The Salute to Service Award presented by USAA was created to acknowledge the exceptional efforts by members of the NFL community to honor and support U.S. service members, veterans and their families.
- Visited Haiti in conjunction with Convoy of Hope in 2015, working together to teach healthy eating habits and sustainable agriculture techniques to local families.
- Is the younger brother of Philadelphia Eagles TE Brent Celek.

## CELEK'S GAME-BY-GAME

**2017**

| Date | Opp | W/L | P/S | Rec | Yds | Avg | Lg | TD |
|---|---|---|---|---|---|---|---|---|
| Sep 10 | Car | L | 1/0 | 0 | 0 | – | – | 0 |
| Sep 17 | at Sea | L | 1/0 | 1 | 6 | 6.0 | 6 | 0 |
| Sep 21 | LAR | L | 1/1 | 1 | 1 | 1.0 | 1 | 1 |
| Oct 1 | at Arz | L | 1/1 | 0 | 0 | – | – | 0 |
| Oct 8 | at Ind | L | 1/1 | 1 | 6 | 6.0 | 6 | 0 |
| Oct 15 | at Was | L | 1/1 | 1 | 13 | 13.0 | 13 | 0 |
| Oct 22 | Dal | L | 1/1 | 1 | 11 | 11.0 | 11 | 0 |
| Oct 29 | at Phi | L | 1/1 | 1 | 24 | 24.0 | 24 | 0 |
| Nov 5 | Arz | L | 1/1 | 1 | 13 | 13.0 | 13 | 0 |
| Nov 12 | NYG | W | 1/1 | 4 | 67 | 16.8 | 47t | 1 |
| Nov 26 | Sea | L | 1/1 | 2 | 7 | 3.5 | 5 | 0 |
| Dec 3 | at Chi | W | 1/1 | 2 | 30 | 15.0 | 22 | 0 |
| Dec 10 | at Hou | W | 1/1 | 2 | 67 | 33.5 | 61 | 1 |
| Dec 17 | Ten | W | 1/1 | 3 | 63 | 21.0 | 41 | 1 |
| Dec 24 | Jax | W | 1/1 | 0 | 0 | – | – | 0 |
| Dec 31 | at LAR | W | 1/0 | 1 | 28 | 28.0 | 28 | 0 |
| **TOTALS** | | | **16/13** | **21** | **336** | **16.0** | **61** | **4** |

## GOLDMINE (CONTINUED)

- In October of 2017, the 49ers partnered with Bags of Fun to deliver backpacks to children undergoing treatment at Lucile Packard Children's Hospital. Each bag was personalized with educational, interactive and fun toys to provide joy, laughter and relief from the stress and anxiety of being in the hospital. Celek and his teammates spent time with patients receiving Bags of Fun and other families in the hospital to uplift them during a difficult time.

## GOLDMINE (CONTINUED)

- The 49ers partnered with Furry Friends Pet Assisted Therapy Services for animal therapy, while providing confidence building activities for students in the Leland High School special needs program in an effort to erase the stigma attached to special needs. Celek and his teammates spent time with students with autism, mental illness and learning disabilities as they play board games, working on social skills including conversational queues and eye contact through the hands-on activity. Players will also partner with animal therapy dogs to uplift students through one-on-one interactions. "There are things that are more important in life," said Celek. "Eventually, football's going to be over for me, and it can't be my entire life. I need other things that make me happy in life, too. This does."
- In honor of the NFL's Crucial Catch campaign, the 49ers hosted a fashion show on Tuesday, October 17th, 2017, featuring breast cancer and pediatric cancer warriors in apparel donated by Levi's®. Celek, along with his 49ers teammates, walked the runway with cancer warriors as they shared their stories of strength and courage with the audience.

- As part of Salute to Service Month, Celek, along with his teammates and general manager, John Lynch, visited the USO office at the San Jose Military Entrance Processing Station to spend time with military applicants and their families as they took the Oath of Enlistment and shipped off to basic training.

- Celek has a strong passion for the packaging industry, which he majored in at Michigan State, and plans to go into the business in the future. The growing industry looks to cut shipping costs on products and is commonplace in the food and medical fields. "There's so many different areas you can get into, it's crazy. I enjoy the science behind it. It was a great major for me to choose and the possibilities are endless."
- As part of the 49ers annual Thanksgiving celebrations, Celek and his teammates visited Cityteam San Jose to serve a holiday feast to over 300 people in need. Guests enjoyed turkey along with all of the usual holiday sides, while getting to know the 49ers.

- Along with TE Vance McDonald and DT Tank Carradine, visited Haiti in conjunction with Convoy of Hope during the 2015 offseason, working together to teach healthy eating habits and sustainable agriculture techniques to local families. "We've been to an orphanage, we've been to a farm, we've been to schools. It's a beautiful country and these are beautiful people. I'm glad I had this opportunity."

- Football runs in the bloodlines of the Celek family. Garrett's older brother, Brent, plays tight end for the Philadelphia Eagles. Growing up, the brothers were constantly involved in athletics. "My dad was always pushing us just to be into sports. As long as we were doing something and we were having fun with it, he was the happiest guy in the world," Garrett said. He didn't begin playing football until high school, but Brent's success became motivation for him. "He got a scholarship to Cincinnati my freshman year in high school," Garrett said. "Right then I had my goals set. I've got to do what my brother did. Honestly, I've been trying to follow in his footsteps and because of him I'm here today. I wouldn't be who I am without him."

## GOLDMINE (CONTINUED)

- Along with some of his teammates, Celek headed to San Francisco in October of 2015 to kick off Fleet Week aboard the USS Somerset. During the afternoon on board, Celek participated in drills with the troops, took a tour of the ship, ate dinner with the crew and watched as some local Bay Area natives were sworn into the Navy. "It's just good to give back to some of these guys because they do so much for us," said Celek at the time. "We're all really appreciative of who they are and what they're about." In 2016, Celek was honored as the 49ers Salute to Service Award winner for his efforts to honor and support U.S. service members, veterans and their families.

## CELEK'S CAREER STATISTICS

| | | | | RECEIVING | | | | | RUSHING | | | | |
|---|---|---|---|---|---|---|---|---|---|---|---|---|---|
| YEAR | TEAM | GP | GS | NO | YDS | AVG | LG | TD | ATT | YDS | AVG | LG | TD |
| 2012 | SF | 13 | 0 | 4 | 51 | 12.8 | 35 | 0 | 0 | 0 | – | – | 0 |
| 2013 | SF | 12 | 1 | 2 | 38 | 19.0 | 30 | 0 | 0 | 0 | – | – | 0 |
| 2014 | SF | 3 | 1 | 2 | 53 | 26.5 | 31 | 0 | 0 | 0 | – | – | 0 |
| 2015 | SF | 11 | 8 | 19 | 186 | 9.8 | 33 | 3 | 0 | 0 | – | – | 0 |
| 2016 | SF | 16 | 6 | 29 | 350 | 12.1 | 31 | 3 | 0 | 0 | – | – | 0 |
| 2017 | SF | 16 | 13 | 21 | 336 | 16.0 | 61 | 4 | 0 | 0 | – | – | 0 |
| **TOTALS** | | **71** | **29** | **77** | **1,014** | **13.2** | **61** | **10** | **0** | **0** | **–** | **–** | **0** |

**PLAYOFFS**

| | | | | RECEIVING | | | | | RUSHING | | | | |
|---|---|---|---|---|---|---|---|---|---|---|---|---|---|
| YEAR | TEAM | GP | GS | NO | YDS | AVG | LG | TD | ATT | YDS | AVG | LG | TD |
| 2012 | SF | 3 | 0 | 0 | 0 | – | – | 0 | 0 | 0 | – | – | 0 |
| 2013 | SF | 3 | 0 | 1 | 6 | 6.0 | 6 | 0 | 0 | 0 | – | – | 0 |
| **TOTALS** | | **6** | **0** | **1** | **6** | **6.0** | **6** | **0** | **0** | **0** | **–** | **–** | **0** |

**Additional Statistics:**
**Special Teams Tackles – 4:** 2016 (2); 2017 (2)
**Special Teams Forced Fumbles – 1:** 2016 (1)
**Fumbles – Lost – 3–1:** 2013 (1–0); 2016 (2–1)
**Own Fumble Recoveries – 1:** 2015 (1)
**Tackles – 5:** 2015 (1); 2016 (1); 2017 (3)

**Milestones:**
**NFL Debut:** at NYJ (9/30/12); **First Start:** at Sea. (9/15/13); **First Reception:** vs. Buf. (10/7/12 – 4–yd. pass from QB Alex Smith); **First TD Reception:** at NYG (10/11/15 – 5–yd. pass from QB Colin Kaepernick); **First Multi–TD Game:** vs. Atl. (11/8/15 – 2 TDs)

## CELEK'S CAREER HIGHS

**Receptions:** Regular Season – 5 vs. Dal. (10/2/16); Postseason – 1 at GB (1/5/14)
**Receiving Yards:** Regular Season – 79 vs. Dal. (10/2/16); Postseason – 6 at GB (1/5/14)
**Long Reception:** Regular Season – 61 at Hou. (12/10/17); Postseason – 6 at GB (1/5/14)
**TD Receptions:** 2 vs. Atl. (11/8/15)

## CELEK'S TRANSACTIONS

Originally signed as an undrafted free agent by SF on 5/4/12...Placed on the Reserve/Physically Unable To Perform List on 8/25/14...Activated from the Reserve/Physically Unable To Perform List on 11/27/14...Placed on the Injured Reserve List on 12/17/14....Re–signed with SF on a one–year contract on 3/12/15...Placed on the Injured Reserve List on 12/8/15...Signed a four–year contract extention through 2019 on 2/23/16.

## 2016

- Appeared in all 16 games (6 starts) for the 1st time in his career and set career highs in recepts. (29) and rec. yds. (350) while tying a career-high with 3 TD recepts.
- Recorded 5 recepts. for 79 yds. vs. Dal. (10/2), setting new career-highs in both categories.
- Registered 4 recepts. for 76 yds. vs. NO (11/6), and combined with WR Quinton Patton (106 yds.), TE Vance McDonald (84 yds.) and RB DuJuan Harris (83 yds.) to mark the 1st time in franchise history that the team had four players with 75 rec. yds.-or-more in a single game.
- Recorded 2 recepts. for 19 yds. and 1 TD at Mia. (11/27), hauling in 4-yd. TD pass from QB Colin Kaepernick.
- Registered 2 recepts. for 22 yds. and 1 TD at Atl. (12/18), a 16-yd. TD pass from QB Colin Kaepernick.

## 2015

- Appeared in 11 games (8 starts) and set single-season career highs with 19 recepts. for 186 yds. and 3 TDs.
- Registered 3 recepts. for 26 yds. and his 1st career TD at NYG (10/11), hauling in a 5-yd. pass from QB Colin Kaepernick.
- Recorded 2 recepts. for 12 yds. and 2 TDs vs. Atl. (11/8), marking the 2nd and 3rd career TD recepts. and the 1st multi-TD game of his career. Celek became the 1st member of the 49ers with 2 TD recepts. in the same game since TE Vernon Davis at Dal. (9/7/14 – 2 TD recepts.).

## 2014

- Was placed on the Reserve/Physically Unable to Perform List on 8/25 and later activated from the Reserve/PUP List on 11/27.
- Appeared in 3 games (1 start) where he registered 2 recepts. for 53 yds.
- Later placed on the Injured Reserve List on 12/17 with a foot injury.

## 2013

- Appeared in 12 games (1 start) with 2 recepts. for 38 yds. Saw action in all 3 postseason games, where he recorded his 1st postseason recept. at GB (1/5/14), hauling in a 6-yd. pass from QB Colin Kaepernick.

## 2012

- Appeared in 13 regular season games and all 3 postseason games, nothing 4 recepts. for 51 yds., including a career-long 35-yd. recept. at Sea. (12/23).

## COLLEGE

Appeared in 38 games (12 starts) at Michigan State and recorded 14 recepts. for 135 yds. and 3 TDs. Tallied 35 yds. on 3 recepts. and 1 TD during his senior campaign. Celek caught 2 recepts. for 17 yds. in the 1st 2 games of the 2010 season, before being sidelined for the next 11 games with a shoulder injury. In 2009, recorded 3 recepts. for 33 yds. and 1 TD. As a redshirt freshman, hauled in a career-high 6 recepts. for 50 yds. and a TD.

## PERSONAL

- The two-year starter at LaSalle (Cincinnati, OH) HS, was named to PrepStar's all-midwest team. Also competed in track and field, where he won the Greater Catholic League discus title as a junior.
- His brother, Brent, played at the University of Cincinnati (2003-06) and currently plays TE for the Philadelphia Eagles.
- The Celek family has a lake house in Northern Michigan where everyone gathers on vacation, cooks out and goes jet skiing. Closer to the Bay Area, Celek owns a Chesapeake Bay retriever that occupies most of his free time. "I love playing with her and teaching her tricks."
- Enjoys playing golf.
- Graduated from Michigan State with a degree in packaging.
- Married to Sarah Hinton, after the couple met in college.
- Earned Jim Adams Award at MSU during his senior year as the team's unsung hero.
- Born Garrett Celek (5/29/88) in Cincinnati, OH.

## INJURY REPORT

**2013:** Inactive at NO (11/17), at Was. (11/25), vs. StL (12/1) and vs. Sea. (12/8) with a hamstring injury.

**2014:** Placed on the Reserve/Physically Unable to Perform List on 8/25 with a back injury. Placed on the Injured Reserve List on 12/17 with a foot injury.

**2015:** Inactive at Chi. (12/6) and placed on the Injured Reserve List on 12/8 with an ankle injury.

## CELEK'S GAME-BY-GAME

**2012**

| Date | Opp | W/L | P/S | Rec | Yds | Avg | Lg | TD |
|---|---|---|---|---|---|---|---|---|
| Sep 9 | at GB | W | – | – | INACTIVE | – | – | – |
| Sep 16 | Det | W | – | – | INACTIVE | – | – | – |
| Sep 23 | at Min | L | – | – | DID NOT PLAY | – | – | – |
| Sep 30 | at NYJ | W | 1/0 | 0 | 0 | – | – | 0 |
| Oct 7 | Buf | W | 1/0 | 1 | 4 | 4.0 | 4 | 0 |
| Oct 14 | NYG | L | 1/0 | 1 | 6 | 6.0 | 6 | 0 |
| Oct 18 | Sea | W | 1/0 | 0 | 0 | – | – | 0 |
| Oct 29 | at Arz | W | 1/0 | 0 | 0 | – | – | 0 |
| Nov 11 | StL | T | 1/0 | 0 | 0 | – | – | 0 |
| Nov 19 | Chi | W | 1/0 | 0 | 0 | – | – | 0 |
| Nov 25 | at NO | W | 1/0 | 0 | 0 | – | – | 0 |
| Dec 2 | at StL | L | 1/0 | 0 | 0 | – | – | 0 |
| Dec 9 | Mia | W | 1/0 | 0 | 0 | – | – | 0 |
| Dec 16 | at NE | W | 1/0 | 0 | 0 | – | – | 0 |
| Dec 23 | at Sea | L | 1/0 | 2 | 41 | 20.5 | 35 | 0 |
| Dec 30 | Arz | W | 1/0 | 0 | 0 | – | – | 0 |
| **TOTALS** | | | **13/0** | **4** | **51** | **12.8** | **35** | **0** |

**2012 Postseason**

| Date | Opp | W/L | P/S | Rec | Yds | Avg | Lg | TD |
|---|---|---|---|---|---|---|---|---|
| Jan 12 | GB | W | 1/0 | 0 | 0 | – | – | 0 |
| Jan 20 | at Atl | W | 1/0 | 0 | 0 | – | – | 0 |
| Feb 3 | Bal | L | 1/0 | 0 | 0 | – | – | 0 |
| **TOTALS** | | | **3/0** | **0** | **0** | **–** | **–** | **0** |

**2013**

| Date | Opp | W/L | P/S | Rec | Yds | Avg | Lg | TD |
|---|---|---|---|---|---|---|---|---|
| Sep 8 | GB | W | 1/0 | 0 | 0 | – | – | 0 |
| Sep 15 | at Sea | L | 1/1 | 0 | 0 | – | – | 0 |
| Sep 22 | Ind | L | 1/0 | 1 | 30 | 30.0 | 30 | 0 |
| Sep 26 | at StL | W | 1/0 | 0 | 0 | – | – | 0 |
| Oct 6 | Hou | W | 1/0 | 0 | 0 | – | – | 0 |
| Oct 13 | Arz | W | 1/0 | 0 | 0 | – | – | 0 |
| Oct 20 | at Ten | W | 1/0 | 0 | 0 | – | – | 0 |
| Oct 27 | at Jax | W | 1/0 | 0 | 0 | – | – | 0 |
| Nov 10 | Car | L | 1/0 | 0 | 0 | – | – | 0 |
| Nov 17 | at NO | L | – | INACTIVE (Hamstring) | | | – | – |
| Nov 25 | at Was | W | – | INACTIVE (Hamstring) | | | – | – |
| Dec 1 | StL | W | – | INACTIVE (Hamstring) | | | – | – |
| Dec 8 | Sea | W | – | INACTIVE (Hamstring) | | | – | – |
| Dec 15 | at TB | W | 1/0 | 1 | 8 | 8.0 | 8 | 0 |
| Dec 23 | Atl | W | 1/0 | 0 | 0 | – | – | 0 |
| Dec 29 | at Arz | W | 1/0 | 0 | 0 | – | – | 0 |
| **TOTALS** | | | **12/1** | **2** | **38** | **19.0** | **30** | **0** |

**2013 Postseason**

| Date | Opp | W/L | P/S | Rec | Yds | Avg | Lg | TD |
|---|---|---|---|---|---|---|---|---|
| Jan 5 | at GB | W | 1/0 | 1 | 6 | 6.0 | 6 | 0 |
| Jan 12 | at Car | W | 1/0 | 0 | 0 | – | – | 0 |
| Jan 19 | at Sea | L | 1/0 | 0 | 0 | – | – | 0 |
| **TOTALS** | | | **3/0** | **1** | **6** | **6.0** | **6** | **0** |

**2014**

| Date | Opp | W/L | P/S | Rec | Yds | Avg | Lg | TD |
|---|---|---|---|---|---|---|---|---|
| Sep 7 | at Dal | W | – | – | RESERVE/PUP | – | – | – |
| Sep 14 | Chi | L | – | – | RESERVE/PUP | – | – | – |
| Sep 21 | at Arz | L | – | – | RESERVE/PUP | – | – | – |
| Sep 28 | Phi | W | – | – | RESERVE/PUP | – | – | – |
| Oct 5 | KC | W | – | – | RESERVE/PUP | – | – | – |
| Oct 13 | at StL | W | – | – | RESERVE/PUP | – | – | – |
| Oct 19 | at Den | L | – | – | RESERVE/PUP | – | – | – |
| Nov 2 | StL | L | – | – | RESERVE/PUP | – | – | – |
| Nov 9 | at NO | W | – | – | RESERVE/PUP | – | – | – |
| Nov 16 | at NYG | W | – | – | RESERVE/PUP | – | – | – |
| Nov 23 | Was | W | – | – | RESERVE/PUP | – | – | – |
| Nov 27 | Sea | L | 1/1 | 0 | 0 | – | – | 0 |
| Dec 7 | at Oak | L | 1/0 | 1 | 22 | 22.0 | 22 | 0 |
| Dec 14 | at Sea | L | 1/0 | 1 | 31 | 31.0 | 31 | 0 |
| **PLACED ON INJURED RESERVE (Foot) ON 12/17** | | | | | | | | |
| **TOTALS** | | | **3/1** | **2** | **53** | **26.5** | **31** | **0** |

**2015**

| Date | Opp | W/L | P/S | Rec | Yds | Avg | Lg | TD |
|---|---|---|---|---|---|---|---|---|
| Sep 14 | Min | W | 1/1 | 3 | 40 | 13.3 | 20 | 0 |
| Sep 20 | at Pit | L | 1/1 | 2 | 10 | 5.0 | 7 | 0 |
| Sep 27 | at Arz | L | 1/0 | 3 | 29 | 9.7 | 12 | 0 |
| Oct 4 | GB | L | 1/1 | 3 | 26 | 8.7 | 13 | 0 |
| Oct 11 | at NYG | L | 1/1 | 3 | 26 | 8.7 | 15 | 1 |
| Oct 18 | Bal | W | 1/1 | 0 | 0 | – | – | 0 |
| Oct 22 | Sea | L | 1/1 | 1 | 8 | 8.0 | 8 | 0 |
| Nov 1 | at StL | L | 1/1 | 0 | 0 | – | – | 0 |
| Nov 8 | Atl | W | 1/0 | 2 | 12 | 6.0 | 11t | 2 |
| Nov 22 | at Sea | L | 1/1 | 2 | 35 | 17.5 | 33 | 0 |
| Nov 29 | Arz | L | 1/0 | 0 | 0 | – | – | 0 |
| Dec 6 | at Chi | W | – | – | INACTIVE (Ankle) | – | – | – |
| **PLACED ON INJURED RESERVE (Ankle) ON 12/8** | | | | | | | | |
| **TOTALS** | | | **11/8** | **19** | **186** | **9.8** | **33** | **3** |

**2016**

| Date | Opp | W/L | P/S | Rec | Yds | Avg | Lg | TD |
|---|---|---|---|---|---|---|---|---|
| Sep 12 | LAR | W | 1/0 | 1 | 15 | 15.0 | 15 | 0 |
| Sep 18 | at Car | L | 1/0 | 1 | 12 | 12.0 | 12 | 0 |
| Sep 25 | at Sea | L | 1/0 | 3 | 25 | 8.3 | 18 | 0 |
| Oct 2 | Dal | L | 1/0 | 5 | 79 | 15.8 | 29 | 0 |
| Oct 6 | Arz | L | 1/1 | 1 | 4 | 4.0 | 4 | 0 |
| Oct 16 | at Buf | L | 1/0 | 0 | 0 | – | – | 0 |
| Oct 23 | TB | L | 1/1 | 1 | 4 | 4.0 | 4 | 0 |
| Nov 6 | NO | L | 1/0 | 4 | 76 | 19.0 | 31 | 0 |
| Nov 13 | at Arz | L | 1/0 | 0 | 0 | – | – | 0 |
| Nov 20 | NE | L | 1/0 | 3 | 41 | 13.7 | 19 | 0 |
| Nov 27 | at Mia | L | 1/0 | 2 | 19 | 9.5 | 15 | 1 |
| Dec 4 | at Chi | L | 1/0 | 0 | 0 | – | – | 0 |
| Dec 11 | NYJ | L | 1/1 | 1 | 5 | 5.0 | 5 | 0 |
| Dec 18 | at Atl | L | 1/1 | 2 | 22 | 11.0 | 16t | 1 |
| Dec 24 | at LAR | W | 1/1 | 4 | 39 | 9.8 | 12 | 0 |
| Jan 1 | Sea | L | 1/1 | 1 | 9 | 9.0 | 9t | 1 |
| **TOTALS** | | | **16/6** | **29** | **350** | **12.2** | **31** | **3** |

# ADRIAN COLBERT

38

DB » 6-2 » 205 » MIAMI

10.6.93 » MINERAL WELLS, TX » MINERAL WELLS HS, MINERAL WELLS, TX » ROOKIE » ACQUIRED D-7 IN '17

## AWARDS & HONORS

**2017:** Thomas Herrion Memorial Award

## 2017 HIGHLIGHTS

- Played in 14 games (6 starts) and notched 32 tackles, 2 FFs, 1 FR and 5 PDs, while adding 6 special teams tackles.
- Registered his 1st career FF, stripping the ball from Texans WR DeAndre Hopkins late in the 4th qtr. at Hou. (12/10). The takeaway led to a 41-yd. FG by K Robbie Gould to help seal the win.
- Tallied 5 tackles and his 1st career FR, jumping on a fumble by Titans TE Delanie Walker vs. Ten. (12/17).
- Notched his 2nd FF of the season at LAR (12/31), knocking the ball loose from Rams WR Mike Thomas.

## GOLDMINE

- NFL players once again had the chance to share the causes that are important to them during all Week 13 games, as part of the NFL's My Cause, My Cleats campaign. The initiative was a culmination of collaborative work between the NFL and players across the league. Colbert is supporting Silicon Valley FACES for My Cause, My Cleats. Dedicated to creating and promoting an empathetic and inclusive community free of bias, bigotry and violence through programs and advocacy, he chose Silicon Valley FACES to support social equality and teach the Golden Rule. "My cause is Social Equality," said Colbert. "I want to help make a positive change in the world and find a solution to the issues I dealt with growing up."

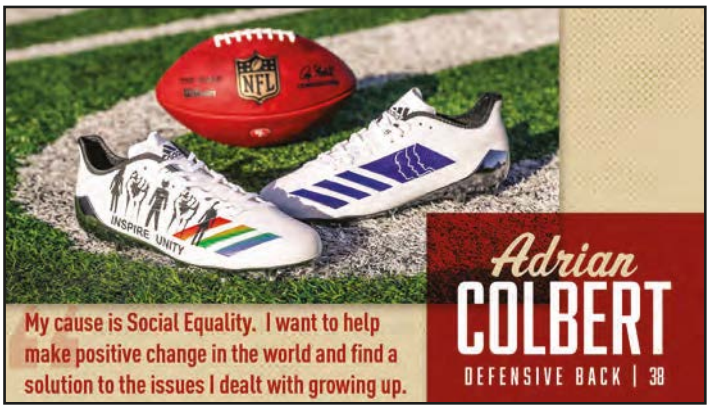


## COLBERT'S GOLDEN NUGGETS

- In 2017, named the recipient of the 49ers Thomas Herrion Memorial Award. The Thomas Herrion Memorial Award was established in 2005 by 49ers owners Denise and John York and is presented to a rookie or first-year player who best represents the dream of Thomas Herrion. The recipient has taken advantage of every opportunity, turned it into a positive situation and made their dream turn into a reality. The award is voted on by the coaches.
- After spending four years (2012-15) and graduating from the University of Texas, Colbert transferred to the University of Miami to further his education and secured a final season of eligibility.
- Colbert has been an active volunteer in his communities. In previous years, he's volunteered for the Salvation Army and youth football camps in addition to working at concession stands at youth football games.
- In the spring of 2013 at Texas, Colbert was named a member of the Big 12 Commissioner's Honor Roll.

## COLBERT'S GAME-BY-GAME

**2017**

| Date | Opp | W/L | P/S | Tot | Sol | Ast | Sk | Yds | Int | Yds | PD | FF | FR | Yds |
|---|---|---|---|---|---|---|---|---|---|---|---|---|---|---|
| Sep 10 | Car | L | 1/0 | 0 | 0 | 0 | 0.0 | 0.0 | 0 | 0 | 0 | 0 | 0 | 0 |
| Sep 17 | at Sea | L | 1/0 | 0 | 0 | 0 | 0.0 | 0.0 | 0 | 0 | 0 | 0 | 0 | 0 |
| Sep 21 | LAR | L | 1/0 | 0 | 0 | 0 | 0.0 | 0.0 | 0 | 0 | 0 | 0 | 0 | 0 |
| Oct 1 | at Arz | L | 1/0 | 0 | 0 | 0 | 0.0 | 0.0 | 0 | 0 | 0 | 0 | 0 | 0 |
| Oct 8 | at Ind | L | – | – | INACTIVE (Hamstring) | | | | – | – | | – | – | – |
| Oct 15 | at Was | L | 1/0 | 0 | 0 | 0 | 0.0 | 0.0 | 0 | 0 | 0 | 0 | 0 | 0 |
| Oct 22 | Dal | L | 1/0 | 3 | 2 | 1 | 0.0 | 0.0 | 0 | 0 | 0 | 0 | 0 | 0 |
| Oct 29 | at Phi | L | 1/0 | 2 | 2 | 0 | 0.0 | 0.0 | 0 | 0 | 0 | 0 | 0 | 0 |
| Nov 5 | Arz | L | 1/0 | 3 | 2 | 1 | 0.0 | 0.0 | 0 | 0 | 1 | 0 | 0 | 0 |
| Nov 12 | NYG | W | 1/1 | 4 | 4 | 0 | 0.0 | 0.0 | 0 | 0 | 2 | 0 | 0 | 0 |
| Nov 26 | Sea | L | – | – | INACTIVE (Thumb) | | | | – | – | – | – | – | – |
| Dec 3 | at Chi | W | 1/1 | 3 | 3 | 0 | 0.0 | 0.0 | 0 | 0 | 0 | 0 | 0 | 0 |
| Dec 10 | at Hou | W | 1/1 | 3 | 3 | 0 | 0.0 | 0.0 | 0 | 0 | 1 | 1 | 0 | 0 |
| Dec 17 | Ten | W | 1/1 | 5 | 5 | 0 | 0.0 | 0.0 | 0 | 0 | 0 | 0 | 1 | 0 |
| Dec 24 | Jax | W | 1/1 | 6 | 6 | 0 | 0.0 | 0.0 | 0 | 0 | 0 | 0 | 0 | 0 |
| Dec 31 | at LAR | W | 1/1 | 3 | 3 | 0 | 0.0 | 0.0 | 0 | 0 | 1 | 1 | 0 | 0 |
| **TOTALS** | | | **14/6** | **32** | **30** | **2** | **0.0** | **0.0** | **0** | **0** | **5** | **2** | **1** | **0** |

## GOLDMINE (CONTINUED)

- As part of Salute to Service Month, Colbert, along with his teammates and general manager, John Lynch, visited the USO office at the San Jose Military Entrance Processing Station to spend time with military applicants and their families as they took the Oath of Enlistment and shipped off to basic training.

- Colbert overcame adversity at age 10 when he was living in Wichita Falls, TX. While racing a friend on his bike, Colbert ran a stop sign and was hit by a car, went through the windshield and suffered life-threatening injuries, falling into a coma for more than a week. His father, Adrian Sr., became motivated to make a change and moved them 90 miles south to Mineral Wells, TX, to escape from the gang environment that Adrian Sr., was apart of in Wichita Falls.
- After moving to Mineral Wells, Colbert didn't quite feel at home, but found additional support from the Clarke family, who treated him like a son of their own. Colbert was introduced to the family when he was approached by one of the three daughters in the family, Katy, asking if he needed a ride while walking the three miles home from school. He became part of their family, referring to them as parents and sisters, and even put his number in Mrs. Clarke's phone as 'Adrian – my adopted son.' "It made it easier for me to call [Mineral Wells] home," Colbert said. "Not only having my family, but a family that was already established here that loved me just like my family loved me."

## COLBERT'S CAREER STATISTICS

| | | | | TACKLES | | | | | INTERCEPTIONS | | | | | FUMBLES | | |
|---|---|---|---|---|---|---|---|---|---|---|---|---|---|---|---|---|
| YEAR | TEAM | GP | GS | TOT | SOL | AST | SACKS | YDS | INT | YDS | LG | TD | PD | FF | FR | YDS |
| 2017 | SF | 14 | 6 | 32 | 30 | 2 | 0.0 | 0.0 | 0 | 0 | – | 0 | 5 | 2 | 1 | 0 |
| **TOTALS** | | **14** | **6** | **32** | **30** | **2** | **0.0** | **0.0** | **0** | **0** | **–** | **0** | **5** | **2** | **1** | **0** |

**Additional Statistics:**
**Special Teams Tackles – 6:** 2017 (6)

**Milestones:**
**NFL Debut:** vs. Car. (9/10/17); **First Start:** vs. NYG (11/12/17); **First FF:** at Hou. (12/10/17 – WR DeAndre Hopkins); **First FR:** vs. Ten. (12/17/17 – TE Delanie Walker)

## COLBERT'S CAREER HIGHS

**Total Tackles:** 6 vs. Jax. (12/24/17)
**Solo:** 6 vs. Jax. (12/24/17)
**Assists:** 1 (2 times) Last vs. Arz. (11/5/17)
**Passes Defensed:** 2 vs. NYG (11/12/17)
**Forced Fumbles:** 1 (2 times) Last at LAR (12/31/17)
**Fumble Recoveries:** 1 vs. Ten. (12/17/17)

## COLBERT'S TRANSACTIONS

Originally a 7th–round (229th overall) draft choice by SF in 2017.

## COLLEGE

In his collegiate career, played in 46 games (6 starts) and registered 48 tackles, 2.5 TFLs, 2 INTs and 4 PDs. Began his collegiate career at Texas (2012-15) and was a graduate transfer to Miami in 2016. As a senior, played in 8 games (2 starts) for the Hurricanes, registering 22 tackles, 2.5 TFLs, 1 INT and 3 PDs. In 2015, played in 12 games for the Longhorns. As a sophomore, played in 13 games (4 starts) and registered 20 tackles, 1 INT and 1 PD. In 2013, played in 13 games and registered 6 tackles. Redshirted in 2012.

## PERSONAL

- Attended Mineral Wells (TX) HS and tallied 90 tackles, 4 INTs, 1 FF and 9 PDs on defense while adding 580 rushing yds. and 10 TDs along with 28 recepts. for 580 yds. and 6 TDs as a senior. Also had 6 PRs for 172 yds. and 1 TD as well as 9 KORs for 252 yds. and 1 TD.
- Named first-team all-district 7-3A at tight end and returner as a senior.
- A four-year letterman in track & field, was the Texas 3A state champion in the 400m as a junior.
- Born Adrian Colbert (10/6/93) in Mineral Wells, TX.

## INJURY REPORT

**2017:** Inactive at Ind. (10/8) with a hamstring injury.

# BROCK COYLE

# 50

LB » 6-1 » 245 » MONTANA

10.12.90 » BOZEMAN, MT » BOZEMAN HS, BOZEMAN, MT » 4TH YEAR » ACQUIRED FA IN '17

## 2017 HIGHLIGHTS

- Played in 16 games (10 starts) and set career highs in tackles (62), FFs (1) and PDs (1), while adding 0.5 sack.
- Along with DL Arik Armstead, the duo combined to sack Colts QB Jacoby Brissett at Ind. (10/8).
- Notched his 1st career FF, stripping the ball from Titans TE Delanie Walker vs. Ten. (12/17).

## GOLDMINE

- Founded The Brock Coyle Foundation, which provides financial assistance toward medical and travel costs for families with children suffering from serious medical conditions. Many rural based families are faced with undue hardship of substantial travel distance and expense to obtain the best medical care for their children. The Foundation supports families with financial assistance to cover medical-related travel costs from transportation, lodging and meals. More information on The Brock Coyle Foundation can be found at www.brockcoyle52.com.
- A once-promising ski racer in Bozeman, MT, Coyle was a Junior Olympian in the sport before focusing solely on football at the age of 16. Despite giving up the sport, he credits skiing with helping him on his journey from undrafted free agent to NFL regular. "It helped me in the game of football because it's such a high-pressure sport where you only have one chance to put everything together one time," said Coyle in 2014.

## COYLE'S GOLDEN NUGGETS

- Founded The Brock Coyle Foundation to provide assistance to families with children suffering from serious medical conditions.
- Growing up, was one of the top ski racers in Bozeman, MT and competed in the Junior Olympics.

## COYLE'S GAME-BY-GAME

| 2017 Date | Opp | W/L | P/S | Tot | Sol | Ast | Sk | Yds | Int | Yds | PD | FF | FR | Yds |
|---|---|---|---|---|---|---|---|---|---|---|---|---|---|---|
| Sep 10 | Car. | L | 1/0 | 0 | 0 | 0 | 0.0 | 0.0 | 0 | 0 | 0 | 0 | 0 | 0 |
| Sep 17 | at Sea. | L | 1/0 | 0 | 0 | 0 | 0.0 | 0.0 | 0 | 0 | 0 | 0 | 0 | 0 |
| Sep 21 | LAR | L | 1/0 | 1 | 1 | 0 | 0.0 | 0.0 | 0 | 0 | 0 | 0 | 0 | 0 |
| Oct 1 | at Arz. | L | 1/0 | 0 | 0 | 0 | 0.0 | 0.0 | 0 | 0 | 0 | 0 | 0 | 0 |
| Oct 8 | at Ind. | L | 1/0 | 2 | 1 | 1 | 0.5 | 0.5 | 0 | 0 | 0 | 0 | 0 | 0 |
| Oct 15 | at Was. | L | 1/1 | 6 | 3 | 3 | 0.0 | 0.0 | 0 | 0 | 0 | 0 | 0 | 0 |
| Oct 22 | Dal. | L | 1/0 | 1 | 1 | 0 | 0.0 | 0.0 | 0 | 0 | 0 | 0 | 0 | 0 |
| Oct 29 | at Phi. | L | 1/1 | 6 | 3 | 3 | 0.0 | 0.0 | 0 | 0 | 0 | 0 | 0 | 0 |
| Nov 5 | Arz. | L | 1/1 | 8 | 7 | 1 | 0.0 | 0.0 | 0 | 0 | 1 | 0 | 0 | 0 |
| Nov 12 | NYG | W | 1/1 | 6 | 3 | 3 | 0.0 | 0.0 | 0 | 0 | 0 | 0 | 0 | 0 |
| Nov 26 | Sea. | L | 1/1 | 6 | 3 | 3 | 0.0 | 0.0 | 0 | 0 | 0 | 0 | 0 | 0 |
| Dec 3 | at Chi. | W | 1/1 | 2 | 2 | 0 | 0.0 | 0.0 | 0 | 0 | 0 | 0 | 0 | 0 |
| Dec 10 | at Hou. | W | 1/1 | 4 | 2 | 2 | 0.0 | 0.0 | 0 | 0 | 0 | 0 | 0 | 0 |
| Dec 17 | Ten. | W | 1/1 | 4 | 3 | 1 | 0.0 | 0.0 | 0 | 0 | 0 | 1 | 0 | 0 |
| Dec 24 | Jax. | W | 1/1 | 8 | 4 | 4 | 0.0 | 0.0 | 0 | 0 | 0 | 0 | 0 | 0 |
| Dec 31 | at LAR | W | 1/1 | 8 | 3 | 5 | 0.0 | 0.0 | 0 | 0 | 0 | 0 | 0 | 0 |
| **TOTALS** | | | **16/10** | **62** | **36** | **26** | **0.5** | **0.5** | **0** | **0** | **1** | **1** | **0** | **0** |

## COYLE'S CAREER STATISTICS

| | | | | TACKLES | | | | | INTERCEPTIONS | | | | | FUMBLES | | |
|---|---|---|---|---|---|---|---|---|---|---|---|---|---|---|---|---|
| YEAR | TEAM | GP | GS | TOT | SOL | AST | SACKS | YDS | INT | YDS | LG | TD | PD | FF | FR | YDS |
| 2014 | SEA | 15 | 2 | 6 | 4 | 2 | 0.0 | 0.0 | 0 | 0 | – | 0 | 0 | 0 | 0 | 0 |
| 2015 | SEA | 8 | 0 | 3 | 2 | 1 | 0.0 | 0.0 | 0 | 0 | – | 0 | 0 | 0 | 0 | 0 |
| 2016 | SEA | 12 | 3 | 15 | 7 | 8 | 1.0 | 1.0 | 0 | 0 | – | 0 | 0 | 0 | 0 | 0 |
| 2017 | SF | 16 | 10 | 62 | 36 | 26 | 0.5 | 0.5 | 0 | 0 | – | 0 | 1 | 1 | 0 | 0 |
| **TOTALS** | | **51** | **15** | **86** | **49** | **37** | **1.5** | **1.5** | **0** | **0** | **–** | **0** | **1** | **1** | **0** | **0** |

**PLAYOFFS**

| | | | | TACKLES | | | | | INTERCEPTIONS | | | | | FUMBLES | | |
|---|---|---|---|---|---|---|---|---|---|---|---|---|---|---|---|---|
| YEAR | TEAM | GP | GS | TOT | SOL | AST | SACKS | YDS | INT | YDS | LG | TD | PD | FF | FR | YDS |
| 2014 | SEA | 3 | 0 | 0 | 0 | 0 | 0.0 | 0.0 | 0 | 0 | – | 0 | 0 | 0 | 0 | 0 |
| 2015 | SEA | 2 | 0 | 0 | 0 | 0 | 0.0 | 0.0 | 0 | 0 | – | 0 | 0 | 0 | 0 | 0 |
| 2016 | SEA | 2 | 0 | 0 | 0 | 0 | 0.0 | 0.0 | 0 | 0 | – | 0 | 0 | 0 | 0 | 0 |
| **TOTALS** | | **7** | **0** | **0** | **0** | **0** | **0.0** | **0.0** | **0** | **0** | **–** | **0** | **0** | **0** | **0** | **0** |

**Additional Statistics:**

**Special Teams Tackles: Regular Season – 11:** 2014 (5); 2015 (3); 2016 (1); 2017 (2) **Postseason – 4:** 2014 (2); 2015 (1); 2016 (1)

**Milestones:**

**NFL Debut:** vs. GB (9/4/14); **First Start:** vs. Oak. (11/2/14); **First Sack:** vs. Buf. (11/7/16 – QB Tyrod Taylor); **First FF:** vs. Ten. (12/17/17 – TE Delanie Walker)

## COYLE'S CAREER HIGHS

**Total Tackles:** 8 (4 times) Last at LAR (12/31/17)
**Solo:** 7 vs. Arz. (11/5/17)
**Assists:** 5 at LAR (12/31/17)
**Sacks:** 1.0 vs. Buf. (11/7/16)
**Passes Defensed:** 1 vs. Arz. (11/5/17)
**Forced Fumbles:** 1 vs. Ten. (12/17/17)

## COYLE'S TRANSACTIONS

Originally signed as an undrafted free agent by Sea. on 5/10/14...Placed on the Injured Reserve/Designated to Return List on 10/20/15...Activated from the Injured Reserve/Designated to Return List on 12/15...Signed a two–year deal with SF on 3/10/17.

## 2016 (SEATTLE)

- Appeared in 12 games with a career-high 3 starts. Totaled a career-high 15 tackles and 1.0 sack.
- Recorded a career-high 8 tackles and his 1st career sack vs. Buf. (11/7), taking down Bills QB Tyrod Taylor for a 1-yd. loss.

## 2015 (SEATTLE)

- Appeared in 8 games and registered 3 tackles on defense and 3 tackles on special teams.

## 2014 (SEATTLE)

- Appeared in 15 games (2 starts) and totaled 6 tackles on defense and 5 tackles on special teams.
- Made his NFL debut vs. GB (9/4).
- Made the 1st start of his NFL career vs. Oak. (11/2) and recorded 2 tackles.

## COLLEGE

Saw action in 52 games during his career at Montana and recorded 293 tackles, 24.5 TFLs and 7.5 sacks. Appeared in 13 games as a senior and led the team with 125 tackles while adding 13.5 TFLs, 5 FFs and 4.0 sacks to earn Second-Team All-Big Sky Conference honors. Started 11 games in 2012 and recorded 107 tackles, 6.5 TFLs, 2.0 sacks, 2 FFs and 1 FR. Appeared in all 14 games as a sophomore and registered 31 tackles, 4.5 TFLs and 1.5 sacks. Redshirted in 2010. Saw action in 14 games as a freshman and finished with 30 tackles and 2 INTs.

## PERSONAL

- Majored in business at Montana.
- Attended Bozeman (MT) HS, where he was an all-state and all-conference selection as a senior in 2009.
- Born Brock Coyle (10/12/90) in Bozeman, MT.

## INJURY REPORT

**2014:** Inactive at KC (11/16) with a glute injury.

**2015:** Inactive vs. Car. (10/18) with a knee injury. Placed on the Injured Reserve/Designated to Return List on 10/20 with a knee injury. Activated from the Injured Reserve/Designated to Return List on 12/15 after missing 7 games.

**2016:** Inactive four games [at TB (11/27), vs. Car. (12/4), at GB (12/11) and vs. LAR (12/15)] with a foot injury.

## COYLE'S GAME-BY-GAME

**2014 (Seattle)**

| Date | Opp | W/L | P/S | Tot | Sol | Ast | Sk | Yds | Int | Yds | PD | FF | FR | Yds |
|---|---|---|---|---|---|---|---|---|---|---|---|---|---|---|
| Sep 4 | GB | W | 1/0 | 0 | 0 | 0 | 0.0 | 0.0 | 0 | 0 | 0 | 0 | 0 | 0 |
| Sep 14 | at SD | L | 1/0 | 0 | 0 | 0 | 0.0 | 0.0 | 0 | 0 | 0 | 0 | 0 | 0 |
| Sep 21 | Den | W | 1/0 | 0 | 0 | 0 | 0.0 | 0.0 | 0 | 0 | 0 | 0 | 0 | 0 |
| Oct 6 | at Was | W | 1/0 | 0 | 0 | 0 | 0.0 | 0.0 | 0 | 0 | 0 | 0 | 0 | 0 |
| Oct 12 | Dal | L | 1/0 | 1 | 1 | 0 | 0.0 | 0.0 | 0 | 0 | 0 | 0 | 0 | 0 |
| Oct 19 | at StL | L | 1/0 | 0 | 0 | 0 | 0.0 | 0.0 | 0 | 0 | 0 | 0 | 0 | 0 |
| Oct 26 | at Car | W | 1/0 | 0 | 0 | 0 | 0.0 | 0.0 | 0 | 0 | 0 | 0 | 0 | 0 |
| Nov 2 | Oak | W | 1/1 | 2 | 1 | 1 | 0.0 | 0.0 | 0 | 0 | 0 | 0 | 0 | 0 |
| Nov 9 | NYG | W | 1/1 | 2 | 1 | 1 | 0.0 | 0.0 | 0 | 0 | 0 | 0 | 0 | 0 |
| Nov 16 | at KC | L | – | – | INACTIVE (Glute) | | | | – | – | – | – | – | – |
| Nov 23 | Arz | W | 1/0 | 0 | 0 | 0 | 0.0 | 0.0 | 0 | 0 | 0 | 0 | 0 | 0 |
| Nov 27 | at SF | W | 1/0 | 0 | 0 | 0 | 0.0 | 0.0 | 0 | 0 | 0 | 0 | 0 | 0 |
| Dec 7 | at Phi | W | 1/0 | 0 | 0 | 0 | 0.0 | 0.0 | 0 | 0 | 0 | 0 | 0 | 0 |
| Dec 14 | SF | W | 1/0 | 0 | 0 | 0 | 0.0 | 0.0 | 0 | 0 | 0 | 0 | 0 | 0 |
| Dec 21 | at Arz | W | 1/0 | 1 | 1 | 0 | 0.0 | 0.0 | 0 | 0 | 0 | 0 | 0 | 0 |
| Dec 28 | StL | W | 1/0 | 0 | 0 | 0 | 0.0 | 0.0 | 0 | 0 | 0 | 0 | 0 | 0 |
| **TOTALS** | | | **15/2** | **6** | **4** | **2** | **0.0** | **0.0** | **0** | **0** | **0** | **0** | **0** | **0** |

**2014 Postseason (Seattle)**

| Date | Opp | W/L | P/S | Tot | Sol | Ast | Sk | Yds | Int | Yds | PD | FF | FR | Yds |
|---|---|---|---|---|---|---|---|---|---|---|---|---|---|---|
| Jan 10 | Car | W | 1/0 | 0 | 0 | 0 | 0.0 | 0.0 | 0 | 0 | 0 | 0 | 0 | 0 |
| Jan 18 | GB | W | 1/0 | 0 | 0 | 0 | 0.0 | 0.0 | 0 | 0 | 0 | 0 | 0 | 0 |
| Feb 1 | NE | L | 1/0 | 0 | 0 | 0 | 0.0 | 0.0 | 0 | 0 | 0 | 0 | 0 | 0 |
| **TOTALS** | | | **3/0** | **0** | **0** | **0** | **0.0** | **0.0** | **0** | **0** | **0** | **0** | **0** | **0** |

**2015 (Seattle)**

| Date | Opp | W/L | P/S | Tot | Sol | Ast | Sk | Yds | Int | Yds | PD | FF | FR | Yds |
|---|---|---|---|---|---|---|---|---|---|---|---|---|---|---|
| Sep 13 | at StL | L | 1/0 | 0 | 0 | 0 | 0.0 | 0.0 | 0 | 0 | 0 | 0 | 0 | 0 |
| Sep 20 | at GB | L | 1/0 | 0 | 0 | 0 | 0.0 | 0.0 | 0 | 0 | 0 | 0 | 0 | 0 |
| Sep 27 | Chi | W | 1/0 | 0 | 0 | 0 | 0.0 | 0.0 | 0 | 0 | 0 | 0 | 0 | 0 |
| Oct 5 | Det | W | 1/0 | 0 | 0 | 0 | 0.0 | 0.0 | 0 | 0 | 0 | 0 | 0 | 0 |
| Oct 11 | at Cin | L | 1/0 | 0 | 0 | 0 | 0.0 | 0.0 | 0 | 0 | 0 | 0 | 0 | 0 |
| Oct 18 | Car | L | – | – | INACTIVE (Knee) | | | | – | – | – | – | – | – |
| Oct 22 | at SF | W | INJURED RESERVE/DESIGNATED FOR RETURN | | | | | | | | | – | – | |
| Nov 1 | at Dal | W | INJURED RESERVE/DESIGNATED FOR RETURN | | | | | | | | | – | – | |
| Nov 15 | Ari | L | INJURED RESERVE/DESIGNATED FOR RETURN | | | | | | | | | – | – | |
| Nov 22 | SF | W | INJURED RESERVE/DESIGNATED FOR RETURN | | | | | | | | | – | – | |
| Nov 29 | Pit | W | INJURED RESERVE/DESIGNATED FOR RETURN | | | | | | | | | – | – | |
| Dec 6 | at Min | W | INJURED RESERVE/DESIGNATED FOR RETURN | | | | | | | | | – | – | |
| Dec 13 | at Bal | W | INJURED RESERVE/DESIGNATED FOR RETURN | | | | | | | | | – | – | |
| Dec 20 | Cle | W | 1/0 | 0 | 0 | 0 | 0.0 | 0.0 | 0 | 0 | 0 | 0 | 0 | 0 |
| Dec 27 | StL | L | 1/0 | 0 | 0 | 0 | 0.0 | 0.0 | 0 | 0 | 0 | 0 | 0 | 0 |
| Jan 3 | at Ari | W | 1/0 | 3 | 2 | 1 | 0.0 | 0.0 | 0 | 0 | 0 | 0 | 0 | 0 |
| **TOTALS** | | | **8/0** | **3** | **2** | **1** | **0.0** | **0.0** | **0** | **0** | **0** | **0** | **0** | **0** |

**2015 Postseason (Seattle)**

| Date | Opp | W/L | P/S | Tot | Sol | Ast | Sk | Yds | Int | Yds | PD | FF | FR | Yds |
|---|---|---|---|---|---|---|---|---|---|---|---|---|---|---|
| Jan 10 | at Min | W | 1/0 | 0 | 0 | 0 | 0.0 | 0.0 | 0 | 0 | 0 | 0 | 0 | 0 |
| Jan 17 | at Car | L | 1/0 | 0 | 0 | 0 | 0.0 | 0.0 | 0 | 0 | 0 | 0 | 0 | 0 |
| **TOTALS** | | | **2/0** | **0** | **0** | **0** | **0.0** | **0.0** | **0** | **0** | **0** | **0** | **0** | **0** |

**2016 (Seattle)**

| Date | Opp | W/L | P/S | Tot | Sol | Ast | Sk | Yds | Int | Yds | PD | FF | FR | Yds |
|---|---|---|---|---|---|---|---|---|---|---|---|---|---|---|
| Sep 11 | Mia | W | 1/0 | 0 | 0 | 0 | 0.0 | 0.0 | 0 | 0 | 0 | 0 | 0 | 0 |
| Sep 18 | at LAR | L | 1/0 | 0 | 0 | 0 | 0.0 | 0.0 | 0 | 0 | 0 | 0 | 0 | 0 |
| Sep 25 | SF | W | 1/0 | 0 | 0 | 0 | 0.0 | 0.0 | 0 | 0 | 0 | 0 | 0 | 0 |
| Oct 2 | at NYJ | W | 1/0 | 0 | 0 | 0 | 0.0 | 0.0 | 0 | 0 | 0 | 0 | 0 | 0 |
| Oct 16 | Atl | W | 1/0 | 0 | 0 | 0 | 0.0 | 0.0 | 0 | 0 | 0 | 0 | 0 | 0 |
| Oct 23 | at Arz | T | 1/0 | 1 | 1 | 0 | 0.0 | 0.0 | 0 | 0 | 0 | 0 | 0 | 0 |
| Oct 30 | at NO | L | 1/1 | 1 | 1 | 0 | 0.0 | 0.0 | 0 | 0 | 0 | 0 | 0 | 0 |
| Nov 7 | Buf | W | 1/1 | 8 | 4 | 4 | 1.0 | 1.0 | 0 | 0 | 0 | 0 | 0 | 0 |
| Nov 13 | at NE | W | 1/0 | 3 | 1 | 2 | 0.0 | 0.0 | 0 | 0 | 0 | 0 | 0 | 0 |
| Nov 20 | Phi | W | 1/1 | 2 | 0 | 2 | 0.0 | 0.0 | 0 | 0 | 0 | 0 | 0 | 0 |
| Nov 27 | at TB | L | – | – | INACTIVE (Foot) | | | | – | – | – | – | – | – |
| Dec 4 | Car | W | – | – | INACTIVE (Foot) | | | | – | – | – | – | – | – |
| Dec 11 | at GB | L | – | – | INACTIVE (Foot) | | | | – | – | – | – | – | – |
| Dec 15 | LAR | W | – | – | INACTIVE (Foot) | | | | – | – | – | – | – | – |
| Dec 24 | Arz | L | 1/0 | 0 | 0 | 0 | 0.0 | 0.0 | 0 | 0 | 0 | 0 | 0 | 0 |
| Jan 1 | at SF | W | 1/0 | 0 | 0 | 0 | 0.0 | 0.0 | 0 | 0 | 0 | 0 | 0 | 0 |
| **TOTALS** | | | **12/3** | **15** | **7** | **8** | **1.0** | **1.0** | **0** | **0** | **0** | **0** | **0** | **0** |

**2016 Postseason (Seattle)**

| Date | Opp | W/L | P/S | Tot | Sol | Ast | Sk | Yds | Int | Yds | PD | FF | FR | Yds |
|---|---|---|---|---|---|---|---|---|---|---|---|---|---|---|
| Jan 7 | Det | W | 1/0 | 0 | 0 | 0 | 0.0 | 0.0 | 0 | 0 | 0 | 0 | 0 | 0 |
| Jan 14 | at Atl | L | 1/0 | 0 | 0 | 0 | 0.0 | 0.0 | 0 | 0 | 0 | 0 | 0 | 0 |
| **TOTALS** | | | **2/0** | **0** | **0** | **0** | **0.0** | **0.0** | **0** | **0** | **0** | **0** | **0** | **0** |

# SHELDON DAY

**96**

DL » 6-1 » 294 » NOTRE DAME

7.1.94 » INDIANAPOLIS, IN » WARREN CENTRAL HS, INDIANAPOLIS, IN » 2ND YEAR » ACQUIRED WAI IN '17 - JAX

## 2017 HIGHLIGHTS

- Played in 6 games and registered 16 tackles and 1.0 sack with the 49ers after being claimed off waivers on 11/20.
- Brought down Rams QB Sean Mannion for a 9-yd. loss at LAR (12/31), marking his 1st sack as a member of the 49ers and the 3rd of his career.

## GOLDMINE

- In June of 2017, Day held his Inaugural "Sheldon's Daylight Camp" at Warren Central High School in Indianapolis, IN. Over 150 kids attended the free four-day football camp which Day had been anxious to host since the day he was drafted. "I know most of these kids out here on the east side are probably like I was," said Day. "No way I'm going to charge them to come here. They should just have fun here and be with me." The camp included a visit to Notre Dame so kids would not only gain football knowledge, but also be informed of different opportunities to further their education and attend college. "This is fun for me. It's a chance for me to give back and have some fun with them. When I see the kids smiling, that's a great thing. That's why we are here."

- Day joined the Florida Department of Transportation's "Alert Today, Alive Tomorrow" campaign during International Walk to School Day in October of 2017. Alongside kids that were walking to school in the Jacksonville area, Day assisted in teaching them the health benefits they were receiving by walking to school and showed them how to get there safely.

## DAY'S GOLDEN NUGGETS

- As a Senior at Notre Dame in 2015, was the recipient of multiple All-America honors, which included *USA Today* First-Team All-American, *Associated Press* Second-Team All-American, and Phil Steele Second-Team All-American.
- Enrolled early at Notre Dame, starting classes in January of 2012 after graduating from high school in December of 2011.
- Since being drafted in 2016, has continued to build opportunities for youth in the east side of Indianapolis communities through various educational and athletic programs.

## DAY'S GAME-BY-GAME

**2017 (Jacksonville/San Francisco)**

| Date | Opp | W/L | P/S | Tot | Sol | Ast | Sk | Yds | Int | Yds | PD | FF | FR | Yds |
|---|---|---|---|---|---|---|---|---|---|---|---|---|---|---|
| | | | | | WITH JAX | | | | | | | | | |
| Sep 10 | at Hou | W | 1/0 | 1 | 0 | 1 | 0.0 | 0.0 | 0 | 0 | 0 | 0 | 0 | 0 |
| Sep 17 | Ten | L | – | – | INACTIVE | | | – | – | – | – | – | – | – |
| Sep 24 | Bal | W | 1/0 | 0 | 0 | 0 | 0.0 | 0.0 | 0 | 0 | 0 | 0 | 0 | 0 |
| Oct 1 | at NYJ | L | 1/0 | 1 | 0 | 1 | 0.0 | 0.0 | 0 | 0 | 0 | 0 | 0 | 0 |
| Oct 8 | at Pit | W | 1/0 | 0 | 0 | 0 | 0.0 | 0.0 | 0 | 0 | 0 | 0 | 0 | 0 |
| Oct 15 | LAR | L | 1/0 | 0 | 0 | 0 | 0.0 | 0.0 | 0 | 0 | 0 | 0 | 0 | 0 |
| Oct 22 | at Ind | W | 1/0 | 1 | 1 | 0 | 1.0 | 6.0 | 0 | 0 | 1 | 0 | 0 | 0 |
| Nov 5 | Cin | W | – | – | INACTIVE | | | – | – | – | – | – | – | – |
| Nov 12 | LAC | W | – | – | INACTIVE | | | – | – | – | – | – | – | – |
| | | | | | WAIVED BY JAX ON 11/18 | | | | | | | | | |
| | | | | | CLAIMED OFF WAIVERS BY SF ON 11/20 | | | | | | | | | |
| Nov 26 | Sea | L | 1/0 | 2 | 2 | 0 | 0.0 | 0.0 | 0 | 0 | 0 | 0 | 0 | 0 |
| Dec 3 | at Chi | W | 1/0 | 3 | 3 | 0 | 0.0 | 0.0 | 0 | 0 | 0 | 0 | 0 | 0 |
| Dec 10 | at Hou | W | 1/0 | 2 | 0 | 2 | 0.0 | 0.0 | 0 | 0 | 0 | 0 | 0 | 0 |
| Dec 17 | Ten | W | 1/0 | 2 | 2 | 0 | 0.0 | 0.0 | 0 | 0 | 0 | 0 | 0 | 0 |
| Dec 24 | Jax | W | 1/0 | 2 | 1 | 1 | 0.0 | 0.0 | 0 | 0 | 1 | 0 | 0 | 0 |
| Dec 31 | at LAR | W | 1/0 | 5 | 4 | 1 | 1.0 | 9.0 | 0 | 0 | 0 | 0 | 0 | 0 |
| **TOTALS** | | | **12/0** | **19** | **13** | **6** | **2.0** | **15.0** | **0** | **0** | **2** | **0** | **0** | **0** |

## DAY'S CAREER STATISTICS

| | | | | TACKLES | | | | | INTERCEPTIONS | | | | | FUMBLES | | |
|---|---|---|---|---|---|---|---|---|---|---|---|---|---|---|---|---|
| YEAR | TEAM | GP | GS | TOT | SOL | AST | SACKS | YDS | INT | YDS | LG | TD | PD | FF | FR | YDS |
| 2016 | JAX | 16 | 0 | 8 | 6 | 2 | 1.0 | 4.0 | 0 | 0 | – | 0 | 0 | 0 | 0 | 0 |
| 2017 | JAX/SF | 12 | 0 | 19 | 13 | 6 | 2.0 | 15.0 | 0 | 0 | – | 0 | 2 | 0 | 0 | 0 |
| **TOTALS** | | **28** | **0** | **27** | **19** | **8** | **3.0** | **19.0** | **0** | **0** | **–** | **0** | **2** | **0** | **0** | **0** |

**Milestones:**
**NFL Debut:** vs. GB (9/11/16); **First Sack:** vs. Ten. (12/24/16 – QB Marcus Mariota)

## DAY'S CAREER HIGHS

**Total Tackles:** 5 at LAR (12/31/17)
**Solo:** 4 at LAR (12/31/17)
**Assists:** 2 at Hou. (12/10/17)
**Sacks:** 1.0 (3 times) Last at LAR (12/31/17)
**Passes Defensed:** 1 (2 times) Last vs. Jax. (12/24/17)

## DAY'S TRANSACTIONS

Originally a 4th–round (103rd overall) draft choice by Jax. in 2016...Waived by Jax. on 11/18/17...Claimed off waivers by SF on 11/20/17.

## 2016 (JACKSONVILLE)

- Saw action in all 16 games and registered 8 tackles and 1.0 sack.
- Made his NFL debut in the season opener vs. GB (9/11).
- Registered his 1st career tackle at SD (9/18).
- Finished with 1 tackle and the 1st sack of his career vs. Ten. (12/24), bringing down Titans QB Marcus Mariota for a 4-yd. loss.

## COLLEGE

Appeared in 48 games (32 starts) in four seasons (2012-15) at Notre Dame where he registered 141 tackles, 32 TFLs, 8 PDs, 7.5 sacks, 2 FFs and 2 FRs. As a senior in 2015, made 13 starts and finished with 45 tackles, 15.5 TFLs, 4 sacks, 4 PDs and 2 FFs, earning Associated Press Second-Team All-America honors. His 15.5 TFLs were the most by a Notre Dame player since Derek Landri in 2006. In 2014, started all 11 games he appeared in, adding 40 tackles, 7.5 TFLs, 2 PDs, 2 FRs and 1 sack. Appeared in 11 games (8 starts) as a junior in 2013, adding 33 tackles, 5.5 TFLs, 1 PD and 0.5 sack. As a freshman, played in all 13 games, registering 23 tackles, 3.5 TFLs, 2 sacks and 1 PD.

## PERSONAL

- Attended Warren Central (Indianapolis, IN) HS where he registered 55 tackles, 12 TFLs, 9 sacks, and 2 FRs as a senior in 2011. That season he was the runner-up for the 2011 Indiana Mr. Football award as chosen by Indiana Football Coaches Association.
- At Notre Dame, was enrolled in the Mendoza College of Business, majoring in information technologies management.
- Born Sheldon Day (7/1/94) in Indianapolis, IN.

## DAY'S GAME-BY-GAME

**2016 (Jacksonville)**

| Date | Opp | W/L | P/S | Tot | Sol | Ast | Sk | Yds | Int | Yds | PD | FF | FR | Yds |
|---|---|---|---|---|---|---|---|---|---|---|---|---|---|---|
| Sep 11 | GB | L | 1/0 | 0 | 0 | 0 | 0.0 | 0.0 | 0 | 0 | 0 | 0 | 0 | 0 |
| Sep 18 | at SD | L | 1/0 | 1 | 1 | 0 | 0.0 | 0.0 | 0 | 0 | 0 | 0 | 0 | 0 |
| Sep 25 | Bal | L | 1/0 | 1 | 1 | 0 | 0.0 | 0.0 | 0 | 0 | 0 | 0 | 0 | 0 |
| Oct 2 | Ind | W | 1/0 | 1 | 1 | 0 | 0.0 | 0.0 | 0 | 0 | 0 | 0 | 0 | 0 |
| Oct 16 | at Chi | W | 1/0 | 0 | 0 | 0 | 0.0 | 0.0 | 0 | 0 | 0 | 0 | 0 | 0 |
| Oct 23 | Oak | L | 1/0 | 0 | 0 | 0 | 0.0 | 0.0 | 0 | 0 | 0 | 0 | 0 | 0 |
| Oct 27 | at Ten | L | 1/0 | 1 | 1 | 0 | 0.0 | 0.0 | 0 | 0 | 0 | 0 | 0 | 0 |
| Nov 6 | at KC | L | 1/0 | 0 | 0 | 0 | 0.0 | 0.0 | 0 | 0 | 0 | 0 | 0 | 0 |
| Nov 13 | Hou | L | 1/0 | 0 | 0 | 0 | 0.0 | 0.0 | 0 | 0 | 0 | 0 | 0 | 0 |
| Nov 20 | at Det | L | 1/0 | 0 | 0 | 0 | 0.0 | 0.0 | 0 | 0 | 0 | 0 | 0 | 0 |
| Nov 27 | at Buf | L | 1/0 | 0 | 0 | 0 | 0.0 | 0.0 | 0 | 0 | 0 | 0 | 0 | 0 |
| Dec 4 | Den | L | 1/0 | 0 | 0 | 0 | 0.0 | 0.0 | 0 | 0 | 0 | 0 | 0 | 0 |
| Dec 11 | Min | L | 1/0 | 1 | 0 | 1 | 0.0 | 0.0 | 0 | 0 | 0 | 0 | 0 | 0 |
| Dec 18 | at Hou | L | 1/0 | 1 | 1 | 0 | 0.0 | 0.0 | 0 | 0 | 0 | 0 | 0 | 0 |
| Dec 24 | Ten | W | 1/0 | 1 | 1 | 0 | 1.0 | 4.0 | 0 | 0 | 0 | 0 | 0 | 0 |
| Jan 1 | at Ind | L | 1/0 | 1 | 0 | 1 | 0.0 | 0.0 | 0 | 0 | 0 | 0 | 0 | 0 |
| **TOTALS** | | | **16/0** | **8** | **6** | **2** | **1.0** | **4.0** | **0** | **0** | **0** | **0** | **0** | **0** |

# LEGER DOUZABLE

92

DL » 6-4 » 284 » CENTRAL FLORIDA

5.31.86 » TAMPA, FL » ALONSO HS, TAMPA, FL » 9TH YEAR » ACQUIRED FA IN '17

## 2017 HIGHLIGHTS

- Started all 5 games in which he appeared and tallied 19 tackles and 2.0 sacks.
- Registered a career-high 2.0 sacks of Eagles QB Carson Wentz at Phi. (10/29).

## GOLDMINE

- NFL players once again had the chance to share the causes that are important to them during all Week 13 games, as part of the NFL's My Cause, My Cleats campaign. The initiative was a culmination of collaborative work between the NFL and players across the league. "Having access to safe, sustainable housing and education are two causes I am extremely passionate about," said Douzable. "Through New Story Charity and PACE Center for Girls, these nonprofits work in different ways to set up individuals and families for success. Whether you're living in an impoverished community without access to clean water or facing the juvenile justice system, you deserve a chance."




- As part of the 49ers annual Thanksgiving celebrations, Celek and his teammates visted Cityteam San Jose to serve a holiday feast to over 300 people in need. Guests enjoyed turking along with all of the usual holiday sides, while getting to know the 49ers.

## DOUZABLE'S GOLDEN NUGGETS

- His full name is pronounced Lee-je' DOO-zub-ul.
- Appeared in all 16 games each year from 2013-16 with the New York Jets (2013-15) and Buffalo Bills (2016).
- Is a member of the New Story NFL Resilience For Haiti Community Initiative.

## DOUZABLE'S GAME-BY-GAME

| 2017 Date | Opp | W/L | P/S | Tot | Sol | Ast | Sk | Yds | Int | Yds | PD | FF | FR | Yds |
|---|---|---|---|---|---|---|---|---|---|---|---|---|---|---|
| SIGNED BY SF ON 10/17 | | | | | | | | | | | | | | |
| Oct 22 | Dal | L | 1/1 | 1 | 1 | 0 | 0.0 | 0.0 | 0 | 0 | 0 | 0 | 0 | 0 |
| Oct 29 | at Phi | L | 1/1 | 5 | 5 | 0 | 2.0 | 13.0 | 0 | 0 | 0 | 0 | 0 | 0 |
| Nov 5 | Arz | L | 1/1 | 7 | 6 | 1 | 0.0 | 0.0 | 0 | 0 | 0 | 0 | 0 | 0 |
| Nov 12 | NYG | W | 1/1 | 6 | 5 | 1 | 0.0 | 0.0 | 0 | 0 | 0 | 0 | 0 | 0 |
| Nov 26 | Sea | L | – | – | INACTIVE | | | – | – | – | – | – | – | – |
| Dec 3 | at Chi | W | 1/1 | 0 | 0 | 0 | 0.0 | 0.0 | 0 | 0 | 0 | 0 | 0 | 0 |
| Dec 10 | at Hou | W | – | – | INACTIVE | | | – | – | – | – | – | – | – |
| Dec 17 | Ten | W | – | – | INACTIVE | | | – | – | – | – | – | – | – |
| Dec 24 | Jax | W | – | – | INACTIVE | | | – | – | – | – | – | – | – |
| Dec 31 | at LAR | W | – | – | INACTIVE | | | – | – | – | – | – | – | – |
| **TOTALS** | | | **5/5** | **19** | **17** | **2** | **2.0** | **13.0** | **0** | **0** | **0** | **0** | **0** | **0** |

## GOLDMINE (CONTINUED)

- During the 2017 offseason, Douzable visited Haiti to see the impact of his donations to New Story, a non-profit that builds safe, thriving communities in less fortunate countries such as Haiti. Douzable decided to take it one step further than a donation and visited a new community in Haiti that was recently built by New Story as a result of donations such as his.
- In 2016, Douzable, in conjunction with the United Way of Buffalo & Erie County, organized a dinner and a shopping spree for 41 youngsters along with his former Buffalo Bills teammates. "This is something I try and do every year," said Douzable. "I've done it since 2010 when I was playing with the Jacksonville Jaguars and I took it to New York with me. Every holiday season my two big things are turkey drives and getting the D-line and linebackers together to donate to help kids that are doing well in school and help them buy gifts for Christmas." Each child received a $350 gift card that would let them purchase Christmas gifts not only for themselves, but for their family also.
- In 2013, Douzable joined Cincinnati Bengals LB Michael Johnson and several other NFL players at the Fourth Annual Michael Johnson Youth and Cheer Camp in Selma, AL. The youth were coached and went through drills with NFL players, the camp also taught aspiring cheerleaders to learn skills and routines from award winning cheer coaches from Troy University. Douzable gave life tips to over 100 kids ages 8-17 as he took them through drills, and shared words of encouragement, urging them to not only try their best in football, but to work hard and pursue anything their passions.

## DOUZABLE'S CAREER STATISTICS

| | | | | TACKLES | | | | | INTERCEPTIONS | | | | | FUMBLES | | |
|---|---|---|---|---|---|---|---|---|---|---|---|---|---|---|---|---|
| YEAR | TEAM | GP | GS | TOT | SOL | AST | SACKS | YDS | INT | YDS | LG | TD | PD | FF | FR | YDS |
| 2008 | NYG | 0 | 0 | 0 | 0 | 0 | 0.0 | 0.0 | 0 | 0 | – | 0 | 0 | 0 | 0 | 0 |
| 2009 | NYG/STL | 12 | 1 | 11 | 11 | 0 | 0.0 | 0.0 | 0 | 0 | – | 0 | 0 | 0 | 0 | 0 |
| 2010 | JAX | 15 | 0 | 8 | 5 | 3 | 0.0 | 0.0 | 0 | 0 | – | 0 | 0 | 0 | 0 | 0 |
| 2011 | JAX | 16 | 6 | 38 | 22 | 16 | 1.0 | 8.0 | 0 | 0 | – | 0 | 1 | 0 | 0 | 0 |
| 2012 | TEN | – | – | – | INJURED RESERVE (Shoulder) | | | – | – | – | – | – | – | – | – | – |
| 2013 | NYJ | 16 | 0 | 20 | 5 | 15 | 1.5 | 5.5 | 0 | 0 | – | 0 | 0 | 0 | 1 | 0 |
| 2014 | NYJ | 16 | 0 | 25 | 14 | 11 | 2.5 | 19.0 | 0 | 0 | – | 0 | 0 | 0 | 0 | 0 |
| 2015 | NYJ | 16 | 2 | 14 | 10 | 4 | 0.0 | 0.0 | 0 | 0 | – | 0 | 0 | 0 | 0 | 0 |
| 2016 | BUF | 16 | 5 | 43 | 24 | 19 | 1.5 | 10.5 | 0 | 0 | – | 0 | 1 | 0 | 0 | 0 |
| 2017 | SF | 5 | 5 | 19 | 17 | 2 | 2.0 | 13.0 | 0 | 0 | – | 0 | 0 | 0 | 0 | 0 |
| **TOTALS** | | **112** | **19** | **178** | **108** | **70** | **8.5** | **56.0** | **0** | **0** | **–** | **0** | **2** | **0** | **1** | **0** |

**PLAYOFFS**

| | | | | TACKLES | | | | | INTERCEPTIONS | | | | | FUMBLES | | |
|---|---|---|---|---|---|---|---|---|---|---|---|---|---|---|---|---|
| YEAR | TEAM | GP | GS | TOT | SOL | AST | SACKS | YDS | INT | YDS | LG | TD | PD | FF | FR | YDS |
| 2008 | NYG | 0 | 0 | 0 | 0 | 0 | 0.0 | 0.0 | 0 | 0 | – | 0 | 0 | 0 | 0 | 0 |
| **TOTALS** | | **0** | **0** | **0** | **0** | **0** | **0.0** | **0.0** | **0** | **0** | **–** | **0** | **0** | **0** | **0** | **0** |

**Additional Statistics:**
**Kick Returns – 2:** 2013 (2)
**Kick Return Yards – 20:** 2013 (20)

**Milestones:**
**NFL Debut:** at SF (10/4/09); **First Start:** vs. Hou. (12/20/09); **First Sack:** at Ten. (12/24/11 – QB Matt Hasselbeck); **First FR:** at Atl. (10/7/13 – QB Matt Ryan); **First Multi–Sack Game:** at Phi. (10/27/17 – 2.0; QB Carson Wentz)

## DOUZABLE'S CAREER HIGHS

**Total Tackles:** 7 (2 times) Last vs. Arz. (11/5/17)
**Solo:** 6 vs. Arz. (11/5/17)
**Assists:** 5 vs. Cle. (12/22/13)
**Sacks:** 2.0 at Phi. (10/29/17)
**Passes Defensed:** 1 (2 times) Last vs. Mia. (12/24/16)
**Fumble Recoveries:** 1 at Atl. (10/7/13)

## DOUZABLE'S TRANSACTIONS

Originally signed as an undrafted free agent with Min. on 4/27/08...Waived by Min. on 9/2/08...Signed to Min. practice squad on 9/3/08...Waived by Min. on 9/10/08...Signed to NYG practice squad on 9/15/08...Promoted to NYG active roster on 12/3/08...Waived by NYG on 9/15/09...Signed to StL practice squad on 9/18/09...Promoted to StL active roster on 9/30/09...Waived by StL on 6/29/10...Claimed off waivers by Det. on 6/30/10...Waived by Det. on 8/4/10...Signed with Jax. on 8/8/10...Re–Signed with Jax. on 7/29/11... Signed a one–year deal with Ten. on 4/3/12...Placed on the Injured Reserve List on 8/31/12...Signed with NYJ on 7/25/13...Re–Signed with NYJ on 3/13/14...Re–Signed with NYJ on 4/8/15...Signed with Buf. on 6/13/16...Signed a one–year deal with SF on 8/14/17... Released by SF on 9/1/17...Signed a one–year deal with SF on 10/17/17.

## 2016 (BUFFALO)

- Appeared in 16 games (5 starts) for the 5th-consecutive season, where he registered 43 tackles, 1.5 sacks and 1 PD.
- Registered a career-high 7 tackles vs. Jax. (11/27).
- Finished with 5 tackles and 1 PD vs. Mia. (12/24).

## 2015 (NEW YORK JETS)

- Saw action in all 16 games (2 starts), finishing with 14 tackles on the season.
- In 1 of 2 starts on the season, finished with a season-high 4 tackles at Hou. (11/22).

## 2014 (NEW YORK JETS)

- Appeared in all 16 games and registered 25 tackles and a career-high 2.5 sacks.
- Registered 2 tackles and 1 sack vs. Den. (10/12), bringing down Broncos QB Peyton Manning for a 7-yd. loss.
- Finished with 3 tackles and 1 sack vs. Pit. (11/9), sacking Steelers QB Ben Roethlisberger for a 7-yd. loss.
- Registered 4 tackles and 0.5 sack at Buf. (11/24), marking the 1st time in his career that he registered at least 0.5 sack in consecutive games.

## 2013 (NEW YORK JETS)

- Saw action in all 16 games, finishing the season with 20 tackles, 1.5 sacks and 1 FR.
- Registered his 1st career FR at Atl. (10/7), recovering a Falcons QB Matt Ryan fumble.
- Added 5 tackles and 1 sack vs. Cle. (12/22).

## 2012 (TENNESSEE)

- After signing with the team as a free agent on 4/3, was placed on the Injured Reserve List on 8/31, where he spent the entire season.

## 2011 (JACKSONVILLE)

- Started a career-high 6 games and appeared in all 16 games for the 1st time in his career. Registered 38 tackles, 8 sacks and 1 PD on the season.
- Picked up 1 tackle and the 1st PD of his career vs. Ten. (9/11).
- Registered 5 tackles and the 1st sack of his career at Ten. (12/24), bringing down Titans QB Matt Hasselbeck for an 8-yd. loss.

## 2010 (JACKSONVILLE)

- Saw action in 15 games, finishing with 8 tackles.
- Registered his 1st 2 tackles as a member of the Jaguars at Buf. (10/10).

## 2009 (NEW YORK GIANTS/ST. LOUIS)

- Was inactive for the NYG season opener vs. Was. (9/13).
- Following his release from NYG on 9/15, signed to the Rams practice squad on 9/18. Was promoted to the Rams active roster on 9/30, appeared in 12 games (1 start) and registered 11 tackles.
- Made his NFL debut at SF (10/4).
- Registered his 1st career tackle at Jax. (10/18).
- In his 1st career start in the NFL vs. Hou. (12/20), registered a season-high 4 tackles.

## 2008 (MINNESOTA/NEW YORK GIANTS)

- Spent the 1st week of the season on the Vikings practice squad prior to being released on 9/10. Later signed to the NYG practice squad and was later promoted to the active roster on 12/3.
- Inactive for the final 4 games of the season.

## COLLEGE

In four seasons at UCF (2004-07), appeared in 49 games (24 starts) at UCF where he registered 84 tackles and 14.5 sacks. As a senior in 2007, started all 14 games and led the team with 7.5 sacks and 14 TFLs to go along with 49 tackles. In 2006, appeared in all 12 games (9 starts) and earned Third-Team All-Conference USA honors after adding a team-high 7 sacks. Appeared in 12 games (1 start) and finished with 17 tackles. As a freshman in 2004, appeared in 11 games and added 11 tackles.

## PERSONAL

- Attended Alonso (Tampa, FL) HS, where he finished with 50 tackles and 10 sacks as a senior and earned second-team all-county honors.
- In addition to football, also lettered in basketball at Alonso.
- Majored in interpersonal organizational communication at UCF.
- Born Leger Douzable (5/31/86) in Tampa, FL.

## INJURY REPORT

**2010:** Inactive at Ten. (12/5) with an ankle injury.

**2012:** Placed on the Injured Reserve List on 8/31 with a shoulder injury.

# DOUZABLE'S GAME-BY-GAME

### 2008 (Minnesota/New York Giants)

| Date | Opp | W/L | P/S | Tot | Sol | Ast | Sk | Yds | Int | Yds | PD | FF | FR | Yds |
|---|---|---|---|---|---|---|---|---|---|---|---|---|---|---|
| **SIGNED TO MIN PRACTICE SQUAD ON 9/3** | | | | | | | | | | | | | | |
| Sep 8 | at GB | L | – | – | PRACTICE SQUAD | | | – | – | – | – | – | – | – |
| **WAIVED BY MIN ON 9/10** | | | | | | | | | | | | | | |
| **SIGNED TO NYG PRACTICE SQUAD ON 9/15** | | | | | | | | | | | | | | |
| Sep 21 | Cin | W | – | – | PRACTICE SQUAD | | | – | – | – | – | – | – | – |
| Oct 5 | Sea | W | – | – | PRACTICE SQUAD | | | – | – | – | – | – | – | – |
| Oct 13 | at Cle | L | – | – | PRACTICE SQUAD | | | – | – | – | – | – | – | – |
| Oct 19 | SF | W | – | – | PRACTICE SQUAD | | | – | – | – | – | – | – | – |
| Oct 26 | at Pit | W | – | – | PRACTICE SQUAD | | | – | – | – | – | – | – | – |
| Nov 2 | Dal | W | – | – | PRACTICE SQUAD | | | – | – | – | – | – | – | – |
| Nov 9 | at Phi | W | – | – | PRACTICE SQUAD | | | – | – | – | – | – | – | – |
| Nov 16 | Bal | W | – | – | PRACTICE SQUAD | | | – | – | – | – | – | – | – |
| Nov 23 | at Arz | W | – | – | PRACTICE SQUAD | | | – | – | – | – | – | – | – |
| Nov 30 | at Was | W | – | – | PRACTICE SQUAD | | | – | – | – | – | – | – | – |
| **PROMOTED TO NYG ACTIVE ROSTER ON 12/3** | | | | | | | | | | | | | | |
| Dec 7 | Phi | L | – | – | INACTIVE | | | – | – | – | – | – | – | – |
| Dec 14 | at Dal | L | – | – | INACTIVE | | | – | – | – | – | – | – | – |
| Dec 21 | Car | W | – | – | INACTIVE | | | – | – | – | – | – | – | – |
| Dec 28 | at Min | L | – | – | INACTIVE | | | – | – | – | – | – | – | – |
| **TOTALS** | | | **0/0** | **0** | **0** | **0** | **0.0** | **0.0** | **0** | **0** | **0** | **0** | **0** | **0** |

### 2008 Postseason (New York Giants)

| Date | Opp | W/L | P/S | Tot | Sol | Ast | Sk | Yds | Int | Yds | PD | FF | FR | Yds |
|---|---|---|---|---|---|---|---|---|---|---|---|---|---|---|
| Jan 11 | Phi | L | – | – | INACTIVE | | | – | – | – | – | – | – | – |
| **TOTALS** | | | **–** | **–** | **–** | **–** | **–** | **–** | **–** | **–** | **–** | **–** | **–** | **–** |

### 2009 (New York Giants/St. Louis)

| Date | Opp | W/L | P/S | Tot | Sol | Ast | Sk | Yds | Int | Yds | PD | FF | FR | Yds |
|---|---|---|---|---|---|---|---|---|---|---|---|---|---|---|
| Sep 13 | Was | W | – | – | INACTIVE | | | – | – | – | – | – | – | – |
| **WAIVED BY NYG ON 9/15** | | | | | | | | | | | | | | |
| **SIGNED TO STL PRACTICE SQUAD ON 9/18** | | | | | | | | | | | | | | |
| Sep 20 | at Was | L | – | – | PRACTICE SQUAD | | | – | – | – | – | – | – | – |
| Sep 27 | GB | L | – | – | PRACTICE SQUAD | | | – | – | – | – | – | – | – |
| **PROMOTED TO STL ACTIVE ROSTER ON 9/30** | | | | | | | | | | | | | | |
| Oct 4 | at SF | L | 1/0 | 0 | 0 | 0 | 0.0 | 0.0 | 0 | 0 | 0 | 0 | 0 | 0 |
| Oct 11 | Min | L | 1/0 | 0 | 0 | 0 | 0.0 | 0.0 | 0 | 0 | 0 | 0 | 0 | 0 |
| Oct 18 | at Jax | L | 1/0 | 1 | 1 | 0 | 0.0 | 0.0 | 0 | 0 | 0 | 0 | 0 | 0 |
| Oct 25 | Ind | L | 1/0 | 2 | 2 | 0 | 0.0 | 0.0 | 0 | 0 | 0 | 0 | 0 | 0 |
| Nov 1 | at Det | W | 1/0 | 1 | 1 | 0 | 0.0 | 0.0 | 0 | 0 | 0 | 0 | 0 | 0 |
| Nov 15 | NO | L | – | – | INACTIVE | | | – | – | – | – | – | – | – |
| Nov 22 | Arz | L | 1/0 | 0 | 0 | 0 | 0.0 | 0.0 | 0 | 0 | 0 | 0 | 0 | 0 |
| Nov 29 | Sea | L | 1/0 | 0 | 0 | 0 | 0.0 | 0.0 | 0 | 0 | 0 | 0 | 0 | 0 |
| Dec 6 | at Chi | L | 1/0 | 0 | 0 | 0 | 0.0 | 0.0 | 0 | 0 | 0 | 0 | 0 | 0 |
| Dec 13 | at Ten | L | 1/0 | 2 | 2 | 0 | 0.0 | 0.0 | 0 | 0 | 0 | 0 | 0 | 0 |
| Dec 20 | Hou | L | 1/1 | 4 | 4 | 0 | 0.0 | 0.0 | 0 | 0 | 0 | 0 | 0 | 0 |
| Dec 27 | at Arz | L | 1/0 | 0 | 0 | 0 | 0.0 | 0.0 | 0 | 0 | 0 | 0 | 0 | 0 |
| Jan 3 | SF | L | 1/0 | 1 | 1 | 0 | 0.0 | 0.0 | 0 | 0 | 0 | 0 | 0 | 0 |
| **TOTALS** | | | **12/1** | **11** | **11** | **0** | **0.0** | **0.0** | **0** | **0** | **0** | **0** | **0** | **0** |

### 2010 (Jacksonville)

| Date | Opp | W/L | P/S | Tot | Sol | Ast | Sk | Yds | Int | Yds | PD | FF | FR | Yds |
|---|---|---|---|---|---|---|---|---|---|---|---|---|---|---|
| Sep 12 | Den | W | 1/0 | 0 | 0 | 0 | 0.0 | 0.0 | 0 | 0 | 0 | 0 | 0 | 0 |
| Sep 19 | at SD | L | 1/0 | 0 | 0 | 0 | 0.0 | 0.0 | 0 | 0 | 0 | 0 | 0 | 0 |
| Sep 26 | Phi | L | 1/0 | 0 | 0 | 0 | 0.0 | 0.0 | 0 | 0 | 0 | 0 | 0 | 0 |
| Oct 3 | Ind | W | 1/0 | 0 | 0 | 0 | 0.0 | 0.0 | 0 | 0 | 0 | 0 | 0 | 0 |
| Oct 10 | at Buf | W | 1/0 | 2 | 2 | 0 | 0.0 | 0.0 | 0 | 0 | 0 | 0 | 0 | 0 |
| Oct 18 | Ten | L | 1/0 | 1 | 1 | 0 | 0.0 | 0.0 | 0 | 0 | 0 | 0 | 0 | 0 |
| Oct 24 | at KC | L | 1/0 | 2 | 1 | 1 | 0.0 | 0.0 | 0 | 0 | 0 | 0 | 0 | 0 |
| Oct 31 | at Dal | W | 1/0 | 0 | 0 | 0 | 0.0 | 0.0 | 0 | 0 | 0 | 0 | 0 | 0 |
| Nov 14 | Hou | W | 1/0 | 0 | 0 | 0 | 0.0 | 0.0 | 0 | 0 | 0 | 0 | 0 | 0 |
| Nov 21 | Cle | W | 1/0 | 0 | 0 | 0 | 0.0 | 0.0 | 0 | 0 | 0 | 0 | 0 | 0 |
| Nov 28 | at NYG | L | 1/0 | 2 | 1 | 1 | 0.0 | 0.0 | 0 | 0 | 0 | 0 | 0 | 0 |
| Dec 5 | at Ten | W | – | – | INACTIVE (Ankle) | | | | – | – | – | – | – | – |
| Dec 12 | Oak | W | 1/0 | 0 | 0 | 0 | 0.0 | 0.0 | 0 | 0 | 0 | 0 | 0 | 0 |
| Dec 19 | at Ind | L | 1/0 | 0 | 0 | 0 | 0.0 | 0.0 | 0 | 0 | 0 | 0 | 0 | 0 |
| Dec 26 | Was | L | 1/0 | 0 | 0 | 0 | 0.0 | 0.0 | 0 | 0 | 0 | 0 | 0 | 0 |
| Jan 2 | at Hou | L | 1/0 | 1 | 0 | 1 | 0.0 | 0.0 | 0 | 0 | 0 | 0 | 0 | 0 |
| **TOTALS** | | | **15/0** | **8** | **5** | **3** | **0.0** | **0.0** | **0** | **0** | **0** | **0** | **0** | **0** |

### 2011 (Jacksonville)

| Date | Opp | W/L | P/S | Tot | Sol | Ast | Sk | Yds | Int | Yds | PD | FF | FR | Yds |
|---|---|---|---|---|---|---|---|---|---|---|---|---|---|---|
| Sep 11 | Ten | W | 1/0 | 1 | 0 | 1 | 0.0 | 0.0 | 0 | 0 | 1 | 0 | 0 | 0 |
| Sep 18 | at NYJ | L | 1/0 | 3 | 3 | 0 | 0.0 | 0.0 | 0 | 0 | 0 | 0 | 0 | 0 |
| Sep 25 | at Car | L | 1/0 | 1 | 1 | 0 | 0.0 | 0.0 | 0 | 0 | 0 | 0 | 0 | 0 |
| Oct 2 | NO | L | 1/0 | 2 | 2 | 0 | 0.0 | 0.0 | 0 | 0 | 0 | 0 | 0 | 0 |
| Oct 9 | Cin | L | 1/0 | 0 | 0 | 0 | 0.0 | 0.0 | 0 | 0 | 0 | 0 | 0 | 0 |
| Oct 16 | at Pit | L | 1/0 | 1 | 0 | 1 | 0.0 | 0.0 | 0 | 0 | 0 | 0 | 0 | 0 |
| Oct 24 | Bal | W | 1/0 | 1 | 0 | 1 | 0.0 | 0.0 | 0 | 0 | 0 | 0 | 0 | 0 |
| Oct 30 | at Hou | L | 1/0 | 1 | 0 | 1 | 0.0 | 0.0 | 0 | 0 | 0 | 0 | 0 | 0 |
| Nov 13 | at Ind | W | 1/0 | 2 | 1 | 1 | 0.0 | 0.0 | 0 | 0 | 0 | 0 | 0 | 0 |
| Nov 20 | at Cle | L | 1/0 | 0 | 0 | 0 | 0.0 | 0.0 | 0 | 0 | 0 | 0 | 0 | 0 |
| Nov 27 | Hou | L | 1/1 | 2 | 1 | 1 | 0.0 | 0.0 | 0 | 0 | 0 | 0 | 0 | 0 |
| Dec 5 | SD | L | 1/1 | 3 | 2 | 1 | 0.0 | 0.0 | 0 | 0 | 0 | 0 | 0 | 0 |
| Dec 11 | TB | W | 1/1 | 5 | 1 | 4 | 0.0 | 0.0 | 0 | 0 | 0 | 0 | 0 | 0 |
| Dec 15 | at Atl | L | 1/1 | 5 | 3 | 2 | 0.0 | 0.0 | 0 | 0 | 0 | 0 | 0 | 0 |
| Dec 24 | at Ten | L | 1/1 | 5 | 5 | 0 | 1.0 | 8.0 | 0 | 0 | 0 | 0 | 0 | 0 |
| Jan 1 | Ind | W | 1/1 | 6 | 3 | 3 | 0.0 | 0.0 | 0 | 0 | 0 | 0 | 0 | 0 |
| **TOTALS** | | | **16/6** | **38** | **22** | **16** | **1.0** | **8.0** | **0** | **0** | **1** | **0** | **0** | **0** |

### 2013 (New York Jets)

| Date | Opp | W/L | P/S | Tot | Sol | Ast | Sk | Yds | Int | Yds | PD | FF | FR | Yds |
|---|---|---|---|---|---|---|---|---|---|---|---|---|---|---|
| Sep 8 | TB | W | 1/0 | 0 | 0 | 0 | 0.0 | 0.0 | 0 | 0 | 0 | 0 | 0 | 0 |
| Sep 12 | at NE | L | 1/0 | 0 | 0 | 0 | 0.0 | 0.0 | 0 | 0 | 0 | 0 | 0 | 0 |
| Sep 22 | Buf | W | 1/0 | 1 | 1 | 0 | 0.0 | 0.0 | 0 | 0 | 0 | 0 | 0 | 0 |
| Sep 29 | at Ten | L | 1/0 | 1 | 1 | 0 | 0.0 | 0.0 | 0 | 0 | 0 | 0 | 0 | 0 |
| Oct 7 | at Atl | W | 1/0 | 0 | 0 | 0 | 0.0 | 0.0 | 0 | 0 | 0 | 0 | 1 | 0 |
| Oct 13 | Pit | L | 1/0 | 1 | 0 | 1 | 0.5 | 1.5 | 0 | 0 | 0 | 0 | 0 | 0 |
| Oct 20 | NE | W | 1/0 | 0 | 0 | 0 | 0.0 | 0.0 | 0 | 0 | 0 | 0 | 0 | 0 |
| Oct 27 | at Cin | L | 1/0 | 0 | 0 | 0 | 0.0 | 0.0 | 0 | 0 | 0 | 0 | 0 | 0 |
| Nov 3 | NO | W | 1/0 | 0 | 0 | 0 | 0.0 | 0.0 | 0 | 0 | 0 | 0 | 0 | 0 |
| Nov 17 | at Buf | L | 1/0 | 1 | 0 | 1 | 0.0 | 0.0 | 0 | 0 | 0 | 0 | 0 | 0 |
| Nov 24 | at Bal | L | 1/0 | 4 | 0 | 4 | 0.0 | 0.0 | 0 | 0 | 0 | 0 | 0 | 0 |
| Dec 1 | Mia | L | 1/0 | 3 | 0 | 3 | 0.0 | 0.0 | 0 | 0 | 0 | 0 | 0 | 0 |
| Dec 8 | Oak | W | 1/0 | 2 | 2 | 0 | 0.0 | 0.0 | 0 | 0 | 0 | 0 | 0 | 0 |
| Dec 15 | at Car | L | 1/0 | 0 | 0 | 0 | 0.0 | 0.0 | 0 | 0 | 0 | 0 | 0 | 0 |
| Dec 22 | Cle | W | 1/0 | 5 | 0 | 5 | 1.0 | 4.0 | 0 | 0 | 0 | 0 | 0 | 0 |
| Dec 29 | at Mia | W | 1/0 | 2 | 1 | 1 | 0.0 | 0.0 | 0 | 0 | 0 | 0 | 0 | 0 |
| **TOTALS** | | | **16/0** | **20** | **5** | **15** | **1.5** | **5.5** | **0** | **0** | **0** | **0** | **1** | **0** |

### 2014 (New York Jets)

| Date | Opp | W/L | P/S | Tot | Sol | Ast | Sk | Yds | Int | Yds | PD | FF | FR | Yds |
|---|---|---|---|---|---|---|---|---|---|---|---|---|---|---|
| Sep 7 | Oak | W | 1/0 | 1 | 1 | 0 | 0.0 | 0.0 | 0 | 0 | 0 | 0 | 0 | 0 |
| Sep 14 | at GB | L | 1/0 | 0 | 0 | 0 | 0.0 | 0.0 | 0 | 0 | 0 | 0 | 0 | 0 |
| Sep 22 | Chi | L | 1/0 | 0 | 0 | 0 | 0.0 | 0.0 | 0 | 0 | 0 | 0 | 0 | 0 |
| Sep 28 | Det | L | 1/0 | 0 | 0 | 0 | 0.0 | 0.0 | 0 | 0 | 0 | 0 | 0 | 0 |
| Oct 5 | at SD | L | 1/0 | 6 | 5 | 1 | 0.0 | 0.0 | 0 | 0 | 0 | 0 | 0 | 0 |
| Oct 12 | Den | L | 1/0 | 2 | 2 | 0 | 1.0 | 7.0 | 0 | 0 | 0 | 0 | 0 | 0 |
| Oct 16 | at NE | L | 1/0 | 0 | 0 | 0 | 0.0 | 0.0 | 0 | 0 | 0 | 0 | 0 | 0 |
| Oct 26 | Buf | L | 1/0 | 2 | 0 | 2 | 0.0 | 0.0 | 0 | 0 | 0 | 0 | 0 | 0 |
| Nov 2 | at KC | L | 1/0 | 0 | 0 | 0 | 0.0 | 0.0 | 0 | 0 | 0 | 0 | 0 | 0 |
| Nov 9 | Pit | W | 1/0 | 3 | 1 | 2 | 1.0 | 7.0 | 0 | 0 | 0 | 0 | 0 | 0 |
| Nov 24 | at Buf | L | 1/0 | 4 | 2 | 2 | 0.5 | 5.0 | 0 | 0 | 0 | 0 | 0 | 0 |
| Dec 1 | Mia | L | 1/0 | 0 | 0 | 0 | 0.0 | 0.0 | 0 | 0 | 0 | 0 | 0 | 0 |
| Dec 7 | at Min | L | 1/0 | 3 | 1 | 2 | 0.0 | 0.0 | 0 | 0 | 0 | 0 | 0 | 0 |
| Dec 14 | at Ten | W | 1/0 | 1 | 0 | 1 | 0.0 | 0.0 | 0 | 0 | 0 | 0 | 0 | 0 |
| Dec 21 | NE | L | 1/0 | 0 | 0 | 0 | 0.0 | 0.0 | 0 | 0 | 0 | 0 | 0 | 0 |
| Dec 28 | at Mia | W | 1/0 | 3 | 2 | 1 | 0.0 | 0.0 | 0 | 0 | 0 | 0 | 0 | 0 |
| **TOTALS** | | | **16/0** | **25** | **14** | **11** | **2.5** | **19.0** | **0** | **0** | **0** | **0** | **0** | **0** |

## DOUZABLE'S GAME-BY-GAME

**2015 (New York Jets)**

| Date | Opp | W/L | P/S | Tot | Sol | Ast | Sk | Yds | Int | Yds | PD | FF | FR | Yds |
|---|---|---|---|---|---|---|---|---|---|---|---|---|---|---|
| Sep 13 | Cle | W | 1/0 | 0 | 0 | 0 | 0.0 | 0.0 | 0 | 0 | 0 | 0 | 0 | 0 |
| Sep 21 | at Ind | W | 1/0 | 3 | 2 | 1 | 0.0 | 0.0 | 0 | 0 | 0 | 0 | 0 | 0 |
| Sep 27 | Phi | L | 1/0 | 0 | 0 | 0 | 0.0 | 0.0 | 0 | 0 | 0 | 0 | 0 | 0 |
| Oct 4 | at Mia | W | 1/1 | 2 | 2 | 0 | 0.0 | 0.0 | 0 | 0 | 0 | 0 | 0 | 0 |
| Oct 18 | Was | W | 1/0 | 1 | 1 | 0 | 0.0 | 0.0 | 0 | 0 | 0 | 0 | 0 | 0 |
| Oct 25 | at NE | L | 1/0 | 0 | 0 | 0 | 0.0 | 0.0 | 0 | 0 | 0 | 0 | 0 | 0 |
| Nov 1 | at Oak | L | 1/0 | 0 | 0 | 0 | 0.0 | 0.0 | 0 | 0 | 0 | 0 | 0 | 0 |
| Nov 8 | Jax | W | 1/0 | 2 | 1 | 1 | 0.0 | 0.0 | 0 | 0 | 0 | 0 | 0 | 0 |
| Nov 12 | Buf | L | 1/0 | 0 | 0 | 0 | 0.0 | 0.0 | 0 | 0 | 0 | 0 | 0 | 0 |
| Nov 22 | at Hou | L | 1/1 | 4 | 2 | 2 | 0.0 | 0.0 | 0 | 0 | 0 | 0 | 0 | 0 |
| Nov 29 | Mia | W | 1/0 | 0 | 0 | 0 | 0.0 | 0.0 | 0 | 0 | 0 | 0 | 0 | 0 |
| Dec 6 | at NYG | W | 1/0 | 1 | 1 | 0 | 0.0 | 0.0 | 0 | 0 | 0 | 0 | 0 | 0 |
| Dec 13 | Ten | W | 1/0 | 0 | 0 | 0 | 0.0 | 0.0 | 0 | 0 | 0 | 0 | 0 | 0 |
| Dec 19 | at Dal | W | 1/0 | 1 | 1 | 0 | 0.0 | 0.0 | 0 | 0 | 0 | 0 | 0 | 0 |
| Dec 27 | NE | W | 1/0 | 0 | 0 | 0 | 0.0 | 0.0 | 0 | 0 | 0 | 0 | 0 | 0 |
| Jan 3 | at Buf | L | 1/0 | 0 | 0 | 0 | 0.0 | 0.0 | 0 | 0 | 0 | 0 | 0 | 0 |
| **TOTALS** | | | **16/2** | **14** | **10** | **4** | **0.0** | **0.0** | **0** | **0** | **0** | **0** | **0** | **0** |

**2016 (Buffalo)**

| Date | Opp | W/L | P/S | Tot | Sol | Ast | Sk | Yds | Int | Yds | PD | FF | FR | Yds |
|---|---|---|---|---|---|---|---|---|---|---|---|---|---|---|
| Sep 11 | at Bal | L | 1/0 | 2 | 1 | 1 | 1.5 | 10.5 | 0 | 0 | 0 | 0 | 0 | 0 |
| Sep 15 | NYJ | L | 1/0 | 4 | 1 | 3 | 0.0 | 0.0 | 0 | 0 | 0 | 0 | 0 | 0 |
| Sep 25 | Arz | W | 1/0 | 1 | 1 | 0 | 0.0 | 0.0 | 0 | 0 | 0 | 0 | 0 | 0 |
| Oct 2 | at NE | W | 1/0 | 2 | 0 | 2 | 0.0 | 0.0 | 0 | 0 | 0 | 0 | 0 | 0 |
| Oct 9 | at LAR | W | 1/0 | 1 | 1 | 0 | 0.0 | 0.0 | 0 | 0 | 0 | 0 | 0 | 0 |
| Oct 16 | SF | W | 1/1 | 4 | 3 | 1 | 0.0 | 0.0 | 0 | 0 | 0 | 0 | 0 | 0 |
| Oct 23 | at Mia | L | 1/0 | 4 | 3 | 1 | 0.0 | 0.0 | 0 | 0 | 0 | 0 | 0 | 0 |
| Oct 30 | NE | L | 1/1 | 2 | 0 | 2 | 0.0 | 0.0 | 0 | 0 | 0 | 0 | 0 | 0 |
| Nov 7 | at Sea | L | 1/1 | 0 | 0 | 0 | 0.0 | 0.0 | 0 | 0 | 0 | 0 | 0 | 0 |
| Nov 20 | at Cin | W | 1/0 | 1 | 1 | 0 | 0.0 | 0.0 | 0 | 0 | 0 | 0 | 0 | 0 |
| Nov 27 | Jax | W | 1/0 | 7 | 3 | 4 | 0.0 | 0.0 | 0 | 0 | 0 | 0 | 0 | 0 |
| Dec 4 | at Oak | L | 1/0 | 1 | 0 | 1 | 0.0 | 0.0 | 0 | 0 | 0 | 0 | 0 | 0 |
| Dec 11 | Pit | L | 1/1 | 2 | 2 | 0 | 0.0 | 0.0 | 0 | 0 | 0 | 0 | 0 | 0 |
| Dec 18 | Cle | W | 1/0 | 1 | 0 | 1 | 0.0 | 0.0 | 0 | 0 | 0 | 0 | 0 | 0 |
| Dec 24 | Mia | L | 1/0 | 5 | 5 | 0 | 0.0 | 0.0 | 0 | 0 | 1 | 0 | 0 | 0 |
| Jan 1 | at NYJ | L | 1/1 | 6 | 3 | 3 | 0.0 | 0.0 | 0 | 0 | 0 | 0 | 0 | 0 |
| **TOTALS** | | | **16/5** | **43** | **24** | **19** | **1.5** | **10.5** | **0** | **0** | **1** | **0** | **0** | **0** |

# ELVIS DUMERVIL

**58**

LB » 5-11 » 250 » LOUISVILLE

1.19.84 » MIAMI, FL » JACKSON HS, MIAMI, FL » 11TH YEAR » ACQUIRED FA IN '17

## AWARDS & HONORS

**2007:** AFC Defensive Player of the Week (Week 14)

**2008:** AFC Defensive Player of the Week (Week 14)

**2009:** AFC Pro Bowl, AP First-Team All-Pro, *ESPN.com* First-Team All-Pro, *The Sporting News* First-Team All-Pro, *Pro Football Weekly*/PFWA First-Team All-Pro, NFL Alumni Pass Rusher of the Year, Darrent Williams Good Guy Award from Denver media

**2011:** AFC Pro Bowl, Broncos Ed Block Courage Award Recipient

**2012:** AFC Pro Bowl

**2014:** Pro Bowl, AP First-Team All-Pro, AFC Defensive Player of the Week (Week 14)

**2015:** Pro Bowl

## 2017 HIGHLIGHTS

- Played in 16 games and registered 13 tackles and a team-high 6.5 sacks.
- Notched 2.0 sacks of Cardinals QB Carson Palmer at Arz. (10/1), surpassing 100.0 career sacks (101.0). It also marked his 32nd career multi-sack game and 1st as a member of the 49ers.
- Registered 1.5 sacks of Colts QB Jacoby Brissett at Ind. (10/8). It marked his 33rd career game with at least 1.5 sacks, the most in the NFL among active players since 2006.
- Brought down Giants QB Eli Manning vs. NYG (11/12).
- Registered 1.0 sack of Bears QB Mitchell Trubisky at Chi. (12/3). With the sack of Trubisky, he has notched at least 0.5 sack of 50 different QBs in his career. According to the Elias Sports Bureau, he is 1 of 4 active players with at least 0.5 sack of 50 different QBs (DE Julius Peppers; LB Terrell Suggs; DE Dwight Freeney).
- Brought down Rams QB Sean Mannion at LAR (12/31), marking his team-high 6.5 sack of the season. With that sack, he joined John Abraham as the only players to register at least 0.5 sack against all 32 NFL teams.

## DUMERVIL'S GOLDEN NUGGETS

- His last name is pronounced DOOM-ur-ville.
- Since entering the NFL in 2006, Dumervil leads all active players with 33 multi-sack performances and ranks 2nd with 105.5 total sacks.
- Won the Bronko Nagurski Award winner as the nation's top defensive player as a senior at Louisville in 2005. He was inducted into the Louisville Ring of Honor in November of 2015.
- Has been active in the community throughout his life in Miami (African American Group Foundation), Louisville (Second Chance Opportunity Center), Denver (Open Door Youth Gang Alternatives and American Group Home) and Baltimore (Helping Up Mission Coat Distribution) along with team initiatives.
- Was born to parents from Haiti and raised in "Little Haiti" in Miami, a transplant of the Caribbean culture.

## DUMERVIL'S GAME-BY-GAME

**2017**

| Date | Opp | W/L | P/S | Tot | Sol | Ast | Sk | Yds | Int | Yds | PD | FF | FR | Yds |
|---|---|---|---|---|---|---|---|---|---|---|---|---|---|---|
| Sep 10 | Car | L | 1/0 | 0 | 0 | 0 | 0.0 | 0.0 | 0 | 0 | 0 | 0 | 0 | 0 |
| Sep 17 | at Sea | L | 1/0 | 0 | 0 | 0 | 0.0 | 0.0 | 0 | 0 | 0 | 0 | 0 | 0 |
| Sep 21 | LAR | L | 1/0 | 0 | 0 | 0 | 0.0 | 0.0 | 0 | 0 | 0 | 0 | 0 | 0 |
| Oct 1 | at Arz | L | 1/0 | 2 | 2 | 0 | 2.0 | 19.0 | 0 | 0 | 0 | 0 | 0 | 0 |
| Oct 8 | at Ind | L | 1/0 | 3 | 1 | 2 | 1.5 | 13.5 | 0 | 0 | 0 | 0 | 0 | 0 |
| Oct 15 | at Was | L | 1/0 | 0 | 0 | 0 | 0.0 | 0.0 | 0 | 0 | 0 | 0 | 0 | 0 |
| Oct 22 | Dal | L | 1/0 | 1 | 1 | 0 | 0.0 | 0.0 | 0 | 0 | 0 | 0 | 0 | 0 |
| Oct 29 | at Phi | L | 1/0 | 0 | 0 | 0 | 0.0 | 0.0 | 0 | 0 | 0 | 0 | 0 | 0 |
| Nov 5 | Arz | L | 1/0 | 0 | 0 | 0 | 0.0 | 0.0 | 0 | 0 | 0 | 0 | 0 | 0 |
| Nov 12 | NYG | W | 1/0 | 1 | 1 | 0 | 1.0 | 6.0 | 0 | 0 | 0 | 0 | 0 | 0 |
| Nov 26 | Sea | L | 1/0 | 1 | 0 | 1 | 0.0 | 0.0 | 0 | 0 | 0 | 0 | 0 | 0 |
| Dec 3 | at Chi | W | 1/0 | 2 | 2 | 0 | 1.0 | 3.0 | 0 | 0 | 0 | 0 | 0 | 0 |
| Dec 10 | at Hou | W | 1/0 | 0 | 0 | 0 | 0.0 | 0.0 | 0 | 0 | 0 | 0 | 0 | 0 |
| Dec 17 | Ten | W | 1/0 | 0 | 0 | 0 | 0.0 | 0.0 | 0 | 0 | 0 | 0 | 0 | 0 |
| Dec 24 | Jax | W | 1/0 | 1 | 0 | 1 | 0.0 | 0.0 | 0 | 0 | 0 | 0 | 0 | 0 |
| Dec 31 | at LAR | W | 1/0 | 2 | 2 | 0 | 1.0 | 5.0 | 0 | 0 | 0 | 0 | 0 | 0 |
| **TOTALS** | | | **16/0** | **13** | **9** | **4** | **6.5** | **46.5** | **0** | **0** | **0** | **0** | **0** | **0** |

## CAREER HIGHLIGHTS

- Since entering the NFL in 2006, Dumervil's 105.5 career sacks ranks 2nd among all active players. Additionally since entering the league, he has totaled 33 games with 1.5-or-more sacks, the most multiple-sack games among active players.

**MOST SACKS SINCE 2006, ACTIVE PLAYERS**

| | Player | Sacks |
|---|---|---|
| 1. | Julius Peppers | 114.0 |
| **2.** | **Elvis Dumervil** | **105.5** |
| 3. | Terrell Suggs | 95.0 |
| 4. | Cameron Wake | 92.0 |
| 5. | Tamba Hali | 89.5 |

**MOST MULTI-SACK GAMES SINCE 2006 (ACTIVE)**

| | Player | Games |
|---|---|---|
| **1.** | **Elvis Dumervil** | **33** |
| 2. | Julius Peppers | 27 |
| 3. | J.J. Watt | 24 |
| 4. | Cameron Wake | 22 |
| 5. | Tamba Hali | 20 |

- With 2.0 sacks vs. Arz. (10/1/17), Dumervil became the 32nd player to reach 100.0 career sacks since sacks became an official statistic in 1982. His 105.5 sacks ranks 26th in NFL history.

**MOST CAREER SACKS SINCE 1982**

| | Player | Sacks |
|---|---|---|
| 24. | Pat Swilling | 107.5 |
| 25. | Trace Armstrong | 106.0 |
| **26.** | **Elvis Dumervil** | **105.5** |
| 27t | Kevin Carter | 104.5 |
| | Neil Smith | 104.5 |
| 29. | Jim Jeffcoat | 102.5 |

- Listed at 5-11, Dumervil is the 1st player with a listed height under 6-1 to register 100 career sacks, since 1982.
- He is 1 of 2 players (John Abraham) to register at least 0.5 sack against all 32 NFL teams.
- Dumervil has registered a sack against 51 different quarterbacks throughout his career. Andy Dalton (Cin.), Philip Rivers (LAC) and Ben Roethlisberger (Pit.) have each been sacked the most (7.0). According to the Elias Sports Bureau, he is 1 of 4 active players with at least 0.5 sack of 50 different QBs [DE Julius Peppers (75); LB Terrell Suggs (69); DE Dwight Freeney (63)].

**COMPLETE LIST OF QUARTERBACKS ELVIS DUMERVIL HAS SACKED DURING HIS CAREER**

| Quarterback | Sacks | Quarterback | Sacks |
|---|---|---|---|
| Andy Dalton | 7.0 | Colt McCoy | 1.5 |
| Philip Rivers | 7.0 | Mark Sanchez | 1.5 |
| Ben Roethlisberger | 7.0 | Brandon Weeden | 1.5 |
| Carson Palmer | 6.0 | Brett Favre | 1.0 |
| Ryan Tannehill | 4.5 | Ryan Fitzpatrick | 1.0 |
| Brady Quinn | 4.0 | Joe Flacco | 1.0 |
| Matt Cassel | 3.5 | Brian Griese | 1.0 |
| Blake Bortles | 3.0 | Caleb Hanie | 1.0 |
| Brodie Croyle | 3.0 | Matt Hasselbeck | 1.0 |
| Charlie Frye | 3.0 | Damon Huard | 1.0 |
| Eli Manning | 3.0 | Jon Kitna | 1.0 |
| Josh McCown | 3.0 | Peyton Manning | 1.0 |
| Zach Mettenberger | 2.5 | Sean Mannion | 1.0 |
| Cam Newton | 2.5 | Christian Ponder | 1.0 |
| Drew Brees | 2.0 | Matt Schaub | 1.0 |
| David Garrard | 2.0 | Geno Smith | 1.0 |
| Donovan McNabb | 2.0 | Tyler Thigpen | 1.0 |
| Aaron Rodgers | 2.0 | Mitchell Trubisky | 1.0 |
| Tony Romo | 2.0 | Michael Vick | 1.0 |
| JaMarcus Russell | 2.0 | Billy Volek | 1.0 |
| Matt Ryan | 2.0 | Carson Wentz | 1.0 |
| Andrew Walter | 2.0 | Austin Davis | 0.5 |
| Tom Brady | 1.5 | Colin Kaepernick | 0.5 |
| Jacoby Brissett | 1.5 | Tarvaris Jackson | 0.5 |
| Jason Campbell | 1.5 | Alex Smith | 0.5 |
| Mike Glennon | 1.5 | | |

## CAREER HIGHLIGHTS (CONTINUED)

- As a member of the Baltimore Ravens in 2014, Dumervil established with Ravens single-season sack record by tying his career high of 17.0 sacks, surpassing the mark set by LB Peter Boulware in 2001 (15.0 sacks).
- As a member of the Denver Broncos in 2009, Dumervil led the NFL and established the Broncos franchise record with a career-high 17.0 sacks (since broken by LB Von Miller - 18.5 in 2012), eclipsing the previous record set by LB Simon Fletcher (16.0 sacks) in 1992. He was the Broncos sack leader in four of his six playing seasons in Denver and the 1st player in Broncos history to lead the NFL in sacks.

**MOST SACKS, 2009 SEASON**

| | Player | Sacks |
|---|---|---|
| **1.** | **Elvis Dumervil (Den.)** | **17.0** |
| 2. | Jared Allen (Min.) | 14.5 |
| 3t. | LaMarr Woodley (Pit.) | 13.5 |
| | Dwight Freeney (Ind.) | 13.5 |
| 5. | Will Smith (NO) | 13.0 |

- With an NFL-best 17.0 sacks in 2009, Dumervil joined DE Dwight Freeney as one of two players to win a sack title at both the NCAA-FBS and NFL levels.
- With Denver, recorded a career-high and Denver franchise record 4.0 sacks at Cle. (9/20/09), taking down Browns QB Brady Quinn four times.

## GOLDMINE

- In 2016, Dumervil partnered with New Story, a San Francisco non-profit, to pledge the funding for the building of 58 new homes in areas of Haiti recovering from the 2010 earthquake. "It was a special experience to give back and visit where my family is from," he said. "Watching families move in after being homeless for six-plus years was incredible." As one of more than 50 NFL players of Haitian descent or were Haitian born, Dumervil plans to expand the community to over 250 homes funded by NFL players and corporate partners.

- Throughout his career in Denver, Dumervil worked with, made appearances at and helped fundraise for Open Door Youth Gang Alternatives, the oldest anti-gang program in the Denver Metropolitan Area. He spoke to and encouraged children to follow their dreams with discipline and focus while maintaining a caring and respectful attitude towards others. Dumervil acted as a celebrity bartender at a Denver bar with tips and proceeds benefitting the program. "I used to be one of these kids coming to the park and trying to do some after school programs to stay [off] the streets and stay out of trouble. So I think this is just a great deal. I think a place like this, an atmosphere, this time of brother-sisterhood can help kids at this age prosper."

## DUMERVIL'S CAREER STATISTICS

| | | | | TACKLES | | | | | INTERCEPTIONS | | | | | FUMBLES | | |
|---|---|---|---|---|---|---|---|---|---|---|---|---|---|---|---|---|
| YEAR | TEAM | GP | GS | TOT | SOL | AST | SACKS | YDS | INT | YDS | LG | TD | PD | FF | FR | YDS |
| 2006 | DEN | 13 | 0 | 19 | 15 | 4 | 8.5 | 56.5 | 0 | 0 | – | 0 | 1 | 1 | 3 | 13 |
| 2007 | DEN | 16 | 16 | 56 | 43 | 13 | 12.5 | 62.5 | 1 | 27 | 27 | 0 | 4 | 4 | 3 | 0 |
| 2008 | DEN | 16 | 15 | 44 | 30 | 14 | 5.0 | 35.0 | 0 | 0 | – | 0 | 0 | 1 | 1 | 0 |
| 2009 | DEN | 16 | 14 | 49 | 42 | 7 | 17.0 | 88.5 | 0 | 0 | – | 0 | 3 | 4 | 1 | 0 |
| 2010 | DEN | – | – | – | INJURED RESERVE (Pectoral) | | | – | – | – | – | – | – | – | – | – |
| 2011 | DEN | 14 | 14 | 42 | 31 | 11 | 9.5 | 63.0 | 0 | 0 | – | 0 | 1 | 0 | 1 | 0 |
| 2012 | DEN | 16 | 16 | 54 | 32 | 22 | 11.0 | 83.0 | 0 | 0 | – | 0 | 1 | 6 | 0 | 0 |
| 2013 | BAL | 15 | 3 | 31 | 18 | 13 | 9.5 | 64.0 | 0 | 0 | – | 0 | 2 | 2 | 0 | 0 |
| 2014 | BAL | 16 | 2 | 35 | 24 | 11 | 17.0 | 127.5 | 0 | 0 | – | 0 | 1 | 2 | 1 | 0 |
| 2015 | BAL | 16 | 16 | 48 | 29 | 19 | 6.0 | 33.0 | 0 | 0 | – | 0 | 1 | 1 | 2 | 0 |
| 2016 | BAL | 8 | 3 | 11 | 9 | 2 | 3.0 | 24.0 | 0 | 0 | – | 0 | 0 | 2 | 1 | 0 |
| 2017 | SF | 16 | 0 | 13 | 9 | 4 | 6.5 | 46.5 | 0 | 0 | – | 0 | 0 | 0 | 0 | 0 |
| **TOTALS** | | **162** | **99** | **402** | **282** | **120** | **105.5** | **683.5** | **1** | **27** | **27** | **0** | **14** | **23** | **13** | **13** |

**PLAYOFFS**

| | | | | TACKLES | | | | | INTERCEPTIONS | | | | | FUMBLES | | |
|---|---|---|---|---|---|---|---|---|---|---|---|---|---|---|---|---|
| YEAR | TEAM | GP | GS | TOT | SOL | AST | SACKS | YDS | INT | YDS | LG | TD | PD | FF | FR | YDS |
| 2011 | DEN | 2 | 2 | 3 | 2 | 1 | 1.0 | 11.0 | 0 | 0 | – | 0 | 0 | 1 | 0 | 0 |
| 2012 | DEN | 1 | 1 | 3 | 2 | 1 | 0.5 | 3.5 | 0 | 0 | – | 0 | 0 | 0 | 0 | 0 |
| 2014 | BAL | 2 | 0 | 3 | 3 | 0 | 2.0 | 18.0 | 0 | 0 | – | 0 | 0 | 0 | 0 | 0 |
| **TOTALS** | | **5** | **3** | **9** | **7** | **2** | **3.5** | **32.5** | **0** | **0** | **–** | **0** | **0** | **1** | **0** | **0** |

**Milestones:**

**NFL Debut:** vs. Bal. (10/9/06); **First Start:** at Buf. (9/7/07); **First Sack:** vs. Oak. (10/15/06 – QB Andrew Walter); **First INT:** at Buf. (9/9/07 – QB J.P. Losman); **First FF:** vs. Cin. (12/24/06 – QB Carson Palmer); **First FR:** at Cle. (10/22/06 – RB Reuben Droughns); **First Multi–Sack Game:** vs. Oak. (10/15/06 – 2.0; QB Andrew Walter); **Multi–Sack Games:** 33, Last at Arz. (10/8/17 – 1.5; QB Jacoby Brissett)

## DUMERVIL'S CAREER HIGHS

**Total Tackles:** Regular Season – 8 (2 times) Last vs. KC (1/1/12); Postseason – 3 (2 times) Last at Pit. (1/3/15)
**Solo:** Regular Season – 7 vs. Cle (9/20/09); Postseason – 3 at Pit. (1/3/15)
**Assists:** Regular Season – 7 at NE (10/7/12); Postseason – 1 (2 times) Last vs. Bal. (1/2/13)
**Sacks:** Regular Season – 4.0 vs. Cle (9/20/09); Postseason – 2.0 at Pit. (1/3/15)
**Interceptions:** Regular Season – 1 at Buf. (9/9/07)
**Passes Defensed:** Regular Season – 1 (14 times) Last vs. Jax. (11/15/15)
**Forced Fumbles:** Regular Season – 2 (2 times) Last vs. GB (10/13/13); Postseason – 1 vs. Pit. (1/8/12)
**Fumble Recoveries:** Regular Season – 2 vs. Min. (12/30/07)

## DUMVERVIL'S TRANSACTIONS

Originally a 4th–round (126th overall) draft choice by Den. in 2006...Re–signed with Den. on a one–year deal on 5/18/10...Signed a six–year extension with Den. on 7/23/10...Placed on the Injured Reserve List on 9/4/10...Released by Den. on 3/15/13...Signed a five–year deal with Bal. on 3/26/13...Released by Bal. on 3/8/17...Signed a two–year deal with SF on 6/5/17.

## 2016 (BALTIMORE)

- Saw action in 8 games (3 starts) and totaled 11 tackles, 3.0 sacks, 2 FF and 1 FR.
- Registered 1.0 sack, 1 FF and 1 FR vs. Cin. (11/27), strip-sacking Bengals QB Andy Dalton for a 5-yd. loss and recovering an aborted snap.
- Notched 1.0 sack and 1 FF vs. Phi. (12/18), strip-sacking Eagles QB Carson Wentz for an 11-yd. loss.

## 2015 (BALTIMORE)

- Started all 16 games for the 3rd time in his career and recorded 48 tackles, a team-high 6.0 sacks, 2 FR and 1 FF.
- Totaled a season-high 6 tackles and 1.0 sack at Pit. (10/1), taking down Steelers QB Mike Vick for a 6-yd. loss.
- Notched a season-best 2.0 sacks and 1 PD vs. Jax. (11/15), bringing down Jaguars QB Blake Bortles twice for a total of 10 yds.

## 2014 (BALTIMORE)

- Appeared in all 16 games (2 starts) and totaled a Ravens franchise record and career-high tying 17.0 sacks (3rd most in the NFL). Also registered 35 tackles, 2 FF, 1 FR and 1 PD.
- Notched 2.0 sacks vs. Pit. (9/11), taking down Steelers QB Ben Roethlisberger twice for a total of 15 yds.
- Recorded 2.0 sacks and 1 FR vs. Atl. (10/19), bringings down Falcons QB Matt Ryan for losses of 8 and 12-yds.
- Registered a season-high 5 tackles and 2.5 sacks vs. Ten. (11/9), sacking Titans QB Zach Mettenberger for a total of 18 yds.
- Totaled 3 tackles and 2.0 sacks at NO (11/24), twice bringing down Saints QB Drew Brees for a total of 9 yds.
- Earned AFC Defensive Player of the Week honors (Week 14) at Mia. (12/7) after recording 4 tackles, 3.5 sacks and 1 FF. It marked his 5th career game with 3.0-or-more sacks.
- Registered 3 tackles and 2.0 sacks at Pit. (1/3/15 - AFC-W), twice taking down Steelers QB Ben Roethlisberger for a total of 18 yds.

## 2013 (BALTIMORE)

- Appeared in 15 games (3 starts) and recorded 31 tackles, 9.5 sacks, 2 PDs and 2 FFs.
- Making his Ravens debut at Den. (9/5), taking down Broncos QB Peyton Manning for a 7-yd. loss.
- Recorded 2.0 sacks and a career-high tying 2 FFs vs. GB (10/13), notching two strip-sacks of Packers QB Aaron Rodgers.
- Appeared in his 100th career game, totaled a season-high 3.0 sacks vs. Cin. (11/10). It marked his 4th career game with 3.0-or-more sacks.

## 2012 (DENVER)

- Started all 16 games for the 2nd time in his career and registered 54 tackles, finished 2nd on the team with 11.0 sacks and tied for the team lead with 6 FFs.
- Sacked Falcons QB Matt Schaub in the end zone at Atl. (9/17), marking his 1st career safety.
- Recorded a strip-sack in three consecutive games, taking down and knocking the ball loose from Raiders QB Carson Palmer vs. Oak. (9/20), Patriots QB Tom Brady at NE (10/7) and Chargers QB Philip Rivers at SD (10/15).
- Registered his career-high 6th FF vs. SD (11/18), strip-sacking Chargers QB Philip Rivers for a 5-yd. loss.
- Started the team's lone playoff game vs. Bal. (1/12/13 - AFC-D), notching 3 tackles and 0.5 sack.

## 2011 (DENVER)

- Started al 14 games in which he appeared and totaled 42 tackles, 9.5 sacks, 1 PD and 1 FR.
- Recorded at least 0.5 sacks in a career-best 8 consecutive games from Week 9 through Week 16. His 9.5 sacks after 11/1 was tied for the most in the NFL.
- Notched a season-best 2.0 sacks at SD (11/27), twice taking down Chargers QB Philip Rivers for a total of 23-yds.
- Started both of the team's playoff games [vs. Pit. (1/8/12 - AFC-W) and at NE (1/14/12 - AFC-D)] and totaled 3 tackles, 1.0 sack and 1 FF.

## 2010 (DENVER)

- Suffered a pectoral injury in training camp and was placed on the Injured Reserve List on 9/4.

## 2009 (DENVER)

- Saw action in all 16 games (4 starts) and became the 1st player in team history to lead the NFL in sacks with a career-high and franchise record 17.0. Also added 49 tackles, 4 FF, 3 PDs and 1 FR. Led the NFL with 7 multi-sack performances.
- Recorded a career-high and Denver franchise record 4.0 sacks at Cle. (9/20), taking down Browns QB Brady Quinn four times.
- Registered 2.0 sacks in back to back games at Oak. (9/27) and vs. Dal. (10/4).
- Totaled 2.0 sacks vs. NYG (11/26), twice bringing down Giants QB Eli Manning.
- Recorded 2.0 sacks at Phi. (12/27), taking down Eagles QB Donovan McNabb for a season-best 23-yds. lost.

## 2008 (DENVER)

- Saw action in all 16 games (15 starts) and registered a team-high 5.0 sacks along with 44 tackles, 1 FF and 1 FR.
- Recorded season highs with 8 tackles and 2.0 sacks on *Monday Night Football* at NE (10/20), twice taking down Patriots QB Tom Brady for a total of 15-yds.
- Notched a strip-sack at NYJ (11/30), knocking the ball loose from Jets QB Brett Favre in the red zone in the 3rd Qtr.

## 2007 (DENVER)

- Was the only Broncos defensive lineman to start in all 16 games and led the team with 12.5 sacks along with 56 tackles, 4 PDs, 4 FFs, 3 FRs and 1 INT.
- Notched 3 tackles and his 1st career INT at Buf. (9/9), picking off Bills QB J.P. Losman and returning it 27-yds.
- Recorded 2.0 sacks vs. Jax. (9/23), twice taking down Jaguars QB David Garrard, including one strip-sack and subsequent fumble recovery.
- Earned AFC Defensive Player of the Week honors in Week 14 with a 5 tackles, 3.0 tackles and 1 FF vs. KC (12/9), bringing down Chiefs QB Brodie Croyle three times.
- Registered 5 tackles, 0.5 sack and a career-high 2 FRs vs. Min. (12/30).

## 2006 (DENVER)

- Appeared in 13 games as a rookie and totaled 19 tackles, 8.5 sacks, a team-high 3 FRs, 1 FF and 1 PD. His 8.5 sacks ranked 3rd among all rookies.
- Recorded 2.0 sacks vs. Oak. (10/15), twice taking down QB Andrew Walter. It marked his 1st career sacks and the 1st career multi-sack performance of his career.
- The following week, notched 3.0 sacks at Cle. (10/22), becoming the 1st NFL rookie to register 5.0 sacks in a two-game span since Bengals DE Justin Smith in 2001.

## COLLEGE

Played 44 games (24 starts) at Louisville and totaled 151 tackles, 41 TFLs, 32.0 sacks, 11 FFs, 4 PDs, 3 FRs and 1 INT. Finished his career ranked 2nd in school history in sacks and 3rd in TFLs. As a senior in 2005, led the nation with a school-record 20.0 sacks and led the country with 10 FFs. Earned several national accolades including First-Team All-America honors, the Bronko Nagurski award as the nation's best defensive player and Big East Conference Defensive Player of the Year. As a junior, saw action in 12 games (6 starts) and registered 52 tackles, 11.5 TFLs, 10.0 sacks and 1 FR. In 2003, appeared in 13 games (1 start) and recorded 28 tackles, 6 TFLs, 2.0 sacks and 1 FR. As a freshman, saw action in 7 games and notched 6 tackles and 2 TFLs.

## PERSONAL

- Majored in justice administration.
- Attended Jackson (Miami, FL) HS, where he recorded a school-record 78.0 sacks during his prep career and was a two-time all-State selection. Had 110 tackles and 30.0 sacks as a senior to earn the team's defensive MVP honors.
- His half-brother is Curry Burns, who played defensive back at Louisville (2000-02) and spent time with the Texans, Giants, Redskins and Saints.
- Born Elvis Kool Dumervil (1/19/84) in Miami, FL.

## INJURY REPORT

**2010:** Placed on the Injured Reserve List on 9/4 with a pectoral injury.

**2011:** Inactive vs. Cin. (9/18) and at Ten. (9/25) with a shoulder injury.

**2013:** Inactive vs. Min. (12/8) with an ankle injury.

**2016:** Inactive for 3 games [vs. Buf. (9/11), at Cle. (9/18) and at Jax. (9/25)] and 5 games [at NYG (10/16), at NYJ (10/23), vs. Pit. (11/6), vs. Cle. (11/10) and at Dal. (11/20)] with a foot injury.

# DUMERVIL'S GAME-BY-GAME

**2006 (Denver)**

| Date | Opp | W/L | P/S | Tot | Sol | Ast | Sk | Yds | Int | Yds | PD | FF | FR | Yds |
|---|---|---|---|---|---|---|---|---|---|---|---|---|---|---|
| Sep 10 | at StL | L | – | – | – | | INACTIVE | | – | – | – | – | – | – |
| Sep 17 | KC | W | – | – | – | | INACTIVE | | – | – | – | – | – | – |
| Sep 24 | at NE | W | – | – | – | | INACTIVE | | – | – | – | – | – | – |
| Oct 9 | Bal | W | 1/0 | 0 | 0 | 0 | 0.0 | 0.0 | 0 | 0 | 0 | 0 | 0 | 0 |
| Oct 15 | Oak | W | 1/0 | 3 | 3 | 0 | 2.0 | 15.0 | 0 | 0 | 0 | 0 | 0 | 0 |
| Oct 22 | at Cle | W | 1/0 | 3 | 3 | 0 | 3.0 | 16.0 | 0 | 0 | 0 | 0 | 0 | 0 |
| Oct 29 | Ind | L | 1/0 | 1 | 1 | 0 | 0.0 | 0.0 | 0 | 0 | 0 | 0 | 1 | 0 |
| Nov 5 | at Pit | W | 1/0 | 2 | 1 | 1 | 1.0 | 7.0 | 0 | 0 | 0 | 0 | 0 | 0 |
| Nov 12 | at Oak | W | 1/0 | 0 | 0 | 0 | 0.0 | 0.0 | 0 | 0 | 0 | 0 | 1 | 0 |
| Nov 19 | SD | L | 1/0 | 2 | 2 | 0 | 0.0 | 0.0 | 0 | 0 | 0 | 0 | 0 | 0 |
| Nov 23 | at KC | L | 1/0 | 0 | 0 | 0 | 0.0 | 0.0 | 0 | 0 | 0 | 0 | 0 | 0 |
| Dec 3 | Sea | L | 1/0 | 2 | 2 | 0 | 1.0 | 6.0 | 0 | 0 | 0 | 0 | 0 | 0 |
| Dec 10 | at SD | L | 1/0 | 1 | 0 | 1 | 0.0 | 0.0 | 0 | 0 | 0 | 0 | 0 | 0 |
| Dec 17 | at Arz | W | 1/0 | 1 | 1 | 0 | 0.0 | 0.0 | 0 | 0 | 0 | 0 | 0 | 0 |
| Dec 24 | Cin | W | 1/0 | 1 | 1 | 0 | 1.0 | 9.0 | 0 | 0 | 1 | 1 | 1 | 13 |
| Dec 31 | SF | L | 1/0 | 3 | 1 | 2 | 0.5 | 3.5 | 0 | 0 | 0 | 0 | 0 | 0 |
| **TOTALS** | | | **13/0** | **19** | **15** | **4** | **8.5** | **56.5** | **0** | **0** | **1** | **1** | **3** | **13** |

**2007 (Denver)**

| Date | Opp | W/L | P/S | Tot | Sol | Ast | Sk | Yds | Int | Yds | PD | FF | FR | Yds |
|---|---|---|---|---|---|---|---|---|---|---|---|---|---|---|
| Sep 9 | at Buf | W | 1/1 | 3 | 2 | 1 | 0.0 | 0.0 | 1 | 27 | 1 | 0 | 0 | 0 |
| Sep 16 | Oak | W | 1/1 | 3 | 2 | 1 | 2.0 | 9.0 | 0 | 0 | 0 | 0 | 0 | 0 |
| Sep 23 | Jax | L | 1/1 | 5 | 3 | 2 | 2.0 | 10.0 | 0 | 0 | 0 | 1 | 1 | 0 |
| Sep 30 | at Ind | L | 1/1 | 4 | 3 | 1 | 0.0 | 0.0 | 0 | 0 | 1 | 0 | 0 | 0 |
| Oct 7 | SD | L | 1/1 | 2 | 2 | 0 | 0.0 | 0.0 | 0 | 0 | 1 | 0 | 0 | 0 |
| Oct 21 | Pit | W | 1/1 | 6 | 6 | 0 | 2.0 | 18.0 | 0 | 0 | 0 | 1 | 0 | 0 |
| Oct 29 | GB | L | 1/1 | 1 | 1 | 0 | 0.0 | 0.0 | 0 | 0 | 0 | 0 | 0 | 0 |
| Nov 4 | at Det | L | 1/1 | 3 | 3 | 0 | 1.0 | 6.0 | 0 | 0 | 0 | 0 | 0 | 0 |
| Nov 11 | at KC | W | 1/1 | 2 | 2 | 0 | 1.0 | 3.0 | 0 | 0 | 0 | 1 | 0 | 0 |
| Nov 19 | Ten | W | 1/1 | 3 | 2 | 1 | 0.0 | 0.0 | 0 | 0 | 0 | 0 | 0 | 0 |
| Nov 25 | at Chi | L | 1/1 | 4 | 3 | 1 | 0.0 | 0.0 | 0 | 0 | 0 | 0 | 0 | 0 |
| Dec 2 | at Oak | L | 1/1 | 3 | 2 | 1 | 0.0 | 0.0 | 0 | 0 | 1 | 0 | 0 | 0 |
| Dec 9 | KC | W | 1/1 | 5 | 5 | 0 | 3.0 | 15.0 | 0 | 0 | 0 | 1 | 0 | 0 |
| Dec 13 | at Hou | L | 1/1 | 2 | 1 | 1 | 0.0 | 0.0 | 0 | 0 | 0 | 0 | 0 | 0 |
| Dec 24 | at SD | L | 1/1 | 5 | 4 | 1 | 1.0 | 0.0 | 0 | 0 | 0 | 0 | 0 | 0 |
| Dec 30 | Min | W | 1/1 | 5 | 2 | 3 | 0.5 | 1.5 | 0 | 0 | 0 | 0 | 2 | 0 |
| **TOTALS** | | | **16/16** | **56** | **43** | **13** | **12.5** | **62.5** | **1** | **27** | **4** | **4** | **3** | **0** |

**2008 (Denver)**

| Date | Opp | W/L | P/S | Tot | Sol | Ast | Sk | Yds | Int | Yds | PD | FF | FR | Yds |
|---|---|---|---|---|---|---|---|---|---|---|---|---|---|---|
| Sep 8 | at Oak | W | 1/1 | 2 | 2 | 0 | 0.0 | 0.0 | 0 | 0 | 0 | 0 | 0 | 0 |
| Sep 14 | SD | W | 1/1 | 0 | 0 | 0 | 0.0 | 0.0 | 0 | 0 | 0 | 0 | 0 | 0 |
| Sep 21 | NO | W | 1/1 | 2 | 2 | 0 | 0.0 | 0.0 | 0 | 0 | 0 | 0 | 0 | 0 |
| Sep 28 | at KC | L | 1/1 | 1 | 0 | 1 | 0.0 | 0.0 | 0 | 0 | 0 | 0 | 0 | 0 |
| Oct 5 | TB | W | 1/1 | 7 | 5 | 2 | 1.0 | 5.0 | 0 | 0 | 0 | 0 | 0 | 0 |
| Oct 12 | Jax | L | 1/1 | 2 | 2 | 0 | 0.0 | 0.0 | 0 | 0 | 0 | 0 | 1 | 0 |
| Oct 20 | at NE | L | 1/0 | 8 | 5 | 3 | 2.0 | 15.0 | 0 | 0 | 0 | 0 | 0 | 0 |
| Nov 2 | Mia | L | 1/1 | 4 | 3 | 1 | 0.0 | 0.0 | 0 | 0 | 0 | 0 | 0 | 0 |
| Nov 6 | at Cle | W | 1/1 | 4 | 2 | 2 | 0.0 | 0.0 | 0 | 0 | 0 | 0 | 0 | 0 |
| Nov 16 | at Atl | W | 1/1 | 0 | 0 | 0 | 0.0 | 0.0 | 0 | 0 | 0 | 0 | 0 | 0 |
| Nov 23 | Oak | L | 1/1 | 2 | 2 | 0 | 0.0 | 0.0 | 0 | 0 | 0 | 0 | 0 | 0 |
| Nov 30 | at NYJ | W | 1/1 | 3 | 2 | 1 | 1.0 | 5.0 | 0 | 0 | 0 | 1 | 0 | 0 |
| Dec 7 | KC | W | 1/1 | 2 | 1 | 1 | 1.0 | 10.0 | 0 | 0 | 0 | 0 | 0 | 0 |
| Dec 14 | at Car | L | 1/1 | 1 | 0 | 1 | 0.0 | 0.0 | 0 | 0 | 0 | 0 | 0 | 0 |
| Dec 21 | Buf | L | 1/1 | 5 | 3 | 2 | 0.0 | 0.0 | 0 | 0 | 0 | 0 | 0 | 0 |
| Dec 28 | at SD | L | 1/1 | 1 | 1 | 0 | 0.0 | 0.0 | 0 | 0 | 0 | 0 | 0 | 0 |
| **TOTALS** | | | **16/15** | **44** | **30** | **14** | **5.0** | **35.0** | **0** | **0** | **0** | **1** | **1** | **0** |

**2009 (Denver)**

| Date | Opp | W/L | P/S | Tot | Sol | Ast | Sk | Yds | Int | Yds | PD | FF | FR | Yds |
|---|---|---|---|---|---|---|---|---|---|---|---|---|---|---|
| Sep 13 | at Cin | W | 1/1 | 2 | 2 | 0 | 0.0 | 0.0 | 0 | 0 | 1 | 0 | 0 | 0 |
| Sep 20 | Cle | W | 1/1 | 7 | 7 | 0 | 4.0 | 15.0 | 0 | 0 | 1 | 1 | 0 | 0 |
| Sep 27 | at Oak | W | 1/1 | 5 | 5 | 0 | 2.0 | 15.0 | 0 | 0 | 0 | 0 | 0 | 0 |
| Oct 4 | Dal | W | 1/1 | 3 | 3 | 0 | 2.0 | 5.0 | 0 | 0 | 0 | 0 | 0 | 0 |
| Oct 11 | NE | W | 1/1 | 1 | 1 | 0 | 0.0 | 0.0 | 0 | 0 | 0 | 0 | 1 | 0 |
| Oct 19 | at SD | W | 1/1 | 5 | 4 | 1 | 2.0 | 7.0 | 0 | 0 | 0 | 1 | 0 | 0 |
| Nov 1 | at Bal | L | 1/1 | 3 | 2 | 1 | 0.0 | 0.0 | 0 | 0 | 0 | 0 | 0 | 0 |
| Nov 9 | Pit | L | 1/1 | 1 | 0 | 1 | 0.5 | 5.0 | 0 | 0 | 0 | 0 | 0 | 0 |
| Nov 15 | at Was | L | 1/1 | 4 | 2 | 2 | 1.5 | 4.5 | 0 | 0 | 1 | 0 | 0 | 0 |
| Nov 22 | SD | L | 1/1 | 3 | 2 | 1 | 0.0 | 0.0 | 0 | 0 | 0 | 0 | 0 | 0 |
| Nov 26 | NYG | W | 1/0 | 3 | 3 | 0 | 2.0 | 11.0 | 0 | 0 | 0 | 1 | 0 | 0 |
| Dec 6 | at KC | W | 1/1 | 6 | 6 | 0 | 1.0 | 3.0 | 0 | 0 | 0 | 0 | 0 | 0 |
| Dec 13 | at Ind | L | 1/1 | 2 | 2 | 0 | 0.0 | 0.0 | 0 | 0 | 0 | 0 | 0 | 0 |
| Dec 20 | Oak | L | 1/1 | 1 | 0 | 1 | 0.0 | 0.0 | 0 | 0 | 0 | 0 | 0 | 0 |
| Dec 27 | at Phi | L | 1/0 | 2 | 2 | 0 | 2.0 | 23.0 | 0 | 0 | 0 | 1 | 0 | 0 |
| Jan 3 | KC | L | 1/1 | 1 | 1 | 0 | 0.0 | 0.0 | 0 | 0 | 0 | 0 | 0 | 0 |
| **TOTALS** | | | **16/14** | **49** | **42** | **7** | **17.0** | **88.5** | **0** | **0** | **3** | **4** | **1** | **0** |

**2010 (Denver)**

| Date | Opp | W/L | P/S | Tot | Sol | Ast | Sk | Yds | Int | Yds | PD | FF | FR | Yds |
|---|---|---|---|---|---|---|---|---|---|---|---|---|---|---|
| PLACED ON INJURED RESERVE (Pectoral) ON 9/4 | | | | | | | | | | | | | | |
| **TOTALS** | | – | – | – | – | – | – | – | – | – | – | – | – | – |

**2011 (Denver)**

| Date | Opp | W/L | P/S | Tot | Sol | Ast | Sk | Yds | Int | Yds | PD | FF | FR | Yds |
|---|---|---|---|---|---|---|---|---|---|---|---|---|---|---|
| Sep 12 | Oak | L | 1/1 | 0 | 0 | 0 | 0.0 | 0.0 | 0 | 0 | 0 | 0 | 0 | 0 |
| Sep 18 | Cin | W | – | INACTIVE (Shoulder) | | | | | – | – | – | – | – | – |
| Sep 25 | at Ten | L | – | INACTIVE (Shoulder) | | | | | – | – | – | – | – | – |
| Oct 2 | at GB | L | 1/1 | 1 | 1 | 0 | 0.0 | 0.0 | 0 | 0 | 0 | 0 | 0 | 0 |
| Oct 9 | SD | L | 1/1 | 3 | 3 | 0 | 0.0 | 0.0 | 0 | 0 | 0 | 0 | 0 | 0 |
| Oct 23 | at Mia | W | 1/1 | 1 | 1 | 0 | 0.0 | 0.0 | 0 | 0 | 0 | 0 | 0 | 0 |
| Oct 30 | Det | L | 1/1 | 3 | 2 | 1 | 0.0 | 0.0 | 0 | 0 | 0 | 0 | 0 | 0 |
| Nov 6 | at Oak | W | 1/1 | 3 | 2 | 1 | 1.5 | 12.5 | 0 | 0 | 1 | 0 | 0 | 0 |
| Nov 13 | at KC | W | 1/1 | 1 | 0 | 1 | 0.5 | 2.5 | 0 | 0 | 0 | 0 | 0 | 0 |
| Nov 17 | NYJ | W | 1/1 | 3 | 2 | 1 | 1.5 | 5.0 | 0 | 0 | 0 | 0 | 0 | 0 |
| Nov 27 | at SD | W | 1/1 | 5 | 3 | 2 | 2.0 | 23.0 | 0 | 0 | 0 | 0 | 0 | 0 |
| Dec 4 | at Min | W | 1/1 | 4 | 2 | 2 | 1.0 | 4.0 | 0 | 0 | 0 | 0 | 0 | 0 |
| Dec 11 | Chi | W | 1/1 | 5 | 5 | 0 | 1.0 | 5.0 | 0 | 0 | 0 | 0 | 1 | 0 |
| Dec 18 | NE | L | 1/1 | 2 | 1 | 1 | 1.0 | 6.0 | 0 | 0 | 0 | 0 | 0 | 0 |
| Dec 24 | at Buf | L | 1/1 | 3 | 3 | 0 | 1.0 | 5.0 | 0 | 0 | 0 | 0 | 0 | 0 |
| Jan 1 | KC | L | 1/1 | 8 | 6 | 2 | 0.0 | 0.0 | 0 | 0 | 0 | 0 | 0 | 0 |
| **TOTALS** | | | **14/14** | **42** | **31** | **11** | **9.5** | **63.0** | **0** | **0** | **1** | **0** | **1** | **0** |

**2011 Postseason (Denver)**

| Date | Opp | W/L | P/S | Tot | Sol | Ast | Sk | Yds | Int | Yds | PD | FF | FR | Yds |
|---|---|---|---|---|---|---|---|---|---|---|---|---|---|---|
| Jan 8 | Pit | W | 1/1 | 2 | 2 | 0 | 1.0 | 11.0 | 0 | 0 | 0 | 1 | 0 | 0 |
| Jan 14 | at NE | L | 1/1 | 1 | 0 | 1 | 0.0 | 0.0 | 0 | 0 | 0 | 0 | 0 | 0 |
| **TOTALS** | | | **2/2** | **3** | **2** | **1** | **1.0** | **11.0** | **0** | **0** | **0** | **1** | **0** | **0** |

# DUMERVIL'S GAME-BY-GAME

**2012 (Denver)**

| Date | Opp | W/L | P/S | Tot | Sol | Ast | Sk | Yds | Int | Yds | PD | FF | FR | Yds |
|---|---|---|---|---|---|---|---|---|---|---|---|---|---|---|
| Sep 9 | Pit | W | 1/1 | 4 | 2 | 2 | 0.0 | 0.0 | 0 | 0 | 0 | 0 | 0 | 0 |
| Sep 17 | at Atl | L | 1/1 | 3 | 2 | 1 | 0.0 | 0.0 | 0 | 0 | 0 | 0 | 0 | 0 |
| Sep 23 | Hou | L | 1/1 | 5 | 4 | 1 | 1.0 | 6.0 | 0 | 0 | 0 | 0 | 0 | 0 |
| Sep 30 | Oak | W | 1/1 | 4 | 2 | 2 | 1.5 | 9.0 | 0 | 0 | 0 | 1 | 0 | 0 |
| Oct 7 | at NE | L | 1/1 | 7 | 0 | 7 | 0.5 | 10.0 | 0 | 0 | 0 | 1 | 0 | 0 |
| Oct 15 | at SD | W | 1/1 | 5 | 5 | 0 | 2.0 | 9.0 | 0 | 0 | 1 | 2 | 0 | 0 |
| Oct 28 | NO | W | 1/1 | 1 | 0 | 1 | 0.0 | 0.0 | 0 | 0 | 0 | 0 | 0 | 0 |
| Nov 4 | at Cin | W | 1/1 | 5 | 3 | 2 | 1.0 | 6.0 | 0 | 0 | 0 | 0 | 0 | 0 |
| Nov 11 | at Car | W | 1/1 | 2 | 2 | 0 | 1.0 | 9.0 | 0 | 0 | 0 | 1 | 0 | 0 |
| Nov 18 | SD | W | 1/1 | 6 | 4 | 2 | 1.0 | 5.0 | 0 | 0 | 0 | 1 | 0 | 0 |
| Nov 25 | at KC | W | 1/1 | 2 | 2 | 0 | 0.0 | 0.0 | 0 | 0 | 0 | 0 | 0 | 0 |
| Dec 2 | TB | W | 1/1 | 2 | 2 | 0 | 0.0 | 0.0 | 0 | 0 | 0 | 0 | 0 | 0 |
| Dec 6 | at Oak | W | 1/1 | 0 | 0 | 0 | 0.0 | 0.0 | 0 | 0 | 0 | 0 | 0 | 0 |
| Dec 16 | at Bal | W | 1/1 | 3 | 2 | 1 | 1.0 | 14.0 | 0 | 0 | 0 | 0 | 0 | 0 |
| Dec 23 | Cle | W | 1/1 | 4 | 1 | 3 | 2.0 | 15.0 | 0 | 0 | 0 | 0 | 0 | 0 |
| Dec 30 | KC | W | 1/1 | 1 | 1 | 0 | 0.0 | 0.0 | 0 | 0 | 0 | 0 | 0 | 0 |
| **TOTALS** | | | **16/16** | **54** | **32** | **22** | **11.0** | **83.0** | **0** | **0** | **1** | **6** | **0** | **0** |

**2012 Postseason (Denver)**

| Date | Opp | W/L | P/S | Tot | Sol | Ast | Sk | Yds | Int | Yds | PD | FF | FR | Yds |
|---|---|---|---|---|---|---|---|---|---|---|---|---|---|---|
| Jan 12 | Bal | L | 1/1 | 3 | 2 | 1 | 0.5 | 3.5 | 0 | 0 | 0 | 0 | 0 | 0 |
| **TOTALS** | | | **1/1** | **3** | **2** | **1** | **0.5** | **3.5** | **0** | **0** | **0** | **0** | **0** | **0** |

**2013 (Baltimore)**

| Date | Opp | W/L | P/S | Tot | Sol | Ast | Sk | Yds | Int | Yds | PD | FF | FR | Yds |
|---|---|---|---|---|---|---|---|---|---|---|---|---|---|---|
| Sep 5 | at Den | L | 1/1 | 2 | 1 | 1 | 1.0 | 7.0 | 0 | 0 | 0 | 0 | 0 | 0 |
| Sep 15 | Cle | W | 1/0 | 4 | 2 | 2 | 1.0 | 9.0 | 0 | 0 | 0 | 0 | 0 | 0 |
| Sep 22 | Hou | W | 1/0 | 2 | 0 | 2 | 0.0 | 0.0 | 0 | 0 | 0 | 0 | 0 | 0 |
| Sep 29 | at Buf | L | 1/0 | 3 | 2 | 1 | 0.0 | 0.0 | 0 | 0 | 0 | 0 | 0 | 0 |
| Oct 6 | at Mia | W | 1/1 | 2 | 2 | 0 | 1.0 | 5.0 | 0 | 0 | 1 | 0 | 0 | 0 |
| Oct 13 | GB | L | 1/1 | 3 | 2 | 1 | 2.0 | 11.0 | 0 | 0 | 0 | 2 | 0 | 0 |
| Oct 20 | at Pit | L | 1/0 | 3 | 1 | 2 | 0.5 | 3.0 | 0 | 0 | 0 | 0 | 0 | 0 |
| Nov 3 | at Cle | L | 1/0 | 0 | 0 | 0 | 0.0 | 0.0 | 0 | 0 | 0 | 0 | 0 | 0 |
| Nov 10 | Cin | W | 1/0 | 3 | 3 | 0 | 3.0 | 21.0 | 0 | 0 | 1 | 0 | 0 | 0 |
| Nov 17 | at Chi | L | 1/0 | 0 | 0 | 0 | 0.0 | 0.0 | 0 | 0 | 0 | 0 | 0 | 0 |
| Nov 24 | NYJ | W | 1/0 | 3 | 2 | 1 | 1.0 | 8.0 | 0 | 0 | 0 | 0 | 0 | 0 |
| Nov 28 | Pit | W | 1/0 | 3 | 1 | 2 | 0.0 | 0.0 | 0 | 0 | 0 | 0 | 0 | 0 |
| Dec 8 | Min | W | – | INACTIVE (Ankle) | | | | – | – | – | – | – | – | – |
| Dec 16 | at Det | W | 1/0 | 2 | 2 | 0 | 0.0 | 0.0 | 0 | 0 | 0 | 0 | 0 | 0 |
| Dec 22 | NE | L | 1/0 | 1 | 0 | 1 | 0.0 | 0.0 | 0 | 0 | 0 | 0 | 0 | 0 |
| Dec 29 | at Cin | L | 1/0 | 0 | 0 | 0 | 0.0 | 0.0 | 0 | 0 | 0 | 0 | 0 | 0 |
| **TOTALS** | | | **15/3** | **31** | **18** | **13** | **9.5** | **64.0** | **0** | **0** | **2** | **2** | **0** | **0** |

**2014 (Baltimore)**

| Date | Opp | W/L | P/S | Tot | Sol | Ast | Sk | Yds | Int | Yds | PD | FF | FR | Yds |
|---|---|---|---|---|---|---|---|---|---|---|---|---|---|---|
| Sep 7 | Cin | L | 1/0 | 1 | 0 | 1 | 0.0 | 0.0 | 0 | 0 | 0 | 0 | 0 | 0 |
| Sep 11 | Pit | W | 1/0 | 2 | 2 | 0 | 2.0 | 15.0 | 0 | 0 | 0 | 0 | 0 | 0 |
| Sep 21 | at Cle | W | 1/0 | 0 | 0 | 0 | 0.0 | 0.0 | 0 | 0 | 0 | 0 | 0 | 0 |
| Sep 28 | Car | W | 1/0 | 3 | 2 | 1 | 1.5 | 14.0 | 0 | 0 | 0 | 0 | 0 | 0 |
| Oct 5 | at Ind | L | 1/0 | 1 | 0 | 1 | 0.0 | 0.0 | 0 | 0 | 0 | 0 | 0 | 0 |
| Oct 12 | at TB | W | 1/0 | 3 | 1 | 2 | 1.5 | 12.5 | 0 | 0 | 0 | 1 | 0 | 0 |
| Oct 19 | Atl | W | 1/0 | 2 | 2 | 0 | 2.0 | 20.0 | 0 | 0 | 0 | 0 | 1 | 0 |
| Oct 26 | at Cin | L | 1/0 | 1 | 1 | 0 | 0.0 | 0.0 | 0 | 0 | 0 | 0 | 0 | 0 |
| Nov 2 | at Pit | L | 1/0 | 3 | 3 | 0 | 1.0 | 6.0 | 0 | 0 | 0 | 0 | 0 | 0 |
| Nov 9 | Ten | W | 1/0 | 5 | 3 | 2 | 2.5 | 18.0 | 0 | 0 | 0 | 0 | 0 | 0 |
| Nov 24 | at NO | W | 1/0 | 3 | 3 | 0 | 2.0 | 9.0 | 0 | 0 | 0 | 0 | 0 | 0 |
| Nov 30 | SD | L | 1/1 | 0 | 0 | 0 | 0.0 | 0.0 | 0 | 0 | 1 | 0 | 0 | 0 |
| Dec 7 | at Mia | W | 1/1 | 4 | 3 | 1 | 3.5 | 25.0 | 0 | 0 | 0 | 1 | 0 | 0 |
| Dec 14 | Jax | W | 1/0 | 1 | 0 | 1 | 1.0 | 8.0 | 0 | 0 | 0 | 0 | 0 | 0 |
| Dec 21 | at Hou | L | 1/0 | 1 | 1 | 0 | 0.0 | 0.0 | 0 | 0 | 0 | 0 | 0 | 0 |
| Dec 28 | Cle | W | 1/0 | 5 | 3 | 2 | 0.0 | 0.0 | 0 | 0 | 0 | 0 | 0 | 0 |
| **TOTALS** | | | **16/2** | **35** | **24** | **11** | **17.0** | **127.5** | **0** | **0** | **1** | **2** | **1** | **0** |

**2014 Postseason (Baltimore)**

| Date | Opp | W/L | P/S | Tot | Sol | Ast | Sk | Yds | Int | Yds | PD | FF | FR | Yds |
|---|---|---|---|---|---|---|---|---|---|---|---|---|---|---|
| Jan 3 | at Pit | W | 1/0 | 3 | 3 | 0 | 2.0 | 18.0 | 0 | 0 | 0 | 0 | 0 | 0 |
| Jan 10 | at NE | L | 1/0 | 0 | 0 | 0 | 0.0 | 0.0 | 0 | 0 | 0 | 0 | 0 | 0 |
| **TOTALS** | | | **5/0** | **8** | **8** | **0** | **0.0** | **0.0** | **0** | **0** | **0** | **0** | **0** | **0** |

**2015 (Baltimore)**

| Date | Opp | W/L | P/S | Tot | Sol | Ast | Sk | Yds | Int | Yds | PD | FF | FR | Yds |
|---|---|---|---|---|---|---|---|---|---|---|---|---|---|---|
| Sep 13 | at Den | L | 1/1 | 2 | 2 | 0 | 0.0 | 0.0 | 0 | 0 | 0 | 0 | 0 | 0 |
| Sep 20 | at Oak | L | 1/1 | 2 | 2 | 0 | 0.0 | 0.0 | 0 | 0 | 0 | 0 | 0 | 0 |
| Sep 27 | Cin | L | 1/1 | 2 | 2 | 0 | 1.0 | 3.0 | 0 | 0 | 0 | 1 | 0 | 0 |
| Oct 1 | at Pit | W | 1/1 | 6 | 5 | 1 | 1.0 | 6.0 | 0 | 0 | 0 | 0 | 0 | 0 |
| Oct 11 | Cle | L | 1/1 | 2 | 0 | 2 | 0.0 | 0.0 | 0 | 0 | 0 | 0 | 0 | 0 |
| Oct 18 | at SF | L | 1/1 | 5 | 3 | 2 | 0.5 | 4.0 | 0 | 0 | 0 | 0 | 0 | 0 |
| Oct 26 | at Arz | L | 1/1 | 1 | 0 | 1 | 0.0 | 0.0 | 0 | 0 | 0 | 0 | 0 | 0 |
| Nov 1 | SD | W | 1/1 | 5 | 3 | 2 | 0.0 | 0.0 | 0 | 0 | 0 | 0 | 0 | 0 |
| Nov 15 | Jax | L | 1/1 | 4 | 2 | 2 | 2.0 | 10.0 | 0 | 0 | 1 | 0 | 0 | 0 |
| Nov 22 | StL | W | 1/1 | 3 | 1 | 2 | 0.0 | 0.0 | 0 | 0 | 0 | 0 | 1 | 0 |
| Nov 30 | at Cle | W | 1/1 | 4 | 3 | 1 | 1.5 | 10.0 | 0 | 0 | 0 | 0 | 0 | 0 |
| Dec 6 | at Mia | L | 1/1 | 3 | 2 | 1 | 0.0 | 0.0 | 0 | 0 | 0 | 0 | 0 | 0 |
| Dec 13 | Sea | L | 1/1 | 2 | 0 | 2 | 0.0 | 0.0 | 0 | 0 | 0 | 0 | 1 | 0 |
| Dec 20 | KC | L | 1/1 | 2 | 2 | 0 | 0.0 | 0.0 | 0 | 0 | 0 | 0 | 0 | 0 |
| Dec 27 | Pit | W | 1/1 | 2 | 0 | 2 | 0.0 | 0.0 | 0 | 0 | 0 | 0 | 0 | 0 |
| Jan 3 | at Cin | L | 1/1 | 3 | 2 | 1 | 0.0 | 0.0 | 0 | 0 | 0 | 0 | 0 | 0 |
| **TOTALS** | | | **16/16** | **48** | **29** | **19** | **6.0** | **33.0** | **0** | **0** | **1** | **1** | **2** | **0** |

**2016 (Baltimore)**

| Date | Opp | W/L | P/S | Tot | Sol | Ast | Sk | Yds | Int | Yds | PD | FF | FR | Yds |
|---|---|---|---|---|---|---|---|---|---|---|---|---|---|---|
| Sep 11 | Buf | W | – | – | INACTIVE (Foot) | | | | – | – | – | – | – | – |
| Sep 18 | at Cle | W | – | – | INACTIVE (Foot) | | | | – | – | – | – | – | – |
| Sep 25 | at Jax | W | – | – | INACTIVE (Foot) | | | | – | – | – | – | – | – |
| Oct 2 | Oak | L | 1/0 | 0 | 0 | 0 | 0.0 | 0.0 | 0 | 0 | 0 | 0 | 0 | 0 |
| Oct 9 | Was | L | 1/0 | 0 | 0 | 0 | 0.0 | 0.0 | 0 | 0 | 0 | 0 | 0 | 0 |
| Oct 16 | at NYG | L | – | – | INACTIVE (Foot) | | | | – | – | – | – | – | – |
| Oct 23 | at NYJ | L | – | – | INACTIVE (Foot) | | | | – | – | – | – | – | – |
| Nov 6 | Pit | W | – | – | INACTIVE (Foot) | | | | – | – | – | – | – | – |
| Nov 10 | Cle | W | – | – | INACTIVE (Foot) | | | | – | – | – | – | – | – |
| Nov 20 | at Dal | L | – | – | INACTIVE (Foot) | | | | – | – | – | – | – | – |
| Nov 27 | Cin | W | 1/0 | 1 | 1 | 0 | 1.0 | 5.0 | 0 | 0 | 0 | 1 | 1 | 0 |
| Dec 4 | Mia | W | 1/1 | 1 | 1 | 0 | 0.0 | 0.0 | 0 | 0 | 0 | 0 | 0 | 0 |
| Dec 12 | at NE | L | 1/0 | 1 | 1 | 0 | 0.0 | 0.0 | 0 | 0 | 0 | 0 | 0 | 0 |
| Dec 18 | Phi | W | 1/0 | 4 | 3 | 1 | 1.0 | 11.0 | 0 | 0 | 0 | 1 | 0 | 0 |
| Dec 25 | at Pit | L | 1/1 | 1 | 1 | 0 | 0.0 | 0.0 | 0 | 0 | 0 | 0 | 0 | 0 |
| Jan 1 | at Cin | L | 1/1 | 3 | 2 | 1 | 1.0 | 8.0 | 0 | 0 | 0 | 0 | 0 | 0 |
| **TOTALS** | | | **8/3** | **11** | **9** | **2** | **3.0** | **24.0** | **0** | **0** | **0** | **2** | **1** | **0** |

# ANTONE EXUM JR.

40

DB » 6-0 » 219 » VIRGINIA TECH

2.27.91 » GLEN ALLEN, VA » DEEP RUN HS, GLEN ALLEN, VA » 4TH YEAR » ACQUIRED FA IN '17

## 2017 HIGHLIGHTS

- Signed by the 49ers on 11/7, he played in 2 games (1 start) and registered 3 tackles.

## GOLDMINE

- In June of 2016, Exum Jr. hosted his Inaugural "Bravehearts" Youth Football Camp at Deep Run High School in Glen Allen, VA where he attended school and eventually earned a scholarship to Virginia Tech. At the camp, Exum was joined by former Virginia Tech teammate and current Buffalo Bills QB Tyrod Taylor, as well as other NFL friends. "We really wanted to give these kids a fun experience," said Exum Jr., who spent the day taking the kids through drills, teaching them football skills and enhancing their knowledge on and off the field. "As far as life lessons, the name 'Braveheart,' I told them that it means you can do anything if you put your mind to it."
- As a member of the Minnesota Vikings in October 2014, Exum Jr. helped host the Fourth Annual 'A Crucial Catch' luncheon to honor breast cancer survivors in the Minneapolis area. Exum Jr. says he has a great deal of respect for women dealing with breast cancer since he learned toughness and tenacity from his mother, Barbara, a breast cancer survivor. Said Exum Jr., "She really reinforced the fact that just because adversity presents itself, it doesn't have to win. Nobody is a better example of that than my mother."

## EXUM JR.'S GOLDEN NUGGETS

- His first name is pronounced ANN-tone.
- While playing at Virginia Tech, was named MVP of the Russell Athletic Bowl in 2012 after registering 1 INT against Rutgers.
- Played both QB and DB at Deep Run (Glen Allen, VA) HS, where he accounted for 2,357 yds. and 30 TDs during his senior season in 2008.

## EXUM JR.'S GAME-BY-GAME

| 2017 Date | Opp | W/L | P/S | Tot | Sol | Ast | Sk | Yds | Int | Yds | PD | FF | FR | Yds |
|---|---|---|---|---|---|---|---|---|---|---|---|---|---|---|
| | | | | SIGNED BY SF ON 11/7 | | | | | | | | | | |
| Nov 12 | NYG | W | 1/0 | 0 | 0 | 0 | 0.0 | 0.0 | 0 | 0 | 0 | 0 | 0 | 0 |
| Nov 26 | Sea | L | 1/1 | 3 | 2 | 1 | 0.0 | 0.0 | 0 | 0 | 0 | 0 | 0 | 0 |
| Dec 3 | at Chi | W | – | – | INACTIVE | | | – | – | – | – | – | – | – |
| Dec 10 | at Hou | W | – | – | INACTIVE | | | – | – | – | – | – | – | – |
| Dec 17 | Ten | W | – | – | INACTIVE | | | – | – | – | – | – | – | – |
| Dec 24 | Jax | W | – | – | INACTIVE | | | – | – | – | – | – | – | – |
| Dec 31 | at LAR | W | – | – | INACTIVE | | | – | – | – | – | – | – | – |
| **TOTALS** | | | **2/1** | **3** | **2** | **1** | **0.0** | **0.0** | **0** | **0** | **0** | **0** | **0** | **0** |

## EXUM JR.'S CAREER STATISTICS

| | | | | TACKLES | | | | | INTERCEPTIONS | | | | | FUMBLES | | |
|---|---|---|---|---|---|---|---|---|---|---|---|---|---|---|---|---|
| YEAR | TEAM | GP | GS | TOT | SOL | AST | SACKS | YDS | INT | YDS | LG | TD | PD | FF | FR | YDS |
| 2014 | MIN | 15 | 0 | 2 | 2 | 0 | 0.0 | 0.0 | 0 | 0 | – | 0 | 0 | 0 | 0 | 0 |
| 2015 | MIN | 12 | 2 | 16 | 12 | 4 | 0.0 | 0.0 | 0 | 0 | – | 0 | 0 | 1 | 2 | 0 |
| 2016 | MIN | – | – | – | INJURED RESERVE (Leg) | | | – | – | – | – | – | – | – | – | – |
| 2017 | SF | 2 | 1 | 3 | 2 | 1 | 0.0 | 0.0 | 0 | 0 | – | 0 | 0 | 0 | 0 | 0 |
| **TOTALS** | | **29** | **3** | **21** | **16** | **5** | **0.0** | **0.0** | **0** | **0** | **–** | **0** | **0** | **1** | **2** | **0** |

**PLAYOFFS**

| | | | | TACKLES | | | | | INTERCEPTIONS | | | | | FUMBLES | | |
|---|---|---|---|---|---|---|---|---|---|---|---|---|---|---|---|---|
| YEAR | TEAM | GP | GS | TOT | SOL | AST | SACKS | YDS | INT | YDS | LG | TD | PD | FF | FR | YDS |
| 2015 | MIN | – | – | – | INJURED RESERVE (Rib/Shoulder) | | | | – | – | – | – | – | – | – | – |
| **TOTALS** | | **–** | **–** | **–** | **–** | **–** | **–** | **–** | **–** | **–** | **–** | **–** | **–** | **–** | **–** | **–** |

**Additional Statistics:**
**Special Teams Tackles – 13:** 2014 (7); 2015 (6)
**Special Teams Fumble Recoveries – 1:** 2014 (1)

**Milestones:**
**NFL Debut:** at StL (9/7/14); **First Start:** at Atl. (11/29/15); **First FR:** at Atl. (11/29/15 – RB Tevin Coleman) **First FF:** vs. Sea. (12/6/15 – RB Thomas Rawls)

## EXUM JR.'S CAREER HIGHS

**Total Tackles:** 9 at Atl. (11/29/15)
**Solo:** 6 at Atl. (11/29/15)
**Assists:** 3 at Atl. (11/29/15)
**Fumble Recoveries:** 1 (2 times) Last vs. Sea. (12/6/15)
**Forced Fumbles:** 1 at Atl. (11/29/15)

## EXUM JR.'S TRANSACTIONS

Originally a 6th–round (182nd overall) draft choice by Min. in 2014...Placed on the Injured Reserve List on 12/8/15...Placed on the Injured Reserve List on 8/31/16...Waived by Min. on 9/16/17...Signed a one–year deal with SF on 11/7/17.

## 2016 (MINNESOTA)

- Missed the entire season after being placed on the Injured Reserve List on 8/31 with a leg injury.

## 2015 (MINNESOTA)

- Saw action in 12 games (2 starts), finishing with 16 tackles, 2 FR and 1 FF. Also added 6 tackles on special teams. Finished the season on the Injured Reserve List.
- In his 1st career start at Atl. (11/29), registered a career-high 9 tackles and the 1st FR of his career, recovering a Falcons RB Tevin Coleman fumble.
- Registered 5 tackles, 1 FF and 1 FR vs. Sea. (12/6). On the same play, forced and recovered a Seahawks RB Thomas Rawls fumble, his 1st FF of his career.

## 2014 (MINNESOTA)

- Appeared in 15 games, where he registered 2 tackles on defense and 7 tackles on special teams.
- Made 1 tackle in his NFL debut at StL (9/7).

## COLLEGE

In five years at Virginia Tech (2009-13), appeared in 44 games (35 starts) and registered 186 tackles, 36 PDs, 6 INTs, 5 FFs, 2 FRs and 1.5 sacks. As a senior in 2013, started in 3 games, adding 4 tackles and 1 PD. Earned Second-Team All-ACC honors as a junior in 2012 after starting all 13 games and registering 48 tackles, 16 PDs, a team-high 5 INTs, 2 FF and 1 FR. In 2011, started 14 games and led the team with 89 tackles to go along with 10 PDs, 2 FF, 1.5 sacks, 1 FR, and 1 INT, earning Honorable Mention All-ACC honors. Appeared in 14 games (5 starts) in 2010, finishing with 45 tackles, 9 PDs and 1 FF. Redshirted in 2009.

## PERSONAL

- Attended Deep Run (Glen Allen, VA) HS where he accounted for 2,357 yds. and 30 TDs during his senior season, including 6 TDs on returns. Ran for 745 yds. and 15 TDs to go along with 978 yds. and 9 TDs passing. Was a first-team all-group AAA selection by the Associated Press as a kick returner in 2008. Threw for 860 yds. and rushed for 658 yds. and 13 TDs as a junior. On the defensive side of the ball, registered 20 tackles and 3 INTs that season.
- Graduated with a degree in finance and later worked on a second degree in marketing at Virginia Tech.
- Born Antone Chavez Exum (2/27/91) in Richmond, VA.

## INJURY REPORT

**2014:** Inactive vs. Was. (11/2) with an ankle/shoulder injury.

**2015:** Placed on the Injured Reserve List on 12/8 with a rib/shoulder injury.

**2016:** Placed on the Injured Reserve List on 8/31 with a leg injury.

## EXUM JR.'S GAME-BY-GAME

**2014 (Minnesota)**

| Date | Opp | W/L | P/S | Tot | Sol | Ast | Sk | Yds | Int | Yds | PD | FF | FR | Yds |
|---|---|---|---|---|---|---|---|---|---|---|---|---|---|---|
| Sep 7 | at StL | W | 1/0 | 1 | 1 | 0 | 0.0 | 0.0 | 0 | 0 | 0 | 0 | 0 | 0 |
| Sep 14 | NE | L | 1/0 | 0 | 0 | 0 | 0.0 | 0.0 | 0 | 0 | 0 | 0 | 0 | 0 |
| Sep 21 | at NO | L | 1/0 | 0 | 0 | 0 | 0.0 | 0.0 | 0 | 0 | 0 | 0 | 0 | 0 |
| Sep 28 | Atl | W | 1/0 | 0 | 0 | 0 | 0.0 | 0.0 | 0 | 0 | 0 | 0 | 0 | 0 |
| Oct 2 | at GB | L | 1/0 | 0 | 0 | 0 | 0.0 | 0.0 | 0 | 0 | 0 | 0 | 0 | 0 |
| Oct 12 | Det | L | 1/0 | 0 | 0 | 0 | 0.0 | 0.0 | 0 | 0 | 0 | 0 | 0 | 0 |
| Oct 19 | at Buf | L | 1/0 | 0 | 0 | 0 | 0.0 | 0.0 | 0 | 0 | 0 | 0 | 0 | 0 |
| Oct 26 | at TB | W | 1/0 | 0 | 0 | 0 | 0.0 | 0.0 | 0 | 0 | 0 | 0 | 0 | 0 |
| Nov 2 | Was | W | – | – | INACTIVE (Ankle/Shoulder) | | | | – | | | – | – | – |
| Nov 16 | at Chi | L | 1/0 | 0 | 0 | 0 | 0.0 | 0.0 | 0 | 0 | 0 | 0 | 0 | 0 |
| Nov 23 | GB | L | 1/0 | 0 | 0 | 0 | 0.0 | 0.0 | 0 | 0 | 0 | 0 | 0 | 0 |
| Nov 30 | Car | W | 1/0 | 0 | 0 | 0 | 0.0 | 0.0 | 0 | 0 | 0 | 0 | 0 | 0 |
| Dec 7 | NYJ | W | 1/0 | 0 | 0 | 0 | 0.0 | 0.0 | 0 | 0 | 0 | 0 | 0 | 0 |
| Dec 14 | at Det | L | 1/0 | 1 | 1 | 0 | 0.0 | 0.0 | 0 | 0 | 0 | 0 | 0 | 0 |
| Dec 21 | at Mia | L | 1/0 | 0 | 0 | 0 | 0.0 | 0.0 | 0 | 0 | 0 | 0 | 0 | 0 |
| Dec 28 | Chi | W | 1/0 | 0 | 0 | 0 | 0.0 | 0.0 | 0 | 0 | 0 | 0 | 0 | 0 |
| **TOTALS** | | | **15/0** | **2** | **2** | **0** | **0.0** | **0.0** | **0** | **0** | **0** | **0** | **0** | **0** |

**2015 (Minnesota)**

| Date | Opp | W/L | P/S | Tot | Sol | Ast | Sk | Yds | Int | Yds | PD | FF | FR | Yds |
|---|---|---|---|---|---|---|---|---|---|---|---|---|---|---|
| Sep 14 | at SF | L | 1/0 | 0 | 0 | 0 | 0.0 | 0.0 | 0 | 0 | 0 | 0 | 0 | 0 |
| Sep 20 | Det | W | 1/0 | 0 | 0 | 0 | 0.0 | 0.0 | 0 | 0 | 0 | 0 | 0 | 0 |
| Sep 27 | SD | W | 1/0 | 2 | 1 | 1 | 0.0 | 0.0 | 0 | 0 | 0 | 0 | 0 | 0 |
| Oct 4 | at Den | L | 1/0 | 0 | 0 | 0 | 0.0 | 0.0 | 0 | 0 | 0 | 0 | 0 | 0 |
| Oct 18 | KC | W | 1/0 | 0 | 0 | 0 | 0.0 | 0.0 | 0 | 0 | 0 | 0 | 0 | 0 |
| Oct 25 | at Det | W | 1/0 | 0 | 0 | 0 | 0.0 | 0.0 | 0 | 0 | 0 | 0 | 0 | 0 |
| Nov 1 | at Chi | W | 1/0 | 0 | 0 | 0 | 0.0 | 0.0 | 0 | 0 | 0 | 0 | 0 | 0 |
| Nov 8 | StL | W | 1/0 | 0 | 0 | 0 | 0.0 | 0.0 | 0 | 0 | 0 | 0 | 0 | 0 |
| Nov 15 | at Oak | W | 1/0 | 0 | 0 | 0 | 0.0 | 0.0 | 0 | 0 | 0 | 0 | 0 | 0 |
| Nov 22 | GB | L | 1/0 | 0 | 0 | 0 | 0.0 | 0.0 | 0 | 0 | 0 | 0 | 0 | 0 |
| Nov 29 | at Atl | W | 1/1 | 9 | 6 | 3 | 0.0 | 0.0 | 0 | 0 | 0 | 0 | 1 | 0 |
| Dec 6 | Sea | L | 1/1 | 5 | 5 | 0 | 0.0 | 0.0 | 0 | 0 | 0 | 1 | 1 | 0 |
| **PLACED ON INJURED RESERVE (Leg) ON 12/8** | | | | | | | | | | | | | | |
| **TOTALS** | | | **12/2** | **16** | **12** | **4** | **0.0** | **0.0** | **0** | **0** | **0** | **1** | **2** | **0** |

# REUBEN FOSTER

**56**

LB » 6-1 » 228 » ALABAMA

4.4.94 » AUBURN, AL » AUBURN HS, AUBURN, AL » ROOKIE » ACQUIRED D-1B IN '17

## AWARDS & HONORS

**2017:** NFL Defensive Rookie of the Month (November)

## 2017 HIGHLIGHTS

- Started all 9 games in which he appeared and finished 2nd on the team with 72 tackles, while adding 1 PD.
- According to Gamebook Statistics, Foster's 64 tackles in Weeks 9-17 led all NFL rookies over that timespan, which includes the team's Week 11 Bye.
- Earned NFL Defensive Rookie of the Month honors for the month of November after leading all rookies in total tackles (30).
- Recorded double-digit tackles in consecutive games [14 vs. Arz. (11/5); 10 vs. NYG (11/12)] for the 1st time in his career.

**MOST TACKLES IN THE NFL AMONG ROOKIES, WEEKS 9-17**

| | Player | Tackles |
|---|---|---|
| **1.** | **Reuben Foster, SF** | **64** |
| 2. | Jarrad Davis, Det. | 63 |
| 3. | John Johnson, LAR | 55 |
| 4. | Budda Baker, Arz. | 54 |
| 5. | Zach Cunningham, Hou. | 53 |

## GOLDMINE

- Foster's positive attitude and commitment to excellence have long been noticed by teammates and coaches. Former Alabama defensive coordinator and current Georgia head coach Kirby Smart lauded Foster's ability, saying, "When you have a guy who's really talented and he's coachable, it's kind of why we do this as coaches because you get to enjoy being around a kid who's grown up a lot in the last three years. So I've really enjoyed coaching him."
- Foster earned his degree from Alabama in human environmental science. He was one of 16 football players to graduate in the December 2016 ceremonies before taking on Washington in the College Football Playoff. Foster became the first member of his family to earn a college degree.

- Foster credits joining the fraternity, Omega Psi Phi, in the spring of 2015 as the turning point in his college career. Foster said at the time, "It really helped me lock in. I've matured a lot. I just slowed down and got my life together."

## FOSTER'S GOLDEN NUGGETS

- Named the 2016 Butkus Award Winner, presented annually to the nation's top linebacker at the college level.
- Despite attending the University of Alabama, has a tattoo of Auburn University's letters on his arm as a tribute to his cousin, Ladarious Phillips, who passed away in 2012. Growing up in Auburn, AL, the two had always dreamed of playing football together.

## FOSTER'S GAME-BY-GAME

**2017**

| Date | Opp | W/L | P/S | Tot | Sol | Ast | Sk | Yds | Int | Yds | PD | FF | FR | Yds |
|---|---|---|---|---|---|---|---|---|---|---|---|---|---|---|
| Sep 10 | Car | L | 1/1 | 3 | 3 | 0 | 0.0 | 0.0 | 0 | 0 | 1 | 0 | 0 | 0 |
| Sep 17 | at Sea | L | – | – | INACTIVE (Ankle) | | | | – | – | – | – | – | – |
| Sep 21 | LAR | L | – | – | INACTIVE (Ankle) | | | | – | – | – | – | – | – |
| Oct 1 | at Arz | L | – | – | INACTIVE (Ankle) | | | | – | – | – | – | – | – |
| Oct 8 | at Ind | L | – | – | INACTIVE (Ankle) | | | | – | – | – | – | – | – |
| Oct 15 | at Was | L | – | – | INACTIVE (Ankle) | | | | – | – | – | – | – | – |
| Oct 22 | Dal | L | 1/1 | 5 | 2 | 3 | 0.0 | 0.0 | 0 | 0 | 0 | 0 | 0 | 0 |
| Oct 29 | at Phi | L | – | – | INACTIVE (Ankle/Ribs) | | | | – | – | | – | – | – |
| Nov 5 | Arz. | L | 1/1 | 14 | 13 | 1 | 0.0 | 0.0 | 0 | 0 | 0 | 0 | 0 | 0 |
| Nov 12 | NYG | W | 1/1 | 10 | 6 | 4 | 0.0 | 0.0 | 0 | 0 | 0 | 0 | 0 | 0 |
| Nov 26 | Sea. | L | 1/1 | 6 | 6 | 0 | 0.0 | 0.0 | 0 | 0 | 0 | 0 | 0 | 0 |
| Dec 3 | at Chi. | W | 1/1 | 7 | 7 | 0 | 0.0 | 0.0 | 0 | 0 | 0 | 0 | 0 | 0 |
| Dec 10 | at Hou. | W | 1/1 | 8 | 7 | 1 | 0.0 | 0.0 | 0 | 0 | 0 | 0 | 0 | 0 |
| Dec 17 | Ten. | W | 1/1 | 9 | 8 | 1 | 0.0 | 0.0 | 0 | 0 | 0 | 0 | 0 | 0 |
| Dec 24 | Jax. | W | 1/1 | 5 | 5 | 0 | 0.0 | 0.0 | 0 | 0 | 0 | 0 | 0 | 0 |
| Dec 31 | at LAR | W | 1/1 | 5 | 2 | 3 | 0.0 | 0.0 | 0 | 0 | 0 | 0 | 0 | 0 |
| **TOTALS** | | | **9/9** | **72** | **59** | **13** | **0.0** | **0.0** | **0** | **0** | **1** | **0** | **0** | **0** |

## FOSTER'S CAREER STATISTICS

| | | | | TACKLES | | | | | INTERCEPTIONS | | | | | FUMBLES | | |
|---|---|---|---|---|---|---|---|---|---|---|---|---|---|---|---|---|
| YEAR | TEAM | GP | GS | TOT | SOL | AST | SACKS | YDS | INT | YDS | LG | TD | PD | FF | FR | YDS |
| 2017 | SF | 9 | 9 | 72 | 59 | 13 | 0.0 | 0.0 | 0 | 0 | – | 0 | 1 | 0 | 0 | 0 |
| **TOTALS** | | **9** | **9** | **72** | **59** | **13** | **0.0** | **0.0** | **0** | **0** | **–** | **0** | **1** | **0** | **0** | **0** |

**Milestones:**
**NFL Debut:** vs. Car. (9/10/17); **First Start:** vs. Car. (9/10/17)

## FOSTER'S CAREER HIGHS

**Total Tackles:** 14 vs. Arz. (11/5/17)
**Solo:** 13 vs. Arz. (11/5/17)
**Assists:** 4 vs. NYG (11/12/17)
**Passes Defensed:** 1 vs. Car. (9/10/17)

## FOSTER'S TRANSACTIONS

Originally the second of two 1st–round (31st overall) draft choices by SF in 2017.

## COLLEGE

Appeared in 51 games (24 starts) during his four-year career at Alabama and registered 222 tackles, 24 TFLs, 11 PDs and 8.0 sacks. In 2016, was named First-Team All-America by the Associated Press, SEC Championship Game MVP and winner of the Butkus Award as the nation's top linebacker. As a senior, started all 15 games and led the Crimson Tide with 115 tackles, ranked 4th on the team with 13.0 TFLs and added 5.0 sacks and 2 PDs. In 2015, saw action in all 15 games and totaled 73 tackles, 9 PDs, 8.0 TFLs and 2.0 sacks. Appeared in 11 games as a sophomore in 2011, recording 22 tackles, 2.0 TFLs and 1.0 sack. As a true freshman, saw action in 10 games in 2013, registering 12 tackles and 1.0 TFL.

## PERSONAL

- Attended Auburn (AL) HS in 2012, where he recorded 102 tackles, 22.0 TFLs and 6.0 sacks as a senior to earn 6A Lineman of the Year and first-team all-state honors from the Alabama Sports Writers Association.
- Attended Troup County (LaGrange, GA) HS in 2010 and 2011, where he was named the Georgia AAA Defensive Player of the Year and a first-team all-state selection as a junior after making 185 tackles, 34.0 TFLs and 18.0 sacks.
- Born Reuben Foster (4/4/94) in Auburn, AL.
- Graduated with a bachelor's degree in human environmental science from Alabama.

## INJURY REPORT

**2017:** Inactive for five games [at Sea. (9/17), vs. LAR (9/21), at Arz. (10/1), at Ind. (10/8) & at Was. (10/15)] with an ankle injury. Inactive at Phi. (10/29) with an ankle/ribs injury.

# BRANDON FUSCO

63

OL » 6-4 » 306 » SLIPPERY ROCK

7.26.88 » HARMONY, PA » SENECA VALLEY HS, HARMONY, PA » 7TH YEAR » ACQUIRED FA IN '17

## 2017 HIGHLIGHTS

- Started all 16 games at RG and helped the 49ers offense register 349.2 yds. per game, the most by the team since 2012 (361.8).
- The 49ers offense rushed for 159 yds. on 19 carries (8.37 avg.) at Sea. (9/17). The team's 8.37 avg. yds. per carry was the 3rd highest avg. against the Seahawks all-time and it also marked the 6th highest single-game avg. by the team in franchise history.
- The 49ers offensive line helped pave the way vs. NYG (11/12) as the team registered a season-high 474 net yds. from scrimmage, including 186 yds. rushing. Also did not allow a sack on 25 atts. by QB C.J. Beathard.
- Part of an offensive line that amassed 461 net yds. of offense (169 rushing, 292 passing) and did not allow a sack at LAR (12/31).

## GOLDMINE

- Fusco ended his college career as one of the most decorated players in Slippery Rock school history. In 2016, he was recognized by the University in a ceremony in which his jersey number (74) was retired, becoming just the third player in program history to earn the honor. Fusco was the first player from Slippery Rock history to be invited to the NFL Scouting Combine and play in the Senior Bowl. As a redshirt senior in 2010, he was named the winner of the Gene Upshaw Award, given to the top Division II offensive lineman, and the Rimington Award, given to the top center in Division II. In 2011, he became the highest player drafted in school history (6th round - 172nd overall) and the first SRU player since 1989 to make an NFL roster when he was included on the Vikings 53-man roster.

## FUSCO'S GOLDEN NUGGETS

- His last name is pronounced FUH-skough.
- As one of the most decorated players in Slippery Rock school history, Fusco had his #74 jersey retired in the spring of 2016 and was inducted into the SRU Hall of Fame.
- Was high school teammates with Green Bay Packers T Don Barclay as the two remain close friends.
- An active member of the community during his time with the Vikings, Fusco helped teach kids about outdoor activities and fishing at the annual Lake Minnetonka Crappie Contest in 2013.

## FUSCO'S CAREER STATISTICS

**GAMES/STARTS – 83/80:** 2011 (3/0); 2012 (16/16); 2013 (15/15); 2014 (3/3); 2015 (16/16); 2016 (14/14); 2017 (16/16)
**POSTSEASON GAMES/STARTS – 2/2:** 2012 (1/1); 2015 (1/1)

**Additional Statistics:**
**Tackles – 1:** 2017 (1)

**Milestones:**
**NFL Debut:** vs. GB (10/23/11); **First Start:** vs. Jax. (9/9/12)

## FUSCO'S TRANSACTIONS

Originally a 6th–round (172nd overall) draft choice by Min. in 2011...Signed a five–year extention through 2019 with Min. on 9/6/14...Placed on the Injured Reserve List on 9/24/14...Released by Min. on 2/10/17...Signed a one–year deal with SF on 5/2/17.

## 2016 (MINNESOTA)

- Started 14 games at RG and helped protect Vikings QB Sam Bradford, who threw for a career-high 3,877 yds., set a franchise record with 395 comps., ranked 6th in the NFL with a QB rating of 99.3 and set an NFL record with a 71.7 comp. pct.
- Was a member of a Minnesota offense line that did not allow a sack in 5 games, tied for the most in the NFL.
- Started and did not allow a sack at Det. (11/24), as Vikings QB Sam Bradford completed 31 of 37 atts.

## 2015 (MINNESOTA)

- Moved from RG to LG and started all 16 games for the 2nd time in his career as the Vikings offense ranked 4th in the NFL with 138.2 rush yds. per game.
- Helped pave the way for Vikings RB Adrian Peterson, who led the NFL with 1,485 rush yds. and topped the 100-yd. mark on the ground in 7 games.
- Started at LG at Oak. (11/15), as Vikings RB Adrian Peterson rushed for a season-high 203 yds. on 26 atts. (7.8 avg.) and 1 TD.
- Made his 2nd career postseason start vs. Sea. (1/10/16 - NFC - WC).

## 2014 (MINNESOTA)

- Started the 1st 3 games before suffering a season-ending shoulder injury and was later placed on the Injured Reserve List.
- Started at StL (9/7) and helped the team rush for 184 yds. and 1 TD while not allowing a sack of QB Matt Cassell on 25 pass atts.

## 2013 (MINNESOTA)

- Started 15 games at RG and was part of an offensive line group that helped the Vikings rushing attack rank 1st in the NFL in rushing TDs (23) and 8th in rushing yds. (2,081).
- Started vs. Chi. (12/1) and helped pave the way for a season-high 246 rushing yds., including a season-best 211 yds. from Vikings RB Adrian Peterson.
- Started and was a member of an offensive line group that helped the Vikings record a season-high 4 rushing TDs vs. Phi. (12/15).
- Started in Week 17 vs. Det. (12/29) and helped open rushing lanes for Vikings RB Matt Asiata, who registered a career-best 115 yds. on the ground.

## 2012 (MINNESOTA)

- Started all 16 games at RG for the 1st time in his career and started the team's one playoff game. Was a member of an offensive line group that helped the Vikings rank 1st in the NFL in rushing yds. per att. (5.4) and 2nd in rushing yds. per game (164.6).
- Helped pave the way for 2012 NFL MVP RB Adrian Peterson, who registered 2,097 rushing yds., the 2nd most rushing yds. in a single season in NFL history. Peterson tied his own team record with 10, 100-or-more yd. rushing performances.
- Part of a Vikings offensive line that helped the team eclipse the 100 rush yd. mark in 14 of 16 games and rush for at least 1 TD in 12 of 16 contests.
- Made the 1st start of his NFL career vs. Jax. (9/9).

## 2011 (MINNESOTA)

- Appeared in 3 games as a rookie.
- Made his NFL debut vs. GB (10/23) and was a member of an offensive line group that helped RB Adrian Peterson rush for a season-high 175 yds.

## COLLEGE

Started all 44 games in which he appeared during his five-year career (2006-10) at Slippery Rock. Was selected as the recipient of the 2010 Gene Upshaw Division II Lineman of the Year Award and 2010 Rimington Award, given to the top center in Division II. As a redshirt senior, earned First-team All-Pennsylvania State Athletic Conference-Western Division honors for the 3rd consecutive season after starting all 11 games. As a redshirt junior, started all 11 games in 2009 and earned team Offensive MVP and First-Team All-Pennsylvania State Athletic Conference-Western Division recognition. In 2008, started all 11 games and was a First-team All-Pennsylvania State Athletic Conference-Western selection. Started all 11 games in 2007 as a redshirt freshman. Redshirted as a true freshman in 2006.

## PERSONAL

- Majored in safety and environmental management.
- Attended Seneca Valley (Harmony, PA) HS, where he was named to the all-WPIAL Class AAA-1 team as a senior and was an honorable mention Quad North All-Star as a junior.
- Son of Stephen and Debbie Fusco.
- Born Brandon Fusco (7/26/88) in Cranberry Township, PA.

## INJURY REPORT

**2013:** Inactive vs. Phi. (12/13) with a knee injury.

**2014:** Placed on the Injured Reserve List on 9/24 with a shoulder injury.

**2016:** Inactive two games [at GB (12/24) and vs. Chi. (1/1/17)] with a concussion.

# PIERRE GARÇON

# 15

WR » 6-0 » 211 » MOUNT UNION

8.8.86 » WEST PALM BEACH, FL » JOHN I. LEONARD HS, GREENACRES, FL » 10TH YEAR » ACQUIRED FA IN '17

## AWARDS & HONORS

**2013:** *USA Today* All-Joe Team

**2016:** Washington Redskins Walter Payton Man of the Year

## CAREER HIGHLIGHTS

- In 2013, as a member of the Washington Redskins, led the NFL and set the single-season franchise record with 113 recepts. That season, he became the 3rd player since the adoption of the 16-game schedule in 1978 to register 5-or-more recepts. in every game [WR Jimmy Smith (Jax. - 2001) and WR Antonio Brown (Pit. - 2013)].

**MOST RECEPTS. IN REDSKINS HISTORY (SINGLE SEASON)**

| Player | Year | Recepts. |
|---|---|---|
| **Pierre Garçon** | **2013** | **113** |
| Art Monk | 1984 | 106 |
| Santana Moss | 2010 | 93 |

- As a member of the Indianapolis Colts, recorded 11 recepts. for 151 yds. and 1 TD vs. NYJ (1/24/10 - AFC - C). It marked the 4th highest single-game rec. yd. total in Colts postseason history. He is 1 of 6 players in Colts postseason history to registered 10-or-more recepts. in a single playoff game.
- Hauled in his 600th career recept. vs. Dal. (10/22/17).

## 2017 HIGHLIGHTS

- Started all 8 games in which he appeared and registered 40 recepts. for 500 yds. before being placed on the Injured Reserve List on 11/4.
- Notched 7 recepts. for 142 yds. vs. LAR (9/21), marking the 6th best single-game total of his career. It was his 16th career 100-yd. game and 1st since 11/20/16 vs. GB.

**GARÇON'S MOST RECEIVING YARDS IN A GAME**

| Date | Opponent | Recepts. | Yds. | TDs |
|---|---|---|---|---|
| 11/3/13 | vs. San Diego | 7 | 172 | 0 |
| 12/4/11 | at New England | 9 | 150 | 2 |
| 10/3/11 | at Tampa Bay | 2 | 146 | 2 |
| 12/22/13 | vs. Dallas | 11 | 144 | 1 |
| 9/15/13 | at Green Bay | 7 | 143 | 1 |
| **9/21/17** | **vs. Los Angeles Rams** | **7** | **142** | **0** |

## GARÇON'S GOLDEN NUGGETS

- His last name is pronounced gar-SAUN.
- Founded the Pierre Garçon Helping Hands Foundation in 2010 to provide resources for Haitians affected by the January 2010 earthquake. The Foundation aims to provide education and sustainability to the people of Haiti and those in his hometown.

- In 2016, was named the Washington Redskins Walter Payton Man of the Year for his on-field performance and dedication to helping the DC-area community.
- Spent two seasons (2012-13) with current 49ers head coach Kyle Shanahan, when he was the offensive coordinator of the Washington Redskins.
- In 2013, he led the NFL and set the Redskins' single-season franchise record with 113 recepts. while becoming the 3rd player since the adoption of the 16-game schedule in 1978 to register 5-or-more recepts. in every game.

## GARÇON'S GAME-BY-GAME

| 2017 Date | Opp | W/L | P/S | Rec | Yds | Avg | Lg | TD |
|---|---|---|---|---|---|---|---|---|
| Sep 10 | Car | L | 1/1 | 6 | 81 | 13.5 | 22 | 0 |
| Sep 17 | at Sea | L | 1/1 | 3 | 26 | 8.7 | 11 | 0 |
| Sep 21 | LAR | L | 1/1 | 7 | 142 | 20.3 | 59 | 0 |
| Oct 1 | at Arz | L | 1/1 | 4 | 36 | 9.0 | 16 | 0 |
| Oct 8 | at Ind | L | 1/1 | 8 | 94 | 11.8 | 25 | 0 |
| Oct 15 | at Was | L | 1/1 | 5 | 55 | 11.0 | 22 | 0 |
| Oct 22 | Dal | L | 1/1 | 5 | 49 | 9.8 | 19 | 0 |
| Oct 29 | at Phi | L | 1/1 | 2 | 17 | 8.5 | 13 | 0 |
| | | | PLACED ON INJURED RESERVE (Neck) ON 11/4 | | | | | |
| **TOTALS** | | | **8/8** | **40** | **500** | **12.5** | **59** | **0** |

## GOLDMINE

- After Hurricane Irma forged its path through the Caribbean, Haiti suffered major flooding issues throughout the island. In an effort to assist his region, Garçon designed a t-shirt that is being sold on his website (https://www.pierregarcon15.com/products/mens-haitian-strength) with all proceeds being donated to a Haiti relief fund.
- A little more than two months into his tenure as a member of the 49ers, Garçon dove right into community work in the Bay Area, participating in multiple events. In partnership with "Super Baskets of Hope," Garçon, along with teammates QB Brian Hoyer and RB Carlos Hyde, distributed baskets and totes filled with toys, educational materials, games, craft items, music, stuffed animals, gift cards, and more to hospitalized children and their families at a local Bay Area Hospital. Parents were given a Basket of Hope, donated by Vera Bradley, filled with items to nourish them physically, mentally, emotionally, and spiritually. Garçon spent time with the children and their families while delivering the gift baskets in an effort to spread joy and inspiration during a difficult time.




- Founded the Pierre Garçon Helping Hands Foundation in June of 2010, when Haiti was rocked by a devastating earthquake. The Foundation's mission is to, "Bring enduring education, health and community programs to the people of Haiti and to provide long-term sustainable initiatives that will continue to positively influence the lives of Haitians." In 2016, Garçon, as a part of his foundation, visited Haiti with former teammate Ricky Jean Francois to deliver medical supplies to help the recovery from Hurricane Matthew. The Pierre Garçon Helping Hands Foundation can be found at PierreGarcon15.com.
- Garçon has taken an unusual path to reach his NFL dream. His family hails from Leogene, Haiti, a town near Port au Prince, and his parents emigrated to the United States before he was born. Garçon was born in Carmel, NY, and moved to Greenacres, FL, when he was young. He began his college career at Norwich University in Northfield, VT before transferring to Mount Union University, where he helped the Purple Raiders win two Division III National Championships. Garçon was drafted by the Indianapolis Colts in the 6th round (205th overall) in the 2008 NFL Draft.
- In April of 2016, Garçon donated $10,000 in scholarships to four graduating seniors from his alma mater, John I. Leonard High School, who were selected for demonstrating growth and improvement both academically and socially.

## GARÇON'S CAREER STATISTICS

| | | | | RECEIVING | | | | | RUSHING | | | | |
|---|---|---|---|---|---|---|---|---|---|---|---|---|---|
| YEAR | TEAM | GP | GS | NO | YDS | AVG | LG | TD | ATT | YDS | AVG | LG | TD |
| 2008 | IND | 14 | 0 | 4 | 23 | 5.8 | 12 | 0 | 0 | 0 | – | – | 0 |
| 2009 | IND | 14 | 13 | 47 | 765 | 16.3 | 66 | 4 | 2 | 10 | 5.0 | 17 | 0 |
| 2010 | IND | 14 | 14 | 67 | 784 | 11.7 | 57t | 6 | 2 | 6 | 3.0 | 11 | 0 |
| 2011 | IND | 16 | 16 | 70 | 947 | 13.5 | 87t | 6 | 4 | 28 | 7.0 | 18 | 0 |
| 2012 | WAS | 10 | 10 | 44 | 633 | 14.4 | 88t | 4 | 2 | 9 | 4.5 | 7 | 0 |
| 2013 | WAS | 16 | 16 | 113 | 1,346 | 11.9 | 53t | 5 | 2 | 19 | 9.5 | 10 | 0 |
| 2014 | WAS | 16 | 14 | 68 | 752 | 11.1 | 70t | 3 | 0 | 0 | – | – | 0 |
| 2015 | WAS | 16 | 16 | 72 | 777 | 10.8 | 39t | 6 | 0 | 0 | – | – | 0 |
| 2016 | WAS | 16 | 16 | 79 | 1,041 | 13.2 | 70t | 3 | 0 | 0 | – | – | 0 |
| 2017 | SF | 8 | 8 | 40 | 500 | 12.5 | 59 | 0 | 0 | 0 | – | – | 0 |
| **TOTALS** | | **140** | **123** | **604** | **7,568** | **12.5** | **88t** | **37** | **12** | **72** | **6.0** | **18** | **0** |

**PLAYOFFS**

| | | | | RECEIVING | | | | | RUSHING | | | | |
|---|---|---|---|---|---|---|---|---|---|---|---|---|---|
| YEAR | TEAM | GP | GS | NO | YDS | AVG | LG | TD | ATT | YDS | AVG | LG | TD |
| 2009 | IND | 3 | 3 | 21 | 251 | 12.0 | 36 | 2 | 0 | 0 | – | – | 0 |
| 2010 | IND | 1 | 1 | 5 | 112 | 22.4 | 57t | 1 | 0 | 0 | – | – | 0 |
| 2012 | WAS | 1 | 1 | 4 | 50 | 12.5 | 30 | 0 | 0 | 0 | – | – | 0 |
| 2015 | WAS | 1 | 1 | 5 | 70 | 14.0 | 21 | 0 | 0 | 0 | – | – | 0 |
| **TOTALS** | | **6** | **6** | **35** | **483** | **13.8** | **57t** | **3** | **0** | **0** | **–** | **–** | **0** |

**Additional Statistics:**
**Fumbles – Lost – 4 – 3:** 1–0 in 2009; 2–2 in 2011; 1–1 in 2013
**Passing – 1–0–0–0–0 TDs:** 2014 (1–0–0–0–0 TDs)
**Kick Returns – 22:** 2008 (22)
**Kick Return Yards – 475:** 2008 (475)
**Punt Returns – 17:** 2008 (1); 2011 (16)
**Punt Return Yards – 49:** 2008 (5); 2011 (44)

**Milestones:**
**NFL Debut:** at Min. (9/14/08); **First Start:** at Mia. (9/21/10); **100th Start:** vs. Pit. (9/12/16); **First Reception:** at Pit. (11/9/08 – 2–yd. pass from QB Peyton Manning); **First TD Reception:** at Mia. (9/21/10 – 48–yd. TD pass from QB Peyton Manning); **100–yd. Games:** 16, Last vs. LAR (9/21/17 – 142 yds.); **Reached 1,000 rec. yds:** at Was. (10/17/10 – 57–yd. TD pass from QB Peyton Manning); **Reached 2,000 rec. yds:** at Cin. (10/16/11 – 11–yd. pass from QB Curtis Painter); **Reached 3,000 rec. yds:** at Cle. (12/16/12 – 15–yd. pass from QB Kirk Cousins); **Reached 4,000 rec. yds:** at Phi. (11/17/13 – 17–yd. pass from QB Robert Griffin III); **Reached 5,000 rec. yds:** at Ind. (11/30/14 – 5–yd. pass from QB Colt McCoy); **Reached 6,000 rec. yds:** at Dal. (1/3/16 – 39–yd. TD pass from QB Kirk Cousins); **Reached 7,000 rec. yds:** vs. NYG (1/1/17 – 23–yd. pass from QB Kirk Cousins)

## GARÇON'S CAREER HIGHS

**Receptions:** Regular Season – 11 (2 times) Last at Phi. (9/21/14); Postseason – 11 vs. NYJ (1/24/10)
**Receiving Yards:** Regular Season – 172 vs. SD (11/3/13); Postseason – 151 vs. NYJ (1/24/10)
**TD Receptions:** Regular Season – 2 (4 times) Last at NE (12/4/11); Postseason – 1 (3 times) Last vs. NYJ (1/8/11)
**Long Reception:** Regular Season – 88t at NO (9/9/12); Postseason – 57t vs. NYJ (1/8/10)
**Rushes:** 1 (12 times) Last at Phi. (11/17/13)
**Rushing Yards:** 18 vs. Jax. (11/13/11)
**Long Rush:** 18 vs. Jax. (11/13/11)

## GARÇON'S TRANSACTIONS

Originally a 6th–round (205th overall) draft choice by Ind. in 2008...Signed a five–year deal with Was. through 2016 on 3/13/12...Signed a five–year deal with SF on 3/10/17...Placed on the Injured Reserve List on 11/4/17.

## 2016 (WASHINGTON)

- Started all 16 games for the 2nd consecutive season and totaled 79 recepts. for 1,041 yds. and 3 TDs, his 2nd career 1,000-yd. season.
- Registered 4-or-more recepts. in 14 of 16 games, including 9 consecutive games to finish the season.
- Recorded 6 recepts. for 116 yds. and 1 TD vs. GB (11/20), hauling in a 70-yd. TD pass from Redskins QB Kirk Cousins.

## 2015 (WASHINGTON)

- Started all 16 games for the 3rd time in his career and registered 72 recepts. for 777 yds. and 6 TDs. Saw action in the team's lone postseason game and recorded 5 recepts. for 70 yds.
- Finished the season with a TD recept. in three consecutive games [vs. Buf (12/20) - 1 TD; at Phi (12/27) - 1 TD; at Dal. (1/3/16) - 1 TD], marking the 2nd time in his career he has accomplished the feat.

## 2014 (WASHINGTON)

- Appeared in all 16 games (14 starts) and recorded 68 recepts. for 752 yds. and 3 TDs.
- With 10 recepts. for 77 yds. at Hou. (9/7), established a Washington franchise record of 17 consecutive games with 5-or-more recepts.
- Tied a career high with 11 recepts. for 138 yds. and 1 TD at Phi. (9/21).
- Registered 5 recepts. for 87 yds. and 1 TD vs. Ten. (10/19), hauling in a 70-yd. TD pass.

## 2013 (WASHINGTON)

- Started all 16 games for the 2nd time in his career and registered career highs in recepts. (113) and rec. yds. (1,346) while adding 5 TDs.
- With 113 recepts., led the NFL and broke Hall of Fame WR Art Monk's franchise single-season record of 106 recepts. (1984).
- Became the 3rd player in NFL history to register 5-or-more recepts. in every game since the adoption of the 16-game schedule in 1978 [WR Jimmy Smith (Jax. - 2001) and WR Antonio Brown (Pit. - 2013)].
- Hauled in 8 recepts. for 143 yds. and 1 TD at GB (9/15).
- Recorded 7 recepts. for a career-high 172 yds. vs. SD (11/3).
- Notched 7 recepts. for 119 yds. and 1 TD at Min. (11/7), marking the 2nd time in his career he has registered 100-or-more rec. yds. in consecutive games.
- Totaled 7 recepts. for 129 yds. and 1 TD at Atl. (12/15), hauling in a 53-yd. TD pass from Redskins QB Kirk Cousins.
- Registered a career-high 11 recepts. for 144 yds. and 1 TD vs. Dal. (12/22).

## 2012 (WASHINGTON)

- Started all 10 games in which he appeared and recorded 44 recepts. for a team-high 633 yds. and 4 TDs. Registered 4 recepts. for 50 yds. in one postseason contest.
- In his 1st game with Washington, notched 4 recepts. for 109 yds. and 1 TD at NO (9/9), including an 88-yd. TD pass from QB Robert Griffin III.
- Hauled in a season-high 8 recepts. for 106 yds. and 1 TD vs. NYG (12/3).
- Recorded TD recepts. in three consecutive weeks for the 1st time in his career [at Dal. (11/22) - 1 TD; vs. NYG (12/3) - 1 TD; vs. Bal. (12/9) - 1 TD].

## 2011 (INDIANAPOLIS)

- Started all 16 games for the 1st time in his career and registered 70 recepts. for 947 yds. and 6 TDs.
- Recorded 2 recepts. for 146 yds. and 2 TDs at TB (10/3), hauling in TD passes of 87-yds. and 59-yds.
- Hauled in 5 recepts. for 125 yds. and 2 TDs vs. KC (10/9), marking his 2nd consecutive 100-yd. and multi-TD recept. performance.
- Registered 9 recepts. for 150 yds. and 2 TDs at NE (12/4), hauling in two 4th Qtr. TD passes.

## 2010 (INDIANAPOLIS)

- Started all 14 games in which he appeared and recorded 67 recepts. for 784 yds. and 6 TDs. Started one postseason game and registered 5 recepts. for 112 yds. and 1 TD.
- Caught 4 recepts. for 103 yds. and 1 TD at Was. (10/17).
- Notched 6 recepts. for 93 yds. and 2 TDs at Ten. (12/9), marking the 1st multi-TD recept. game of his career.
- Started vs. NYJ (1/8/11 - AFC - WC) and recorded 5 recepts. for 112 yds. and 1 TD.

## 2009 (INDIANAPOLIS)

- Saw action in 14 games (13 starts) and registered 47 recepts. for 765 yds. and 4 TDs. Started all 3 postseason games and totaled 21 recepts. for 251 yds. and 2 TDs.
- Made the 1st start of his NFL career at Mia. (9/21) and hauled in a game-winning 48-yd. TD pass from QB Peyton Manning, the 1st TD recept. of his career.
- Recorded 3 recepts. for 64 yds. and 1 TD at Arz. (9/27).
- Registered 108 yds. on 6 recepts. at Bal. (11/22), his 1st game with 100-or-more rec. yds. of his career.
- Posted 6 recepts. for a season-high 136 yds. vs. Ten (12/6).
- Recorded 11 recepts. for 151 yds. and 1 TD vs. NYJ (1/24/10 - AFC - C). It marked the 4th highest single-game rec. yd. total in Colts postseason history. He is 1 of 6 players in Colts postseason history to registered 10-or-more recepts. in a single playoff game.
- Registered 5 recepts. for 66 yds and 1 TD vs. NO (2/7/10 - Super Bowl XLIV), hauling in a 19-yd. TD pass from QB Peyton Manning.

## 2008 (INDIANAPOLIS)

- Appeared in 14 games and recorded 4 recepts. for 23 yds. as a rookie.

## COLLEGE

Appeared in 41 games (39 starts) during his three-year career at the University of Mount Union. Led the team to Division III National Championships in 2005 and 2006. Earned Ed Sherman Award as Ohio Athletic Conference's most outstanding receiver in 2006 and 2007. Saw action in 14 games as a senior and recorded 67 recepts. for 955 yds. and 14 TDs to earn First-Team All-Ohio Athletic Conference honors. Appeared in 15 games in 2006 and totaled 67 recepts. for 1,212 yds. and 17 TDs. Saw action in 12 games as a sophomore and recorded 68 recepts. for 1,196 yds. and 16 TDs. Transferred from Norwich (VT) University in 2004. Appeared in 10 games as a freshman and registered 44 recepts. for 1,017 yds. and 13 TDs.

## PERSONAL

- Majored in communications at Mount Union.
- Attended John I. Leonard (Greenacres, FL) HS, where he earned two letters in football while also competing in track and soccer.
- Born Pierre Andre Garçon (8/8/86) in Carmel, NY.

## INJURY REPORT

**2008:** Inactive vs. Chi. (9/7) with a shoulder injury.

**2009:** Inactive vs. NYJ (12/27) with a hand injury.

**2010:** Inactive two games [at Den. (9/26) and at Jax. (10/3)] with a hamstring injury.

**2012:** Inactive six games [at StL (9/16), vs. Cin. (9/23), vs. Min. (10/14), at NYG (10/21), at Pit. (10/28) and vs. Car. (11/4)] with a foot injury.

**2017:** Placed on the Injured Reserve List on 11/4 with a neck injury.

## GARÇON'S GAME-BY-GAME

**2008 (Indianapolis)**

| Date | Opp | W/L | P/S | Rec | Yds | Avg | Lg | TD |
|---|---|---|---|---|---|---|---|---|
| Sep 7 | Chi | L | – | INACTIVE (Shoulder) | | – | – | – |
| Sep 14 | at Min | W | 1/0 | 0 | 0 | – | – | 0 |
| Sep 21 | Jax | L | 1/0 | 0 | 0 | – | – | 0 |
| Oct 5 | at Hou | W | 1/0 | 0 | 0 | – | – | 0 |
| Oct 12 | Bal | W | 1/0 | 0 | 0 | – | – | 0 |
| Oct 19 | at GB | L | 1/0 | 0 | 0 | – | – | 0 |
| Oct 27 | at Ten | L | 1/0 | 0 | 0 | – | – | 0 |
| Nov 2 | NE | W | 1/0 | 0 | 0 | – | – | 0 |
| Nov 9 | at Pit | W | 1/0 | 1 | 2 | 2.0 | 2 | 0 |
| Nov 16 | Hou | W | 1/0 | 0 | 0 | – | – | 0 |
| Nov 23 | at SD | W | 1/0 | 0 | 0 | – | – | 0 |
| Nov 30 | at Cle | W | 1/0 | 0 | 0 | – | – | 0 |
| Dec 7 | Cin | W | 1/0 | 0 | 0 | – | – | 0 |
| Dec 14 | Det | W | – | – | INACTIVE | – | – | – |
| Dec 18 | at Jax | W | 1/0 | 0 | 0 | – | – | 0 |
| Dec 28 | Ten | W | 1/0 | 3 | 21 | 7.0 | 12 | 0 |
| **TOTALS** | | | **14/0** | **4** | **23** | **5.8** | **12** | **0** |

**2009 (Indianapolis)**

| Date | Opp | W/L | P/S | Rec | Yds | Avg | Lg | TD |
|---|---|---|---|---|---|---|---|---|
| Sep 13 | Jax | W | 1/0 | 3 | 24 | 8.0 | 11 | 0 |
| Sep 21 | at Mia | W | 1/1 | 1 | 48 | 48.0 | 48t | 1 |
| Sep 27 | at Arz | W | 1/1 | 3 | 64 | 21.3 | 53t | 1 |
| Oct 4 | Sea | W | 1/1 | 3 | 71 | 23.7 | 35 | 0 |
| Oct 11 | at Ten | W | 1/1 | 1 | 9 | 9.0 | 9 | 0 |
| Oct 25 | at StL | W | 1/1 | 3 | 24 | 8.0 | 15 | 0 |
| Nov 1 | SF | W | 1/1 | 4 | 53 | 13.3 | 32 | 0 |
| Nov 8 | Hou | W | 1/1 | 5 | 60 | 12.0 | 26 | 0 |
| Nov 15 | NE | W | 1/1 | 3 | 50 | 16.7 | 29t | 1 |
| Nov 22 | at Bal | W | 1/1 | 6 | 108 | 18.0 | 66 | 0 |
| Nov 29 | at Hou | W | 1/1 | 5 | 63 | 12.6 | 24 | 1 |
| Dec 6 | Ten | W | 1/1 | 6 | 136 | 22.7 | 36 | 0 |
| Dec 13 | Den | W | 1/1 | 2 | 39 | 19.5 | 29 | 0 |
| Dec 17 | at Jax | W | 1/1 | 2 | 16 | 8.0 | 11 | 0 |
| Dec 27 | NYJ | L | – | INACTIVE (Hand) | | – | – | – |
| Jan 3 | at Buf | L | – | DID NOT PLAY | | – | – | – |
| **TOTALS** | | | **14/13** | **47** | **765** | **16.3** | **66** | **4** |

**2009 Postseason (Indianapolis)**

| Date | Opp | W/L | P/S | Rec | Yds | Avg | Lg | TD |
|---|---|---|---|---|---|---|---|---|
| Jan 16 | Bal | W | 1/1 | 5 | 34 | 6.8 | 11 | 0 |
| Jan 24 | NYJ | W | 1/1 | 11 | 151 | 13.7 | 36 | 1 |
| Feb 7 | NO | L | 1/1 | 5 | 66 | 13.2 | 19t | 1 |
| **TOTALS** | | | **3/3** | **21** | **251** | **12.0** | **36** | **2** |

**2010 (Indianapolis)**

| Date | Opp | W/L | P/S | Rec | Yds | Avg | Lg | TD |
|---|---|---|---|---|---|---|---|---|
| Sep 12 | at Hou | L | 1/1 | 3 | 43 | 14.3 | 26 | 0 |
| Sep 19 | NYG | W | 1/1 | 1 | 11 | 11.0 | 11 | 0 |
| Sep 26 | at Den | W | – | INACTIVE (Hamstring) | | | – | – |
| Oct 3 | at Jax | L | – | INACTIVE (Hamstring) | | | – | – |
| Oct 10 | KC | W | 1/1 | 6 | 57 | 9.5 | 17 | 0 |
| Oct 17 | at Was | W | 1/1 | 4 | 103 | 25.8 | 57t | 1 |
| Nov 1 | Hou | W | 1/1 | 7 | 78 | 11.1 | 18 | 0 |
| Nov 7 | at Phi | L | 1/1 | 2 | 15 | 7.5 | 14 | 0 |
| Nov 14 | Cin | W | 1/1 | 5 | 37 | 7.4 | 14 | 0 |
| Nov 21 | at NE | L | 1/1 | 5 | 62 | 12.4 | 17 | 0 |
| Nov 28 | SD | L | 1/1 | 5 | 72 | 14.4 | 30 | 0 |
| Dec 5 | Dal | L | 1/1 | 8 | 56 | 7.0 | 13t | 1 |
| Dec 9 | at Ten | W | 1/1 | 6 | 93 | 15.5 | 43 | 2 |
| Dec 19 | Jax | W | 1/1 | 5 | 44 | 8.8 | 14 | 0 |
| Dec 26 | at Oak | W | 1/1 | 3 | 35 | 11.7 | 19 | 1 |
| Jan 2 | Ten | W | 1/1 | 7 | 78 | 11.1 | 30t | 1 |
| **TOTALS** | | | **14/14** | **67** | **784** | **11.7** | **57t** | **6** |

**2010 Postseason (Indianapolis)**

| Date | Opp | W/L | P/S | Rec | Yds | Avg | Lg | TD |
|---|---|---|---|---|---|---|---|---|
| Jan 8 | NYJ | L | 1/1 | 5 | 112 | 22.4 | 57t | 1 |
| **TOTALS** | | | **1/1** | **5** | **112** | **22.4** | **57t** | **1** |

**2011 (Indianapolis)**

| Date | Opp | W/L | P/S | Rec | Yds | Avg | Lg | TD |
|---|---|---|---|---|---|---|---|---|
| Sep 11 | at Hou | L | 1/1 | 3 | 39 | 13.0 | 17 | 0 |
| Sep 18 | Cle | L | 1/1 | 3 | 28 | 9.3 | 15 | 0 |
| Sep 25 | Pit | L | 1/1 | 6 | 82 | 13.7 | 29 | 0 |
| Oct 3 | at TB | L | 1/1 | 2 | 146 | 73.0 | 87t | 2 |
| Oct 9 | KC | L | 1/1 | 5 | 125 | 25.0 | 67t | 2 |
| Oct 16 | at Cin | L | 1/1 | 8 | 52 | 6.5 | 12 | 0 |
| Oct 23 | at NO | L | 1/1 | 3 | 31 | 10.3 | 15 | 0 |
| Oct 30 | at Ten | L | 1/1 | 7 | 66 | 9.4 | 20 | 0 |
| Nov 6 | Atl | L | 1/1 | 3 | 22 | 7.3 | 15 | 0 |
| Nov 13 | Jax | L | 1/1 | 3 | 30 | 10.0 | 12 | 0 |
| Nov 27 | Car | L | 1/1 | 3 | 34 | 11.3 | 15 | 0 |
| Dec 4 | at NE | L | 1/1 | 9 | 150 | 16.7 | 40 | 2 |
| Dec 11 | at Bal | L | 1/1 | 5 | 46 | 9.2 | 12 | 0 |
| Dec 18 | Ten | W | 1/1 | 2 | 24 | 12.0 | 17 | 0 |
| Dec 22 | Hou | W | 1/1 | 6 | 50 | 8.3 | 16 | 0 |
| Jan 1 | at Jax | L | 1/1 | 2 | 22 | 11.0 | 19 | 0 |
| **TOTALS** | | | **16/16** | **70** | **947** | **13.5** | **87t** | **6** |

## GARÇON'S GAME-BY-GAME

**2012 (Washington)**

| Date | Opp | W/L | P/S | Rec | Yds | Avg | Lg | TD |
|---|---|---|---|---|---|---|---|---|
| Sep 9 | at NO | W | 1/1 | 4 | 109 | 27.3 | 88t | 1 |
| Sep 16 | at StL | L | – | | INACTIVE (Foot) | – | – | – |
| Sep 23 | Cin | L | – | | INACTIVE (Foot) | – | – | – |
| Sep 30 | at TB | W | 1/1 | 1 | 20 | 20.0 | 20 | 0 |
| Oct 7 | Atl | L | 1/1 | 3 | 24 | 8.0 | 20 | 0 |
| Oct 14 | Min | W | – | | INACTIVE (Foot) | – | – | – |
| Oct 21 | at NYG | L | – | | INACTIVE (Foot) | – | – | – |
| Oct 28 | at Pit | L | – | | INACTIVE (Foot) | – | – | – |
| Nov 4 | Car | L | – | | INACTIVE (Foot) | – | – | – |
| Nov 18 | Phi | W | 1/1 | 3 | 5 | 1.7 | 7 | 0 |
| Nov 22 | at Dal | W | 1/1 | 4 | 86 | 21.5 | 59t | 1 |
| Dec 3 | NYG | W | 1/1 | 8 | 106 | 13.3 | 35 | 1 |
| Dec 9 | Bal | W | 1/1 | 5 | 83 | 16.6 | 23 | 1 |
| Dec 16 | at Cle | W | 1/1 | 6 | 65 | 10.8 | 17 | 0 |
| Dec 23 | at Phi | W | 1/1 | 7 | 89 | 12.7 | 29 | 0 |
| Dec 30 | Dal | W | 1/1 | 3 | 46 | 15.3 | 18 | 0 |
| **TOTALS** | | | **10/10** | **44** | **633** | **14.4** | **88t** | **4** |

**2012 Postseason (Washington)**

| Date | Opp | W/L | P/S | Rec | Yds | Avg | Lg | TD |
|---|---|---|---|---|---|---|---|---|
| Jan 6 | Sea | L | 1/1 | 4 | 50 | 12.5 | 30 | 0 |
| **TOTALS** | | | **1/1** | **4** | **50** | **12.5** | **30** | **0** |

**2013 (Washington)**

| Date | Opp | W/L | P/S | Rec | Yds | Avg | Lg | TD |
|---|---|---|---|---|---|---|---|---|
| Sep 9 | Phi | L | 1/1 | 7 | 64 | 9.1 | 17 | 0 |
| Sep 15 | at GB | L | 1/1 | 8 | 143 | 17.9 | 44 | 1 |
| Sep 22 | Det | L | 1/1 | 8 | 73 | 9.1 | 27 | 0 |
| Sep 29 | at Oak | W | 1/1 | 6 | 59 | 9.8 | 16 | 1 |
| Oct 13 | at Dal | L | 1/1 | 6 | 69 | 11.5 | 25 | 0 |
| Oct 20 | Chi | W | 1/1 | 5 | 58 | 11.6 | 19 | 0 |
| Oct 27 | at Den | L | 1/1 | 7 | 46 | 6.6 | 14 | 0 |
| Nov 3 | SD | W | 1/1 | 7 | 172 | 24.6 | 38 | 0 |
| Nov 7 | at Min | L | 1/1 | 7 | 119 | 17.0 | 32 | 1 |
| Nov 17 | at Phi | L | 1/1 | 6 | 68 | 11.3 | 21 | 0 |
| Nov 25 | SF | L | 1/1 | 8 | 48 | 6.0 | 10 | 0 |
| Dec 1 | NYG | L | 1/1 | 9 | 61 | 6.8 | 16 | 0 |
| Dec 8 | KC | L | 1/1 | 5 | 37 | 7.4 | 12 | 0 |
| Dec 15 | at Atl | L | 1/1 | 7 | 129 | 18.4 | 53t | 1 |
| Dec 22 | Dal | L | 1/1 | 11 | 144 | 13.1 | 28 | 1 |
| Dec 29 | at NYG | L | 1/1 | 6 | 56 | 9.3 | 21 | 0 |
| **TOTALS** | | | **16/16** | **113** | **1,346** | **11.9** | **53t** | **5** |

**2014 (Washington)**

| Date | Opp | W/L | P/S | Rec | Yds | Avg | Lg | TD |
|---|---|---|---|---|---|---|---|---|
| Sep 7 | at Hou | L | 1/1 | 10 | 77 | 7.7 | 15 | 0 |
| Sep 14 | Jax | W | 1/1 | 1 | 12 | 12.0 | 12 | 0 |
| Sep 21 | at Phi | L | 1/1 | 11 | 138 | 12.5 | 43 | 1 |
| Sep 25 | NYG | L | 1/0 | 2 | 28 | 14.0 | 17 | 0 |
| Oct 6 | Sea | L | 1/1 | 2 | 23 | 11.5 | 18 | 0 |
| Oct 12 | at Arz | L | 1/1 | 4 | 31 | 7.8 | 15 | 1 |
| Oct 19 | Ten | W | 1/1 | 5 | 87 | 17.4 | 70t | 1 |
| Oct 27 | at Dal | W | 1/0 | 4 | 47 | 11.8 | 23 | 0 |
| Nov 2 | at Min | L | 1/1 | 3 | 15 | 5.0 | 11 | 0 |
| Nov 16 | TB | L | 1/1 | 1 | 6 | 6.0 | 6 | 0 |
| Nov 23 | at SF | L | 1/1 | 3 | 34 | 11.3 | 24 | 0 |
| Nov 30 | at Ind | L | 1/1 | 3 | 9 | 3.0 | 5 | 0 |
| Dec 7 | StL | L | 1/1 | 9 | 95 | 10.6 | 18 | 0 |
| Dec 14 | at NYG | L | 1/1 | 4 | 36 | 9.0 | 22 | 0 |
| Dec 20 | Phi | W | 1/1 | 4 | 61 | 15.3 | 23 | 0 |
| Dec 28 | Dal | L | 1/1 | 2 | 53 | 26.5 | 47 | 0 |
| **TOTALS** | | | **16/14** | **68** | **752** | **11.1** | **70t** | **3** |

**2015 (Washington)**

| Date | Opp | W/L | P/S | Rec | Yds | Avg | Lg | TD |
|---|---|---|---|---|---|---|---|---|
| Sep 13 | Mia | L | 1/1 | 6 | 74 | 12.3 | 22 | 0 |
| Sep 20 | StL | W | 1/1 | 6 | 23 | 3.8 | 6 | 1 |
| Sep 24 | at NYG | L | 1/1 | 5 | 64 | 12.8 | 19 | 0 |
| Oct 4 | Phi | W | 1/1 | 7 | 55 | 7.9 | 14 | 1 |
| Oct 11 | at Atl | L | 1/1 | 3 | 51 | 17.0 | 21 | 0 |
| Oct 18 | at NYJ | L | 1/1 | 5 | 28 | 5.6 | 12 | 1 |
| Oct 25 | TB | W | 1/1 | 5 | 55 | 11.0 | 21 | 0 |
| Nov 8 | at NE | L | 1/1 | 4 | 70 | 17.5 | 36 | 0 |
| Nov 15 | NO | W | 1/1 | 2 | 10 | 5.0 | 7 | 0 |
| Nov 22 | at Car | L | 1/1 | 3 | 43 | 14.3 | 17 | 0 |
| Nov 29 | NYG | W | 1/1 | 3 | 35 | 11.7 | 16 | 0 |
| Dec 7 | Dal | L | 1/1 | 5 | 54 | 10.8 | 23 | 0 |
| Dec 13 | at Chi | W | 1/1 | 5 | 52 | 10.4 | 19 | 0 |
| Dec 20 | Buf | W | 1/1 | 3 | 34 | 11.3 | 18 | 1 |
| Dec 26 | at Phi | W | 1/1 | 7 | 80 | 11.4 | 25 | 1 |
| Jan 3 | at Dal | W | 1/1 | 3 | 49 | 16.3 | 39t | 1 |
| **TOTALS** | | | **16/16** | **72** | **777** | **10.8** | **39t** | **6** |

**2015 Postseason (Washington)**

| Date | Opp | W/L | P/S | Rec | Yds | Avg | Lg | TD |
|---|---|---|---|---|---|---|---|---|
| Jan 10 | GB | L | 1/1 | 5 | 70 | 14.0 | 21 | 0 |
| **TOTALS** | | | **1/1** | **5** | **70** | **14.0** | **21** | **0** |

**2016 (Washington)**

| Date | Opp | W/L | P/S | Rec | Yds | Avg | Lg | TD |
|---|---|---|---|---|---|---|---|---|
| Sep 12 | Pit | L | 1/1 | 6 | 51 | 8.5 | 19 | 0 |
| Sep 18 | Dal | L | 1/1 | 2 | 25 | 12.5 | 16 | 0 |
| Sep 25 | at NYG | W | 1/1 | 5 | 59 | 11.8 | 20 | 0 |
| Oct 2 | Cle | W | 1/1 | 4 | 39 | 9.8 | 23 | 0 |
| Oct 9 | at Bal | W | 1/1 | 5 | 56 | 11.2 | 21t | 1 |
| Oct 16 | Phi | W | 1/1 | 6 | 77 | 12.8 | 22 | 0 |
| Oct 23 | at Det | L | 1/1 | 2 | 22 | 11.0 | 17 | 0 |
| Oct 30 | at Cin | T | 1/1 | 6 | 67 | 11.2 | 23 | 0 |
| Nov 13 | Min | W | 1/1 | 6 | 81 | 13.5 | 17 | 0 |
| Nov 20 | GB | W | 1/1 | 6 | 116 | 19.3 | 70t | 1 |
| Nov 24 | at Dal | L | 1/1 | 4 | 43 | 10.8 | 27 | 0 |
| Dec 4 | at Arz | L | 1/1 | 7 | 78 | 11.1 | 28 | 0 |
| Dec 11 | at Phi | W | 1/1 | 5 | 59 | 11.8 | 16 | 1 |
| Dec 19 | Car | L | 1/1 | 7 | 78 | 11.1 | 20 | 0 |
| Dec 24 | at Chi | W | 1/1 | 4 | 94 | 23.5 | 46 | 0 |
| Jan 1 | NYG | L | 1/1 | 4 | 96 | 24.0 | 49 | 0 |
| **TOTALS** | | | **16/16** | **79** | **1,041** | **13.2** | **70t** | **3** |



# JOSHUA GARNETT

# 65

G » 6-5 » 321 » STANFORD

2.21.94 » PUYALLUP, WA » PUYALLUP HS, PUYALLUP, WA » 2ND YEAR » ACQUIRED D-1B IN '16

## GOLDMINE

- NFL players once again had the chance to share the causes that are important to them during all Week 13 games, as part of the NFL's My Cause, My Cleats campaign. The initiative was a culmination of collaborative work between the NFL and players across the league. "There are 50,000 women nationwide living on the streets without access to pads or tampons, not including cis women, trans men, or gender non-conforming humans," said Garnett. "A person's socioeconomic status should not strip them of their dignity and access to what should be a basic human right, not a privilege.

- The 49ers partnered with Furry Friends Pet Assisted Therapy Services for animal therapy, while providing confidence building activities for students in the Leland High School special needs program in an effort to erase the stigma attached to special needs. Garnett and his teammates spent time with students with autism, mental illness and learning disabilities as they play board games, working on social skills including conversational queues and eye contact through the hands-on activity. Players will also partner with animal therapy dogs to uplift students through one-on-one interactions.

## GARNETT'S GOLDEN NUGGETS

- Was teammates for two seasons (2014-15) with 49ers 2017 first-round selection (3rd overall), DL Solomon Thomas at Stanford.
- Garnett's father, Scott, spent three seasons in the NFL (1984-85, 1987) and played for the 49ers during the 1985 season.
- At Stanford, Garnett majored in human biology with the goal of becoming a trauma surgeon after his NFL career is over.
- As a senior at Stanford (2015), was the recipient of the Outland Trophy as the nation's most outstanding lineman and the Morris Trophy Award, a prestigious honor voted on by opposing Pac-12 defensive linemen.

## GOLDMINE (CONTINUED)

- In April of 2017, Garnett, along with fellow 49ers teammates, attended the Seventh Annual Prom at UCSF Benioff Children's Hospital San Francisco in Mission Bay, with over 200 teen patients and their friends. He enjoyed a "Masquerade Ball" with photo booths, music, dancing, dining and more. This special evening allowed patients to participate in a milestone that they may miss as a result of diagnosis or treatment. The children were decked out in prom fashions and left the event with a sweatshirt hoodie and a professional prom photo.

## GOLDMINE (CONTINUED)

- At Stanford, Garnett majored in human biology with the goal of becoming a trauma surgeon after his NFL career is over. He has already shadowed staff in an ER, further fueling his interest, during which he says he got a better sense of the adrenaline and the way an emergency department works together. "I'm drawn to help someone that could be on the brink of death," Garnett said. "I'm a guy who can handle the gore and I feel like I have the aptitude where I can make a difference for people."



- Garnett's father, Scott (pictured right), played collegiately at the University of Washington and was drafted in the eighth round (218th overall) by the Denver Broncos in the 1984 NFL Draft. He spent three seasons in the NFL (1984-85, 1987) and played in three games for the 49ers during the 1985 season.
- Garnett likes to listen to hip-hop and rap music during his free time but when it comes to preparing for a football game, he listens to heavy metal bands such as Rage Against the Machine and Metallica. "I like to get to a different place and get amped up before the games. It's interesting because I don't listen to it outside of football pregame. So, it really gets me in the moment for the game and my body kind of knows, 'We're listening to this music, it's game time.'"

## GARNETT'S CAREER STATISTICS

**GAMES/STARTS – 15/11:** 2016 (15/11)

**Additional Statistics:**
**Own Fumble Recoveries – 3:** 2016 (3)

**Milestones:**
**NFL Debut:** at Car. (9/18/16); **First Start:** at Buf. (10/16/16)

## GARNETT'S TRANSACTIONS

Originally the second of two 1st–round (28th overall) draft choices by SF in 2016...Placed on the Injured Reserve List on 9/2/17.

## 2016

- Appeared in 15 games and made 11 starts at RG during his rookie season.
- Made his 1st career start at Buf. (10/16).
- Helped the 49ers offense rush for a season-high 193 yds. on 25 atts. (7.7 avg.) at Mia. (11/27). The team's 7.7 avg. yds. per carry was the highest by the 49ers offense since 12/20/14 vs. SD [355 yds. on 40 atts. (8.9 avg.)]. Additionally, the team's 193 yds. on the ground were the most since 9/14/15 vs. Min. (230 yds.).
- Part of an offensive line group that helped the 49ers offense rush for a season-high 248 yds. on 27 atts. (9.2 avg.) vs. NYJ (12/11). The 248 rushing yds. are most in a game by San Francisco since 12/20/14 (355 rushing yds. vs. SD). The 9.2 yds./carry avg. by the 49ers offense is the 2nd-highest single-game avg. by the team in franchise history [24 atts. for 263 yds. (11.0 avg.) vs. Dallas Texans (10/26/52)]. Behind the 49ers offensive line, RB Carlos Hyde registered a career-high 193 yds. on 17 atts. (11.4 avg.).

## COLLEGE

Appeared in 55 games for the Cardinal in his collegiate career. As a senior in 2015, became the 1st recipient of the Outland Trophy Award, given to the nation's most outstanding lineman, in school history. Became the 9th unanimous All-America selection in Stanford history and was the recipient of the Morris Trophy Award, given to the Pac-12 Lineman of the Year. Also earned First-Team All-America and First-Team All-Pac-12 honors. Played in all 14 games and was named a team captain. In 2014, started all 13 games as the offensive line ranked 18th nationally in tackles for loss allowed (4.62 per game). As a sophomore, played in 14 games and was part of an offensive line that ranked 7th nationally in tackles for loss allowed (4.14 per game), 11th in sacks allowed (1.14 per game) and 22nd in rushing offense (207.4 yards per game). In 2012, played in 14 games and was the 1st true freshman offensive lineman to start at Stanford since 2000.

## PERSONAL

- Attended Puyallup (WA) HS and was a three-time all-state and first-team all-Sout Puget Sound League honoree.
- Named 2011 South Puget Sound League Lineman of the Year.
- His uncle, Steven, played football at Arizona St.
- Born Joshua Samuel Garnett (2/21/94) in Auburn, WA.
- Majored in human biology.

## INJURY REPORT

**2017:** Placed on the Injured Reserve List on 9/2 with a knee injury.

# JIMMY GAROPPOLO

# 10

QB » 6-2 » 225 » EASTERN ILLINOIS

11.2.91 » ROLLING MEADOWS, IL » ROLLING MEADOWS HS, ROLLING MEADOWS, IL » 4TH YEAR » ACQUIRED TR IN '17 - NE

## AWARDS & HONORS

**2017:** FedEx Air Player of the Week (Week 15), Castrol EDGE Clutch Performer of the Week (Week 15 & Week 16)

## CAREER HIGHLIGHTS

- According to the Elias Sports Bureau, Garoppolo is 1 of 5 QBs to win their 1st seven NFL starts since the merger in 1970.
- With wins in each of his 1st five starts with the 49ers [15-14 at Chi. (12/3/17); 26-16 at Hou. (12/10/17); 25-23 vs. Ten. (12/17/17); 44-33 vs. Jax. (12/24/17); 34-13 at LAR (12/31)], he became the 1st 49ers QB since the merger in 1970 to win each of his 1st five starts with the team.
- With wins at Chi. (12/3/17), at Hou. (12/10/17) and at LAR (12/31), he is the 3rd 49ers QB since the merger in 1970 to win each of his 1st three road starts. QB Elvis Grbac won each of his 1st four road starts from 1995-96 and QB Jim Plunkett won his 1st three starts on the road in 1976.
- In his 1st start as a member of the 49ers, completed 26 of 37 atts. for a career-high 293 yds. at Chi. (12/3/17). According to the Elias Sports Bureau, his 293 passing yds. set the franchise record for most passing yds. by a player in his 1st start with the team.

**MOST CONSECUTIVE WINS BY A QB TO START HIS CAREER SINCE 1970**

| Quarterback | Wins |
|---|---|
| Ben Roethlisberger | 15 |
| Mike Tomczak | 10 |
| **Jimmy Garoppolo** | **7** |
| Dieter Brock | 7 |
| Daunte Culpepper | 7 |

## GAROPPOLO'S GOLDEN NUGGETS

- Is a two-time Super Bowl champion (XLIX & LI) as a member of the New England Patriots.
- Registered 13,089 yards in total offense at Eastern Illinois, joining New Orleans Saints head coach Sean Payton (10,298 yards; 1983-86) as the only players in EIU history to generate at least 10,000 yards in total offense.
- Following his senior season at Eastern Illinois in 2013, was named the Walter Payton Award winner. The Award is given to the most outstanding offensive player in the Division I Football Championship Subdivision.
- In addition to Garoppolo, Eastern Illinois has produced a fair share of NFL products including Mike Shanahan, former Super Bowl winning NFL head coach and father of current 49ers head coach Kyle Shanahan, Chicago Bears general manager Ryan Pace, New Orleans Saints head coach Sean Payton and former Dallas Cowboys QB and current TV analyst Tony Romo.
- His brother, Mike, played linebacker at Western Illinois (2007-11).

## GAROPPOLO'S GAME-BY-GAME

**2017 (New England/San Francisco)**

| Date | Opp | W/L | P/S | Att | Cmp | Pct | Yds | TD | Int | Lg | Sk/Yds | Rtg | Rsh | Yds | TD | Total Net Yds. | Pct. Offense |
|---|---|---|---|---|---|---|---|---|---|---|---|---|---|---|---|---|---|
| | | | | | | | | **WITH NE** | | | | | | | | | |
| Sep 7 | KC | L | 0/0 | – | – | – | – | DID NOT PLAY | | | – | – | – | – | – | – | – |
| Sep 17 | at NO | W | 0/0 | – | – | – | – | DID NOT PLAY | | | – | – | – | – | – | – | – |
| Sep 24 | Hou | W | 0/0 | – | – | – | – | DID NOT PLAY | | | – | – | – | – | – | – | – |
| Oct 1 | Car | L | 0/0 | – | – | – | – | DID NOT PLAY | | | – | – | – | – | – | – | – |
| Oct 5 | at TB | W | 0/0 | – | – | – | – | DID NOT PLAY | | | – | – | – | – | – | – | – |
| Oct 15 | at NYJ | W | 0/0 | – | – | – | – | DID NOT PLAY | | | – | – | – | – | – | – | – |
| Oct 22 | Atl | W | 0/0 | – | – | – | – | DID NOT PLAY | | | – | – | – | – | – | – | – |
| Oct 29 | LAC | W | 0/0 | – | – | – | – | DID NOT PLAY | | | – | – | – | – | – | – | – |
| | | | | | | | | **TRADED TO SF ON 10/31** | | | | | | | | | |
| Nov 5 | Arz | L | 0/0 | – | – | – | – | DID NOT PLAY | | | – | – | – | – | – | – | – |
| Nov 12 | NYG | W | 0/0 | – | – | – | – | DID NOT PLAY | | | – | – | – | – | – | – | – |
| Nov 26 | Sea | L | 1/0 | 2 | 2 | 100.0 | 18 | 1 | 0 | 10 | 0/0 | 143.8 | 1 | 4 | 0 | 22 | 7.9 |
| Dec 3 | at Chi | W | 1/1 | 37 | 26 | 70.3 | 293 | 0 | 1 | 33 | 2/15 | 82.4 | 4 | 8 | 0 | 286 | 73.7 |
| Dec 10 | at Hou | W | 1/1 | 33 | 20 | 60.6 | 334 | 1 | 1 | 61 | 2/20 | 92.2 | 5 | –3 | 0 | 311 | 74.8 |
| Dec 17 | Ten | W | 1/1 | 43 | 31 | 72.1 | 381 | 1 | 0 | 54 | 3/18 | 106.8 | 0 | 0 | 0 | 357 | 86.2 |
| Dec 24 | Jax | W | 1/1 | 30 | 21 | 70.0 | 242 | 2 | 1 | 44 | 1/4 | 102.4 | 3 | 3 | 1 | 241 | 65.3 |
| Dec 31 | at LAR | W | 1/1 | 33 | 20 | 60.6 | 292 | 2 | 2 | 44 | 0/0 | 84.4 | 2 | –1 | 0 | 291 | 63.1 |
| **TOTALS** | | | **6/5** | **178** | **120** | **67.4** | **1,560** | **7** | **5** | **61** | **8/57** | **96.2** | **15** | **11** | **1** | **1,514** | **27.1** |

## CAREER HIGHLIGHTS (CONTINUED)

- His 1,542 passing yds. in his 1st five starts with the team are the most by a 49ers QB in his 1st five starts in franchise history.

**MOST PASSING YDS. BY 49ERS QUARTERBACK IN 1ST FIVE STARTS IN FRANCHISE HISTORY**

| Name | Atts. | Comps. | Pct. | Yds. | TDs | INTs |
|---|---|---|---|---|---|---|
| **Jimmy Garoppolo** | **176** | **118** | **67.0** | **1,542** | **6** | **5** |
| Jeff Kemp | 166 | 103 | 62.0 | 1,385 | 10 | 4 |
| Elvis Grbac | 164 | 117 | 71.3 | 1,376 | 8 | 4 |
| Steve Bono | 185 | 105 | 56.8 | 1,251 | 7 | 3 |
| Brian Hoyer | 194 | 115 | 59.3 | 1,211 | 4 | 4 |

- His 1,542 passing yds. through his 1st five starts with the 49ers ranks 4th among all QBs in their 1st five starts with a new team since the merger in 1970.

**MOST PASSING YARDS IN 1ST FIVE STARTS WITH A TEAM SINCE 1970**

| Player | Team | Year | Yards |
|---|---|---|---|
| Drew Bledsoe | Buffalo | 2002 | 1,762 |
| Trent Green | St. Louis | 2000 | 1,668 |
| Cam Newton | Carolina | 2011 | 1,610 |
| **Jimmy Garoppolo** | **San Francisco** | **2017** | **1,542** |
| Kirk Cousins | Washington | 2012-14 | 1,503 |

- His 2,038 passing yds. through his 1st seven NFL starts ranks 4th among all QBs since the merger in 1970.

**MOST PASSING YARDS IN 1ST SEVEN STARTS SINCE 1970**

| Player | Year | Yards |
|---|---|---|
| Billy Volek | 2003-04 | 2,305 |
| Cam Newton | 2011 | 2,103 |
| Kirk Cousins | 2012-14 | 2,043 |
| **Jimmy Garoppolo** | **2016-17** | **2,038** |
| Andrew Luck | 2012 | 1,971 |

- Became just the 5th QB in the last 30 years to make his 1st regular season start in a season-opening night game (9/11/16 vs. Arz.). Packers QB Aaron Rodgers was the last (2008, win vs. Minnesota), with Chargers QB Philip Rivers (2006) and former NFL QBs David Carr (2002) and Brian Griese (1999) before him. He finished 24 of 33 for 264 yds. and 1 TD.
- Helped the Patriots set a NFL record for fewest INTs in a single season (2 INTs on 550 atts. in 2016).

## 2017 HIGHLIGHTS

- Acquired via trade on 10/31, played in 6 games (5 starts) and completed 120 of 178 atts. for 1,560 yds., 7 TDs, 5 INTs and a QB rating of 96.2. Added 15 rushing atts. for 11 yds. and 1 TD.
- Set the franchise record for the most passing yds. (1,542) in his 1st five starts with the team.
- Threw a 10-yd. TD pass to WR Louis Murphy vs. Sea. (11/26). It marked the 1st TD pass of Garoppolo's career with the 49ers, and his 1st since throwing 3 TDs vs. Mia. (9/18/16) as a member of the New England Patriots.
- In his 1st start as a member of the 49ers, completed 26 of 37 atts. for a career-high 293 yds. at Chi. (12/3). According to the Elias Sports Bureau, his 293 passing yds. set the franchise record for most passing yds. by a player in his 1st start with the team.
- Trailing 12-14 with 5:27 left to play in the game at Chi. (12/3), he led a 14-play, 86-yd. drive to set up the game-winning FG by K Robbie Gould with 0:04 left on the clock. On the drive, he completed 5 of 6 atts. for 54 yds. and converted on three 3rd down plays.

## 2017 HIGHLIGHTS (CONTINUED)

- Completed 20 of 33 atts. for a then-career-high 334 yds. and 1 TD, including a career-long 61-yd. completion to TE Garrett Celek at Hou. (12/10). He is the 3rd 49ers QB since the merger in 1970 to win each of his 1st two road starts. QB Elvis Grbac won each of his 1st four road starts from 1995-96 and QB Jim Plunkett won his 1st three starts on the road in 1976.
- Finished the game completing 31 of 43 atts. for a career-high 381 yds., 1 TD and at QB rating of 106.8 vs. Ten. (12/17). For the 2nd time in the past three weeks, he engineered a game-winning scoring drive in the 4th qtr. Trailing Ten. 22-23 with 1:07 left in the game, Garoppolo worked the offense down the field, completing 3 of 5 atts. for 45 yds., setting up K Robbie Gould for the game-winning 45-yd. FG as time expired.
- With 381 yds. passing vs. Ten. (12/17), he has thrown for over 300 yds. passing in consecutive games for the 1st time in his career [334 at Hou. (12/10/17)]. He is the 1st 49ers QB to register consecutive 300-yd. passing games since QB Jeff Garcia had three consecutive 300-yd. games in 2000 [323 at SD (12/3/00; 305 vs. NO (12/10/00) & 402 vs. Chi. (12/17/00)].
- Having thrown for 1,008 yds. in a three game span [293 at Chi. (12/3); 334 at Hou. (12/10); 381 vs. Ten. (12/17)], he is the 1st 49ers QB to throw for over 1,000 yds. in a three game span since QB Tim Rattay threw for 1,002 yds. over three games in 2004 [299 vs. StL (10/3/04); 417 vs. Arz. (10/10/04); 286 at NYJ (12/17/04)].
- With his 31 completions vs. Ten. (12/17), he is the 1st 49ers QB to have 30-or-more completions in a game since 12/20/15 [QB Blaine Gabbert vs. Cin. (30 of 50 for 295 yds., 1 TD and 3 INTs)].
- In the 1st half vs. Ten. (12/17), he completed 18 of 26 atts. for 189 yds., 1 TD and a passer rating of 102.9. His 18 completions were the most in a 1st half by a 49ers QB since Alex Smith went 18 of 29 vs. Jax. (11/29/09).
- Completed 21 of 30 atts. for 242 yds., 2 TDs and at QB rating of 102.4 vs. Jax. (12/24). He also scored the 1st rushing TD of his career on a 1-yd. run on the 1st drive of the game. His 102.4 QB rating was the highest against the Jaguars this season.

## GOLDMINE

- In May of 2016, Garoppolo, in partnership with AccessSportAmerica, volunteered to help at a football clinic for disabled high school students at Harvard Stadium. During the clinic, Garoppolo gave tips to participants on passing, blocking and other essential football skills. Garoppolo enjoyed the clinic so much, he returned to Harvard Stadium again in 2017 to hang out with the AccessSportAmerica students. Garoppolo said he felt honored to volunteer with AccessSportAmerica, and contribute to their efforts to inspire higher function and fitness for people living with challenges and disabilities through high-challenge sports and training.
- Along with former Patriots teammate Julian Edelman, Garoppolo surprised students at Central Elementary and Cedar Elementary schools in Hanover, NJ in June of 2016. The two spent time at both schools reading to kids, sharing the importance of homework, and learning a few new touchdown dances.

## GAROPPOLO'S CAREER STATISTICS

| | | | | PASSING | | | | | | | | | | RUSHING | | | | |
|---|---|---|---|---|---|---|---|---|---|---|---|---|---|---|---|---|---|---|
| YEAR | TEAM | GP | GS | ATT | CMP | PCT | YDS | TD | INT | LG | SK | LST | RTG | ATT | YDS | AVG | LG | TD |
| 2014 | NE | 6 | 0 | 27 | 19 | 70.4 | 182 | 1 | 0 | 37 | 5 | 36 | 101.2 | 10 | 9 | 0.9 | 9 | 0 |
| 2015 | NE | 5 | 0 | 4 | 1 | 25.0 | 6 | 0 | 0 | 6 | 0 | 0 | 39.6 | 5 | –5 | –1.0 | –1 | 0 |
| 2016 | NE | 6 | 2 | 63 | 43 | 68.3 | 502 | 4 | 0 | 37t | 3 | 15 | 113.3 | 10 | 6 | 0.6 | 10 | 0 |
| 2017 | NE/SF | 6 | 5 | 178 | 120 | 67.4 | 1,560 | 7 | 5 | 61 | 8 | 57 | 96.2 | 15 | 11 | 0.7 | 8 | 1 |
| **TOTALS** | | **23** | **7** | **272** | **183** | **67.3** | **2,250** | **12** | **5** | **61** | **16** | **108** | **99.7** | **40** | **21** | **0.5** | **10** | **1** |

**PLAYOFFS**

| | | | | PASSING | | | | | | | | | | RUSHING | | | | |
|---|---|---|---|---|---|---|---|---|---|---|---|---|---|---|---|---|---|---|
| YEAR | TEAM | GP | GS | ATT | CMP | PCT | YDS | TD | INT | LG | SK | LST | RTG | ATT | YDS | AVG | LG | TD |
| 2014 | NE | 1 | 0 | 0 | 0 | 0.0 | 0 | 0 | 0 | – | 0 | 0 | 0.0 | 0 | 0 | 0.0 | – | 0 |
| 2015 | NE | 0 | 0 | 0 | 0 | 0.0 | 0 | 0 | 0 | – | 0 | 0 | 0.0 | 0 | 0 | 0.0 | – | 0 |
| 2016 | NE | 0 | 0 | 0 | 0 | 0.0 | 0 | 0 | 0 | – | 0 | 0 | 0.0 | 0 | 0 | 0.0 | – | 0 |
| **TOTALS** | | **1** | **0** | **0** | **0** | **0.0** | **0** | **0** | **0** | **–** | **0** | **0** | **0.0** | **0** | **0** | **0.0** | **–** | **0** |

**Additional Statistics:**
**Fumbles–Lost – 3–1:** 2016 (2–1); 2017 (1–0)
**Receptions – 2:** 2016 (1); 2017 (1)
**Receiving Yards – (–3):** 2016 (3); 2017 (–6)
**Tackles – 1:** 2017 (1)

**Milestones:**
**NFL Debut:** at KC (9/29/14); **First Start:** at Arz. (9/11/16); **First Passing TD:** at KC (9/29/14 – 13–yd. pass to TE Rob Gronkowski); **First 300–Yd. Game:** at Hou. (12/10/17 – 334 yds.); **300–Yd. Games:** 2 – Last vs. Ten. (12/17/17 – 381 yds.); **First Rushing TD:** vs. Jax. (12/24/17 – 1–yd. run)

## GAROPPOLO'S CAREER HIGHS

**Passes Attempted:** 43 vs. Ten. (12/17/17)
**Completions:** 31 vs. Ten. (12/17/17)
**Completion Percentage:** 72.7 at Arz. (9/11/16)
**Passing Yards:** 381 vs. Ten. (12/17/17)
**Long Pass:** 61 at Hou. (12/10/17)
**QB Rating:** 135.4 vs. Mia. (9/18/16)
**Passing Touchdowns:** 3 vs. Mia. (9/18/16)
**Rushes:** 5 at Hou. (12/10/17)
**Rushing Yards:** 16 vs. Buf. (12/28/14)
**Rushing Touchdowns:** 1 vs. Jax. (12/24/17)
**Long Rush:** 10 at Arz. (9/11/16)

## GAROPPOLO'S TRANSACTIONS

Originally a 2nd–round (62nd overall) draft choice by NE in 2014...Traded to SF on 10/31/17.

## 2016 (NEW ENGLAND)

- Appeared in 6 games (2 starts) and completed 43 of 63 pass atts. (68.3 pct.) for 502 yds. and 4 TDs.
- Made his 1st career NFL start at Arz. (9/11), going 24-33 for 264 yds., 1 TD and a passer rating of 106.1. Also rushed for 12 yds. on 4 carries.
- Completed 18 of 26 passing atts. for 232 yds. and a career-high 3 TDs vs. Mia. (9/18). Finished the game with a 135.4 passer rating.

## 2015 (NEW ENGLAND)

- Saw action in 5 regular season contests as a reserve and completed 1 pass on 4 atts. for 6 yds.
- Came in to complete 1 pass for 4 yds. at Mia. (1/3/16).

## 2014 (NEW ENGLAND)

- Appeared in 6 regular season games in relief of Patriots QB Tom Brady, completing 19 of 27 passes (70.4 pct.) for 182 yds. and 1 TD.
- Made his NFL debut at KC (9/29), competing 6 of 7 passes for 70 yds. and his 1st career TD pass.
- Played the entire 2nd half of the season finale vs. Buf. (12/28), completing 10 of 17 passes for 90 yds. Also rushed 4 times for 16 yds.

## COLLEGE

Started all 45 games that he appeared in for Eastern Illinois, where he completed 1,047 of 1,668 pass atts. (62.8%) for 13,151 yds., 118 TDs and 51 INTs. Also added 8 rushing TDs on 260 carries. Generated 13,089 yds. in total offense in his career and was responsible for 126 touchdowns. Also handled some punting duties, kicking 9 times for 287 yds. (31.9 avg). Finished 6th in Football Championship Subdivision annals with 118 TD passes and 7th with 13,151 yds. passing. Set the Ohio Valley Conference (OVC) records in comps. (1,047), yds. (13,151) and TDs (118). As a senior in 2013, was the Walter Payton Award winner, named FCS ADA National Offensive Player of the Year, was a Consensus First-Team All-American and was the OVC Male Athlete of the Year. That season, he appeared in 14 games and completed 375 of 568 passes (66.0%) for 5,050 yds. and 53 TDs. He also broke Tony Romo's single season and career passing records. In 2012, he earned Second-Team All-OVC Honors after going 331-of-540 for 3,823 yds. and 31 TD passes. Started all 11 games as a sophomore, throwing for 2,644 yds. and 20 TDs on 217 of 349 passing. In 2010, started the final 8 games of the season, passing for 1,639 yds. and 14 TDs, earning All-Ohio Valley Conference Newcomer Team honors.

## PERSONAL

- Attended Rolling Meadows (IL) HS and passed for 1,888 yds. and 16 TDs as a senior, earning northwest suburban all-area honors. Also rushed for 563 yds. and 7 TDs, helping to lead his team to mid-suburban east league championships and IHSA Class 7A playoff berth. As a junior, passed for 2,072 yds. and 18 TDs while completing 152 of 253 (60.1 pct.) passes and ran for 552 yds. and 7 TDs.
- Is the 3rd of four sons of Tony and Denise Garoppolo.
- Brother Mike played football at Western Illinois.
- Majored in management at Eastern Illinois.
- Born Jimmy Garoppolo (11/2/91) in Franklin Park, IL.

## INJURY REPORT

**2016:** Missed 3 games [vs. Hou. (9/22), vs. Buf. (10/2) & at Cle. (10/9)] with a shoulder injury.

## GAROPPOLO'S GAME-BY-GAME

**Only games Garoppolo has appeared in on offense are listed**

**2014 (New England)**

| Date | Opp | W/L | P/S | Att | Cmp | Pct | Yds | TD | Int | Lg | Sk/Yds | Rtg | Rsh | Yds | TD | Total Net Yds. | Pct. Offense |
|---|---|---|---|---|---|---|---|---|---|---|---|---|---|---|---|---|---|
| Sep 29 | at KC | L | 1/0 | 7 | 6 | 85.7 | 70 | 1 | 0 | 37 | 1/6 | 147.9 | 0 | 0 | 0 | 64 | 22.1 |
| Oct 5 | Cin | W | 1/0 | 0 | 0 | – | 0 | 0 | 0 | – | 0/0 | – | 3 | –4 | 0 | –4 | –0.8 |
| Oct 26 | Chi | W | 1/0 | 3 | 3 | 100.0 | 22 | 0 | 0 | 17 | 1/11 | 97.2 | 1 | –1 | 0 | 10 | 2.1 |
| Nov 16 | at Ind | W | 1/0 | 0 | 0 | – | 0 | 0 | 0 | – | 0/0 | – | 2 | –2 | 0 | –2 | –0.4 |
| Dec 14 | Mia | W | 1/0 | 0 | 0 | – | 0 | 0 | 0 | – | 0/0 | – | 0 | 0 | 0 | 0 | 0.0 |
| Dec 28 | Buf | L | 1/0 | 17 | 10 | 58.8 | 90 | 0 | 0 | 20 | 3/19 | 73.2 | 4 | 16 | 0 | 87 | 33.5 |
| **TOTALS** | | | **6/0** | **27** | **19** | **70.4** | **182** | **1** | **0** | **37** | **5/36** | **101.2** | **10** | **9** | **0** | **155** | **2.7** |

**2014 Postseason (New England)**

| Date | Opp | W/L | P/S | Att | Cmp | Pct | Yds | TD | Int | Lg | Sk/Yds | Rtg | Rsh | Yds | TD | Total Net Yds. | Pct. Offense |
|---|---|---|---|---|---|---|---|---|---|---|---|---|---|---|---|---|---|
| Jan 18 | Ind | W | 1/0 | 0 | 0 | – | 0 | 0 | 0 | – | 0/0 | – | 0 | 0 | 0 | 0 | 0.0 |
| **TOTALS** | | | **1/0** | **0** | **0** | **–** | **0** | **0** | **0** | **–** | **0/0** | **–** | **0** | **0** | **0** | **0** | **0.0** |

**2015 (New England)**

| Date | Opp | W/L | P/S | Att | Cmp | Pct | Yds | TD | Int | Lg | Sk/Yds | Rtg | Rsh | Yds | TD | Total Net Yds. | Pct. Offense |
|---|---|---|---|---|---|---|---|---|---|---|---|---|---|---|---|---|---|
| Sep 27 | Jax | W | 1/0 | 0 | 0 | – | 0 | 0 | 0 | – | 0/0 | – | 2 | –2 | 0 | –2 | –0.4 |
| Oct 11 | at Dal | W | 1/0 | 0 | 0 | – | 0 | 0 | 0 | – | 0/0 | – | 2 | –2 | 0 | –2 | –0.6 |
| Oct 29 | Mia | W | 1/0 | 0 | 0 | – | 0 | 0 | 0 | – | 0/0 | – | 0 | 0 | 0 | 0 | 0.0 |
| Nov 8 | Was | W | 1/0 | 0 | 0 | – | 0 | 0 | 0 | – | 0/0 | – | 1 | –1 | 0 | –1 | –0.2 |
| Jan 3 | at Mia | L | 1/0 | 4 | 1 | 25.0 | 6 | 0 | 0 | 6 | 0/0 | 39.6 | 0 | 0 | 0 | 6 | 3.1 |
| **TOTALS** | | | **5/0** | **4** | **1** | **25.0** | **6** | **0** | **0** | **6** | **0/0** | **39.6** | **5** | **–5** | **0** | **1** | **0.0** |

**2016 (New England)**

| Date | Opp | W/L | P/S | Att | Cmp | Pct | Yds | TD | Int | Lg | Sk/Yds | Rtg | Rsh | Yds | TD | Total Net Yds. | Pct. Offense |
|---|---|---|---|---|---|---|---|---|---|---|---|---|---|---|---|---|---|
| Sep 11 | at Arz | W | 1/1 | 33 | 24 | 72.7 | 264 | 1 | 0 | 37t | 2/7 | 106.1 | 4 | 12 | 0 | 269 | 74.1 |
| Sep 18 | Mia | W | 1/1 | 26 | 18 | 69.2 | 232 | 3 | 0 | 26 | 0/0 | 135.4 | 0 | 0 | 0 | 232 | 50.1 |
| Oct 9 | at Cle | W | 1/0 | 1 | 0 | 0.0 | 0 | 0 | 0 | – | 0/0 | 39.6 | 2 | –3 | 0 | –3 | –0.6 |
| Oct 30 | at Buf | W | 1/0 | 0 | 0 | – | 0 | 0 | 0 | – | 1/8 | – | 1 | –1 | 0 | –9 | –2.5 |
| Dec 24 | NYJ | W | 1/0 | 2 | 1 | 50.0 | 6 | 0 | 0 | 6 | 0/0 | 56.3 | 3 | –2 | 0 | 4 | 1.2 |
| Jan 1 | at Mia | W | 1/0 | 1 | 0 | 0.0 | 0 | 0 | 0 | – | 0/0 | 39.6 | 0 | 0 | 0 | 0 | 0.0 |
| **TOTALS** | | | **6/2** | **63** | **43** | **68.3** | **502** | **4** | **0** | **37t** | **3/15** | **113.3** | **10** | **6** | **0** | **493** | **8.0** |

# JIMMIE GILBERT

47

LB » 6-5 » 230 » COLORADO

11.9.94 » COLLEGE STATION, TX » A&M CONSOLIDATED HS, COLLEGE STATION, TX » ROOKIE » ACQUIRED FA IN '17

## GOLDMINE

- After being selected to play in the 2017 East-West Shrine Game in St. Petersburg, FL, Gilbert and nearly 100 Shrine Game players drove to Tampa, FL to visit Shriners Hospitals for Children. Shriners provides specialized care to children with orthopedic conditions, burns, and spinal cord injuries. Gilbert and his teammates were honored to spend a day with patients, reading and writing with them as well as playing numerous games. Immediately afterwards, Gilbert put up a picture on his Instagram saying he had a great experience getting to know the children and was glad he got to spend time with the kids. Shriners Hospitals said it was the children's favorite day of the year.

## GILBERT'S GOLDEN NUGGETS

- Was named Third-Team All-America by the Associated Press in 2016 after finishing 24th in Division I in sacks (10.5) and 3rd in FF (6).
- His father, Jimmie Sr., played college basketball at Texas A&M from 1983-86 where he was named to the All-Southwest Conference Newcomer Team in 1983. He was also selected by the Chicago Bulls in the fifth round of the 1986 NBA Draft and also played professionally overseas.

## GOLDMINE (CONTINUED)

- The 49ers partnered with Furry Friends Pet Assisted Therapy Services for animal therapy, while providing confidence building activities for students in the Leland High School special needs program in an effort to erase the stigma attached to special needs. Gilbert and his teammates spent time with students with autism, mental illness and learning disabilities as they play board games, working on social skills including conversational queues and eye contact through the hands-on activity. Players will also partner with animal therapy dogs to uplift students through one-on-one interactions.

## GILBERT'S CAREER STATISTICS

| | | | | TACKLES | | | | | INTERCEPTIONS | | | | | FUMBLES | | |
|---|---|---|---|---|---|---|---|---|---|---|---|---|---|---|---|---|
| YEAR | TEAM | GP | GS | TOT | SOL | AST | SACKS | YDS | INT | YDS | LG | TD | PD | FF | FR | YDS |
| 2017 | SF | – | – | – | INJURED RESERVE (Knee) | | | – | – | – | – | – | – | – | – | |
| TOTALS | | – | – | – | – | – | – | – | – | – | – | – | – | – | – | – |

## GILBERT'S TRANSACTIONS

Originally signed as an undrafted free agent by SF on 5/4/17...Waived/Injured by SF on 7/31/17...Placed on the Injured Reserve List on 8/1/17.

## COLLEGE

Appeared in 51 games (27 starts) during his four-year career at Colorado. Registered 147 tackles, 30.5 TFLs, 20.0 sacks and 8 FFs. As a senior in 2016, started all 14 games and registered 51 tackles, 14.0 TFLs, 10.5 sacks and 6 FFs to earn First-Team All-Pac-12 honors. In 2015, saw action in 13 games (3 starts) as a junior and totaled 47 tackles, 8.0 TFLs, 6.0 sacks and 1 FF. Appeared in 12 games (9 starts) as a sophomore in 2014, recording 38 tackles, 6.5 TFLs, 2.5 sacks and 1 FF. In 2013, saw action in 12 games (1 start) as a freshman and notched 11 tackles, 2.0 TFLs, 1.0 sack and 1 FF.

## PERSONAL

- Attended A&M Consolidated (College Station, TX) HS, where he totaled 78 tackles, 25.0 TFLs and 10.0 sacks as a senior to earn first-team All-District 14-5A honors.
- Born 11/9/94 in College Station, TX to Jimmie Sr. and Nelda.
- Graduated in 2017 with a degree in sociology.

## INJURY REPORT

**2017:** Placed on the Injured Reserve List on 8/1 with a knee injury.

# GARRY GILLIAM

76

OL » 6-5 » 315 » PENN STATE

11.26.90 » HERSHEY, PA » MILTON HERSHEY SCHOOL, HERSHEY, PA » 4TH YEAR » ACQUIRED RFA IN '17 - SEA

## 2017 HIGHLIGHTS

- Played in 8 games (1 start) before being placed on the Injured Reserve List on 11/7.

## GOLDMINE

- Growing up in a troubled neighborhood in Harrisburg, PA, Gilliam's mother, Vene Shifflett, enrolled second-grade Garry into Milton Hershey School, a private, cost-free boarding school. Shifflett, along with Garry's brother, Victor, moved to Chambersburg, PA, as Victor was struggling with a combination of cerebral palsy and four kinds of congenital heart defects in an attempt to seek better care. Gilliam struggled to fit in with host families as he missed everything he knew. For three years, he found the right match as he lived with wrestling coach and gym teacher, Jimmy Taylor, and his wife and their young son and daughter whom he played with, cooked meals for and helped clean the house with.
- Gilliam often visits Milton Hershey School, speaking to students about perseverance through adversity and sharing the story of his upbringing. Part of his message is to, "Do your work. Be respectful to your elders and classmates."
- During the 2015 offseason, Gilliam, along with teammates, took part in a job shadow program at Starbucks headquarters to learn more about the company's operations. The players spent several days following Starbucks global communications, global digital marketing and partner communications and engagement teams. The program looked to explain post-football opportunities.

## GILLIAM'S GOLDEN NUGGETS

- His last name is pronounced GILL-yum.
- Helped the Seahawks start the third-largest come-from-behind victory in Championship Game history as a rookie in 2014, registering a 19-yd. TD recept. on a fake FGA vs. GB (1/18/15 - NFC - C). He caught a Seahawks P Jon Ryan pass in the 3rd Qtr. with the Seahawks trailing 16-0.
- While at Penn State, Gilliam transitioned from tight end to offensive tackle prior to the 2013 season. In order to make the transition, he added around 30 pounds to his 6'6" frame during offseason workouts.
- Gilliam has many interests off the football field, which includes watching informational television shows on the History, Discovery and Science Channels. Growing up, he also participated in ballet, jazz and tap for 10-plus years, in addition to singing in choir and playing the piano and guitar.

## GILLIAM'S CAREER STATISTICS

**GAMES/STARTS – 52/31:** 2014 (14/1); 2015 (16/16); 2016 (14/13); 2017 (8/1)
**POSTSEASON GAMES/STARTS – 6/4:** 2014 (2/0); 2015 (2/2); 2016 (2/2)

**Additional Statistics:**
**Forced Fumbles – 1:** 1 in 2015

**Milestones:**
**NFL Debut:** vs. GB (9/4/14); **First Start:** vs. Oak. (11/2/14)

## GILLIAM'S TRANSACTIONS

Originally signed as an undrafted free agent by Sea. on 5/10/14...Signed a one–year deal with SF on 4/19/17... Placed on the Injured Reserve List on 11/7/17.

## 2016 (SEATTLE)

- Saw action in 14 games at RT, making 13 starts. Also started each of the Seahawks 2 postseason contests.
- Part of an offensive line group that helped Seahawks RB Christine Michael run for a single game career-high 106 yds. and 2 TDs on 20 atts. vs. SF (9/25).
- Started at RT as Seahawks QB Russell Wilson threw for a career-high 350 yds. and 4 TDs vs. Arz. (12/24).
- Helped lead Seahawks RB Thomas Rawls to a Seattle postseason record 161 rushing yds., starting at RT in the team's 26-6 win vs. Det. (1/7/17 - NFC - WC).

## 2015 (SEATTLE)

- Started all 16 games in a season for the 1st time in his career at RT, to go along with 2 postseason starts.
- Part of an offensive line that held the Cowboys pass rush without a sack on 30 pass atts. at Dal. (11/1), leading to Seahawks QB Russell Wilson passing for 210 yds. and 1 TD.
- Blocked for Seahawks QB Russell Wilson, who threw for 345 yds. and a career-high 5 TD passes in the Seahawks 35-6 win vs. Pit. (11/29).
- Held the Ravens without a sack and saw Seahawks QB Russell Wilson throw 5 TDs in a single game for the 2nd time on the season in addition to 292 yds. in the Seahawks 35-6 win at Bal. (12/13).
- Made the 1st postseason start of his career at RT at Min. (1/10/16 - NFC - WC).

## 2014 (SEATTLE)

- Appeared in 14 regular season games (1 start) and 2 postseason contests as a rookie.
- Made his NFL debut vs. GB (9/4).
- Made his 1st career start vs. Oak. (11/2).
- Saw action in each of the team's 2 postseason games vs. Car. (1/10/15 - NFC - D) & vs. GB (1/18/15 - NFC - C).
- Registered a 19-yd. TD recept. on a fake FGA vs. GB (1/18/15 - NFC - C). Caught the Seahawks P Jon Ryan pass in the 3rd Qtr. with the Seahawks trailing 16-0. The play helped key the 3rd largest come-from-behind victory in Championship Game history.

## COLLEGE

Played in 27 career games (15 starts) at Penn State where he transitioned from tight end to offensive tackle prior to the 2013 season. As a TE, registered 8 recepts. for 86 yds. in his career. As a senior, appeared in 12 games (4 starts) at RT, where he was named the co-recipient of the team's 2013 Ridge Riley Award, presented for excellence in sportsmanship, leadership, scholarship and friendship. In 2012, saw action in all 12 games (8 starts) where he registered 7 recepts. for 65 yds. as a TE and earned Academic All-Big Ten honors. Missed the 2011 season due to injury. Appeared in the 1st 4 games (3 starts) of the 2010 season before missing the remainder of the season due to injury. Redshirted as a true freshman in 2009.

## PERSONAL

- Attended Milton Hershey (PA) School where he was all-american, all-state and all-mid-penn conference honoree at TE and DE. Finished his career with 20 recepts. for 350 yds. and 4 TDs on offense in addition to 153 tackles, 12.0 sacks and 5 INTs on defense.
- At Milton Hershey School, also was a conference champion in the javelin and qualified for the state track & field championships.
- Born Garry Montzell Gilliam Jr. (11/26/90) in Harrisburg, PA.
- Double-majored in advertising/public relations and management.

## INJURY REPORT

**2017:** Inactive vs. Arz. (11/5) with a knee injury; Placed on the Injured Reserve List on 11/7 with a knee injury.

# MARQUISE GOODWIN

# 11

WR » 5-9 » 179 » TEXAS

11.19.90 » ROWLETT, TX » ROWLETT HS, ROWLETT, TX » 5TH YEAR » ACQUIRED FA IN '17

## AWARDS & HONORS

**2017:** Len Eshmont Award, Ed Block Courage Award, Garry Niver Award

## CAREER HIGHLIGHTS

- Has recorded 8 TD recepts. during his NFL career, 6 of which have gone for 40-or-more yds.
- As a member of the Buffalo Bills, registered TD recepts. of 40, 43 and 59-yds. during the 2013 season, becoming the 1st member of the Bills to produce 3 TD recepts. of 40-or-more yds. in a season since WR Terrell Owens in 2009.
- Registered 50-or-more rec. yds. in six consecutive games for the 1st time in his NFL career [68 vs. Arz. (11/5/17), 83 vs. NYG (11/12/17), 78 vs. Sea. (11/26/17), 99 at Chi. (12/3/17), 106 at Hou. (12/10/17), 114 vs. Ten. (12/17/17)]. He is the 1st member of the 49ers to have at least six consecutive games with 50-or-more rec. yds. since WR Anquan Boldin registered eight consecutive games in 2014 [Weeks 4-12 (Week 8 Bye)].

## 2017 HIGHLIGHTS

- Started all 16 games for the 1st time in his career and set career highs in both recepts. (56) and rec. yds. (962) and his 17.2 yds./rec. avg. ranked 3rd in the NFL.
- Registered 5 recepts. for a career-high 116 yds. (23.2 avg.) at Ind. (10/8). It also marked his 2nd career 100-yd. game [vs. NYJ (9/15/16) - 112 yds.].
- Hauled in an 83-yd. TD pass from QB C.J. Beathard vs. NYG (11/12). It marked Goodwin's 1st TD recept. of the season and his longest rec. TD since 9/15/16 vs. NYJ, as a member of the Buffalo Bills. His 83-yd. recept. was the longest pass play by a member of the 49ers since 10/13/14 at StL (QB Colin Kaepernick to WR Brandon Lloyd – 83-yd. TD). Also had 1 carry on the day for a career-long 18 yds.
- Set a the-single-game career-high with 8 recepts. for a game-high 99 rec. yds. at Chi. (12/3).
- Had 6 recepts. for 106 yds. at Hou. (12/10), marking his 3rd career 100-yd. game and 2nd of the season.
- Registered a single-game career-high 10 recepts. for 114 yds. vs. Ten. (12/17). Including his performance the week before at Hou. (12/10 - 6 recepts. for 106 yds.), he has gone over 100 rec. yds. in consecutive games for the 1st time in his career. He is the 1st member of the 49ers with consecutive 100-yd. receiving games since WR Anquan Boldin at NYG (10/11/15 – 107 yds.) & vs. Bal. (10/18/15 – 102 yds.). He is the 1st 49ers player to have 10 recepts. in a game since 9/21/14 [WR Michael Crabtree at Arz. (10 recepts. for 80 yds. and 1 TD)].
- Hauled in an 8-yd. TD pass from QB Jimmy Garoppolo at LAR (12/31), marking his 2nd TD recept. of the season and 8th of his career.

## GOODWIN'S GOLDEN NUGGETS

- In 2017, was the recipient of the 49ers Len Eshmont Award, which is voted on by the players and is given to the 49er who best exemplifies the inspirational and courageous play of Len Eshmont, an original member of the 1946 49ers team. Eshmont, who coached at Navy and Virginia following his career in San Francisco, died in 1957. The award was established that year.
- Named the 49ers Ed Block Courage Award recipient in 2017. The Ed Block Courage Award is named after Ed Block, the former head athletic trainer of the Baltimore Colts of 23 years. Block was a pioneer in his profession and a respected humanitarian whose most passionate cause was helping children of abuse. The award is presented in his name each year to the player that exemplified a commitment to sportsmanship and courage. Ed Block Courage Award winners from each of the 32 NFL teams are honored at a banquet in Baltimore, MD.
- Was the 49ers 2017 Garry Niver Award recipient. The Garry Niver Award is presented annually by the San Francisco Chapter of the Pro Football Writers of America to a 49ers' player for his cooperation and professional style in helping the pro football writers do their jobs.
- Qualified for the U.S. Olympic team after winning the long jump title at the 2012 U.S. Olympic Trials and finished 10th in the long jump in the London Olympics.
- Goodwin married the former Morgan Snow, who also participated in track & field at the University of Texas. She was a 9-time All-American for the Longhorns.
- Is cousins with 49ers 2017 seventh-round draft pick, Adrian Colbert.

## GOODWIN'S GAME-BY-GAME

**2017**

| Date | Opp | W/L | P/S | Rec | Yds | Avg | Lg | TD |
|---|---|---|---|---|---|---|---|---|
| Sep 10 | Car | L | 1/1 | 3 | 21 | 7.0 | 14 | 0 |
| Sep 17 | at Sea | L | 1/1 | 3 | 26 | 8.7 | 12 | 0 |
| Sep 21 | LAR | L | 1/1 | 2 | 62 | 31.0 | 50 | 0 |
| Oct 1 | at Arz | L | 1/1 | 1 | 18 | 18.0 | 18 | 0 |
| Oct 8 | at Ind | L | 1/1 | 5 | 116 | 23.2 | 51 | 0 |
| Oct 15 | at Was | L | 1/1 | 2 | 26 | 13.0 | 19 | 0 |
| Oct 22 | Dal | L | 1/1 | 4 | 80 | 20.0 | 48 | 0 |
| Oct 29 | at Phi | L | 1/1 | 0 | 0 | – | – | 0 |
| Nov 5 | Arz | L | 1/1 | 2 | 68 | 34.0 | 55 | 0 |
| Nov 12 | NYG | W | 1/1 | 1 | 83 | 83.0 | 83t | 1 |
| Nov 26 | Sea | L | 1/1 | 4 | 78 | 19.5 | 34 | 0 |
| Dec 3 | at Chi | W | 1/1 | 8 | 99 | 12.4 | 20 | 0 |
| Dec 10 | at Hou | W | 1/1 | 6 | 106 | 17.7 | 32 | 0 |
| Dec 17 | Ten | W | 1/1 | 10 | 114 | 11.4 | 18 | 0 |
| Dec 24 | Jax | W | 1/1 | 3 | 37 | 12.3 | 24 | 0 |
| Dec 31 | at LAR | W | 1/1 | 2 | 28 | 14.0 | 20 | 1 |
| **TOTALS** | | | **16/16** | **56** | **962** | **17.2** | **83t** | **2** |

## GOLDMINE

- NFL players once again had the chance to share the causes that are important to them during all Week 13 games, as part of the NFL's My Cause, My Cleats campaign. The initiative was a culmination of collaborative work between the NFL and players across the league. "My Cause, My Cleats are inspired by my sister, Deja, who's life has been impacted by Cerebral Palsy, a congenital disorder of movement, muscle tone or posture," said Goodwin.

- On August 18th, 2017, as part of 49ers partnership with the Make-A-Wish Foundation, Goodwin spent the day with Austin DeMello, a 12-year-old 49ers fan from San Diego. The two toured the 49ers facility, had lunch together and even played a game of *Madden 17*, which Austin won. Austin was diagnosed with a brain tumor, but he and his family don't let that stop him from fighting and enjoying each day. "The fact that Austin's family comes out here, they're supporting him, loving him and not giving up on him, I love that," Goodwin said, "because my mom didn't give up on my sister." Goodwin's older sister, Deja, suffers from cerebral palsy and is unable to walk. Before Austin and his family went back to San Diego, Marquise left him with a message to remember when times get tough. "Just know that you've got a lot of people that love you and care about you," Goodwin told Austin, "including the 49ers."

- As part of the 49ers annual Thanksgiving celebrations, Goodwin and his teammates visited Cityteam San Jose to serve a holiday feast to over 300 people in need. Guests enjoyed turkey along with all of the usual holiday sides, while getting to know the 49ers.

- In 2012, Goodwin won the long jump title at the 2012 U.S. Olympic Trials (27-4.25) and finished 10th in the London Olympics. By qualifying for the Olympics, he became the first collegian to win both the Olympic Trials and the NCAA Outdoor long-jump competition in the same year since 1960. Goodwin was a two-time NCAA long jump champion, seven-time All-American and five-time Big 12 champion in the long jump during his career at the University of Texas.
- Goodwin began his track & field career at Rowlett (TX) HS, where he was a two-time World Junior Champion (long jump, 4x100m), seven-time Texas 5A State Champion [long jump (3x), triple jump (2x) and 4x100m (2x)] and two-time Texas Gatorade Track & Field Athlete of the Year.
- During the 2013 NFL Combine, Goodwin posted the fastest 40-yd. dash time among all participants, running the distance in 4.27 seconds. His time is tied for the 5th fastest 40-yd. dash ever recorded at the Combine.

## GOODWIN'S CAREER STATISTICS

| | | | | RECEIVING | | | | | RUSHING | | | | |
|---|---|---|---|---|---|---|---|---|---|---|---|---|---|
| YEAR | TEAM | GP | GS | NO | YDS | AVG | LG | TD | ATT | YDS | AVG | LG | TD |
| 2013 | BUF | 12 | 1 | 17 | 283 | 16.6 | 59t | 3 | 3 | 13 | 4.3 | 17 | 0 |
| 2014 | BUF | 10 | 0 | 1 | 42 | 42.0 | 42 | 0 | 3 | 8 | 2.7 | 12 | 0 |
| 2015 | BUF | 2 | 0 | 2 | 24 | 12.0 | 14 | 0 | 0 | 0 | – | – | 0 |
| 2016 | BUF | 15 | 9 | 29 | 431 | 14.9 | 84t | 3 | 0 | 0 | – | – | 0 |
| 2017 | SF | 16 | 16 | 56 | 962 | 17.2 | 83t | 2 | 4 | 44 | 11.0 | 18 | 0 |
| **TOTALS** | | **55** | **26** | **105** | **1,742** | **16.6** | **84t** | **8** | **10** | **65** | **6.5** | **18** | **0** |

**Additional Statistics:**
**Fumbles – Lost – 2–1:** 1–1 in 2013; 1–0 in 2014
**Kickoff Returns – 22:** 2013 (16); 2014 (4); 2015 (2)
**Kickoff Return Yards – 468:** 2013 (351); 2014 (84); 2015 (33)
**Tackles – 2:** 2017 (2)
**Forced Fumbles – 1:** 2017 (1)

**Milestones:**
**NFL Debut:** vs. NE (9/8/13); **First Start:** vs. NYJ (11/17/13); **First Reception:** vs. NE (9/8/13 – 0–yd. pass from QB EJ Manuel); **First TD Reception:** vs. Cin. (10/13/13 – 40–yd. pass from QB Thad Lewis); **100–yd. Games:** 4, Last vs. Ten. (12/17/17 – 114 yds.)

## GOODWIN'S CAREER HIGHS

**Receptions:** 10 vs. Ten. (12/17/17)
**Receiving Yards:** 116 at Ind. (10/8/17)
**Long Reception:** 84t vs. NYJ (9/15/16)
**TD Receptions:** 1 (7 times) Last vs. NYG (11/12/17)
**Rushes:** 1 (9 times) Last vs. Ten. (12/17/17)
**Rushing Yards:** 18 vs. NYG (11/12/17)
**Long Rush:** 18 vs. NYG (11/12/17)

## GOODWIN'S TRANSACTIONS

Originally a 3rd–round (78th overall) draft choice by Buf. in 2013...Placed on the Injured Reserve List on 10/20/15...Signed a two–year deal with SF on 3/10/17.

## 2016 (BUFFALO)

- Appeared in 15 games (9 starts) and registered career highs in recepts. (29) and yds. (431) while matching his career high with 3 TDs.
- Registered 2 recepts. for 112 yds. and 1 TD vs. NYJ (9/15), including an 84-yd. TD recept., the longest home TD recept. in Bills franchise history.
- Recorded 4 recepts. for 93 yds. and 1 TD at Mia. (10/23), a 64-yd. TD pass from Bills QB Tyrod Taylor.

## 2015 (BUFFALO)

- Appeared in 2 games and totaled 2 recepts. for 24 yds. before being placed on season-ending Injured Reserve on 10/20.

## 2014 (BUFFALO)

- Saw action in 10 games and recorded 1 recept. for 10 yds. Added 4 KORs for 84 yds. on special teams.

## 2013 (BUFFALO)

- Appeared in 12 games (1 start) and registered 12 recepts. for 283 yds. and 3 TDs. Added 16 KORs for 351 yds. on special teams.
- Recorded 2 recepts. for 51 yds. and 1 TD vs. Cin. (10/13), a 40-yd. TD pass from Bills QB Thad Lewis for his 1st career TD recept. Added 4 KORs for a career-high 94 yds.
- Hauled in 2 recepts. for 64 yds. and 1 TD vs. KC (11/3).
- Earned his 1st career start vs. NYJ (11/17) and registered a career-high 6 recepts. for 81 yds. and a 43-yd. TD recept., becoming the 1st member of the Bills to produce 3 TD recepts. of 40-or-more yds. in a season since WR Terrell Owens in 2009.

## COLLEGE

Appeared in 50 games (22 starts) during his four-year career at Texas, totaling 2,776 all-purpose yds. As a senior, appeared in 13 games (6 starts) and registered 26 recepts. for 340 yds. and 6 TDs while averaging 62.1 all-purpose yds. per game. Saw action in 12 games (7 starts) in 2011 and caught 33 recepts. for 421 yds. and 2 TDs along with 22 rushing atts. for 220 yds. and added 11 KORs for 247 yds. Appeared in 11 games (7 starts) as a sophomore and totaled 31 recepts. for 324 yds. and 1 TD. As a freshman in 2009, appeared in 14 games (2 starts) and registered 30 recepts. for 279 yds. and 1 TD.

## PERSONAL

- Majored in education at the University of Texas.
- Attended Rowlett (TX) HS, where he was a three-year letterman and recorded 132 recepts. for 1,709 yds. and 17 TDs during his career. He earned first-team all-district 10-5A in 2007 and 2008.
- Married to the former Morgan Snow, who also participated in track & field at the University of Texas. She was a 9-time All-American for the Longhorns.
- Born Marquise Derell Goodwin (11/19/90) in Lubbock, TX.

## INJURY REPORT

**2013:** Inactive four games [vs. Car. (9/15), at NYJ (9/22), vs. Bal. (9/29) and at Cle. (10/3)] with a hand injury.

**2014:** Inactive at Hou. (9/28) with a concussion. Inactive two games [vs. Min. (10/19) and at NYJ (10/26) with a hamstring injury. Inactive at Mia. (11/13) with a rib injury. Inactive vs. NYJ (11/24) with an ankle injury.

**2015:** Inactive four games [vs. Ind. (9/13), vs. NE (9/20), at Mia. (9/27) and vs. NYG (10/4)] and placed on the Injured Reserve List on 10/20 with a rib injury.

**2016:** Inactive vs. NE (10/30) with a concussion.

## GOODWIN'S GAME-BY-GAME

**2013 (Buffalo)**

| Date | Opp | W/L | P/S | Rec | Yds | Avg | Lg | TD |
|---|---|---|---|---|---|---|---|---|
| Sep 8 | NE | L | 1/0 | 1 | 0 | 0.0 | 0 | 0 |
| Sep 15 | Car | W | – | – | INACTIVE (Hand) | – | – | – |
| Sep 22 | at NYJ | L | – | – | INACTIVE (Hand) | – | – | – |
| Sep 29 | Bal | W | – | – | INACTIVE (Hand) | – | – | – |
| Oct 3 | at Cle | L | – | – | INACTIVE (Hand) | – | – | – |
| Oct 13 | Cin | L | 1/0 | 2 | 51 | 25.5 | 40t | 1 |
| Oct 20 | at Mia | W | 1/0 | 0 | 0 | – | – | 0 |
| Oct 27 | at NO | L | 1/0 | 3 | 56 | 18.7 | 26 | 0 |
| Nov 3 | KC | L | 1/0 | 2 | 64 | 32.0 | 59t | 1 |
| Nov 10 | at Pit | L | 1/0 | 2 | 9 | 4.5 | 7 | 0 |
| Nov 17 | NYJ | W | 1/1 | 6 | 81 | 13.5 | 43t | 1 |
| Dec 1 | Atl | L | 1/0 | 0 | 0 | – | – | 0 |
| Dec 8 | at TB | L | 1/0 | 0 | 0 | – | – | 0 |
| Dec 15 | at Jax | W | 1/0 | 0 | 0 | – | – | 0 |
| Dec 22 | Mia | W | 1/0 | 0 | 0 | – | – | 0 |
| Dec 29 | at NE | L | 1/0 | 1 | 22 | 22.0 | 22 | 0 |
| **TOTALS** | | | **12/1** | **17** | **283** | **16.6** | **59t** | **3** |

**2014 (Buffalo)**

| Date | Opp | W/L | P/S | Rec | Yds | Avg | Lg | TD |
|---|---|---|---|---|---|---|---|---|
| Sep 7 | at Chi | W | 1/0 | 0 | 0 | – | – | 0 |
| Sep 14 | Mia | W | 1/0 | 0 | 0 | – | – | 0 |
| Sep 21 | SD | L | 1/0 | 0 | 0 | – | – | 0 |
| Sep 28 | at Hou | L | – | INACTIVE (Concussion) | | | – | – |
| Oct 5 | at Det | W | 1/0 | 1 | 42 | 42.0 | 42 | 0 |
| Oct 12 | NE | L | 1/0 | 0 | 0 | – | – | 0 |
| Oct 19 | Min | W | – | INACTIVE (Hamstring) | | – | – | – |
| Oct 26 | at NYJ | W | – | INACTIVE (Hamstring) | | – | – | – |
| Nov 9 | KC | L | 1/0 | 0 | 0 | – | – | 0 |
| Nov 13 | at Mia | L | – | – | INACTIVE (Ribs) | – | – | – |
| Nov 24 | NYJ | W | – | – | INACTIVE (Ankle) | – | – | – |
| Nov 30 | Cle | W | 1/0 | 0 | 0 | – | – | 0 |
| Dec 7 | at Den | L | 1/0 | 0 | 0 | – | – | 0 |
| Dec 14 | GB | W | 1/0 | 0 | 0 | – | – | 0 |
| Den 21 | at Oak | L | 1/0 | 0 | 0 | – | – | 0 |
| Dec 28 | at NE | W | – | – | INACTIVE | – | – | – |
| **TOTALS** | | | **10/0** | **1** | **42** | **42.0** | **42** | **0** |

**2015 (Buffalo)**

| Date | Opp | W/L | P/S | Rec | Yds | Avg | Lg | TD |
|---|---|---|---|---|---|---|---|---|
| Sep 13 | Ind | W | – | – | INACTIVE (Ribs) | – | – | – |
| Sep 20 | NE | L | – | – | INACTIVE (Ribs) | – | – | – |
| Sep 27 | at Mia | W | – | – | INACTIVE (Ribs) | – | – | – |
| Oct 4 | NYG | L | – | – | INACTIVE (Ribs) | – | – | – |
| Oct 11 | at Ten | W | 1/0 | 2 | 24 | 12.0 | 14 | 0 |
| Oct 18 | Cin | L | 1/0 | 0 | 0 | – | – | 0 |
| | | | **PLACED ON INJURED RESERVE (Ribs) ON 10/20** | | | | | |
| **TOTALS** | | | **2/0** | **2** | **24** | **12.0** | **14** | **0** |

**2016 (Buffalo)**

| Date | Opp | W/L | P/S | Rec | Yds | Avg | Lg | TD |
|---|---|---|---|---|---|---|---|---|
| Sep 11 | at Bal | L | 1/0 | 0 | 0 | – | – | 0 |
| Sep 15 | NYJ | L | 1/0 | 2 | 112 | 56.0 | 84t | 1 |
| Sep 25 | Arz | W | 1/0 | 1 | 6 | 6.0 | 6 | 0 |
| Oct 2 | at NE | W | 1/0 | 1 | 12 | 12.0 | 12 | 0 |
| Oct 9 | at LAR | W | 1/0 | 2 | 13 | 6.5 | 7 | 1 |
| Oct 16 | SF | W | 1/0 | 2 | 22 | 11.0 | 16 | 0 |
| Oct 23 | at Mia | L | 1/1 | 4 | 93 | 23.3 | 67t | 1 |
| Oct 30 | NE | L | – | INACTIVE (Concussion) | | | – | – |
| Nov 7 | at Sea | L | 1/1 | 4 | 43 | 10.8 | 15 | 0 |
| Nov 20 | at Cin | W | 1/0 | 2 | 15 | 7.5 | 10 | 0 |
| Nov 27 | Jax | W | 1/1 | 2 | 13 | 6.5 | 8 | 0 |
| Dec 4 | at Oak | L | 1/0 | 4 | 35 | 8.8 | 12 | 0 |
| Dec 11 | Pit | L | 1/1 | 0 | 0 | – | – | 0 |
| Dec 18 | Cle | W | 1/0 | 3 | 43 | 14.3 | 23 | 0 |
| Dec 24 | Mia | L | 1/0 | 1 | 16 | 16.0 | 16 | 0 |
| Jan 1 | at NYJ | L | 1/0 | 1 | 8 | 8.0 | 8 | 0 |
| **TOTALS** | | | **15/9** | **29** | **431** | **14.9** | **84t** | **3** |

# ROBBIE GOULD

# 9

K » 6-0 » 190 » PENN STATE

12.6.82 » JERSEY SHORE, PA » CENTRAL MOUNTAIN HS, LOCK HAVEN, PA » 13TH YEAR » ACQUIRED FA IN '17

## AWARDS & HONORS

**2005:** NFC Special Teams Player of the Week (Week 9)

**2006:** NFC Pro Bowl, First-Team All-Pro, NFC Special Teams Player of the Month (October), NFC Special Teams Player of the Week (Week 16)

**2008:** NFC Special Teams Player of the Month (December)

**2015:** Chicago Bears Ed Block Courage Award Recipient

**2017:** Perry/Yonamine Unity Award, NFC Special Teams Player of the Month (December), NFC Special Teams Player of the Week (Week 13 & Week 15)

## CAREER HIGHLIGHTS

- Made 15 FGs in a three-game span [5 for 5 at Chi. (12/3/17); 4 for 4 at Houston (12/10/17); 6 for 6 vs. Ten. (12/17/17)]. According to the Elias Sports Bureau, Gould is the 1st player in NFL history to make 15 FGs in the three-game span.
- In 2017, he has made 5-or-more FGs in three games [5 for 5 at Arz. (10/1); 5 for 5 at Chi. (12/3); 6 for 6 vs. Ten. (12/17)]. According to the Elias Sports Bureau, he is 1 of 3 players in NFL history to make 5-or-more FGs in three different games in a single season, joining Min. K Rich Karlis [7 for 7 vs. LAN (11/5/89); 5 for 5 vs. Atl. (12/10/89); 5 for 6 vs. Cin. (12/25/89)] and KC K Harrison Butker [5 for 5 at Hou. (10/8/17); 5 for 5 vs. Den. (10/30/17); 5 for 6 vs. Mia. (12/24/17)].
- Ranks 5th in NFL history in career FG pct. (86.9) (min. 100 FGM).

**HIGHEST FIELD GOAL PCT. NFL HISTORY (MIN. 100 FGM)**

| | Player | FGs | FGAs | Pct. |
|---|---|---|---|---|
| 1. | Justin Tucker | 202 | 224 | 90.2 |
| 2. | Dan Bailey | 186 | 211 | 88.2 |
| 3. | Stephen Gostkowski | 340 | 388 | 87.6 |
| 4. | Stephen Hauschka | 220 | 252 | 87.3 |
| **5.** | **Robbie Gould** | **325** | **374** | **86.9** |

- Ranks 1st in NFL history in FG pct. (77.1) on FGAs of 50-or-more yds. (min. 20 FGM).

**HIGHEST FG PCT. ON FGAs OF 50-OR-MORE YDS., NFL HISTORY (MIN. 20 FGM)**

| | Player | FGs | FGAs | Pct. |
|---|---|---|---|---|
| **1.** | **Robbie Gould** | **27** | **35** | **77.1** |
| 2. | Matt Prater | 43 | 56 | 76.8 |
| 3. | Stephen Gostkowski | 23 | 30 | 76.7 |
| 4. | Jeff Wilkins | 26 | 36 | 72.2 |
| 5. | Phil Dawson | 42 | 59 | 71.2 |

## GOULD'S GOLDEN NUGGETS

- His last name is pronounced GOLD.
- Ranks as the Chicago Bears franchise leader in total scoring (1,207 points), made FGs (276), made FGs of 50-or-more yds. (23) and FG pct. (85.4).
- In seven career postseason games, has converted 8 of 8 FGs and 20 of 20 PATs.
- Founded The Goulden Touch Foundation in 2011 to help those in need. An avid golfer, he has hosted charity golf events through his foundation. In June of 2017, the Goulden Touch Foundation held two golfing events that benefiting the Ann & Robert H. Lurie Children's Hospital of Chicago in addition to the raising of funds in Gould's hometown of Lock Haven, PA.
- Named the recipient of the 49ers 2017 Perry/Yonamine Unity Award which is presented to the 49ers player who exhibits an exceptional commitment to promoting unity within the team and in their community. The Perry/Yonamine Unity Award is named for the former 49ers players and pioneers of unity and diversity, Joe "The Jet" Perry and Wally Yonamine, and is voted on by the players.

## GOULD'S GAME-BY-GAME

**2017**

| Date | Opp | W/L | Pts | XP–XPA | FG–FGA | Kick–By–Kick |
|---|---|---|---|---|---|---|
| Sep 10 | Car | L | 3 | 0–0 | 1–1 | 44 |
| Sep 17 | at Sea | L | 9 | 0–0 | 3–3 | 40, 37, 34 |
| Sep 21 | LAR | L | 9 | 3–4 | 2–2 | 36, 48 |
| Oct 1 | at Arz | L | 15 | 0–0 | 5–5 | 49, 39, 47, 48, 23 |
| Oct 8 | at Ind | L | 11 | 2–2 | 3–3 | 28, 43, 40 |
| Oct 15 | at Was | L | 6 | 3–3 | 1–2 | 52, 47N |
| Oct 22 | Dal | L | 4 | 1–1 | 1–1 | 42 |
| Oct 29 | at Phi | L | 4 | 1–1 | 1–2 | 27B, 50 |
| Nov 5 | Arz | L | 4 | 1–1 | 1–1 | 42 |
| Nov 12 | NYG | W | 7 | 4–4 | 1–1 | 43 |
| Nov 26 | Sea | L | 8 | 1–1 | 2–2 | 38, 42 |
| Dec 3 | at Chi | W | 15 | 0–0 | 5–5 | 33, 28, 35, 34, 24 |
| Dec 10 | at Hou. | W | 14 | 2–2 | 4–4 | 52, 35, 25, 41 |
| Dec 17 | Ten. | W | 19 | 1–1 | 6–6 | 38, 48, 28, 50, 48, 45 |
| Dec 24 | Jax | W | 8 | 5–6 | 1–1 | 27 |
| Dec 31 | at LAR | W | 10 | 4–4 | 2–2 | 33, 48 |
| **TOTALS** | | | **145** | **28–30** | **39–41** | **Long: 52** |

## CAREER HIGHLIGHTS (CONTINUED)

- Finished the 2017 season with a career-high 145 points. His 145 points ranks 2nd in franchise history for most points in a season.

**MOST POINTS SCORED IN A SINGLE SEASON IN SAN FRANCISCO 49ERS HISTORY**

| | Name | Year | Points |
|---|---|---|---|
| 1. | David Akers | 2011 | 166 |
| **2.** | **Robbie Gould** | **2017** | **145** |
| 3. | Phil Dawson | 2013 | 140 |
| 4. | Jerry Rice | 1987 | 138 |
| 5. | Mike Cofer | 1989 | 136 |

- His 39 made FGs in 2017 ranks t-3rd in NFL history for the most made FGs in a single season.

**MOST MADE FIELD GOALS IN A SINGLE SEASON IN NFL HISTORY**

| | Player | Team | Year | FGs | FGAs | Pct. |
|---|---|---|---|---|---|---|
| 1. | David Akers | SF | 2011 | 44 | 52 | 84.6 |
| 2. | Neil Rackers | Arz. | 2005 | 40 | 42 | 95.2 |
| **3t.** | **Robbie Gould** | **SF** | **2017** | **39** | **41** | **95.1** |
| | Olindo Mare | Mia. | 1999 | 39 | 46 | 84.8 |
| | Jeff Wilkins | StL | 2003 | 39 | 42 | 92.9 |

- Connected on a career-high 6 FGs (38, 48, 28, 50, 48 & 45) vs. Ten. (12/17/17), including the game-winning 45-yd. FG as time expired. His 6 made FGs tied the 49ers franchise record for most made field goals in a single game [K Ray Wersching – 10/16/83 at NO (6 for 6); K Jeff Wilkins – 9/29/96 vs. Atl. (6 for 6)].
- Made at least 1 FG in 20 consecutive games, dating back to 12/11/16, marking the 2nd longest stretch of his career. He made a FG in 22 consecutive games from 10/23/05 through 11/26/06.
- Ranks as the Bears franchise leader in scoring (1,207 points), made FGs (276), 50-or-more yd. made FGs (23), consecutive made FGs (26) and FG pct. (85.4 pct.).
- Between 12/18/05 vs. Atl. and 9/22/13 at Pit., Gould converted 275 consecutive PATs, the longest streak in Bears franchise history.
- Set the Bears franchise record with 26 consecutive made FGs across the 2005 and 2006 seasons [12/25/05 - 11/19/06].
- In 2015, set a Bears single-season franchise record with 33 made FGs. He broke the record of 32 made FGs, which he set in 2006.
- Converted a 58-yd. FG vs. Cin. (9/8/13), the longest made FG in Bears franchise history.
- In 2015, established a Chicago single-season franchise record with 7 made FGs of 50-or-more yds. He previously set the record in 2011 with 6 made FGs of 50-or-more yds.

## CAREER HIGHLIGHTS (CONTINUED)

- From 12/20/15 to 10/15/17, Gould made 32 consecutive FGs, the longest streak of consecutive made FGs of his career. His previous longest streak was 26 consecutive made FGs from 11/25/05 to 11/19/06, as a member of the Chicago Bears.
- In 2017, made each of his 1st 15 FGAs on the season, setting the 49ers franchise record for most made FGs to start a season. The previous record was held by K Wade Richey (13 FGs in 1999).
- Connected on a 40-yd. FG at Ind. (10/8/17), becoming the 31st player in NFL history to make 300 FGs in his career.

## 2017 HIGHLIGHTS

- Played in all 16 games and connected on 39 of 41 FGAs and 28 of 30 PATs. He set career highs in points (145), made FGs (39) and FG pct. (95.1 ) (min. 16 atts.).
- His 39 made FGs ranks 2nd in franchise history for most made FGs in a season (K David Akers – 44 made FGs in 2011).
- Dating back to 10/29/17, has made 23 consecutive FGs, the 2nd-longest streak in franchise history [K Phil Dawson – 27 consecutive FGs (10/6/13 through 12/29/13)].
- Made each of his 1st 15 FGAs on the season, setting the franchise record for most made FGs to start a season. The previous record was held by K Wade Richey (13 FGs in 1999).
- Connected on FGs from 49, 39, 47, 48 and 23 yds. at Arz. (10/1). It marked his 1st career game with 5 made FGs and he is the 1st 49ers kicker to make 5-or-more FGs in a single game since K Phil Dawson (5-5) vs. KC (10/5/14).
- Made all three FGAs (28, 43 and 40) at Ind. (10/8). His 40-yd. FG marked his 300th made FG in his career.
- In his 1st game back in Chicago, tied his career high at the time with 5 made FGs [5-5 at Arz. (10/1/17)], including the 24-yd. game-winning FG with 0:04 left in the game at Chi. (12/3). He became the 1st player to make 5 FGs at Soldier Field since 12/28/12 (Car. K Justin Medlock – 5 for 5).
- Connected on each of his 4 FGAs (52, 35, 25 & 41 yds.) at Hou. (12/10).
- Made a career-high 6 FGs on the day (38, 48, 28, 50, 48 & 45) vs. Ten. (12/17), including the game-winning 45-yd. FG as time expired. His 6 made FGs tied the franchise record for most made field goals in a single game [K Ray Wersching – 10/16/83 at NO (6 for 6); K Jeff Wilkins – 9/29/96 vs. Atl. (6 for 6)].

## GOLDMINE

- NFL players once again had the chance to share the causes that are important to them during all Week 13 games, as part of the NFL's My Cause, My Cleats campaign. The initiative was a culmination of collaborative work between the NFL and players across the league. "Supporting the Lurie Children's Hospital allows me to help children and families going through difficult times," said Gould. "My message to those battling illness: Tackles your fears and fulfill your dreams!"

- As part of the 49ers annual Thanksgiving celebrations, Gould and his teammates visited Cityteam San Jose to serve a holiday feast to over 300 people in need. Guests enjoyed turkey along with all of the usual holiday sides, while getting to know the 49ers.

- Founded The Goulden Touch Foundation in 2011, which has partnered with several key organizations in education, social services, health and wellness, and medical research to help those in need. Annually, The Golden Touch hosts the Windy City Kicker Golf Classic in Gould's hometown area of Clinton County, PA and has raised over $285,000 for Clinton County area programs. In 2016, Gould hosted a Celebrity Golf Invitational, which raised over $940,000 for The Ann & Robert H. Lurie Children's Hospital of Chicago.

- Following 11 seasons with the Chicago Bears, Gould formed a special bond with the city of Chicago. Despite being removed from the city for more than a year, the Chicago Cubs invited him to throw out the ceremonial first pitch and sing the seventh inning stretch in July of 2017.

- In 2012, The Goulden Touch launched its annual event, "Kicking Hunger," which provides meals and raises funds for the Northern Illinois Food Bank. To date, The Goulden Touch has raised over 36,000 meals for their backpack program.

## GOULD'S CAREER STATISTICS

| YEAR | TEAM | G | XP | XPA | PCT | FG | FGA | PCT | BLK | LG | PTS |
|---|---|---|---|---|---|---|---|---|---|---|---|
| 2005 | CHI | 13 | 19 | 20 | 95.0 | 21 | 27 | 77.8 | 0 | 45 | 82 |
| 2006 | CHI | 16 | 47 | 47 | 100.0 | 32 | 36 | 88.9 | 1 | 49 | 143 |
| 2007 | CHI | 16 | 33 | 33 | 100.0 | 31 | 36 | 86.1 | 2 | 49 | 126 |
| 2008 | CHI | 16 | 41 | 41 | 100.0 | 26 | 29 | 89.7 | 2 | 48 | 119 |
| 2009 | CHI | 16 | 33 | 33 | 100.0 | 24 | 28 | 85.7 | 2 | 52 | 105 |
| 2010 | CHI | 16 | 35 | 35 | 100.0 | 25 | 30 | 83.3 | 1 | 54 | 110 |
| 2011 | CHI | 16 | 37 | 37 | 100.0 | 28 | 32 | 87.5 | 0 | 57 | 121 |
| 2012 | CHI | 13 | 33 | 33 | 100.0 | 21 | 25 | 84.0 | 2 | 54 | 96 |
| 2013 | CHI | 16 | 45 | 46 | 97.8 | 26 | 29 | 89.7 | 0 | 58 | 123 |
| 2014 | CHI | 12 | 28 | 29 | 96.6 | 9 | 12 | 75.0 | 0 | 45 | 55 |
| 2015 | CHI | 16 | 28 | 29 | 96.6 | 33 | 39 | 84.6 | 0 | 55 | 127 |
| 2016 | NYG | 10 | 20 | 23 | 87.0 | 10 | 10 | 100.0 | 0 | 47 | 50 |
| 2017 | SF | 16 | 28 | 30 | 93.3 | 39 | 41 | 95.1 | 1 | 52 | 145 |
| **TOTALS** | | **192** | **427** | **436** | **97.9** | **325** | **374** | **86.9** | **11** | **58** | **1,402** |

**PLAYOFFS**

| YEAR | TEAM | G | XP | XPA | PCT | FG | FGA | PCT | BLK | LG | PTS |
|---|---|---|---|---|---|---|---|---|---|---|---|
| 2005 | CHI | 1 | 3 | 3 | 100.0 | 0 | 0 | – | 0 | – | 3 |
| 2006 | CHI | 3 | 9 | 9 | 100.0 | 6 | 6 | 100.0 | 0 | 49 | 27 |
| 2010 | CHI | 2 | 7 | 7 | 100.0 | 0 | 0 | – | 0 | – | 7 |
| 2016 | NYG | 1 | 1 | 1 | 100.0 | 2 | 2 | 100.0 | 0 | 40 | 7 |
| **TOTALS** | | **7** | **20** | **20** | **100.0** | **8** | **8** | **100.0** | **0** | **49** | **44** |

**Additional Statistics:**

**Punting – 3–81:** 2005 (1–28 yds.; 28.0 avg; 9.0 net avg.); 2007 (2–53 yds.; 26.5 avg.; 26.5 net avg.)
**Passing – 1–0–0–0–0 TDs:** 2007 (1–0–0–0–0 TDs)
**Special Teams Tackles: Regular Season – 15:** 2005 (2); 2006 (2); 2007 (1); 2008 (2); 2009 (3); 2010 (3); 2013 (1); 2015 (1); **Postseason – 1:** 2010 (1)

**Milestones:**

**NFL Debut:** at Cle. (10/9/05); **First FG:** at Cle. (10/9/05); **100th FG Made:** vs. Jax. (12/7/08); **200th FG Made:** vs. Car. (10/28/12); **300th FG Made:** at Ind. (10/8/17); **First PAT:** at Bal. (9/26/99); **100th PAT Made:** at Ind. (9/7/08); **200th PAT Made:** at Min. (12/20/10); **300th PAT Made:** at Was. (10/20/13); **400th PAT Made:** vs. LAR (9/21/17); **500th Career Point:** at Atl. (10/18/09); **1,000th Career Point:** vs. Dal. (12/9/13); **100–Point Seasons:** 9, Last in 2017 (127); **Highest Single–Game Points Total:** 19 vs. Ten. (12/17/17)

## GOULD'S CAREER FIELD GOAL STATISTICS

| YEAR | TEAM | 1–19 | PCT | 20–29 | PCT | 30–39 | PCT | 40–49 | PCT | 50+ | PCT | TOT |
|---|---|---|---|---|---|---|---|---|---|---|---|---|
| 2005 | CHI | 0/0 | – | 9/9 | 100.0 | 9/10 | 90.0 | 3/8 | 37.5 | 0/0 | – | 21/27 |
| 2006 | CHI | 0/0 | – | 6/6 | 100.0 | 14/16 | 87.5 | 12/14 | 85.7 | 0/0 | – | 32/36 |
| 2007 | CHI | 0/0 | – | 7/7 | 100.0 | 12/13 | 92.3 | 12/14 | 85.7 | 0/2 | 0.0 | 31/36 |
| 2008 | CHI | 0/0 | – | 6/6 | 100.0 | 12/12 | 100.0 | 8/11 | 72.7 | 0/0 | – | 26/29 |
| 2009 | CHI | 0/0 | – | 9/9 | 100.0 | 6/6 | 100.0 | 7/10 | 70.0 | 2/3 | 66.7 | 24/28 |
| 2010 | CHI | 1/1 | 100.0 | 9/9 | 100.0 | 8/9 | 88.9 | 4/7 | 57.1 | 3/4 | 75.0 | 25/30 |
| 2011 | CHI | 0/0 | – | 10/10 | 100.0 | 6/6 | 100.0 | 6/10 | 60.0 | 6/6 | 100.0 | 28/32 |
| 2012 | CHI | 0/0 | – | 7/7 | 100.0 | 5/7 | 71.4 | 7/9 | 77.8 | 2/2 | 100.0 | 21/25 |
| 2013 | CHI | 0/0 | – | 11/11 | 100.0 | 6/7 | 85.7 | 6/7 | 85.7 | 3/4 | 75 | 26/29 |
| 2014 | CHI | 0/0 | – | 4/4 | 100.0 | 2/3 | 66.7 | 3/4 | 75.0 | 0/1 | 0.0 | 9/12 |
| 2015 | CHI | 1/1 | 100.0 | 8/8 | 100.0 | 10/12 | 83.3 | 7/9 | 77.8 | 7/9 | 77.8 | 33/39 |
| 2016 | NYG | 0/0 | – | 3/3 | 100.0 | 3/3 | 100.0 | 4/4 | 100.0 | 0/0 | – | 10/10 |
| 2017 | SF | 0/0 | – | 7/8 | 87.5 | 11/11 | 100.0 | 17/18 | 94.4 | 4/4 | 100.0 | 39/41 |
| **TOTALS** | | **2/2** | **100.0** | **96/97** | **99.0** | **104/115** | **90.4** | **96/125** | **76.8** | **27/35** | **77.1** | **325/374** |

**PLAYOFFS**

| YEAR | TEAM | 1–19 | PCT | 20–29 | PCT | 30–39 | PCT | 40–49 | PCT | 50+ | PCT | TOT |
|---|---|---|---|---|---|---|---|---|---|---|---|---|
| 2005 | CHI | 0/0 | – | 0/0 | – | 0/0 | – | 0/0 | – | 0/0 | – | 0/0 |
| 2006 | CHI | 1/1 | 100.0 | 1/1 | 100.0 | 0/0 | – | 4/4 | 100.0 | 0/0 | – | 6/6 |
| 2010 | CHI | 0/0 | – | 0/0 | – | 0/0 | – | 0/0 | – | 0/0 | – | 0/0 |
| 2016 | NYG | 0/0 | – | 1/1 | 100.0 | 0/0 | – | 1/1 | 100.0 | 0/0 | – | 2/2 |
| **TOTALS** | | **1/1** | **100.0** | **2/2** | **100.0** | **0/0** | **–** | **5/5** | **100.0** | **0/0** | **–** | **8/8** |

## GOULD'S TRANSACTIONS

Originally signed as an undrafted free agent with NE on 4/29/05...Waived by NE on 8/30/05...Signed to Bal. practice squad on 9/7/05...Waived by Bal. on 9/27/05...Signed with Chi. on 10/8/05...Signed a five–year extension with Chi. on 5/12/08...Placed on the Injured Reserve List on 12/11/12...Re–signed with Chi. on a four–year deal on 12/27/13...Released by Chi. on 9/4/16...Signed with NYG on 10/20/16...Signed a two–year deal with SF on 3/10/17.

## 2016 (NEW YORK GIANTS)

- Signed with the Giants on 10/20, where he finished the season converting each of his 10 FGAs along with 20 of 23 PATs.
- Connected on all 4 FGAs (35, 35, 29 & 41 yds.) at Phi. (12/22), as well as 1 PAT.

## 2015 (CHICAGO)

- Made 33 of 39 FGAs (84.6 pct.), including 7 of 9 from 50-or-more yds. in addition to 28 of 29 PATs for a total of 127 pts.
- Broke the Bears franchise single-season recrod for FGM (33) and-FGM of 50-or-more yds. (7).
- Extended his franchise record with his 10th season with 20-or-more FGM.
- With 2 FGM (44 & 30) at KC (10/11), set the record for most pts. in franchise history.

## 2014 (CHICAGO)

- Appeared in 12 games, making 9 of 12 FGAs (75.0 pct.) and 28 of 29 PATs for 55 pts.
- Converted a 38-yd. FG with 8:41 remaining in OT to give his team a 23-20 win vs. Bal. (11/17).

## 2013 (CHICAGO)

- Tied his franchise single-season record, making 89.7 pct. of his FGAs (26 of 29) in 16 games played. Added 45 of 46 PATs for a total of 123 pts. scored.
- Connected on 3 of 4 FGAs of 50-or-more yds. vs. Cin. (9/18), including a franchise-record for longest FGM (58 yds.).

## 2012 (CHICAGO)

- Converted 21 of 25 FGAs (84.0 pct.) and 33 of 33 PATs for a team-leading 96 points in 13 games played.
- Made a game-winning 41-yd. FG as time expired to give his team a 23-22 win vs. Car. (10/28). The FG also marked the 200th FGM of his career.
- Connected on 3 of 3 FGs and 6 of 6 PATs for a season-high 15 points at Ten. (11/4).

## 2011 (CHICAGO)

- Led Bears in scoring with 121 points for the 7th consecutive season after connecting on 28 of 32 FGAs (87.5 pct.) and 37 of 37 PATs in 16 games played.
- Set a then-franchise record with a 57-yd. FG at Den. (12/11), his longest FG of the season.

## 2010 (CHICAGO)

- Appeared in all 16 games and connected on 25 of 30 FGAs (83.3 pct.) and 35 of 35 PATs to lead the team in scoring with with 110 points.
- Converted a game-winning 19-yd. FG with 3:59 remaining in the 4th Qtr. to give his team a 20-17 win vs. GB (9/27).

## 2009 (CHICAGO)

- Made 24 of 28 FGAs (85.7 pct.) and all 33 PATs to lead the Bears in scoring with 105 points, his 4th consecutive 100-or-more point season.
- Converted a 44-yd. FG with :15 remaining to give his team a 17-14 win vs. Pit. (9/20).

## 2008 (CHICAGO)

- Connected on 26 of 29 FGs for a franchise-best 89.7 pct., breaking the record he previously set in 2006.
- Led the Bears in scoring with 119 points, his 3rd consecutive 100-or-more point season.
- Kicked a 35-yd. FG in OT vs. NO (12/11), his 4th career game-winning kick in OT.
- The following week, he became the 4th player in NFL history to make game-winning field goals in OT in consecutive weeks, knocking through a 38-yd. FG in OT vs. GB (12/22).

## 2007 (CHICAGO)

- Led the Bears and ranked 4th in the NFC in scoring with 126 points, his 2nd consecutive 100-or-more point season. Converted 31 of 36 FGAs (86.1 pct.) and 33 of 33 PATs in 16 games played.
- His 31 FGs tied for the most in the NFC (GB K Mason Crosby - 31 FGs) and ranked tied for 2nd in the NFL (Ten. K Rob Bironas - 35 FGs).
- Connected on 3 of 3 FGAs and 4 of 4 PATs for a season-high 13 points vs. Den. (11/25). including a 39-yd. FG in OT to give his team a 37-34 win.

## 2006 (CHICAGO)

- Earned his 1st Pro Bowl selection and was First-Team All-Pro after finishing 2nd overall in the NFL in scoring with 143 points. He converted 32 of 36 FGAs (88.9 pct.) and 47 of 47 PATs.
- Tied for NFL lead with 32 FGs (StL K Jeff Wilkins - 32 FGs) and connected on franchise record 24-consecutive field goals to start the season.
- Connected of 4 of 4 FGAs [42, 43, 32 and 41 yds.] and 4 of 4 PATs for a career-high 16 points vs. Buf. (10/8).
- Made a 25-yd. FG with 3:37 remaining in OT to give his team a 34-31 win vs. TB (12/17).
- Converted a 49-yd. FG in OT vs. Sea. (1/14/07 - NFC - D) to give his team a 27-24 win.

## 2005 (CHICAGO)

- Signed with the Bears on 10/8 and converted 21 of 27 FGAs (71.8 pct.) and 19 of 20 PATs for a total of 82 points, becoming the 1st Bears rookie to lead the team in scoring since Paul Edinger in 2000.
- Appeared in his 1st NFL game at Cle. (10/9) and converted his 1st att. from 44-yds. in the 2nd Qtr.
- Made a 28-yd. FG with :06 remaining in the 4th Qtr. to give his team a 20-17 win at NO (11/6).

## COLLEGE

Appeared in 47 games for the Nittany Lions and scored 232 points, connecting on 39 of 61 FGAs and 115 of 121 PATs. Finished his collegiate career ranked 5th on Penn State's all-time scoring list. As a senior, played in 11 games, hitting 7 of 13 FGAs and 22 of 23 PATs for 43 points. In 2003, was named one of two recipients of the Frank Patrick Memorial Total Commitment Award, which is presented annually to a junior who dutifully complete responsibilities in all facets of the football program and do so in an exemplary manner. Appeared in 12 games and scored 49 points, connecting on 9 of 16 FGAs and 22 of 24 PATs. As a sophomore, played in 13 games and hit 17 of 22 FGAs and 42 of 45 PATs for 93 points. In 2001, played in 11 games and scored 47 points, connecting on 6 of 10 FGAs and all 29 PATs.

## PERSONAL

- Majored in management at Penn State.
- Attended Central Mountain (Lock Haven, PA) HS, where he won 3 letters each in soccer, football and basketball and another in track.
- Son of Robert and Cheryl Gould, and has one brother, Christopher, who was a punter/placekicker at the University of Virginia and is currently the assistant special teams coach for the Denver Broncos.
- His father, Robert, was a three-time All-American soccer player who led Lock Haven University to a Division II national championship in 1980 and played professionally for the St. Louis Steamers (1980-83).
- Born Robert Paul Gould III (12/6/81) in Jersey Shore, PA.

## INJURY REPORT

**2012:** Placed on the Injured Reserve List on 12/11 with a calf injury.

**2014:** Inactive four games [vs. Dal. (12/4), vs. NO (12/15), vs. Det. (12/21) and at Min. (12/28)] with a quad injury.

## GOULD'S GAME-BY-GAME

**2005 (Chicago)**

| Date | Opp | W/L | Pts | XP–XPA | FG–FGA | Kick–By–Kick |
|---|---|---|---|---|---|---|
| Oct 9 | at Cle | L | 4 | 1–1 | 1–2 | 44, 48N |
| Oct 16 | Min | W | 4 | 4–4 | 0–0 | |
| Oct 23 | Bal | W | 4 | 1–1 | 1–2 | 23, 47N |
| Oct 30 | at Det | W | 7 | 1–1 | 2–2 | 38, 20 |
| Nov 6 | at NO | W | 8 | 2–2 | 2–3 | 35, 47N, 28 |
| Nov 13 | SF | W | 5 | 2–2 | 1–2 | 39N, 37 |
| Nov 20 | Car | W | 7 | 1–1 | 2–2 | 33, 39 |
| Nov 27 | at TB | W | 7 | 1–1 | 2–2 | 25, 36 |
| Dec 4 | GB | W | 13 | 1–1 | 4–5 | 21, 40, 25, 35, 43N |
| Dec 11 | at Pit | L | 3 | 0–1 | 1–1 | 29 |
| Dec 18 | Atl | W | 10 | 1–1 | 3–4 | 35, 29, 39, 44N |
| Dec 25 | at GB | W | 6 | 3–3 | 1–1 | 45 |
| Jan 1 | at Min | L | 4 | 1–1 | 1–1 | 22 |
| **TOTALS** | | | **82** | **19–20** | **21–27** | **Long: 45** |

**2005 Postseason (Chicago)**

| Date | Opp | W/L | Pts | XP–XPA | FG–FGA | Kick–By–Kick |
|---|---|---|---|---|---|---|
| Jan 15 | Car | L | 3 | 3–3 | 0–0 | |
| **TOTALS** | | | **3** | **3–3** | **0–0** | |

**2006 (Chicago)**

| Date | Opp | W/L | Pts | XP–XPA | FG–FGA | Kick–By–Kick |
|---|---|---|---|---|---|---|
| Sep 10 | at GB | W | 14 | 2–2 | 4–4 | 40, 39, 28, 30 |
| Sep 17 | Det | W | 10 | 4–4 | 2–2 | 32, 45 |
| Sep 24 | at Min | W | 13 | 1–1 | 4–4 | 41, 24, 31, 49 |
| Oct 1 | Sea | W | 13 | 4–4 | 3–3 | 36, 20, 41 |
| Oct 8 | Buf | W | 16 | 4–4 | 4–4 | 42, 43, 32, 41 |
| Oct 16 | at Arz | W | 6 | 3–3 | 1–1 | 23 |
| Oct 29 | SF | W | 11 | 5–5 | 2–2 | 43, 36 |
| Nov 5 | Mia | L | 7 | 1–1 | 2–2 | 38, 38 |
| Nov 12 | at NYG | W | 8 | 5–5 | 1–1 | 49 |
| Nov 19 | at NYJ | W | 4 | 1–1 | 1–1 | 20 |
| Nov 26 | at NE | L | 7 | 1–1 | 2–3 | 45N, 46, 32 |
| Dec 3 | Min | W | 3 | 3–3 | 0–0 | |
| Dec 11 | at StL | W | 6 | 6–6 | 0–2 | 36N, 49N |
| Dec 17 | TB | W | 10 | 4–4 | 2–3 | 38, 37N, 25 |
| Dec 24 | at Det | W | 14 | 2–2 | 4–4 | 36, 36, 39, 44 |
| Dec 31 | GB | L | 1 | 1–1 | 0–0 | |
| **TOTALS** | | | **143** | **47–47** | **32–36** | **Long: 49** |

**2006 Postseason (Chicago)**

| Date | Opp | W/L | Pts | XP–XPA | FG–FGA | Kick–By–Kick |
|---|---|---|---|---|---|---|
| Jan 14 | Sea | W | 9 | 3–3 | 2–2 | 41, 49 |
| Jan 21 | NO | W | 13 | 4–4 | 3–3 | 19, 43, 24 |
| Feb 4 | Ind | L | 5 | 2–2 | 1–1 | 44 |
| **TOTALS** | | | **27** | **9–9** | **6–6** | **Long: 49** |

**2007 (Chicago)**

| Date | Opp | W/L | Pts | XP–XPA | FG–FGA | Kick–By–Kick |
|---|---|---|---|---|---|---|
| Sep 9 | at SD | L | 3 | 0–0 | 1–1 | 27 |
| Sep 16 | KC | W | 8 | 2–2 | 2–2 | 47, 38 |
| Sep 23 | Dal | L | 4 | 1–1 | 1–1 | 20 |
| Sep 30 | at Det | L | 9 | 3–3 | 2–3 | 52N, 49, 41 |
| Oct 7 | at GB | W | 9 | 3–3 | 2–2 | 44, 36 |
| Oct 14 | Min | L | 7 | 4–4 | 1–1 | 32 |
| Oct 21 | at Phi | W | 13 | 1–1 | 4–5 | 39N, 31, 22, 41, 45 |
| Oct 28 | Det | L | 1 | 1–1 | 0–1 | 40N |
| Nov 11 | at Oak | W | 5 | 2–2 | 1–2 | 32, 53N |
| Nov 18 | at Sea | L | 11 | 2–2 | 3–3 | 31, 47, 48 |
| Nov 25 | Den | W | 13 | 4–4 | 3–3 | 24, 44, 39 |
| Dec 2 | NYG | L | 10 | 1–1 | 3–3 | 35, 46, 41 |
| Dec 6 | at Was | L | 10 | 1–1 | 3–4 | 48N, 30, 22, 21 |
| Dec 17 | at Min | L | 7 | 1–1 | 2–2 | 29, 47 |
| Dec 23 | GB | W | 9 | 3–3 | 2–2 | 31, 35 |
| Dec 30 | NO | W | 7 | 4–4 | 1–1 | 39 |
| **TOTALS** | | | **126** | **33–33** | **31–36** | **Long: 49** |

**2008 (Chicago)**

| Date | Opp | W/L | Pts | XP–XPA | FG–FGA | Kick–By–Kick |
|---|---|---|---|---|---|---|
| Sep 7 | at Ind | W | 9 | 3–3 | 2–2 | 41, 25 |
| Sep 14 | at Car | L | 5 | 2–2 | 1–1 | 27 |
| Sep 21 | TB | L | 10 | 1–1 | 3–4 | 40, 43, 28, 49N |
| Sep 28 | Phi | W | 6 | 3–3 | 1–1 | 41 |
| Oct 5 | at Det | W | 10 | 4–4 | 2–2 | 37, 45 |
| Oct 12 | at Atl | L | 8 | 2–2 | 2–2 | 36, 32 |
| Oct 19 | Min | W | 12 | 6–6 | 2–3 | 26, 42N, 48 |
| Nov 2 | Det | W | 9 | 3–3 | 2–2 | 36, 41 |
| Nov 9 | Ten | L | 2 | 2–2 | 0–1 | 48N |
| Nov 16 | at GB | L | 3 | 0–0 | 1–1 | 35 |
| Nov 23 | at StL | W | 9 | 3–3 | 2–2 | 43, 38 |
| Nov 30 | at Min | L | 2 | 2–2 | 0–0 | |
| Dec 7 | Jax | W | 11 | 2–2 | 3–3 | 22, 36, 35 |
| Dec 11 | NO | W | 9 | 3–3 | 2–2 | 28, 35 |
| Dec 22 | GB | W | 8 | 2–2 | 2–2 | 31, 38 |
| Dec 28 | at Hou | L | 6 | 3–3 | 1–1 | 37 |
| **TOTALS** | | | **119** | **41–41** | **26–29** | **Long: 48** |

**2009 (Chicago)**

| Date | Opp | W/L | Pts | XP–XPA | FG–FGA | Kick–By–Kick |
|---|---|---|---|---|---|---|
| Sep 13 | at GB | L | 7 | 1–1 | 2–2 | 47, 21 |
| Sep 20 | Pit | W | 5 | 2–2 | 1–1 | 44 |
| Sep 27 | at Sea | W | 5 | 2–2 | 1–2 | 53N, 37 |
| Oct 4 | Det | W | 12 | 6–6 | 2–2 | 52, 22 |
| Oct 18 | at Atl | L | 2 | 2–2 | 0–0 | |
| Oct 25 | at Cin | L | 4 | 1–1 | 1–1 | 22 |
| Nov 1 | Cle | W | 12 | 3–3 | 3–3 | 37, 29, 32 |
| Nov 8 | Arz | L | 3 | 3–3 | 0–1 | 48N |
| Nov 12 | at SF | L | 6 | 0–0 | 2–2 | 50, 38 |
| Nov 22 | Phi | L | 12 | 0–0 | 4–5 | 45, 28, 28, 49, 48N |
| Nov 29 | at Min | L | 4 | 1–1 | 1–1 | 38 |
| Dec 6 | StL | W | 5 | 2–2 | 1–1 | 27 |
| Dec 13 | GB | L | 2 | 2–2 | 0–0 | |
| Dec 20 | at Bal | L | 1 | 1–1 | 0–0 | |
| Dec 28 | Min | W | 12 | 3–3 | 3–4 | 22, 42, 41, 45N |
| Jan 3 | at Det | W | 13 | 4–4 | 3–3 | 44, 28, 34 |
| **TOTALS** | | | **105** | **33–33** | **24–28** | **Long: 52** |

**2010 (Chicago)**

| Date | Opp | W/L | Pts | XP–XPA | FG–FGA | Kick–By–Kick |
|---|---|---|---|---|---|---|
| Sep 12 | Det | W | 7 | 1–1 | 2–2 | 20, 31 |
| Sep 19 | at Dal | W | 9 | 3–3 | 2–2 | 38, 40 |
| Sep 27 | GB | W | 8 | 2–2 | 2–3 | 49N, 25, 19 |
| Oct 3 | at NYG | L | 3 | 0–0 | 1–1 | 40 |
| Oct 10 | at Car | W | 11 | 2–2 | 3–3 | 28, 53, 43 |
| Oct 17 | Sea | L | 8 | 2–2 | 2–3 | 34, 24, 54N |
| Oct 24 | Was | L | 2 | 2–2 | 0–0 | |
| Nov 7 | at Buf | W | 2 | 2–2 | 0–1 | 42N |
| Nov 14 | Min | W | 9 | 3–3 | 2–3 | 43N, 34, 37 |
| Nov 18 | at Mia | W | 10 | 1–1 | 3–3 | 47, 24, 50 |
| Nov 28 | Phi | W | 7 | 4–4 | 1–1 | 23 |
| Dec 5 | at Det | W | 6 | 3–3 | 1–1 | 54 |
| Dec 12 | NE | L | 1 | 1–1 | 0–0 | |
| Dec 20 | at Min | W | 16 | 4–4 | 4–4 | 29, 23, 34, 20 |
| Dec 26 | NYJ | W | 8 | 5–5 | 1–2 | 37, 35N |
| Jan 2 | at GB | L | 3 | 0–0 | 1–1 | 30 |
| **TOTALS** | | | **110** | **35–35** | **25–30** | **Long: 54** |

**2010 Postseason (Chicago)**

| Date | Opp | W/L | Pts | XP–XPA | FG–FGA | Kick–By–Kick |
|---|---|---|---|---|---|---|
| Jan 16 | Sea | W | 5 | 5–5 | 0–0 | |
| Jan 23 | GB | L | 2 | 2–2 | 0–0 | |
| **TOTALS** | | | **7** | **7–7** | **0–0** | |

## GOULD'S GAME-BY-GAME

**2011 (Chicago)**

| Date | Opp | W/L | Pts | XP–XPA | FG–FGA | Kick–By–Kick |
|---|---|---|---|---|---|---|
| Sep 11 | Atl | W | 12 | 3–3 | 3–3 | 41, 23, 26 |
| Sep 18 | at NO | L | 7 | 1–1 | 2–2 | 42, 38 |
| Sep 25 | GB | L | 5 | 2–2 | 1–1 | 25 |
| Oct 2 | Car | W | 10 | 4–4 | 2–2 | 20, 24 |
| Oct 10 | at Det | L | 7 | 1–1 | 2–2 | 44, 49 |
| Oct 16 | Min | W | 13 | 4–4 | 3–3 | 51, 26, 22 |
| Oct 23 | at TB | W | 6 | 3–3 | 1–2 | 41N, 25 |
| Nov 7 | at Phi | W | 12 | 3–3 | 3–3 | 51, 38, 22 |
| Nov 13 | Det | W | 13 | 4–4 | 3–4 | 43, 35, 43N, 50 |
| Nov 20 | SD | W | 7 | 4–4 | 1–1 | 42 |
| Nov 27 | at Oak | L | 8 | 2–2 | 2–2 | 50, 53 |
| Dec 4 | KC | L | 3 | 0–0 | 1–2 | 32, 41N |
| Dec 11 | at Den | L | 4 | 1–1 | 1–1 | 57 |
| Dec 18 | Sea | L | 2 | 2–2 | 0–0 | |
| Dec 25 | at GB | L | 7 | 1–1 | 2–3 | 49N, 35, 30 |
| Jan 1 | at Min | W | 5 | 2–2 | 1–1 | 27 |
| **TOTALS** | | | **121** | **37–37** | **28–32** | **Long: 57** |

**2012 (Chicago)**

| Date | Opp | W/L | Pts | XP–XPA | FG–FGA | Kick–By–Kick |
|---|---|---|---|---|---|---|
| Sep 9 | Ind | W | 11 | 5–5 | 2–2 | 35, 26 |
| Sep 13 | at GB | L | 4 | 1–1 | 1–1 | 45 |
| Sep 23 | StL | W | 11 | 2–2 | 3–3 | 54, 22, 37 |
| Oct 1 | at Dal | W | 10 | 4–4 | 2–2 | 43, 21 |
| Oct 7 | at Jax | W | 11 | 5–5 | 2–2 | 32, 31 |
| Oct 22 | Det | W | 7 | 1–1 | 2–3 | 39, 47N, 21 |
| Oct 28 | Car | W | 5 | 2–2 | 1–2 | 33N, 41 |
| Nov 4 | at Ten | W | 15 | 6–6 | 3–3 | 40, 25, 22 |
| Nov 11 | Hou | L | 6 | 0–0 | 2–3 | 51, 24, 48N |
| Nov 19 | at SF | L | 1 | 1–1 | 0–0 | |
| Nov 25 | Min | W | 8 | 2–2 | 2–3 | 47, 39N, 46 |
| Dec 2 | Sea | L | 5 | 2–2 | 1–1 | 46 |
| Dec 9 | at Min | L | 2 | 2–2 | 0–0 | |
| | **PLACED ON INJURED RESERVE (Calf) ON 12/11** | | | | | |
| **TOTALS** | | | **96** | **33–33** | **21–25** | **Long: 54** |

**2013 (Chicago)**

| Date | Opp | W/L | Pts | XP–XPA | FG–FGA | Kick–By–Kick |
|---|---|---|---|---|---|---|
| Sep 8 | Cin | W | 6 | 3–3 | 1–1 | 58 |
| Sep 15 | Min | W | 7 | 4–4 | 1–1 | 20 |
| Sep 22 | at Pit | W | 10 | 4–5 | 2–2 | 47, 32 |
| Dep 29 | at Det | L | 10 | 1–1 | 3–3 | 34, 28, 25 |
| Oct 6 | NO | L | 4 | 1–1 | 1–1 | 27 |
| Oct 10 | NYG | W | 9 | 3–3 | 2–2 | 40, 52 |
| Oct 20 | at Was | L | 11 | 5–5 | 2–3 | 37, 34N, 49 |
| Nov 4 | at GB | W | 9 | 3–3 | 2–2 | 24, 27 |
| Nov 10 | Det | L | 7 | 1–1 | 2–2 | 25, 32 |
| Nov 17 | Bal | W | 11 | 2–2 | 3–3 | 20, 46, 38 |
| Nov 24 | at StL | L | 3 | 3–3 | 0–0 | |
| Dec 1 | at Min | L | 8 | 2–2 | 2–4 | 30, 40, 66N, 47N |
| Dec 9 | Dal | W | 13 | 4–4 | 3–3 | 27, 34, 23 |
| Dec 15 | at Cle | W | 8 | 5–5 | 1–1 | 23 |
| Dec 22 | at Phi | L | 3 | 0–0 | 1–1 | 50 |
| Dec 29 | GB | L | 4 | 4–4 | 0–0 | |
| **TOTALS** | | | **123** | **45–46** | **26–29** | **Long: 58** |

**2014 (Chicago)**

| Date | Opp | W/L | Pts | XP–XPA | FG–FGA | Kick–By–Kick |
|---|---|---|---|---|---|---|
| Sep 7 | Buf | L | 8 | 2–2 | 2–2 | 41, 37 |
| Sep 14 | at SF | W | 4 | 4–4 | 0–0 | |
| Sep 22 | at NYJ | W | 9 | 3–3 | 2–2 | 24, 45 |
| Sep 28 | GB | L | 5 | 2–2 | 1–1 | 23 |
| Oct 5 | at Car | L | 6 | 3–3 | 1–2 | 35N, 45 |
| Oct 12 | at Atl | W | 7 | 1–2 | 2–2 | 25, 28 |
| Oct 19 | Mia | L | 2 | 2–2 | 0–0 | |
| Oct 26 | at NE | L | 1 | 1–1 | 0–0 | |
| Nov 9 | at GB | L | 2 | 2–2 | 0–0 | |
| Nov 16 | Min | W | 3 | 3–3 | 0–1 | 47N |
| Nov 23 | TB | W | 3 | 3–3 | 0–1 | 54N |
| Nov 27 | at Det | L | 5 | 2–2 | 1–1 | 35 |
| Dec 4 | Dal | L | – INACTIVE (Quad) | | – | – |
| Dec 15 | NO | L | – INACTIVE (Quad) | | – | – |
| Dec 21 | Det | L | – INACTIVE (Quad) | | – | – |
| Dec 28 | at Min | L | – INACTIVE (Quad) | | – | – |
| **TOTALS** | | | **55** | **28–29** | **9–12** | **Long: 45** |

**2015 (Chicago)**

| Date | Opp | W/L | Pts | XP–XPA | FG–FGA | Kick–By–Kick |
|---|---|---|---|---|---|---|
| Sep 13 | GB | L | 11 | 2–2 | 3–3 | 28, 50, 44 |
| Sep 20 | Arz | L | 11 | 2–2 | 3–3 | 40, 23, 51 |
| Sep 27 | at Sea | L | 0 | 0–0 | 0–0 | |
| Oct 4 | Oak | W | 10 | 1–2 | 3–3 | 19, 54, 49 |
| Oct 11 | at KC | W | 6 | 0–0 | 2–2 | 44, 30 |
| Oct 18 | at Det | L | 14 | 2–2 | 4–4 | 27, 23, 38, 29 |
| Nov 1 | Min | L | 8 | 2–2 | 2–3 | 55, 33, 51N |
| Nov 9 | at SD | W | 2 | 2–2 | 0–2 | 47N, 34N |
| Nov 15 | at StL | W | 13 | 4–4 | 3–3 | 35, 37, 36 |
| Nov 22 | Den | L | 9 | 0–0 | 3–3 | 46, 37, 37 |
| Nov 26 | at GB | W | 5 | 2–2 | 1–1 | 21 |
| Dec 6 | SF | L | 8 | 2–2 | 2–4 | 40, 51, 40N, 36N |
| Dec 13 | Was | L | 3 | 3–3 | 0–1 | 50N |
| Dec 20 | at Min | L | 5 | 2–2 | 1–1 | 51 |
| Dec 27 | at TB | W | 14 | 2–2 | 4–4 | 26, 27, 50, 39 |
| Jan 3 | Det | L | 8 | 2–2 | 2–2 | 49, 34 |
| **TOTALS** | | | **127** | **28–29** | **33–39** | **Long: 55** |

**2016 (New York Giants)**

| Date | Opp | W/L | Pts | XP–XPA | FG–FGA | Kick–By–Kick |
|---|---|---|---|---|---|---|
| Oct 23 | at LAR | W | 5 | 2–2 | 1–1 | 29 |
| Nov 6 | Phi | W | 4 | 4–4 | 0–0 | |
| Nov 14 | Cin | W | 3 | 3–3 | 0–0 | |
| Nov 20 | Chi | W | 4 | 1–3 | 1–1 | 46 |
| Nov 27 | at Cle | W | 3 | 3–4 | 0–0 | |
| Dec 4 | at Pit | L | 2 | 2–2 | 0–0 | |
| Dec 11 | Dal | W | 4 | 1–1 | 1–1 | 39 |
| Dec 18 | Det | W | 5 | 2–2 | 1–1 | 47 |
| Dec 22 | at Phi | L | 13 | 1–1 | 4–4 | 35, 35, 29, 41 |
| Jan 1 | at Was | W | 7 | 1–1 | 2–2 | 22, 40 |
| **TOTALS** | | | **50** | **20–23** | **10–10** | **Long: 47** |

**2016 Postseason (New York Giants)**

| Date | Opp | W/L | Pts | XP–XPA | FG–FGA | Kick–By–Kick |
|---|---|---|---|---|---|---|
| Jan 8 | at GB | L | 7 | 1–1 | 2–2 | 26, 40 |
| **TOTALS** | | | **7** | **1–1** | **2–2** | **Long: 40** |

# LEON HALL

# 20

CB » 5-11 » 195 » MICHIGAN

12.9.84 » VISTA, CA » VISTA HS, VISTA, CA » 11TH YEAR » ACQUIRED FA IN '17

## AWARDS & HONORS:

**2007:** PFWA NFL All-Rookie Team
**2008:** AFC Defensive Player of the Week (Week 16)
**2009:** AP Second-Team All-Pro
**2012:** Ed Block Courage Award Recipient
**2015:** AFC Defensive Player of the Week (Week 12)

## 2017 HIGHLIGHTS

- Signed by the team on 10/24, played in 9 games (1 start) and registered 16 tackles and 1 PD.

## GOLDMINE

- In 2014, Hall partnered with the "Learning Is Cool" program and visited the Academy of Multilingual Immersion Studies in Cincinnati, OH. Hall spent the day encouraging children to strive to be the best they can be in the classroom as well as at home, showing them that enjoying school can lead to a bright future.
- In 2007, Hall began the Leon Hall Foundation after he was drafted. The foundation's sole purpose is to help underprivileged children in any way possible.
- Since 2010, Hall has played a major role assisting the Children's Home of Northern Kentucky for Boys, having taken numerous visits during Christmas time. He takes time to encourage them, and with the help of Toys "R" Us, he gives away hundreds of toys. "Every kid's situation is different," Hall says. "But I can relate to them about not being in a secure household. It's a big part of the focus of my foundation. It's how I grew up and what I've been around my whole life."
- Hall hosted a free football clinic in 2008 at South Avondale Field in Cincinnati, OH, for over 300 kids ages 8-16. The free clinic provided youth the opportunity to work on their football skills, sportsmanship, and teamwork skills, while building self-esteem both on and off the field. Each participant received a T-shirt and refreshments as well as had the opportunity to meet Leon and some of his teammates. After the camp, Mercy Hospitals provided free health screenings for all parents.

## HALL'S GOLDEN NUGGETS

- Originally drafted by the Cincinnati Bengals 18th overall in the 2007 NFL Draft.
- His 26 INTs as a member of the Cincinnati Bengals ranks 4th in team history.
- Lists his favorite hobbies as golfing and traveling.
- Played CB, WR and QB at Vista (CA) High School.

## HALL'S GAME-BY-GAME

**2017**

| Date | Opp | W/L | P/S | Tot | Sol | Ast | Sk | Yds | Int | Yds | PD | FF | FR | Yds |
|---|---|---|---|---|---|---|---|---|---|---|---|---|---|---|
| | | | | | SIGNED BY SF ON 10/10 | | | | | | | | | |
| Oct 15 | at Was | L | – | – | INACTIVE | | | – | – | – | – | – | – | – |
| | | | | | RELEASED BY SF ON 10/19 | | | | | | | | | |
| | | | | | SIGNED BY SF ON 10/24 | | | | | | | | | |
| Oct 29 | at Phi | L | 1/1 | 1 | 1 | 0 | 0.0 | 0.0 | 0 | 0 | 0 | 0 | 0 | 0 |
| Nov 5 | Arz | L | 1/0 | 4 | 4 | 0 | 0.0 | 0.0 | 0 | 0 | 1 | 0 | 0 | 0 |
| Nov 12 | NYG | W | 1/0 | 1 | 1 | 0 | 0.0 | 0.0 | 0 | 0 | 0 | 0 | 0 | 0 |
| Nov 26 | Sea | L | 1/0 | 1 | 1 | 0 | 0.0 | 0.0 | 0 | 0 | 0 | 0 | 0 | 0 |
| Dec 3 | at Chi | W | 1/0 | 0 | 0 | 0 | 0.0 | 0.0 | 0 | 0 | 0 | 0 | 0 | 0 |
| Dec 10 | at Hou | W | 1/0 | 2 | 2 | 0 | 0.0 | 0.0 | 0 | 0 | 0 | 0 | 0 | 0 |
| Dec 17 | Ten | W | 1/0 | 1 | 0 | 1 | 0.0 | 0.0 | 0 | 0 | 0 | 0 | 0 | 0 |
| Dec 24 | Jax | W | 1/0 | 5 | 5 | 0 | 0.0 | 0.0 | 0 | 0 | 0 | 0 | 0 | 0 |
| Dec 31 | at LAR | W | 1/0 | 1 | 1 | 0 | 0.0 | 0.0 | 0 | 0 | 0 | 0 | 0 | 0 |
| **TOTALS** | | | **9/1** | **16** | **15** | **1** | **0.0** | **0.0** | **0** | **0** | **1** | **0** | **0** | **0** |

## HALL'S CAREER STATISTICS

| | | | | TACKLES | | | | | INTERCEPTIONS | | | | | FUMBLES | | |
|---|---|---|---|---|---|---|---|---|---|---|---|---|---|---|---|---|
| YEAR | TEAM | GP | GS | TOT | SOL | AST | SACKS | YDS | INT | YDS | LG | TD | PD | FF | FR | YDS |
| 2007 | CIN | 16 | 10 | 85 | 51 | 34 | 0.0 | 0.0 | 5 | 16 | 12 | 0 | 12 | 1 | 0 | 0 |
| 2008 | CIN | 16 | 16 | 84 | 66 | 18 | 0.0 | 0.0 | 3 | 87 | 50t | 1 | 24 | 0 | 1 | 0 |
| 2009 | CIN | 16 | 16 | 73 | 55 | 18 | 0.0 | 0.0 | 6 | 47 | 26 | 0 | 24 | 2 | 0 | 0 |
| 2010 | CIN | 16 | 16 | 52 | 36 | 16 | 0.0 | 0.0 | 4 | 19 | 22 | 0 | 11 | 2 | 0 | 0 |
| 2011 | CIN | 9 | 9 | 38 | 31 | 7 | 0.0 | 0.0 | 2 | 15 | 15 | 0 | 7 | 0 | 1 | 10 |
| 2012 | CIN | 14 | 14 | 43 | 35 | 8 | 0.0 | 0.0 | 2 | 61 | 44 | 1 | 12 | 0 | 0 | 0 |
| 2013 | CIN | 5 | 5 | 20 | 14 | 6 | 0.0 | 0.0 | 1 | 0 | 0 | 0 | 5 | 0 | 0 | 0 |
| 2014 | CIN | 15 | 15 | 67 | 48 | 19 | 0.0 | 0.0 | 1 | –3 | –3 | 0 | 8 | 0 | 0 | 0 |
| 2015 | CIN | 14 | 4 | 55 | 44 | 11 | 0.0 | 0.0 | 2 | 19 | 19 | 1 | 9 | 0 | 0 | 0 |
| 2016 | NYG | 12 | 2 | 30 | 20 | 10 | 2.0 | 21.0 | 1 | 29 | 29 | 0 | 2 | 1 | 0 | 0 |
| 2017 | SF | 9 | 1 | 16 | 15 | 1 | 0.0 | 0.0 | 0 | 0 | – | 0 | 1 | 0 | 0 | 0 |
| **TOTALS** | | **142** | **108** | **563** | **415** | **148** | **2.0** | **21.0** | **27** | **290** | **50t** | **3** | **115** | **6** | **2** | **10** |

**PLAYOFFS**

| | | | | TACKLES | | | | | INTERCEPTIONS | | | | | FUMBLES | | |
|---|---|---|---|---|---|---|---|---|---|---|---|---|---|---|---|---|
| YEAR | TEAM | GP | GS | TOT | SOL | AST | SACKS | YDS | INT | YDS | LG | TD | PD | FF | FR | YDS |
| 2009 | CIN | 1 | 1 | 7 | 4 | 3 | 0.0 | 0.0 | 0 | 0 | – | 0 | 0 | 0 | 0 | 0 |
| 2011 | CIN | – | – | – | INJURED RESERVE (Achilles) | | | – | – | – | – | – | – | – | – | – |
| 2012 | CIN | 1 | 1 | 13 | 4 | 9 | 0.0 | 0.0 | 1 | 21 | 21t | 1 | 1 | 0 | 0 | 0 |
| 2013 | CIN | – | – | – | INJURED RESERVE (Achilles) | | | – | – | – | – | – | – | – | – | – |
| 2014 | CIN | 1 | 1 | 2 | 1 | 1 | 0.0 | 0.0 | 0 | 0 | – | 0 | 1 | 0 | 0 | 0 |
| 2015 | CIN | 1 | 1 | 2 | 2 | 0 | 0.0 | 0.0 | 0 | 0 | – | 0 | 1 | 0 | 0 | 0 |
| 2016 | NYG | 1 | 1 | 5 | 5 | 0 | 0.0 | 0.0 | 0 | 0 | – | 0 | 1 | 0 | 0 | 0 |
| **TOTALS** | | **5** | **5** | **29** | **16** | **13** | **0.0** | **0.0** | **1** | **21** | **21t** | **1** | **4** | **0** | **0** | **0** |

**Additional Statistics:**

**Special Teams Tackles – 31:** 2007 (9); 2008 (5); 2009 (7); 2010 (5); 2012 (2); 2016 (1); 2017 (2)
**Punt Returns – 3:** 2008 (3)
**Punt Return Yards – 16:** 2008 (16)
**Kick Returns – 3:** 2008 (1); 2009 (1); 2010 (1)
**Kick Return Yards – 52:** 2008 (1); 2009 (22); 2010 (29)

**Milestones:**

**NFL Debut:** vs. Bal. (9/10/07); **First Start:** vs. Bal. (9/10/07); **First INT:** at Sea. (9/23/07 – QB Matt Hasselbeck); **First INT Returned for a TD:** at Cle. (12/21/08 – QB Ken Dorsey – 50–yds.); **First Sack:** vs. NO (9/18/16 – QB Drew Brees); **First FF:** at Cle. (9/16/07 – QB Derek Anderson); **First FR:** at Ind. (12/7/08 – TE Dallas Clark); **100th Career Start:** at Pit. (12/28/14)

## HALL'S CAREER HIGHS

**Total Tackles:** Regular Season – 14 vs. Hou. (10/18/09); Postseason – 13 at Hou. (1/5/12)
**Solo:** Regular Season – 11 vs. Hou. (10/18/09); Postseason – 5 at GB (1/8/16)
**Assists:** Regular Season – 5 at Pit. (12/2/07); Postseason – 9 at Hou. (1/5/12)
**Interceptions:** Regular Season – 3 at Cle. (12/21/08); Postseason – 1 at Hou. (1/5/12)
**Interception Returns For TD:** Regular Season – 1 (3 times) Last vs. StL (11/29/15); Postseason – 1 at Hou. (1/5/12)
**Sacks:** 1 (2 times) Last at Was. (1/1/17)
**Passes Defensed:** Regular Season – 4 (2 times) Last vs. KC (12/27/09); Postseason – 1 (4 times) Last at GB (1/8/17)
**Forced Fumbles:** 2 vs. Pit. (11/8/10)
**Fumble Recoveries:** 1 (2 times) Last at Den. (9/18/11)

## HALL'S TRANSACTIONS

Originally a 1st–round (18th overall) draft choice by Cin. in 2007...Signed a four–year extension with Cin. through 2015 on 9/2/11...Placed on the Injured Reserve List on 11/14/11...Placed on the Injured Reserve List on 10/29/13...Signed a one–year deal with NYG on 8/4/16...Signed a one–year deal with SF on 10/10/17...Released by SF on 10/19/17...Signed a one–year deal with SF on 10/24/17.

## 2016 (NEW YORK GIANTS)

- Appeared in 12 games (2 starts), where he registered 30 tackles, 2 PDs, 1 INT, 1 FF and the 1st 2.0 sacks of his career. Also saw action in the team's lone playoff game at GB (1/8/16 - NFC-WC), adding 5 tackles.
- Made his Giants debut in the season-opener at Dal. (9/11).
- Finished with 5 tackles and the 1st sack of his career vs. NO (9/18).
- Registered a season-high 6 tackles at Min. (10/3).
- Intercepted Cowboys QB Dak Prescott pass vs. Dal. (12/11), while adding 3 tackles.

## 2015 (CINCINNATI)

- Started all 14 games in which he appeared in, finishing with 55 tackles, 2 INTs (1 TD) and 9 PDs.
- Intercepted Rams QB Nick Foles vs. StL (11/29), returning the pass 19 yds. for a TD, earning AFC Defensive Player of the Week honors (Week 12).

## 2014 (CINCINNATI)

- Started at 15 games and finished with 67 tackles, 1 INT and 8 PDs. Also started at Ind. (1/4/15) – AFC-WC) and picked up 2 tackles and 1 PD.
- Registered 6 tackles vs. Atl. (9/14), 2 PDs and 1 INT, intercepting Falcons QB Matt Ryan.
- Tied the team lead with 7 tackles vs. Bal. (10/26).

## 2013 (CINCINNATI)

- Started 5 games before finishing the season on the Injured Reserve List. Added 20 tackles, 5 PDs and 1 INT.
- In the season opener at Chi. (9/8), registered 7 tackles and 2 PDs.

## 2012 (CINCINNATI)

- Started 14 games and registered 43 tackles, 12 PDs and 2 INTs (1 TD).
- Named the team's Ed Block Courage Award Recipient.
- Registered 1 tackle, 1 PD and 1 INT at Phi. (12/13), returning an Eagles QB Nick Foles pass 44 yds.
- Took a Steelers QB Ben Roethlisberger pass 17 yds. for a TD at Pit. (12/23), marking his 2nd consecutive game with an INT.
- Finished with a playoff career-high 13 tackles at Hou. (1/5/13 – AFC-WC) to go along with 1 PD and 1 INT for a TD. Returned a Texans QB Matt Schaub INT 21 yds. for a TD, becoming the 2nd player in Bengals history to register a defensive TD in the postseason.

## 2011 (CINCINNATI)

- Started each of the team's 1st 9 games of the season prior to being placed on the Injured Reserve List on 11/14 with an Achilles injury. Finished the season with 38 tackles, 7 PDs and 2 INTs.
- Registered 4 tackles, 2 PDs and 1 INT vs. Ind. (10/16), returning a Colts QB Curtis Painter interception 15 yds.

## 2010 (CINCINNATI)

- Started all 16 games for the 3rd consecutive season, finishing with 52 tackles, 11 PDs, 4 INTs and 2 FFs.
- Registered 1 INT in 3-consecutive games [vs. Bal. (9/19), at Car. (9/26) & at Cle. (10/3)] for the 1st time in his career.
- Intercepted Falcons QB Matt Ryan at Atl. (10/24), for his 4th INT of the season, and added 6 tackles.

## 2009 (CINCINNATI)

- Started 16 games and registered 73 tackles 24 PDs, 6 INTs and 2 FFs. His 6 INTs were a single-season career high and also tied the team lead.
- Finished with a single-game career-high 14 tackles vs. Hou. (10/18).
- Registered 6 tackles vs. Chi. (10/25) and intercepted Bears QB Jay Cutler twice on the day. Also added 4 PDs.
- Posted 7 tackles vs. NYJ (1/9/10 – AFC-WC).

## 2008 (CINCINNATI)

- Started all 16 games for the 1st time in his career, where he registered 84 tackles, a team-high 24 PDs, 3 INTs and 1 FR.
- Tied a season high with 9 tackles at Ind. (12/7) and registered the 1st FR of his career.
- Registered a career-high 3 INTs at Cle. (12/21), intercepting Browns QB Ken Dorsey 2 times and Browns QB Bruce Gradkowski once on the day. His 50-yd. INT returned for a TD was the 1st TD of his career.

## 2007 (CINCINNATI)

- Appeared in all 16 games (10 starts) as a rookie, finishing with a career-high 85 tackles, 12 PDs, 5 INTs and 1 FF.
- Made his 1st career start in his NFL debut vs. Bal. (9/10), finishing with 5 tackles and 2 PDs.
- Finished with 2 tackles and the 1st FF of his career at Cle. (9/16).
- Registered his 1st career INT at Sea. (9/23), intercepting a Seahawks QB Matt Hasselbeck pass.

## COLLEGE

Appeared in 50 games over four seasons (2003-06) at Michigan, where he was a consensus All-American and the NCAA's Jim Thorpe Award (top defensive back) and Bronko Nagurski Trophy (top defensive player) winner as a senior in 2006. Left the school with the record for most career passes defensed (43) and ranked tied for 4th with 12 INTs. As a junior in 2005, set a Michigan record with an 83-yd. FR for a TD.

## PERSONAL

- Attended Vista (CA) HS, where he earned All-America honors from *SuperPrep* and *PrepStar*. Played CB, WR and QB at Vista.
- In addition to football, also lettered in track & field at Vista.
- Married to his wife, Jessica. The couple have three children: Leon Jr., Christien Blake and Graham Alexander.
- Majored in general studies at Michigan.
- Born Leon Lastarza Hall (12/9/84) in Vista, CA.

## INJURY REPORT

**2011:** Placed on the Injured Reserve List on 11/14 with an achilles injury.

**2012:** Inactive at Was. (9/23) with a calf injury; Inactive at Jax. (9/30) with a hamstring injury.

**2013:** Missed 2 games [at Cle. (9/29) & vs. NE (10/6)] with a hamstring injury; Inactive vs. NYJ (10/27) with an achilles injury before being placed on the Injured Reserve List on 10/29.

**2014:** Inactive vs. Cle. (11/6) with a concussion.

**2015:** Missed 2 games [at Buf. (10/18) & at Cle. (12/6)] with a back injury.

## HALL'S GAME-BY-GAME

**2007 (Cincinnati)**

| Date | Opp | W/L | P/S | Tot | Sol | Ast | Sk | Yds | Int | Yds | PD | FF | FR | Yds |
|---|---|---|---|---|---|---|---|---|---|---|---|---|---|---|
| Sep 10 | Bal | W | 1/1 | 5 | 2 | 3 | 0.0 | 0.0 | 0 | 0 | 2 | 0 | 0 | 0 |
| Sep 16 | at Cle | L | 1/0 | 2 | 1 | 1 | 0.0 | 0.0 | 0 | 0 | 0 | 1 | 0 | 0 |
| Sep 23 | at Sea | L | 1/0 | 2 | 1 | 1 | 0.0 | 0.0 | 1 | 2 | 1 | 0 | 0 | 0 |
| Oct 1 | NE | L | 1/0 | 2 | 1 | 1 | 0.0 | 0.0 | 1 | 2 | 1 | 0 | 0 | 0 |
| Oct 14 | at KC | L | 1/1 | 7 | 6 | 1 | 0.0 | 0.0 | 0 | 0 | 0 | 0 | 0 | 0 |
| Oct 21 | NYJ | W | 1/0 | 4 | 1 | 3 | 0.0 | 0.0 | 0 | 0 | 1 | 0 | 0 | 0 |
| Oct 28 | Pit | L | 1/0 | 2 | 1 | 1 | 0.0 | 0.0 | 0 | 0 | 0 | 0 | 0 | 0 |
| Nov 4 | at Buf | L | 1/0 | 5 | 3 | 2 | 0.0 | 0.0 | 1 | 0 | 1 | 0 | 0 | 0 |
| Nov 11 | at Bal | W | 1/1 | 7 | 6 | 1 | 0.0 | 0.0 | 1 | 0 | 2 | 0 | 0 | 0 |
| Nov 18 | Arz | L | 1/1 | 7 | 3 | 4 | 0.0 | 0.0 | 0 | 0 | 2 | 0 | 0 | 0 |
| Nov 25 | Ten | W | 1/1 | 4 | 1 | 3 | 0.0 | 0.0 | 0 | 0 | 0 | 0 | 0 | 0 |
| Dec 2 | at Pit | L | 1/1 | 11 | 6 | 5 | 0.0 | 0.0 | 0 | 0 | 0 | 0 | 0 | 0 |
| Dec 9 | StL | W | 1/1 | 7 | 5 | 2 | 0.0 | 0.0 | 0 | 0 | 0 | 0 | 0 | 0 |
| Dec 15 | at SF | L | 1/1 | 6 | 4 | 2 | 0.0 | 0.0 | 0 | 0 | 1 | 0 | 0 | 0 |
| Dec 23 | Cin | W | 1/1 | 7 | 4 | 3 | 0.0 | 0.0 | 1 | 12 | 1 | 0 | 0 | 0 |
| Dec 30 | at Mia | W | 1/1 | 7 | 6 | 1 | 0.0 | 0.0 | 0 | 0 | 0 | 0 | 0 | 0 |
| **TOTALS** | | | **16/10** | **85** | **51** | **34** | **0.0** | **0.0** | **5** | **16** | **12** | **1** | **0** | **0** |

**2008 (Cincinnati)**

| Date | Opp | W/L | P/S | Tot | Sol | Ast | Sk | Yds | Int | Yds | PD | FF | FR | Yds |
|---|---|---|---|---|---|---|---|---|---|---|---|---|---|---|
| Sep 7 | at Bal | L | 1/1 | 4 | 2 | 2 | 0.0 | 0.0 | 0 | 0 | 3 | 0 | 0 | 0 |
| Sep 14 | Ten | L | 1/1 | 3 | 3 | 0 | 0.0 | 0.0 | 0 | 0 | 0 | 0 | 0 | 0 |
| Sep 21 | at NYG | L | 1/1 | 3 | 3 | 0 | 0.0 | 0.0 | 0 | 0 | 2 | 0 | 0 | 0 |
| Sep 28 | Cle | L | 1/1 | 0 | 0 | 0 | 0.0 | 0.0 | 0 | 0 | 3 | 0 | 0 | 0 |
| Oct 5 | at Dal | L | 1/1 | 6 | 3 | 3 | 0.0 | 0.0 | 0 | 0 | 0 | 0 | 0 | 0 |
| Oct 12 | at NYJ | L | 1/1 | 5 | 3 | 2 | 0.0 | 0.0 | 0 | 0 | 0 | 0 | 0 | 0 |
| Oct 19 | Pit | L | 1/1 | 3 | 2 | 1 | 0.0 | 0.0 | 0 | 0 | 2 | 0 | 0 | 0 |
| Oct 26 | at Hou | L | 1/1 | 3 | 3 | 0 | 0.0 | 0.0 | 0 | 0 | 0 | 0 | 0 | 0 |
| Nov 2 | Jax | W | 1/1 | 6 | 3 | 3 | 0.0 | 0.0 | 0 | 0 | 2 | 0 | 0 | 0 |
| Nov 16 | Phi | T | 1/1 | 8 | 8 | 0 | 0.0 | 0.0 | 0 | 0 | 2 | 0 | 0 | 0 |
| Nov 20 | at Pit | L | 1/1 | 7 | 5 | 2 | 0.0 | 0.0 | 0 | 0 | 1 | 0 | 0 | 0 |
| Nov 30 | Bal | L | 1/1 | 7 | 4 | 3 | 0.0 | 0.0 | 0 | 0 | 1 | 0 | 0 | 0 |
| Dec 7 | at Ind | L | 1/1 | 9 | 8 | 1 | 0.0 | 0.0 | 0 | 0 | 1 | 0 | 1 | 0 |
| Dec 14 | Was | W | 1/1 | 6 | 6 | 0 | 0.0 | 0.0 | 0 | 0 | 3 | 0 | 0 | 0 |
| Dec 21 | at Cle | W | 1/1 | 5 | 4 | 1 | 0.0 | 0.0 | 3 | 87 | 3 | 0 | 0 | 0 |
| Dec 28 | KC | W | 1/1 | 9 | 9 | 0 | 0.0 | 0.0 | 0 | 0 | 1 | 0 | 0 | 0 |
| **TOTALS** | | | **16/16** | **84** | **66** | **18** | **0.0** | **0.0** | **3** | **87** | **24** | **0** | **1** | **0** |

**2009 (Cincinnati)**

| Date | Opp | W/L | P/S | Tot | Sol | Ast | Sk | Yds | Int | Yds | PD | FF | FR | Yds |
|---|---|---|---|---|---|---|---|---|---|---|---|---|---|---|
| Sep 13 | Den | L | 1/1 | 3 | 2 | 1 | 0.0 | 0.0 | 0 | 0 | 3 | 0 | 0 | 0 |
| Sep 20 | at GB | W | 1/1 | 4 | 1 | 3 | 0.0 | 0.0 | 0 | 0 | 0 | 0 | 0 | 0 |
| Sep 27 | Pit | W | 1/1 | 2 | 2 | 0 | 0.0 | 0.0 | 0 | 0 | 0 | 0 | 0 | 0 |
| Oct 4 | at Cle | W | 1/1 | 6 | 6 | 0 | 0.0 | 0.0 | 0 | 0 | 1 | 1 | 0 | 0 |
| Oct 11 | at Bal | W | 1/1 | 2 | 2 | 0 | 0.0 | 0.0 | 1 | 0 | 1 | 0 | 0 | 0 |
| Oct 18 | Hou | L | 1/1 | 14 | 11 | 3 | 0.0 | 0.0 | 0 | 0 | 1 | 1 | 0 | 0 |
| Oct 25 | Chi | W | 1/1 | 6 | 5 | 1 | 0.0 | 0.0 | 2 | 48 | 4 | 0 | 0 | 0 |
| Nov 8 | Bal | W | 1/1 | 2 | 2 | 0 | 0.0 | 0.0 | 1 | –2 | 2 | 0 | 0 | 0 |
| Nov 15 | at Pit | W | 1/1 | 7 | 5 | 2 | 0.0 | 0.0 | 0 | 0 | 0 | 0 | 0 | 0 |
| Nov 22 | at Oak | L | 1/1 | 1 | 0 | 1 | 0.0 | 0.0 | 0 | 0 | 3 | 0 | 0 | 0 |
| Nov 29 | Cle | W | 1/1 | 3 | 1 | 2 | 0.0 | 0.0 | 0 | 0 | 2 | 0 | 0 | 0 |
| Dec 6 | Det | W | 1/1 | 1 | 0 | 1 | 0.0 | 0.0 | 0 | 0 | 1 | 0 | 0 | 0 |
| Dec 13 | at Min | L | 1/1 | 6 | 5 | 1 | 0.0 | 0.0 | 1 | 1 | 1 | 0 | 0 | 0 |
| Dec 20 | at SD | L | 1/1 | 8 | 7 | 1 | 0.0 | 0.0 | 0 | 0 | 1 | 0 | 0 | 0 |
| Dec 27 | KC | W | 1/1 | 4 | 4 | 0 | 0.0 | 0.0 | 1 | 0 | 4 | 0 | 0 | 0 |
| Jan 3 | at NYJ | L | 1/1 | 4 | 2 | 2 | 0.0 | 0.0 | 0 | 0 | 0 | 0 | 0 | 0 |
| **TOTALS** | | | **16/16** | **73** | **55** | **18** | **0.0** | **0.0** | **6** | **47** | **24** | **2** | **0** | **0** |

**2009 Postseason (Cincinnati)**

| Date | Opp | W/L | P/S | Tot | Sol | Ast | Sk | Yds | Int | Yds | PD | FF | FR | Yds |
|---|---|---|---|---|---|---|---|---|---|---|---|---|---|---|
| Jan 9 | NYJ | L | 1/1 | 7 | 4 | 3 | 0.0 | 0.0 | 0 | 0 | 0 | 0 | 0 | 0 |
| **TOTALS** | | | **1/1** | **7** | **4** | **3** | **0.0** | **0.0** | **0** | **0** | **0** | **0** | **0** | **0** |

**2010 (Cincinnati)**

| Date | Opp | W/L | P/S | Tot | Sol | Ast | Sk | Yds | Int | Yds | PD | FF | FR | Yds |
|---|---|---|---|---|---|---|---|---|---|---|---|---|---|---|
| Sep 12 | at NE | L | 1/1 | 4 | 1 | 3 | 0.0 | 0.0 | 0 | 0 | 1 | 0 | 0 | 0 |
| Sep 19 | Bal | W | 1/1 | 3 | 3 | 0 | 0.0 | 0.0 | 1 | 22 | 1 | 0 | 0 | 0 |
| Sep 26 | at Car | W | 1/1 | 5 | 3 | 2 | 0.0 | 0.0 | 1 | 0 | 2 | 0 | 0 | 0 |
| Oct 3 | at Cle | L | 1/1 | 2 | 2 | 0 | 0.0 | 0.0 | 1 | –3 | 1 | 0 | 0 | 0 |
| Oct 10 | TB | L | 1/1 | 5 | 4 | 1 | 0.0 | 0.0 | 0 | 0 | 1 | 0 | 0 | 0 |
| Oct 24 | at Atl | L | 1/1 | 6 | 2 | 4 | 0.0 | 0.0 | 1 | 0 | 1 | 0 | 0 | 0 |
| Oct 31 | Mia | L | 1/1 | 3 | 2 | 1 | 0.0 | 0.0 | 0 | 0 | 0 | 0 | 0 | 0 |
| Nov 8 | Pit | L | 1/1 | 4 | 3 | 1 | 0.0 | 0.0 | 0 | 0 | 0 | 2 | 0 | 0 |
| Nov 14 | at Ind | L | 1/1 | 1 | 0 | 1 | 0.0 | 0.0 | 0 | 0 | 0 | 0 | 0 | 0 |
| Nov 21 | Buf | L | 1/1 | 3 | 3 | 0 | 0.0 | 0.0 | 0 | 0 | 1 | 0 | 0 | 0 |
| Nov 25 | at NYJ | L | 1/1 | 4 | 3 | 1 | 0.0 | 0.0 | 0 | 0 | 1 | 0 | 0 | 0 |
| Dec 5 | NO | L | 1/1 | 5 | 4 | 1 | 0.0 | 0.0 | 0 | 0 | 0 | 0 | 0 | 0 |
| Dec 12 | at Pit | L | 1/1 | 3 | 3 | 0 | 0.0 | 0.0 | 0 | 0 | 1 | 0 | 0 | 0 |
| Dec 19 | Cle | W | 1/1 | 2 | 2 | 0 | 0.0 | 0.0 | 0 | 0 | 0 | 0 | 0 | 0 |
| Dec 26 | SD | W | 1/1 | 0 | 0 | 0 | 0.0 | 0.0 | 0 | 0 | 0 | 0 | 0 | 0 |
| Jan 2 | at Bal | L | 1/1 | 2 | 1 | 1 | 0.0 | 0.0 | 0 | 0 | 1 | 0 | 0 | 0 |
| **TOTALS** | | | **16/16** | **52** | **36** | **16** | **0.0** | **0.0** | **4** | **19** | **11** | **2** | **0** | **0** |

**2011 (Cincinnati)**

| Date | Opp | W/L | P/S | Tot | Sol | Ast | Sk | Yds | Int | Yds | PD | FF | FR | Yds |
|---|---|---|---|---|---|---|---|---|---|---|---|---|---|---|
| Sep 11 | at Cle | W | 1/1 | 4 | 2 | 2 | 0.0 | 0.0 | 0 | 0 | 2 | 0 | 0 | 0 |
| Sep 18 | at Den | L | 1/1 | 2 | 2 | 0 | 0.0 | 0.0 | 0 | 0 | 0 | 0 | 1 | 10 |
| Sep 25 | SF | L | 1/1 | 4 | 3 | 1 | 0.0 | 0.0 | 0 | 0 | 0 | 0 | 0 | 0 |
| Oct 2 | Buf | W | 1/1 | 7 | 6 | 1 | 0.0 | 0.0 | 0 | 0 | 0 | 0 | 0 | 0 |
| Oct 9 | at Jax | W | 1/1 | 5 | 3 | 2 | 0.0 | 0.0 | 0 | 0 | 0 | 0 | 0 | 0 |
| Oct 16 | Ind | W | 1/1 | 4 | 4 | 0 | 0.0 | 0.0 | 1 | 15 | 2 | 0 | 0 | 0 |
| Oct 30 | at Sea | W | 1/1 | 8 | 8 | 0 | 0.0 | 0.0 | 0 | 0 | 0 | 0 | 0 | 0 |
| Nov 6 | at Ten | W | 1/1 | 3 | 2 | 1 | 0.0 | 0.0 | 0 | 0 | 0 | 0 | 0 | 0 |
| Nov 13 | Pit | L | 1/1 | 1 | 1 | 0 | 0.0 | 0.0 | 1 | 0 | 3 | 0 | 0 | 0 |
| | **PLACED ON INJURED RESERVE (Achilles) ON 11/14** | | | | | | | | | | | | | |
| **TOTALS** | | | **9/9** | **38** | **31** | **7** | **0.0** | **0.0** | **2** | **15** | **7** | **0** | **1** | **10** |

**2012 (Cincinnati)**

| Date | Opp | W/L | P/S | Tot | Sol | Ast | Sk | Yds | Int | Yds | PD | FF | FR | Yds |
|---|---|---|---|---|---|---|---|---|---|---|---|---|---|---|
| Sep 10 | at Bal | L | 1/1 | 4 | 4 | 0 | 0.0 | 0.0 | 0 | 0 | 2 | 0 | 0 | 0 |
| Sep 16 | Cle | W | 1/1 | 8 | 6 | 2 | 0.0 | 0.0 | 0 | 0 | 3 | 0 | 0 | 0 |
| Sep 23 | at Was | W | – | – | INACTIVE (Calf) | | | | – | – | – | – | – | – |
| Sep 30 | at Jax | W | – | – | INACTIVE (Hamstring) | | | | – | – | – | – | – | – |
| Oct 7 | Mia | L | 1/1 | 2 | 1 | 1 | 0.0 | 0.0 | 0 | 0 | 1 | 0 | 0 | 0 |
| Oct 14 | at Cle | L | 1/1 | 2 | 2 | 0 | 0.0 | 0.0 | 0 | 0 | 1 | 0 | 0 | 0 |
| Oct 21 | Pit | L | 1/1 | 3 | 3 | 0 | 0.0 | 0.0 | 0 | 0 | 1 | 0 | 0 | 0 |
| Nov 4 | Den | L | 1/1 | 5 | 5 | 0 | 0.0 | 0.0 | 0 | 0 | 0 | 0 | 0 | 0 |
| Nov 11 | NYG | W | 1/1 | 4 | 3 | 1 | 0.0 | 0.0 | 0 | 0 | 0 | 0 | 0 | 0 |
| Nov 18 | at KC | W | 1/1 | 1 | 1 | 0 | 0.0 | 0.0 | 0 | 0 | 0 | 0 | 0 | 0 |
| Nov 25 | Oak | W | 1/1 | 2 | 2 | 0 | 0.0 | 0.0 | 0 | 0 | 2 | 0 | 0 | 0 |
| Dec 2 | at SD | W | 1/1 | 2 | 2 | 0 | 0.0 | 0.0 | 0 | 0 | 0 | 0 | 0 | 0 |
| Dec 9 | Dal | L | 1/1 | 4 | 2 | 2 | 0.0 | 0.0 | 0 | 0 | 0 | 0 | 0 | 0 |
| Dec 13 | at Phi | W | 1/1 | 1 | 1 | 0 | 0.0 | 0.0 | 1 | 44 | 1 | 0 | 0 | 0 |
| Dec 23 | at Pit | W | 1/1 | 2 | 1 | 1 | 0.0 | 0.0 | 1 | 17t | 1 | 0 | 0 | 0 |
| Dec 30 | Bal | W | 1/1 | 3 | 2 | 1 | 0.0 | 0.0 | 0 | 0 | 0 | 0 | 0 | 0 |
| **TOTALS** | | | **14/14** | **43** | **35** | **8** | **0.0** | **0.0** | **2** | **61** | **12** | **0** | **0** | **0** |

**2012 Postseason (Cincinnati)**

| Date | Opp | W/L | P/S | Tot | Sol | Ast | Sk | Yds | Int | Yds | PD | FF | FR | Yds |
|---|---|---|---|---|---|---|---|---|---|---|---|---|---|---|
| Jan 5 | at Hou | L | 1/1 | 13 | 4 | 9 | 0.0 | 0.0 | 1 | 21t | 1 | 0 | 0 | 0 |
| **TOTALS** | | | **1/1** | **13** | **4** | **9** | **0.0** | **0.0** | **1** | **21** | **1** | **0** | **0** | **0** |

## HALL'S GAME-BY-GAME

**2013 (Cincinnati)**

| Date | Opp | W/L | P/S | Tot | Sol | Ast | Sk | Yds | Int | Yds | PD | FF | FR | Yds |
|---|---|---|---|---|---|---|---|---|---|---|---|---|---|---|
| Sep 8 | at Chi | L | 1/1 | 7 | 6 | 1 | 0.0 | 0.0 | 0 | 0 | 2 | 0 | 0 | 0 |
| Sep 16 | Pit | W | 1/1 | 5 | 2 | 3 | 0.0 | 0.0 | 0 | 0 | 1 | 0 | 0 | 0 |
| Sep 22 | GB | W | 1/1 | 4 | 3 | 1 | 0.0 | 0.0 | 1 | 0 | 2 | 0 | 0 | 0 |
| Sep 29 | at Cle | L | – | – | INACTIVE (Hamstring) | | | | – | – | | – | – | – |
| Oct 6 | NE | W | – | – | INACTIVE (Hamstring) | | | | – | – | | – | – | – |
| Oct 13 | at Buf | W | 1/1 | 3 | 3 | 0 | 0.0 | 0.0 | 0 | 0 | 0 | 0 | 0 | 0 |
| Oct 20 | at Det | W | 1/1 | 1 | 0 | 1 | 0.0 | 0.0 | 0 | 0 | 0 | 0 | 0 | 0 |
| Oct 27 | NYJ | W | – | – | INACTIVE (Achilles) | | | | – | – | | – | – | – |
| | **PLACED ON INJURED RESERVE (Achilles) ON 10/29** | | | | | | | | | | | | | |
| **TOTALS** | | | **5/5** | **20** | **14** | **6** | **0.0** | **0.0** | **1** | **0** | **5** | **0** | **0** | **0** |

**2014 (Cincinnati)**

| Date | Opp | W/L | P/S | Tot | Sol | Ast | Sk | Yds | Int | Yds | PD | FF | FR | Yds |
|---|---|---|---|---|---|---|---|---|---|---|---|---|---|---|
| Sep 7 | at Bal | W | 1/1 | 3 | 3 | 0 | 0.0 | 0.0 | 0 | 0 | 1 | 0 | 0 | 0 |
| Sep 14 | Atl | W | 1/1 | 6 | 5 | 1 | 0.0 | 0.0 | 1 | –3 | 2 | 0 | 0 | 0 |
| Sep 21 | Ten | W | 1/1 | 2 | 2 | 0 | 0.0 | 0.0 | 0 | 0 | 0 | 0 | 0 | 0 |
| Oct 5 | at NE | L | 1/1 | 8 | 4 | 4 | 0.0 | 0.0 | 0 | 0 | 0 | 0 | 0 | 0 |
| Oct 12 | Car | T | 1/1 | 4 | 3 | 1 | 0.0 | 0.0 | 0 | 0 | 1 | 0 | 0 | 0 |
| Oct 19 | at Ind | L | 1/1 | 4 | 4 | 0 | 0.0 | 0.0 | 0 | 0 | 1 | 0 | 0 | 0 |
| Oct 26 | Bal | W | 1/1 | 7 | 4 | 3 | 0.0 | 0.0 | 0 | 0 | 0 | 0 | 0 | 0 |
| Nov 2 | Jax | W | 1/1 | 5 | 2 | 3 | 0.0 | 0.0 | 0 | 0 | 0 | 0 | 0 | 0 |
| Nov 6 | Cle | L | – | – | INACTIVE (Concussion) | | | | – | – | | – | – | – |
| Nov 16 | at NO | W | 1/1 | 5 | 3 | 2 | 0.0 | 0.0 | 0 | 0 | 0 | 0 | 0 | 0 |
| Nov 23 | at Hou | W | 1/1 | 4 | 3 | 1 | 0.0 | 0.0 | 0 | 0 | 1 | 0 | 0 | 0 |
| Nov 30 | at TB | W | 1/1 | 3 | 3 | 0 | 0.0 | 0.0 | 0 | 0 | 0 | 0 | 0 | 0 |
| Dec 7 | Pit | L | 1/1 | 6 | 5 | 1 | 0.0 | 0.0 | 0 | 0 | 1 | 0 | 0 | 0 |
| Dec 14 | at Cle | W | 1/1 | 1 | 0 | 1 | 0.0 | 0.0 | 0 | 0 | 0 | 0 | 0 | 0 |
| Dec 22 | Den | W | 1/1 | 3 | 2 | 1 | 0.0 | 0.0 | 0 | 0 | 0 | 0 | 0 | 0 |
| Dec 28 | at Pit | L | 1/1 | 6 | 5 | 1 | 0.0 | 0.0 | 0 | 0 | 1 | 0 | 0 | 0 |
| **TOTALS** | | | **15/15** | **67** | **48** | **19** | **0.0** | **0.0** | **1** | **–3** | **8** | **0** | **0** | **0** |

**2014 Postseason (Cincinnati)**

| Date | Opp | W/L | P/S | Tot | Sol | Ast | Sk | Yds | Int | Yds | PD | FF | FR | Yds |
|---|---|---|---|---|---|---|---|---|---|---|---|---|---|---|
| Jan 4 | at Ind | L | 1/1 | 2 | 1 | 1 | 0.0 | 0.0 | 0 | 0 | 1 | 0 | 0 | 0 |
| **TOTALS** | | | **1/1** | **2** | **1** | **1** | **0.0** | **0.0** | **0** | **0** | **1** | **0** | **0** | **0** |

**2015 (Cincinnati)**

| Date | Opp | W/L | P/S | Tot | Sol | Ast | Sk | Yds | Int | Yds | PD | FF | FR | Yds |
|---|---|---|---|---|---|---|---|---|---|---|---|---|---|---|
| Sep 13 | at Oak | W | 1/0 | 3 | 2 | 1 | 0.0 | 0.0 | 0 | 0 | 0 | 0 | 0 | 0 |
| Sep 20 | SD | W | 1/1 | 4 | 4 | 0 | 0.0 | 0.0 | 0 | 0 | 1 | 0 | 0 | 0 |
| Sep 27 | at Bal | W | 1/0 | 3 | 2 | 1 | 0.0 | 0.0 | 0 | 0 | 0 | 0 | 0 | 0 |
| Oct 4 | KC | W | 1/1 | 3 | 3 | 0 | 0.0 | 0.0 | 0 | 0 | 1 | 0 | 0 | 0 |
| Oct 11 | Sea | W | 1/0 | 0 | 0 | 0 | 0.0 | 0.0 | 0 | 0 | 0 | 0 | 0 | 0 |
| Oct 18 | at Buf | W | – | – | INACTIVE (Back) | | | | – | – | | – | – | – |
| Nov 1 | at Pit | W | 1/0 | 5 | 5 | 0 | 0.0 | 0.0 | 0 | 0 | 2 | 0 | 0 | 0 |
| Nov 5 | Cle | W | 1/0 | 2 | 2 | 0 | 0.0 | 0.0 | 0 | 0 | 1 | 0 | 0 | 0 |
| Nov 16 | Hou | L | 1/1 | 2 | 1 | 1 | 0.0 | 0.0 | 0 | 0 | 1 | 0 | 0 | 0 |
| Nov 22 | at Arz | L | 1/0 | 6 | 4 | 2 | 0.0 | 0.0 | 1 | 0 | 1 | 0 | 0 | 0 |
| Nov 29 | StL | W | 1/0 | 6 | 4 | 2 | 0.0 | 0.0 | 1 | 19t | 2 | 0 | 0 | 0 |
| Dec 6 | at Cle | W | – | – | INACTIVE (Back) | | | | – | – | | – | – | – |
| Dec 13 | Pit | L | 1/1 | 7 | 5 | 2 | 0.0 | 0.0 | 0 | 0 | 0 | 0 | 0 | 0 |
| Dec 20 | at SF | W | 1/0 | 5 | 5 | 0 | 0.0 | 0.0 | 0 | 0 | 0 | 0 | 0 | 0 |
| Dec 28 | at Den | L | 1/0 | 5 | 4 | 1 | 0.0 | 0.0 | 0 | 0 | 0 | 0 | 0 | 0 |
| Jan 3 | Bal | W | 1/0 | 4 | 3 | 1 | 0.0 | 0.0 | 0 | 0 | 0 | 0 | 0 | 0 |
| **TOTALS** | | | **14/4** | **55** | **44** | **11** | **0.0** | **0.0** | **2** | **19** | **9** | **0** | **0** | **0** |

**2015 Postseason (Cincinnati)**

| Date | Opp | W/L | P/S | Tot | Sol | Ast | Sk | Yds | Int | Yds | PD | FF | FR | Yds |
|---|---|---|---|---|---|---|---|---|---|---|---|---|---|---|
| Jan 9 | Pit | L | 1/1 | 2 | 2 | 0 | 0.0 | 0.0 | 0 | 0 | 1 | 0 | 0 | 0 |
| **TOTALS** | | | **1/1** | **2** | **2** | **0** | **0.0** | **0.0** | **0** | **0** | **1** | **0** | **0** | **0** |

**2016 (New York Giants)**

| Date | Opp | W/L | P/S | Tot | Sol | Ast | Sk | Yds | Int | Yds | PD | FF | FR | Yds |
|---|---|---|---|---|---|---|---|---|---|---|---|---|---|---|
| Sep 11 | at Dal | W | 1/0 | 0 | 0 | 0 | 0.0 | 0.0 | 0 | 0 | 0 | 0 | 0 | 0 |
| Sep 18 | NO | W | 1/0 | 5 | 3 | 2 | 1.0 | 11.0 | 0 | 0 | 0 | 0 | 0 | 0 |
| Sep 25 | Was | L | 1/1 | 4 | 2 | 2 | 0.0 | 0.0 | 0 | 0 | 1 | 0 | 0 | 0 |
| Oct 3 | at Min | L | 1/0 | 6 | 3 | 3 | 0.0 | 0.0 | 0 | 0 | 0 | 0 | 0 | 0 |
| Oct 9 | at GB | L | 1/1 | 4 | 3 | 1 | 0.0 | 0.0 | 0 | 0 | 0 | 0 | 0 | 0 |
| Oct 16 | Bal | W | 1/0 | 1 | 1 | 0 | 0.0 | 0.0 | 0 | 0 | 0 | 0 | 0 | 0 |
| Oct 23 | at LAR | W | 1/0 | 1 | 1 | 0 | 0.0 | 0.0 | 0 | 0 | 0 | 0 | 0 | 0 |
| Nov 6 | Phi | W | – | – | INACTIVE | | | – | – | – | – | – | – | – |
| Nov 14 | Cin | W | – | – | INACTIVE | | | – | – | – | – | – | – | – |
| Nov 20 | Chi | W | – | – | INACTIVE | | | – | – | – | – | – | – | – |
| Nov 27 | at Cle | W | – | – | INACTIVE | | | – | – | – | – | – | – | – |
| Dec 4 | at Pit | L | 1/0 | 1 | 1 | 0 | 0.0 | 0.0 | 0 | 0 | 0 | 0 | 0 | 0 |
| Dec 11 | Dal | W | 1/0 | 3 | 3 | 0 | 0.0 | 0.0 | 1 | 29 | 1 | 0 | 0 | 0 |
| Dec 18 | Det | W | 1/0 | 1 | 1 | 0 | 0.0 | 0.0 | 0 | 0 | 0 | 1 | 0 | 0 |
| Dec 22 | at Phi | L | 1/0 | 0 | 0 | 0 | 0.0 | 0.0 | 0 | 0 | 0 | 0 | 0 | 0 |
| Jan 1 | at Was | W | 1/0 | 4 | 2 | 2 | 1.0 | 10.0 | 0 | 0 | 0 | 0 | 0 | 0 |
| **TOTALS** | | | **12/2** | **30** | **20** | **10** | **2.0** | **21.0** | **1** | **29** | **2** | **1** | **0** | **0** |

**2016 Postseason (New York Giants)**

| Date | Opp | W/L | P/S | Tot | Sol | Ast | Sk | Yds | Int | Yds | PD | FF | FR | Yds |
|---|---|---|---|---|---|---|---|---|---|---|---|---|---|---|
| Jan 8 | at GB | L | 1/1 | 5 | 5 | 0 | 0.0 | 0.0 | 0 | 0 | 1 | 0 | 0 | 0 |
| **TOTALS** | | | **1/1** | **5** | **5** | **0** | **0.0** | **0.0** | **0** | **0** | **1** | **0** | **0** | **0** |

# ELI HAROLD

57

LB » 6-3 » 265 » VIRGINIA

1.20.94 » VIRGINIA BEACH, VA » OCEAN LAKES HS, VIRGINIA BEACH, VA » 3RD YEAR » ACQUIRED D-3 IN '15

## 2017 HIGHLIGHTS

- Played in 16 games (11 starts) and tallied 33 tackles and 2.0 sacks.
- Brought down Cardinals QB Carson Palmer at Arz. (10/1), resulting in his 1st sack of the season and 4th of his career.
- Sacked Texans QB Tom Savage at Hou. (12/10) for a 7-yd. loss, marking his 2nd sack of the season and 5th of his career.

## GOLDMINE

- NFL players once again had the chance to share the causes that are important to them during all Week 13 games, as part of the NFL's My Cause, My Cleats campaign. The initiative was a culmination of collaborative work between the NFL and players across the league. "I want to honor and show respect to my mother and her battle with Pancreatic Cancer," said Harold. "My message to those affected by the disease: Stay strong and know that you are loved."

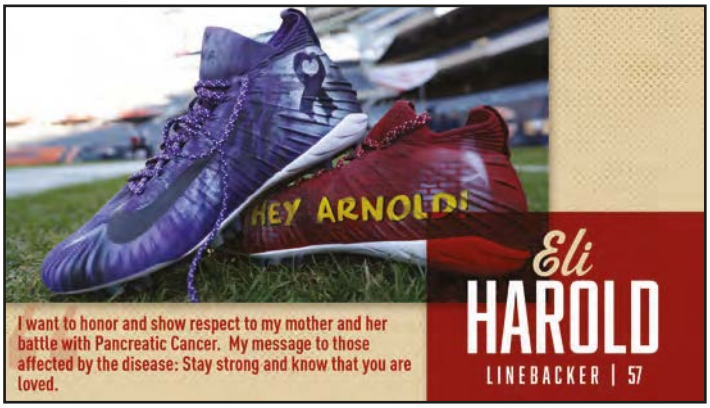


- As part of the 49ers annual Thanksgiving celebrations, Harold and his teammates visited Cityteam San Jose to serve a holiday feast to over 300 people in need. Guests enjoyed turkey along with all of the usual holiday sides, while getting to know the 49ers.

## HAROLD'S GOLDEN NUGGETS

- Persevered through the unspeakable tragedy of losing his mother, Sheila Korvette, to become a highly sought-after prospect.
- Harold is cousins with current Pittsburgh Steelers WR and former 2013 second-round (34th overall) draft pick of the Tennessee Titans, Justin Hunter.
- Finished his college career ranking 11th in Virginia school history with 17.5 total sacks.
- First-team all-district selection at Ocean Lakes (Virginia Beach, VA) HS at both wide receiver and defensive end.

## HAROLD'S GAME-BY-GAME

2017

| Date | Opp | W/L | P/S | Tot | Sol | Ast | Sk | Yds | Int | Yds | PD | FF | FR | Yds |
|---|---|---|---|---|---|---|---|---|---|---|---|---|---|---|
| Sep 10 | Car | L | 1/1 | 2 | 2 | 0 | 0.0 | 0.0 | 0 | 0 | 0 | 0 | 0 | 0 |
| Sep 17 | at Sea | L | 1/0 | 1 | 1 | 0 | 0.0 | 0.0 | 0 | 0 | 0 | 0 | 0 | 0 |
| Sep 21 | LAR | L | 1/1 | 2 | 2 | 0 | 0.0 | 0.0 | 0 | 0 | 0 | 0 | 0 | 0 |
| Oct 1 | at Arz | L | 1/1 | 2 | 2 | 0 | 1.0 | 7.0 | 0 | 0 | 0 | 0 | 0 | 0 |
| Oct 8 | at Ind | L | 1/0 | 0 | 0 | 0 | 0.0 | 0.0 | 0 | 0 | 0 | 0 | 0 | 0 |
| Oct 15 | at Was | L | 1/1 | 9 | 3 | 6 | 0.0 | 0.0 | 0 | 0 | 0 | 0 | 0 | 0 |
| Oct 22 | Dal | L | 1/0 | 1 | 1 | 0 | 0.0 | 0.0 | 0 | 0 | 0 | 0 | 0 | 0 |
| Oct 29 | at Phi | L | 1/1 | 3 | 2 | 1 | 0.0 | 0.0 | 0 | 0 | 0 | 0 | 0 | 0 |
| Nov 5 | Arz | L | 1/1 | 3 | 2 | 1 | 0.0 | 0.0 | 0 | 0 | 0 | 0 | 0 | 0 |
| Nov 12 | NYG | W | 1/1 | 1 | 1 | 0 | 0.0 | 0.0 | 0 | 0 | 0 | 0 | 0 | 0 |
| Nov 26 | Sea | L | 1/1 | 3 | 3 | 0 | 0.0 | 0.0 | 0 | 0 | 0 | 0 | 0 | 0 |
| Dec 3 | at Chi | W | 1/1 | 3 | 3 | 0 | 0.0 | 0.0 | 0 | 0 | 0 | 0 | 0 | 0 |
| Dec 10 | at Hou | W | 1/1 | 2 | 2 | 0 | 1.0 | 7.0 | 0 | 0 | 0 | 0 | 0 | 0 |
| Dec 17 | Ten | W | 1/0 | 0 | 0 | 0 | 0.0 | 0.0 | 0 | 0 | 0 | 0 | 0 | 0 |
| Dec 24 | Jax | W | 1/1 | 1 | 1 | 0 | 0.0 | 0.0 | 0 | 0 | 0 | 0 | 0 | 0 |
| Dec 31 | at LAR | W | 1/0 | 1 | 1 | 0 | 0.0 | 0.0 | 0 | 0 | 0 | 0 | 0 | 0 |
| **TOTALS** | | | **16/11** | **34** | **26** | **8** | **2.0** | **14.0** | **0** | **0** | **0** | **0** | **0** | **0** |

## GOLDMINE (CONTINUED)

- Harold was "Mr. Everything" for his high school team, playing quarterback, running back, wide receiver and defensive end at Ocean Lakes HS. Racking up 1,146 yards and 20 touchdowns in a wildcat offense, he was named first-team All-Tidewater, the Beach District Defensive Player of the Year and a first-team all-district selection at wide receiver and defensive end.
- Late in 2010 and early 2011 was an incredibly trying time for the Harold family. In a three-month span, Eli's brother Walter unexpectedly lost his son, Forrest, and Eli's mother, Sheila Korvette, passed away from cancer. In the wake of the family's tragedy, Harold moved in with Walter, the closest thing he had to a father figure. After becoming a highly-touted prospect and recording his first sack at the University of Virginia, Harold dedicated the milestone to his older brother.

- In July of 2016, Harold teamed with Seattle Seahawks safety Kam Chancellor and other NFL players to host the Inaugural "VA's Next Up" football camp. The camp was attended by more than 150 middle and high school athletes/students which focused on life skills, financial literacy, NCAA rules and regulations, entrepreneurship, teamwork and communication. Said Harold on the genesis of the event, "I reached out to Kam and thought it would be a great idea to get some of the guys from the 757 to start a camp to reach these kids," he said. "We wanted to reach back out to the community and give back to the kids. We also wanted to let them know that they can do anything they want to do in life."
- One of many interests Harold has, his sneaker collection is the one that he is the most passionate about. A collector of more than 250 pairs of shoes, Harold's collection ranges from Air Jordan's to "Anything red and suede," which particularly catch his eyes. His sneaker interest translates to his cleats on the field. "If you look good, you feel good, you play good. That's what it's all about," said Harold.

## HAROLD'S CAREER STATISTICS

| | | | | TACKLES | | | | | INTERCEPTIONS | | | | | FUMBLES | | |
|---|---|---|---|---|---|---|---|---|---|---|---|---|---|---|---|---|
| YEAR | TEAM | GP | GS | TOT | SOL | AST | SACKS | YDS | INT | YDS | LG | TD | PD | FF | FR | YDS |
| 2015 | SF | 16 | 1 | 20 | 12 | 8 | 0.0 | 0.0 | 0 | 0 | – | 0 | 0 | 0 | 1 | 8 |
| 2016 | SF | 16 | 13 | 55 | 27 | 28 | 3.0 | 5.0 | 0 | 0 | – | 0 | 0 | 1 | 1 | 19 |
| 2017 | SF | 16 | 11 | 34 | 26 | 8 | 2.0 | 14.0 | 0 | 0 | – | 0 | 0 | 0 | 0 | 0 |
| **TOTALS** | | **48** | **25** | **109** | **65** | **44** | **5.0** | **19.0** | **0** | **0** | **–** | **0** | **0** | **1** | **2** | **27** |

**Additional Statistics:**
**Special Teams Tackles – 1:** 2015 (1)

**Milestones:**
**NFL Debut:** vs. Min. (9/14/15); **First Start:** vs. Arz. (11/29/15); **First FR:** at StL (11/1/15 – WR Tavon Austin); **First Sack:** at Arz. (11/13/16 – QB Carson Palmer); **First FF:** at Arz. (11/13/16 – QB Carson Palmer)

## HAROLD'S CAREER HIGHS

**Total Tackles:** 9 at Was. (10/15/17)
**Solo:** 5 vs. TB (10/23/16)
**Assists:** 6 at Was. (10/15/17)
**Sacks:** 1.0 (5 times) Last at Hou. (12/10/17)
**Forced Fumbles:** 1 at Arz. (11/13/16)
**Fumble Recoveries:** 1 (2 times) Last at Car. (9/18/16)

## HAROLD'S TRANSACTIONS

Originally a 3rd–round (79th overall) draft choice by SF in 2015.

## 2016

- Appeared in all 16 games for the 2nd consecutive season, while make a career-high 13 starts, and recorded 55 tackles, 3.0 sacks, 1 FF and 1 FR.
- Registered a strip-sack of Cardinals QB Carson Palmer at Arz. (11/13), his 1st sack and 1st FF of his career.
- Took down QB Matt Ryan for his 2nd career sack at Atl. (12/18).
- Recorded 5 tackles and 1.0 sack at LAR (12/24), marking his 3rd sack of the season and the 1st time in his career he has registered a sack in consecutive games.
- Part of a 49ers defense that allowed 177 net yds. (99 rush, 78 pass) at LAR (12/24), the fewest given up by the 49ers defense in a single game since 11/19/12 vs. Chi. (143; 85 rush, 58 pass).

## 2015

- Appeared in all 16 games (1 start) and recorded 20 tackles and 1 FR.
- Registered a season-high 5 tackles vs. Sea. (10/22)
- Recovered the 1st fumble of his career at StL (11/1), picking up a fumble by Rams WR Tavon Austin.

## COLLEGE

Played in 36 games (25 starts) and registered 141 tackles, 17.5 sacks, 36.5 TFLs, 4 FFs, 4 FRs, 2 INTs and 3 PDs. Finished career ranked 10th in school history with 36.5 career TFLs and 11th with 17.5 career sacks. As a junior, named Touchdown Club of Richmond's Defensive Lineman of the Year, Second-Team All-ACC and Second-Team All-ACC Coaches. Started all 12 games and tallied 54 tackles, 7.0 sacks, 14.5 TFLs, 2 FRs, 1 FF, 1 INT and 2 PDs. In 2013, earned Second-Team *CollegeFootballNews* All-Sophomore honors as he started all 12 games and notched 51 tackles, 8.5 sacks, 15 TFLs, 2 FRs, 2 FFs and 1 PD. As a freshman, played in 12 games (1 start) and recorded 36 tackles, 2.0 sacks, 7 TFLs, 1 FF and 1 INT.

## PERSONAL

- Majored in African American studies.
- Attended Ocean Lakes (Virginia Beach, VA) HS and was named *SuperPrep* Mid-Atlantic Defensive Player of the Year as a senior. Also earned Beach District Defensive Player of the Year and a first-team all-district selection at WR and DE.
- As a senior, tallied 78 tackles and 16 sacks. Also played QB, RB and WR on offense, amassing 1,146 total yds. and 20 TDs in a wildcat offense. Led the Dolphins with 41 recepts. for 723 yds.
- Born Eli Medgar Harold (1/20/94) in Virginia Beach, VA.

## HAROLD'S GAME-BY-GAME

**2015**

| Date | Opp | W/L | P/S | Tot | Sol | Ast | Sk | Yds | Int | Yds | PD | FF | FR | Yds |
|---|---|---|---|---|---|---|---|---|---|---|---|---|---|---|
| Sep 14 | Min | W | 1/0 | 0 | 0 | 0 | 0.0 | 0.0 | 0 | 0 | 0 | 0 | 0 | 0 |
| Sep 20 | at Pit | L | 1/0 | 0 | 0 | 0 | 0.0 | 0.0 | 0 | 0 | 0 | 0 | 0 | 0 |
| Sep 27 | at Arz | L | 1/0 | 0 | 0 | 0 | 0.0 | 0.0 | 0 | 0 | 0 | 0 | 0 | 0 |
| Oct 4 | GB | L | 1/0 | 0 | 0 | 0 | 0.0 | 0.0 | 0 | 0 | 0 | 0 | 0 | 0 |
| Oct 11 | at NYG | L | 1/0 | 0 | 0 | 0 | 0.0 | 0.0 | 0 | 0 | 0 | 0 | 0 | 0 |
| Oct 18 | Bal | W | 1/0 | 0 | 0 | 0 | 0.0 | 0.0 | 0 | 0 | 0 | 0 | 0 | 0 |
| Oct 22 | Sea | L | 1/0 | 5 | 3 | 2 | 0.0 | 0.0 | 0 | 0 | 0 | 0 | 0 | 0 |
| Nov 1 | at StL | L | 1/0 | 3 | 3 | 0 | 0.0 | 0.0 | 0 | 0 | 0 | 0 | 1 | 8 |
| Nov 8 | Atl | W | 1/0 | 0 | 0 | 0 | 0.0 | 0.0 | 0 | 0 | 0 | 0 | 0 | 0 |
| Nov 22 | at Sea | L | 1/0 | 0 | 0 | 0 | 0.0 | 0.0 | 0 | 0 | 0 | 0 | 0 | 0 |
| Nov 29 | Arz | L | 1/1 | 4 | 1 | 3 | 0.0 | 0.0 | 0 | 0 | 0 | 0 | 0 | 0 |
| Dec 6 | at Chi | W | 1/0 | 1 | 0 | 1 | 0.0 | 0.0 | 0 | 0 | 0 | 0 | 0 | 0 |
| Dec 13 | at Cle | L | 1/0 | 0 | 0 | 0 | 0.0 | 0.0 | 0 | 0 | 0 | 0 | 0 | 0 |
| Dec 20 | Cin | L | 1/0 | 3 | 3 | 0 | 0.0 | 0.0 | 0 | 0 | 0 | 0 | 0 | 0 |
| Dec 27 | at Det | L | 1/0 | 1 | 0 | 1 | 0.0 | 0.0 | 0 | 0 | 0 | 0 | 0 | 0 |
| Jan 3 | StL | W | 1/0 | 3 | 2 | 1 | 0.0 | 0.0 | 0 | 0 | 0 | 0 | 0 | 0 |
| **TOTALS** | | | **16/1** | **20** | **12** | **8** | **0.0** | **0.0** | **0** | **0** | **0** | **0** | **1** | **8** |

**2016**

| Date | Opp | W/L | P/S | Tot | Sol | Ast | Sk | Yds | Int | Yds | PD | FF | FR | Yds |
|---|---|---|---|---|---|---|---|---|---|---|---|---|---|---|
| Sep 12 | LAR | W | 1/1 | 1 | 1 | 0 | 0.0 | 0.0 | 0 | 0 | 0 | 0 | 0 | 0 |
| Sep 18 | at Car | L | 1/1 | 1 | 0 | 1 | 0.0 | 0.0 | 0 | 0 | 0 | 0 | 1 | 19 |
| Sep 25 | at Sea | L | 1/1 | 2 | 1 | 1 | 0.0 | 0.0 | 0 | 0 | 0 | 0 | 0 | 0 |
| Oct 2 | Dal | L | 1/1 | 0 | 0 | 0 | 0.0 | 0.0 | 0 | 0 | 0 | 0 | 0 | 0 |
| Oct 6 | Arz | L | 1/0 | 2 | 1 | 1 | 0.0 | 0.0 | 0 | 0 | 0 | 0 | 0 | 0 |
| Oct 16 | at Buf | L | 1/0 | 5 | 2 | 3 | 0.0 | 0.0 | 0 | 0 | 0 | 0 | 0 | 0 |
| Oct 23 | TB | L | 1/0 | 7 | 5 | 2 | 0.0 | 0.0 | 0 | 0 | 0 | 0 | 0 | 0 |
| Nov 6 | NO | L | 1/1 | 8 | 4 | 4 | 0.0 | 0.0 | 0 | 0 | 0 | 0 | 0 | 0 |
| Nov 13 | at Arz | L | 1/1 | 3 | 1 | 2 | 1.0 | 4.0 | 0 | 0 | 0 | 1 | 0 | 0 |
| Nov 20 | NE | L | 1/1 | 5 | 4 | 1 | 0.0 | 0.0 | 0 | 0 | 0 | 0 | 0 | 0 |
| Nov 27 | at Mia | L | 1/1 | 4 | 2 | 2 | 0.0 | 0.0 | 0 | 0 | 0 | 0 | 0 | 0 |
| Dec 4 | at Chi | L | 1/1 | 3 | 1 | 2 | 0.0 | 0.0 | 0 | 0 | 0 | 0 | 0 | 0 |
| Dec 11 | NYJ | L | 1/1 | 5 | 0 | 5 | 0.0 | 0.0 | 0 | 0 | 0 | 0 | 0 | 0 |
| Dec 18 | at Atl | L | 1/1 | 4 | 2 | 2 | 1.0 | 0.0 | 0 | 0 | 0 | 0 | 0 | 0 |
| Dec 24 | at LAR | W | 1/1 | 5 | 3 | 2 | 1.0 | 1.0 | 0 | 0 | 0 | 0 | 0 | 0 |
| Jan 1 | Sea | L | 1/1 | 0 | 0 | 0 | 0.0 | 0.0 | 0 | 0 | 0 | 0 | 0 | 0 |
| **TOTALS** | | | **16/13** | **55** | **27** | **28** | **3.0** | **5.0** | **0** | **0** | **0** | **1** | **1** | **19** |

# COLE HIKUTINI

# 83

TE » 6-4 » 247 » LOUISVILLE

6.11.94 » WILTON, CA » PLEASANT GROVE HS, ELK GROVE, CA » ROOKIE » ACQUIRED FA IN '17

## 2017 HIGHLIGHTS

- Activated from the team's practiced squad on 10/14, played in 4 games and registered 2 recepts. for 15 yds. before being placed on the Injured Reserve List on 11/6.

## GOLDMINE

- In September, Hikutini joined fellow teammates as the 49ers hosted the Annual 49ers Mentorship Academy in partnership with USA Football. The Mentorship Academy is a three-step program designed to develop the skills necessary for players to succeed and lead on and off the field. Alongside other 49ers rookies, Hikutini was able to spend the evening leading local high school football players through a fun-filled evening of leadership development. Said Hikutini, "It was really cool being able to tell my story and play a part in teaching these young guys leadership skills on and off the field. What more can you ask for?"
- Hikutini credits his parents in developing his drive to succeed on and off the field. After attending FBS Sacramento State and redshirting as a freshman, Hikutini transferred to City College of San Francico in efforts to earn a scholarship to a bigger program. "I have to give it to my mom and my dad. They both pushed me, each in their own way," said Hikutini who was able to earn a scholarship to the University of Louisville after just one season at CCSF. "I'm an only child. Obviously you meet people and make friends in high school and college, but it's my parents who have always been the most influential people in my life."

## HIKUTINI'S GOLDEN NUGGETS

- His last name is pronounced hick-uh-TEA-knee
- When not playing football, Hikutini lists hunting as one of his favorite hobbies away from the game.
- From 2012-13, attended Sacramento State and played alongside current 49ers WR DeAndre Carter.

## HIKUTINI'S GAME-BY-GAME

| 2017 Date | Opp | W/L | P/S | Rec | Yds | Avg | Lg | TD |
|---|---|---|---|---|---|---|---|---|
| SIGNED TO SF PRACTICE SQUAD ON 9/3 | | | | | | | | |
| Sep 10 | Car | L | – | | PRACTICE SQUAD | – | – | – |
| Sep 17 | at Sea | L | – | | PRACTICE SQUAD | – | – | – |
| Sep 21 | LAR | L | – | | PRACTICE SQUAD | – | – | – |
| Oct 1 | at Arz | L | – | | PRACTICE SQUAD | – | – | – |
| Oct 8 | at Ind | L | – | | PRACTICE SQUAD | – | – | – |
| PROMOTED TO SF ACTIVE ROSTER ON 10/14 | | | | | | | | |
| Oct 15 | at Was | L | 1/0 | 0 | 0 | – | – | 0 |
| Oct 22 | Dal | L | 1/0 | 1 | 5 | 5.0 | 5 | 0 |
| Oct 29 | at Phi | L | 1/0 | 1 | 10 | 10.0 | 10 | 0 |
| Nov 5 | Arz | L | 1/0 | 0 | 0 | – | – | 0 |
| PLACED ON INJURED RESERVE (Knee) ON 11/6 | | | | | | | | |
| **TOTALS** | | | **4/0** | **2** | **15** | **7.5** | **10** | **0** |

## HIKUTINI'S CAREER STATISTICS

| | | | | RECEIVING | | | | | RUSHING | | | | |
|---|---|---|---|---|---|---|---|---|---|---|---|---|---|
| YEAR | TEAM | GP | GS | NO | YDS | AVG | LG | TD | ATT | YDS | AVG | LG | TD |
| 2017 | SF | 4 | 0 | 2 | 15 | 7.5 | 10 | 0 | 0 | 0 | – | – | 0 |
| **TOTALS** | | **4** | **0** | **2** | **15** | **7.5** | **10** | **0** | **0** | **0** | **–** | **–** | **0** |

**Milestones:**
**NFL Debut:** at Was. (10/15/17); **First Reception:** vs. Dal. (10/22/17 – 5–yd. pass from QB C.J. Beathard)

## HIKUTINI'S CAREER HIGHS

**Receptions:** 1 (2 times) Last at Phi. (10/29/17)
**Receiving Yards:** 10 at Phi. (10/29/17)
**Long Reception:** 10 at Phi. (10/29/17)

## HIKUTINI'S TRANSACTIONS

Originally signed as an undrafted free agent by SF on 5/4/17...Waived by SF on 9/2/17...Signed to SF practice squad on 9/3/17...Promoted to SF active roster on 10/14/17...Placed on the Injured Reserve List on 11/6/17.

## COLLEGE

Appeared in 24 games (13 starts) and registered 69 recepts. for 1,016 yds. and 11 TDs in 2 seasons at Louisville (2015-16). In 2016, appeared in 13 games (10 starts) and ranked 5th among TEs in FBS with 49 recepts. for 656 yds. and 8 TDs. As a junior, appeared in 11 games (3 starts) and totaled 19 recepts. for 348 yds. and 3 TDs. Transferred to Louisville after spending the 2014 season at the City College of San Francisco, where he registered 40 recepts. for 658 yds. and 4 TDs. Transferred to CCFC after spending two years at Sacramento State. In 2013, appeared in 9 games (4 starts) and recorded 21 recepts. for 204 yds. and 5 TDs. Redshirted in 2012.

## PERSONAL

- Attended Pleasant Grove (Elk Grove, CA) HS, where he earned second-team all-delta river league honors as a defensive back as a senior. Also caught 27 passes for 536 yds. and 6 TDs.
- Majored in political science at Louisville.
- Born Cole Kenna Hikutini on 6/11/94 in Wilton, CA.



# CARLOS HYDE

28

RB » 6-0 » 235 » OHIO STATE

9.20.90 » NAPLES, FL » NAPLES HS, NAPLES, FL » 4TH YEAR » ACQUIRED D-2 IN '14

## AWARDS & HONORS

**2015:** FedEx Ground Player of the Week (Week 1)

## 2017 HIGHLIGHTS

- Started all 16 games and rushed for 938 yds. and a career-high 8 TDs on 240 carries, while setting career highs in recepts. (59) and rec. yds. (350). His 59 recepts. are the most by a 49ers RB since 2006 (RB Frank Gore - 61 recepts.).
- Also set a single-season career high with 1,288 yds. from scrimmage (938 rushing yds., 350 rec. yds.). His 1,288 yds. from scrimmage are the most by a 49ers player since 2012 [RB Frank Gore - 1,448 (1,214 rushing, 234 receiving)].
- Rushed for 124 yds. on 15 atts. (8.3 avg.) at Sea. (9/17) and has gone over 100-yds. rushing in Sea. for the 2nd consecutive season [21 atts. for 103 yds. and 2 TDs at Sea. (9/25/16)]. He is the one of two players (Rams RB Todd Gurley II) to rush for 100-or-more yds. at CenturyLink Field since 2015, and has done so twice. He is also only one of seven players to reach 100-yds. rushing at Sea. since 2010. Became the 8th player all-time to record 100-or-more yds. rushing in consecutive road games at Sea. This marked his 4th career game with 100-or-more rushing yds. and 1st since 12/11/16 vs. NYJ (193).
- Also registered a career-long 61-yd. run at Sea. (9/17), marking the longest rush by a 49ers player since 12/20/14 (QB Colin Kaepernick - 90 yds.) and the longest run against the Seahawks since 11/4/12 (RB Adrian Peterson - 74 yds.).
- In the 1st half at Sea. (9/17), rushed 7 times for 102 yds., becoming the 1st player to rush for 100-or-more-yds. in the 1st half against Seattle since RB Adrian Peterson [at Sea. (11/4/12) – 12 atts. for 144 yds. & 2 TDs.].
- Rushed for 84 yds. and 2 TDs, tying his career high, on 25 carries vs. LAR (9/17). It marked the 4th time he rushed for 2 TDs in a game and the 1st time since 9/25/16 at Sea.
- Rushed for 28 yds. and 2 TDs on 13 atts. at Was. (10/15). It marked his 2nd game with 2-or-more TDs this season [2 TDs vs. LAR (9/21)] and 5th of his career. Also had 5 recepts. for a career-high 47 yds.
- Set new single-game career-highs in both recepts. (9) and rec. yds. (84) vs. Arz. (11/5). His 9 recepts. were the most in a single-game by a 49ers running back since 9/26/10 (RB Frank Gore – 9 recepts. for 102 yds. at KC).
- Finished with 14 carries for 78 yds. and 1 TD at Hou. (12/10). His 2-yd. TD run was his 5th of the season and 18th of his career.
- Rushed for 74 yds. and 1 TD on 21 carries vs. Jax. (12/24), His 6-yd. TD run marked the 6th of the season.
- Ran for 88 yds. and 2 TDs on 15 carries at LAR (12/31). It marked the 3rd time on the season he rushed for 2-or-more TDs in a game and the 6th time in his career.

## HYDE'S GOLDEN NUGGETS

- A passionate fisherman, Hyde enjoys spending time miles off the coast of the Atlantic. From sheepshead to snook fish, Hyde has come across many exotic types.
- Played on the 2007 Naples state champion football team (Naples, FL). He also played basketball, ran track and mentored elementary school children throughout high school.
- Hyde credits three people in particular for helping him achieve success. "I credit my mom, my grandmother and Bill Kramer, my high school coach. He is basically the one that got me on the right path. Coming from Cincinnati, I wasn't on the right track grade-wise. So, he got me on the right track and got me caught up with my grades." In addition to helping him with everything off the field, he is directly responsible for how Hyde lines up on the gridiron. "I was actually trying to play defense in high school and he let me play running back. He's just always been there for me."

## HYDE'S GAME-BY-GAME

| 2017 | | | | | | | | | | | |
|---|---|---|---|---|---|---|---|---|---|---|---|
| Date | Opp | W/L | P/S | Rsh | Yds | Avg | Lg | TD | Rec | Yds | TD |
| Sep 10 | Car | L | 1/1 | 9 | 45 | 5.0 | 18 | 0 | 6 | 32 | 0 |
| Sep 17 | at Sea | L | 1/1 | 15 | 124 | 8.3 | 61 | 0 | 3 | 19 | 0 |
| Sep 21 | LAR | L | 1/1 | 25 | 84 | 3.4 | 20 | 2 | 3 | 10 | 0 |
| Oct 1 | at Arz | L | 1/1 | 16 | 68 | 4.3 | 15 | 0 | 5 | 27 | 0 |
| Oct 8 | at Ind | L | 1/1 | 8 | 11 | 1.4 | 6 | 0 | 1 | 7 | 0 |
| Oct 15 | at Was | L | 1/1 | 13 | 28 | 2.2 | 7 | 2 | 5 | 47 | 0 |
| Oct 22 | Dal | L | 1/1 | 14 | 68 | 4.9 | 16 | 0 | 4 | 20 | 0 |
| Oct 29 | at Phi | L | 1/1 | 12 | 25 | 2.1 | 12 | 0 | 4 | 22 | 0 |
| Nov 5 | Arz | L | 1/1 | 12 | 41 | 3.4 | 11 | 0 | 9 | 84 | 0 |
| Nov 12 | NYG | W | 1/1 | 17 | 98 | 5.8 | 28 | 0 | 2 | 6 | 0 |
| Nov 26 | Sea | L | 1/1 | 16 | 47 | 2.9 | 14 | 0 | 7 | 21 | 0 |
| Dec 3 | at Chi | W | 1/1 | 17 | 54 | 3.2 | 18 | 0 | 3 | 12 | 0 |
| Dec 10 | at Hou | W | 1/1 | 14 | 78 | 5.6 | 31 | 1 | 0 | 0 | 0 |
| Dec 17 | Ten | W | 1/1 | 16 | 25 | 1.6 | 8 | 0 | 2 | 14 | 0 |
| Dec 24 | Jax | W | 1/1 | 21 | 54 | 2.6 | 10 | 1 | 3 | 19 | 0 |
| Dec 31 | at LAR | W | 1/1 | 15 | 88 | 5.9 | 16 | 2 | 2 | 10 | 0 |
| **TOTALS** | | | **16/16** | **240** | **938** | **3.9** | **61** | **8** | **59** | **350** | **0** |

## GOLDMINE

- NFL players once again had the chance to share the causes that are important to them during all Week 13 games, as part of the NFL's My Cause, My Cleats campaign. The initiative was a culmination of collaborative work between the NFL and players across the league. "I want to advocate for animals because they are a source of happiness to those around them, like my dog, Max, is for me," said Hyde.

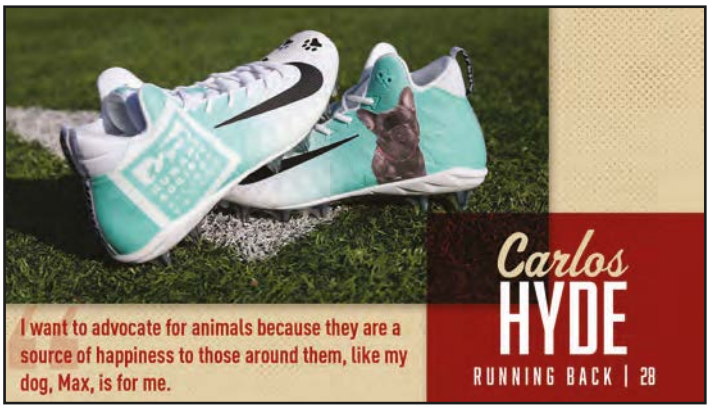


- As part of the 49ers annual Thanksgiving celebrations, Hyde and his teammates visited Cityteam San Jose to serve a holiday feast to over 300 people in need. Guests enjoyed turkey along with all of the usual holiday sides, while getting to know the 49ers.

- In May of 2017, in partnership with "Super Baskets of Hope," Hyde, along with teammates WR Pierre Garçon and QB Brian Hoyer, distributed baskets and totes filled with toys, educational materials, games, craft items, music, stuffed animals, gift cards, and more to hospitalized children and their families at a local Bay Area Hospital. Parents were given a Basket of Hope, donated by Vera Bradley, filled with items to nourish them physically, mentally, emotionally, and spiritually. Hyde spent time with the children and their families while delivering the gift baskets in an effort to spread joy and inspiration during a difficult time.

- In 2016, Hyde partnered with the Boys & Girls Clubs of Silicon Valley on a new program that ran during the 2016 NFL season for fans to join Hyde in support of the Clubs' programs for kids. Fans shared in the success of Hyde and the 49ers offense through a unique, performance based campaign called Touchdowns for Kids. Fans pledged any dollar amount for every touchdown the 49ers score during the 2016 NFL season. At the end of each game, pledges turned into donations that directly benefited the youth that attend the clubs.
- Hyde and the other members of the 49ers 2014 rookie draft class visited Oak Grove High School to launch the "49ers Mentorship Program." The program focuses on character development through mentorship and accountability. Hyde and his teammates spent the afternoon with the boy's varsity football team and taught them about the mentor/mentee relationship and the pros and cons of posting on social media.

- After spending his first year of high school in Cincinnati, Hyde moved to Naples, FL, to live with his grandparents. "It was definitely for the better. I was headed down the wrong route in Cincinnati. Moving to Naples got me on the right route and back into sports and I was fortunate enough to earn a scholarship." After scoring his first NFL touchdown against Dallas in Week 1 of the 2014 season, Hyde gave his grandmother, Irma Butler, the ball to commemorate the occasion.

## HYDE'S CAREER STATISTICS

| | | | | RUSHING | | | | | RECEIVING | | | | |
|---|---|---|---|---|---|---|---|---|---|---|---|---|---|
| YEAR | TEAM | GP | GS | ATT | YDS | AVG | LG | TD | NO | YDS | AVG | LG | TD |
| 2014 | SF | 14 | 0 | 83 | 333 | 4.0 | 28 | 4 | 12 | 68 | 5.7 | 16 | 0 |
| 2015 | SF | 7 | 7 | 115 | 470 | 4.1 | 22 | 3 | 11 | 53 | 4.8 | 10 | 0 |
| 2016 | SF | 13 | 13 | 217 | 988 | 4.6 | 47 | 6 | 27 | 163 | 6.0 | 19t | 3 |
| 2017 | SF | 16 | 16 | 240 | 938 | 3.9 | 61 | 8 | 59 | 350 | 5.9 | 18 | 0 |
| **TOTALS** | | **50** | **36** | **655** | **2,729** | **4.2** | **61** | **21** | **109** | **634** | **5.8** | **19t** | **3** |

**Additional Statistics:**
**Special Teams Tackles – 1:** 2014 (1)
**Kick Returns – 7:** 2014 (7)
**Kick Return Yards – 180:** 2014 (180)
**Fumbles–Lost – 6–3:** 1–1 in 2014; 1–0 in 2015; 3–2 in 2016; 1–0 in 2017
**Fumble Recoveries – 3:** 2016 (2); 2017 (1)
**Tackles – 4:** 2016 (1); 2017 (3)

**Milestones:**
**NFL Debut:** at Dal. (9/7/14); **First Start:** vs. Min. (9/14/15); **First Rushing TD:** at Dal. (9/7/14); **First Receiving TD:** at Mia. (11/27/16 – 11–yd. pass from QB Colin Kaepernick); **100–yd. Games:** 4, Last at Sea. (9/17/17 – 124 yds.); **2 TD Games:** 5, Last at Was. (10/15/17)

## HYDE'S CAREER HIGHS

**Rushes:** 26 vs. Min. (9/14/15)
**Rushing Yards:** 193 vs. NYJ (12/11/16)
**Rushing TDs:** 2 (5 times) Last at Was. (10/15/17)
**Long Rush:** 61 at Sea. (9/17/17)

**Receptions:** 9 vs. Arz. (11/5/17)
**Receiving Yards:** 84 vs. Arz. (11/5/17)
**Receiving TDs:** 1 (3 times) Last at LAR (12/24/16)

## HYDE'S TRANSACTIONS

Originally a 2nd–round (57th overall) draft choice by SF in 2014...Placed on the Injured Reserve List on 12/12/15...Placed on the Injured Reserve List on 12/27/16.

## 2016

- Started all 13 games in which he appeared in and set career highs in atts. (217), yds. (988), and TDs (6). He also set career highs with 27 recepts. for 163 yds. and 3 TDs before being placed on the Injured Reserve List on 12/27.
- Rushed for 88 yds. and 2 TDs on 23 carries vs. LAR (9/12). It marked his 4th and 5th career rushing TDs on opening day, the most among running backs over the last three seasons. It also marked his 2nd career 2 TD game (9/14/15 vs. Min.)
- Registered 21 carries for 103 yds. and 2 TDs at Sea. (9/25), marking the 2nd 100-yd. rushing game and 3rd 2-TD game of his career. Additionally, he registered a career-long 34-yd. run.
- Recorded 15 carries for 74 yds. and 1 TD vs. Dal. (10/2), his 5th TD of the season and 12th of his career. It was the 1st time in his career he had recorded a rushing TD in back-to-back games [at Sea. (9/25) & vs. Dal. (10/2)].
- Rushed for 78 yds. and 1 TD on 22 carries vs. Arz. (10/6), marking the 1st time he has recorded a rushing TD in three consecutive games. He is the 1st member of the 49ers to have a rushing TD in three consecutive games since RB Frank Gore accomplished the feat in 2011 [12/11/11 at Arz.; 12/19/11 vs. Pit.; 12/24/11 at Sea.]. He also registered a career-high 6 recepts. for 36 yds.
- Registered 13 atts. for 65 rush yds. and 5 recepts. for 30 yds. and 1 TD at Mia. (11/27), hauling in an 11-yd. pass from QB Colin Kaepernick for the 1st TD recept. of his NFL career.
- Registered a career-high 193 yds. on 17 atts. (11.4 avg.) vs. NYJ (12/11), his 2nd 100-yd. rushing game of the season and 3rd of his career. His previous career-high was 168 yds. vs. Min. (9/14/15). Additionally, notched the 2nd rec. TD of his career, a 7-yd. recept. from QB Colin Kaepernick.
- His 193 rushing yds. vs. NYJ (12/11) are the 6th-most in a single game in franchise history.

**MOST RUSHING YDS. IN A SINGLE GAME IN FRANCHISE HISTORY**

| Player | Date | Opp. | Atts. | Yds. | Avg. | TDs |
|---|---|---|---|---|---|---|
| Frank Gore | 11/19/06 | vs. Sea. | 24 | 212 | 8.8 | 0 |
| Frank Gore | 9/20/09 | vs. Sea. | 16 | 207 | 12.9 | 2 |
| Charlie Garner | 9/24/00 | at Dal. | 36 | 201 | 5.6 | 1 |
| Garrison Hearst | 12/14/98 | vs. Det. | 24 | 198 | 8.3 | 1 |
| Delvin Williams | 10/31/76 | at StL | 34 | 194 | 5.7 | 3 |
| **Carlos Hyde** | **12/11/16** | **vs. NYJ** | **17** | **193** | **11.4** | **0** |

- With 200 total yds. [193 rush yds., 7 rec. yds.] vs. NYJ (12/11), became the 1st 49ers player to amass 200-or-more yds. from scrimmage since 9/8/13 (WR Anquan Boldin – 13 recepts. for 208 yds. vs. GB).
- With a 11.4 yds./carry avg. vs. NYJ (12/11), it marked the 5th-highest avg. yds./carry in a single game in franchise history (min. 10 atts.).

**HIGHEST SINGLE GAME RUSHING AVG. IN FRANCHISE HISTORY**

| Player | Date | Opp. | Atts. | Yds. | Avg. | TDs |
|---|---|---|---|---|---|---|
| Joe Perry | 11/2/58 | vs. Det. | 13 | 174 | 13.4 | 1 |
| Frank Gore | 9/20/09 | vs. Sea. | 16 | 207 | 12.9 | 2 |
| Wilbur Jackson | 11/27/77 | vs. NO | 16 | 190 | 11.9 | 2 |
| Hugh McElhenny | 10/17/54 | at Chi. | 10 | 114 | 11.4 | 2 |
| **Carlos Hyde** | **12/11/16** | **vs. NYJ** | **17** | **193** | **11.4** | **0** |

## 2016 (CONTINUED)

- In the 1st half vs. NYJ (12/11), rushed for 141 yds. on 7 atts. (20.1 avg.), the most rushing yds. in a 1st half by a 49er since 11/12/06 (RB Frank Gore at Det. – 148 yds. on 18 atts. (8.2 avg.) and 1 TD).
- Hauled in a 19-yd. TD pass from QB Colin Kaepernick at LAR (12/24), his 3rd TD recept. of the season. His 3 TD recepts. were the most by a 49ers RB since 2009 (RB Frank Gore - 3 TD recepts.)

## 2015

- Started all 7 games in which he appeared and rushed for 470 yds. and 3 TDs on 115 carries, while adding 11 recepts. for 53 yds.
- In his 1st career start, rushed for a then career-high 168 yds. and 2 TDs on 26 carries (6.9 avg.) vs. Min. (9/14). According to the Elias Sports Bureau, Hyde's 168 rushing yds. were the most by a 49ers running back in their 1st start with the team, since 1970.

**MOST RUSHING YDS. IN 1ST START WITH 49ERS SINCE 1970**

| | Player | Date | Opp. | Carries | Yards | TDs |
|---|---|---|---|---|---|---|
| **1.** | **Carlos Hyde** | **9/14/15** | **vs. Min** | **26** | **168** | **2** |
| 2. | Kevan Barlow | 12/7/03 | vs. Arz. | 18 | 154 | 1 |
| 3. | Maurice Hicks | 12/12/04 | at Arz. | 34 | 139 | 1 |
| 4. | Elliott Lenvil | 12/7/80 | vs. NO | 20 | 125 | 1 |
| 5. | Ricky Watters | 9/6/92 | at NYG | 13 | 100 | 1 |

- Hyde's 168 rushing yds. vs. Min (9/14) were the most in the NFL in Week 1.
- Became the 1st 49ers RB with 100-or-more rushing yds. and two-or-more rushing TDs in a Week 1 game since RB Garrison Hearst [20 carries for 187 yds. and 2 TDs vs. NYJ (9/6/98)].

## 2014

- Played in 14 games and rushed for 333 yds. and 4 TDs on 83 carries.
- In his NFL debut, registered 7 carries for 50 yds. (7.1 avg.), including a 4-yd. TD run, at Dal. (9/7). He became the 1st 49ers rookie to score a TD on opening day since TE Vernon Davis at Arz. (9/10/06).
- Found the end zone on a game-winning 4-yd. TD run with 2:59 remaining in the game vs. Was. (11/23).
- Rushed for a season-high 55 yds. on 6 carries (9.2 avg.) at Sea. (12/14).

## COLLEGE

Played in 41 games (20 starts) for the Buckeyes, registering 3,198 rushing yds. (6.1 avg.) and 37 TDs on 523 carries. Also added 34 recepts. for 271 yds. and 4 TDs. His 3,198 career rushing yds. ranks 6th in school history and his 37 rushing TDs ranks 4th. As a senior, named the Big Ten Conference's Ameche-Dayne Running Back of the Year. Also earned Second-Team All-America honors from CBS Sports and was selected First-Team All-Big Ten. Played in 11 games (9 starts) and rushed for 1,527 yds. (7.3 avg.) and 15 TDs on 208 carries, also hauling in 16 recepts. for 147 yds. and 3 TDs. Reeled off 9 consecutive 100-yd. rushing games to close out his career. In 2012, earned Second-Team All-Big Ten honors, playing in 10 games (8 starts) and rushed for 970 yds. and 16 TDs on 185 carries. Also added 8 recepts. for 51 yds. and 1 TD. As a sophomore, played in 13 games (3 starts) and rushed for 566 yds. and 6 TDs on 106 carries. In 2010, played in 7 games and had 24 carries for 141 yds.

## PERSONAL

- Attended Princeton (Cincinnati, OH) HS as a freshman before moving to Naples, FL, where he attended Naples HS.
- Earned *Naples Daily News* Broxson Award as their Player of the Year, as a senior. Also chosen the *Ft. Myers News-Press* Southwest Florida Player of the Year.
- Led the Golden Eagles to the 2007 state championship and the 2008 regional finals.
- Also lettered in track and basketball.
- Majored in African-American and African studies.
- Has one older brother, one older sister and two younger sisters.
- Born Carlos Dawaun Hyde (9/20/90) in Cincinnati, OH.

## INJURY REPORT

**2014:** Inactive vs. SD (12/20) and vs. Arz. (12/28) with an ankle injury.

**2015:** Inactive 5 games [at StL (11/1), vs Atl. (11/8), at Sea. (11/22), vs. Arz. (11/29) and at Chi. (12/6)] and placed on the Injured Reserve List on 12/12 with a foot injury.

**2016:** Inactive vs. TB (10/23) and vs. NO (11/6) with a shoulder injury. Placed on the Injured Reserve List on 12/27 with a knee injury.

## HYDE'S GAME-BY-GAME

**2014**

| Date | Opp | W/L | P/S | Rsh | Yds | Avg | Lg | TD | Rec | Yds | TD |
|---|---|---|---|---|---|---|---|---|---|---|---|
| Sep 7 | at Dal | W | 1/0 | 7 | 50 | 7.1 | 15 | 1 | 0 | 0 | 0 |
| Sep 14 | Chi | L | 1/0 | 4 | 0 | 0.0 | 3 | 0 | 1 | 5 | 0 |
| Sep 21 | at Arz | L | 1/0 | 3 | 13 | 4.3 | 6t | 1 | 2 | –2 | 0 |
| Sep 28 | Phi | W | 1/0 | 10 | 26 | 2.6 | 6 | 0 | 0 | 0 | 0 |
| Oct 5 | KC | W | 1/0 | 10 | 43 | 4.3 | 11 | 0 | 0 | 0 | 0 |
| Oct 13 | at StL | W | 1/0 | 11 | 14 | 1.3 | 6 | 0 | 1 | 1 | 0 |
| Oct 19 | at Den | L | 1/0 | 3 | 15 | 5.0 | 10 | 0 | 2 | 8 | 0 |
| Nov 2 | StL | L | 1/0 | 2 | 17 | 8.5 | 13 | 0 | 1 | 5 | 0 |
| Nov 9 | at NO | W | 1/0 | 4 | 36 | 9.0 | 15 | 1 | 0 | 0 | 0 |
| Nov 16 | at NYG | W | 1/0 | 9 | 25 | 2.8 | 7 | 0 | 1 | 5 | 0 |
| Nov 23 | Was | W | 1/0 | 7 | 16 | 2.3 | 7 | 1 | 0 | 0 | 0 |
| Nov 27 | Sea | L | 1/0 | 5 | 19 | 3.8 | 12 | 0 | 3 | 38 | 0 |
| Dec 7 | at Oak | L | 1/0 | 2 | 4 | 2.0 | 2 | 0 | 1 | 8 | 0 |
| Dec 14 | at Sea | L | 1/0 | 6 | 55 | 9.2 | 28 | 0 | 0 | 0 | 0 |
| Dec 20 | SD | L | – | – | INACTIVE (Ankle) | | | – | – | – | – |
| Dec 28 | Arz | W | – | – | INACTIVE (Ankle) | | | – | – | – | – |
| **TOTALS** | | | **14/0** | **83** | **333** | **4.0** | **28** | **4** | **12** | **68** | **0** |

**2015**

| Date | Opp | W/L | P/S | Rsh | Yds | Avg | Lg | TD | Rec | Yds | TD |
|---|---|---|---|---|---|---|---|---|---|---|---|
| Sep 14 | Min | W | 1/1 | 26 | 168 | 6.5 | 18 | 2 | 2 | 14 | 0 |
| Sep 20 | at Pit | L | 1/1 | 13 | 43 | 3.3 | 10 | 0 | 4 | 18 | 0 |
| Sep 27 | at Arz | L | 1/1 | 15 | 51 | 3.4 | 14 | 0 | 1 | 10 | 0 |
| Oct 4 | GB | L | 1/1 | 8 | 20 | 2.5 | 7 | 0 | 1 | 2 | 0 |
| Oct 11 | at NYG | L | 1/1 | 21 | 93 | 4.4 | 22 | 1 | 1 | 4 | 0 |
| Oct 18 | Bal | W | 1/1 | 21 | 55 | 2.6 | 14 | 0 | 2 | 5 | 0 |
| Oct 22 | Sea | L | 1/1 | 11 | 40 | 3.6 | 13 | 0 | 0 | 0 | 0 |
| Nov 1 | at StL | L | – | – | INACTIVE (Foot) | | | – | – | – | – |
| Nov 8 | Atl | W | – | – | INACTIVE (Foot) | | | – | – | – | – |
| Nov 22 | at Sea | L | – | – | INACTIVE (Foot) | | | – | – | – | – |
| Nov 29 | Arz | L | – | – | INACTIVE (Foot) | | | – | – | – | – |
| Dec 6 | at Chi | W | – | – | INACTIVE (Foot) | | | – | – | – | – |
| **PLACED ON INJURED RESERVE (Foot) ON 12/12** | | | | | | | | | | | |
| **TOTALS** | | | **7/7** | **115** | **470** | **4.1** | **22** | **3** | **11** | **53** | **0** |

**2016**

| Date | Opp | W/L | P/S | Rsh | Yds | Avg | Lg | TD | Rec | Yds | TD |
|---|---|---|---|---|---|---|---|---|---|---|---|
| Sep 12 | LAR | W | 1/1 | 23 | 88 | 3.8 | 18 | 2 | 2 | 5 | 0 |
| Sep 18 | at Car | L | 1/1 | 14 | 34 | 2.4 | 8 | 0 | 3 | 18 | 0 |
| Sep 25 | at Sea | L | 1/1 | 21 | 103 | 4.9 | 34 | 2 | 1 | 2 | 0 |
| Oct 2 | Dal | L | 1/1 | 15 | 74 | 4.9 | 32 | 1 | 1 | 5 | 0 |
| Oct 6 | Arz | L | 1/1 | 22 | 78 | 3.5 | 10 | 1 | 6 | 36 | 0 |
| Oct 16 | at Buf | L | 1/1 | 14 | 52 | 3.7 | 15 | 0 | 0 | 0 | 0 |
| Oct 23 | TB | L | – | – | INACTIVE (Shoulder) | | | – | – | – | – |
| Nov 6 | NO | L | – | – | INACTIVE (Shoulder) | | | – | – | – | – |
| Nov 13 | at Arz | L | 1/1 | 13 | 14 | 1.1 | 5 | 0 | 0 | 0 | 0 |
| Nov 20 | NE | L | 1/1 | 19 | 86 | 4.5 | 13 | 0 | 3 | 24 | 0 |
| Nov 27 | at Mia | L | 1/1 | 13 | 65 | 5.0 | 24 | 0 | 5 | 30 | 1 |
| Dec 4 | at Chi | L | 1/1 | 20 | 92 | 4.6 | 12 | 0 | 1 | 6 | 0 |
| Dec 11 | NYJ | L | 1/1 | 17 | 193 | 11.4 | 47 | 0 | 1 | 7 | 1 |
| Dec 18 | at Atl | L | 1/1 | 13 | 71 | 5.5 | 17 | 0 | 1 | 6 | 0 |
| Dec 24 | at LAR | W | 1/1 | 13 | 38 | 2.9 | 14 | 0 | 3 | 24 | 1 |
| **PLACED ON INJURED RESERVE (Knee) ON 12/27** | | | | | | | | | | | |
| **TOTALS** | | | **13/13** | **217** | **988** | **4.6** | **47** | **6** | **27** | **163** | **3** |

# ASA JACKSON

30

CB » 5-10 » 183 » CAL POLY

12.2.89 » SACRAMENTO, CA » CHRISTIAN BROTHERS HS, SACRAMENTO, CA » 4TH YEAR » ACQUIRED FA IN '17

## 2017 HIGHLIGHTS

- Activated from the team's practice squad on 9/16, played in four games and notched 3 special teams tackles before being placed on the Injured Reserve List on 10/10.

## GOLDMINE

- A native of Sacramento, CA, Jackson has always had a special place in his heart for the Bay Area community. After being a star two-way player at Christian Brothers (Sacramento, CA) HS, Jackson stayed close to home and attended Cal Poly University in San Luis Obispo. After having stints with multiple NFL teams, Jackson is overjoyed to be back home in the Bay Area playing for the 49ers. Known for his uplifting posts on social media, he always promotes positivity to fans of all ages. Jackson, a devoted Christian has Psalms 23:4 tattooed on his right forearm. "Ye, though I walk through the valley of the shadow of death, I will fear no evil, for thou art with me."

## JACKSON'S GOLDEN NUGGETS

- His first name is pronounced ACE-uh.
- As a member of the Baltimore Ravens in December of 2014, he assisted with the planting of trees in Baltimore City as part the Ravens Game Plan Earth Week. Jackson and the Parks and People Foundation helped plant 46 new trees in the community known by locals as 'Pigtown.' The 46 trees that were planted equaled the 46 sacks the team had the previous season.

## JACKSON'S GAME-BY-GAME

| 2017 Date | Opp | W/L | P/S | Tot | Sol | Ast | Sk | Yds | Int | Yds | PD | FF | FR | Yds |
|---|---|---|---|---|---|---|---|---|---|---|---|---|---|---|
| SIGNED TO SF PRACTICE SQUAD ON 9/3 | | | | | | | | | | | | | | |
| Sep 10 | Car | – | – | PRACTICE SQUAD – | | | | | – | – | – | – | – | – |
| PROMOTED TO SF ACTIVE ROSTER ON 9/16 | | | | | | | | | | | | | | |
| Sep 17 | at Sea | L | 1/0 | 0 | 0 | 0 | 0.0 | 0.0 | 0 | 0 | 0 | 0 | 0 | 0 |
| Sep 21 | LAR | L | 1/0 | 0 | 0 | 0 | 0.0 | 0.0 | 0 | 0 | 0 | 0 | 0 | 0 |
| Oct 1 | at Arz | L | 1/0 | 0 | 0 | 0 | 0.0 | 0.0 | 0 | 0 | 0 | 0 | 0 | 0 |
| Oct 8 | at Ind | L | 1/0 | 0 | 0 | 0 | 0.0 | 0.0 | 0 | 0 | 0 | 0 | 0 | 0 |
| PLACED ON INJURED RESERVE (Hamstring) ON 10/10 | | | | | | | | | | | | | | |
| **TOTALS** | | | **4/0** | **0** | **0** | **0** | **0.0** | **0.0** | **0** | **0** | **0** | **0** | **0** | **0** |

## JACKSON'S CAREER STATISTICS

| | | | | TACKLES | | | | | INTERCEPTIONS | | | | | FUMBLES | | |
|---|---|---|---|---|---|---|---|---|---|---|---|---|---|---|---|---|
| YEAR | TEAM | GP | GS | TOT | SOL | AST | SACKS | YDS | INT | YDS | LG | TD | PD | FF | FR | YDS |
| 2012 | BAL | 3 | 0 | 0 | 0 | 0 | 0.0 | 0.0 | 0 | 0 | – | 0 | 0 | 0 | 0 | 0 |
| 2013 | BAL | 4 | 0 | 0 | 0 | 0 | 0.0 | 0.0 | 0 | 0 | – | 0 | 0 | 0 | 0 | 0 |
| 2014 | BAL | 7 | 6 | 27 | 22 | 5 | 0.0 | 0.0 | 0 | 0 | – | 0 | 3 | 0 | 0 | 0 |
| 2015 | BAL | 4 | 0 | 0 | 0 | 0 | 0.0 | 0.0 | 0 | 0 | – | 0 | 0 | 0 | 0 | 0 |
| 2016 | DET | 4 | 2 | 7 | 5 | 2 | 0.0 | 0.0 | 0 | 0 | – | 0 | 1 | 0 | 0 | 0 |
| 2017 | SF | 4 | 0 | 0 | 0 | 0 | 0.0 | 0.0 | 0 | 0 | – | 0 | 0 | 0 | 0 | 0 |
| **TOTALS** | | **26** | **8** | **34** | **27** | **7** | **0.0** | **0.0** | **0** | **0** | **–** | **0** | **4** | **0** | **0** | **0** |

**PLAYOFFS**

| | | | | TACKLES | | | | | INTERCEPTIONS | | | | | FUMBLES | | |
|---|---|---|---|---|---|---|---|---|---|---|---|---|---|---|---|---|
| YEAR | TEAM | GP | GS | TOT | SOL | AST | SACKS | YDS | INT | YDS | LG | TD | PD | FF | FR | YDS |
| 2012 | BAL | 1 | 0 | 0 | 0 | 0 | 0.0 | 0.0 | 0 | 0 | – | 0 | 0 | 0 | 0 | 0 |
| 2016 | DET | – | – | – | INJURED RESERVE (Ankle) | | | – | – | – | – | – | – | – | – | – |
| **TOTALS** | | **1** | **0** | **0** | **0** | **0** | **0.0** | **0.0** | **0** | **0** | **–** | **0** | **0** | **0** | **0** | **0** |

**Additional Statistics:**
**Special Teams Tackles – 6:** 2012 (1); 2014 (1); 2015 (1); 2017 (3)

**Milestones:**
**NFL Debut:** at SD (11/25/12); **First Start:** vs. Pit. (9/11/14)

## JACKSON'S CAREER HIGHS

**Total Tackles:** 8 vs. Jax. (12/14/14)
**Solo:** 5 (3 times) Last vs. Jax. (12/14/14)
**Assists:** 3 vs. Jax. (12/14/14)
**Passes Defensed:** 2 vs. Jax. (12/14/14)

## JACKSON'S TRANSACTIONS

Originally a 5th–round (169th overall) draft choice by Bal. in 2012...Placed on the Reserve/Suspended List on 12/11/12...Removed from the Reserve/Suspended List on 1/7/13...Placed on the Reserve/Suspended List on 8/2/13...Removed from the Reserve/Suspended List on 11/4/13...Placed on the Injured Reserve/Designated for Return List on 10/8/14...Placed on the Injured Reserve List on 12/16/14...Waived by Bal. on 9/5/15...Claimed off waivers by NYG on 9/6/15...Waived by NYG on 9/8/15...Signed to Bal. practice squad on 9/10/15...Promoted to Bal. active roster on 10/13/15...Placed on the Injured Reserve List on 11/18/15...Waived/Injured by Bal. on 11/19/15...Signed to Cin. practice squad on 11/30/15...Signed by Arz. on 1/28/16...Released by Arz. on 8/29/16...Signed to Bal. practice squad on 10/18/16...Promoted to Bal. active roster on 11/15/16...Released by Bal. on 11/26/16...Signed to Bal. practice squad on 11/29/16...Signed to Det. active roster on 12/6/16...Placed on the Injured Reserve List on 1/3/17...Signed a one–year deal with SF on 8/8/17...Released by SF on 9/2/17...Signed to SF practice squad on 9/3/17...Promoted to SF active roster on 9/16/17...Placed on the Injured Reserve List on 10/10/17.

## 2016 (BALTIMORE/DETROIT)

- After spending time on the Ravens practice squad, was later signed to the Lions active roster on 12/6. Appeared in each of the team's final 4 games (2 starts), where he finished with 7 tackles.
- Tied a single-game career high with 5 tackles at NYG (12/18).
- Placed on the Injured Reserve List on 12/16.

## 2015 (BALTIMORE/CINCINNATI)

- Spent the 1st 5 weeks on the Ravens practice squad before being promoted to the team's active roster on 10/13.
- Appeared in 4 games and registered 1 tackle on special teams.
- Following his release from Bal., signed to Cin. practice squad on 11/30, where he spent the remainder of the season.

## 2014 (BALTIMORE)

- Appeared in 7 games (6 starts) where he registered a career-high 27 tackles prior to being placed on the Injured Reserve List on 12/16.
- Made his 1st career start vs. Pit. (9/11), where he finished with 1 tackle.
- Registered a single-game career-high 8 tackles vs. Jax. (12/14).

## 2013 (BALTIMORE)

- Spent time on the Reserve/Suspended List and appeared in 4 games.

## 2012 (BALTIMORE)

- Appeared in 3 regular season games and registered one tackle on special teams. Also saw action in 1 postseason contest.

## COLLEGE

Appeared in 43 games (42 starts) at Cal Poly, finishing with 199 tackles, 8 INTs (3 TDs), 40 PDs, 3 FFs and 1 sack. As a senior in 2011, earned Third-Team All-America honors from the Associated Press and registered 54 tackles, 2 INTs and 11 PDs. As a junior in 2010, finishing 4th on the team with a career-high 55 tackles, 1 sack, 11 PDs and 2 INTs. Earned First-Team All-Great West Conference honors as a sophomore in 2009. Finished with 48 tackles, 2 INTs (1 TD) and 8 PDs. Was named Great West Conference Freshman Player of the Year and earned First-Team All Great-West honors in 2008 after starting all 11 games and finished 4th for the Mustangs with 42 tackles 3 FFs, 12 PDs and 2 INTs.

## PERSONAL

- Attended Christian Brothers (Sacramento, CA) HS where he rushed for 1,120 yards and passed for 963 more as a senior QB, leading the Falcons to a CIF-Sac-Joaquin Section Division II playoff berth. Had six 100-yd. games rushing and also recorded 45 tackles on defense that season, earning honorable mention all metro honors by The Sacramento Bee. Was a first-team all-sierra valley league honoree, the league's co-offensive player of the year, team MVP and a scholar-athlete award winner during his senior season. As a junior, rushed for 750 yds. and passed for 622 yds., scoring 19 TDs. On defense, he registered 66 tackles and 2 INTs.
- Also played basketball at Christian Brothers, averaging 9.3 points as a junior.
- Graduated in business administration at Cal Poly.
- Born Asa Jackson (12/2/89) in Sacramento, CA.

## INJURY REPORT

**2012:** Missed 2 postseason games [at NE (1/20 - AFC-C) & at SF (2/3 - SB XLVII)] with a thigh injury.

**2013:** Missed 2 games [vs. NE (12/22) & at Cin. (12/29)] with a thigh injury.

**2014:** Placed on the Injured Reserve/Designated for Return List on 10/8 with a toe injury. Placed on the Injured Reserve List on 12/16 with a knee injury.

**2015:** Placed on the Injured Reserve List on 11/18 with an ankle injury.

**2016:** Placed on the Injured Reserve List on 12/16 with an ankle injury.

**2017:** Placed on the Injured Reserve List on 10/10 with a hamstring injury.

# JACKSON'S GAME-BY-GAME

### 2012 (Baltimore)

| Date | Opp | W/L | P/S | Tot | Sol | Ast | Sk | Yds | Int | Yds | PD | FF | FR | Yds |
|---|---|---|---|---|---|---|---|---|---|---|---|---|---|---|
| Sep 10 | Cin | W | – | – | INACTIVE | | | – | – | – | – | – | – | – |
| Sep 16 | at Phi | L | – | – | INACTIVE | | | – | – | – | – | – | – | – |
| Sep 23 | NE | W | – | – | INACTIVE | | | – | – | – | – | – | – | – |
| Sep 27 | Cle | W | – | – | INACTIVE | | | – | – | – | – | – | – | – |
| Oct 7 | at KC | W | – | – | INACTIVE | | | – | – | – | – | – | – | – |
| Oct 14 | Dal | W | – | – | INACTIVE | | | – | – | – | – | – | – | – |
| Oct 21 | at Hou | L | – | – | INACTIVE | | | – | – | – | – | – | – | – |
| Nov 4 | at Cle | W | – | – | INACTIVE | | | – | – | – | – | – | – | – |
| Nov 11 | Oak | W | – | – | INACTIVE | | | – | – | – | – | – | – | – |
| Nov 18 | at Pit | W | – | – | INACTIVE | | | – | – | – | – | – | – | – |
| Nov 25 | at SD | W | 1/0 | 0 | 0 | 0 | 0.0 | 0.0 | 0 | 0 | 0 | 0 | 0 | 0 |
| Dec 2 | Pit | L | 1/0 | 0 | 0 | 0 | 0.0 | 0.0 | 0 | 0 | 0 | 0 | 0 | 0 |
| Dec 9 | at Was | L | 1/0 | 0 | 0 | 0 | 0.0 | 0.0 | 0 | 0 | 0 | 0 | 0 | 0 |
| **PLACED ON THE RESERVE/SUSPENDED LIST ON 12/11** | | | | | | | | | | | | | | |
| Dec 16 | Den | L | – | RESERVE/SUSPENDED | | | | | – | – | – | – | – | – |
| Dec 23 | NYG | W | – | RESERVE/SUSPENDED | | | | | – | – | – | – | – | – |
| Dec 30 | at Cin | L | – | RESERVE/SUSPENDED | | | | | – | – | – | – | – | – |
| **TOTALS** | | | **3/0** | **0** | **0** | **0** | **0.0** | **0.0** | **0** | **0** | **0** | **0** | **0** | **0** |

### 2012 Postseason (Baltimore)

| Date | Opp | W/L | P/S | Tot | Sol | Ast | Sk | Yds | Int | Yds | PD | FF | FR | Yds |
|---|---|---|---|---|---|---|---|---|---|---|---|---|---|---|
| Jan 6 | Ind | W | – | RESERVE/SUSPENDED | | | | | – | – | – | – | – | – |
| **REMOVED FROM THE RESERVE/SUSPENDED LIST ON 1/7/13** | | | | | | | | | | | | | | |
| Jan 12 | at Den | W | 1/0 | 0 | 0 | 0 | 0.0 | 0.0 | 0 | 0 | 0 | 0 | 0 | 0 |
| Jan 20 | at NE | W | – | – | INACTIVE (Thigh) | | | | – | – | – | – | – | – |
| Feb 3 | at SF | W | – | – | INACTIVE (Thigh) | | | | – | – | – | – | – | – |
| **TOTALS** | | | **1/0** | **0** | **0** | **0** | **0.0** | **0.0** | **0** | **0** | **0** | **0** | **0** | **0** |

### 2013 (Baltimore)

| Date | Opp | W/L | P/S | Tot | Sol | Ast | Sk | Yds | Int | Yds | PD | FF | FR | Yds |
|---|---|---|---|---|---|---|---|---|---|---|---|---|---|---|
| **PLACED ON THE RESERVE/SUSPENDED LIST ON 8/2** | | | | | | | | | | | | | | |
| Sep 5 | at Den | L | – | RESERVE/SUSPENDED | | | | | – | – | – | – | – | – |
| Sep 15 | Cle | W | – | RESERVE/SUSPENDED | | | | | – | – | – | – | – | – |
| Sep 22 | Hou | W | – | RESERVE/SUSPENDED | | | | | – | – | – | – | – | – |
| Sep 29 | at Buf | L | – | RESERVE/SUSPENDED | | | | | – | – | – | – | – | – |
| Oct 6 | at Mia | W | – | RESERVE/SUSPENDED | | | | | – | – | – | – | – | – |
| Oct 13 | GB | L | – | RESERVE/SUSPENDED | | | | | – | – | – | – | – | – |
| Oct 20 | at Pit | L | – | RESERVE/SUSPENDED | | | | | – | – | – | – | – | – |
| Nov 3 | at Cle | L | – | RESERVE/SUSPENDED | | | | | – | – | – | – | – | – |
| **REMOVED FROM THE RESERVE/SUSPENDED LIST ON 11/4** | | | | | | | | | | | | | | |
| Nov 10 | Cin | W | – | – | INACTIVE | | | – | – | – | – | – | – | – |
| Nov 17 | at Chi | L | 1/0 | 0 | 0 | 0 | 0.0 | 0.0 | 0 | 0 | 0 | 0 | 0 | 0 |
| Nov 24 | NYJ | W | – | – | INACTIVE | | | – | – | – | – | – | – | – |
| Nov 28 | Pit | W | 1/0 | 0 | 0 | 0 | 0.0 | 0.0 | 0 | 0 | 0 | 0 | 0 | 0 |
| Dec 8 | Min | W | 1/0 | 0 | 0 | 0 | 0.0 | 0.0 | 0 | 0 | 0 | 0 | 0 | 0 |
| Dec 16 | at Det | W | 1/0 | 0 | 0 | 0 | 0.0 | 0.0 | 0 | 0 | 0 | 0 | 0 | 0 |
| Dec 22 | NE | L | – | – | INACTIVE (Thigh) | | | | – | – | – | – | – | – |
| Dec 29 | at Cin | L | – | – | INACTIVE (Thigh) | | | | – | – | – | – | – | – |
| **TOTALS** | | | **4/0** | **0** | **0** | **0** | **0.0** | **0.0** | **0** | **0** | **0** | **0** | **0** | **0** |

### 2014 (Baltimore)

| Date | Opp | W/L | P/S | Tot | Sol | Ast | Sk | Yds | Int | Yds | PD | FF | FR | Yds |
|---|---|---|---|---|---|---|---|---|---|---|---|---|---|---|
| Sep 7 | Cin | L | 1/0 | 5 | 5 | 0 | 0.0 | 0.0 | 0 | 0 | 1 | 0 | 0 | 0 |
| Sep 11 | Pit | W | 1/1 | 1 | 1 | 0 | 0.0 | 0.0 | 0 | 0 | 0 | 0 | 0 | 0 |
| Sep 21 | at Cle | W | 1/1 | 5 | 5 | 0 | 0.0 | 0.0 | 0 | 0 | 0 | 0 | 0 | 0 |
| Sep 28 | Car | W | 1/1 | 4 | 2 | 2 | 0.0 | 0.0 | 0 | 0 | 0 | 0 | 0 | 0 |
| Oct 5 | at Ind | L | 1/1 | 3 | 3 | 0 | 0.0 | 0.0 | 0 | 0 | 0 | 0 | 0 | 0 |
| **PLACED ON INJURED RESERVE/DESIGNATED FOR RETURN (Toe) ON 10/8** | | | | | | | | | | | | | | |
| Dec 7 | at Mia | W | 1/1 | 1 | 1 | 0 | 0.0 | 0.0 | 0 | 0 | 0 | 0 | 0 | 0 |
| Dec 14 | Jax | W | 1/1 | 8 | 5 | 3 | 0.0 | 0.0 | 0 | 0 | 2 | 0 | 0 | 0 |
| **PLACED ON INJURED RESERVE (Knee) ON 12/16** | | | | | | | | | | | | | | |
| **TOTALS** | | | **7/6** | **27** | **22** | **5** | **0.0** | **0.0** | **0** | **0** | **3** | **0** | **0** | **0** |

### 2015 (Baltimore/Cincinnati)

| Date | Opp | W/L | P/S | Tot | Sol | Ast | Sk | Yds | Int | Yds | PD | FF | FR | Yds |
|---|---|---|---|---|---|---|---|---|---|---|---|---|---|---|
| **SIGNED TO BAL PRACTICE SQUAD ON 9/10** | | | | | | | | | | | | | | |
| Sep 13 | at Den | L | – | – | PRACTICE SQUAD | | | – | – | – | – | – | – | – |
| Sep 20 | at Oak | L | – | – | PRACTICE SQUAD | | | – | – | – | – | – | – | – |
| Sep 27 | Cin | L | – | – | PRACTICE SQUAD | | | – | – | – | – | – | – | – |
| Oct 1 | at Pit | W | – | – | PRACTICE SQUAD | | | – | – | – | – | – | – | – |
| Oct 11 | Cle | L | – | – | PRACTICE SQUAD | | | – | – | – | – | – | – | – |
| **PROMOTED TO BAL ACTIVE ROSTER ON 10/13** | | | | | | | | | | | | | | |
| Oct 18 | at SF | L | 1/0 | 0 | 0 | 0 | 0.0 | 0.0 | 0 | 0 | 0 | 0 | 0 | 0 |
| Oct 26 | at Arz | L | 1/0 | 0 | 0 | 0 | 0.0 | 0.0 | 0 | 0 | 0 | 0 | 0 | 0 |
| Nov 1 | SD | W | 1/0 | 0 | 0 | 0 | 0.0 | 0.0 | 0 | 0 | 0 | 0 | 0 | 0 |
| Nov 15 | Jax | L | 1/0 | 0 | 0 | 0 | 0.0 | 0.0 | 0 | 0 | 0 | 0 | 0 | 0 |
| **PLACED ON INJURED RESERVE (Ankle) ON 11/18** | | | | | | | | | | | | | | |
| **WAIVED/INJURED BY BAL ON 11/19** | | | | | | | | | | | | | | |
| **SIGNED TO CIN PRACTICE SQUAD ON 11/30** | | | | | | | | | | | | | | |
| Dec 6 | at Cle | W | – | – | PRACTICE SQUAD | | | – | – | – | – | – | – | – |
| Dec 13 | Pit | L | – | – | PRACTICE SQUAD | | | – | – | – | – | – | – | – |
| Dec 20 | at SF | W | – | – | PRACTICE SQUAD | | | – | – | – | – | – | – | – |
| Dec 28 | at Den | L | – | – | PRACTICE SQUAD | | | – | – | – | – | – | – | – |
| Jan 3 | Bal | W | – | – | PRACTICE SQUAD | | | – | – | – | – | – | – | – |
| **TOTALS** | | | **4/0** | **0** | **0** | **0** | **0.0** | **0.0** | **0** | **0** | **0** | **0** | **0** | **0** |

### 2016 (Baltimore/Detroit)

| Date | Opp | W/L | P/S | Tot | Sol | Ast | Sk | Yds | Int | Yds | PD | FF | FR | Yds |
|---|---|---|---|---|---|---|---|---|---|---|---|---|---|---|
| **SIGNED TO BAL PRACTICE SQUAD ON 10/18** | | | | | | | | | | | | | | |
| Oct 23 | at NYJ | L | – | – | PRACTICE SQUAD | | | – | – | – | – | – | – | – |
| Nov 6 | Pit | W | – | – | PRACTICE SQUAD | | | – | – | – | – | – | – | – |
| Nov 10 | Cle | W | – | – | PRACTICE SQUAD | | | – | – | – | – | – | – | – |
| **PROMOTED TO BAL ACTIVE ROSTER ON 11/15** | | | | | | | | | | | | | | |
| Nov 20 | at Dal | L | – | – | INACTIVE | | | – | – | – | – | – | – | – |
| **RELEASED BY BAL ON 11/26** | | | | | | | | | | | | | | |
| **SIGNED TO BAL PRACTICE SQUAD ON 11/29** | | | | | | | | | | | | | | |
| Dec 4 | Mia | W | – | – | PRACTICE SQUAD | | | – | – | – | – | – | – | – |
| **SIGNED BY DET ON 12/6** | | | | | | | | | | | | | | |
| Dec 11 | Chi | W | 1/0 | 2 | 2 | 0 | 0.0 | 0.0 | 0 | 0 | 0 | 0 | 0 | 0 |
| Dec 18 | at NYG | L | 1/0 | 5 | 3 | 2 | 0.0 | 0.0 | 0 | 0 | 1 | 0 | 0 | 0 |
| Dec 26 | at Dal | L | 1/1 | 0 | 0 | 0 | 0.0 | 0.0 | 0 | 0 | 0 | 0 | 0 | 0 |
| Jan 1 | GB | L | 1/1 | 0 | 0 | 0 | 0.0 | 0.0 | 0 | 0 | 0 | 0 | 0 | 0 |
| **TOTALS** | | | **4/2** | **7** | **5** | **2** | **0.0** | **0.0** | **0** | **0** | **1** | **0** | **0** | **0** |

### 2016 Postseason (Detroit)

| Date | Opp | W/L | P/S | Tot | Sol | Ast | Sk | Yds | Int | Yds | PD | FF | FR | Yds |
|---|---|---|---|---|---|---|---|---|---|---|---|---|---|---|
| **PLACED ON INJURED RESERVE (Ankle) ON 12/16** | | | | | | | | | | | | | | |
| **TOTALS** | | | **0/0** | **0** | **0** | **0** | **0.0** | **0.0** | **0** | **0** | **0** | **0** | **0** | **0** |



# CHANCELLER JAMES

43

S » 6-2 » 208 » BOISE STATE

9.26.94 » SPRING VALLEY, CA » STEELE CANYON HS, SPRING VALLEY, CA » ROOKIE » ACQUIRED FA IN '17

## AWARDS & HONORS

**2017:** 49ers Community Relations Rookie Service Award

## GOLDMINE

- After graduating from Boise State, James continued to give back and inspire youth in the Boise, ID community. Along with more than 20 other past and present members of the Boise State football program, James hosted the Eighth Annual Gridiron Dreams Football Academy in Boise. The football camp for middle and high school students was the largest to date for the Gridiron Dreams Football Academy. Hundreds of middle and high schoolers participated in the camp, which was held at multiple locations throughout Boise including Harmon Killebrew Memorial Field and Albertsons Stadium.

- In October of 2017, the 49ers partnered with Bags of Fun to deliver backpacks to children undergoing treatment at Lucile Packard Children's Hospital. Each bag was personalized with educational, interactive and fun toys to provide joy, laughter and relief from the stress and anxiety of being in the hospital. James and his teammates spent time with patients receiving Bags of Fun and other families in the hospital to uplift them during a difficult time.

## JAMES' GOLDEN NUGGET

- As a senior at Boise State in 2016, earned Second-Team All-Mountain West honors and led the Broncos with three interceptions and finished 2nd on the team with 80 tackles.

## GOLDMINE (CONTINUED)

- As part of Salute to Service Month, James, along with his teammates and general manager, John Lynch, visited the USO office at the San Jose Military Entrance Processing Station to spend time with military applicants and their families as they took the Oath of Enlistment and shipped off to basic training.

## GOLDMINE (CONTINUED)

- The 49ers partnered with Furry Friends Pet Assisted Therapy Services for animal therapy, while providing confidence building activities for students in the Leland High School special needs program in an effort to erase the stigma attached to special needs. James and his teammates spent time with students with autism, mental illness and learning disabilities as they play board games, working on social skills including conversational queues and eye contact through the hands-on activity. Players will also partner with animal therapy dogs to uplift students through one-on-one interactions. "This event was touching to me, because growing up my mom worked in resource classes at different high schools.," said James. "She always worked with autistic kids, so what I want to do after football is create housing developments for autistic adults so they can live and have as much help as they need to thrive."

## JAMES' CAREER STATISTICS

| | | | | TACKLES | | | | | INTERCEPTIONS | | | | | FUMBLES | | |
|---|---|---|---|---|---|---|---|---|---|---|---|---|---|---|---|---|
| YEAR | TEAM | GP | GS | TOT | SOL | AST | SACKS | YDS | INT | YDS | LG | TD | PD | FF | FR | YDS |
| 2017 | SF | – | – | – | INJURED RESERVE (Knee) | | | – | – | – | – | – | – | – | – | |
| TOTALS | | – | – | – | – | – | – | – | – | – | – | – | – | – | – | – |

## JAMES' TRANSACTIONS

Originally signed as an undrafted free agent by SF on 5/4/17...Waived/Injured by SF on 8/14/17...Placed on the Injured Reserve List on 8/15/17.

## COLLEGE

During his five-year career with the Broncos (2012-16), played in 35 games (24 starts) and registered 171 tackles, 10.5 TFLs, 7 PDs, 4 INTs, 3.0 sacks and 1 FR. As a senior in 2016, started all 12 games in which he appeared and notched 80 tackles, a team-high 3 INTs and 1 PD. In 2015, appeared in 13 games (9 starts) and finished with 55 tackles, 6 PDs, 3.0 sacks and 1 INT. Played in 10 games (3 starts) as a sophomore, registering 36 tackles and 1 FR. After redshirting as a true freshman in 2012, missed the entire 2013 season due to injury.

## PERSONAL

- Attended Steele Canyon (Spring Valley, CA) HS, where he was named All-Grossmont League First-Team his senior year after recording 80 tackles, five interceptions and returned a fumble recovery for a touchdown. Also named First-Team All-Academic following his senior season.
- Born 9/26/94 in Spring Valley, CA.
- Graduated from Boise State in 2017 with a degree in political science.

## INJURY REPORT

**2017:** Placed on the Injured Reserve List on 8/15 with a knee injury.

# DONTAE JOHNSON

36

CB » 6-2 » 200 » NORTH CAROLINA STATE

12.1.91 » PENNINGTON, NJ » PENNINGTON PREP HS, PENNINGTON, NJ » 4TH YEAR » ACQUIRED D-4B IN '14

## 2017 HIGHLIGHTS

- Started all 16 games and registered career highs in tackles (76) and PDs (7). Also had 1 INT that he returned 50 yds. for a TD.
- Picked off Jaguars QB Blake Bortles and returned the pass 50 yds. for a TD vs. Jax. (12/24). It marked his 2nd career INT and 2nd INT for a TD (10/13/14 at StL – 20-yd. TD). His pick-6 was the 1st for the 49ers since DB Jimmie Ward tallied one at Chi. (12/6/15).

## GOLDMINE

- NFL players once again had the chance to share the causes that are important to them during all Week 13 games, as part of the NFL's My Cause, My Cleats campaign. The initiative was a culmination of collaborative work between the NFL and players across the league. Johnson is supporting Lucile Packard Children's Hospital for My Cause, My Cleats, where he is an active volunteer. "After connecting with a child undergoing treatment at the hospital, I realized these diseases affect the whole family," said Johnson. "My message to the children in treatment and their families: Your courageous fight and perseverance do not go unnoticed!"

- During the 2016 offseason, Johnson formed a special relationship with Will Randleman, a young man who suffered a traumatic neck injury while playing youth football in the Bay Area. Initially, Johnson was expecting his visit with Will to be a somber one. However, he was greeted by something unexpected. "He was in such amazing spirits. When I was talking to him, I saw his passion and love for football. We connected over that," said Johnson. When Johnson visits Will, the two talk about the injury, but also go much deeper into their friendship. "We're friends now. It's amazing that we've opened up to each other. I've honestly learned so much from him," Johnson continued. "His attitude has really made me cherish and value the opportunity that I have. I just want to help any way I can and let him know he's not fighting this alone."

## JOHNSON'S GOLDEN NUGGETS

- His first name is pronounced don-TAY.
- When he got the call that he was being drafted by the 49ers, San Francisco's 2014 first-round draft pick DB Jimmie Ward was one of the first phone calls that he received to congratulate him and tell him how excited he was that the two were going to be teammates. Ward and Johnson were roommates at the 2014 Senior Bowl.
- During the 2017 offseason, Johnson visited Langston Hughes Elementary School in East Orange, NJ in an effort to speak to the students and share his words of wisdom. Said Johnson, "We all have a dream and what you decide to do to get there is your choice. Make the best of it!"

## JOHNSON'S GAME-BY-GAME

2017

| Date | Opp | W/L | P/S | Tot | Sol | Ast | Sk | Yds | Int | Yds | PD | FF | FR | Yds |
|---|---|---|---|---|---|---|---|---|---|---|---|---|---|---|
| Sep 10 | Car | L | 1/1 | 2 | 2 | 0 | 0.0 | 0.0 | 0 | 0 | 0 | 0 | 0 | 0 |
| Sep 17 | at Sea | L | 1/1 | 4 | 2 | 2 | 0.0 | 0.0 | 0 | 0 | 0 | 0 | 0 | 0 |
| Sep 21 | LAR | L | 1/1 | 3 | 2 | 1 | 0.0 | 0.0 | 0 | 0 | 0 | 0 | 0 | 0 |
| Oct 1 | at Arz | L | 1/1 | 8 | 7 | 1 | 0.0 | 0.0 | 0 | 0 | 2 | 0 | 0 | 0 |
| Oct 8 | at Ind | L | 1/1 | 9 | 8 | 1 | 0.0 | 0.0 | 0 | 0 | 0 | 0 | 0 | 0 |
| Oct 15 | at Was | L | 1/1 | 3 | 2 | 1 | 0.0 | 0.0 | 0 | 0 | 1 | 0 | 0 | 0 |
| Oct 22 | Dal | L | 1/1 | 6 | 6 | 0 | 0.0 | 0.0 | 0 | 0 | 0 | 0 | 0 | 0 |
| Oct 29 | at Phi | L | 1/1 | 2 | 2 | 0 | 0.0 | 0.0 | 0 | 0 | 1 | 0 | 0 | 0 |
| Nov 5 | Arz | L | 1/1 | 5 | 4 | 1 | 0.0 | 0.0 | 0 | 0 | 1 | 0 | 0 | 0 |
| Nov 12 | NYG | W | 1/1 | 5 | 5 | 0 | 0.0 | 0.0 | 0 | 0 | 0 | 0 | 0 | 0 |
| Nov 26 | Sea | L | 1/1 | 4 | 4 | 0 | 0.0 | 0.0 | 0 | 0 | 1 | 0 | 0 | 0 |
| Dec 3 | at Chi | W | 1/1 | 1 | 1 | 0 | 0.0 | 0.0 | 0 | 0 | 0 | 0 | 0 | 0 |
| Dec 10 | at Hou | W | 1/1 | 7 | 7 | 0 | 0.0 | 0.0 | 0 | 0 | 0 | 0 | 0 | 0 |
| Dec 17 | Ten | W | 1/1 | 6 | 6 | 0 | 0.0 | 0.0 | 0 | 0 | 0 | 0 | 0 | 0 |
| Dec 24 | Jax | W | 1/1 | 6 | 5 | 1 | 0.0 | 0.0 | 1 | 50 | 1 | 0 | 0 | 0 |
| Dec 31 | at LAR | W | 1/1 | 5 | 5 | 0 | 0.0 | 0.0 | 0 | 0 | 0 | 0 | 0 | 0 |
| **TOTALS** | | | **16/16** | **76** | **68** | **8** | **0.0** | **0.0** | **1** | **50** | **7** | **0** | **0** | **0** |

## GOLDMINE (CONTINUED)

- In October of 2017, the 49ers partnered with Bags of Fun to deliver backpacks to children undergoing treatment at Lucile Packard Children's Hospital. Each bag was personalized with educational, interactive and fun toys to provide joy, laughter and relief from the stress and anxiety of being in the hospital. Johnson and his teammates spent time with patients receiving Bags of Fun and other families in the hospital to uplift them during a difficult time.

- The 49ers partnered with Furry Friends Pet Assisted Therapy Services for animal therapy, while providing confidence building activities for students in the Leland High School special needs program in an effort to erase the stigma attached to special needs. Johnson and his teammates spent time with students with autism, mental illness and learning disabilities as they play board games, working on social skills including conversational queues and eye contact through the hands-on activity. Players will also partner with animal therapy dogs to uplift students through one-on-one interactions. "Our job is a day-to-day job, if you want to put it that way," said Johnson. "Something like this allows you to be a human again, I guess you could say. You can put work to the side. When it's all said and done, this world should be about helping people. And everyone being respectful to each other, regardless of differences of race or ethnicity. That's what drives me to be out here. It brings me joy."

- As part of Salute to Service Month, Johnson, along with his temmates and general manager, John Lynch, visited the USO office at the San Jose Military Entrance Processing Station to spend time with military applicants and their families as they took the Oath of Enlistment and shipped off to basic training.

- In honor of the NFL's Crucial Catch campaign, the 49ers hosted a fashion show on Tuesday, October 17th, 2017, featuring breast cancer and pediatric cancer warriors in apparel donated by Levi's®. Johnson, along with his 49ers teammates, walked the runway with cancer warriors as they shared their stories of strength and courage with the audience.

- Hauling in 50 passes for 600 yards and 13 touchdowns is an impressive stat-line for a two-way player, which is exactly what Johnson was in high school. He split time as a receiver and defensive back during his time at Pennington Prep (NJ) High School. What made Johnson focus his attention on the defensive side of the ball moving forward? He credited a defensive mentality. Johnson said, "I was more of a physical player. Just the fact that I liked playing defense better. Playing basketball, I had a defensive mindset. So, I guess it just translated to football. I always had a defensive mindset."
- Johnson, a sports management and business administration major, spent the summer prior to his senior year as a sports marketing intern with French West Vaughan, a marketing/public relations firm based out of Raleigh, NC. During his internship, he worked with some high-profile athletes and clients which provided great experience. "I actually got to do a few things with MoGo, the flavored mouthpiece that [former 49ers QB] Colin [Kaepernick] wears. I did that and then I did a few things for [Cincinnati Bengals DT] Geno Atkins, getting him some suits for the ESPY's." Johnson believes if he weren't a professional football player, that he had found his calling in sports marketing. He said, "That was definitely something I would do. Just the interaction with players and businesses, I felt like that was cool."

## JOHNSON'S CAREER STATISTICS

| | | | | TACKLES | | | | | INTERCEPTIONS | | | | | FUMBLES | | |
|---|---|---|---|---|---|---|---|---|---|---|---|---|---|---|---|---|
| YEAR | TEAM | GP | GS | TOT | SOL | AST | SACKS | YDS | INT | YDS | LG | TD | PD | FF | FR | YDS |
| 2014 | SF | 16 | 3 | 31 | 19 | 12 | 0.0 | 0.0 | 1 | 20 | 20t | 1 | 6 | 0 | 0 | 0 |
| 2015 | SF | 16 | 3 | 31 | 23 | 8 | 0.0 | 0.0 | 0 | 0 | – | 0 | 5 | 0 | 0 | 0 |
| 2016 | SF | 15 | 0 | 11 | 10 | 1 | 0.0 | 0.0 | 0 | 0 | – | 0 | 3 | 0 | 0 | 0 |
| 2017 | SF | 16 | 16 | 76 | 68 | 8 | 0.0 | 0.0 | 1 | 50 | 50t | 1 | 7 | 0 | 0 | 0 |
| **TOTALS** | | **63** | **22** | **149** | **120** | **29** | **0.0** | **0.0** | **2** | **70** | **50t** | **2** | **21** | **0** | **0** | **0** |

**Additional Statistics:**
**Special Teams Tackles – 17**: 2014 (6); 2015 (6); 2016 (4); 2017 (1)
**Special Teams Fumble Recoveries – 2:** 2015 (2)
**Blocked Field Goals – 1:** 2015 (1)
**Punt Returns – 1:** 2016 (1)
**Punt Return Yards – 25:** 2016 (25)

**Milestones:**
**NFL Debut:** at Dal. (9/7/14); **First Start:** at Sea. (12/14/14); **First INT:** at StL (10/13/14 – QB Austin Davis); **First INT Returned for a TD:** at StL (10/13/14 – QB Austin Davis – 20 yds.)

## JOHNSON'S CAREER HIGHS

**Total Tackles:** 9 at Ind. (10/8/17)
**Solo:** 8 at Ind. (10/8/17)
**Assists:** 3 vs. Arz. (12/28/14)
**Interceptions:** 1 (2 times) Last vs. Jax. (12/24/17)
**Passes Defensed:** 2 (5 times) Last at Arz. (10/1/17)

## JOHNSON'S TRANSACTIONS

Originally the second of two 4th–round (129th overall) draft choices by SF in 2014.

## 2016

- Appeared in 15 games and totaled 11 tackles and 3 PDs while adding 4 special teams tackles.

## 2015

- Appeared in all 16 games (3 starts) for the 2nd consecutive season and totaled 31 tackles with 5 PDs.
- Tied his career high with 7 tackles and 2 PDs vs. Atl. (11/8).

## 2014

- Played in 16 games (3 starts) and registered 21 tackles, 1 INT, which was returned for a TD, and 6 PDs.
- Picked off Rams QB Austin Davis late in the 4th qtr. and returned it 20 yds. for a TD, sealing the victory at StL (10/13). It marked Johnson's 1st career INT and TD and he became only the 7th rookie in franchise history to accomplish that feat, and 1st since CB Jason Webster in 2000 [70 yds. vs. Atl. (11/19/00)].
- Broke up a pass by Giants QB Eli Manning late in the 4th qtr. at the goal line that was intercepted by LB Chris Borland at NYG (11/16).

## COLLEGE

Played in 50 games (28 starts) and totaled 217 tackles, 3 INTs, 4.0 sacks, 2 FFs, 10 PDs and 7.5 TFLs for the Wolfpack. As a senior, started all 12 games, registered 82 tackles, 3 INTs, 1 FF and 2 PDs. In 2012, started all 13 games, and recorded 80 tackles, 1.0 sack, 1 FF, 4.5 TFLs and 4 PDs. As a sophomore, played in 13 games (2 starts), and notched 30 tackles, 3.0 sacks, 3 TFLs and 3 PDs. In 2010, played in 12 games (1 start), and tallied 25 tackles and 1 PD.

## PERSONAL

- Graduated with a degree in sport management at North Carolina State.
- Attended Pennington Prep (NJ) HS, where he earned first-team New Jersey all-area honors.
- Was a member of the Pack's Pact Program at North Carolina State, which encourages campus leadership and networking.
- Born Dontae Tyron Johnson (12/1/91) in Pennington, NJ.

## INJURY REPORT

**2016:** Inactive at LAR (12/24) with a groin injury.

## JOHNSON'S GAME-BY-GAME

**2014**

| Date | Opp | W/L | P/S | Tot | Sol | Ast | Sk | Yds | Int | Yds | PD | FF | FR | Yds |
|---|---|---|---|---|---|---|---|---|---|---|---|---|---|---|
| Sep 7 | at Dal | W | 1/0 | 2 | 1 | 1 | 0.0 | 0.0 | 0 | 0 | 2 | 0 | 0 | 0 |
| Sep 14 | Chi | L | 1/0 | 1 | 0 | 1 | 0.0 | 0.0 | 0 | 0 | 0 | 0 | 0 | 0 |
| Sep 21 | at Arz | L | 1/0 | 0 | 0 | 0 | 0.0 | 0.0 | 0 | 0 | 0 | 0 | 0 | 0 |
| Sep 28 | Phi | W | 1/0 | 0 | 0 | 0 | 0.0 | 0.0 | 0 | 0 | 0 | 0 | 0 | 0 |
| Oct 5 | KC | W | 1/0 | 0 | 0 | 0 | 0.0 | 0.0 | 0 | 0 | 0 | 0 | 0 | 0 |
| Oct 13 | at StL | W | 1/0 | 0 | 0 | 0 | 0.0 | 0.0 | 1 | 20t | 1 | 0 | 0 | 0 |
| Oct 19 | at Den | L | 1/0 | 2 | 1 | 1 | 0.0 | 0.0 | 0 | 0 | 0 | 0 | 0 | 0 |
| Nov 2 | StL | L | 1/0 | 0 | 0 | 0 | 0.0 | 0.0 | 0 | 0 | 0 | 0 | 0 | 0 |
| Nov 9 | at NO | W | 1/0 | 0 | 0 | 0 | 0.0 | 0.0 | 0 | 0 | 0 | 0 | 0 | 0 |
| Nov 16 | at NYG | W | 1/0 | 4 | 2 | 2 | 0.0 | 0.0 | 0 | 0 | 1 | 0 | 0 | 0 |
| Nov 23 | Was | W | 1/0 | 0 | 0 | 0 | 0.0 | 0.0 | 0 | 0 | 0 | 0 | 0 | 0 |
| Nov 27 | Sea | L | 1/0 | 0 | 0 | 0 | 0.0 | 0.0 | 0 | 0 | 0 | 0 | 0 | 0 |
| Dec 7 | at Oak | L | 1/0 | 7 | 5 | 2 | 0.0 | 0.0 | 0 | 0 | 0 | 0 | 0 | 0 |
| Dec 14 | at Sea | L | 1/1 | 4 | 3 | 1 | 0.0 | 0.0 | 0 | 0 | 1 | 0 | 0 | 0 |
| Dec 20 | SD | L | 1/1 | 4 | 3 | 1 | 0.0 | 0.0 | 0 | 0 | 0 | 0 | 0 | 0 |
| Dec 28 | Arz | W | 1/1 | 7 | 4 | 3 | 0.0 | 0.0 | 0 | 0 | 1 | 0 | 0 | 0 |
| **TOTALS** | | | **16/3** | **31** | **19** | **12** | **0.0** | **0.0** | **1** | **20t** | **6** | **0** | **0** | **0** |

**2015**

| Date | Opp | W/L | P/S | Tot | Sol | Ast | Sk | Yds | Int | Yds | PD | FF | FR | Yds |
|---|---|---|---|---|---|---|---|---|---|---|---|---|---|---|
| Sep 14 | Min | W | 1/0 | 4 | 3 | 1 | 0.0 | 0.0 | 0 | 0 | 0 | 0 | 0 | 0 |
| Sep 20 | at Pit | L | 1/0 | 1 | 1 | 0 | 0.0 | 0.0 | 0 | 0 | 0 | 0 | 0 | 0 |
| Sep 27 | at Arz | L | 1/0 | 2 | 1 | 1 | 0.0 | 0.0 | 0 | 0 | 2 | 0 | 0 | 0 |
| Oct 4 | GB | L | 1/0 | 0 | 0 | 0 | 0.0 | 0.0 | 0 | 0 | 0 | 0 | 0 | 0 |
| Oct 11 | at NYG | L | 1/0 | 0 | 0 | 0 | 0.0 | 0.0 | 0 | 0 | 0 | 0 | 0 | 0 |
| Oct 18 | Bal | W | 1/0 | 0 | 0 | 0 | 0.0 | 0.0 | 0 | 0 | 0 | 0 | 0 | 0 |
| Oct 22 | Sea | L | 1/0 | 0 | 0 | 0 | 0.0 | 0.0 | 0 | 0 | 0 | 0 | 0 | 0 |
| Nov 1 | at StL | L | 1/0 | 0 | 0 | 0 | 0.0 | 0.0 | 0 | 0 | 0 | 0 | 0 | 0 |
| Nov 8 | Atl | W | 1/1 | 7 | 6 | 1 | 0.0 | 0.0 | 0 | 0 | 2 | 0 | 0 | 0 |
| Nov 22 | at Sea | L | 1/0 | 2 | 1 | 1 | 0.0 | 0.0 | 0 | 0 | 0 | 0 | 0 | 0 |
| Nov 29 | Arz | L | 1/0 | 3 | 2 | 1 | 0.0 | 0.0 | 0 | 0 | 0 | 0 | 0 | 0 |
| Dec 6 | at Chi | W | 1/0 | 0 | 0 | 0 | 0.0 | 0.0 | 0 | 0 | 0 | 0 | 0 | 0 |
| Dec 13 | at Cle | L | 1/0 | 1 | 0 | 1 | 0.0 | 0.0 | 0 | 0 | 0 | 0 | 0 | 0 |
| Dec 20 | Cin | L | 1/0 | 1 | 1 | 0 | 0.0 | 0.0 | 0 | 0 | 0 | 0 | 0 | 0 |
| Dec 27 | at Det | L | 1/1 | 5 | 4 | 1 | 0.0 | 0.0 | 0 | 0 | 1 | 0 | 0 | 0 |
| Jan 3 | StL | W | 1/1 | 5 | 4 | 1 | 0.0 | 0.0 | 0 | 0 | 0 | 0 | 0 | 0 |
| **TOTALS** | | | **16/3** | **31** | **23** | **8** | **0.0** | **0.0** | **0** | **0** | **5** | **0** | **0** | **0** |

**2016**

| Date | Opp | W/L | P/S | Tot | Sol | Ast | Sk | Yds | Int | Yds | PD | FF | FR | Yds |
|---|---|---|---|---|---|---|---|---|---|---|---|---|---|---|
| Sep 12 | LAR | W | 1/0 | 1 | 1 | 0 | 0.0 | 0.0 | 0 | 0 | 1 | 0 | 0 | 0 |
| Sep 18 | at Car | L | 1/0 | 0 | 0 | 0 | 0.0 | 0.0 | 0 | 0 | 0 | 0 | 0 | 0 |
| Sep 25 | at Sea | L | 1/0 | 0 | 0 | 0 | 0.0 | 0.0 | 0 | 0 | 0 | 0 | 0 | 0 |
| Oct 2 | Dal | L | 1/0 | 0 | 0 | 0 | 0.0 | 0.0 | 0 | 0 | 0 | 0 | 0 | 0 |
| Oct 6 | Arz | L | 1/0 | 0 | 0 | 0 | 0.0 | 0.0 | 0 | 0 | 0 | 0 | 0 | 0 |
| Oct 16 | at Buf | L | 1/0 | 0 | 0 | 0 | 0.0 | 0.0 | 0 | 0 | 0 | 0 | 0 | 0 |
| Oct 23 | TB | L | 1/0 | 0 | 0 | 0 | 0.0 | 0.0 | 0 | 0 | 0 | 0 | 0 | 0 |
| Nov 6 | NO | L | 1/0 | 0 | 0 | 0 | 0.0 | 0.0 | 0 | 0 | 0 | 0 | 0 | 0 |
| Nov 13 | at Arz | L | 1/0 | 1 | 1 | 0 | 0.0 | 0.0 | 0 | 0 | 0 | 0 | 0 | 0 |
| Nov 20 | NE | L | 1/0 | 0 | 0 | 0 | 0.0 | 0.0 | 0 | 0 | 0 | 0 | 0 | 0 |
| Nov 27 | at Mia | L | 1/0 | 2 | 1 | 1 | 0.0 | 0.0 | 0 | 0 | 0 | 0 | 0 | 0 |
| Dec 4 | at Chi | L | 1/0 | 0 | 0 | 0 | 0.0 | 0.0 | 0 | 0 | 0 | 0 | 0 | 0 |
| Dec 11 | NYJ | L | 1/0 | 2 | 2 | 0 | 0.0 | 0.0 | 0 | 0 | 0 | 0 | 0 | 0 |
| Dec 18 | at Atl | L | 1/0 | 1 | 1 | 0 | 0.0 | 0.0 | 0 | 0 | 0 | 0 | 0 | 0 |
| Dec 24 | at LAR | W | – | – | INACTIVE (Groin) | | | | – | – | – | – | – | – |
| Jan 1 | Sea | L | 1/0 | 4 | 4 | 0 | 0.0 | 0.0 | 0 | 0 | 2 | 0 | 0 | 0 |
| **TOTALS** | | | **15/0** | **11** | **10** | **1** | **0.0** | **0.0** | **0** | **0** | **3** | **0** | **0** | **0** |

# CHRIS JONES

DL » 6-1 » 293 » BOWLING GREEN STATE

7.12.90 » BROWNSBURG, IN » BROWNSBURG HS, BROWNSBURG, IN » 4TH YEAR » ACQUIRED WAI IN '16 - MIA

## AWARDS & HONORS

**2014:** AFC Special Teams Player of the Week (Week 7)

## GOLDMINE

- Jones had an early introduction to how tough the NFL can be. Taken behind 37 other defensive linemen in the 2013 NFL Draft, he was cut by two teams over a span of just 11 days. After selecting him in the sixth round with the 198th overall pick, the Houston Texans cut Jones on 8/31/13. Jones signed with the Tampa Bay Buccaneers on 9/1/13 but lasted only 10 days, as the Buccaneers released him on 9/10/13. Rather than be deterred by these early disappointments, Jones maintained a positive outlook when he signed with the Patriots on 9/11/13, and it has paid off in a big way. Thrust into a starting role after key injuries to the defensive line, Jones finished his rookie season with an AFC-rookie best six sacks.

## JONES' GOLDEN NUGGETS

- Originally claimed off waivers by SF on 11/8/16 after appearing in seven games for Miami, he went on to start the final 6 games of the 2016 season for the 49ers.
- Led all AFC rookies with 6.0 sacks in 2013 as a member of the New England Patriots.
- Appeared in 50 games (43 starts) during his four-year career at Bowling Green State and was named the Mid-Atlantic Conference Player of the Year as a senior in 2012.

## JONES' CAREER STATISTICS

| | | | | TACKLES | | | | | INTERCEPTIONS | | | | | FUMBLES | | |
|---|---|---|---|---|---|---|---|---|---|---|---|---|---|---|---|---|
| YEAR | TEAM | GP | GS | TOT | SOL | AST | SACKS | YDS | INT | YDS | LG | TD | PD | FF | FR | YDS |
| 2013 | NE | 13 | 11 | 56 | 39 | 17 | 6.0 | 42.0 | 0 | 0 | – | 0 | 0 | 0 | 0 | 0 |
| 2014 | NE | 15 | 12 | 27 | 17 | 10 | 3.0 | 17.5 | 0 | 0 | – | 0 | 0 | 0 | 0 | 0 |
| 2015 | NE | – | – | RESERVE/PHYSICALLY UNABLE TO PERFORM | | | | | – | – | – | – | – | – | – | – |
| 2016 | MIA/SF | 13 | 6 | 27 | 19 | 8 | 0.0 | 0.0 | 0 | 0 | – | 0 | 0 | 0 | 0 | 0 |
| 2017 | SF | – | – | – | INJURED RESERVE (Core) | | | – | – | – | – | – | – | – | – | – |
| **TOTALS** | | **41** | **29** | **110** | **75** | **35** | **9.0** | **59.5** | **0** | **0** | **–** | **0** | **0** | **0** | **0** | **0** |

**PLAYOFFS**

| | | | | TACKLES | | | | | INTERCEPTIONS | | | | | FUMBLES | | |
|---|---|---|---|---|---|---|---|---|---|---|---|---|---|---|---|---|
| YEAR | TEAM | GP | GS | TOT | SOL | AST | SACKS | YDS | INT | YDS | LG | TD | PD | FF | FR | YDS |
| 2013 | NE | 2 | 2 | 7 | 5 | 2 | 1.0 | 5.0 | 0 | 0 | – | 0 | 0 | 0 | 0 | 0 |
| 2014 | NE | 2 | 0 | 2 | 1 | 1 | 0.0 | 0.0 | 0 | 0 | – | 0 | 0 | 0 | 0 | 0 |
| **TOTALS** | | **4** | **2** | **9** | **6** | **3** | **1.0** | **5.0** | **0** | **0** | **–** | **0** | **0** | **0** | **0** | **0** |

**Additional Statistics:**
**Blocked Field Goal – 1:** 2014 (1)
**Blocked PAT – 1:** 2016 (1)

**Milestones:**
**NFL Debut:** at Atl. (9/29/13); **First Start:** vs. NO (10/13/13); **First Sack:** at Cin. (10/6/13 – QB Andy Dalton); **First Blocked FG:** vs. NYJ (10/16/14 – K Nick Folk); **First Blocked PAT:** vs. Sea. (1/1/17 – K Steven Hauschka)

## JONES' CAREER HIGHS

**Total Tackles:** 10 vs. Den. (11/24/13); Playoffs – 4 vs. Ind. (1/11/14)
**Solo:** 7 vs. Den. (11/24/13); Playoffs – 3 at Den. (1/19/14)
**Assists:** 4 at NYJ (10/20/13); Playoffs – 2 vs. Ind. (1/11/14)
**Sacks:** 2.0 at NYJ (10/20/13); Playoffs – 1.0 vs. Ind. (1/11/14)

## JONES' TRANSACTIONS

Originally a 6th–round (198th overall) draft choice by Hou. in 2013...Waived by Hou. on 8/31/13...Claimed off waivers by TB on 9/1/13...Waived by TB on 9/10/13...Claimed off waivers by NE on 9/11/13...Placed on the Physically Unable to Perform List on 9/1/15...Activated from the Physically Unable to Perform List on 2/8/16...Waived by NE on 4/15/16...Signed by Mia. on 4/18/16...Waived by Mia. on 9/3/16...Signed by Mia. on 9/14/16...Waived by Mia. on 11/7/16...Claimed off waivers by SF on 11/8/16...Signed a one–year deal with SF on 3/16/17...Placed on the Injured Reserve List on 9/2/17.

## 2016 (MIAMI/SAN FRANCISCO)

- Claimed off waivers from Miami on 11/8 and totaled 21 tackles over the final 6 games.
- Part of a 49ers defense that allowed 177 net yds. (99 rush, 78 pass) at LAR (12/24), the fewest given up by the 49ers defense in a single game since 11/19/12 vs. Chi. (143; 85 rush, 58 pass).
- Blocked a PAT attempt of K Steven Hauschka vs. Sea. (1/1), marking the 1st blocked PAT of his career and the 49ers 2nd blocked PAT attempts of the season [LB Ahmad Brooks blocked a PAT attempts by K Graham Gano at Car. (9/18/16)].

## 2015 (NEW ENGLAND)

- Placed on the Reserve/Physically Unable to Perform List on 9/1 where he spent the entire season.

## 2014 (NEW ENGLAND)

- Appeared in 15 regular season games (12 starts) and registered 27 tackles and 3.0 sacks. Saw action in two of three playoff games and recorded 2 tackles.
- Registered 3 tackles and 1.0 sack vs. Cin. (10/6), taking down QB Andy Dalton for an 8-yd. loss.
- Recorded his 1st career FG block vs. NYJ (10/16), blocking a 58-yd. FGA by Jets K Nick Folk as time expired to earn AFC Special Teams Player of the Week honors.
- Sacked Packers QB Aaron Rodgers for a 5-yd. loss at GB (11/30).

## 2013 (NEW ENGLAND)

- Appeared in 13 games (11 starts) and recorded 56 tackles with an AFC-rookie best 6.0 sacks. Started both playoff games and registered 7 tackles with 1.0 sack.
- Notched 4 tackles and the 1st 1.5 sacks of his NFL career at Cin. (10/6).
- Recorded 9 tackles and a career-high 2.0 sacks at NYJ (10/20), twice taking down Jets QB Geno Smith.
- Started his 1st playoff game vs. Ind. (1/11/14) and registered his 1st career playoff sack, taking down Colts QB Andrew Luck for a 5-yd. loss.

## COLLEGE

A four-year letterman, appeared in 50 games (43 starts) during his career at Bowling Green State (2009-12). Recorded a total of 157 tackles, 28.0 sacks, 46 TFLs, 6 FFs, 5 FRs and 2 PDs during his four years as a Falcon. As a senior, started all 13 games and was named the Mid-American Conference Player of the Year and First-Team All-MAC after registering 42 tackles, 12.5 sacks, 19 TFLs, 2 FFs and 1 FR. In 2011, started all 12 games and was named First-Team All-MAC after recording 47 tackles, 8.5 sacks, 14 TFLs and 3 FFs. Started all 12 games as a sophomore and was named Third-Team All-MAC after registering 39 tackles, 6.0 sacks, 11 TFLs and 1 FF. Saw action in all 13 games in 2009 as a true freshman, making six starts and finishing with 29 tackles, 1.0 sack and 2.5 TFLs.

## PERSONAL

- Majored in exercise science.
- Attended Brownsburg (IN) HS, where he earned all-state honors as a senior after recording 7.0 sacks and 10 TFLs.
- Married to his wife, Angela, as the couple has two sons, Maverick and Cavanaugh.
- Born Christopher Dwightstone Jones (Brownsburg, IN) on 7/12/90.

## INJURY REPORT

**2015:** Placed on the Reserve/Physically Unable to Perform List with a calf injury on 9/1.

**2017:** Placed on the Injured Reserve List on 9/2 with a core injury.

# JONES' GAME-BY-GAME

**2013 (New England)**

| Date | Opp | W/L | P/S | Tot | Sol | Ast | Sk | Yds | Int | Yds | PD | FF | FR | Yds |
|---|---|---|---|---|---|---|---|---|---|---|---|---|---|---|
| CLAIMED OFF WAIVERS BY NE ON 9/11 | | | | | | | | | | | | | | |
| Sep 12 | NYJ | W | – | – | – | INACTIVE | | | – | – | – | – | – | – |
| Sep 22 | TB | W | – | – | – | INACTIVE | | | – | – | – | – | – | – |
| Sep 29 | at Atl | W | 1/0 | 1 | 1 | 0 | 0.0 | 0.0 | 0 | 0 | 0 | 0 | 0 | 0 |
| Oct 6 | at Cin | L | 1/0 | 4 | 2 | 2 | 1.5 | 13.0 | 0 | 0 | 0 | 0 | 0 | 0 |
| Oct 13 | NO | W | 1/1 | 4 | 3 | 1 | 0.0 | 0.0 | 0 | 0 | 0 | 0 | 0 | 0 |
| Oct 20 | at NYJ | L | 1/1 | 9 | 5 | 4 | 2.0 | 12.0 | 0 | 0 | 0 | 0 | 0 | 0 |
| Oct 27 | Mia | W | 1/1 | 7 | 4 | 3 | 1.5 | 11.0 | 0 | 0 | 0 | 0 | 0 | 0 |
| Nov 3 | Pit | W | 1/1 | 4 | 3 | 1 | 0.0 | 0.0 | 0 | 0 | 0 | 0 | 0 | 0 |
| Nov 18 | at Car | L | 1/1 | 1 | 1 | 0 | 0.0 | 0.0 | 0 | 0 | 0 | 0 | 0 | 0 |
| Nov 24 | Den | W | 1/1 | 10 | 7 | 3 | 0.0 | 0.0 | 0 | 0 | 0 | 0 | 0 | 0 |
| Dec 1 | at Hou | W | 1/1 | 3 | 2 | 1 | 0.0 | 0.0 | 0 | 0 | 0 | 0 | 0 | 0 |
| Dec 8 | Cle | W | 1/1 | 2 | 2 | 0 | 0.0 | 0.0 | 0 | 0 | 0 | 0 | 0 | 0 |
| Dec 15 | at Mia | L | 1/1 | 2 | 0 | 2 | 0.0 | 0.0 | 0 | 0 | 0 | 0 | 0 | 0 |
| Dec 22 | at Bal | W | 1/1 | 5 | 4 | 1 | 0.0 | 0.0 | 0 | 0 | 0 | 0 | 0 | 0 |
| Dec 29 | Buf | W | 1/1 | 4 | 4 | 0 | 1.0 | 6.0 | 0 | 0 | 0 | 0 | 0 | 0 |
| **TOTALS** | | | **13/11** | **56** | **39** | **17** | **6.0** | **42.0** | **0** | **0** | **0** | **0** | **0** | **0** |

**2013 Postseason (New England)**

| Date | Opp | W/L | P/S | Tot | Sol | Ast | Sk | Yds | Int | Yds | PD | FF | FR | Yds |
|---|---|---|---|---|---|---|---|---|---|---|---|---|---|---|
| Jan 11 | Ind | W | 1/1 | 4 | 2 | 2 | 1.0 | 5.0 | 0 | 0 | 0 | 0 | 0 | 0 |
| Jan 19 | at Den | L | 1/1 | 3 | 3 | 0 | 0.0 | 0.0 | 0 | 0 | 0 | 0 | 0 | 0 |
| **TOTALS** | | | **2/2** | **7** | **5** | **2** | **1.0** | **5.0** | **0** | **0** | **0** | **0** | **0** | **0** |

**2014 (New England)**

| Date | Opp | W/L | P/S | Tot | Sol | Ast | Sk | Yds | Int | Yds | PD | FF | FR | Yds |
|---|---|---|---|---|---|---|---|---|---|---|---|---|---|---|
| Sep 7 | at Mia | L | – | – | – | INACTIVE | | | – | – | – | – | – | – |
| Sep 14 | at Min | W | 1/1 | 1 | 0 | 1 | 0.0 | 0.0 | 0 | 0 | 0 | 0 | 0 | 0 |
| Sep 21 | Oak | W | 1/0 | 5 | 2 | 3 | 0.0 | 0.0 | 0 | 0 | 0 | 0 | 0 | 0 |
| Sep 29 | at KC | L | 1/1 | 2 | 1 | 1 | 0.5 | 4.0 | 0 | 0 | 0 | 0 | 0 | 0 |
| Oct 5 | Cin | W | 1/1 | 3 | 1 | 2 | 1.0 | 8.0 | 0 | 0 | 0 | 0 | 0 | 0 |
| Oct 12 | at Buf | W | 1/1 | 3 | 2 | 1 | 0.0 | 0.0 | 0 | 0 | 0 | 0 | 0 | 0 |
| Oct 16 | NYJ | W | 1/1 | 2 | 2 | 0 | 0.0 | 0.0 | 0 | 0 | 0 | 0 | 0 | 0 |
| Oct 26 | Chi | W | 1/1 | 1 | 0 | 1 | 0.0 | 0.0 | 0 | 0 | 0 | 0 | 0 | 0 |
| Nov 2 | Den | W | 1/1 | 0 | 0 | 0 | 0.0 | 0.0 | 0 | 0 | 0 | 0 | 0 | 0 |
| Nov 16 | at Ind | W | 1/1 | 0 | 0 | 0 | 0.0 | 0.0 | 0 | 0 | 0 | 0 | 0 | 0 |
| Nov 23 | Det | W | 1/1 | 1 | 1 | 0 | 0.0 | 0.0 | 0 | 0 | 0 | 0 | 0 | 0 |
| Nov 30 | at GB | L | 1/1 | 2 | 2 | 0 | 1.0 | 5.0 | 0 | 0 | 0 | 0 | 0 | 0 |
| Dec 7 | at SD | W | 1/1 | 3 | 2 | 1 | 0.5 | 0.5 | 0 | 0 | 0 | 0 | 0 | 0 |
| Dec 14 | Mia | W | 1/1 | 1 | 1 | 0 | 0.0 | 0.0 | 0 | 0 | 0 | 0 | 0 | 0 |
| Dec 21 | at NYJ | W | 1/0 | 1 | 1 | 0 | 0.0 | 0.0 | 0 | 0 | 0 | 0 | 0 | 0 |
| Dec 28 | Buf | L | 1/0 | 2 | 2 | 0 | 0.0 | 0.0 | 0 | 0 | 0 | 0 | 0 | 0 |
| **TOTALS** | | | **15/12** | **27** | **17** | **10** | **3.0** | **17.5** | **0** | **0** | **0** | **0** | **0** | **0** |

**2014 Postseason (New England)**

| Date | Opp | W/L | P/S | Tot | Sol | Ast | Sk | Yds | Int | Yds | PD | FF | FR | Yds |
|---|---|---|---|---|---|---|---|---|---|---|---|---|---|---|
| Jan 10 | Bal | W | 1/0 | 2 | 1 | 1 | 0.0 | 0.0 | 0 | 0 | 0 | 0 | 0 | 0 |
| Jan 18 | Ind | W | – | – | – | INACTIVE | | | – | – | – | – | – | – |
| Feb 1 | Sea | W | 1/0 | 0 | 0 | 0 | 0.0 | 0.0 | 0 | 0 | 0 | 0 | 0 | 0 |
| **TOTALS** | | | **2/0** | **2** | **1** | **1** | **0.0** | **0.0** | **0** | **0** | **0** | **0** | **0** | **0** |

**2015 (New England)**

| Date | Opp | W/L | P/S | Tot | Sol | Ast | Sk | Yds | Int | Yds | PD | FF | FR | Yds |
|---|---|---|---|---|---|---|---|---|---|---|---|---|---|---|
| PLACED ON THE RESERVE/PUP LIST ON 9/1 | | | | | | | | | | | | | | |
| **TOTALS** | | | **0/0** | **0** | **0** | **0** | **0.0** | **0.0** | **0** | **0** | **0** | **0** | **0** | **0** |

**2016 (Miami/San Francisco)**

| Date | Opp | W/L | P/S | Tot | Sol | Ast | Sk | Yds | Int | Yds | PD | FF | FR | Yds |
|---|---|---|---|---|---|---|---|---|---|---|---|---|---|---|
| SIGNED BY MIA ON 9/14 | | | | | | | | | | | | | | |
| Sep 18 | at NE | L | 1/0 | 3 | 1 | 2 | 0.0 | 0.0 | 0 | 0 | 0 | 0 | 0 | 0 |
| Sep 25 | Cle | W | 1/0 | 2 | 2 | 0 | 0.0 | 0.0 | 0 | 0 | 0 | 0 | 0 | 0 |
| Sep 29 | at Cin | L | 1/0 | 0 | 0 | 0 | 0.0 | 0.0 | 0 | 0 | 0 | 0 | 0 | 0 |
| Oct 9 | Ten | L | 1/0 | 0 | 0 | 0 | 0.0 | 0.0 | 0 | 0 | 0 | 0 | 0 | 0 |
| Oct 16 | Pit | W | 1/0 | 0 | 0 | 0 | 0.0 | 0.0 | 0 | 0 | 0 | 0 | 0 | 0 |
| Oct 23 | Buf | W | 1/0 | 1 | 1 | 0 | 0.0 | 0.0 | 0 | 0 | 0 | 0 | 0 | 0 |
| Nov 6 | NYJ | W | 1/0 | 0 | 0 | 0 | 0.0 | 0.0 | 0 | 0 | 0 | 0 | 0 | 0 |
| WAIVED BY MIA ON 11/7 | | | | | | | | | | | | | | |
| CLAIMED OFF WAIVERS BY SF ON 11/8 | | | | | | | | | | | | | | |
| Nov 13 | at Arz | L | – | – | INACTIVE | | | – | – | – | – | – | – | – |
| Nov 20 | NE | L | – | – | INACTIVE | | | – | – | – | – | – | – | – |
| Nov 27 | at Mia | L | 1/1 | 2 | 1 | 1 | 0.0 | 0.0 | 0 | 0 | 0 | 0 | 0 | 0 |
| Dec 4 | at Chi | L | 1/1 | 4 | 3 | 1 | 0.0 | 0.0 | 0 | 0 | 0 | 0 | 0 | 0 |
| Dec 11 | NYJ | L | 1/1 | 4 | 3 | 1 | 0.0 | 0.0 | 0 | 0 | 0 | 0 | 0 | 0 |
| Dec 18 | at Atl | L | 1/1 | 2 | 2 | 0 | 0.0 | 0.0 | 0 | 0 | 0 | 0 | 0 | 0 |
| Dec 24 | at LAR | W | 1/1 | 6 | 4 | 2 | 0.0 | 0.0 | 0 | 0 | 0 | 0 | 0 | 0 |
| Jan 1 | Sea | L | 1/1 | 3 | 2 | 1 | 0.0 | 0.0 | 0 | 0 | 0 | 0 | 0 | 0 |
| **TOTALS** | | | **13/6** | **27** | **19** | **8** | **0.0** | **0.0** | **0** | **0** | **0** | **0** | **0** | **0** |

# D.J. JONES

**93**

DL » 6-0 » 321 » MISSISSIPPI

1.19.95 » PIEDMONT, SC » WREN HS, PIEDMONT, SC » ROOKIE » ACQUIRED D-6A IN '17

## 2017 HIGHLIGHTS

- Played in 9 games and registered 10 tackles, including a career-high 4 tackles vs. Dal. (10/22).

## GOLDMINE

- During the 2017 offseason, Jones took on the role of weatherman for FOX Carolina News. He even sounded the part, speaking of a hot day, "Drink water. Get some fluids in you."
- Jones transferred to Ole Miss following two seasons (2013-14) at East Mississippi Community College (Scooba, MS), the school that was featured in the 2016 Netflix documentary "Last Chance U". During his two seasons in Scooba, Jones helped lead EMCC to a 24-0 record and back-to-back NJCAA National Championships. Prior to transferring, Jones was listed as the No. 3 junior college prospect in the country by 247sports.com and ESPN.com.
- After transferring, Jones immediately became one of the strongest Rebels. According to NFL.com, he benched 440 pounds, squatted 650 pounds and had a max clean of 330 pounds when he finished his time at East Mississippi Community College.

## JONES' GOLDEN NUGGETS

- Jones transferred to Ole Miss following two seasons (2013-14) at East Mississippi Community College (Scooba, MS), the school that was featured in the 2016 Netflix documentary "Last Chance U".
- After playing in every game of his junior season with the Rebels, Jones earned the Jeff Hamm Memorial Award as the Rebels' most improved defensive player in the spring of 2016.

## JONES' GAME-BY-GAME

**2017**

| Date | Opp | W/L | P/S | Tot | Sol | Ast | Sk | Yds | Int | Yds | PD | FF | FR | Yds |
|---|---|---|---|---|---|---|---|---|---|---|---|---|---|---|
| Sep 10 | Car | L | 1/0 | 1 | 1 | 0 | 0.0 | 0.0 | 0 | 0 | 0 | 0 | 0 | 0 |
| Sep 17 | at Sea. | L | 1/0 | 1 | 1 | 0 | 0.0 | 0 | 0 | 0 | 1 | 0 | 0 | 0 |
| Sep 21 | LAR | L | 1/0 | 0 | 0 | 0 | 0.0 | 0 | 0 | 0 | 0 | 0 | 0 | 0 |
| Oct 1 | at Arz | L | 1/0 | 0 | 0 | 0 | 0.0 | 0 | 0 | 0 | 0 | 0 | 0 | 0 |
| Oct 8 | at Ind | L | 1/0 | 2 | 0 | 2 | 0.0 | 0 | 0 | 0 | 0 | 0 | 0 | 0 |
| Oct 15 | at Was | L | 1/0 | 2 | 2 | 0 | 0.0 | 0 | 0 | 0 | 0 | 0 | 0 | 0 |
| Oct 22 | Dal | L | 1/0 | 4 | 4 | 0 | 0.0 | 0 | 0 | 0 | 0 | 0 | 0 | 0 |
| Oct 29 | at Phi | L | 1/0 | 0 | 0 | 0 | 0.0 | 0 | 0 | 0 | 0 | 0 | 0 | 0 |
| Nov 5 | Arz | L | – | – | INACTIVE (Knee) | | | | – | – | – | – | – | – |
| Nov 12 | NYG | W | 1/0 | 0 | 0 | 0 | 0.0 | 0 | 0 | 0 | 0 | 0 | 0 | 0 |
| Nov 26 | Sea | L | – | – | INACTIVE | | | – | – | – | – | – | – | – |
| Dec 3 | at Chi | W | – | – | INACTIVE | | | – | – | – | – | – | – | – |
| Dec 10 | at Hou | W | – | – | INACTIVE | | | – | – | – | – | – | – | – |
| Dec 17 | Ten | W | – | – | INACTIVE | | | – | – | – | – | – | – | – |
| Dec 24 | Jax | W | – | – | INACTIVE | | | – | – | – | – | – | – | – |
| Dec 31 | at LAR | W | – | – | INACTIVE | | | – | – | – | – | – | – | – |
| **TOTALS** | | | **9/0** | **10** | **8** | **2** | **0.0** | **0** | **0** | **0** | **1** | **0** | **0** | **0** |

## JONES' CAREER STATISTICS

| | | | | TACKLES | | | | | INTERCEPTIONS | | | | | FUMBLES | | |
|---|---|---|---|---|---|---|---|---|---|---|---|---|---|---|---|---|
| YEAR | TEAM | GP | GS | TOT | SOL | AST | SACKS | YDS | INT | YDS | LG | TD | PD | FF | FR | YDS |
| 2017 | SF | 9 | 0 | 10 | 8 | 2 | 0.0 | 0.0 | 0 | 0 | – | 0 | 1 | 0 | 0 | 0 |
| **TOTALS** | | **9** | **0** | **10** | **8** | **2** | **0.0** | **0.0** | **0** | **0** | **–** | **0** | **1** | **0** | **0** | **0** |

**Milestones:**
**NFL Debut:** vs. Car. (9/10/17)

## JONES' CAREER HIGHS

**Total Tackles:** 4 vs. Dal. (10/22/17)
**Solo:** 4 vs. Dal. (10/22/17)
**Assists:** 2 at Ind. (10/8/17)
**Passes Defensed:** 1 at Sea. (9/17/17)

## JONES' TRANSACTIONS

Originally the first of two 6th–round (198th overall) draft choices by SF in 2017.

## COLLEGE

In two seasons at Ole Miss, played in 25 games (15 starts) and registered 70 tackles, 6.0 sacks, 8.5 TFLs, 1 INT, 1 FF, 1 FR and 1 PD. In 2016, started all 12 games and tallied 30 tackles, 2.0 sacks, 3.0 TFLs, 1 INT and 1 FR. As a junior, played in 13 games (3 starts) and notched 40 tackles, 4.0 sacks, 5.5 TFLs and 1 FF. Began his collegiate career at East Mississippi Community College in Scooba, MS. A two-year starter, helped guide East Mississippi to a 24-0 record and two NJCAA national championships. As a sophomore, earned MACJC all-region and all-state honors. Played in 12 games and recorded 29 tackles, 4.0 sacks, 8.5 TFLs and 2 FFs. In 2013, played in 12 games and registered 49 tackles, 8.0 sacks, 5.0 TFLs and 1 FF.

## PERSONAL

- Attended Wren (Piedmont, SC) HS, and was a Shrine Bowl of the Carolinas participant as a senior.
- Also played basketball and threw discus and shot put on the track & field team.
- Born David Oliver Jones (1/19/95) in Piedmont, SC.
- Majored in general studies.

## INJURY REPORT

**2017:** Inactive for vs. Arz. (11/5) with a knee injury.

# DON JONES

DB » 5-11 » 195 » ARKANSAS STATE

5.14.90 » TOWN CREEK, AL » HAZLEWOOD HS, TOWN CREEK, AL » 5TH YEAR » ACQUIRED FA IN '17

## AWARDS & HONORS

**2013:** PFWA All-Rookie Team

## GOLDMINE

- In 2016, Jones teamed up with the Gearing Towards Greatness Foundation, a non-profit organization that promotes fitness and health in his hometown of Town Creek, AL, to hold the Don Jones Inaugural Football Camp.

## JONES' GOLDEN NUGGETS

- Jones spent his 2009 season as a running back at Arkansas State University. After transferring to Mississippi Gulf Coast Community College for the 2010 season, he returned to Arkansas State and made the position switch to safety for the following two seasons (2011-12).
- Has made his name as a special teams ace, recording 40 special teams tackles during his four-year NFL career.
- Was named to the 2013 All-Rookie team by the Pro Football Writers of America for his work on special teams. He finished the season with a team-high 11 tackles and 1 FF on special teams for the Dolphins.

## GOLDMINE (CONTINUED)

- Jones is part of an athletic family, as his sister, Amber, played basketball at UAB for four seasons (2009-13) and professionally overseas in Romania.
- In the summer of 2016, Jones completed an internship at the Cleveland Municipal Court. In his role, Jones shadowed different probation officers, listening to advice given to troubled youth, while adding his own personal experiences.

## JONES' CAREER STATISTICS

| | | | | TACKLES | | | | | INTERCEPTIONS | | | | | FUMBLES | | |
|---|---|---|---|---|---|---|---|---|---|---|---|---|---|---|---|---|
| YEAR | TEAM | GP | GS | TOT | SOL | AST | SACKS | YDS | INT | YDS | LG | TD | PD | FF | FR | YDS |
| 2013 | MIA | 16 | 0 | 0 | 0 | 0 | 0.0 | 0.0 | 0 | 0 | – | 0 | 0 | 0 | 0 | 0 |
| 2014 | NE/MIA | 13 | 0 | 0 | 0 | 0 | 0.0 | 0.0 | 0 | 0 | – | 0 | 0 | 0 | 0 | 0 |
| 2015 | NO/CLE | 14 | 0 | 0 | 0 | 0 | 0.0 | 0.0 | 0 | 0 | – | 0 | 0 | 0 | 0 | 0 |
| 2016 | CLE/HOU | 13 | 0 | 0 | 0 | 0 | 0.0 | 0.0 | 0 | 0 | – | 0 | 0 | 0 | 0 | 0 |
| 2017 | SF | – | – | – | INJURED RESERVE (Knee) | | | – | – | – | – | – | – | – | – | – |
| **TOTALS** | | **56** | **0** | **0** | **0** | **0** | **0.0** | **0.0** | **0** | **0** | **–** | **0** | **0** | **0** | **0** | **0** |

**PLAYOFFS**

| | | | | TACKLES | | | | | INTERCEPTIONS | | | | | FUMBLES | | |
|---|---|---|---|---|---|---|---|---|---|---|---|---|---|---|---|---|
| YEAR | TEAM | GP | GS | TOT | SOL | AST | SACKS | YDS | INT | YDS | LG | TD | PD | FF | FR | YDS |
| 2016 | HOU | 2 | 0 | 0 | 0 | 0 | 0.0 | 0.0 | 0 | 0 | – | 0 | 0 | 0 | 0 | 0 |
| **TOTALS** | | **2** | **0** | **0** | **0** | **0** | **0.0** | **0.0** | **0** | **0** | **–** | **0** | **0** | **0** | **0** | **0** |

**Additional Statistics:**

**Special Teams Tackles: Regular Season – 40:** 2013 (11); 2014 (11); 2015 (6); 2016 (12); **Postseason – 2:** 2016 (2)
**Special Teams Forced Fumbles – 1:** 2013 (1)

**Milestones:**

**NFL Debut:** at Cle. (9/8/13)

## JONES' TRANSACTIONS

Originally a 7th–round (250th overall) draft choice by Mia. in 2013...Waived by Mia. on 8/31/14...Claimed off waivers by NE on 9/1/14...Waived by NE on 11/27/14...Claimed off waivers by Mia. on 11/28/14...Waived by Mia. on 9/5/15...Signed to NO practice squad on 9/5/15...Promoted to NO active roster on 9/12/15...Waived by NO on 10/13/15...Claimed off waivers by Cle. on 10/14/15...Waived by Cle. on 10/4/16...Signed by Hou. on 10/19/16...Signed a two–year deal with SF on 3/10/17...Placed on the Injured Reserve List on 9/2/17.

## 2016 (CLEVELAND/HOUSTON)

- Appeared in 13 games with Cleveland and Houston and recorded 12 special teams tackles.
- Saw action in 4 games with the Browns and registered 1 special teams tackle before being waived on 10/4.
- Signed with the Texans on 10/19 and appeared in 9 games. Tied for the team-lead with 11 special teams tackles.
- Appeared in both playoff contests for Houston, and recorded two special teams tackles vs. Oak. (1/7/17 - AFC - WC).

## 2015 (NEW ORLEANS/CLEVELAND)

- Appeared in 14 games with New Orleans and Cleveland and registered 6 special teams tackles.
- Waived by NO on 10/13 after appearing in 5 games and recording 1 special teams tackle.
- Claimed off waivers by Cle. on 10/14 and saw action in 9 games, totaling 5 special teams tackles.

## 2014 (NEW ENGLAND/MIAMI)

- Appeared in 13 games with New England and Miami and totaled 11 special teams tackles.
- Saw action in 9 games with the Patriots and recorded 6 special teams tackles before being placed on waivers on 11/27.
- Claimed off waivers by Mia. on 11/28 and registered 5 special teams tackles in 4 games to end the season.

## 2013 (MIAMI)

- Saw action in all 16 games and led the team with 11 special teams tackles.
- Made his NFL debut at Cle. (9/8).
- Forced a fumble on special teams vs. Atl. (9/22).

## COLLEGE

Spent four years (2008-09, 2011-12) at Arkansas State. Transferred to Mississippi Gulf Coast Community College for the 2010 season. As a senior, appeared in 13 games and recorded 74 tackles, 5.5 TFLs, 2 PDs and 1 INT. In 2011, saw action in 13 games and registered 54 tackles, 6.5 TFLs, 3 PDs, 1 INT and 1.0 sack. Switched from running back to safety in 2010 while at MGCCC and recorded 39 tackles and 3 TFLs in 7 games. In 2009 at Arkansas State, registered 24 atts. for 151 yds. and 2 TDs with 10 recepts. for 146 yds. and 1 TD at running back. Redshirted as a true freshman in 2008.

## PERSONAL

- Majored in interdisciplinary studies at Arkansas State.
- Attended Hazlewood (Town Creek, AL) HS, where he played running back and defensive back and rushed for 1,853 yds. and 22 TDs as a senior. Also participated in track & field and was the state champion in the 100, 200 and 400-meter events.
- Son of Don and Amberlene Jones. Has a brother, Tory, and three sisters: Amber, Lacorie and JerShica.
- Born Don Jones II (5/14/90) in Tuscumbia, AL.

## INJURY REPORT

**2014:** Inactive vs. Oak. (9/21) with a hamstring injury. Inactive vs. Min. (12/21) with a shoulder injury.

**2016:** Inactive vs. Jax. (12/18) with an illness.

**2017:** Placed on the Injured Reserve List on 9/2 with a knee injury.

# JONES' GAME-BY-GAME

**2013 (Miami)**

| Date | Opp | W/L | P/S | Tot | Sol | Ast | Sk | Yds | Int | Yds | PD | FF | FR | Yds |
|---|---|---|---|---|---|---|---|---|---|---|---|---|---|---|
| Sep 8 | at Cle | W | 1/0 | 0 | 0 | 0 | 0.0 | 0.0 | 0 | 0 | 0 | 0 | 0 | 0 |
| Sep 15 | at Ind | W | 1/0 | 0 | 0 | 0 | 0.0 | 0.0 | 0 | 0 | 0 | 0 | 0 | 0 |
| Sep 22 | Atl | W | 1/0 | 0 | 0 | 0 | 0.0 | 0.0 | 0 | 0 | 0 | 0 | 0 | 0 |
| Sep 30 | at NO | L | 1/0 | 0 | 0 | 0 | 0.0 | 0.0 | 0 | 0 | 0 | 0 | 0 | 0 |
| Oct 6 | Bal | L | 1/0 | 0 | 0 | 0 | 0.0 | 0.0 | 0 | 0 | 0 | 0 | 0 | 0 |
| Oct 20 | Buf | L | 1/0 | 0 | 0 | 0 | 0.0 | 0.0 | 0 | 0 | 0 | 0 | 0 | 0 |
| Oct 27 | at NE | L | 1/0 | 0 | 0 | 0 | 0.0 | 0.0 | 0 | 0 | 0 | 0 | 0 | 0 |
| Oct 31 | Cin | W | 1/0 | 0 | 0 | 0 | 0.0 | 0.0 | 0 | 0 | 0 | 0 | 0 | 0 |
| Nov 11 | at TB | L | 1/0 | 0 | 0 | 0 | 0.0 | 0.0 | 0 | 0 | 0 | 0 | 0 | 0 |
| Nov 17 | SD | W | 1/0 | 0 | 0 | 0 | 0.0 | 0.0 | 0 | 0 | 0 | 0 | 0 | 0 |
| Nov 24 | Car | L | 1/0 | 0 | 0 | 0 | 0.0 | 0.0 | 0 | 0 | 0 | 0 | 0 | 0 |
| Dec 1 | at NYJ | W | 1/0 | 0 | 0 | 0 | 0.0 | 0.0 | 0 | 0 | 0 | 0 | 0 | 0 |
| Dec 8 | at Pit | W | 1/0 | 0 | 0 | 0 | 0.0 | 0.0 | 0 | 0 | 0 | 0 | 0 | 0 |
| Dec 15 | NE | W | 1/0 | 0 | 0 | 0 | 0.0 | 0.0 | 0 | 0 | 0 | 0 | 0 | 0 |
| Dec 22 | at Buf | L | 1/0 | 0 | 0 | 0 | 0.0 | 0.0 | 0 | 0 | 0 | 0 | 0 | 0 |
| Dec 29 | NYJ | L | 1/0 | 0 | 0 | 0 | 0.0 | 0.0 | 0 | 0 | 0 | 0 | 0 | 0 |
| **TOTALS** | | | **16/0** | **0** | **0** | **0** | **0.0** | **0.0** | **0** | **0** | **0** | **0** | **0** | **0** |

**2014 (New England/Miami)**

| Date | Opp | W/L | P/S | Tot | Sol | Ast | Sk | Yds | Int | Yds | PD | FF | FR | Yds |
|---|---|---|---|---|---|---|---|---|---|---|---|---|---|---|
| Sep 7 | at Mia | L | 1/0 | 0 | 0 | 0 | 0.0 | 0.0 | 0 | 0 | 0 | 0 | 0 | 0 |
| Sep 14 | at Min | W | 1/0 | 0 | 0 | 0 | 0.0 | 0.0 | 0 | 0 | 0 | 0 | 0 | 0 |
| Sep 21 | Oak | W | – | INACTIVE (Hamstring) | | | | | – | – | – | – | – | – |
| Sep 29 | at KC | L | 1/0 | 0 | 0 | 0 | 0.0 | 0.0 | 0 | 0 | 0 | 0 | 0 | 0 |
| Oct 5 | Cin | W | 1/0 | 0 | 0 | 0 | 0.0 | 0.0 | 0 | 0 | 0 | 0 | 0 | 0 |
| Oct 12 | at Buf | W | 1/0 | 0 | 0 | 0 | 0.0 | 0.0 | 0 | 0 | 0 | 0 | 0 | 0 |
| Oct 16 | NYJ | W | 1/0 | 0 | 0 | 0 | 0.0 | 0.0 | 0 | 0 | 0 | 0 | 0 | 0 |
| Oct 26 | Chi | W | 1/0 | 0 | 0 | 0 | 0.0 | 0.0 | 0 | 0 | 0 | 0 | 0 | 0 |
| Nov 2 | Den | W | 1/0 | 0 | 0 | 0 | 0.0 | 0.0 | 0 | 0 | 0 | 0 | 0 | 0 |
| Nov 16 | at Ind | W | – | – | INACTIVE | | | – | – | – | – | – | – | – |
| Nov 23 | Det | W | 1/0 | 0 | 0 | 0 | 0.0 | 0.0 | 0 | 0 | 0 | 0 | 0 | 0 |
| **WAIVED BY NE ON 11/27** | | | | | | | | | | | | | | |
| **CLAIMED OFF WAIVERS BY MIA ON 11/28** | | | | | | | | | | | | | | |
| Dec 1 | at NYJ | W | 1/0 | 0 | 0 | 0 | 0.0 | 0.0 | 0 | 0 | 0 | 0 | 0 | 0 |
| Dec 7 | Bal | L | 1/0 | 0 | 0 | 0 | 0.0 | 0.0 | 0 | 0 | 0 | 0 | 0 | 0 |
| Dec 14 | at NE | L | 1/0 | 0 | 0 | 0 | 0.0 | 0.0 | 0 | 0 | 0 | 0 | 0 | 0 |
| Dec 21 | Min | W | – | INACTIVE (Shoulder) | | | | | – | – | – | – | – | – |
| Dec 28 | NYJ | L | 1/0 | 0 | 0 | 0 | 0.0 | 0.0 | 0 | 0 | 0 | 0 | 0 | 0 |
| **TOTALS** | | | **13/0** | **0** | **0** | **0** | **0.0** | **0.0** | **0** | **0** | **0** | **0** | **0** | **0** |

**2015 (New Orleans/Cleveland)**

| Date | Opp | W/L | P/S | Tot | Sol | Ast | Sk | Yds | Int | Yds | PD | FF | FR | Yds |
|---|---|---|---|---|---|---|---|---|---|---|---|---|---|---|
| Sep 13 | at Arz | L | 1/0 | 0 | 0 | 0 | 0.0 | 0.0 | 0 | 0 | 0 | 0 | 0 | 0 |
| Sep 20 | TB | L | 1/0 | 0 | 0 | 0 | 0.0 | 0.0 | 0 | 0 | 0 | 0 | 0 | 0 |
| Sep 27 | at Car | L | 1/0 | 0 | 0 | 0 | 0.0 | 0.0 | 0 | 0 | 0 | 0 | 0 | 0 |
| Oct 4 | Dal | W | 1/0 | 0 | 0 | 0 | 0.0 | 0.0 | 0 | 0 | 0 | 0 | 0 | 0 |
| Oct 11 | at Phi | L | 1/0 | 0 | 0 | 0 | 0.0 | 0.0 | 0 | 0 | 0 | 0 | 0 | 0 |
| **WAIVED BY NO ON 10/13** | | | | | | | | | | | | | | |
| **CLAIMED BY CLE ON 10/14** | | | | | | | | | | | | | | |
| Oct 18 | Den | L | 1/0 | 0 | 0 | 0 | 0.0 | 0.0 | 0 | 0 | 0 | 0 | 0 | 0 |
| Oct 25 | at StL | L | 1/0 | 0 | 0 | 0 | 0.0 | 0.0 | 0 | 0 | 0 | 0 | 0 | 0 |
| Nov 1 | Arz | L | – | – | INACTIVE | | | – | – | – | – | – | – | – |
| Nov 5 | at Cin | L | 1/0 | 0 | 0 | 0 | 0.0 | 0.0 | 0 | 0 | 0 | 0 | 0 | 0 |
| Nov 15 | at Pit | L | 1/0 | 0 | 0 | 0 | 0.0 | 0.0 | 0 | 0 | 0 | 0 | 0 | 0 |
| Nov 30 | Bal | L | – | – | INACTIVE | | | – | – | – | – | – | – | – |
| Dec 6 | Cin | L | 1/0 | 0 | 0 | 0 | 0.0 | 0.0 | 0 | 0 | 0 | 0 | 0 | 0 |
| Dec 13 | SF | W | 1/0 | 0 | 0 | 0 | 0.0 | 0.0 | 0 | 0 | 0 | 0 | 0 | 0 |
| Dec 20 | at Sea | L | 1/0 | 0 | 0 | 0 | 0.0 | 0.0 | 0 | 0 | 0 | 0 | 0 | 0 |
| Dec 27 | at KC | L | 1/0 | 0 | 0 | 0 | 0.0 | 0.0 | 0 | 0 | 0 | 0 | 0 | 0 |
| Jan 3 | Pit | L | 1/0 | 0 | 0 | 0 | 0.0 | 0.0 | 0 | 0 | 0 | 0 | 0 | 0 |
| **TOTALS** | | | **14/0** | **0** | **0** | **0** | **0.0** | **0.0** | **0** | **0** | **0** | **0** | **0** | **0** |

**2016 (Cleveland/Houston)**

| Date | Opp | W/L | P/S | Tot | Sol | Ast | Sk | Yds | Int | Yds | PD | FF | FR | Yds |
|---|---|---|---|---|---|---|---|---|---|---|---|---|---|---|
| Sep 11 | at Phi | L | 1/0 | 0 | 0 | 0 | 0.0 | 0.0 | 0 | 0 | 0 | 0 | 0 | 0 |
| Sep 18 | Bal | L | 1/0 | 0 | 0 | 0 | 0.0 | 0.0 | 0 | 0 | 0 | 0 | 0 | 0 |
| Sep 25 | at Mia | L | 1/0 | 0 | 0 | 0 | 0.0 | 0.0 | 0 | 0 | 0 | 0 | 0 | 0 |
| Oct 2 | at Was | L | 1/0 | 0 | 0 | 0 | 0.0 | 0.0 | 0 | 0 | 0 | 0 | 0 | 0 |
| **WAIVED BY CLE ON 10/4** | | | | | | | | | | | | | | |
| **SIGNED BY HOU ON 10/19** | | | | | | | | | | | | | | |
| Oct 24 | at Den | L | 1/0 | 0 | 0 | 0 | 0.0 | 0.0 | 0 | 0 | 0 | 0 | 0 | 0 |
| Oct 30 | Det | W | 1/0 | 0 | 0 | 0 | 0.0 | 0.0 | 0 | 0 | 0 | 0 | 0 | 0 |
| Nov 13 | at Jax | W | 1/0 | 0 | 0 | 0 | 0.0 | 0.0 | 0 | 0 | 0 | 0 | 0 | 0 |
| Nov 21 | at Oak | L | 1/0 | 0 | 0 | 0 | 0.0 | 0.0 | 0 | 0 | 0 | 0 | 0 | 0 |
| Nov 27 | SD | L | 1/0 | 0 | 0 | 0 | 0.0 | 0.0 | 0 | 0 | 0 | 0 | 0 | 0 |
| Dec 4 | at GB | L | 1/0 | 0 | 0 | 0 | 0.0 | 0.0 | 0 | 0 | 0 | 0 | 0 | 0 |
| Dec 11 | at Ind | W | 1/0 | 0 | 0 | 0 | 0.0 | 0.0 | 0 | 0 | 0 | 0 | 0 | 0 |
| Dec 18 | Jax | W | – | INACTIVE (Illness) | | | | | – | – | – | – | – | – |
| Dec 24 | Cin | W | 1/0 | 0 | 0 | 0 | 0.0 | 0.0 | 0 | 0 | 0 | 0 | 0 | 0 |
| Jan 1 | at Ten | L | 1/0 | 0 | 0 | 0 | 0.0 | 0.0 | 0 | 0 | 0 | 0 | 0 | 0 |
| **TOTALS** | | | **13/0** | **0** | **0** | **0** | **0.0** | **0.0** | **0** | **0** | **0** | **0** | **0** | **0** |

**2016 Postseason (Houston)**

| Date | Opp | W/L | P/S | Tot | Sol | Ast | Sk | Yds | Int | Yds | PD | FF | FR | Yds |
|---|---|---|---|---|---|---|---|---|---|---|---|---|---|---|
| Jan 7 | Oak | W | 1/0 | 0 | 0 | 0 | 0.0 | 0.0 | 0 | 0 | 0 | 0 | 0 | 0 |
| Jan 14 | at NE | L | 1/0 | 0 | 0 | 0 | 0.0 | 0.0 | 0 | 0 | 0 | 0 | 0 | 0 |
| **TOTALS** | | | **2/0** | **0** | **0** | **0** | **0.0** | **0.0** | **0** | **0** | **0** | **0** | **0** | **0** |

# KYLE JUSZCZYK

**44**

FB » 6-1 » 240 » HARVARD

4.23.91 » LODI, OH » CLOVERLEAF HS, LODI, OH » 5TH YEAR » ACQUIRED FA IN '17

## AWARDS & HONORS

**2016:** AFC Pro Bowl

**2017:** Bill Walsh Award, NFC Pro Bowl, 49ers Community Relations Youth Football Award

PRO BOWL ORLANDO 01.29.17

PRO BOWL ORLANDO 2018

## CAREER HIGHLIGHTS

- Led all FBs in 2015 after registering career highs in recepts. (41), rec. yds. (321) and rec. TDs (4) for a Ravens offense that set a single-season team-record in net passing yds. (4,271).
- In 2016, finished with 37 recepts. for 266 yds. and was selected to his 1st career Pro Bowl.

## 2017 HIGHLIGHTS

- Played in 14 games (10 starts) and set career highs in rushing atts. (7) and rushing yds. (31), while adding 33 recepts. for 315 yds. and 1 TD.
- Notched a 34-yd. recept. vs. LAR (9/21), marking the 100th recept. of his career.
- Hauled in a 6-yd. TD pass from QB Brian Hoyer at Ind. (10/8), marking his 1st TD recept. of the season and 1st since 1/3/16 at Cin. He has 6 career TD recepts.
- Registered a career-long 44-yd. recept. and set a single-game career-high with 76 rec. yds. vs. Jax. (12/24). His previous career-high was 64 rec. yds. at Hou. (12/10/17).

## GOLDMINE

- NFL players once again had the chance to share the causes that are important to them during all Week 13 games, as part of the NFL's My Cause, My Cleats campaign. The initiative was a culmination of collaborative work between the NFL and players across the league. "It's not how you act in public that determines your character, but rather how your act when no one is looking," said Juszczyk.

## JUSZCZYK'S GOLDEN NUGGETS

- His last name is pronounced YOOZ-check.
- Named the recipient of the 2017 Bill Walsh Award, which was established in 2004 in honor of San Francisco's Hall of Fame Head Coach. The award, which is voted on by the coaching staff, is given to the 49er who has best represented the standard of professional excellence established by Walsh. Walsh served as the team's head coach for 10 seasons from 1979-88. In that time, he compiled a record of 102-63-1 and led the team to three Super Bowls. He was twice named Coach of the Year (1981, 1984) and was later named Coach of the Decade for the 1980s.
- Admires former U.S. Navy SEAL, Marcus Luttrell, who was awarded the Navy Cross Purple Heart for his actions of bravery.
- Each offseason, Juszczyk likes to build at least one piece of furniture with his hands. His most recent piece of furniture assembled was a farmhouse-style kitchen table.
- In search of his favorite pregame meal, Juszczyk settled on filet minion with sweet potatoes and spaghetti with scrambled eggs, a meal he describes as, "The perfect combination of protein and the right carbs before a game."
- His great uncle, Rich "Dickie" Moore, played DT at Villanova University before being selected by the Green Bay Packers in the first round (12th overall) of the 1969 NFL Draft.

## JUSZCZYK'S GAME-BY-GAME

| 2017 Date | Opp | W/L | P/S | Rsh | Yds | Avg | Lg | TD | Rec | Yds | TD |
|---|---|---|---|---|---|---|---|---|---|---|---|
| Sep 10 | Car | L | 1/1 | 1 | 0 | 0.0 | 0 | 0 | 2 | 17 | 0 |
| Sep 17 | at Sea | L | 1/1 | 0 | 0 | – | – | 0 | 0 | 0 | 0 |
| Sep 21 | LAR | L | 1/1 | 0 | 0 | – | – | 0 | 1 | 34 | 0 |
| Oct 1 | at Arz | L | 1/1 | 1 | 8 | 8.0 | 8 | 0 | 3 | 15 | 0 |
| Oct 8 | at Ind | L | 1/0 | 1 | 3 | 3.0 | 3 | 0 | 2 | 14 | 1 |
| Oct 15 | at Was | L | – | INACTIVE (Back) | | | – | – | – | – | – |
| Oct 22 | Dal | L | – | INACTIVE (Back) | | | – | – | – | – | – |
| Oct 29 | at Phi | L | 1/0 | 1 | 12 | 12.0 | 12 | 0 | 0 | 0 | 0 |
| Nov 5 | Arz | L | 1/0 | 1 | 5 | 5.0 | 5 | 0 | 1 | 5 | 0 |
| Nov 12 | NYG | W | 1/1 | 1 | 0 | 0.0 | 0 | 0 | 5 | 27 | 0 |
| Nov 26 | Sea. | L | 1/1 | 0 | 0 | – | – | 0 | 2 | 8 | 0 |
| Dec 3 | at Chi. | W | 1/1 | 1 | 3 | 3.0 | 3 | 0 | 3 | 20 | 0 |
| Dec 10 | at Hou. | W | 1/1 | 0 | 0 | – | – | 0 | 3 | 64 | 0 |
| Dec 17 | Ten | W | 1/1 | 0 | 0 | – | – | 0 | 2 | 16 | 0 |
| Dec 24 | Jax | W | 1/0 | 0 | 0 | – | – | 0 | 5 | 76 | 0 |
| Dec 31 | at LAR | W | 1/1 | 0 | 0 | – | – | 0 | 4 | 19 | 0 |
| **TOTALS** | | | **14/10** | **7** | **31** | **4.4** | **12** | **0** | **33** | **315** | **1** |

## GOLDMINE (CONTINUED)

- After signing with the 49ers during 2017 free agency, Juszczyk was quickly viewed as more than a fullback by general manager John Lynch. Said Lynch of Juszczyk, "He's an O.W. So, if you see O.W., that stands for 'offensive weapon.' We saw an offensive weapon that this guy (head coach Kyle Shanahan) is thrilled to be able to use in a number of different capacities and I think that kind of is symbolic of our approach."
- In February of 2017, Juszczyk spoke at the 28th Annual banquet for the Hanover (PA) Rotary Club. He helped recognize 16 scholar-athletes from Hanover, Delone Catholic, South Western and Spring Grove in Pennsylvania. The event raised money for the Hanover Rotary Club to provide funding to local youth organizations.

- In 2015, Juszczyk hosted the inaugural Juice's Future All-Stars Camp in Burbank, OH, with all proceeds donated to benefit Crohn's disease research.
- Juszczyk often promotes PLAY 60, the NFL's movement to get children active for at least 60 minutes a day. In 2013, he participated in a PLAY 60 Challenge kickoff assembly at Essex (MD) Elementary School.

## JUSZCZYK'S CAREER STATISTICS

| | | | | RUSHING | | | | | RECEIVING | | | | |
|---|---|---|---|---|---|---|---|---|---|---|---|---|---|
| YEAR | TEAM | GP | GS | ATT | YDS | AVG | LG | TD | NO | YDS | AVG | LG | TD |
| 2013 | BAL | 16 | 0 | 0 | 0 | – | – | 0 | 0 | 0 | – | – | 0 |
| 2014 | BAL | 16 | 14 | 0 | 0 | – | – | 0 | 19 | 182 | 9.6 | 33 | 1 |
| 2015 | BAL | 16 | 11 | 2 | 3 | 1.5 | 2 | 0 | 41 | 321 | 7.8 | 39 | 4 |
| 2016 | BAL | 16 | 7 | 5 | 22 | 4.4 | 10t | 1 | 37 | 266 | 7.2 | 40 | 0 |
| 2017 | SF | 14 | 10 | 7 | 31 | 4.4 | 12 | 0 | 33 | 315 | 9.5 | 44 | 1 |
| **TOTALS** | | **78** | **42** | **14** | **56** | **4.0** | **12** | **1** | **130** | **1,084** | **8.3** | **44** | **6** |

**PLAYOFFS**

| | | | | RUSHING | | | | | RECEIVING | | | | |
|---|---|---|---|---|---|---|---|---|---|---|---|---|---|
| YEAR | TEAM | GP | GS | ATT | YDS | AVG | LG | TD | NO | YDS | AVG | LG | TD |
| 2014 | BAL | 2 | 1 | 0 | 0 | – | – | 0 | 6 | 45 | 7.5 | 11 | 0 |
| **TOTALS** | | **2** | **1** | **0** | **0** | **–** | **–** | **0** | **6** | **45** | **7.5** | **11** | **0** |

**Additional Statistics:**
**Fumbles – Lost – 4–4:** 2014 (2–2); 2017 (2–2)
**Special Teams Tackles: Regular Season – 15:** 2013 (5); 2014 (3); 2015 (1); 2016 (3); 2017 (3); **Postseason – 4:** 2014 (4)
**Special Teams Fumble Recoveries – 1:** 2013 (1)
**Kick Returns – 5:** 2013 (2); 2014 (2); 2015 (1)
**Kick Return Yards – 52:** 2013 (17); 2014 (28); 2015 (7)

**Milestones:**
**NFL Debut:** at Den. (9/5/13); **First Start:** vs. Cin. (9/7/14); **First Reception:** Regular Season – at Cle. (9/21/14 – 9–yd. TD pass from QB Joe Flacco); Postseason – at Pit. (1/3/15 – 7–yd. pass from QB Joe Flacco); **First TD Reception:** at Cle. (9/21/14 – 9–yd. TD pass from QB Joe Flacco); **First Rushing TD:** at Pit. (12/25/16); **100th Reception:** vs. LAR (9/21/17 – 34–yd. pass from QB Brian Hoyer)

## JUSZCZYK'S CAREER HIGHS

**Rushes:** 2 (2 times) Last at Pit. (12/25/16)
**Rushing Yards:** 15 at Pit. (12/25/16)
**Long Rush:** 12 at Phi. (10/29/17)
**Rushing TDs:** 1 at Pit. (12/25/16)
**Receptions:** Regular Season – 6 at Oak. (10/2/16); Postseason – 4 at NE (1/10/15)
**Receiving Yards:** Regular Season – 76 vs. Jax. (12/24/17); Postseason – 29 at NE (1/10/15)
**Long Reception:** Regular Season – 44 vs. Jax. (12/24/17); Postseason – 11 at NE (1/10/15)
**TD Receptions:** 1 (6 times) Last at Ind. (10/8/17)

## JUSZCZYK'S TRANSACTIONS

Originally a 4th–round (130th overall) draft choice by Bal. in 2013...Signed a four–year deal with SF on 3/10/17.

## 2016 (BALTIMORE)

- Appeared in all 16 games for the 4th consecutive season. Registered 37 recepts. for 266 yds.
- Made his 1st Pro Bowl appearance.
- Set single-game career highs in both recepts. (6) and rec. yds. (56) vs. Oak. (10/2).

## 2015 (BALTIMORE)

- Led all FBs in 2015 after registering career highs in recepts. (41), rec. yds. (321) and rec. TDs (4) for a Ravens offense that set a single-season team-record in net passing yds. (4,271).
- Scored his 2nd career TD on an 8-yard recept. from Ravens QB Joe Flacco vs. Cle. (10/11).
- Caught a career-long 39-yd. recept. in the Ravens 29-26 victory vs. SD (11/1).
- Finished with 2 recepts. for 18 yds. and 1 TD at Cin. (1/3/16), marking his 5th career rec. TD.

## 2014 (BALTIMORE)

- Started a career-high 14 games and registered 19 recepts. for 182 yds. and 1 TD. Also helped the Ravens establish franchise single-season records in yds. (5,838) and points scored (409).
- Appeared in both postseason contests (one start) and had 6 recepts. for 45 yds.
- Made his 1st career start vs. Cin. (9/7).
- Registered postseason career highs in recepts. (4) and rec. yds. (29) at NE (1/10/15) (AFC-D). Also helped Ravens RB Justin Forsett rush for 129 yds., the 3rd most in Ravens postseason history.

## 2013 (BALTIMORE)

- Appeared in all 16 games as a rookie, where he finished with 5 tackles and 1 FR on special teams.

## COLLEGE

Finished his career with 125 recepts. for 1,576 yds. (12.6 avg.) and 22 TDs. Left Harvard as the school's all-time leader in each category. Earned Associated Press First-Team All-America honors as a senior in 2012 after leading the team with 52 recepts. for 706 yds. and 8 TDs. As a junior, led all Ivy League TEs and Harvard receivers with 37 recepts. for 512 yds. and 7 TDs, earning First-Team All-Ivy League honors. In 2010, finished with 25 recepts. for 234 yds. and a team-high 4 TDs. Appeared in all 10 games as a freshman, as he registered 11 recepts. for 124 yds. and 3 TDs.

## PERSONAL

- Earned first-team All-Suburban League and All-Medina County honors as a junior and senior at Cloverfield (Lodi, OH) HS. Played LB, QB, RB, TE and WR during his time at Cloverfield.
- Saw action at LB, QB, RB, TE and WR in high school. He also played basketball and competed in track & field throwing events.
- Participated in the Ohio Math League in high school.
- Enjoys fishing and playing cards in his free time.
- Graduated with a bachelor's degree in economics from Harvard University.

## INJURY REPORT

**2017:** Inactive at Was. (10/15) & vs. Dal. (10/22) with a back injury.

## JUSZCZYK'S GAME-BY-GAME

**2013 (Baltimore)**

| Date | Opp | W/L | P/S | Rsh | Yds | Avg | Lg | TD | Rec | Yds | TD |
|---|---|---|---|---|---|---|---|---|---|---|---|
| Sep 5 | at Den | L | 1/0 | 0 | 0 | – | – | 0 | 0 | 0 | 0 |
| Sep 15 | Cle | W | 1/0 | 0 | 0 | – | – | 0 | 0 | 0 | 0 |
| Sep 22 | Hou | W | 1/0 | 0 | 0 | – | – | 0 | 0 | 0 | 0 |
| Sep 29 | at Buf | L | 1/0 | 0 | 0 | – | – | 0 | 0 | 0 | 0 |
| Oct 6 | at Mia | W | 1/0 | 0 | 0 | – | – | 0 | 0 | 0 | 0 |
| Oct 13 | GB | L | 1/0 | 0 | 0 | – | – | 0 | 0 | 0 | 0 |
| Oct 20 | at Pit | L | 1/0 | 0 | 0 | – | – | 0 | 0 | 0 | 0 |
| Nov 3 | at Cle | L | 1/0 | 0 | 0 | – | – | 0 | 0 | 0 | 0 |
| Nov 10 | Cin | W | 1/0 | 0 | 0 | – | – | 0 | 0 | 0 | 0 |
| Nov 17 | at Chi | L | 1/0 | 0 | 0 | – | – | 0 | 0 | 0 | 0 |
| Nov 24 | NYJ | W | 1/0 | 0 | 0 | – | – | 0 | 0 | 0 | 0 |
| Nov 28 | Pit | W | 1/0 | 0 | 0 | – | – | 0 | 0 | 0 | 0 |
| Dec 8 | Min | W | 1/0 | 0 | 0 | – | – | 0 | 0 | 0 | 0 |
| Dec 16 | at Det | W | 1/0 | 0 | 0 | – | – | 0 | 0 | 0 | 0 |
| Dec 22 | NE | L | 1/0 | 0 | 0 | – | – | 0 | 0 | 0 | 0 |
| Dec 29 | at Cin | L | 1/0 | 0 | 0 | – | – | 0 | 0 | 0 | 0 |
| **TOTALS** | | | **16/0** | **0** | **0** | **–** | **–** | **0** | **0** | **0** | **0** |

**2014 (Baltimore)**

| Date | Opp | W/L | P/S | Rsh | Yds | Avg | Lg | TD | Rec | Yds | TD |
|---|---|---|---|---|---|---|---|---|---|---|---|
| Sep 7 | Cin | L | 1/1 | 0 | 0 | – | – | 0 | 0 | 0 | 0 |
| Sep 11 | Pit | W | 1/0 | 0 | 0 | – | – | 0 | 0 | 0 | 0 |
| Sep 21 | at Cle | W | 1/1 | 0 | 0 | – | – | 0 | 3 | 54 | 1 |
| Sep 28 | Car | W | 1/1 | 0 | 0 | – | – | 0 | 2 | 8 | 0 |
| Oct 5 | at Ind | L | 1/1 | 0 | 0 | – | – | 0 | 0 | 0 | 0 |
| Oct 12 | at TB | W | 1/1 | 0 | 0 | – | – | 0 | 2 | 29 | 0 |
| Oct 19 | Atl | W | 1/1 | 0 | 0 | – | – | 0 | 1 | 4 | 0 |
| Oct 26 | at Cin | L | 1/1 | 0 | 0 | – | – | 0 | 1 | 21 | 0 |
| Nov 2 | at Pit | L | 1/1 | 0 | 0 | – | – | 0 | 1 | 12 | 0 |
| Nov 9 | Ten | W | 1/1 | 0 | 0 | – | – | 0 | 3 | 26 | 0 |
| Nov 24 | at NO | W | 1/1 | 0 | 0 | – | – | 0 | 3 | 21 | 0 |
| Nov 30 | SD | L | 1/1 | 0 | 0 | – | – | 0 | 0 | 0 | 0 |
| Dec 7 | at Mia | W | 1/0 | 0 | 0 | – | – | 0 | 2 | 3 | 0 |
| Dec 14 | Jax | W | 1/1 | 0 | 0 | – | – | 0 | 1 | 4 | 0 |
| Dec 21 | at Hou | L | 1/1 | 0 | 0 | – | – | 0 | 0 | 0 | 0 |
| Dec 28 | Cle | W | 1/1 | 0 | 0 | – | – | 0 | 0 | 0 | 0 |
| **TOTALS** | | | **16/14** | **0** | **0** | **–** | **–** | **0** | **19** | **182** | **1** |

**2014 Postseason (Baltimore)**

| Date | Opp | W/L | P/S | Rsh | Yds | Avg | Lg | TD | Rec | Yds | TD |
|---|---|---|---|---|---|---|---|---|---|---|---|
| Jan 3 | at Pit | W | 1/1 | 0 | 0 | – | – | 0 | 2 | 16 | 0 |
| Jan 10 | at NE | L | 1/0 | 0 | 0 | – | – | 0 | 4 | 29 | 0 |
| **TOTALS** | | | **2/1** | **0** | **0** | **–** | **–** | **0** | **6** | **45** | **0** |

**2015 (Baltimore)**

| Date | Opp | W/L | P/S | Rsh | Yds | Avg | Lg | TD | Rec | Yds | TD |
|---|---|---|---|---|---|---|---|---|---|---|---|
| Sep 13 | at Den | L | 1/1 | 0 | 0 | – | – | 0 | 4 | 17 | 0 |
| Sep 20 | at Oak | L | 1/0 | 0 | 0 | – | – | 0 | 1 | 11 | 0 |
| Sep 27 | Cin | L | 1/1 | 0 | 0 | – | – | 0 | 2 | 11 | 0 |
| Oct 1 | at Pit | W | 1/0 | 0 | 0 | – | – | 0 | 1 | 3 | 0 |
| Oct 11 | Cle | L | 1/0 | 0 | 0 | – | – | 0 | 3 | 31 | 1 |
| Oct 18 | at SF | L | 1/1 | 0 | 0 | – | – | 0 | 2 | 22 | 0 |
| Oct 26 | at Arz | L | 1/1 | 0 | 0 | – | – | 0 | 4 | 15 | 1 |
| Nov 1 | SD | W | 1/1 | 0 | 0 | – | – | 0 | 1 | 39 | 0 |
| Nov 15 | Jax | L | 1/0 | 0 | 0 | – | – | 0 | 5 | 47 | 0 |
| Nov 22 | StL | W | 1/1 | 2 | 3 | 1.5 | 2 | 0 | 3 | 10 | 0 |
| Nov 30 | at Cle | W | 1/1 | 0 | 0 | – | – | 0 | 2 | 18 | 0 |
| Dec 6 | at Mia | L | 1/1 | 0 | 0 | – | – | 0 | 1 | –2 | 0 |
| Dec 13 | Sea | L | 1/1 | 0 | 0 | – | – | 0 | 0 | 0 | 0 |
| Dec 20 | KC | L | 1/1 | 0 | 0 | – | – | 0 | 5 | 26 | 1 |
| Dec 27 | Pit | W | 1/0 | 0 | 0 | – | – | 0 | 5 | 55 | 0 |
| Jan 3 | at Cin | L | 1/1 | 0 | 0 | – | – | 0 | 2 | 18 | 1 |
| **TOTALS** | | | **16/11** | **2** | **3** | **1.5** | **2** | **0** | **41** | **321** | **4** |

**2016 (Baltimore)**

| Date | Opp | W/L | P/S | Rsh | Yds | Avg | Lg | TD | Rec | Yds | TD |
|---|---|---|---|---|---|---|---|---|---|---|---|
| Sep 11 | Buf | W | 1/1 | 1 | 2 | 2.0 | 2 | 0 | 2 | 21 | 0 |
| Sep 18 | at Cle | W | 1/0 | 0 | 0 | – | – | 0 | 1 | 8 | 0 |
| Sep 25 | at Jax | W | 1/1 | 0 | 0 | – | – | 0 | 1 | 2 | 0 |
| Oct 2 | Oak | L | 1/0 | 0 | 0 | – | – | 0 | 6 | 56 | 0 |
| Oct 9 | Was | L | 1/1 | 0 | 0 | – | – | 0 | 3 | 20 | 0 |
| Oct 16 | at NYG | L | 1/1 | 0 | 0 | – | – | 0 | 4 | 25 | 0 |
| Oct 23 | at NYJ | L | 1/0 | 0 | 0 | – | – | 0 | 1 | 2 | 0 |
| Nov 6 | Pit | W | 1/0 | 1 | 2 | 2.0 | 2 | 0 | 0 | 0 | 0 |
| Nov 10 | Cle | W | 1/1 | 1 | 3 | 3.0 | 3 | 0 | 2 | 4 | 0 |
| Nov 20 | at Dal | L | 1/0 | 0 | 0 | – | – | 0 | 3 | 32 | 0 |
| Nov 27 | Cin | W | 1/0 | 0 | 0 | – | – | 0 | 3 | 18 | 0 |
| Dec 4 | Mia | W | 1/0 | 0 | 0 | – | – | 0 | 1 | 6 | 0 |
| Dec 12 | at NE | L | 1/1 | 0 | 0 | – | – | 0 | 3 | 46 | 0 |
| Dec 18 | Phi | W | 1/0 | 0 | 0 | – | – | 0 | 3 | 15 | 0 |
| Dec 25 | at Pit | L | 1/1 | 2 | 15 | 7.5 | 10t | 1 | 2 | 10 | 0 |
| Jan 1 | at Cin | L | 1/0 | 0 | 0 | – | – | 0 | 2 | 1 | 0 |
| **TOTALS** | | | **16/7** | **5** | **22** | **4.4** | **10t** | **1** | **37** | **266** | **0** |

# DANIEL KILGORE

67

C » 6-3 » 308 » APPALACHIAN STATE

12.18.87 » KINGSPORT, TN » DOBYNS-BENNETT HS, KINGSPORT, TN » 7TH YEAR » ACQUIRED D-5 IN '11

## AWARDS & HONORS

**2012:** 2012 Madden Most Valuable Protectors Award, Madden Most Valuable Protectors Award (Week 5), Madden Most Valuable Protectors Award (Week 7), Madden Most Valuable Protectors Award (Week 12)

**2017:** Bobb McKittrick Award

## 2017 HIGHLIGHTS

- Started all 16 games at C and helped the 49ers offense register 349.2 yds. per game, the most by the team since 2012 (361.8).
- The 49ers offense rushed for 159 yds. on 19 carries (8.37 avg.) at Sea. (9/17). The team's 8.37 avg. yds. per carry was the 3rd highest avg. against the Seahawks all-time and it also marked the 6th highest single-game avg. by the team in franchise history.
- The 49ers offensive line helped pave the way vs. NYG (11/12) as the team registered a season-high 474 net yds. from scrimmage, including 186 yds. rushing. Also did not allow a sack on 25 atts. by QB C.J. Beathard.
- Part of an offensive line that amassed 461 net yds. of offense (169 rushing, 292 passing) and did not allow a sack at LAR (12/31).

## GOLDMINE

- In September of 2017, 49ers Kilgore helped kick-off the fourth year of the 49ers STEAM Education Program by surprising a group of 30 fourth graders from Cherrywood Elementary School (San Jose) to talk about the importance of education and how he uses math on the football field. To date, the program has reached more than 150,000 K-8 Bay Area participants since 2014, and helped earned the franchise its title of 2017 ESPN Sports Humanitarian Team of the Year.

## KILGORE'S GOLDEN NUGGETS

- His last name is pronounced KILL-gore.
- Named the recipient of the 2017 Bobb McKittrick Award, which is given annually to the 49ers offensive lineman who best represents the courage, intensity and sacrifice displayed by the longtime offensive line coach, during his 21 years of service to the 49ers. The award was established by the 49ers in 1999, and is voted on by the offensive line.
- After snapping a football for the first time in high school, Kilgore would go on to play center for three years on varsity. Playing mainly guard and tackle at Appalachian State, it wasn't until 2014 with the 49ers that he would make his next career start at center. He has made 23 career starts at the position in six seasons (2011-16) with the team.
- Following his senior football season at Appalachian State, he stayed in the area to serve as a student-teacher at Hardin Park Elementary School (Boone, NC), working with special-education students in adaptive physical education classes.
- During his time at Appalachian State and with the 49ers, Kilgore spends his off days volunteering his time working with special-education students.

## GOLDMINE (CONTINUED)

- While Kilgore was preparing for the NFL Draft in 2011, he was also serving as a student-teacher at Hardin Park Elementary School working with special-education students in adaptive physical education classes. The day following his graduation from Appalachian State, Kilgore hosted a field trip for his special-education students at ASU. The field trip included a tour of the school's athletic facilities, activities in the Sofield Family Indoor Practice Facility, lunch on the club level of the Appalachian Athletics Center and taking in a few innings of the Appalachian State-Western Carolina baseball game. While football is Kilgore's next chapter in life, he aspires to be a coach and special-education teacher following his NFL career. "I'm very happy that I was drafted, but I absolutely love working with these kids," said Kilgore. "I have had a great student-teaching experience and I know when my NFL career is over, I will get to work in another field that I love and that is working with special-education students and coaching."

## GOLDMINE (CONTINUED)

- In honor of the NFL's Crucial Catch campaign, the 49ers hosted a fashion show on Tuesday, October 17th, 2017, featuring breast cancer and pediatric cancer warriors in apparel donated by Levi's®. Kilgore, along with his 49ers teammates, walked the runway with cancer warriors as they shared their stories of strength and courage with the audience.

- A multi-sport athlete growing up, in addition to football Kilgore played travel baseball, basketball, wrestling and threw shot put on the track and field team.
- Kilgore's hero growing up and to this day is his father, David. David works at a paper mill in Kingsport, TN, a job he's held for more than 29 years. Said Kilgore, "He just taught me a lot of hard work and how it is to be a father and be a man."
- Kilgore returned to his hometown of Kingsport, TN to support the 2015 Tribe Games, a series of athletic competitions for special needs kids from bowling to swimming to track and field. Kilgore's heart for special needs kids grew from volunteering in adapted physical education classes in the Watauga County (NC) School System while playing at Appalachian State. Kilgore wasn't just a casual observer at the games either, as he was a coach, motivator, fan and cheerleader for all 85 participating kids.

## KILGORE'S CAREER STATISTICS

**GAMES/STARTS – 74/39:** 2011 (1/0); 2012 (16/0); 2013 (16/0); 2014 (7/7); 2015 (5/3); 2016 (13/13); 2017 (16/16)
**POSTSEASON GAMES/STARTS – 6/0:** 2011 (0/0); 2012 (3/0); 2013 (3/0)

**Additional Statistics:**
**Fumble–Lost – 1–0:** 2016 (1–0)
**Tackles (4) –** 2014 (2); 2016 (1); 2017 (1)

**Milestones:**
**NFL Debut:** vs. Pit. (12/19/11); **First Start:** at Dal. (9/7/14)

## KILGORE'S TRANSACTIONS

Originally a 5th–round (163rd overall) draft choice by SF in 2011...Re–signed with SF through 2017 on 2/27/14...Placed on the Injured Reserve List on 10/25/14...Placed on the Reserve/Physically Unable to Perform List on 8/31/15...Activated from the Reserve/Physically Unable to Perform List on 12/5/15...Placed on the Injured Reserve List on 12/13/16.

## 2016

- Started the 1st 13 games of the season at C before being placed on the Injured Reserve List on 12/13.
- Part of an offensive line group that helped the 49ers offense rush for 150 yds. and 3 TDs on 42 carries and did not allow a sack on 35 atts. by QB Blaine Gabbert vs. LAR (9/12).
- Helped the 49ers offense rush for a season-high 193 yds. on 25 atts. (7.7 avg.) at Mia. (11/27). The team's 7.7 avg. yds. per carry was the highest by the 49ers offense since 12/20/14 vs. SD [355 yds. on 40 atts. (8.9 avg.)]. Additionally, the team's 193 yds. on the ground were the most since 9/14/15 vs. Min. (230 yds.).
- Part of an offensive line group that helped the 49ers offense rush for a season-high 248 yds. on 27 atts. (9.2 avg.) vs. NYJ (12/11). The 248 rushing yds. are most in a game by San Francisco since 12/20/14 (355 rushing yds. vs. SD). The 9.2 yds./carry avg. by the 49ers offense is the 2nd-highest single-game avg. by the team in franchise history [24 atts. for 263 yds. (11.0 avg.) vs. Dallas Texans (10/26/52)]. Behind the 49ers offensive line, RB Carlos Hyde registered a career-high 193 yds. on 17 atts. (11.4 avg.).

## 2015

- Played in 5 games (3 starts) after being activated from the Reserve/Physically Unable to Perform List on 12/5.

## 2014

- Made his 1st career start at Dal. (9/7).
- Helped pave the way for the 49ers offense to rush for a season-high 218 yds. on 42 atts. (5.2 avg.) vs. Phi. (9/28). Also helped the 49ers offense hold the ball for 42:17, which was the highest time of possession for the team since 11/20/11 vs. Arz. (44:16).
- Part of an offensive line that held the Rams pass rush without a sack at StL (10/13), leading to QB Colin Kaepernick passing for a season-high 343 yds.

## 2013

- Was part of an offensive line that helped amass the 2nd most total net yds. on opening day in 49ers franchise history with 494 yds. (404 passing yds. and 90 rushing yds.) vs. GB (9/8).
- Helped pave the way for 219 net yds. rushing at StL (9/26). It marked the 1st time the 49ers had three different RBs score a rushing TD in the same game since 12/2/01 vs. Buf. (Garrison Hearst, Fred Beasley and Paul Smith).
- The offensive line did not allow a sack at Jax. (10/27), marking the 1st time since 11/25/12 at NO. The 49ers also rushed for 221 yds. and 4 TDs on 38 carries at Jax, the most rushing yds. in a game by the team during the 2013 season. The 4 rushing TDs tied for the most by any team in a game in the NFL in 2013.
- Provided great running lanes for the offense to gain 199 rushing yds. on 30 atts. vs. Atl. (12/23). The 6.6 yds. per carry avg. was team's highest in any game during the 2013 season. It also marked just the 2nd time in the season that the team had three players rush for over 50 yds. (Gore - 97; Kaepernick - 51; Hunter - 51).

## 2012

- Played in all 16 regular season and 3 postseason games, seeing action as a reserve offensive lineman on goal line and short-yardage packages and on special teams.
- Kilgore and the 49ers O-Line won the 2012 Madden Most Valuable Protectors Award, recognizing the best O-Line in the NFL.

## 2011

- Made his NFL debut vs. Pit. (12/19).

## COLLEGE

Played in 48 games (29 starts) for the Mountaineers, starting 16 games at RG and 13 games at LT. In 2010, was an All-Southern Conference and an All-America honoree. Started all 13 games at LT and anchored an offensive front that only allowed 8 sacks and helped lead Appalachian State to top-10 national ranking in scoring (7th - 34.3 pts./gm.), rushing (8th -217.4 yds./gm.) and total offense (10th - 430.9 yds./gm.). In 2009, saw reserve action in 12 games after suffering an ankle injury prior to the season opener. As a sophomore, started all 14 games at RG and was part of an offensive line that was the 1st at ASU since 1989 to feature the same starting offensive line for every game. In 2007, appeared in 9 games (2 starts) and saw extensive action at tight end during Appalachian State's playoff run. Scored a TD in the national championship game vs. Delaware when he recovered a fumble in the end zone. Redshirted in 2006.

## PERSONAL

- Attended Dobyns-Bennett (Kingsport, TN) HS and was a three-year starter at center, earning first-team 6A all-state honors as a senior.
- Excelled in the classroom as a member of Appalachian State's academic honor roll.
- Born Daniel Ray Kilgore (12/18/87) in Kingsport, TN.
- Majored in physical education and adaptive physical education.

## INJURY REPORT

**2014:** Placed on the Injured Reserve List on 10/25 with a leg injury.

**2015:** Placed on the Reserve/Physically Unable to Perform List on 8/31 with a leg injury.

**2016:** Placed on the Injured Reserve List on 12/13 with a knee injury.

# GEORGE KITTLE

85

TE » 6-4 » 250 » IOWA

10.9.93 » NORMAN, OK » NORMAN HS, NORMAN, OK » ROOKIE » ACQUIRED D-5A IN '17

## CAREER HIGHLIGHTS

- In 2017, his rookie season, registered 43 recepts. for 515 yds. and 2 TDs. His 515 rec. yds. are the most by a 49ers rookie TE since the merger in 1970.

## 2017 HIGHLIGHTS

- Played in 15 games (7 starts) and notched 43 recepts. for 515 yds. and 2 TDs. His 515 rec. yds. are the most by a 49ers rookie TE since the merger in 1970.
- Started in his NFL debut vs. Car. (9/10) and registered 5 recepts. for 27 yds.
- Tallied 7 recepts. for 83 yds. and the 1st TD recept. of his career at Ind. (10/8). His 5-yd. TD recept. came with :20 left in the 4th qtr. and tied the game 23-23. He is the 1st 49ers TE to register 7-or-more recepts. in a game since TE Vernon Davis on 10/13/13 vs. Arz. (8 recepts.).
- Finished the game with 3 recepts. for 42 yds. and 1 TD vs. Jax. (12/24). His 8-yd. TD recept. from QB Jimmy Garoppolo marked his 2nd TD recept. of the season (10/8/17 at Ind.).
- Registered his 1st career 100-yd. game at LAR (12/31), hauling in 4 recepts. for 100 yds., including a career-long 44-yd. recept. It marked the 1st 100-yd. game for a 49ers TE since 10/13/13 (TE Vernon Davis - 8 recepts. for 180 yds. and 2 TDs vs. Arz.). He is the only rookie TE to record a 100-yd. rec. game this season.

## GOLDMINE

- NFL players once again had the chance to share the causes that are important to them during all Week 13 games, as part of the NFL's My Cause, My Cleats campaign. The initiative was a culmination of collaborative work between the NFL and players across the league. Kittle is supporting the USO for My Cause, My Cleats. He was inspired by his uncle's service in the army. "Military service members and veterans, like my uncle, enable me to live my life with freedom and liberty," said Kittle.

## KITTLE'S GOLDEN NUGGETS

- His father, Bruce, was an offensive lineman at Iowa where he played in the 1982 Rose Bowl before suffering a career-ending injury in training camp with the Washington Redskins in 1982. Following his football career, Bruce went on to become an assistant coach at Oklahoma University (2010-12), and is currently a criminal-defense attorney.
- Kittle's cousin, Henry Krieger-Coble, signed with the Denver Broncos as an undrafted free agent TE in 2016. The two were teammates at Iowa.
- Showed off his athleticism at the 2017 NFL Combine, ranking third among all tight ends in the 40-yard dash (4.52 seconds) and broad jump (11'0").

## KITTLE'S GAME-BY-GAME

**2017**

| Date | Opp | W/L | P/S | Rec | Yds | Avg | Lg | TD |
|---|---|---|---|---|---|---|---|---|
| Sep 10 | Car | L | 1/1 | 5 | 27 | 5.4 | 13 | 0 |
| Sep 17 | at Sea | L | 1/1 | 2 | 13 | 6.5 | 14 | 0 |
| Sep 21 | LAR | L | 1/0 | 1 | 8 | 8.0 | 8 | 0 |
| Oct 1 | at Arz | L | 1/0 | 2 | 35 | 17.5 | 21 | 0 |
| Oct 8 | at Ind | L | 1/1 | 7 | 83 | 11.9 | 27 | 1 |
| Oct 15 | at Was | L | 1/1 | 4 | 46 | 11.5 | 31 | 0 |
| Oct 22 | Dal | L | 1/1 | 1 | 16 | 16.0 | 16 | 0 |
| Oct 29 | at Phi | L | 1/1 | 2 | 22 | 11.0 | 22 | 0 |
| Nov 5 | Arz | L | 1/1 | 3 | 27 | 9.0 | 14 | 0 |
| Nov 12 | NYG | W | – | | INACTIVE (Ankle) | – | – | – |
| Nov 26 | Sea | L | 1/0 | 1 | 14 | 14.0 | 14 | 0 |
| Dec 3 | at Chi | W | 1/0 | 2 | 20 | 10.0 | 11 | 0 |
| Dec 10 | at Hou | W | 1/0 | 2 | 10 | 5.0 | 8 | 0 |
| Dec 17 | Ten | W | 1/0 | 4 | 52 | 13.0 | 24 | 0 |
| Dec 24 | Jax | W | 1/0 | 3 | 42 | 14.0 | 21 | 1 |
| Dec 31 | at LAR | W | 1/0 | 4 | 100 | 25.0 | 44 | 0 |
| **TOTALS** | | | **15/7** | **43** | **515** | **12.0** | **44** | **2** |

## GOLDMINE (CONTINUED)

- As part of the 49ers annual Thanksgiving celebrations, Kittle and his teammates visited Cityteam San Jose to serve a holiday feast to over 300 people in need. Guests enjoyed turkey along with all of the usual holiday sides, while getting to know the 49ers.

- Kittle is an avid fan of the WWE. In May of 2017, he took time to visit the Black and Brave Wrestling Academy in Iowa, which is co-owned by one of Kittle's favorite wrestlers, WWE superstar Seth Rollins. At a pro wrestling event on the same weekend, Kittle got to live out one of his dreams and get into the ring, where he delivered a Stone Cold Stunner, a move made famous by his favorite wrestler of all-time, Steve Austin. "I felt like a kid," Kittle said. "It was so much fun. People were cheering. I realized why people get into wrestling, with people feeding off your action."

## KITTLE'S CAREER STATISTICS

| | | | | RECEIVING | | | | | RUSHING | | | | |
|---|---|---|---|---|---|---|---|---|---|---|---|---|---|
| YEAR | TEAM | GP | GS | NO | YDS | AVG | LG | TD | ATT | YDS | AVG | LG | TD |
| 2017 | SF | 15 | 7 | 43 | 515 | 12.0 | 44 | 2 | 0 | 0 | – | – | 0 |
| **TOTALS** | | **15** | **7** | **43** | **515** | **12.0** | **44** | **2** | **0** | **0** | **–** | **–** | **0** |

**Additional Statistics:**
**Tackles – 1:** 2017 (1)

**Milestones:**
**NFL Debut:** vs. Car. (9/10/17); **First Start:** vs. Car. (9/10/17); **First Reception:** vs. Car. (9/10/17 – 13–yd. pass from QB Brian Hoyer); **First TD Reception:** at Ind. (10/8/17 – 5–yd. TD pass from QB Brian Hoyer); **100–yd. Games:** 1, at LAR (12/31/17 – 100 yds.)

## KITTLE'S CAREER HIGHS

**Receptions:** 7 at Ind. (10/8/17)
**Receiving Yards:** 100 at LAR (12/31/17)
**TD Receptions:** 1 (2 times) Last vs. Jax. (12/24/17)
**Long Reception:** 44 at LAR (12/31/17)

## KITTLE'S TRANSACTIONS

Originally the first of two 5th–round (146th overall) draft choices by SF in 2017.

## COLLEGE

In four seasons at Iowa, played in 49 games (17 starts) and registered 48 recepts. for 737 yds. and 10 TDs. As a senior, earned Honorable Mention All-Big Ten and Academic All-Big Ten honors. Was also the recipient of the team Hustle Award (offense). Started all 11 games in which he appeared and notched 22 recepts. for 314 yds. and 4 TDs. In 2015, earned Honorable Mention All-America and Academic All-Big Ten honors. Played in 14 games (6 starts) and tallied 20 recepts. for 290 yds. and a team-high 6 TDs. As a sophomore, earned Academic All-Big Ten honors. Played in 12 games and registered 1 recept. for 25 yds. In 2013, played in 12 games and recorded 5 recepts. for 108 yds. Also earned Academic All-Big Ten honors. Redshirted in 2012.

## PERSONAL

- Attended Norman (OK) HS, and earned all-state, all-district and all-conference honors as a senior.
- Registered 26 recepts. for 302 yds. and 6 TDs, while also notching 5 INTs as a senior.
- Born George Kittle (10/3/93) in Madison, WI.
- Majored in communications.

## INJURY REPORT

**2017:** Inactive vs. NYG (11/12) with an ankle injury.

# ELIJAH LEE

**47**

LB » 6-2 » 229 » KANSAS STATE

2.8.96 » BLUE SPRINGS, MO » BLUE SPRINGS HS, BLUE SPRINGS, MO » ROOKIE » ACQUIRED FA IN '17

## 2017 HIGHLIGHTS

- Signed by the 49ers on 9/13, played in 14 games and notched 5 special teams tackles.

## GOLDMINE

- Lee says he doesn't let a day go by without giving credit to his mother, ShaRon, for teaching him to always work hard and strive for more. "My biggest motivation is my mom and working hard for her," said Lee. After moving in with his mother in high school, he and his two sisters relied on their mother to play the role of both parents. Lee says he couldn't have asked for more from her as a child. "She got me to this point. I work as hard as I can every day to make her proud." After receiving a scholarship to play football at Kansas State University, ShaRon never let her son settle, pushing him to excel on the field and in the classroom as a business major. "I am a believer that if you want something, you have to work and sacrifice to get it," said ShaRon. "When I watch Elijah now and see how much he has grown as a football player and as a person, it makes it all worth it."

## LEE'S GOLDEN NUGGETS

- Earned First-Team All-Big 12 honors as a junior in 2016 by the Associated Press, ESPN.com and Big 12 coaches.
- Prior to his junior season in 2016, was named to the watch list for multiple national awards including the Bednarik Award, Nagurski Trophy and Butkis Award.

## LEE'S GAME-BY-GAME

| 2017 Date | Opp | W/L | P/S | Tot | Sol | Ast | Sk | Yds | Int | Yds | PD | FF | FR | Yds |
|---|---|---|---|---|---|---|---|---|---|---|---|---|---|---|
| **SIGNED TO MIN PRACTICE SQUAD ON 9/3** | | | | | | | | | | | | | | |
| Sep 11 | NO | – | – | PRACTICE SQUAD – | | | | | – | – | – | – | – | – |
| **SIGNED BY SF ON 9/13** | | | | | | | | | | | | | | |
| Sep 17 | at Sea | L | 1/0 | 0 | 0 | 0 | 0.0 | 0.0 | 0 | 0 | 0 | 0 | 0 | 0 |
| Sep 21 | LAR | L | 1/0 | 0 | 0 | 0 | 0.0 | 0.0 | 0 | 0 | 0 | 0 | 0 | 0 |
| Oct 1 | at Arz | L | 1/0 | 0 | 0 | 0 | 0.0 | 0.0 | 0 | 0 | 0 | 0 | 0 | 0 |
| Oct 8 | at Ind | L | 1/0 | 0 | 0 | 0 | 0.0 | 0.0 | 0 | 0 | 0 | 0 | 0 | 0 |
| Oct 15 | at Was | L | 1/0 | 0 | 0 | 0 | 0.0 | 0.0 | 0 | 0 | 0 | 0 | 0 | 0 |
| Oct 22 | Dal | L | 1/0 | 0 | 0 | 0 | 0.0 | 0.0 | 0 | 0 | 0 | 0 | 0 | 0 |
| Oct 29 | at Phi | L | 1/0 | 0 | 0 | 0 | 0.0 | 0.0 | 0 | 0 | 0 | 0 | 0 | 0 |
| Nov 5 | Arz | L | 1/0 | 0 | 0 | 0 | 0.0 | 0.0 | 0 | 0 | 0 | 0 | 0 | 0 |
| Nov 12 | NYG | W | – | – | INACTIVE (Knee) | | | | – | – | – | – | – | – |
| Nov 26 | Sea | L | 1/0 | 0 | 0 | 0 | 0.0 | 0.0 | 0 | 0 | 0 | 0 | 0 | 0 |
| Dec 3 | at Chi | W | 1/0 | 0 | 0 | 0 | 0.0 | 0.0 | 0 | 0 | 0 | 0 | 0 | 0 |
| Dec 10 | at Hou | W | 1/0 | 0 | 0 | 0 | 0.0 | 0.0 | 0 | 0 | 0 | 0 | 0 | 0 |
| Dec 17 | Ten | W | 1/0 | 0 | 0 | 0 | 0.0 | 0.0 | 0 | 0 | 0 | 0 | 0 | 0 |
| Dec 24 | Jax | W | 1/0 | 0 | 0 | 0 | 0.0 | 0.0 | 0 | 0 | 0 | 0 | 0 | 0 |
| Dec 31 | at LAR | W | 1/0 | 0 | 0 | 0 | 0.0 | 0.0 | 0 | 0 | 0 | 0 | 0 | 0 |
| **TOTALS** | | | **14/0** | **0** | **0** | **0** | **0.0** | **0.0** | **0** | **0** | **0** | **0** | **0** | **0** |

## LEE'S CAREER STATISTICS

| | | | | TACKLES | | | | | INTERCEPTIONS | | | | | FUMBLES | | |
|---|---|---|---|---|---|---|---|---|---|---|---|---|---|---|---|---|
| YEAR | TEAM | GP | GS | TOT | SOL | AST | SACKS | YDS | INT | YDS | LG | TD | PD | FF | FR | YDS |
| 2017 | SF | 14 | 0 | 0 | 0 | 0 | 0.0 | 0.0 | 0 | 0 | – | 0 | 0 | 0 | 0 | 0 |
| **TOTALS** | | **14** | **0** | **0** | **0** | **0** | **0.0** | **0.0** | **0** | **0** | **–** | **0** | **0** | **0** | **0** | **0** |

**Additional Statistics:**
**Special Teams Tackles – 5:** 2017 (5)
**Special Teams Forced Fumbles – 1:** 2017 (1)

**Milestones:**
**NFL Debut:** at Sea. (9/17/17)

## LEE'S TRANSACTIONS

Originally a 7th–round (232nd overall) draft choice by Min. in 2017...Waived by Min. on 9/2/17...Signed to Min. practice squad on 9/3/17...Signed a two–year deal with SF on 9/13/17.

## COLLEGE

In three seasons at Kansas State (2014-16), appeared in 39 games (26 starts) and registered 209 tackles, 18.5 TFLs, 11 sacks, 5 INTs, 5 PDs, 3 FFs and 3 FRs. As a junior in 2016, earned First-Team All-Big 12 honors and Honorable Mention Big 12 Defensive Player of the Year honors after leading the team with 110 tackles. In 2015, started 13 games and finished with a team-high 80 tackles to go along with 7.5 TFLs and 5 sacks and earned Second-Team All-Big 12 honors. Appeared in all 13 games as a freshman where he earned Honorable Mention Big 12 Defensive Freshman of the Year honors after registering 4.5 sacks, the most by a true freshman in school history.

## PERSONAL

- Attended Blue Springs (MO) HS, where he received the Buck Buchanan Memorial Award, given to the best lineman or linebacker in the top two HS classes in Kansas or Missouri in the Kansas City area. Also earned Missouri Football Coaches Association (MFCA) Class 6 Defensive Player of the Year honors and was a unanimous pick for the MFCA All-State team in 2013.
- Majored in business at Kansas State.
- Born Elijah James Lee (2/8/96) in St. Joseph, MO.

## INJURY REPORT

**2017:** Inactive vs. NYG (11/12) with a knee injury.



# AARON LYNCH

**59**

DL » 6-6 » 270 » SOUTH FLORIDA

2.8.93 » CAPE CORAL, FL » ISLAND COAST HS, CAPE CORAL, FL » 4TH YEAR » ACQUIRED D-5A IN '14

## 2017 HIGHLIGHTS

- Played in 7 games and registered 9 tackles, 1.0 sack and 1 FR.
- Brought down Seahawks QB Russell Wilson for a 1-yd. loss at Sea. (9/17). The sack marked the 15th of his career. He has 4.5 career sacks against the Seahawks, the most against any single opponent during his career.
- Registered his 1st career FR, picking up a fumble by Texans WR DeAndre Hopkins late in the 4th qtr. at Hou. (12/10). The takeaway led to a 41-yd. FG by K Robbie Gould to help seal the win.

## GOLDMINE

- In honor of the NFL's Crucial Catch campaign, the 49ers hosted a fashion show on Tuesday, October 17th, 2017, featuring breast cancer and pediatric cancer warriors in apparel donated by Levi's®. Lynch, along with his 49ers teammates, walked the runway with cancer warriors as they shared their stories of strength and courage with the audience.

- Lynch draws his passion for the game from his mother, who had a much more difficult task than competing in football. "She was a single mom for 20 years. I learned a lot of morals and values from my mother." As the oldest of three children, Lynch was forced to grow up quickly.
- During the 2013 offseason, Lynch volunteered at a local PetSmart in an effort to promote pet adoption. While working, Lynch was assigned a pit bull-bulldog mix as his first dog to assist with adoption. He created such a bond with the puppy, that Lynch himself decided to bring "King" home with him.

## LYNCH'S GOLDEN NUGGETS

- If Lynch could go back in time, he would travel to 2006, prior to the passing of his grandfather, Rocky Lynch. Lynch notes his grandfather's passing as the reason he strives to be the best football player he can be. "It made me want to work harder, push myself harder," said Lynch. He wants to carry himself in a manner that his grandfather would be proud of.
- Off the field, when Lynch isn't spending time with his family, he enjoys watching the show *Shark Tank*. On the show, entrepreneurs get the opportunity to bring their dreams to fruition as they present their ideas to five high-level entrepreneurs of their respective industries who made their own dreams a reality and turned their ideas into lucrative empires. Said Lynch, "I'm just fascinated at what people are capable of and their thought process when coming up with their ideas."

## LYNCH'S GAME-BY-GAME

**2017**

| Date | Opp | W/L | P/S | Tot | Sol | Ast | Sk | Yds | Int | Yds | PD | FF | FR | Yds |
|---|---|---|---|---|---|---|---|---|---|---|---|---|---|---|
| Sep 10 | Car | L | – | – | INACTIVE | | | – | – | – | – | – | – | – |
| Sep 17 | at Sea | L | 1/0 | 1 | 1 | 0 | 1.0 | 1.0 | 0 | 0 | 0 | 0 | 0 | 0 |
| Sep 21 | LAR | L | 1/0 | 0 | 0 | 0 | 0.0 | 0.0 | 0 | 0 | 0 | 0 | 0 | 0 |
| Oct 1 | at Arz | L | 1/0 | 1 | 1 | 0 | 0.0 | 0.0 | 0 | 0 | 0 | 0 | 0 | 0 |
| Oct 8 | at Ind | L | 1/0 | 2 | 1 | 1 | 0.0 | 0.0 | 0 | 0 | 0 | 0 | 0 | 0 |
| Oct 15 | at Was | L | 1/0 | 1 | 0 | 1 | 0.0 | 0.0 | 0 | 0 | 0 | 0 | 0 | 0 |
| Oct 22 | Dal | L | – | – | INACTIVE (Calf) | | | | – | – | – | – | – | – |
| Oct 29 | at Phi | L | – | – | INACTIVE (Calf) | | | | – | – | – | – | – | – |
| Nov 5 | Arz | L | – | – | INACTIVE (Calf) | | | | – | – | – | – | – | – |
| Nov 12 | NYG | W | – | – | INACTIVE (Calf) | | | | – | – | – | – | – | – |
| Nov 26 | Sea | L | – | – | INACTIVE | | | – | – | – | – | – | – | – |
| Dec 3 | at Chi | W | – | – | INACTIVE | | | – | – | – | – | – | – | – |
| Dec 10 | at Hou | W | 1/0 | 4 | 2 | 2 | 0.0 | 0.0 | 0 | 0 | 0 | 0 | 1 | 0 |
| Dec 17 | Ten | W | 1/0 | 0 | 0 | 0 | 0.0 | 0.0 | 0 | 0 | 0 | 0 | 0 | 0 |
| Dec 24 | Jax | W | – | – | INACTIVE | | | – | – | – | – | – | – | – |
| Dec 31 | at LAR | W | – | – | INACTIVE | | | – | – | – | – | – | – | – |
| **TOTALS** | | | **7/0** | **9** | **5** | **4** | **1.0** | **1.0** | **0** | **0** | **0** | **0** | **1** | **0** |

## LYNCH'S CAREER STATISTICS

| | | | | TACKLES | | | | | INTERCEPTIONS | | | | | FUMBLES | | |
|---|---|---|---|---|---|---|---|---|---|---|---|---|---|---|---|---|
| YEAR | TEAM | GP | GS | TOT | SOL | AST | SACKS | YDS | INT | YDS | LG | TD | PD | FF | FR | YDS |
| 2014 | SF | 16 | 3 | 23 | 18 | 5 | 6.0 | 39.0 | 0 | 0 | – | 0 | 4 | 0 | 0 | 0 |
| 2015 | SF | 14 | 13 | 46 | 37 | 9 | 6.5 | 50.5 | 0 | 0 | – | 0 | 3 | 0 | 0 | 0 |
| 2016 | SF | 7 | 3 | 12 | 10 | 2 | 1.5 | 6.5 | 0 | 0 | – | 0 | 0 | 0 | 0 | 0 |
| 2017 | SF | 7 | 0 | 9 | 5 | 4 | 1.0 | 1.0 | 0 | 0 | – | 0 | 0 | 0 | 1 | 0 |
| **TOTALS** | | **44** | **19** | **90** | **70** | **20** | **15.0** | **97.0** | **0** | **0** | **–** | **0** | **7** | **0** | **1** | **0** |

**Additional Statistics:**
**Blocked Punt – 1:** 2014 (1)

**Milestones:**
**NFL Debut:** at Dal. (9/7/14); **First Start:** at NO (11/9/14); **First Sack:** at Den. (10/19/14 – QB Peyton Manning); **Multi–Sack Games:** 2, Last vs. Sea. (10/22/15 – 2.0; QB Russell Wilson); **First FR:** at Hou. (12/10/17 – WR DeAndre Hopkins)

## LYNCH'S CAREER HIGHS

**Total Tackles:** 6 vs. Sea. (10/22/15)
**Solo:** 5 at Arz. (9/27/15)
**Assists:** 3 vs. Sea. (10/22/15)
**Passes Defensed:** 1 (7 times) Last vs. Arz. (11/29/15)
**Sacks:** 2.0 (2 times) Last vs. Sea. (10/22/15)
**Fumble Recoveries:** 1 at Hou. (12/10/17)

## LYNCH'S TRANSACTIONS

Originally the first of two 5th–round (150th overall) draft choices by SF in 2014...Placed on the Reserve/Suspended List on 9/3/16....Placed on the Exempt List on 10/3/16...Activated from the Exempt List on 10/6/16.

## 2016

- Appeared in 7 games (3 starts) and recorded 12 tackles and 1.5 sacks.
- Took down Buccaneers QB Jameis Winston for a 4-yd. loss vs. TB (10/23), marking his 1st sack of the season.
- Combined with DL Ronald Blair to sack QB Bryce Petty vs. NYJ (12/11).
- Part of a 49ers defense that allowed 177 net yds. (99 rush, 78 pass) at LAR (12/24), the fewest given up by the 49ers defense in a single game since 11/19/12 vs. Chi. (143; 85 rush, 58 pass).

## 2015

- Played in 14 games (13 starts) and set career-highs with 46 tackles and 6.5 sacks.
- Registered a sack of Vikings QB Teddy Bridgewater, the 7th of his career, on 4th down late in the 4th qtr. to seal the victory vs. Min. (9/14).
- Recorded the 1st multi-sack game of his career vs. GB (10/4/15), taking down Packers QB Aaron Rodgers twice for a total of 15-yds.

## 2014

- Played in 16 games (3 starts) and registered 23 tackles, 6.0 sacks and 4 PDs. His 6.0 sacks on the season ranked 3rd in the NFL among rookies [StL DT Aaron Donald - 8.0; Ind. LB Jonathan Newsome - 6.5].
- On the 1st series of the game vs. Chi. (9/14), blocked a punt by Bears P Patrick O'Donnell, giving the 49ers the ball at the Bears 8-yd. line. The blocked punt led to a 3-yd. TD pass from QB Colin Kaepernick to WR Michael Crabtree.
- Registered his 1st career sack at Den. (10/19), dropping Broncos QB Peyton Manning for a 7-yd. loss.

## COLLEGE

Played in 24 games (16 starts) and totaled 63 tackles, 11.5 sacks, 1 FF, 1 FR, 19.5 TFLs and 3 PDs during his collegiate career. In 2013 at the University of South Florida, earned First-Team All-AAC honors after playing in 12 games (10 starts), and recording 30 tackles, a team-leading 6.0 sacks and 12.5 TFLs, 1 FR and 1 PD. In 2012, redshirted after transferring from Notre Dame. As a true freshman for the Irish, earned Freshman First-Team All-America honors by the Football Writers Association of America. Played in 12 games (6 starts), and totaled 33 tackles, 5.5 sacks, 1 FF, 7 TFLs and 2 PDs.

## PERSONAL

- Attended Island Coast (Cape Coral, FL) HS where he was selected to first-team all-state, *Florida Times-Union* Super 75 squad, Florida Athletic Coaches Association Division 16 team and *Fort Myers News-Press* All-Area.
- Ranked as the 3rd best DE and 15th best prospect overall in the ESPN 150 rankings while at Island Coast HS.
- Majored in interdisciplinary social science.
- Married to Gabriela Lynch. The two have one son, Messiah Nathaniel Lynch, and are expecting a boy, Samson John Lynch.
- Born Aaron N. Lynch (2/8/93) in Cape Coral, FL.

## INJURY REPORT

**2015:** Inactive at Cle. (12/13) and vs. Cin. (12/20) with a concussion.

**2016:** Inactive 5 games [vs. NO (11/6), at Arz. (11/13), vs. NE (11/20), at Mia. (11/27) and at Chi. (12/4)] with an ankle injury.

**2017:** Inactive for four games [vs. Dal. (10/22), at Phi. (10/29), vs. Arz. (11/5) & vs. NYG (11/12)] with a calf injury.

## LYNCH'S GAME-BY-GAME

**2014**

| Date | Opp | W/L | P/S | Tot | Sol | Ast | Sk | Yds | Int | Yds | PD | FF | FR | Yds |
|---|---|---|---|---|---|---|---|---|---|---|---|---|---|---|
| Sep 7 | at Dal | W | 1/0 | 1 | 0 | 1 | 0.0 | 0.0 | 0 | 0 | 1 | 0 | 0 | 0 |
| Sep 14 | Chi | L | 1/0 | 0 | 0 | 0 | 0.0 | 0.0 | 0 | 0 | 0 | 0 | 0 | 0 |
| Sep 21 | at Arz | L | 1/0 | 0 | 0 | 0 | 0.0 | 0.0 | 0 | 0 | 0 | 0 | 0 | 0 |
| Sep 28 | Phi | W | 1/0 | 1 | 1 | 0 | 0.0 | 0.0 | 0 | 0 | 0 | 0 | 0 | 0 |
| Oct 5 | KC | W | 1/0 | 0 | 0 | 0 | 0.0 | 0.0 | 0 | 0 | 1 | 0 | 0 | 0 |
| Oct 13 | at StL | W | 1/0 | 1 | 1 | 0 | 0.0 | 0.0 | 0 | 0 | 0 | 0 | 0 | 0 |
| Oct 19 | at Den | L | 1/0 | 1 | 1 | 0 | 1.0 | 7.0 | 0 | 0 | 0 | 0 | 0 | 0 |
| Nov 2 | StL | L | 1/0 | 1 | 1 | 0 | 1.0 | 3.0 | 0 | 0 | 1 | 0 | 0 | 0 |
| Nov 9 | at NO | W | 1/1 | 5 | 4 | 1 | 0.0 | 0.0 | 0 | 0 | 1 | 0 | 0 | 0 |
| Nov 16 | at NYG | W | 1/1 | 3 | 2 | 1 | 1.0 | 9.0 | 0 | 0 | 0 | 0 | 0 | 0 |
| Nov 23 | Was | W | 1/0 | 3 | 2 | 1 | 1.0 | 3.0 | 0 | 0 | 0 | 0 | 0 | 0 |
| Nov 27 | Sea | L | 1/0 | 4 | 4 | 0 | 1.0 | 8.0 | 0 | 0 | 0 | 0 | 0 | 0 |
| Dec 7 | at Oak | L | 1/0 | 0 | 0 | 0 | 0.0 | 0.0 | 0 | 0 | 0 | 0 | 0 | 0 |
| Dec 14 | at Sea | L | 1/0 | 1 | 0 | 1 | 0.0 | 0.0 | 0 | 0 | 0 | 0 | 0 | 0 |
| Dec 20 | SD | L | 1/1 | 0 | 0 | 0 | 0.0 | 0.0 | 0 | 0 | 0 | 0 | 0 | 0 |
| Dec 28 | Arz | W | 1/0 | 2 | 2 | 0 | 1.0 | 9.0 | 0 | 0 | 0 | 0 | 0 | 0 |
| **TOTALS** | | | **16/3** | **23** | **18** | **5** | **6.0** | **39.0** | **0** | **0** | **4** | **0** | **0** | **0** |

**2015**

| Date | Opp | W/L | P/S | Tot | Sol | Ast | Sk | Yds | Int | Yds | PD | FF | FR | Yds |
|---|---|---|---|---|---|---|---|---|---|---|---|---|---|---|
| Sep 14 | Min | W | 1/0 | 5 | 4 | 1 | 1.0 | 14.0 | 0 | 0 | 1 | 0 | 0 | 0 |
| Sep 20 | at Pit | L | 1/1 | 1 | 1 | 0 | 0.0 | 0.0 | 0 | 0 | 0 | 0 | 0 | 0 |
| Sep 27 | at Arz | L | 1/1 | 5 | 5 | 0 | 0.0 | 0.0 | 0 | 0 | 0 | 0 | 0 | 0 |
| Oct 4 | GB | L | 1/1 | 4 | 4 | 0 | 2.0 | 15.0 | 0 | 0 | 0 | 0 | 0 | 0 |
| Oct 11 | at NYG | L | 1/1 | 3 | 1 | 2 | 0.0 | 0.0 | 0 | 0 | 0 | 0 | 0 | 0 |
| Oct 18 | Bal | W | 1/1 | 5 | 3 | 2 | 0.0 | 0.0 | 0 | 0 | 1 | 0 | 0 | 0 |
| Oct 22 | Sea | L | 1/1 | 6 | 3 | 3 | 2.0 | 11.0 | 0 | 0 | 0 | 0 | 0 | 0 |
| Nov 1 | at StL | L | 1/1 | 1 | 1 | 0 | 0.0 | 0.0 | 0 | 0 | 0 | 0 | 0 | 0 |
| Nov 8 | Atl | W | 1/1 | 3 | 3 | 0 | 1.0 | 9.0 | 0 | 0 | 0 | 0 | 0 | 0 |
| Nov 22 | at Sea | L | 1/1 | 4 | 4 | 0 | 0.5 | 1.5 | 0 | 0 | 0 | 0 | 0 | 0 |
| Nov 29 | Arz | L | 1/1 | 3 | 3 | 0 | 0.0 | 0.0 | 0 | 0 | 1 | 0 | 0 | 0 |
| Dec 6 | at Chi | W | 1/1 | 3 | 3 | 0 | 0.0 | 0.0 | 0 | 0 | 0 | 0 | 0 | 0 |
| Dec 13 | at Cle | L | – | – | INACTIVE (Concussion) | | | | | | – | – | – | – |
| Dec 20 | Cin | L | – | – | INACTIVE (Concussion) | | | | | | – | – | – | – |
| Dec 27 | at Det | L | 1/1 | 1 | 1 | 0 | 0.0 | 0.0 | 0 | 0 | 0 | 0 | 0 | 0 |
| Jan 3 | StL | W | 1/1 | 2 | 1 | 1 | 0.0 | 0.0 | 0 | 0 | 0 | 0 | 0 | 0 |
| **TOTALS** | | | **14/13** | **46** | **37** | **9** | **6.5** | **50.5** | **0** | **0** | **3** | **0** | **0** | **0** |

**2016**

| Date | Opp | W/L | P/S | Tot | Sol | Ast | Sk | Yds | Int | Yds | PD | FF | FR | Yds |
|---|---|---|---|---|---|---|---|---|---|---|---|---|---|---|
| Sep 12 | LAR | W | – | – | RESERVE/SUSPENDED | | | | | | – | – | – | – |
| Sep 18 | at Car | L | – | – | RESERVE/SUSPENDED | | | | | | – | – | – | – |
| Sep 25 | at Sea | L | – | – | RESERVE/SUSPENDED | | | | | | – | – | – | – |
| Oct 2 | Dal | L | – | – | RESERVE/SUSPENDED | | | | | | – | – | – | – |
| Oct 6 | Arz | L | 1/1 | 2 | 2 | 0 | 0.0 | 0.0 | 0 | 0 | 0 | 0 | 0 | 0 |
| Oct 16 | at Buf | L | 1/1 | 0 | 0 | 0 | 0.0 | 0.0 | 0 | 0 | 0 | 0 | 0 | 0 |
| Oct 23 | TB | L | 1/1 | 3 | 2 | 1 | 1.0 | 4.0 | 0 | 0 | 0 | 0 | 0 | 0 |
| Nov 6 | NO | L | – | – | – | INACTIVE (Ankle) | | | – | – | – | – | – | – |
| Nov 13 | at Arz | L | – | – | – | INACTIVE (Ankle) | | | – | – | – | – | – | – |
| Nov 20 | NE | L | – | – | – | INACTIVE (Ankle) | | | – | – | – | – | – | – |
| Nov 27 | at Mia | L | – | – | – | INACTIVE (Ankle) | | | – | – | – | – | – | – |
| Dec 4 | at Chi | L | – | – | – | INACTIVE (Ankle) | | | – | – | – | – | – | – |
| Dec 11 | NYJ | L | 1/0 | 1 | 1 | 0 | 0.5 | 2.5 | 0 | 0 | 0 | 0 | 0 | 0 |
| Dec 18 | at Atl | L | 1/0 | 3 | 3 | 0 | 0.0 | 0.0 | 0 | 0 | 0 | 0 | 0 | 0 |
| Dec 24 | at LAR | W | 1/0 | 0 | 0 | 0 | 0.0 | 0.0 | 0 | 0 | 0 | 0 | 0 | 0 |
| Jan 1 | Sea | L | 1/0 | 3 | 2 | 1 | 0.0 | 0.0 | 0 | 0 | 0 | 0 | 0 | 0 |
| **TOTALS** | | | **7/3** | **12** | **10** | **2** | **1.5** | **6.5** | **0** | **0** | **0** | **0** | **0** | **0** |

# GREG MABIN

**26**

DB » 6-2 » 200 » IOWA

6.25.94 » FORT LAUDERDALE, FL » CALVARY CHRISTIAN ACADEMY, FORT LAUDERDALE, FL » ROOKIE » ACQUIRED FA IN '17

## 2017 HIGHLIGHTS

- Activated from the team's practice squad on 11/1, played in 7 games and tallied 1 tackle, 1 PD and 1 special teams tackle.

## GOLDMINE

- As part of the 49ers annual Thanksgiving celebrations, Mabin and his teammates visited Cityteam San Jose to serve a holiday feast to over 300 people in need. Guests enjoyed turkey along with all of the usual holiday sides, while getting to know the 49ers.

- Mabin comes from a family of successful athletes. His father, Wesley, played cornerback at the University of Nebraska, where he won two National Championships in 1970 and 1971. Mabin's family also has NFL ties, as his cousin, Jordan Mabin previously played cornerback for multiple NFL teams from 2012-15 and his cousin, Dorin Dickerson, also spent time in the NFL as a tight end from 2010-15. "Dorin says me and Jordan couldn't check him. We always go back and forth with each other, but they're just happy for me," said Mabin. "They just want me to succeed and do this for as long as I can."
- After earning a scholarship to Iowa as a wide receiver, Hawkeyes head coach Kirk Ferentz called Mabin into his office prior to his sophomore season and proposed an idea he had for a while. "He said my skill set would probably transition better for cornerback rather than a receiver," said Mabin. Now in his first NFL season as a cornerback, Mabin has no complaints with coach Ferentz's decision. "It's working out for me so far."

## MABIN'S GOLDEN NUGGETS

- Played with 49ers teammates, QB C.J. Beathard and TE George Kittle at the University of Iowa.
- Transitioned from wide receiver to defensive back prior to 2013 spring practice at Iowa.

## MABIN'S GAME-BY-GAME

**2017 (Buffalo/San Francisco)**

| Date | Opp | W/L | P/S | Tot | Sol | Ast | Sk | Yds | Int | Yds | PD | FF | FR | Yds |
|---|---|---|---|---|---|---|---|---|---|---|---|---|---|---|
| **SIGNED TO BUF PRACTICE SQUAD ON 9/14** | | | | | | | | | | | | | | |
| Sep 17 | at Car | – | – | PRACTICE SQUAD | | | | – | – | – | – | – | – | – |
| Sep 24 | Den | – | – | PRACTICE SQUAD | | | | – | – | – | – | – | – | – |
| Oct 1 | at Atl | – | – | PRACTICE SQUAD | | | | – | – | – | – | – | – | – |
| **PROMOTED TO BUF ACTIVE ROSTER ON 10/7** | | | | | | | | | | | | | | |
| Oct 8 | at Cin | L | 1/0 | 0 | 0 | 0 | 0.0 | 0.0 | 0 | 0 | 1 | 0 | 0 | 0 |
| **WAIVED BY BUF ON 10/16** | | | | | | | | | | | | | | |
| **SIGNED TO SF PRACTICE SQUAD ON 10/18** | | | | | | | | | | | | | | |
| Oct 22 | Dal | – | – | PRACTICE SQUAD | | | | – | – | – | – | – | – | – |
| Oct 29 | at Phi | – | – | PRACTICE SQUAD | | | | – | – | – | – | – | – | – |
| **PROMOTED TO SF ACTIVE ROSTER ON 11/1** | | | | | | | | | | | | | | |
| Nov 5 | Arz | L | 1/0 | 0 | 0 | 0 | 0.0 | 0.0 | 0 | 0 | 0 | 0 | 0 | 0 |
| Nov 12 | NYG | W | 1/0 | 0 | 0 | 0 | 0.0 | 0.0 | 0 | 0 | 0 | 0 | 0 | 0 |
| Nov 26 | Sea | L | 1/0 | 0 | 0 | 0 | 0.0 | 0.0 | 0 | 0 | 0 | 0 | 0 | 0 |
| Dec 3 | at Chi | W | 1/0 | 0 | 0 | 0 | 0.0 | 0.0 | 0 | 0 | 0 | 0 | 0 | 0 |
| Dec 10 | at Hou | W | 1/0 | 0 | 0 | 0 | 0.0 | 0.0 | 0 | 0 | 0 | 0 | 0 | 0 |
| Dec 17 | Ten | W | – | – | INACTIVE (Calf) | | | | – | – | – | – | – | – |
| Dec 24 | Jax | W | – | – | INACTIVE (Calf) | | | | – | – | – | – | – | – |
| Dec 31 | at LAR | W | 1/0 | 1 | 0 | 1 | 0.0 | 0.0 | 0 | 0 | 0 | 0 | 0 | 0 |
| **TOTALS** | | | **7/0** | **1** | **0** | **1** | **0.0** | **0.0** | **0** | **0** | **1** | **0** | **0** | **0** |

## MABIN'S CAREER STATISTICS

| | | | | TACKLES | | | | | INTERCEPTIONS | | | | | FUMBLES | | |
|---|---|---|---|---|---|---|---|---|---|---|---|---|---|---|---|---|
| YEAR | TEAM | GP | GS | TOT | SOL | AST | SACKS | YDS | INT | YDS | LG | TD | PD | FF | FR | YDS |
| 2017 | BUF/SF | 7 | 0 | 1 | 0 | 1 | 0.0 | 0.0 | 0 | 0 | – | 0 | 1 | 0 | 0 | 0 |
| **TOTALS** | | **7** | **0** | **1** | **0** | **1** | **0.0** | **0.0** | **0** | **0** | **–** | **0** | **1** | **0** | **0** | **0** |

**Additional Statistics:**
**Special Teams Tackles – 1:** 2017 (1)

**Milestones:**
**NFL Debut:** at Cin. (10/8/17)

## MABIN'S CAREER HIGHS

**Tackles:** 1 at LAR (12/31/17)
**Assists:** 1 at LAR (12/31/17)
**Passes Defensed:** 1 at Cin. (10/8/17)

## MABIN'S TRANSACTIONS

Originally signed as an undrafted free agent by TB on 5/1/17...Waived by TB on 5/8/17...Signed a one–year deal with Buf. on 6/1/17...Waived by Buf. on 9/12/17...Signed to Buf. practice squad on 9/14/17...Promoted to Buf. active roster on 10/7/17...Waived by Buf. on 10/16/17...Signed to SF practice squad on 10/18/17...Promoted to SF active roster on 11/1/17.

## COLLEGE

Appeared in 36 games (35 starts) over his five years (2012-16) at Iowa and totaled 144 tackles, 19 PDs, 3 INTs, 2.5 TFLs, 5.0 sacks, 2 FFs and 2 FRs. As a senior in 2016, started all 9 games and registered 37 tackles, 3 PDs, and 1 FF, earning Honorable Mention All-Big Ten honors. In 2015, appeared in 14 games, finishing with 54 tackles, 10 PDs, 1 FF and 2 INTs. As a sophomore, appeared in all 13 games (12 starts) and recorded 53 tackles, 6 PDs, 2.0 TFLs, 2 FRs and 1 INT. Did not see game action in 2013 after redshirting in 2012.

## PERSONAL

- Attended Calvary Christian Academy (Fort Lauderdale, FL) , where he played wide receiver, defensive back and kick returner. He totaled 877 yds. and 15 TDs on 52 recepts. as a senior, with 1 rushing TD and 2 INTs and a TD on defense. Had 59 recepts. for 1,094 yds. and 12 TDs as a junior, with one KO return TD and 2 INTs. As a sophomore, finished with 42 recepts. for 906 yds. and 10 TDs with 1 INT and 1 punt return TD.
- In addition to football, also lettered in basketball and track at Calvary Christian.
- Graduated from Iowa with a degree in health and human physiology.
- Transitioned from wide receiver to defensive back for 2013 spring practice at Iowa.
- Born Greg Mabin (6/25/94) in Fort Lauderdale, FL.

## INJURY REPORT

**2017:** Inactive vs. Ten. (12/17) and vs. Jax. (12/24) with a calf injury.

# ERIK MAGNUSON

62

OL » 6-6 » 304 » MICHIGAN

1.5.94 » CARLSBAD, CA » LA COSTA CANYON HS, CARLSBAD, CA » ROOKIE » ACQUIRED FA IN '17

## 2017 HIGHLIGHTS

- Played in 4 games (2 starts) before being placed on the Injured Reserve List on 11/29.

## GOLDMINE

- The 49ers partnered with Furry Friends Pet Assisted Therapy Services for animal therapy, while providing confidence building activities for students in the Leland High School special needs program in an effort to erase the stigma attached to special needs. Magnuson and his teammates spent time with students with autism, mental illness and learning disabilities as they play board games, working on social skills including conversational queues and eye contact through the hands-on activity. Players will also partner with animal therapy dogs to uplift students through one-on-one interactions.

## MAGNUSON'S GOLDEN NUGGET

- Won the Hugh R. Rader Memorial Award as a senior in 2016 at Michigan after starting all 12 games at right tackle. The award honors the school's top lineman. He also earned First-Team All-Big Ten honors.

## GOLDMINE (CONTINUED)

- Magnuson is a fan of comedians and comedy in general. Various former teammates at Michigan have said he was easily the funniest guy on the team. "Chris Farley is my all-time favorite. His movies are hilarious," said Magnuson when asked about what type of comedy he enjoys. "And I like Will Ferrell." Along with offensive lineman Kyle Kalis, he began his own weekly comedy show 'Gone Piggin' which aired every monday on WOLV TV. When speaking to media before the show first aired, he said he planned for the show to be somewhat similar to 'Wayne's World.'

## MAGNUSON'S CAREER STATISTICS

**GAMES/STARTS – 4/2:** 2017 (4/2)

**Milestones:**
**NFL Debut:** at Phi. (10/29/17); **First Start:** vs. Arz. (11/5)

## MAGNUSON'S TRANSACTIONS

Originally signed as an undrafted free agent by SF on 5/4/17...Placed on the Injured Reserve List on 11/29/17.

## COLLEGE

Appeared in 46 games (37 starts) along the offensive line during his five-year career at Michigan. As a senior in 2016, started all 12 games at RT to earn the Hugh R. Rader Memorial Award as Michigan's top lineman and First-Team All-Big Ten honors. In 2015, earned Third-Team All-Big Ten honors after starting all 12 games at RT. As a sophomore, appeared in 8 games (5 starts). As a freshman in 2013, appeared in 12 games (7 starts). Redshirted in 2012.

## PERSONAL

- Attended La Costa Canyon (Carlsbad, CA) HS, where he was a three-year starter. Was named to the U.S. Army All-American game as a senior and was also a two-time all-state, two-time all-county and two-time all-academic selection.
- Also earned three letters in basketball at La Costa Canyon.
- Majored in sociology at Michigan.
- Born Erik Gifford Magnuson 1/5/94 in Carlsbad, CA.

## INJURY REPORT

**2017:** Placed on the Injured Reserve List on 11/29 with a foot injury.

# CASSIUS MARSH

**54**

DL » 6-4 » 245 » UCLA

7.7.92 » WESTLAKE VILLAGE, CA » OAKS CHRISTIAN HS, WESTLAKE VILLAGE, CA » 4TH YEAR » ACQUIRED WAI IN '17 - NE

## 2017 HIGHLIGHTS

- Claimed off waivers on 11/22, played in 6 games and tallied 10 tackles, 2.0 sacks and 2 FFs with San Francisco.
- Registered a strip-sack of Bears QB Mitchell Trubisky at Chi. (12/3), marking his 1st FF and sack as a member of the 49ers.
- Notched a strip-sack of Rams QB Sean Mannion at LAR (12/31), marking his 3rd sack and 3rd FF of the season.

## GOLDMINE

- In June of 2017, Marsh hosted the "Cassius Marsh and Friends Football Camp" at Renton Memorial Stadium in Renton, WA. Marsh and various coaches offered hands-on training for fundamental football skills at the day long camp for youth ages 6-18, placing campers in small groups to ensure each child gets the most out of their camp experience. Marsh focused on providing an energetic, positive environment to learn and also gave away various gifts to each child who was in attendance.
- During the summer of 2017, Marsh was invited as a special guest to Grand Prix Las Vegas, a five-day *Magic* fest featuring *Magic* artists, vendors, cosplay and three competitive tournaments. "It was cool to just bring the community together, bring 12s together, the *Magic* community and just have a fun night," said Marsh. He was introduced to the game in middle school, has played casually for over a decade and is a huge collector of *Magic* cards. Grand Prix Las Vegas was his first large-scale tournament. During the tournament, Marsh played a televised feature match which was viewed by thousands. Though Marsh didn't finish atop the final standings, he described the weekend as a blast.

## MARSH'S GOLDEN NUGGETS

- Marsh's father, Curtis Marsh, Sr., played wide receiver in the NFL for three seasons, playing for the Jacksonville Jaguars (1995-96) and Pittsburgh Steelers (1997) before concluding his career playing for the Saskatchewan Roughriders (CFL). He was drafted in the seventh round (219th overall) of the 1995 NFL Draft by the Jaguars.
- Marsh's older brother, Curtis Marsh, Jr., played cornerback for the Philadelphia Eagles (2011-13) and Cincinnati Bengals 2013). He was drafted in the third round (90th overall) of the 2011 NFL Draft by the Eagles.

## MARSH'S GAME-BY-GAME

**2017 (New England/San Francisco)**

| Date | Opp | W/L | P/S | Tot | Sol | Ast | Sk | Yds | Int | Yds | PD | FF | FR | Yds |
|---|---|---|---|---|---|---|---|---|---|---|---|---|---|---|
| | | | | | | WITH NE | | | | | | | | |
| Sep 7 | KC | L | 1/0 | 3 | 2 | 1 | 0.0 | 0.0 | 0 | 0 | 0 | 0 | 0 | 0 |
| Sep 17 | at NO | W | 1/0 | 0 | 0 | 0 | 0.0 | 0.0 | 0 | 0 | 0 | 0 | 0 | 0 |
| Sep 24 | Hou | W | 1/1 | 4 | 4 | 0 | 1.0 | 7.0 | 0 | 0 | 0 | 1 | 0 | 0 |
| Oct 1 | Car | L | 1/0 | 4 | 3 | 1 | 0.0 | 0.0 | 0 | 0 | 0 | 0 | 0 | 0 |
| Oct 5 | at TB | W | 1/0 | 1 | 1 | 0 | 0.0 | 0.0 | 0 | 0 | 0 | 0 | 0 | 0 |
| Oct 15 | at NYJ | W | 1/0 | 2 | 2 | 0 | 0.0 | 0.0 | 0 | 0 | 0 | 0 | 0 | 0 |
| Oct 22 | Atl | W | 1/0 | 0 | 0 | 0 | 0.0 | 0.0 | 0 | 0 | 0 | 0 | 0 | 0 |
| Nov 29 | LAC | W | 1/0 | 2 | 2 | 0 | 0.0 | 0.0 | 0 | 0 | 0 | 0 | 0 | 0 |
| Nov 12 | at Den | W | – | – | INACTIVE (Shoulder) | | | | – | – | | – | – | – |
| Nov 19 | at Oak | W | 1/0 | 0 | 0 | 0 | 0.0 | 0.0 | 0 | 0 | 0 | 0 | 0 | 0 |
| | | | | | WAIVED BY NE ON 11/21 | | | | | | | | | |
| | | | | | CLAIMED OFF WAIVERS BY SF ON 11/22 | | | | | | | | | |
| Nov 26 | Sea | L | 1/0 | 2 | 2 | 0 | 0.0 | 0.0 | 0 | 0 | 0 | 0 | 0 | 0 |
| Dec 3 | at Chi | W | 1/0 | 1 | 1 | 0 | 1.0 | 14.0 | 0 | 0 | 0 | 1 | 0 | 0 |
| Dec 10 | at Hou | W | 1/0 | 2 | 1 | 1 | 0.0 | 0.0 | 0 | 0 | 0 | 0 | 0 | 0 |
| Dec 17 | Ten | W | 1/0 | 1 | 1 | 0 | 0.0 | 0.0 | 0 | 0 | 0 | 0 | 0 | 0 |
| Dec 24 | Jax | W | 1/0 | 1 | 1 | 0 | 0.0 | 0.0 | 0 | 0 | 0 | 0 | 0 | 0 |
| Dec 31 | at LAR | W | 1/0 | 3 | 3 | 0 | 1.0 | 6.0 | 0 | 0 | 0 | 1 | 0 | 0 |
| **TOTALS** | | | **15/1** | **26** | **23** | **3** | **3.0** | **27.0** | **0** | **0** | **0** | **3** | **0** | **0** |

## MARSH'S CAREER STATISTICS

| | | | | TACKLES | | | | | INTERCEPTIONS | | | | | FUMBLES | | |
|---|---|---|---|---|---|---|---|---|---|---|---|---|---|---|---|---|
| YEAR | TEAM | GP | GS | TOT | SOL | AST | SACKS | YDS | INT | YDS | LG | TD | PD | FF | FR | YDS |
| 2014 | SEA | 5 | 0 | 5 | 1 | 4 | 0.0 | 0.0 | 0 | 0 | – | 0 | 0 | 0 | 0 | 0 |
| 2015 | SEA | 16 | 0 | 18 | 12 | 6 | 0.0 | 0.0 | 0 | 0 | – | 0 | 0 | 0 | 0 | 0 |
| 2016 | SEA | 16 | 1 | 17 | 11 | 6 | 3.0 | 29.0 | 0 | 0 | – | 0 | 0 | 1 | 1 | 0 |
| 2017 | NE/SF | 15 | 1 | 26 | 23 | 3 | 3.0 | 27.0 | 0 | 0 | – | 0 | 0 | 3 | 0 | 0 |
| **TOTALS** | | **52** | **2** | **66** | **47** | **19** | **6.0** | **56.0** | **0** | **0** | **–** | **0** | **0** | **4** | **1** | **0** |

**PLAYOFFS**

| | | | | TACKLES | | | | | INTERCEPTIONS | | | | | FUMBLES | | |
|---|---|---|---|---|---|---|---|---|---|---|---|---|---|---|---|---|
| YEAR | TEAM | GP | GS | TOT | SOL | AST | SACKS | YDS | INT | YDS | LG | TD | PD | FF | FR | YDS |
| 2014 | SEA | – | – | – | INJURED RESERVE (Foot) | | | – | – | – | – | – | – | – | – | – |
| 2015 | SEA | 2 | 0 | 1 | 0 | 1 | 0.0 | 0.0 | 0 | 0 | – | 0 | 0 | 0 | 0 | 0 |
| 2016 | SEA | 2 | 0 | 0 | 0 | 0 | 0.0 | 0.0 | 0 | 0 | – | 0 | 0 | 0 | 0 | 0 |
| **TOTALS** | | **4** | **0** | **1** | **0** | **1** | **0.0** | **0.0** | **0** | **0** | **–** | **0** | **0** | **0** | **0** | **0** |

**Additional Statistics:**

**Special Teams Tackles:** Regular Season – 19: 2015 (10); 2016 (5); 2017 (4); Postseason – 2: 2015 (1); 2016 (1)
**Blocked Field Goal – 2:** 2016 (1); 2017 (1)

**Milestones:**

**NFL Debut:** vs. GB (9/4/14); **First Start:** at Arz. (10/23/16); **First Sack:** vs. Mia. (9/11/16 – QB Ryan Tannehill); **First FF:** vs. Mia. (9/11/16 – QB Ryan Tannehill); **First FR:** vs. Car. (12/4/16 – RB Jonathan Stewart)

## MARSH'S CAREER HIGHS

**Total Tackles:** Regular Season – 4 (4 times) Last vs. Car. (10/1/17); Postseason – 1 at Car. (1/17/16)
**Solo:** 4 vs. Hou. (9/24/17)
**Assists:** Regular Season – 3 vs. Den. (9/21/14); Postseason – 1 at Car. (1/17/16)
**Sacks:** 1.0 (5 times) Last at Chi. (12/3/17)
**Forced Fumbles:** 1 (3 times) Last at Chi. (12/3/17)
**Fumble Recoveries:** 1 vs. Car. (12/4/16)

## MARSH'S TRANSACTIONS

Originally a 4th–round (108th overall) draft choice by Sea. in 2014...Placed on the Injured Reserve List on 10/18/14...Traded to NE on 9/2/17...Waived by NE on 11/21/17...Claimed off waivers by SF on 11/22/17.

## 2016 (SEATTLE)

- Saw action in all 16 games for the 2nd consecutive season and registered 17 tackles, a career-high 3.0 sacks and the 1st FF and FR of his career. Appeared in 2 postseason contests.
- Finished with 1 tackle and the 1st sack of his career vs. Mia. (9/11), bringing down Dolphins QB Ryan Tannehill for a 9-yd. loss. Tannehil also fumbled on the play, marking the 1st FF of his career. Also added a blocked FGA by Dolphins K Andrew Franks.
- Registered 2 tackles and 1 sack for 13 yds. vs. Atl. (10/16).
- In his 1st career start at Arz. (10/23), added 1 tackle.
- Recovered a Panthers RB Jonathan Stewart fumble vs. Car. (12/4), for the 1st FR of his career.
- Finished with 2 tackles and 1 sack vs. LAR (12/15).

## 2015 (SEATTLE)

- Saw action in all 16 games for the 1st time in his career, finishing with 18 tackles and 10 tackles on special teams. Appeared in both postseason contests, adding 1 tackle.
- Finished with a season-high 3 tackles at Cin. (10/11).
- Added 1 tackle in the 2nd postseason game of his career at Car. (1/17/16 - NFC-D).

## 2014 (SEATTLE)

- Appeared in the 1st 5 games of the season prior to being placed on the Injured Reserve List on 10/18. Finished the season with
- Made his NFL debut in the season opener vs. GB (9/4).
- Registered his 1st career tackle vs. Den. (9/21), finishing with 4 on the day.

## COLLEGE

Appeared in 50 games (38 starts) at UCLA (2010-13), where he registered 155 tackles, 25.5 TFLs, 16 sacks, 5 FRs and 2 FFs. As a senior in 2013, saw action in all 13 games (12 starts) and finished with a career-high 60 tackles to go along with 10.5 TFLs. 6 sacks, 1 PD and 1 FR to earn Honorable Mention All-Pac-12 honors. In 2012, started all 14 games and ranked 2nd on the team among defensive linemen with 50 tackles while adding 10.5 TFLs and 8 sacks. Also blocked 2 kicks on the season. Saw action in 12 games (8 starts) in 2011 and registered 15 tackles and 2 sacks. As a freshman in 2010, appeared in 11 games (4 starts) and finished with 23 tackles and 1 FR.

## PERSONAL

- Attended Oaks Christian (Westlake Village, CA) HS. As a junior, earned first-team all-state underclass honors in 2008 and was an all-CIF pick after finishing with 55 tackles (33 solo), 16 sacks and 2 FFs. As a senior in 2009, recorded 83 tackles, including 23 sacks, as a defensive tackle.
- Graduated with a degree in communications studies at UCLA.
- Born Cassius Lee Marsh (7/7/92) in Mission Hills, CA.

## INJURY REPORT

**2014:** Placed on the Injured Reserve List on 10/18 with a foot injury.

**2017:** Inactive at Den. (11/12) with a shoulder injury.

## MARSH'S GAME-BY-GAME

**2014 (Seattle)**

| Date | Opp | W/L | P/S | Tot | Sol | Ast | Sk | Yds | Int | Yds | PD | FF | FR | Yds |
|---|---|---|---|---|---|---|---|---|---|---|---|---|---|---|
| Sep 4 | GB | L | 1/0 | 0 | 0 | 0 | 0.0 | 0.0 | 0 | 0 | 0 | 0 | 0 | 0 |
| Sep 14 | at SD | W | 1/0 | 0 | 0 | 0 | 0.0 | 0.0 | 0 | 0 | 0 | 0 | 0 | 0 |
| Sep 21 | Den | W | 1/0 | 4 | 1 | 3 | 0.0 | 0.0 | 0 | 0 | 0 | 0 | 0 | 0 |
| Oct 6 | at Was | L | 1/0 | 1 | 0 | 1 | 0.0 | 0.0 | 0 | 0 | 0 | 0 | 0 | 0 |
| Oct 12 | Dal | W | 1/0 | 0 | 0 | 0 | 0.0 | 0.0 | 0 | 0 | 0 | 0 | 0 | 0 |
| | **PLACED ON INJURED RESERVE (Foot) ON 10/18** | | | | | | | | | | | | | |
| **TOTALS** | | | **5/0** | **5** | **1** | **4** | **0.0** | **0.0** | **0** | **0** | **0** | **0** | **0** | **0** |

**2015 (Seattle)**

| Date | Opp | W/L | P/S | Tot | Sol | Ast | Sk | Yds | Int | Yds | PD | FF | FR | Yds |
|---|---|---|---|---|---|---|---|---|---|---|---|---|---|---|
| Sep 13 | at StL | L | 1/0 | 2 | 1 | 1 | 0.0 | 0.0 | 0 | 0 | 0 | 0 | 0 | 0 |
| Sep 20 | at GB | L | 1/0 | 0 | 0 | 0 | 0.0 | 0.0 | 0 | 0 | 0 | 0 | 0 | 0 |
| Sep 27 | Chi | W | 1/0 | 1 | 0 | 1 | 0.0 | 0.0 | 0 | 0 | 0 | 0 | 0 | 0 |
| Oct 5 | Det | W | 1/0 | 1 | 1 | 0 | 0.0 | 0.0 | 0 | 0 | 0 | 0 | 0 | 0 |
| Oct 11 | at Cin | L | 1/0 | 3 | 2 | 1 | 0.0 | 0.0 | 0 | 0 | 0 | 0 | 0 | 0 |
| Oct 18 | Car | L | 1/0 | 2 | 0 | 2 | 0.0 | 0.0 | 0 | 0 | 0 | 0 | 0 | 0 |
| Oct 22 | at SF | W | 1/0 | 1 | 1 | 0 | 0.0 | 0.0 | 0 | 0 | 0 | 0 | 0 | 0 |
| Nov 1 | at Dal | W | 1/0 | 2 | 2 | 0 | 0.0 | 0.0 | 0 | 0 | 0 | 0 | 0 | 0 |
| Nov 15 | Arz | L | 1/0 | 1 | 1 | 0 | 0.0 | 0.0 | 0 | 0 | 0 | 0 | 0 | 0 |
| Nov 22 | SF | W | 1/0 | 1 | 1 | 0 | 0.0 | 0.0 | 0 | 0 | 0 | 0 | 0 | 0 |
| Nov 29 | Pit | W | 1/0 | 1 | 0 | 1 | 0.0 | 0.0 | 0 | 0 | 0 | 0 | 0 | 0 |
| Dec 6 | at Min | W | 1/0 | 2 | 2 | 0 | 0.0 | 0.0 | 0 | 0 | 0 | 0 | 0 | 0 |
| Dec 13 | at Bal | W | 1/0 | 1 | 1 | 0 | 0.0 | 0.0 | 0 | 0 | 0 | 0 | 0 | 0 |
| Dec 20 | Cle | W | 1/0 | 0 | 0 | 0 | 0.0 | 0.0 | 0 | 0 | 0 | 0 | 0 | 0 |
| Dec 27 | StL | L | 1/0 | 0 | 0 | 0 | 0.0 | 0.0 | 0 | 0 | 0 | 0 | 0 | 0 |
| Jan 3 | at Arz | W | 1/0 | 0 | 0 | 0 | 0.0 | 0.0 | 0 | 0 | 0 | 0 | 0 | 0 |
| **TOTALS** | | | **16/0** | **18** | **12** | **6** | **0.0** | **0.0** | **0** | **0** | **0** | **0** | **0** | **0** |

**2015 Postseason (Seattle)**

| Date | Opp | W/L | P/S | Tot | Sol | Ast | Sk | Yds | Int | Yds | PD | FF | FR | Yds |
|---|---|---|---|---|---|---|---|---|---|---|---|---|---|---|
| Jan 10 | at Min | W | 1/0 | 0 | 0 | 0 | 0.0 | 0.0 | 0 | 0 | 0 | 0 | 0 | 0 |
| Jan 17 | at Car | L | 1/0 | 1 | 0 | 1 | 0.0 | 0.0 | 0 | 0 | 0 | 0 | 0 | 0 |
| **TOTALS** | | | **2/0** | **1** | **0** | **1** | **0.0** | **0.0** | **0** | **0** | **0** | **0** | **0** | **0** |

**2016 (Seattle)**

| Date | Opp | W/L | P/S | Tot | Sol | Ast | Sk | Yds | Int | Yds | PD | FF | FR | Yds |
|---|---|---|---|---|---|---|---|---|---|---|---|---|---|---|
| Sep 11 | Mia | W | 1/0 | 1 | 1 | 0 | 1.0 | 9.0 | 0 | 0 | 0 | 1 | 0 | 0 |
| Sep 18 | at LAR | L | 1/0 | 0 | 0 | 0 | 0.0 | 0.0 | 0 | 0 | 0 | 0 | 0 | 0 |
| Sep 25 | SF | W | 1/0 | 1 | 0 | 1 | 0.0 | 0.0 | 0 | 0 | 0 | 0 | 0 | 0 |
| Oct 2 | at NYJ | W | 1/0 | 1 | 1 | 0 | 0.0 | 0.0 | 0 | 0 | 0 | 0 | 0 | 0 |
| Oct 16 | Atl | W | 1/0 | 2 | 1 | 1 | 1.0 | 13.0 | 0 | 0 | 0 | 0 | 0 | 0 |
| Oct 23 | at Arz | T | 1/1 | 1 | 1 | 0 | 0.0 | 0.0 | 0 | 0 | 0 | 0 | 0 | 0 |
| Oct 30 | at NO | L | 1/0 | 0 | 0 | 0 | 0.0 | 0.0 | 0 | 0 | 0 | 0 | 0 | 0 |
| Nov 7 | Buf | W | 1/0 | 0 | 0 | 0 | 0.0 | 0.0 | 0 | 0 | 0 | 0 | 0 | 0 |
| Nov 13 | at NE | W | 1/0 | 1 | 1 | 0 | 0.0 | 0.0 | 0 | 0 | 0 | 0 | 0 | 0 |
| Nov 20 | Phi | W | 1/0 | 1 | 1 | 0 | 0.0 | 0.0 | 0 | 0 | 0 | 0 | 0 | 0 |
| Nov 27 | at TB | L | 1/0 | 4 | 3 | 1 | 0.0 | 0.0 | 0 | 0 | 0 | 0 | 0 | 0 |
| Dec 4 | Car | W | 1/0 | 0 | 0 | 0 | 0.0 | 0.0 | 0 | 0 | 0 | 0 | 1 | 0 |
| Dec 11 | at GB | L | 1/0 | 1 | 0 | 1 | 0.0 | 0.0 | 0 | 0 | 0 | 0 | 0 | 0 |
| Dec 15 | LAR | W | 1/0 | 2 | 1 | 1 | 1.0 | 7.0 | 0 | 0 | 0 | 0 | 0 | 0 |
| Dec 24 | Arz | L | 1/0 | 0 | 0 | 0 | 0.0 | 0.0 | 0 | 0 | 0 | 0 | 0 | 0 |
| Jan 1 | at SF | W | 1/0 | 2 | 1 | 1 | 0.0 | 0.0 | 0 | 0 | 0 | 0 | 0 | 0 |
| **TOTALS** | | | **16/1** | **17** | **11** | **6** | **3.0** | **29.0** | **0** | **0** | **0** | **1** | **1** | **0** |

**2016 Postseason (Seattle)**

| Date | Opp | W/L | P/S | Tot | Sol | Ast | Sk | Yds | Int | Yds | PD | FF | FR | Yds |
|---|---|---|---|---|---|---|---|---|---|---|---|---|---|---|
| Jan 7 | Det | W | 1/0 | 0 | 0 | 0 | 0.0 | 0.0 | 0 | 0 | 0 | 0 | 0 | 0 |
| Jan 14 | at Atl | L | 1/0 | 0 | 0 | 0 | 0.0 | 0.0 | 0 | 0 | 0 | 0 | 0 | 0 |
| **TOTALS** | | | **2/0** | **0** | **0** | **0** | **0.0** | **0.0** | **0** | **0** | **0** | **0** | **0** | **0** |

# MAX McCAFFREY

13

WR » 6-2 » 200 » DUKE

5.17.94 » HIGHLANDS RANCH, CO » VALOR CHRISTIAN HS, HIGHLANDS RANCH, CO » 1ST YEAR » ACQUIRED FA IN '17

## 2017 HIGHLIGHTS

- Signed by the 49ers on 12/13 and was inactive for each of the final three games of the season.

## GOLDMINE

- Growing up, McCaffrey got a taste of the NFL at a very young age. His father, Ed (pictured right), was selected by the New York Giants in the third round (83rd overall) of the 1991 NFL Draft. During his 13-year career, he played for the Giants (1991-93), San Francisco 49ers (1994) and Denver Broncos (1995-2003). He also went on to win three Super Bowls (Super Bowl XXIX, XXXII, and XXIII). "Watching his games, going to his training camps, it's always been a huge part of our life and our family," said McCaffrey. "We wanted to play because of our dad." After graduating from Duke University in 2016, McCaffrey followed in his father's footsteps, signing an NFL contract of his own. His younger brother, Christian, continued the trend the following year, being selected 8th overall by the Carolina Panthers in the 2017 NFL draft. "It's been a dream of ours since we were little," said Max. "We're competitive as brothers, but we all want to see each other succeed."

## McCAFFREY'S GOLDEN NUGGETS

- McCaffrey's grandfather, Dave Sime, also attended Duke University where he played baseball and was a member of the Duke track & field team. He went on to earn a silver medal in the 100 meter dash at the 1960 Olympic Games in Rome, Italy.
- McCaffrey's father, Ed, played for the 49ers in 1994, earning a Super Bowl ring with the team after defeating the San Diego Chargers in Super Bowl XXIX.

## McCAFFREY'S GAME-BY-GAME

**2017 (New Orleans/Jacksonville/Green Bay/San Francisco)**

| Date | Opp | W/L | P/S | Rec | Yds | Avg | Lg | TD |
|---|---|---|---|---|---|---|---|---|
| **SIGNED TO NO PRACTICE SQUAD ON 9/4** | | | | | | | | |
| Sep 11 | at Min | L | – | | PRACTICE SQUAD | – | – | – |
| **SIGNED TO JAX ACTIVE ROSTER ON 9/12** | | | | | | | | |
| Sep 17 | Ten | L | 1/0 | 0 | 0 | – | – | 0 |
| Sep 24 | Bal | W | 1/0 | 0 | 0 | – | – | 0 |
| Oct 1 | at NYJ | L | 1/0 | 0 | 0 | – | – | 0 |
| Oct 8 | at Pit | W | 1/0 | 1 | 4 | 4.0 | 4 | 0 |
| Oct 15 | LAR | L | 1/0 | 0 | 0 | – | – | 0 |
| **WAIVED BY JAX ON 10/21** | | | | | | | | |
| **SIGNED TO GB PRACTICE SQUAD ON 10/24** | | | | | | | | |
| Nov 6 | Det | L | – | | PRACTICE SQUAD | – | – | – |
| Nov 12 | at Chi | W | – | | PRACTICE SQUAD | – | – | – |
| Nov 19 | Bal | L | – | | PRACTICE SQUAD | – | – | – |
| Nov 26 | at Pit | L | – | | PRACTICE SQUAD | – | – | – |
| Dec 3 | TB | W | – | | PRACTICE SQUAD | – | – | – |
| Dec 10 | at Cle | W | – | | PRACTICE SQUAD | – | – | – |
| **SIGNED TO SF ACTIVE ROSTER ON 12/13** | | | | | | | | |
| Dec 17 | Ten | W | – | – | INACTIVE | – | – | – |
| Dec 24 | Jax | W | – | – | INACTIVE | – | – | – |
| Dec 31 | at LAR | W | – | – | INACTIVE | – | – | – |
| **TOTALS** | | | **5/0** | **1** | **4** | **4.0** | **4** | **0** |

## McCAFFREY'S CAREER STATISTICS

| | | | | RECEIVING | | | | | RUSHING | | | | |
|---|---|---|---|---|---|---|---|---|---|---|---|---|---|
| YEAR | TEAM | GP | GS | NO | YDS | AVG | LG | TD | ATT | YDS | AVG | LG | TD |
| 2016 | GB | – | – | – | PRACTICE SQUAD | | – | – | – | – | – | – | |
| 2017 | JAX/SF | 5 | 0 | 1 | 4 | 4.0 | 4 | 0 | 0 | 0 | – | – | 0 |
| **TOTALS** | | **5** | **0** | **1** | **4** | **4.0** | **4** | **0** | **0** | **0** | **–** | **–** | **0** |

**PLAYOFFS**

| | | | | RECEIVING | | | | | RUSHING | | | | |
|---|---|---|---|---|---|---|---|---|---|---|---|---|---|
| YEAR | TEAM | GP | GS | NO | YDS | AVG | LG | TD | ATT | YDS | AVG | LG | TD |
| 2016 | GB | 0 | 0 | 0 | 0 | – | – | 0 | 0 | 0 | – | – | 0 |
| **TOTALS** | | **0** | **0** | **0** | **0** | **–** | **–** | **0** | **0** | **0** | **–** | **–** | **0** |

**Additional Statistics:**
**Punt Returns – 1:** 2017 (1)
**Punt Return Yards – 0:** 2017 (0)

**Milestones:**
**NFL Debut:** vs. Ten. (9/17/16); **First Reception:** at Pit. (10/8/17 – 4–yds. from QB Blake Bortles)

## McCAFFREY'S CAREER HIGHS

**Receptions:** 1 at Pit (10/8/17)
**Receiving Yards:** 4 at Pit (10/8/17)
**Long Reception:** 1 at Pit (10/8/17)
**Punt Returns:** 1 vs. LAR (10/15/17)

## McCAFFREY'S TRANSACTIONS

Originally signed as an undrafted free agent by Oak. on 5/10/16...Waived by Oak. on 8/29/16...Signed to GB practice squad on 12/20/16...Promoted to GB active roster on 1/21/17...Waived by GB on 9/2/17...Signed to NO practice squad on 9/4/17...Signed by Jax. on 9/12/17...Waived by Jax. on 10/21/17...Signed to GB practice squad on 10/24/17...Signed a two–year deal with SF on 12/13/17.

## 2016 (GREEN BAY)

- After signing with Oak. as an undrafted free agent on 5/10, was waived by the team on 8/29.
- Signed to the Packers practice squad on 12/20, where he spent the final 2 games of the regular season and 1st 2 postseason games.
- Promoted to GB active roster on 1/21/17 and was inactive at Atl. (1/22/17 - NFC-C).

## COLLEGE

In four years with the Blue Devils, appeared in 53 games (38 starts) where he registered 117 recepts. for 1,341 yds. (11.5 avg.) and 12 TDs. Added 3 PRs for 7 yds. (2.3 avg.). Started all 13 games as a senior in 2015 and was an All-Atlantic Coast Conference academic selection. Led the team with 643 yds. and 5 TDs on 52 recepts. (12.4 avg.). As a junior in 2014, started all 13 games and finished with 37 recepts. for 385 yds. (10.4 avg.) and 3 TDs. Appeared in 14 games (12 starts) as a sophomore in 2013 and registered 26 recepts. for 282 yds. (10.9 avg.) and 4 TDs to go along with 3 PRs for 7 yds. (2.3 avg.). As a freshman in 2012, played in all 13 games and added 2 recepts. for 31 yds. (15.5 avg.).

## PERSONAL

- Attended Valor Christian (Highlands Ranch, CO) HS and was named first-team all-state (4A) as a senior and all-Colorado, which is for all classifications, as a junior and senior by the *Denver Post*. As a senior in 2011, led the team with 40 recepts. for 833 yds. (20.8 avg.) and 8 TDs. Also added a team-high 3 INTs for TDs), 8 PDs and 3 blocked punts.
- In addition to football, lettered in basketball and track and field at Valor Christian.
- His father, Ed, lettered four seasons at WR at Stanford, earning All-America honors in 1990 before playing 13 seasons in the NFL with three teams, earning a Pro Bowl selection and winning Super Bowl XXIX with the 49ers and Super Bowls XXXII and XXXIII with the Denver Broncos. His mother, Lisa, lettered three seasons in soccer at Stanford University.
- Born Max Edward McCaffrey (5/17/94) in Livingston, NJ.
- Earned a degree in psychology from Duke.

## McCAFFREY'S GAME-BY-GAME

**2016 (Green Bay)**

| Date | Opp | W/L | P/S | Rec | Yds | Avg | Lg | TD |
|---|---|---|---|---|---|---|---|---|
| **SIGNED TO GB PRACTICE SQUAD ON 12/20** | | | | | | | | |
| Dec 24 | Min | W | – | | PRACTICE SQUAD | – | – | – |
| Jan 1 | at Det | W | – | | PRACTICE SQUAD | – | – | – |
| **TOTALS** | | | **0/0** | **0** | **0** | **–** | **–** | **0** |

**2016 Postseason (Green Bay)**

| Date | Opp | W/L | P/S | Rec | Yds | Avg | Lg | TD |
|---|---|---|---|---|---|---|---|---|
| Jan 8 | NYG | W | – | | PRACTICE SQUAD | – | – | – |
| Jan 15 | at Dal | W | – | | PRACTICE SQUAD | – | – | – |
| **SIGNED TO GB ACTIVE ROSTER ON 1/21** | | | | | | | | |
| Jan 22 | at Atl | L | – | – | INACTIVE | – | – | – |
| **TOTALS** | | | **0/0** | **0** | **0** | **–** | **–** | **0** |

# DEXTER McCOIL

27

DB » 6-4 » 220 » TULSA

9.5.91 » LUTCHER, LA » LUTCHER HS, LUTCHER, LA » 2ND YEAR » ACQUIRED WAI IN '17 - LAC

## 2017 HIGHLIGHTS

- Claimed off waivers on 10/9, played in 10 games and recorded 1 tackle and 4 special teams tackles.

## GOLDMINE

- As part of the 49ers annual Thanksgiving celebrations, McCoil and his teammates visited Cityteam San Jose to serve a holiday feast to over 300 people in need. Guests enjoyed turkey along with all of the usual holiday sides, while getting to know the 49ers.

- In July of 2017, McCoil returned to Lutcher High School in Lutcher, LA for his Inaugural *Dexter McCoil Grind For What You Want Summer Camp*. The youth camp, for ages 8-16 has been a life-long dream for McCoil which he is happy to see finally come to fruition. "It's been a dream of mine if I was fortunate to be someone who could give back to my community, especially to the youth," said McCoil who played a major role in two state championship football teams while at Lutcher. "I wanted to be a good role model to the young men where I'm from, to be able to do things that I didn't get a chance to when I was younger." The camp went far beyond just teaching the basics of football. It's main purpose was to teach fundamentals of life, primarily education. "In order to accomplish a dream, and to be able to continue to do what you want, you have to grind for what you want," said McCoil.

## McCOIL'S GOLDEN NUGGETS

- Recorded 76 tackles, 2.0 sacks, 3 INTs and 1 FR in 2015 while taking the Edmonton Eskimos (CFL) to the 2015 Grey Cup Championship.
- Named the CFL's Most Outstanding Rookie in 2014 when he posted 67 tackles and 4.0 sacks, while registering a CFL-best 6 INTs, including 3 defensive TDs.
- Lists his favorite NFL player as the late Sean Taylor.

## McCOIL'S GAME-BY-GAME

**2017 (Los Angeles Chargers/San Francisco)**

| Date | Opp | W/L | P/S | Tot | Sol | Ast | Sk | Yds | Int | Yds | PD | FF | FR | Yds |
|---|---|---|---|---|---|---|---|---|---|---|---|---|---|---|
| Sep 11 | at Den | L | – | – | INACTIVE | | | – | – | – | – | – | – | – |
| Sep 17 | Mia | L | 1/0 | 0 | 0 | 0 | 0.0 | 0.0 | 0 | 0 | 0 | 0 | 0 | 0 |
| Sep 24 | KC | L | 1/0 | 0 | 0 | 0 | 0.0 | 0.0 | 0 | 0 | 0 | 0 | 0 | 0 |
| Oct 1 | Phi | L | – | – | INACTIVE | | | – | – | – | – | – | – | – |
| **WAIVED BY LAC ON 10/7** | | | | | | | | | | | | | | |
| **CLAIMED OFF WAIVERS BY SF ON 10/9** | | | | | | | | | | | | | | |
| Oct 15 | at Was | L | – | – | INACTIVE | | | – | – | – | – | – | – | – |
| Oct 22 | Dal | L | – | – | INACTIVE | | | – | – | – | – | – | – | – |
| Oct 29 | at Phi | L | – | – | INACTIVE | | | – | – | – | – | – | – | – |
| Nov 5 | Arz | L | 1/0 | 1 | 1 | 0 | 0.0 | 0.0 | 0 | 0 | 0 | 0 | 0 | 0 |
| Nov 12 | NYG | W | 1/0 | 0 | 0 | 0 | 0.0 | 0.0 | 0 | 0 | 0 | 0 | 0 | 0 |
| Nov 26 | Sea | L | 1/0 | 0 | 0 | 0 | 0.0 | 0.0 | 0 | 0 | 0 | 0 | 0 | 0 |
| Dec 3 | at Chi | W | 1/0 | 0 | 0 | 0 | 0.0 | 0.0 | 0 | 0 | 0 | 0 | 0 | 0 |
| Dec 10 | at Hou | W | 1/0 | 0 | 0 | 0 | 0.0 | 0.0 | 0 | 0 | 0 | 0 | 0 | 0 |
| Dec 17 | Ten | W | 1/0 | 0 | 0 | 0 | 0.0 | 0.0 | 0 | 0 | 0 | 0 | 0 | 0 |
| Dec 24 | Jax | W | 1/0 | 0 | 0 | 0 | 0.0 | 0.0 | 0 | 0 | 0 | 0 | 0 | 0 |
| Dec 31 | at LAR | W | 1/0 | 0 | 0 | 0 | 0.0 | 0.0 | 0 | 0 | 0 | 0 | 0 | 0 |
| **TOTALS** | | | **10/0** | **1** | **1** | **0** | **0.0** | **0.0** | **0** | **0** | **0** | **0** | **0** | **0** |

## GOLDMINE (CONTINUED)

- In October of 2017, along with various former teammates, McCoil joined the Los Angeles Chargers Annual Back-To-School Shoe Distribution event. McCoil paired with hundreds of children from the city of Carson, CA, assisting in picking out new pairs of shoes and a backpack courtesy of WSS (Warehouse Shoe Sale). Throughout the day, McCoil helped distribute new back-to-school shoes and backpacks to approximately 450 elementary school students.
- McCoil owns his own company, *Grind For What You Want LLC*, which continuously holds events promoting positivity to the greater Baton Rouge, LA community with an emphasis in creating opportunities for youth. In addition to various community related events, he is currently in progress of starting an AAU Basketball team in his hometown of Lutcher, LA.

## McCOIL'S CAREER STATISTICS

| | | | | TACKLES | | | | | INTERCEPTIONS | | | | | FUMBLES | | |
|---|---|---|---|---|---|---|---|---|---|---|---|---|---|---|---|---|
| YEAR | TEAM | GP | GS | TOT | SOL | AST | SACKS | YDS | INT | YDS | LG | TD | PD | FF | FR | YDS |
| 2016 | SD | 16 | 2 | 24 | 20 | 4 | 0.0 | 0.0 | 1 | 0 | 0 | 0 | 5 | 0 | 0 | 0 |
| 2017 | LAC/SF | 10 | 0 | 1 | 1 | 0 | 0.0 | 0.0 | 0 | 0 | – | 0 | 0 | 0 | 0 | 0 |
| **TOTALS** | | **26** | **2** | **25** | **21** | **4** | **0.0** | **0.0** | **1** | **0** | **0** | **0** | **5** | **0** | **0** | **0** |

**Additional Statistics:**
**Special Teams Tackles – 7:** 2016 (3); 2017 (4)

**Milestones:**
**NFL Debut:** at KC (9/11/16); **First Start:** at Ind. (9/25/16); **First INT:** at Hou. (11/27/16)

## McCOIL'S CAREER HIGHS

**Total Tackles:** 6 vs. NO (10/2/16)
**Solo:** 4 at Phi. (1/1/16)
**Assists:** 1 (4 times) Last vs. Ten. (11/6/16)
**Interceptions:** 1 at Hou. (11/27/16)
**Interception Yards:** 0 at Hou. (11/27/16)

## McCOIL'S TRANSACTIONS

Originally signed as an undrafted free agent with SD on 1/12/16...Waived by LAC on 10/7/17...Claimed off waivers by SF on 10/9/17.

## 2016 (SAN DIEGO)

- Appeared in all 16 games (2 starts) and registered 24 tackles, 5 PDs and 1 INT.
- Made his NFL debut at KC (9/11), finishing with 3 tackles.
- Registered 3 tackles in his 1st NFL start at Ind. (9/25).
- Intercepted Texans QB Brock Osweiler at Hou. (11/27) for his 1st career INT.

## 2015 CFL (EDMONTON ESKIMOS)

- Finished with a team-high 76 tackles along with 3 INTs, 2 sacks, 1 FF and 7 tackles on special teams.
- Won the 2015 Grey Cup Championship and was named Most Outstanding Defensive Player.

## 2014 CFL (EDMONTON ESKIMOS)

- Named the CFL's Most Outstanding Rookie after finishing with 67 tackles, 6 INTs, 4 sacks and 3 defensive TDs.

## 2014 AFL (LOS ANGELES KISS)

- Appeared in 5 games, finishing with 24 tackles, 2 PDs and 1 INT.

## COLLEGE

Appeared in 51 games (44 starts) at Tulsa where he registered 316 tackles, 36 PDs, 18 INTs, 2 FRs and 1 FF. As a senior in 2012, started all 14 games and earned First-Team All-Conference USA honors after registering 91 tackles, 14 PDs 5 INTs, 2 FRs and 1 FF. In 2011, started all 13 games, finishing with 84 tackles, 13 PDs and 6 INTs while earning Second-Team All-Conference USA honors. As a sophomore in 2010 earned Honorable Mention All-Conference USA after appearing in 12 games (11 starts) and registering 56 tackles, 6 INTs and 3 PDs. In 2009, appeared in 12 games (6 starts) and finished with 85 tackles, 6 PDs and 1 INT.

## PERSONAL

- Attended Lutcher (LA) HS where he was a three-year letterwinner and starter. Was a member of two state championship teams and helped lead his team to a 14-2 record and the Class 3A state championship as a senior in 2008.
- Played tight end on offense and safety and outside linebacker on defense at Lutcher.
- Is the second cousin to former NFL CB Corey Webster.
- Majored in exercise and sports science at Tulsa.
- Born Dexter McCoil (9/5/91) in Metairie, LA.

## McCOIL'S GAME-BY-GAME

**2016 (San Diego)**

| Date | Opp | W/L | P/S | Tot | Sol | Ast | Sk | Yds | Int | Yds | PD | FF | FR | Yds |
|---|---|---|---|---|---|---|---|---|---|---|---|---|---|---|
| Sep 11 | at KC | L | 1/0 | 3 | 3 | 0 | 0.0 | 0.0 | 0 | 0 | 0 | 0 | 0 | 0 |
| Sep 18 | Jax | W | 1/0 | 2 | 2 | 0 | 0.0 | 0.0 | 0 | 0 | 1 | 0 | 0 | 0 |
| Sep 25 | at Ind | L | 1/1 | 3 | 2 | 1 | 0.0 | 0.0 | 0 | 0 | 1 | 0 | 0 | 0 |
| Oct 2 | NO | L | 1/1 | 6 | 5 | 1 | 0.0 | 0.0 | 0 | 0 | 1 | 0 | 0 | 0 |
| Oct 9 | at Oak | L | 1/0 | 2 | 2 | 0 | 0.0 | 0.0 | 0 | 0 | 0 | 0 | 0 | 0 |
| Oct 13 | Den | W | 1/0 | 0 | 0 | 0 | 0.0 | 0.0 | 0 | 0 | 1 | 0 | 0 | 0 |
| Oct 23 | at Atl | W | 1/0 | 4 | 3 | 1 | 0.0 | 0.0 | 0 | 0 | 0 | 0 | 0 | 0 |
| Oct 30 | at Den | L | 1/0 | 0 | 0 | 0 | 0.0 | 0.0 | 0 | 0 | 0 | 0 | 0 | 0 |
| Nov 6 | Ten | W | 1/0 | 3 | 2 | 1 | 0.0 | 0.0 | 0 | 0 | 0 | 0 | 0 | 0 |
| Nov 13 | Mia | L | 1/0 | 1 | 1 | 0 | 0.0 | 0.0 | 0 | 0 | 0 | 0 | 0 | 0 |
| Nov 27 | at Hou | W | 1/0 | 0 | 0 | 0 | 0.0 | 0.0 | 1 | 0 | 1 | 0 | 0 | 0 |
| Dec 4 | TB | L | 1/0 | 0 | 0 | 0 | 0.0 | 0.0 | 0 | 0 | 0 | 0 | 0 | 0 |
| Dec 11 | at Car | L | 1/0 | 0 | 0 | 0 | 0.0 | 0.0 | 0 | 0 | 0 | 0 | 0 | 0 |
| Dec 18 | Oak | L | 1/0 | 0 | 0 | 0 | 0.0 | 0.0 | 0 | 0 | 0 | 0 | 0 | 0 |
| Dec 24 | at Cle | L | 1/0 | 0 | 0 | 0 | 0.0 | 0.0 | 0 | 0 | 0 | 0 | 0 | 0 |
| Jan 1 | KC | L | 1/0 | 0 | 0 | 0 | 0.0 | 0.0 | 0 | 0 | 0 | 0 | 0 | 0 |
| **TOTALS** | | | **16/2** | **24** | **20** | **4** | **0.0** | **0.0** | **1** | **0** | **5** | **0** | **0** | **0** |

# JEREMY McNICHOLS

33

RB » 5-9 » 214 » BOISE STATE

12.26.95 » SANTA MARGARITA, CA » SANTA MARGARITA HS, SANTA MARGARITA, CA » ROOKIE » ACQUIRED FA IN '17

## 2017 HIGHLIGHTS

- Activated from the team's practice squad on 11/29, played in 2 games and registered 1 special teams tackle.

## GOLDMINE

- McNichols looks to become the next running back out of Boise State to excel in the NFL. Current Tampa Bay Buccaneers RB and Boise State alum, Doug Martin, was drafted in the first round of the 2012 NFL Draft and is a two-time Pro Bowl selection. After Martin, current Philadelphia Eagles RB Jay Ajayi left Boise State and was drafted by the Miami Dolphins in 2015. McNichols credits the relationship he and Ajayi have as a reason he also earned a spot in the NFL. "Jay and I really connected early on," said McNichols. "He saw some potential in me, showed me the ropes on and off the field. That continued even when he got drafted." Ajayi finished 4th in the NFL in rushing in 2016, and was named to the Pro Bowl. McNichols believes it's now his turn to continue the trend and follow in the footsteps of Martin and Ajaiyi and make a name for himself in the league. "I call Jay and tell him I'm getting closer and closer, and he's happy for me. It's always going to be competitive—I'm going to chase his records in the NFL."

## McNICHOLS' GOLDEN NUGGETS

- At Boise State, earned Second-Team All-Mountain West honors in consecutive seasons (2015-16).
- Was coached by hip-hop artist Snoop Dogg while playing youth football in the Snoop Youth Football League in Los Angeles, CA. McNichols played both alongside and against numerous NFL players.

## McNICHOLS' GAME-BY-GAME

| 2017 Date | Opp | W/L | P/S | Rsh | Yds | Avg | Lg | TD | Rec | Yds | TD |
|---|---|---|---|---|---|---|---|---|---|---|---|
| **SIGNED TO SF PRACTICE SQUAD ON 9/4** | | | | | | | | | | | |
| Sep 10 | Car | L | – | PRACTICE SQUAD | | | | – | – | – | – |
| Sep 17 | at Sea | L | – | PRACTICE SQUAD | | | | – | – | – | – |
| Sep 21 | LAR | L | – | PRACTICE SQUAD | | | | – | – | – | – |
| Oct 1 | at Arz | L | – | PRACTICE SQUAD | | | | – | – | – | – |
| Oct 8 | at Ind | L | – | PRACTICE SQUAD | | | | – | – | – | – |
| Oct 15 | at Was | L | – | PRACTICE SQUAD | | | | – | – | – | – |
| Oct 22 | Dal | L | – | PRACTICE SQUAD | | | | – | – | – | – |
| Oct 29 | at Phi | L | – | PRACTICE SQUAD | | | | – | – | – | – |
| Nov 5 | Arz | L | – | PRACTICE SQUAD | | | | – | – | – | – |
| Nov 12 | NYG | W | – | PRACTICE SQUAD | | | | – | – | – | – |
| Nov 26 | Sea | L | – | PRACTICE SQUAD | | | | – | – | – | – |
| **PROMOTED TO SF ACTIVE ROSTER ON 11/29** | | | | | | | | | | | |
| Dec 3 | at Chi | W | – | INACTIVE | | – | – | – | – | – | – |
| Dec 10 | at Hou | W | – | INACTIVE | | – | – | – | – | – | – |
| Dec 17 | Ten | W | 1/0 | 0 | 0 | – | – | 0 | 0 | 0 | 0 |
| Dec 24 | Jax | W | 1/0 | 0 | 0 | – | – | 0 | 0 | 0 | 0 |
| Dec 31 | at LAR | W | – | INACTIVE | | – | – | – | – | – | – |
| **TOTALS** | | | **2/0** | **0** | **0** | **–** | **–** | **0** | **0** | **0** | **0** |

## McNICHOLS' CAREER STATISTICS

| | | | | RUSHING | | | | | RECEIVING | | | | |
|---|---|---|---|---|---|---|---|---|---|---|---|---|---|
| YEAR | TEAM | GP | GS | ATT | YDS | AVG | LG | TD | NO | YDS | AVG | LG | TD |
| 2017 | SF | 2 | 0 | 0 | 0 | – | – | 0 | 0 | 0 | – | – | 0 |
| **TOTALS** | | **2** | **0** | **0** | **0** | **–** | **–** | **0** | **0** | **0** | **–** | **–** | **0** |

**Additional Statistics:**
**Special Teams Tackles – 1:** 2017 (1)

**Milestones:**
**NFL Debut:** vs. Ten. (12/17/17)

## McNICHOLS' TRANSACTIONS

Originally a 5th–round (162nd overall) draft choice by TB in 2017...Waived by TB on 9/2/17...Signed to SF practice squad on 9/4/17...Promoted to SF active roster on 11/29/17.

## COLLEGE

Appeared in 34 games (25 starts) and registered 571 rushes for 3,205 yds. (5.6 avg.) and 44 TDs as well as 103 recepts. for 1,089 yds. and 11 TDs in 3 years (2014-16) at Boise State. On special teams, he returned 28 kickoffs for 554 yds. (19.8 avg.). As a junior in 2016, earned Second-Team All-Mountain West honors for the 2nd consecutive season after rushing for 1,709 yds. and 23 TDs on 314 carries. In 2015, started all 12 games and finished tied for 2nd in the nation with 26 TDs (20 rushing, 6 rec.) while setting the Mountain West record for most consecutive games with a rushing TD (12). Finished the season rushing for 1,337 yds. on 240 carries and caught 51 passes for 460 yds. As a freshman in 2014, appeared in 9 games and rushed 17 times for 160 yds. and 1 TD and caught 15 balls for 155 yds. and 1 TD. He also averaged 20.7 yds. on 19 kickoff returns.

## PERSONAL

- Attended Santa Margarita (CA) HS where he registered 173 carries for 877 yds. and 9 TDs and 72 recepts. for 934 yds. and 10 TDs. As a senior in 2013, had 163 carries for 798 yds. and 8 TDs and 17 recepts. for 191 yds. and 2 TDs, earning first-team all-league, all-region and all-state honors. As a junior, rushed for 37 yds. and 1 TD on 3 atts. and caught 25 passes for 329 yds. and 3 TDs. Caught 30 passes for 414 yds. and 5 TDs and rushed 3 times for 42 yds. as a sophomore.
- Born Jeremy McNichols (12/26/95) in Long Beach, CA.

# EARL MITCHELL

**90**

NT » 6-3 » 310 » ARIZONA

9.25.87 » GALENA PARK, TX » NORTH SHORE HS, GALENA PARK, TX » 8TH YEAR » ACQUIRED FA IN '17

## 2017 HIGHLIGHTS

- Started all 16 games and registered 33 tackles, 1.0 sack, 1 FR and a career-high 4 PDs.
- Brought down Eagles QB Carson Wentz at Phi. (10/29), marking his 1st sack of the season and 1st since 11/13/14 vs. Buf. (1.0 sack), as a member of the Miami Dolphins.
- Notched his 1st career defensive FR vs. Arz. (11/5), recovering a fumble by Cardinals RB Adrian Peterson.
- Lined up at FB for a 1-yd. TD run by QB Jimmy Garoppolo vs. Jax. (12/24).

## GOLDMINE

- NFL players once again had the chance to share the causes that are important to them during all Week 13 games, as part of the NFL's My Cause, My Cleats campaign. The initiative was a culmination of collaborative work between the NFL and players across the league. "The Salvation Army is my favorite nonprofit because they provide resources to single mothers and help them get on their feet during times of need," said Mitchell.

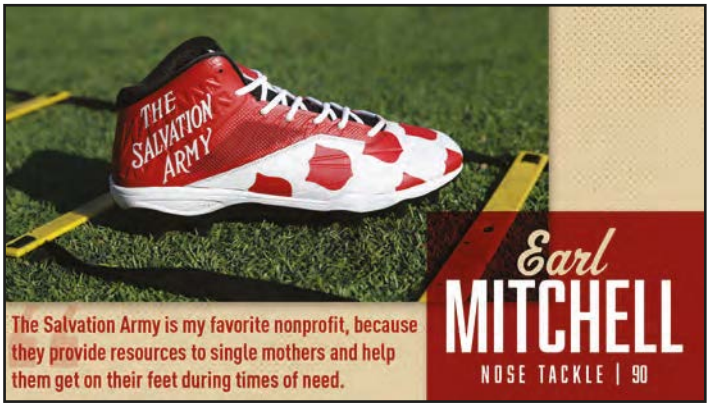


- In 2013, Mitchell added CrossFit to his workout repertoire three times a week to help with his endurance. "It's just something I picked up during the offseason," Mitchell said in 2013. "I was kind of just looking at different ways to work out and that was right up my alley and what would translate best for me in terms of how I feel during practice and during games. It takes a lot of heart to do CrossFit so that's really why I did it."
- While playing at the University of Arizona, Mitchell transitioned from TE/H-Back to a DL for his final two seasons (2008-09). "I was able to pick up what the other team's offense was doing, and that helped make the transition easier," said Mitchell.

## MITCHELL'S' GOLDEN NUGGETS

- Worked with current 49ers defensive line coach, Jeff Zgonina, who was the assistant defensive line coach with the Houston Texans in 2013. Current 49ers offensive line coach, John Benton, spent the 2010-13 seasons with the Texans, as well as the 2014-15 seasons with the Miami Dolphins, going against Mitchell. He also played with current 49ers defensive quality control coach, DeMeco Ryans, for two seasons (2010-11).
- An avid WWE and professional wrestling fan, Mitchell attended WrestleMania 32 in Dallas, TX in 2016.

## MITCHELL'S GAME-BY-GAME

**2017**

| Date | Opp | W/L | P/S | Tot | Sol | Ast | Sk | Yds | Int | Yds | PD | FF | FR | Yds |
|---|---|---|---|---|---|---|---|---|---|---|---|---|---|---|
| Sep 10 | Car | L | 1/1 | 2 | 1 | 1 | 0.0 | 0.0 | 0 | 0 | 1 | 0 | 0 | 0 |
| Sep 17 | at Sea | L | 1/1 | 2 | 1 | 1 | 0.0 | 0.0 | 0 | 0 | 0 | 0 | 0 | 0 |
| Sep 21 | LAR | L | 1/1 | 4 | 3 | 1 | 0.0 | 0.0 | 0 | 0 | 0 | 0 | 0 | 0 |
| Oct 1 | at Arz | L | 1/1 | 2 | 1 | 1 | 0.0 | 0.0 | 0 | 0 | 0 | 0 | 0 | 0 |
| Oct 8 | at Ind | L | 1/1 | 2 | 2 | 0 | 0.0 | 0.0 | 0 | 0 | 0 | 0 | 0 | 0 |
| Oct 15 | at Was | L | 1/1 | 7 | 4 | 3 | 0.0 | 0.0 | 0 | 0 | 0 | 0 | 0 | 0 |
| Oct 22 | Dal | L | 1/1 | 1 | 0 | 1 | 0.0 | 0.0 | 0 | 0 | 0 | 0 | 0 | 0 |
| Oct 29 | at Phi | L | 1/1 | 1 | 1 | 0 | 1.0 | 6.0 | 0 | 0 | 1 | 0 | 0 | 0 |
| Nov 5 | Arz | L | 1/1 | 1 | 0 | 1 | 0.0 | 0.0 | 0 | 0 | 1 | 0 | 1 | 0 |
| Nov 12 | NYG | W | 1/1 | 3 | 1 | 2 | 0.0 | 0.0 | 0 | 0 | 1 | 0 | 0 | 0 |
| Nov 26 | Sea | L | 1/1 | 0 | 0 | 0 | 0.0 | 0.0 | 0 | 0 | 0 | 0 | 0 | 0 |
| Dec 3 | at Chi | W | 1/1 | 1 | 1 | 0 | 0.0 | 0.0 | 0 | 0 | 0 | 0 | 0 | 0 |
| Dec 10 | at Hou | W | 1/1 | 2 | 1 | 1 | 0.0 | 0.0 | 0 | 0 | 0 | 0 | 0 | 0 |
| Dec 17 | Ten | W | 1/1 | 1 | 1 | 0 | 0.0 | 0.0 | 0 | 0 | 0 | 0 | 0 | 0 |
| Dec 24 | Jax | W | 1/1 | 1 | 1 | 0 | 0.0 | 0.0 | 0 | 0 | 0 | 0 | 0 | 0 |
| Dec 31 | at LAR | W | 1/1 | 3 | 1 | 2 | 0.0 | 0.0 | 0 | 0 | 0 | 0 | 0 | 0 |
| **TOTALS** | | | **16/16** | **33** | **19** | **14** | **1.0** | **6.0** | **0** | **0** | **4** | **0** | **1** | **0** |

## MITCHELL'S CAREER STATISTICS

| | | | | TACKLES | | | | | INTERCEPTIONS | | | | | FUMBLES | | |
|---|---|---|---|---|---|---|---|---|---|---|---|---|---|---|---|---|
| YEAR | TEAM | GP | GS | TOT | SOL | AST | SACKS | YDS | INT | YDS | LG | TD | PD | FF | FR | YDS |
| 2010 | HOU | 15 | 0 | 26 | 18 | 8 | 1.0 | 8.0 | 0 | 0 | – | 0 | 0 | 0 | 0 | 0 |
| 2011 | HOU | 16 | 0 | 27 | 14 | 13 | 1.0 | 0.0 | 0 | 0 | – | 0 | 1 | 0 | 0 | 0 |
| 2012 | HOU | 16 | 3 | 51 | 23 | 28 | 0.0 | 0.0 | 0 | 0 | – | 0 | 3 | 1 | 0 | 0 |
| 2013 | HOU | 16 | 14 | 87 | 33 | 54 | 1.5 | 6.5 | 0 | 0 | – | 0 | 0 | 0 | 0 | 0 |
| 2014 | MIA | 16 | 4 | 33 | 21 | 12 | 2.0 | 12.0 | 0 | 0 | – | 0 | 1 | 0 | 0 | 0 |
| 2015 | MIA | 12 | 12 | 22 | 14 | 8 | 0.0 | 0.0 | 0 | 0 | – | 0 | 0 | 0 | 0 | 0 |
| 2016 | MIA | 9 | 5 | 17 | 11 | 6 | 0.0 | 0.0 | 0 | 0 | – | 0 | 0 | 0 | 0 | 0 |
| 2017 | SF | 16 | 16 | 33 | 19 | 14 | 1.0 | 6.0 | 0 | 0 | – | 0 | 4 | 0 | 1 | 0 |
| **TOTALS** | | **116** | **54** | **296** | **153** | **143** | **6.5** | **32.5** | **0** | **0** | **–** | **0** | **9** | **1** | **1** | **0** |

**PLAYOFFS**

| | | | | TACKLES | | | | | INTERCEPTIONS | | | | | FUMBLES | | |
|---|---|---|---|---|---|---|---|---|---|---|---|---|---|---|---|---|
| YEAR | TEAM | GP | GS | TOT | SOL | AST | SACKS | YDS | INT | YDS | LG | TD | PD | FF | FR | YDS |
| 2011 | HOU | 2 | 0 | 5 | 3 | 2 | 1.0 | 9.0 | 0 | 0 | – | 0 | 1 | 0 | 0 | 0 |
| 2012 | HOU | 2 | 0 | 5 | 2 | 3 | 0.0 | 0.0 | 0 | 0 | – | 0 | 0 | 0 | 0 | 0 |
| 2016 | MIA | 1 | 0 | 3 | 3 | 0 | 0.0 | 0.0 | 0 | 0 | – | 0 | 0 | 0 | 0 | 0 |
| **TOTALS** | | **5** | **0** | **13** | **8** | **5** | **1.0** | **9.0** | **0** | **0** | **–** | **0** | **1** | **0** | **0** | **0** |

**Additional Statistics:**
**Special Teams Fumble Recoveries – 2:** 2011 (2)
**Blocked Field Goal – 1:** 2014 (1)
**Kick Returns – 1:** 2010 (1)
**Kick Return Yards – 0:** 2010 (0)

**Milestones:**
**NFL Debut:** vs Ind. (9/12/10); **First Start:** at Chi. (11/11/12); **First Sack:** at Ten. (12/19/10 – QB Kerry Collins); **First FF:** at NE (12/10/12 – RB Stevan Ridley); **First FR:** vs. Arz. (11/5/17 – RB Adrian Peterson); **First Blocked FG:** at Det. (11/9/14 – K Matt Prater)

## MITCHELL'S CAREER HIGHS

**Total Tackles:** Regular Season – 11 at KC (10/20/13); Postseason – 4 (2 times) Last at NE (1/13/13)
**Solo:** Regular Season – 7 at KC (10/20/13); Postseason – 3 (2 times) Last at Pit. (1/8/17)
**Assists:** Regular Season – 7 vs. StL (10/13/13); Postseason – Postseason – 3 at NE (1/13/13)
**Passes Defensed:** Regular Season – 2 at Den. (9/23/12); Postseason – 1 vs. Cin. (1/7/12)
**Sacks:** Regular Season – 1.0 (6 times) Last at Phi. (10/29/17); Postseason – 1.0 vs. Cin. (1/7/12)
**Forced Fumbles:** 1 at NE (12/10/12)
**Fumble Recoveries:** 1 vs. Arz. (11/5/17)

## MITCHELL'S TRANSACTIONS

Originally a 3rd–round (81st overall) draft choice by Hou. in 2010...Signed a four–year deal with Mia. on 3/12/14...Placed on the Injured Reserve List on 9/14/16...Activated from the Injured Reserve List on 11/10/16...Signed a four–year deal with SF on 2/25/17.

## 2016 (MIAMI)

- Appeared in 9 games (5 starts) and registered 17 tackles. Saw action in Miami's lone playoff game and recorded 3 tackles.

## 2015 (MIAMI)

- Started all 12 games that he appeared in and recorded 22 tackles.

## 2014 (MIAMI)

- Appeared in 16 games for the 4th consecutive season, making 4 starts and totaling 33 tackles and 2.0 sacks.
- Notched 3 tackles and 1.0 sack vs. SD (11/2), taking down Chargers QB Philip Rivers for an 8-yd. loss
- Recorced the 1st blocked FG of his career at Det. (11/9), blocking a 42-yd. FGA by Lions K Matt Prater.

## 2013 (HOUSTON)

- Appeared in all 16 games (14 starts) and registered a career-high 87 tackles while adding 1.5 sacks.
- Notched a career-high 11 tackles and 1.0 sack at KC (10/20), sacking Chiefs QB Alex Smith for a 6-yd. loss.
- Recorded 9 tackles and a half sack vs. Jax. (11/24), combining with DE Antonio Smith to sack Jaguars QB Chad Henne.

## 2012 (HOUSTON)

- Appeared in 16 games (3 starts) and recorded 51 tackles, 3 PDs and 1 FF. Saw action in both of the team's playoff games and recorded 5 tackles.
- Made the 1st start of his NFL career at Chi. (11/11).
- Registered 6 tackles and the 1st FF of his career at NE (12/10), knocking the ball loose from Patriots RB Stevan Ridley.

## 2011 (HOUSTON)

- Appeared in all 16 games and totaled 27 tackles, 1.0 sack and 1 PD. Saw action in both of the team's playoff games and recorded 5 tackles, 1.0 sack and 1 PD.
- Registered 5 tackles and 1.0 sack vs. Car. (12/18), taking down QB Cam Newton.
- Totaled 4 tackles and 1.0 sack vs. Cin (1/7/12 - AFC - WC), taking down Bengals QB Andy Dalton for a 9-yd. loss.

## 2010 (HOUSTON)

- Appeared in 15 games and registered 26 tackles and 1.0 sack in his rookie season.
- Recorded the 1st sack of his NFL career at Ten. (12/19), taking down Titans QB Kerry Collins for an 8-yd. loss.

## COLLEGE

Played in 49 games (37 starts) at Arizona, starting 12 of 24 games at TE/H-Back and all 25 games at DT. Started his collegiate career as a TE/H-back before transitioning to the defensive line as a junior. On defense, totaled 88 tackles, 8.0 sacks, 18 TFLs, 2 PDs, 1 FF and 1 blocked punt. As a senior in 2009, started all 12 games and recorded 48 tackles and 6.5 sacks and was named Second-Team All-Pac 10 by the league's coaches. In 2008, shifted to the defensive side of the ball where he started all 13 games at DT and registered 40 tackles, 1.5 sacks and 5.5 TFLs. As a sophomore, appeared in 12 games on offense and recorded 5 recepts. for 38 yds. and 1 TD. Saw action in all 12 games as a true freshman in 2006 and rushed for 7 yds. on 4 atts., while adding and 9 recepts. for 136 yds.

## PERSONAL

- Majored in interdisciplinary studies.
- Attended North Shore (Galena Park, TX) HS, where he earned first-team all-district 23-5A honors and helped his team to an 11-1 record as a senior.
- Born Earl Mitchell (9/25/87) in Houston, TX.

## INJURY REPORT

**2010:** Inactive at Ind. (11/1) with an ankle injury.

**2015:** Inactive vs. Bal. (12/6), at SD (12/20), vs. Ind. (12/27) and vs. NE (1/3/16) with a calf injury.

**2016:** Placed on the Injured Reserve List on 9/14 with a calf injury; Activated from the Injured Reserve List on 11/10 after missing 7 games.

# MITCHELL'S GAME-BY-GAME

**2010 (Houston)**

| Date | Opp | W/L | P/S | Tot | Sol | Ast | Sk | Yds | Int | Yds | PD | FF | FR | Yds |
|---|---|---|---|---|---|---|---|---|---|---|---|---|---|---|
| Sep 12 | Ind | W | 1/0 | 0 | 0 | 0 | 0.0 | 0.0 | 0 | 0 | 0 | 0 | 0 | 0 |
| Sep 19 | at Was | W | 1/0 | 2 | 1 | 1 | 0.0 | 0.0 | 0 | 0 | 0 | 0 | 0 | 0 |
| Sep 26 | Dal | L | 1/0 | 2 | 2 | 0 | 0.0 | 0.0 | 0 | 0 | 0 | 0 | 0 | 0 |
| Oct 3 | at Oak | W | 1/0 | 2 | 2 | 0 | 0.0 | 0.0 | 0 | 0 | 0 | 0 | 0 | 0 |
| Oct 10 | NYG | L | 1/0 | 5 | 1 | 4 | 0.0 | 0.0 | 0 | 0 | 0 | 0 | 0 | 0 |
| Oct 17 | KC | W | 1/0 | 3 | 1 | 2 | 0.0 | 0.0 | 0 | 0 | 0 | 0 | 0 | 0 |
| Nov 1 | at Ind | L | – | – | INACTIVE (Ankle) | | | | – | – | – | – | – | – |
| Nov 7 | SD | L | 1/0 | 0 | 0 | 0 | 0.0 | 0.0 | 0 | 0 | 0 | 0 | 0 | 0 |
| Nov 14 | at Jax | L | 1/0 | 3 | 3 | 0 | 0.0 | 0.0 | 0 | 0 | 0 | 0 | 0 | 0 |
| Nov 21 | at NYJ | L | 1/0 | 2 | 2 | 0 | 0.0 | 0.0 | 0 | 0 | 0 | 0 | 0 | 0 |
| Nov 28 | Ten | W | 1/0 | 1 | 1 | 0 | 0.0 | 0.0 | 0 | 0 | 0 | 0 | 0 | 0 |
| Dec 2 | at Phi | L | 1/0 | 0 | 0 | 0 | 0.0 | 0.0 | 0 | 0 | 0 | 0 | 0 | 0 |
| Dec 13 | Bal | L | 1/0 | 4 | 3 | 1 | 0.0 | 0.0 | 0 | 0 | 0 | 0 | 0 | 0 |
| Dec 19 | at Ten | L | 1/0 | 1 | 1 | 0 | 1.0 | 8.0 | 0 | 0 | 0 | 0 | 0 | 0 |
| Dec 26 | at Den | L | 1/0 | 1 | 1 | 0 | 0.0 | 0.0 | 0 | 0 | 0 | 0 | 0 | 0 |
| Jan 2 | Jax | W | 1/0 | 0 | 0 | 0 | 0.0 | 0.0 | 0 | 0 | 0 | 0 | 0 | 0 |
| **TOTALS** | | | **15/0** | **26** | **18** | **8** | **1.0** | **8.0** | **0** | **0** | **0** | **0** | **0** | **0** |

**2011 (Houston)**

| Date | Opp | W/L | P/S | Tot | Sol | Ast | Sk | Yds | Int | Yds | PD | FF | FR | Yds |
|---|---|---|---|---|---|---|---|---|---|---|---|---|---|---|
| Sep 11 | Ind | W | 1/0 | 1 | 1 | 0 | 0.0 | 0.0 | 0 | 0 | 0 | 0 | 0 | 0 |
| Sep 18 | at Mia | W | 1/0 | 2 | 1 | 1 | 0.0 | 0.0 | 0 | 0 | 0 | 0 | 0 | 0 |
| Sep 25 | at NO | L | 1/0 | 0 | 0 | 0 | 0.0 | 0.0 | 0 | 0 | 0 | 0 | 0 | 0 |
| Oct 2 | Pit | W | 1/0 | 0 | 0 | 0 | 0.0 | 0.0 | 0 | 0 | 0 | 0 | 0 | 0 |
| Oct 9 | Oak | L | 1/0 | 2 | 1 | 1 | 0.0 | 0.0 | 0 | 0 | 0 | 0 | 0 | 0 |
| Oct 16 | at Bal | L | 1/0 | 1 | 0 | 1 | 0.0 | 0.0 | 0 | 0 | 0 | 0 | 0 | 0 |
| Oct 23 | at Ten | W | 1/0 | 1 | 0 | 1 | 0.0 | 0.0 | 0 | 0 | 0 | 0 | 0 | 0 |
| Oct 30 | Jax | W | 1/0 | 1 | 0 | 1 | 0.0 | 0.0 | 0 | 0 | 0 | 0 | 0 | 0 |
| Nov 6 | Cle | W | 1/0 | 3 | 3 | 0 | 0.0 | 0.0 | 0 | 0 | 0 | 0 | 0 | 0 |
| Nov 13 | at TB | W | 1/0 | 0 | 0 | 0 | 0.0 | 0.0 | 0 | 0 | 0 | 0 | 0 | 0 |
| Nov 27 | at Jax | W | 1/0 | 0 | 0 | 0 | 0.0 | 0.0 | 0 | 0 | 0 | 0 | 0 | 0 |
| Dec 4 | Atl | W | 1/0 | 0 | 0 | 0 | 0.0 | 0.0 | 0 | 0 | 0 | 0 | 0 | 0 |
| Dec 11 | at Cin | W | 1/0 | 1 | 0 | 1 | 0.0 | 0.0 | 0 | 0 | 0 | 0 | 0 | 0 |
| Dec 18 | Car | L | 1/0 | 5 | 3 | 2 | 1.0 | 0.0 | 0 | 0 | 0 | 0 | 0 | 0 |
| Dec 22 | at Ind | L | 1/0 | 4 | 0 | 4 | 0.0 | 0.0 | 0 | 0 | 0 | 0 | 0 | 0 |
| Jan 1 | Ten | L | 1/0 | 6 | 5 | 1 | 0.0 | 0.0 | 0 | 0 | 1 | 0 | 0 | 0 |
| **TOTALS** | | | **16/0** | **27** | **14** | **13** | **1.0** | **0.0** | **0** | **0** | **1** | **0** | **0** | **0** |

**2011 Postseason (Houston)**

| Date | Opp | W/L | P/S | Tot | Sol | Ast | Sk | Yds | Int | Yds | PD | FF | FR | Yds |
|---|---|---|---|---|---|---|---|---|---|---|---|---|---|---|
| Jan 7 | Cin | W | 1/0 | 4 | 3 | 1 | 1.0 | 9.0 | 0 | 0 | 1 | 0 | 0 | 0 |
| Jan 13 | at NE | L | 1/0 | 1 | 0 | 1 | 0.0 | 0.0 | 0 | 0 | 0 | 0 | 0 | 0 |
| **TOTALS** | | | **2/0** | **5** | **3** | **2** | **1.0** | **9.0** | **0** | **0** | **1** | **0** | **0** | **0** |

**2012 (Houston)**

| Date | Opp | W/L | P/S | Tot | Sol | Ast | Sk | Yds | Int | Yds | PD | FF | FR | Yds |
|---|---|---|---|---|---|---|---|---|---|---|---|---|---|---|
| Sep 9 | Mia | W | 1/0 | 2 | 0 | 2 | 0.0 | 0.0 | 0 | 0 | 0 | 0 | 0 | 0 |
| Sep 16 | at Jax | W | 1/0 | 2 | 2 | 0 | 0.0 | 0.0 | 0 | 0 | 0 | 0 | 0 | 0 |
| Sep 23 | at Den | W | 1/0 | 3 | 2 | 1 | 0.0 | 0.0 | 0 | 0 | 2 | 0 | 0 | 0 |
| Sep 30 | Ten | W | 1/0 | 3 | 2 | 1 | 0.0 | 0.0 | 0 | 0 | 0 | 0 | 0 | 0 |
| Oct 8 | at NYJ | W | 1/0 | 3 | 1 | 2 | 0.0 | 0.0 | 0 | 0 | 0 | 0 | 0 | 0 |
| Oct 14 | GB | L | 1/0 | 7 | 4 | 3 | 0.0 | 0.0 | 0 | 0 | 0 | 0 | 0 | 0 |
| Oct 21 | Bal | W | 1/0 | 4 | 1 | 3 | 0.0 | 0.0 | 0 | 0 | 0 | 0 | 0 | 0 |
| Nov 4 | Buf | W | 1/0 | 2 | 0 | 2 | 0.0 | 0.0 | 0 | 0 | 0 | 0 | 0 | 0 |
| Nov 11 | at Chi | W | 1/1 | 4 | 3 | 1 | 0.0 | 0.0 | 0 | 0 | 0 | 0 | 0 | 0 |
| Nov 18 | Jax | W | 1/1 | 1 | 1 | 0 | 0.0 | 0.0 | 0 | 0 | 0 | 0 | 0 | 0 |
| Nov 22 | at Det | W | 1/1 | 5 | 1 | 4 | 0.0 | 0.0 | 0 | 0 | 0 | 0 | 0 | 0 |
| Dec 2 | at Ten | W | 1/0 | 1 | 0 | 1 | 0.0 | 0.0 | 0 | 0 | 1 | 0 | 0 | 0 |
| Dec 10 | at NE | L | 1/0 | 6 | 3 | 3 | 0.0 | 0.0 | 0 | 0 | 0 | 1 | 0 | 0 |
| Dec 16 | Ind | W | 1/0 | 4 | 1 | 3 | 0.0 | 0.0 | 0 | 0 | 0 | 0 | 0 | 0 |
| Dec 23 | Min | L | 1/0 | 1 | 0 | 1 | 0.0 | 0.0 | 0 | 0 | 0 | 0 | 0 | 0 |
| Dec 30 | at Ind | L | 1/0 | 3 | 2 | 1 | 0.0 | 0.0 | 0 | 0 | 0 | 0 | 0 | 0 |
| **TOTALS** | | | **16/3** | **51** | **23** | **28** | **0** | **0** | **0** | **0** | **3** | **1** | **0** | **0** |

**2012 Postseason (Houston)**

| Date | Opp | W/L | P/S | Tot | Sol | Ast | Sk | Yds | Int | Yds | PD | FF | FR | Yds |
|---|---|---|---|---|---|---|---|---|---|---|---|---|---|---|
| Jan 5 | Cin | W | 1/0 | 1 | 1 | 0 | 0.0 | 0.0 | 0 | 0 | 0 | 0 | 0 | 0 |
| Jan 13 | at NE | L | 1/0 | 4 | 1 | 3 | 0.0 | 0.0 | 0 | 0 | 0 | 0 | 0 | 0 |
| **TOTALS** | | | **2/0** | **5** | **2** | **3** | **0.0** | **0.0** | **0** | **0** | **0** | **0** | **0** | **0** |

**2013 (Houston)**

| Date | Opp | W/L | P/S | Tot | Sol | Ast | Sk | Yds | Int | Yds | PD | FF | FR | Yds |
|---|---|---|---|---|---|---|---|---|---|---|---|---|---|---|
| Sep 9 | at SD | W | 1/1 | 4 | 1 | 3 | 0.0 | 0.0 | 0 | 0 | 0 | 0 | 0 | 0 |
| Sep 15 | Ten | W | 1/1 | 6 | 0 | 6 | 0.0 | 0.0 | 0 | 0 | 0 | 0 | 0 | 0 |
| Sep 22 | at Bal | L | 1/1 | 7 | 1 | 6 | 0.0 | 0.0 | 0 | 0 | 0 | 0 | 0 | 0 |
| Sep 29 | Sea | L | 1/1 | 4 | 0 | 4 | 0.0 | 0.0 | 0 | 0 | 0 | 0 | 0 | 0 |
| Oct 6 | at SF | L | 1/1 | 5 | 2 | 3 | 0.0 | 0.0 | 0 | 0 | 0 | 0 | 0 | 0 |
| Oct 13 | StL | L | 1/1 | 9 | 2 | 7 | 0.0 | 0.0 | 0 | 0 | 0 | 0 | 0 | 0 |
| Oct 20 | at KC | L | 1/1 | 11 | 7 | 4 | 1.0 | 3.0 | 0 | 0 | 0 | 0 | 0 | 0 |
| Nov 3 | Ind | L | 1/1 | 5 | 3 | 2 | 0.0 | 0.0 | 0 | 0 | 0 | 0 | 0 | 0 |
| Nov 10 | at Arz | L | 1/1 | 6 | 1 | 5 | 0.0 | 0.0 | 0 | 0 | 0 | 0 | 0 | 0 |
| Nov 17 | Oak | L | 1/1 | 7 | 2 | 5 | 0.0 | 0.0 | 0 | 0 | 0 | 0 | 0 | 0 |
| Nov 24 | Jax | L | 1/1 | 9 | 5 | 4 | 0.5 | 3.5 | 0 | 0 | 0 | 0 | 0 | 0 |
| Dec 1 | NE | L | 1/1 | 3 | 2 | 1 | 0.0 | 0.0 | 0 | 0 | 0 | 0 | 0 | 0 |
| Dec 5 | at Jax | L | 1/1 | 4 | 3 | 1 | 0.0 | 0.0 | 0 | 0 | 0 | 0 | 0 | 0 |
| Dec 15 | at Ind | L | 1/0 | 3 | 1 | 2 | 0.0 | 0.0 | 0 | 0 | 0 | 0 | 0 | 0 |
| Dec 22 | Den | L | 1/0 | 1 | 1 | 0 | 0.0 | 0.0 | 0 | 0 | 0 | 0 | 0 | 0 |
| Dec 29 | at Ten | L | 1/1 | 3 | 2 | 1 | 0.0 | 0.0 | 0 | 0 | 0 | 0 | 0 | 0 |
| **TOTALS** | | | **16/14** | **87** | **33** | **54** | **1.5** | **6.5** | **0** | **0** | **0** | **0** | **0** | **0** |

## MITCHELL'S GAME-BY-GAME

**2014 (Miami)**

| Date | Opp | W/L | P/S | Tot | Sol | Ast | Sk | Yds | Int | Yds | PD | FF | FR | Yds |
|---|---|---|---|---|---|---|---|---|---|---|---|---|---|---|
| Sep 7 | NE | W | 1/0 | 2 | 2 | 0 | 0.0 | 0.0 | 0 | 0 | 0 | 0 | 0 | 0 |
| Sep 14 | at Buf | L | 1/1 | 5 | 3 | 2 | 0.0 | 0.0 | 0 | 0 | 0 | 0 | 0 | 0 |
| Sep 21 | KC | L | 1/0 | 3 | 2 | 1 | 0.0 | 0.0 | 0 | 0 | 0 | 0 | 0 | 0 |
| Sep 28 | at Oak | W | 1/1 | 1 | 1 | 0 | 0.0 | 0.0 | 0 | 0 | 0 | 0 | 0 | 0 |
| Oct 12 | GB | L | 1/0 | 2 | 2 | 0 | 0.0 | 0.0 | 0 | 0 | 0 | 0 | 0 | 0 |
| Oct 19 | at Chi | W | 1/0 | 1 | 1 | 0 | 0.0 | 0.0 | 0 | 0 | 0 | 0 | 0 | 0 |
| Oct 26 | at Jax | W | 1/1 | 2 | 1 | 1 | 0.0 | 0.0 | 0 | 0 | 0 | 0 | 0 | 0 |
| Nov 2 | SD | W | 1/0 | 3 | 1 | 2 | 1.0 | 8.0 | 0 | 0 | 0 | 0 | 0 | 0 |
| Nov 9 | at Det | L | 1/0 | 3 | 1 | 2 | 0.0 | 0.0 | 0 | 0 | 0 | 0 | 0 | 0 |
| Nov 13 | Buf | W | 1/0 | 1 | 1 | 0 | 1.0 | 4.0 | 0 | 0 | 0 | 0 | 0 | 0 |
| Nov 23 | at Den | L | 1/0 | 0 | 0 | 0 | 0.0 | 0.0 | 0 | 0 | 0 | 0 | 0 | 0 |
| Dec 1 | at NYJ | W | 1/1 | 0 | 0 | 0 | 0.0 | 0.0 | 0 | 0 | 0 | 0 | 0 | 0 |
| Dec 7 | Bal | L | 1/0 | 2 | 2 | 0 | 0.0 | 0.0 | 0 | 0 | 0 | 0 | 0 | 0 |
| Dec 14 | at NE | L | 1/0 | 4 | 1 | 3 | 0.0 | 0.0 | 0 | 0 | 1 | 0 | 0 | 0 |
| Dec 21 | Min | W | 1/0 | 1 | 0 | 1 | 0.0 | 0.0 | 0 | 0 | 0 | 0 | 0 | 0 |
| Dec 28 | NYJ | L | 1/0 | 3 | 3 | 0 | 0.0 | 0.0 | 0 | 0 | 0 | 0 | 0 | 0 |
| **TOTALS** | | | **16/4** | **33** | **21** | **12** | **2.0** | **12.0** | **0** | **0** | **1** | **0** | **0** | **0** |

**2015 (Miami)**

| Date | Opp | W/L | P/S | Tot | Sol | Ast | Sk | Yds | Int | Yds | PD | FF | FR | Yds |
|---|---|---|---|---|---|---|---|---|---|---|---|---|---|---|
| Sep 13 | at Was | W | 1/1 | 4 | 3 | 1 | 0.0 | 0.0 | 0 | 0 | 0 | 0 | 0 | 0 |
| Sep 20 | at Jax | L | 1/1 | 1 | 1 | 0 | 0.0 | 0.0 | 0 | 0 | 0 | 0 | 0 | 0 |
| Sep 27 | Buf | L | 1/1 | 1 | 1 | 0 | 0.0 | 0.0 | 0 | 0 | 0 | 0 | 0 | 0 |
| Oct 4 | NYJ | L | 1/1 | 3 | 2 | 1 | 0.0 | 0.0 | 0 | 0 | 0 | 0 | 0 | 0 |
| Oct 18 | at Ten | W | 1/1 | 3 | 0 | 3 | 0.0 | 0.0 | 0 | 0 | 0 | 0 | 0 | 0 |
| Oct 25 | Hou | W | 1/1 | 3 | 2 | 1 | 0.0 | 0.0 | 0 | 0 | 0 | 0 | 0 | 0 |
| Oct 29 | at NE | L | 1/1 | 0 | 0 | 0 | 0.0 | 0.0 | 0 | 0 | 0 | 0 | 0 | 0 |
| Nov 8 | at Buf | L | 1/1 | 2 | 1 | 1 | 0.0 | 0.0 | 0 | 0 | 0 | 0 | 0 | 0 |
| Nov 15 | at Phi | W | 1/1 | 1 | 1 | 0 | 0.0 | 0.0 | 0 | 0 | 0 | 0 | 0 | 0 |
| Nov 22 | Dal | L | 1/1 | 1 | 1 | 0 | 0.0 | 0.0 | 0 | 0 | 0 | 0 | 0 | 0 |
| Nov 29 | at NYJ | L | 1/1 | 3 | 2 | 1 | 0.0 | 0.0 | 0 | 0 | 0 | 0 | 0 | 0 |
| Dec 6 | Bal | W | – | – | INACTIVE (Calf) | | | | – | – | – | – | – | – |
| Dec 14 | NYG | L | 1/1 | 0 | 0 | 0 | 0.0 | 0.0 | 0 | 0 | 0 | 0 | 0 | 0 |
| Dec 20 | at SD | L | – | – | INACTIVE (Calf) | | | | – | – | – | – | – | – |
| Dec 27 | Ind | L | – | – | INACTIVE (Calf) | | | | – | – | – | – | – | – |
| Jan 3 | NE | W | – | – | INACTIVE (Calf) | | | | – | – | – | – | – | – |
| **TOTALS** | | | **12/12** | **22** | **14** | **8** | **0.0** | **0.0** | **0** | **0** | **0** | **0** | **0** | **0** |

**2016 (Miami)**

| Date | Opp | W/L | P/S | Tot | Sol | Ast | Sk | Yds | Int | Yds | PD | FF | FR | Yds |
|---|---|---|---|---|---|---|---|---|---|---|---|---|---|---|
| Sep 11 | at Sea | L | 1/0 | 1 | 0 | 1 | 0.0 | 0.0 | 0 | 0 | 0 | 0 | 0 | 0 |
| Sep 18 | at NE | L | – | – | INJURED RESERVE (Calf) | | | | | | – | – | – | – |
| Sep 25 | Cle | W | – | – | INJURED RESERVE (Calf) | | | | | | – | – | – | – |
| Sep 29 | at Cin | L | – | – | INJURED RESERVE (Calf) | | | | | | – | – | – | – |
| Oct 9 | Ten | L | – | – | INJURED RESERVE (Calf) | | | | | | – | – | – | – |
| Oct 16 | Pit | W | – | – | INJURED RESERVE (Calf) | | | | | | – | – | – | – |
| Oct 23 | Buf | W | – | – | INJURED RESERVE (Calf) | | | | | | – | – | – | – |
| Nov 6 | NYJ | W | – | – | INJURED RESERVE (Calf) | | | | | | – | – | – | – |
| Nov 13 | at SD | W | 1/0 | 4 | 4 | 0 | 0.0 | 0.0 | 0 | 0 | 0 | 0 | 0 | 0 |
| Nov 20 | at LAR | W | 1/0 | 2 | 2 | 0 | 0.0 | 0.0 | 0 | 0 | 0 | 0 | 0 | 0 |
| Nov 27 | SF | W | 1/0 | 1 | 1 | 0 | 0.0 | 0.0 | 0 | 0 | 0 | 0 | 0 | 0 |
| Dec 4 | at Bal | L | 1/1 | 1 | 1 | 0 | 0.0 | 0.0 | 0 | 0 | 0 | 0 | 0 | 0 |
| Dec 11 | Arz | W | 1/1 | 2 | 1 | 1 | 0.0 | 0.0 | 0 | 0 | 0 | 0 | 0 | 0 |
| Dec 17 | at NYJ | W | 1/1 | 4 | 1 | 3 | 0.0 | 0.0 | 0 | 0 | 0 | 0 | 0 | 0 |
| Dec 24 | at Buf | W | 1/1 | 2 | 1 | 1 | 0.0 | 0.0 | 0 | 0 | 0 | 0 | 0 | 0 |
| Jan 1 | NE | L | 1/1 | 0 | 0 | 0 | 0.0 | 0.0 | 0 | 0 | 0 | 0 | 0 | 0 |
| **TOTALS** | | | **9/5** | **17** | **11** | **6** | **0.0** | **0.0** | **0** | **0** | **0** | **0** | **0** | **0** |

**2016 Postseason (Miami)**

| Date | Opp | W/L | P/S | Tot | Sol | Ast | Sk | Yds | Int | Yds | PD | FF | FR | Yds |
|---|---|---|---|---|---|---|---|---|---|---|---|---|---|---|
| Jan 8 | at Pit | L | 1/0 | 3 | 3 | 0 | 0.0 | 0.0 | 0 | 0 | 0 | 0 | 0 | 0 |
| **TOTALS** | | | **1/0** | **3** | **3** | **0** | **0.0** | **0.0** | **0** | **0** | **0** | **0** | **0** | **0** |

# RAHEEM MOSTERT

# 31

RB » 5-10 » 197 » PURDUE

4.9.92 » NEW SMYRNA BEACH, FL » NEW SMYRNA BEACH HS, NEW SMYRNA BEACH, FL » 3RD YEAR » ACQUIRED FA IN '16

## AWARDS & HONORS

**2017:** 49ers Community Relations Family Service Award

## 2017 HIGHLIGHTS

- Played in 11 games and recorded 6 carries for 30 yds. and a team-high 8 special teams tackles.

## GOLDMINE

- NFL players once again had the chance to share the causes that are important to them during all Week 13 games, as part of the NFL's My Cause, My Cleats campaign. The initiative was a culmination of collaborative work between the NFL and players across the league. "I want to help raise money and awareness to help find a cure for the disease that runs in my wife's family and is affecting or could affect other," said Mostert. "The sad truth is 1 in 8 women in the United States will develop breast cancer in their lifetime. Research saves lives!"

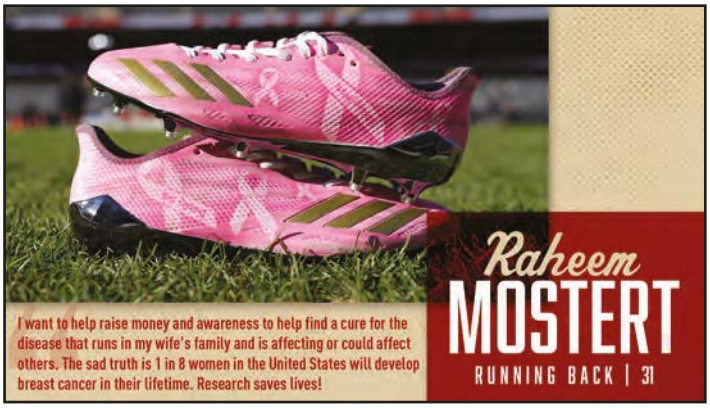


- As part of the 49ers annual Thanksgiving celebrations, Mostert and his teammates visited Cityteam San Jose to serve a holiday feast to over 300 people in need. Guests enjoyed turkey along with all of the usual holiday sides, while getting to know the 49ers.

## MOSTERT'S GOLDEN NUGGETS

- His last name is pronounced MOZE-tert.
- Mostert met his wife, Devon, in college, as the two both attended Purdue University from 2011-14. Devon was an athlete herself, playing on the Boilermakers soccer team.
- A native of New Smyrna Beach, FL, Mostert enjoys saltwater and freshwater fishing in his free time.
- The Walking Dead and Empire are a few of Mostert's favorite shows on TV. He also lists Selena, starring Jennifer Lopez, as his favorite movie.

## MOSTERT'S GAME-BY-GAME

| 2017 Date | Opp | W/L | P/S | Rsh | Yds | Avg | Lg | TD | Rec | Yds | TD |
|---|---|---|---|---|---|---|---|---|---|---|---|
| Sep 10 | Car | L | 1/0 | 0 | 0 | – | – | 0 | 0 | 0 | 0 |
| Sep 17 | at Sea | L | 1/0 | 0 | 0 | – | – | 0 | 0 | 0 | 0 |
| Sep 21 | LAR | L | 1/0 | 4 | 11 | 2.8 | 7 | 0 | 0 | 0 | 0 |
| Oct 1 | at Arz | L | 1/0 | 0 | 0 | – | – | 0 | 0 | 0 | 0 |
| Oct 8 | at Ind | L | 1/0 | 1 | 3 | 3.0 | 3 | 0 | 0 | 0 | 0 |
| Oct 15 | at Was | L | 1/0 | 1 | 16 | 16.0 | 16 | 0 | 0 | 0 | 0 |
| Oct 22 | Dal | L | 1/0 | 0 | 0 | – | – | 0 | 0 | 0 | 0 |
| Oct 29 | at Phi | L | 1/0 | 0 | 0 | – | – | 0 | 0 | 0 | 0 |
| Nov 5 | Arz | L | 1/0 | 0 | 0 | – | – | 0 | 0 | 0 | 0 |
| Nov 12 | NYG | W | 1/0 | 0 | 0 | – | – | 0 | 0 | 0 | 0 |
| Nov 26 | Sea | L | 1/0 | 0 | 0 | – | – | 0 | 0 | 0 | 0 |
| PLACED ON INJURED RESERVE (Knee) ON 11/29 | | | | | | | | | | | |
| **TOTALS** | | | **11/0** | **6** | **30** | **5.0** | **16** | **0** | **0** | **0** | **0** |

## GOLDMINE (CONTINUED)

- A two-sport athlete at Purdue, Mostert starred on the track during his senior season in 2014. He won the Big Ten title in the 60m and 200m at the conference indoor track championship in addition to winning the Big Ten title in the 100m and 200m at the conference outdoor track championship. For his efforts, he was named the Big Ten Indoor and Outdoor Track Athlete of the Championship in addition to the Great Lakes Region Track Athlete of the Year.



## GOLDMINE (CONTINUED)

- In October of 2017, the 49ers partnered with Bags of Fun to deliver backpacks to children undergoing treatment at Lucile Packard Children's Hospital. Each bag was personalized with educational, interactive and fun toys to provide joy, laughter and relief from the stress and anxiety of being in the hospital. Mostert and his teammates spent time with patients receiving Bags of Fun and other families in the hospital to uplift them during a difficult time.

- As part of Salute to Service Month, Mostert, along with his temmates and general manager, John Lynch, visited the USO office at the San Jose Military Entrance Processing Station to spend time with military applicants and their families as they took the Oath of Enlistment and shipped off to basic training.

- The 49ers partnered with Furry Friends Pet Assisted Therapy Services for animal therapy, while providing confidence building activities for students in the Leland High School special needs program in an effort to erase the stigma attached to special needs. Mostert and his teammates spent time with students with autism, mental illness and learning disabilities as they play board games, working on social skills including conversational queues and eye contact through the hands-on activity. Players will also partner with animal therapy dogs to uplift students through one-on-one interactions.

- In honor of the NFL's Crucial Catch campaign, the 49ers hosted a fashion show on Tuesday, October 17th, 2017, featuring breast cancer and pediatric cancer warriors in apparel donated by Levi's®. Mostert, along with his 49ers teammates, walked the runway with cancer warriors as they shared their stories of strength and courage with the audience.

## MOSTERT'S CAREER STATISTICS

| | | | | RUSHING | | | | | RECEIVING | | | | |
|---|---|---|---|---|---|---|---|---|---|---|---|---|---|
| YEAR | TEAM | GP | GS | NO | YDS | AVG | LG | TD | ATT | YDS | AVG | LG | TD |
| 2015 | MIA/BAL/CLE | 11 | 0 | 0 | 0 | – | – | 0 | 0 | 0 | – | – | 0 |
| 2016 | CHI/SF | 3 | 0 | 1 | 6 | 6.0 | 6 | 0 | 0 | 0 | – | – | 0 |
| 2017 | SF | 11 | 0 | 6 | 30 | 5.0 | 16 | 0 | 0 | 0 | – | – | 0 |
| **TOTALS** | | **25** | **0** | **7** | **36** | **5.1** | **16** | **0** | **0** | **0** | **–** | **–** | **0** |

**Additional Statistics:**
**Special Teams Tackles – 9:** 2015 (1); 2017 (8)
**Kick Returns – 26:** 2015 (19); 2016 (2); 2017 (5)
**Kick Return Yards – 648:** 2015 (530); 2016 (35); 2017 (83)
**Punt Return Yards – 33:** 2016 (33)
**Fumbles–Lost – 2–2:** 2015 (1–1); 2017 (1–1)

**Milestones:**
**NFL Debut:** at Jax. (9/20/15)

## MOSTERT'S CAREER HIGHS

**Rushes:** 4 vs. LAR (9/21/17)
**Rushing Yards:** 16 at Was. (10/15/17)
**Long Rush:** 16 at Was. (10/15/17)
**Kick Returns:** 5 (2 times) Last vs. Pit. (1/3/16)
**Kick Return Yards:** 159 at Sea. (12/20/15)
**Kick Return Long:** 53 at Sea. (12/20/15)

## MOSTERT'S TRANSACTIONS

Originally signed by Phi. as an undrafted free agent on 5/2/15...Waived by Phi. on 9/5/15...Signed to Phi. practice squad on 9/6/15...Signed from Phi. practice squad to Mia. active roster on 9/15/15...Waived by Mia. on 10/13/15...Claimed off waivers by Bal. on 10/14/15...Waived by Bal. on 12/15/15...Claimed off waivers by Cle. on 12/16/15...Re–signed by Cle. on 3/7/16...Waived by Cle. on 9/4/16...Signed to NYJ practice squad on 9/6/16...Released by NYJ on 9/12/16...Signed to Chi. practice squad on 9/13/16...Promoted to Chi. active roster on 9/21/16...Waived by Chi. on 10/3/16...Signed to Chi. practice squad on 10/4/16...Released by Chi. on 10/21/16...Signed to SF practice squad on 11/28/16...Promoted to SF active roster on 12/30/16...Placed on the Injured Reserve List on 11/29/17.

## 2016 (NEW YORK JETS/CHICAGO/SAN FRANCISCO)

- Spent time on the Jets and Bears practice squads before being promoted to Chicago's active roster on 9/21, where he appeared in two games.
- Signed to the SF practice squad on 11/28 and was promoted to the active roster on 12/30. Appeared in the final game of the season and registered 6 yds. on 1 att. Also recorded 2 KORs for 35 yds. and 33 punt return yds.

## 2015 (MIAMI/BALTIMORE/CLEVELAND)

- Appeared in 11 total games (1 with Mia., 7 with Bal. and 3 with Cle.) during the 2015 season.
- As a member of the Cleveland Browns, registered 5 KORs for 159 yds. (31.8 avg.) at Sea. (12/20), including a career-long 53-yd. return.

## COLLEGE

A four-time letterwinner at Purdue (2011-14), appeared in 43 games and registered 139 atts. for 759 yds. and 6 TDs along with 88 KORs for 2,289 yds. and 2 TDs. Finished his career as the school's all-time leader in kick return yds. and 3rd in kick return avg. (26.0). Saw action in 11 games as a senior and recorded 93 atts. for 529 yds. and 3 TDs along with 34 KORs for 731 yds. Appeared in 12 games in 2013 and rushed for 37 yds. on 11 atts. and 11 KORs for 258 yds., including a 100-yd. KOR TD. As a sophomore, saw action in 8 games and registered 16 atts. for 85 yds. and 1 TD along with 18 KORs for 463 yds. In 2011, led FBS with a kick return avg. of 33.5 (25 KORs for 837 yds.).

## PERSONAL

- Majored in organizational leadership and supervision.
- While at Purdue, won the Big Ten title in the 60m and 200m at the conference indoor track championship and the Big Ten title in the 100m and 200m at the conference outdoor track championship.
- Attended New Smyrna Beach (FL) HS, where he recorded 39 recepts. for 723 yds. and 4 TDs as a senior and was named MVP of the 2010 Central Florida All-Star Game.
- Married to his wife, the former Devon Beckwith.
- Born Dominique Raheem Mostert (4/9/92) in Daytona Beach, FL.

## INJURY REPORT

**2017:** Placed on the Injured Reserve List on 11/29 with a knee injury.

## MOSTERT'S GAME-BY-GAME

**2015 (Miami/Baltimore/Cleveland)**

| Date | Opp | W/L | P/S | Rsh | Yds | Avg | Lg | TD | Rec | Yds | TD |
|---|---|---|---|---|---|---|---|---|---|---|---|
| **SIGNED TO PHI PRACTICE SQUAD ON 9/6** | | | | | | | | | | | |
| Sep 14 | at Atl | L | – | PRACTICE SQUAD | | – | – | – | – | – | – |
| **SIGNED TO MIA ACTIVE ROSTER ON 9/15** | | | | | | | | | | | |
| Sep 20 | at Jax | L | 1/0 | 0 | 0 | – | – | 0 | 0 | 0 | 0 |
| Sep 27 | Buf | L | – | INACTIVE | | – | – | – | – | – | – |
| Oct 4 | NYJ | L | – | INACTIVE | | – | – | – | – | – | – |
| **WAIVED BY MIA ON 10/13** | | | | | | | | | | | |
| **CLAIMED OFF WAIVERS BY BAL ON 10/14** | | | | | | | | | | | |
| Oct 18 | at SF | L | – | INACTIVE | | – | – | – | – | – | – |
| Oct 26 | at Arz | L | 1/0 | 0 | 0 | – | – | 0 | 0 | 0 | 0 |
| Nov 1 | SD | W | 1/0 | 0 | 0 | – | – | 0 | 0 | 0 | 0 |
| Nov 15 | Jax | L | 1/0 | 0 | 0 | – | – | 0 | 0 | 0 | 0 |
| Nov 22 | StL | W | 1/0 | 0 | 0 | – | – | 0 | 0 | 0 | 0 |
| Nov 30 | at Cle | W | 1/0 | 0 | 0 | – | – | 0 | 0 | 0 | 0 |
| Dec 6 | at Mia | L | 1/0 | 0 | 0 | – | – | 0 | 0 | 0 | 0 |
| Dec 13 | Sea | L | 1/0 | 0 | 0 | – | – | 0 | 0 | 0 | 0 |
| **WAIVED BY BAL ON 12/15** | | | | | | | | | | | |
| **CLAIMED OFF WAIVERS BY CLE ON 12/16** | | | | | | | | | | | |
| Dec 20 | at Sea | L | 1/0 | 0 | 0 | – | – | 0 | 0 | 0 | 0 |
| Dec 27 | at KC | L | 1/0 | 0 | 0 | – | – | 0 | 0 | 0 | 0 |
| Jan 3 | Pit | L | 1/0 | 0 | 0 | – | – | 0 | 0 | 0 | 0 |
| **TOTALS** | | | **11/0** | **0** | **0** | **–** | **–** | **0** | **0** | **0** | **0** |

**2016 (New York Jets/Chicago/San Francisco)**

| Date | Opp | W/L | P/S | Rsh | Yds | Avg | Lg | TD | Rec | Yds | TD |
|---|---|---|---|---|---|---|---|---|---|---|---|
| **SIGNED TO NYJ PRACTICE SQUAD ON 9/6** | | | | | | | | | | | |
| Sep 11 | Cin | L | – | PRACTICE SQUAD | | – | – | – | – | – | – |
| **RELEASED BY NYJ ON 9/12** | | | | | | | | | | | |
| **SIGNED TO CHI PRACTICE SQUAD ON 9/13** | | | | | | | | | | | |
| Sep 19 | Phi | L | – | PRACTICE SQUAD | | – | – | – | – | – | – |
| **PROMOTED TO CHI ACTIVE ROSTER ON 9/21** | | | | | | | | | | | |
| Sep 25 | at Dal | L | 1/0 | 0 | 0 | – | – | 0 | 0 | 0 | 0 |
| Oct 2 | Det | W | 1/0 | 0 | 0 | – | – | 0 | 0 | 0 | 0 |
| **WAIVED BY CHI ON 10/3** | | | | | | | | | | | |
| **SIGNED TO CHI PRACTICE SQUAD ON 10/4** | | | | | | | | | | | |
| Oct 9 | at Ind | L | – | PRACTICE SQUAD | | – | – | – | – | – | – |
| Oct 16 | Jax | L | – | PRACTICE SQUAD | | – | – | – | – | – | – |
| Oct 20 | at GB | W | – | PRACTICE SQUAD | | – | – | – | – | – | – |
| **RELEASED BY CHI ON 10/21** | | | | | | | | | | | |
| **SIGNED TO SF PRACTICE SQUAD ON 11/28** | | | | | | | | | | | |
| Dec 4 | at Chi | L | – | PRACTICE SQUAD | | – | – | – | – | – | – |
| Dec 11 | NYJ | L | – | PRACTICE SQUAD | | – | – | – | – | – | – |
| Dec 18 | at Atl | L | – | PRACTICE SQUAD | | – | – | – | – | – | – |
| Dec 24 | at LAR | W | – | PRACTICE SQUAD | | – | – | – | – | – | – |
| **PROMOTED TO SF ACTIVE ROSTER ON 12/30** | | | | | | | | | | | |
| Jan 1 | Sea | L | 1/0 | 1 | 6 | 6.0 | 6 | 0 | 0 | 0 | 0 |
| **TOTALS** | | | **3/0** | **1** | **6** | **6.0** | **6** | **0** | **0** | **0** | **0** |

# LOUIS MURPHY

18

WR » 6-2 » 200 » FLORIDA

5.11.87 » ST. PETERSBURG, FL » LAKEWOOD HS, ST. PETERSBURG, FL » 9TH YEAR » ACQUIRED FA IN '17

## 2017 HIGHLIGHTS

- Signed by the team on 11/6, started all 7 games in which he appeared and registered 8 recepts. for 121 yds. and 1 TD.
- Recorded his 1st TD recept. as a member of the 49ers on a 10-yd. pass from QB Jimmy Garoppolo vs. Sea. (11/26). The TD recept. by Murphy was his 1st of the season, 11th of his career and 1st since 10/12/14 vs. Bal. as a member of the Tampa Bay Buccaneers.

## GOLDMINE

- Murphy established the 1st Downs 4 Life Foundation in 2008 which is strategically designed to empower and inspire youth while providing them with the fundamental tools to excel in life through athletics, education, leadership and service. "I just love giving back," said Murphy. "Giving them the opportunity to just see a familiar face from the neighborhood, to encourage them and let them know that they can achieve all their dreams, all the goals that they want to in life."

- In 2016, Murphy hosted his Ninth Annual Louis Murphy Jr.'s 1st Downs 4 Life Football and Cheerleading Camp in his hometown community of St. Petersburg, FL. The camp is a great opportunity for all youth, as the children were taught by Tampa Bay Buccaneers cheerleaders and went through football drills with several NFL players. Aside from football drills, Murphy spoke about continuing to pursue their dreams, and making a difference in the St. Petersburg community. Said Murphy, "I made a pact with God. I said, 'God if I ever make it to the NFL, I want to come back and give back to my neighborhood, my school, and where I'm from.'"
- Murphy visited Davis Elementary School in February of 2015 to lead students in PLAY 60 drills and congratulate the school on winning the PLAY 60 Challenge, which encourages students to get out moving for at least 60 minutes per day.

## MURPHY'S GOLDEN NUGGETS

- Won two National Championships at the University of Florida (2006 & 2008), including his senior season when he was voted a team captain.
- Founded the 1st Downs 4 Life Foundation in 2008, a non-profit company designed to empower youth in his hometown of St. Petersburg, FL. For more information on the 1st Downs 4 Life Foundation, visit **firstdownsfl.org**.

## MURPHY'S GAME-BY-GAME

| 2017 Date | Opp | W/L | P/S | Rec | Yds | Avg | Lg | TD |
|---|---|---|---|---|---|---|---|---|
| | | | SIGNED BY SF ON 11/6 | | | | | |
| Nov 12 | NYG | W | 1/1 | 2 | 48 | 24.0 | 40 | 0 |
| Nov 26 | Sea | L | 1/1 | 2 | 14 | 7.0 | 10 | 1 |
| Dec 3 | at Chi | W | 1/1 | 1 | 16 | 16.0 | 16 | 0 |
| Dec 10 | at Hou | W | 1/1 | 1 | 20 | 20.0 | 20 | 0 |
| Dec 17 | Ten | W | 1/1 | 0 | 0 | – | – | 0 |
| Dec 24 | Jax | W | 1/1 | 1 | 17 | 17.0 | 17 | 0 |
| Dec 31 | at LAR | W | 1/1 | 1 | 6 | 6.0 | 6 | 0 |
| **TOTALS** | | | **7/7** | **8** | **121** | **15.1** | **40** | **1** |

## MURPHY'S CAREER STATISTICS

| | | | | RECEIVING | | | | | RUSHING | | | | |
|---|---|---|---|---|---|---|---|---|---|---|---|---|---|
| YEAR | TEAM | GP | GS | NO | YDS | AVG | LG | TD | ATT | YDS | AVG | LG | TD |
| 2009 | OAK | 16 | 9 | 34 | 521 | 15.3 | 75t | 4 | 6 | 31 | 5.2 | 13 | 0 |
| 2010 | OAK | 14 | 9 | 41 | 609 | 14.9 | 70 | 2 | 1 | 43 | 43.0 | 43 | 0 |
| 2011 | OAK | 11 | 1 | 15 | 241 | 16.1 | 47 | 0 | 6 | 69 | 11.5 | 27 | 1 |
| 2012 | CAR | 16 | 5 | 25 | 336 | 13.4 | 55 | 1 | 1 | 3 | 3.0 | 3 | 0 |
| 2013 | NYG | 14 | 0 | 6 | 37 | 6.2 | 8 | 1 | 0 | 0 | – | – | 0 |
| 2014 | TB | 11 | 3 | 31 | 380 | 12.3 | 54 | 2 | 0 | 0 | – | – | 0 |
| 2015 | TB | 6 | 1 | 10 | 198 | 19.8 | 54 | 0 | 0 | 0 | – | – | 0 |
| 2016 | TB | 0 | 0 | 0 | 0 | 0.0 | – | 0 | 0 | 0 | – | – | 0 |
| 2017 | SF | 7 | 7 | 8 | 121 | 15.1 | 40 | 1 | 0 | 0 | – | – | 0 |
| **TOTALS** | | **95** | **35** | **170** | **2,443** | **14.4** | **75t** | **11** | **14** | **146** | **10.4** | **43** | **1** |

**Additional Statistics:**
**Fumbles – Lost – 5–2:** 2–1 in 2010; 1–0 in 2012; 1–1 in 2013; 1–0 in 2014
**Fumble Recoveries – 2:** 2010 (1); 2012 (1)
**Tackles – 8:** 2009 (3); 2010 (2); 2011 (1); 2014 (1); 2017 (1)

**Milestones:**
**NFL Debut:** vs. SD (9/14/09); **First Start:** vs. SD (9/14/09); **First Reception:** vs. SD (9/14/09 – 10–yd. pass from QB JaMarcus Russell); **First TD Reception:** vs. SD (9/14/09 – 57–yd. pass from QB JaMarcus Russell); **100–yd. Games:** 3, Last at Chi. (11/23/14 – 113–yds.)

## MURPHY'S CAREER HIGHS

**Receptions:** 7 vs. Bal. (10/12/14)
**Receiving Yards:** 128 at Pit. (12/6/09)
**Long Reception:** 75t at Pit. (12/6/09)
**TD Receptions:** 2 at Pit. (12/6/09)

**Rushes:** 2 (4 times) Last vs. Det. (12/18/11)
**Rushing Yards:** 43 at SF (10/17/10)
**Long Rush:** 43 at SF (10/17/10)

## MURPHY'S TRANSACTIONS

Originally a 4th–round (124th overall) draft choice by Oak. in 2009...Traded to Car. on 7/23/12...Signed a one–year deal with NYG on 3/19/13...Signed by TB on 3/26/14...Waived by TB on 9/6/14...Signed by TB on 9/23/14...Placed on the Injured Reserve List on 12/16/14...Signed a three–year extension with TB on 12/26/14...Placed on the Injured Reserve List on 10/27/15...Placed on the Reserve/Physically Unable to Perform List on 8/30/16...Activated from the Reserve/Physically Unable to Perform List on 11/29/16...Released by TB on 11/29/16...Signed a one–year deal with SF on 7/31/17...Released by SF on 9/1/17...Signed a one–year deal with SF on 11/6/17.

## 2016 (TAMPA BAY)

- Spent the 1st 12 weeks of the season on the Reserve/PUP List prior to being released from the team on 11/29.

## 2015 (TAMPA BAY)

- Appeared in 6 games (1 start), adding 10 recepts. for 198 yds. prior to being placed on the Injured Reserve List on 10/27 with a knee injury.
- Registered 3 recepts. for a season-high 82 yds. at NO (9/20).

## 2014 (TAMPA BAY)

- Saw action in 11 games (3 starts) and recorded 31 recepts. for 380 yds. and 2 TDs prior to being placed on the Injured Reserve List on 12/16 with an ankle injury.
- Caught 6 passes for 99 yds. at Pit. (9/28).
- Registered 3 recepts. for 35 yds., including a 20-yd. TD at NO (10/5).
- Finished with 7 recepts. for 72 yds. and 1 TD vs. Bal. (10/12), marking the 1st time in his career to have registered at least 1 TD recept. in consecutive games.
- Registered 6 recepts. for 113 yds. (18.8 avg.) at Chi. (11/23), going over 100-yds. receiving for the 3rd time in his career.

## 2013 (NEW YORK GIANTS)

- Appeared in 14 games (1 start) and registered 6 recepts. for 37 yds. and 1 TD.
- Saw his only catch of the game go for a 4-yd. TD vs. Dal. (11/24).

## 2012 (CAROLINA)

- Saw action in all 16 games (5 starts) for the 2nd time in his career, finishing with 25 recepts. for 336 yds. and 1 TD.
- Caught 1 pass at KC (12/2), an 8-yd. TD recept.
- Registered a season-high 5 recepts. vs. Atl. (12/9) for 36 yds.
- Finished with 2 recepts. for 65 yds., including a long of 55 yds.

## 2011 (OAKLAND)

- After missing the 1st 5 games of the season with a groin injury, appeared in each of the following 11 (1 start). Finished with 15 recepts. for 241 yds.
- In the season finale vs. SD (1/1/12), hauled in 5 recepts. for 72 yds. (14.4 avg.).

## 2010 (OAKLAND)

- Saw action in 14 games (9 starts) and recorded career highs in recepts. (41) and rec. yds. (609), to go along with 2 TD recepts.
- Caught 6 passes for 91 yds. and 1 TD at Ten. (9/12).
- Registered 5 recepts. for a season-high 119 yds. at Arz. (9/26).
- Finished with 6 recepts. for 59 yds. and 1 TD at Jax. (12/12).

## 2009 (OAKLAND)

- Saw action in all 16 games (9 starts) as a rookie, recording 34 recepts. for 521 yds. and 4 TDs.
- Made his 1st career start and NFL debut vs. SD (9/14), finishing with 4 recepts. for 87 yds. and 1 TD, hauling in a 57-yd. TD pass from QB JaMarcus Russell.
- Hauled in a 29-yd. TD pass vs. Cin. (11/22), his only catch of the game.
- Registered 4 recepts. for a career-high 128 yds. and 2 TDs at Pit. (12/6).

## COLLEGE

Appeared in 48 games (26 starts) at Florida, and totaled 77 recepts. for 1,245 yds. and 13 TDs. As a senior in 2008, started every game for the 1st time and led the team in rec. yds. (655) and ranked 2nd on the team in recepts. (38). In 2007, played in all 13 games (10 starts) and was the only Florida player with a recept. in all 13 games, finishing the season with 37 recepts. for 548 yds. and 5 TDs. Made his 1st career recept. as a sophomore in 2006, catching a 35-yd. TD pass. Saw action in nine games as a freshman.

## PERSONAL

- Attended Lakewood (St. Petersburg, FL) HS, where he caught 26 passes for 520 yds. and 3 TDs as a senior. Was named two-time offensive MVP and a special-teams MVP.
- In addition to football, participated in basketball and track & field at Lakewood. As the anchor on Lakewood's 4x400 relay squad, won the state championship as a sophomore.
- Majored in recreation event management at Florida.
- Born Louis Morris Murphy, Jr. (5/11/87) in St. Petersburg, FL.

## INJURY REPORT

**2010:** Missed two games [vs. Sea. (10/31) and vs. KC (11/7)] with a chest injury.

**2011:** Inactive five games [at Den. (9/12), at Buf. (9/18), vs. NYJ (9/25), vs. NE (10/2) and at Hou. (10/9)] with a groin injury.

**2013:** Missed two games [vs. Phi. (10/6) and at Chi. (10/10)] with an ankle injury.

**2014:** Placed on the Injured Reserve List on 12/16 with an ankle injury.

**2015:** Placed on the Injured Reserve List on 10/27 with a knee injury.

**2016:** Placed on the Reserve/Physically Unable to Perform List on 8/30.

## MURPHY'S GAME-BY-GAME

**2009 (Oakland)**

| Date | Opp | W/L | P/S | Rec | Yds | Avg | Lg | TD |
|---|---|---|---|---|---|---|---|---|
| Sep 14 | SD | L | 1/1 | 4 | 87 | 21.8 | 57t | 1 |
| Sep 20 | at KC | W | 1/1 | 2 | 26 | 13.0 | 19 | 0 |
| Sep 27 | Den | L | 1/1 | 2 | 25 | 12.5 | 18 | 0 |
| Oct 4 | at Hou | L | 1/1 | 3 | 34 | 11.3 | 19 | 0 |
| Oct 11 | at NYG | L | 1/1 | 1 | 2 | 2.0 | 2 | 0 |
| Oct 18 | Phi | W | 1/1 | 0 | 0 | – | – | 0 |
| Oct 25 | NYJ | L | 1/1 | 4 | 58 | 14.5 | 28 | 0 |
| Nov 1 | at SD | L | 1/1 | 0 | 0 | – | – | 0 |
| Nov 15 | KC | L | 1/0 | 0 | 0 | – | – | 0 |
| Nov 22 | Cin | W | 1/0 | 1 | 29 | 29.0 | 29t | 1 |
| Nov 26 | at Dal | L | 1/0 | 2 | 22 | 11.0 | 17 | 0 |
| Dec 6 | at Pit | W | 1/0 | 4 | 128 | 32.0 | 75t | 2 |
| Dec 13 | Was | L | 1/1 | 1 | 8 | 8.0 | 8 | 0 |
| Dec 20 | at Den | W | 1/0 | 2 | 21 | 10.5 | 14 | 0 |
| Dec 27 | at Cle | L | 1/0 | 2 | 22 | 11.0 | 16 | 0 |
| Jan 3 | Bal | L | 1/0 | 6 | 59 | 9.8 | 20 | 0 |
| **TOTALS** | | | **16/9** | **34** | **521** | **15.3** | **75t** | **4** |

**2010 (Oakland)**

| Date | Opp | W/L | P/S | Rec | Yds | Avg | Lg | TD |
|---|---|---|---|---|---|---|---|---|
| Sep 12 | at Ten | L | 1/1 | 4 | 28 | 7.0 | 16 | 0 |
| Sep 19 | StL | W | 1/1 | 6 | 91 | 15.2 | 27 | 1 |
| Sep 26 | at Arz | L | 1/1 | 5 | 119 | 23.8 | 70 | 0 |
| Oct 3 | Hou | L | 1/1 | 1 | 5 | 5.0 | 5 | 0 |
| Oct 10 | SD | W | 1/1 | 2 | 61 | 30.5 | 58 | 0 |
| Oct 17 | at SF | L | 1/1 | 1 | 4 | 4.0 | 4 | 0 |
| Oct 24 | at Den | W | 1/1 | 2 | 29 | 14.5 | 20 | 0 |
| Oct 31 | Sea | W | – | – | INACTIVE (Chest) | – | – | – |
| Nov 7 | KC | W | – | – | INACTIVE (Chest) | – | – | – |
| Nov 21 | at Pit | L | 1/1 | 3 | 25 | 8.3 | 12 | 0 |
| Nov 28 | Mia | L | 1/1 | 4 | 73 | 18.3 | 29 | 0 |
| Dec 5 | at SD | W | 1/0 | 2 | 36 | 18.0 | 37 | 0 |
| Dec 12 | at Jax | L | 1/0 | 6 | 59 | 9.8 | 15 | 1 |
| Dec 19 | Den | W | 1/0 | 1 | 14 | 14.0 | 14 | 0 |
| Den 26 | Ind | L | 1/0 | 2 | 36 | 18.0 | 26 | 0 |
| Jan 2 | at KC | W | 1/0 | 2 | 29 | 14.5 | 20 | 0 |
| **TOTALS** | | | **14/9** | **41** | **609** | **14.9** | **70** | **2** |

**2011 (Oakland)**

| Date | Opp | W/L | P/S | Rec | Yds | Avg | Lg | TD |
|---|---|---|---|---|---|---|---|---|
| Sep 12 | at Den | W | – | – | INACTIVE (Groin) | – | – | – |
| Sep 18 | at Buf | L | – | – | INACTIVE (Groin) | – | – | – |
| Sep 25 | NYJ | W | – | – | INACTIVE (Groin) | – | – | – |
| Oct 2 | NE | L | – | – | INACTIVE (Groin) | – | – | – |
| Oct 9 | at Hou | W | – | – | INACTIVE (Groin) | – | – | – |
| Oct 16 | Cle | W | 1/0 | 0 | 0 | – | – | 0 |
| Oct 23 | KC | L | 1/0 | 0 | 0 | – | – | 0 |
| Nov 6 | Den | L | 1/0 | 1 | 23 | 23.0 | 23 | 0 |
| Nov 10 | at SD | W | 1/0 | 0 | 0 | – | – | 0 |
| Nov 20 | at Min | W | 1/0 | 0 | 0 | – | – | 0 |
| Nov 27 | Chi | W | 1/0 | 2 | 53 | 26.5 | 47 | 0 |
| Dec 4 | at Mia | L | 1/0 | 2 | 15 | 7.5 | 9 | 0 |
| Dec 11 | at GB | L | 1/0 | 4 | 70 | 17.5 | 24 | 0 |
| Dec 18 | Det | L | 1/0 | 1 | 8 | 8.0 | 8 | 0 |
| Den 24 | at KC | W | 1/0 | 0 | 0 | – | – | 0 |
| Jan 1 | SD | L | 1/0 | 5 | 72 | 14.4 | 28 | 0 |
| **TOTALS** | | | **11/1** | **15** | **241** | **16.1** | **47** | **0** |

**2012 (Carolina)**

| Date | Opp | W/L | P/S | Rec | Yds | Avg | Lg | TD |
|---|---|---|---|---|---|---|---|---|
| Sep 9 | at TB | L | 1/1 | 3 | 63 | 21.0 | 51 | 0 |
| Sep 16 | NO | W | 1/0 | 0 | 0 | – | – | 0 |
| Sep 20 | NYG | L | 1/0 | 1 | 7 | 7.0 | 7 | 0 |
| Sep 30 | at Atl | L | 1/0 | 1 | 8 | 8.0 | 8 | 0 |
| Oct 7 | Sea | L | 1/0 | 1 | 5 | 5.0 | 5 | 0 |
| Oct 21 | Dal | L | 1/1 | 3 | 48 | 16.0 | 26 | 0 |
| Oct 28 | at Chi | L | 1/0 | 0 | 0 | – | – | 0 |
| Nov 4 | at Was | W | 1/1 | 1 | 4 | 4.0 | 4 | 0 |
| Nov 11 | Den | L | 1/0 | 0 | 0 | – | – | 0 |
| Nov 18 | TB | L | 1/0 | 1 | 12 | 12.0 | 12 | 0 |
| Nov 26 | at Phi | W | 1/0 | 2 | 65 | 32.5 | 55 | 0 |
| Dec 2 | at KC | L | 1/0 | 1 | 8 | 8.0 | 8t | 1 |
| Dec 9 | Atl | W | 1/1 | 5 | 36 | 7.2 | 16 | 0 |
| Dec 16 | at SD | W | 1/1 | 2 | 18 | 9.0 | 11 | 0 |
| Den 23 | Oak | W | 1/0 | 1 | 5 | 5.0 | 5 | 0 |
| Dec 30 | at NO | W | 1/0 | 3 | 57 | 19.0 | 34 | 0 |
| **TOTALS** | | | **16/5** | **25** | **336** | **13.4** | **55** | **1** |

**2013 (New York Giants)**

| Date | Opp | W/L | P/S | Rec | Yds | Avg | Lg | TD |
|---|---|---|---|---|---|---|---|---|
| Sep 8 | at Dal | L | 1/0 | 0 | 0 | – | – | 0 |
| Sep 15 | Den | L | 1/0 | 0 | 0 | – | – | 0 |
| Sep 22 | at Car | L | 1/0 | 1 | 8 | 8.0 | 8 | 0 |
| Sep 29 | at KC | L | 1/0 | 0 | 0 | – | – | 0 |
| Oct 6 | Phi | L | – | – | INACTIVE (Ankle) | – | – | – |
| Oct 10 | at Chi | L | – | – | INACTIVE (Ankle) | – | – | – |
| Oct 21 | Min | W | 1/0 | 0 | 0 | – | – | 0 |
| Oct 27 | at Phi | W | 1/0 | 0 | 0 | – | – | 0 |
| Nov 10 | Oak | W | 1/0 | 0 | 0 | – | – | 0 |
| Nov 17 | GB | W | 1/0 | 0 | 0 | – | – | 0 |
| Nov 24 | Dal | L | 1/0 | 1 | 4 | 4.0 | 4t | 1 |
| Dec 1 | at Was | W | 1/0 | 0 | 0 | – | – | 0 |
| Dec 8 | at SD | L | 1/0 | 0 | 0 | – | – | 0 |
| Dec 15 | Sea | L | 1/0 | 1 | 7 | 7.0 | 7 | 0 |
| Den 22 | at Det | W | 1/0 | 2 | 10 | 5.0 | 5 | 0 |
| Dec 29 | Was | W | 1/0 | 1 | 8 | 8.0 | 8 | 0 |
| **TOTALS** | | | **14/0** | **6** | **37** | **6.2** | **8** | **1** |

**2014 (Tampa Bay)**

| Date | Opp | W/L | P/S | Rec | Yds | Avg | Lg | TD |
|---|---|---|---|---|---|---|---|---|
| | | | **SIGNED BY TB ON 9/23** | | | | | |
| Sep 28 | at Pit | W | 1/0 | 6 | 99 | 16.5 | 41 | 0 |
| Oct 5 | at NO | L | 1/1 | 3 | 35 | 11.7 | 20t | 1 |
| Oct 12 | Bal | L | 1/0 | 7 | 72 | 10.3 | 24 | 1 |
| Oct 26 | Min | L | 1/0 | 2 | 11 | 5.5 | 7 | 0 |
| Nov 2 | at Cle | L | 1/1 | 2 | 13 | 6.5 | 9 | 0 |
| Nov 9 | Atl | L | 1/0 | 1 | 12 | 12.0 | 12 | 0 |
| Nov 16 | at Was | W | 1/0 | 0 | 0 | – | – | 0 |
| Nov 23 | at Chi | L | 1/0 | 6 | 113 | 18.8 | 54 | 0 |
| Nov 30 | Cin | L | 1/0 | 1 | 7 | 7.0 | 7 | 0 |
| Dec 7 | at Det | L | 1/1 | 3 | 18 | 6.0 | 9 | 0 |
| Dec 14 | at Car | L | 1/0 | 0 | 0 | – | – | 0 |
| | | | **PLACED ON INJURED RESERVE (Ankle) ON 12/16** | | | | | |
| **TOTALS** | | | **11/3** | **31** | **380** | **12.3** | **54** | **2** |

## MURPHY'S GAME-BY-GAME

**2015 (Tampa Bay)**

| Date | Opp | W/L | P/S | Rec | Yds | Avg | Lg | TD |
|---|---|---|---|---|---|---|---|---|
| Sep 13 | Ten | L | 1/1 | 0 | 0 | – | – | 0 |
| Sep 20 | at NO | W | 1/0 | 3 | 82 | 27.3 | 54 | 0 |
| Sep 27 | at Hou | L | 1/0 | 3 | 61 | 20.3 | 33 | 0 |
| Oct 4 | Car | L | 1/0 | 3 | 26 | 8.7 | 11 | 0 |
| Oct 11 | Jax | W | 1/0 | 0 | 0 | – | – | 0 |
| Oct 25 | at Was | L | 1/0 | 1 | 29 | 29.0 | 29 | 0 |
| PLACED ON INJURED RESERVE (Knee) ON 10/27 | | | | | | | | |
| **TOTALS** | | | **6/1** | **10** | **198** | **19.8** | **54** | **0** |

**2016 (Tampa Bay)**

| Date | Opp | W/L | P/S | Rec | Yds | Avg | Lg | TD |
|---|---|---|---|---|---|---|---|---|
| Sep 11 | at Atl | W | – | – | RESERVE/PUP | – | – | – |
| Sep 18 | at Arz | L | – | – | RESERVE/PUP | – | – | – |
| Sep 25 | LAR | L | – | – | RESERVE/PUP | – | – | – |
| Oct 2 | Den | L | – | – | RESERVE/PUP | – | – | – |
| Oct 10 | at Car | W | – | – | RESERVE/PUP | – | – | – |
| Oct 23 | at SF | W | – | – | RESERVE/PUP | – | – | – |
| Oct 30 | Oak | L | – | – | RESERVE/PUP | – | – | – |
| Nov 3 | Atl | L | – | – | RESERVE/PUP | – | – | – |
| Nov 13 | Chi | W | – | – | RESERVE/PUP | – | – | – |
| Nov 20 | at KC | W | – | – | RESERVE/PUP | – | – | – |
| Nov 27 | Sea | W | – | – | RESERVE/PUP | – | – | – |
| RELEASED BY TB ON 11/29 | | | | | | | | |
| **TOTALS** | | | **0/0** | **0** | **0** | **–** | **–** | **0** |

# KYLE NELSON

# 86

TE/LS » 6-2 » 240 » NEW MEXICO STATE

10.3.86 » CHINA SPRINGS, TX » CHINA SPRINGS HS, CHINA SPRINGS, TX » 6TH YEAR » ACQUIRED FA IN '14

## 2017 HIGHLIGHTS

- Appeared in all 16 games and registered 3 special teams tackles and 1 special teams FR.
- Registered his 1st career special teams FR vs. LAR (9/21), scooping up a muffed punt by Rams WR Tavon Austin.

## GOLDMINE

- NFL players once again had the chance to share the causes that are important to them during all Week 13 games, as part of the NFL's My Cause, My Cleats campaign. The initiative was a culmination of collaborative work between the NFL and players across the league. For My Cause, My Cleats, Nelson is supporting JW House, which aims to provide a warm, comfortable "home away from home" for families facing medical crisis. "Families facing medical crises need rest and self-care while their loved one is in the hospital," said Nelson. "I want to bring hope and encouragement to those going through the unimaginable."

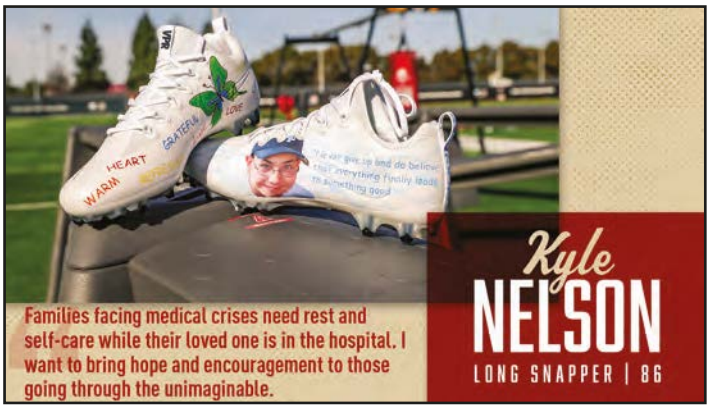


- Always around football, in the summers, Kyle would help his dad, Mark, when he was coaching in the NCAA and CFL. At a young age, Kyle got to see tight knit locker rooms and learned how successful teams work together on and off the field. Mark's career as a football coach meant many moves for the Nelson family. Kyle was born in Norman, OK and growing up, the family moved between Tulsa, OK and Canada three times and Kyle spent time living in Georgia, Kentucky, Arkansas, Texas, Oklahoma and New Mexico before coming to California.

## NELSON'S GOLDEN NUGGETS

- Comes from a football family where he is a third generation member. His father, Mark, is the defensive coordinator for the Ottawa REDBLACKS in the Canadian Football League, with a quarter-century of coaching experience. Mark played in the CFL for six seasons and spent time coaching in the NCAA at Louisville, Arkansas Tech, Baylor and Kentucky. Kyle's grandfather, Roger, was drafted by the Washington Redskins in 1954. He played offensive tackle for 13 seasons for the CFL's Edmonton Eskimos from 1954-67 and was elected into the CFL Hall of Fame in 1985.
- Growing up in Canada, the first sport he played was ice hockey. Following a move to the United States in middle school, he began playing soccer before playing football for the first time his junior year of high school.

## GOLDMINE (CONTINUED)

- The story of how Nelson became a long snapper goes back to his father's playing days. In the middle of training camp, Nelson's dad was extremely tired after grueling practices. He saw a player heading into his 11th season and he thought to himself, "I wish I was a long snapper." He said, "If I ever have a son, I'm going to make sure he learns how to snap."
- In the past, Nelson has worked with middle school football players in Phoenix, AZ, teaching them the craft of long snapping as colleges begin recruiting students specifically to fill that role. "It helps the kids get into school," he said. "We do it to get them scholarships, get their school paid for so their parents don't have to."
- In his spare time, Nelson enjoys drawing, reading and going hiking. When Kyle was growing up, his family planned hikes on the weekends where he was able to witness the landscape of Arkansas, Georgia, Texas and Arizona. It translated to painting, where Kyle draws pictures of the outdoors such as oceans, forests and mountains. "I like turning color pictures into black and white, charcoal, Sharpies," he said. "It's a nice, relaxing hobby."
- In honor of the NFL's Crucial Catch campaign, the 49ers hosted a fashion show on Tuesday, October 17th, 2017, featuring breast cancer and pediatric cancer warriors in apparel donated by Levi's®. Nelson, along with his 49ers teammates, walked the runway with cancer warriors as they shared their stories of strength and courage with the audience.

## NELSON'S CAREER STATISTICS

**GAMES/STARTS – 81/0:** 2012 (6/0); 2013 (11/0); 2014 (16/0); 2015 (16/0); 2016 (16/0); 2017 (16/0)

**Additional Statistics:**
**Special Teams Tackles – 17:** 2014 (4); 2015 (5); 2016 (5); 2017 (3)
**Special Teams Fumble Recoveries – 1:** 2017 (1)

**Milestones:**
**NFL Debut:** vs. Bal. (11/25/12)

## NELSON'S TRANSACTIONS

Originally signed as an undrafted free agent by NO on 7/27/11...Waived by NO on 9/3/11...Signed to NO practice squad on 9/4/11...Waived by NO on 9/5/11...Signed to KC practice squad on 9/7/11... Waived by KC on 9/14/11...Signed to Reserve/Future contract by SF on 1/24/12...Waived by SF on 8/31/12...Signed to Phi. practice squad on 9/25/12...Waived by Phi. on 10/2/12...Signed a two–year deal with SD on 11/20/12...Waived by SD on 5/20/13...Claimed off of waivers by SF on 5/21/13...Waived by SF on 7/10/13...Claimed off of waivers by Sea. on 7/11/13...Waived by Sea. on 8/26/13...Signed by Was. on 10/15/13...Waived by Was. on 7/21/14...Signed by SF on 7/25/14...Re–signed with SF on a four–year deal through 2018 on 3/10/15.

## 2016 (SAN FRANCISCO)

- Appeared in all 16 games as the team's long snapper and recorded 5 special teams tackles.

## 2015 (SAN FRANCISCO)

- Appeared in all 16 games as the team's long snapper and recorded 5 special teams tackles.

## 2014 (SAN FRANCISCO)

- Signed with SF on 7/25, appearing as the team's long snapper in all 16 games, registering 4 special teams tackles.

## 2013 (WASHINGTON)

- After signing with Was. on 10/15, appeared in 11 games as the team's long snapper.

## 2012 (PHILADELPHIA/SAN DIEGO)

- Signed to Phi. practice squad (9/25) and was later released (10/2).
- Signed a two-year contract with SD (11/20), where he finished the season, playing in 6 games as the Chargers long snapper.

## 2011 (NEW ORLEANS/KANSAS CITY)

- Spent brief stints with NO practice squad (9/4-9/5) and KC practice squad (9/7-9/14).

## COLLEGE

A TE/LS for the Aggies from 2007-10, Nelson appeared in 50 games and recorded 66 recepts. for 559 yds. and 2 TDs. In 2010 he played in 12 games and caught a career-high 41 recepts. for 371 yds. and 1 TD. As a junior (2009), Nelson caught 12 passes for 112 yds. and a TD. Against UTEP (9/19), he snagged two passes for 28 yds. and his 1st career TD recept. Nelson was also the team's long snapper on FGs. In 2008, Nelson held long snapping duties on every extra point, FG and punt for the Aggies in 12 games. He also recorded 11 recepts. for 70 yds. Against Louisiana Tech (11/22), Nelson had a then career-high 5 recepts. for 47 yds. Nelson played in all 13 games in 2007 as the teams back-up TE and long snapper. On the season, Nelson caught 2 passes for six yds. Was a redshirt freshman in 2006 for Tulsa.

## PERSONAL

- Graduated from China Springs (TX) HS, starting at TE and he also handled the deep snap and punting duties. Accumulated 50 recepts. on the season and earned first-team all-district and first-team Super CenTex honors as a TE. Received second-team all-district honors as a punter. Also lettered in basketball and track one year each.
- Born Kyle Nelson (10/3/86) in Norman, OK.
- Majored in communications.



# DONAVIN NEWSOM

48

LB » 6-2 » 240 » MISSOURI

10.13.93 » ST. LOUIS, MO » PARKWAY NORTH HS, ST. LOUIS, MO » ROOKIE » ACQUIRED FA IN '17

## GOLDMINE

- Inspired by his mother Judy, Newsom built a passion for drawing and painting at a young age. Newsom remembers the two spending hours together just sitting at the table drawing during her days off. "She's really talented, so that inspired me," said Newsom. "I was trying to mimic everything she did." Newsom had always enjoyed drawing, but in high school he could tell he was not only interested in drawing, but was talented as well. "I couldn't wait to get home from football practice in high school to get to draw," said Newsom. "High school is when it picked up on me." Newsom still finds time to draw and create paintings when he can during the season. "I'd most definitely try to pursue that career after football."
- After wearing number 41 during his redshirt freshman season at Missouri, Newsom switched to number 25 to begin his sophomore season. Newsom made the number switch to honor Aaron O'Neal, a former Mizzouri linebacker who passed away in 2005. Newsom and O'Neal both attended Parkway North HS, and though they never met, Newsom says he wore 25 with pride. "It feels like an honor, honestly," said Newsom at the time. "I'm playing for two people."
- On Mizzouri's Senior Day (11/25/16), Newsom wore number 30 to honor fellow Mizzouri LB Michael Scherer who saw his season cut short due to a torn ACL.

## NEWSOM'S GOLDEN NUGGETS

- One of Newsom's hobbies includes drawing and painting. He etches images and later finishes them off by adding color.
- Was the recipient of the 2016 Aaron O'Neal St. Louis Metro Player of the Year Award, given to the team's most inspirational player.

## COLLEGE

Appeared in 48 games during his five years (2012-16) at Mizzou, finishing his career with 165 tackles, 18.0 TFLs, 5.5 sacks, 7 PDs, 5 FFs and 1 FR. As a senior in 2016, registered a team-high 73 tackles in 12 games (11 starts) while adding 5.5 TFLs, 3.0 sacks, 4 PDs and 1 FF. In 2015 as a junior, finished 4th on the team with 63 tackles to go along with 9.0 TFLs, 2.5 sacks, 2 FFs and 2 PDs. Saw action in all 14 games (4 starts) and picked up 24 tackles 3.5 TFLs, 1 PD and 1 FR in 2014. In 2013, saw action in 10 games, while recording 1 tackle on defense and 4 tackles on special teams. Redshirted in 2012.

## PERSONAL

- Named team captain his senior season at Parkway North (St. Louis, Mo) HS where he ran for 280 yards and four touchdowns. On defense Newsom also ran an interception back 102 yards for a touchdown.
- Born 10/13/93 in St. Louis, MO.

## INJURY REPORT

**2017:** Placed on the Injured Reserve List on 8/16 with a concussion.

## NEWSOM'S CAREER STATISTICS

| | | | | TACKLES | | | | | INTERCEPTIONS | | | | | FUMBLES | | |
|---|---|---|---|---|---|---|---|---|---|---|---|---|---|---|---|---|
| YEAR | TEAM | GP | GS | TOT | SOL | AST | SACKS | YDS | INT | YDS | LG | TD | PD | FF | FR | YDS |
| 2017 | SF | – | – | – | INJURED RESERVE (Concussion) – | | | | – | – | – | – | – | – | – | |
| TOTALS | | – | – | – | – | – | – | – | – | – | – | – | – | – | – | – |

## NEWSOM'S TRANSACTIONS

Aquired as an undrafted free agent by SF on 05/04/17...Waived/Injured by SF on 8/15/17...Placed on the Injured Reserve List on 8/16/17.

# MARK NZEOCHA

46

LB » 6-3 » 240 » WYOMING

1.1.90 » ANSBACH, BAVARIA, GERMANY » FOS ANSBACH HS, BAVARIA, GERMANY » 3RD YEAR » ACQUIRED FA IN '17

## 2017 HIGHLIGHTS

- Signed by the team on 9/25, played in 10 games and registered 4 special teams tackles.

## GOLDMINE

- Ahead of WrestleMania 32, which took place at AT&T Stadium in 2016, Nzeocha joined WWE superstars and spent the day with patients at Children's Health Medical Center in Dallas, playing games, coloring, and speaking to them about the benefits of staying positive throughout tough times. In December, he made a second trip to Children's Health Medical Center as he and his teammates made their annual Children's Hospital Christmas visits. Nzeocha and his teammates also visited Texas Scottish Rite Hospital for Children in Dallas, Cook Children's Medical Center in Fort Worth, and Medical City Children's Hospital. During each visit, he gave away numerous gifts to hundreds of children and signed autographs, making their Christmas holiday memorable.
- In 2016, Nzeocha teamed with Dirk Nowitzki of the Dallas Mavericks and over 50 celebrities to play in the 2016 Dirk Nowitzki Celebrity Baseball Game. The annual family-fun event gave all proceeds to children's charities: Dirk Nowitzki Foundation and Heroes Foundation. Alongside Nowitzki, Nzeocha and various other athletes in Dallas continued to play a huge role helping the youth in the greater Dallas community.

- As a rookie in 2015, Nzeocha visited The Salvation Army along with other members of the Dallas Cowboys organization. He and other rookies served an early Thanksgiving meal in Fort Worth while veteran players on the team spread throughout Dallas to do the same. With food donations from Albertsons, he played a significant role helping feed over 500 Salvation Army patrons during the Cowboys early Thanksgiving meal, the signature event of the Cowboys-Salvation Army partnership.

## NZEOCHA'S GOLDEN NUGGETS

- His last name is pronounced nuh-ZAH-chuh.
- His brother Eric Nzeocha also attended the University of Wyoming and is currently a LB for the Tampa Bay Buccaneers.
- He and his brother are two of four active NFL players born in Germany (Detroit Lions P Jeff Locke and Denver Broncos LB Kasim Edeball).

## NZEOCHA'S GAME-BY-GAME

| 2017 Date | Opp | W/L | P/S | Tot | Sol | Ast | Sk | Yds | Int | Yds | PD | FF | FR | Yds |
|---|---|---|---|---|---|---|---|---|---|---|---|---|---|---|
| **SIGNED TO DAL PRACTICE SQUAD ON 9/5** | | | | | | | | | | | | | | |
| Sep 10 | NYG | – | – | PRACTICE SQUAD | | | | – | – | – | – | – | – | – |
| Sep 17 | at Den | – | – | PRACTICE SQUAD | | | | – | – | – | – | – | – | – |
| **SIGNED BY SF ON 9/25** | | | | | | | | | | | | | | |
| Oct 1 | at Arz | L | – | – | INACTIVE | | | – | – | – | – | – | – | – |
| Oct 8 | at Ind | L | – | – | INACTIVE | | | – | – | – | – | – | – | – |
| Oct 15 | at Was | L | 1/0 | 0 | 0 | 0 | 0.0 | 0.0 | 0 | 0 | 0 | 0 | 0 | 0 |
| Oct 22 | Dal | L | – | – | INACTIVE | | | – | – | – | – | – | – | – |
| Oct 29 | at Phi | L | 1/0 | 0 | 0 | 0 | 0.0 | 0.0 | 0 | 0 | 0 | 0 | 0 | 0 |
| Nov 5 | Arz | L | 1/0 | 0 | 0 | 0 | 0.0 | 0.0 | 0 | 0 | 0 | 0 | 0 | 0 |
| Nov 12 | NYG | W | 1/0 | 0 | 0 | 0 | 0.0 | 0.0 | 0 | 0 | 0 | 0 | 0 | 0 |
| Nov 26 | Sea | L | 1/0 | 0 | 0 | 0 | 0.0 | 0.0 | 0 | 0 | 0 | 0 | 0 | 0 |
| Dec 3 | at Chi | W | 1/0 | 0 | 0 | 0 | 0.0 | 0.0 | 0 | 0 | 0 | 0 | 0 | 0 |
| Dec 10 | at Hou | W | 1/0 | 0 | 0 | 0 | 0.0 | 0.0 | 0 | 0 | 0 | 0 | 0 | 0 |
| Dec 17 | Ten | W | 1/0 | 0 | 0 | 0 | 0.0 | 0.0 | 0 | 0 | 0 | 0 | 0 | 0 |
| Dec 24 | Jax | W | 1/0 | 0 | 0 | 0 | 0.0 | 0.0 | 0 | 0 | 0 | 0 | 0 | 0 |
| Dec 31 | at LAR | W | 1/0 | 0 | 0 | 0 | 0.0 | 0.0 | 0 | 0 | 0 | 0 | 0 | 0 |
| **TOTALS** | | | **10/0** | **0** | **0** | **0** | **0.0** | **0.0** | **0** | **0** | **0** | **0** | **0** | **0** |

## NZEOCHA'S CAREER STATISTICS

| | | | | TACKLES | | | | | INTERCEPTIONS | | | | | FUMBLES | | |
|---|---|---|---|---|---|---|---|---|---|---|---|---|---|---|---|---|
| YEAR | TEAM | GP | GS | TOT | SOL | AST | SACKS | YDS | INT | YDS | LG | TD | PD | FF | FR | YDS |
| 2015 | DAL | 2 | 0 | 0 | 0 | 0 | 0.0 | 0.0 | 0 | 0 | – | 0 | 0 | 0 | 0 | 0 |
| 2016 | DAL | 6 | 0 | 4 | 4 | 0 | 0.0 | 0.0 | 0 | 0 | – | 0 | 0 | 0 | 0 | 0 |
| 2017 | SF | 10 | 0 | 0 | 0 | 0 | 0.0 | 0.0 | 0 | 0 | – | 0 | 0 | 0 | 0 | 0 |
| **TOTALS** | | **18** | **0** | **4** | **4** | **0** | **0.0** | **0.0** | **0** | **0** | **–** | **0** | **0** | **0** | **0** | **0** |

**PLAYOFFS**

| | | | | TACKLES | | | | | INTERCEPTIONS | | | | | FUMBLES | | |
|---|---|---|---|---|---|---|---|---|---|---|---|---|---|---|---|---|
| YEAR | TEAM | GP | GS | TOT | SOL | AST | SACKS | YDS | INT | YDS | LG | TD | PD | FF | FR | YDS |
| 2016 | DAL | 0 | 0 | 0 | 0 | 0 | 0.0 | 0.0 | 0 | 0 | – | 0 | 0 | 0 | 0 | 0 |
| **TOTALS** | | **0** | **0** | **0** | **0** | **0** | **0.0** | **0.0** | **0** | **0** | **–** | **0** | **0** | **0** | **0** | **0** |

**Additional Statistics:**

**Special Teams Tackles – 5:** 2016 (1); 2017 (4)

**Milestones:**

**NFL Debut:** vs. NYJ (12/19/15)

## NZEOCHA'S CAREER HIGHS

**Total Tackles:** 4 at Phi. (1/1/16)

**Solo:** 4 at Phi. (1/1/16)

## NZEOCHA'S TRANSACTIONS

Originally a 7th–round (236th overall) draft choice by Dal. in 2015...Placed on the Reserve/Non–Football Injury List on 9/1/15...Activated from the Reserve/Non–Football Injury List on 11/18/15...Waived by Dal. on 9/2/17...Signed to Dal. practice squad on 9/5/17...Signed a one–year deal with SF on 9/25/17.

## 2016 (DALLAS)

- Appeared in 6 games and registered 4 tackles as well as 1 tackle on special teams.
- Registered the 1st tackles of his career at Phi. (1/1/16), finishing with a career-high 4 on the day. Also made 1 special teams tackle.

## 2015 (DALLAS)

- After spending the 1st part of the season on the Reserve/Non-Football Injury List, went on to appear in 2 games.
- Made his NFL debut vs. NYJ (12/19).

## COLLEGE

Appeared in 39 games (26 starts) at Wyoming and finished his career with 207 tackles, 13 tackles for loss, seven passes defensed, three forced fumbles, two sacks, one fumble recovery and one interception. As a senior in 2014, made seven starts and registered 59 tackles, 5 PDs, 2 sacks, 2 FFs and 1 FR. In 2013, started in all 12 games and finished with 101 tackles, including 10 TFLs. Saw action in 10 games (2 starts) in 2012 and registered 32 tackles and 1 FF. As a freshman in 2011, appeared in 10 games (5 starts) and registered 15 tackles, 2 PDs and 1 INT.

## PERSONAL

- Attended FOS Ansbach (Bavaria, Germany) HS. Played club football for the Franken Knights Youth Team.
- Was a member of the German National Team that played in the 2009 Junior World Championship in Canton, OH.
- Majored in finance at Wyoming.
- Born Mark Nzeocha (1/1/90) in Neusitz, Germany.

## INJURY REPORT

**2015:** Placed on the Reserve/Non-Football Injury List on 9/1 with a knee injury.

**2016:** Missed the 1st 4 games of the regular season [vs. NYG (9/11), at Was. (9/18), vs. Chi. (9/25) and at SF (10/2)] with an achilles injury.

## NZEOCHA'S GAME-BY-GAME

**2015 (Dallas)**

| Date | Opp | W/L | P/S | Tot | Sol | Ast | Sk | Yds | Int | Yds | PD | FF | FR | Yds |
|---|---|---|---|---|---|---|---|---|---|---|---|---|---|---|
| **PLACED ON THE RESERVE/NFI LIST ON 9/1** | | | | | | | | | | | | | | |
| Sep 13 | NYG | W | – | – | – | RESERVE/NFI | | | – | – | – | – | – | – |
| Sep 20 | at Phi | W | – | – | – | RESERVE/NFI | | | – | – | – | – | – | – |
| Sep 27 | Atl | L | – | – | – | RESERVE/NFI | | | – | – | – | – | – | – |
| Oct 4 | at NO | L | – | – | – | RESERVE/NFI | | | – | – | – | – | – | – |
| Oct 11 | NE | L | – | – | – | RESERVE/NFI | | | – | – | – | – | – | – |
| Oct 25 | at NYG | L | – | – | – | RESERVE/NFI | | | – | – | – | – | – | – |
| Nov 1 | Sea | L | – | – | – | RESERVE/NFI | | | – | – | – | – | – | – |
| Nov 8 | Phi | L | – | – | – | RESERVE/NFI | | | – | – | – | – | – | – |
| Nov 15 | at TB | L | – | – | – | RESERVE/NFI | | | – | – | – | – | – | – |
| **ACTIVATED FROM THE RESERVE/NFI LIST ON 11/18** | | | | | | | | | | | | | | |
| Nov 22 | at Mia | W | – | – | – | INACTIVE | | | – | – | – | – | – | – |
| Nov 26 | Car | L | – | – | – | INACTIVE | | | – | – | – | – | – | – |
| Dec 7 | at Was | W | – | – | – | INACTIVE | | | – | – | – | – | – | – |
| Dec 13 | at GB | L | – | – | – | INACTIVE | | | – | – | – | – | – | – |
| Dec 19 | NYJ | L | 1/0 | 0 | 0 | 0 | 0.0 | 0.0 | 0 | 0 | 0 | 0 | 0 | 0 |
| Dec 27 | at Buf | L | – | – | – | INACTIVE | | | – | – | – | – | – | – |
| Jan 3 | Was | L | 1/0 | 0 | 0 | 0 | 0.0 | 0.0 | 0 | 0 | 0 | 0 | 0 | 0 |
| **TOTALS** | | | **2/0** | **0** | **0** | **0** | **0.0** | **0.0** | **0** | **0** | **0** | **0** | **0** | **0** |

**2016 (Dallas)**

| Date | Opp | W/L | P/S | Tot | Sol | Ast | Sk | Yds | Int | Yds | PD | FF | FR | Yds |
|---|---|---|---|---|---|---|---|---|---|---|---|---|---|---|
| Sep 11 | NYG | L | – | – | INACTIVE (Achilles) | | | | – | – | | – | – | – |
| Sep 18 | at Was | W | – | – | INACTIVE (Achilles) | | | | – | – | | – | – | – |
| Sep 25 | Chi | W | – | – | INACTIVE (Achilles) | | | | – | – | | – | – | – |
| Oct 2 | at SF | W | – | – | INACTIVE (Achilles) | | | | – | – | | – | – | – |
| Oct 9 | Cin | W | 1/0 | 0 | 0 | 0 | 0.0 | 0.0 | 0 | 0 | 0 | 0 | 0 | 0 |
| Oct 16 | at GB | W | 1/0 | 0 | 0 | 0 | 0.0 | 0.0 | 0 | 0 | 0 | 0 | 0 | 0 |
| Oct 30 | Phi | W | – | – | INACTIVE | | | – | – | – | – | – | – | – |
| Nov 6 | at Cle | W | – | – | INACTIVE | | | – | – | – | – | – | – | – |
| Nov 13 | at Pit | W | – | – | INACTIVE | | | – | – | – | – | – | – | – |
| Nov 20 | Bal | W | – | – | INACTIVE | | | – | – | – | – | – | – | – |
| Nov 24 | Was | W | – | – | INACTIVE | | | – | – | – | – | – | – | – |
| Dec 1 | at Min | W | 1/0 | 0 | 0 | 0 | 0.0 | 0.0 | 0 | 0 | 0 | 0 | 0 | 0 |
| Dec 11 | at NYG | L | 1/0 | 0 | 0 | 0 | 0.0 | 0.0 | 0 | 0 | 0 | 0 | 0 | 0 |
| Dec 18 | TB | W | – | – | INACTIVE | | | – | – | – | – | – | – | – |
| Dec 26 | Det | W | 1/0 | 0 | 0 | 0 | 0.0 | 0.0 | 0 | 0 | 0 | 0 | 0 | 0 |
| Jan 1 | at Phi | L | 1/0 | 4 | 4 | 0 | 0.0 | 0.0 | 0 | 0 | 0 | 0 | 0 | 0 |
| **TOTALS** | | | **6/0** | **4** | **4** | **0** | **0.0** | **0.0** | **0** | **0** | **0** | **0** | **0** | **0** |

**2016 Postseason (Dallas)**

| Date | Opp | W/L | P/S | Tot | Sol | Ast | Sk | Yds | Int | Yds | PD | FF | FR | Yds |
|---|---|---|---|---|---|---|---|---|---|---|---|---|---|---|
| Jan 15 | GB | L | – | – | INACTIVE | | | – | – | – | – | – | – | – |
| **TOTALS** | | | **0/0** | **0** | **0** | **0** | **0.0** | **0.0** | **0** | **0** | **0** | **0** | **0** | **0** |

# LOGAN PAULSEN

82

TE » 6-5 » 268 » UCLA

2.26.87 » WEST HILLS, CA » CHAMINADE COLLEGE PREP HS, WEST HILLS, CA » 8TH YEAR » ACQUIRED FA IN '17

## 2017 HIGHLIGHTS

- Played in 14 games (1 start).

## GOLDMINE

- Growing up in Northridge, CA, sports were always a part of Paulsen's life. With soccer dominating most of his childhood, it wasn't until middle school that he took up flag football. Once he got to high school, Paulsen had to choose only one to play because he didn't have time to play both club soccer and high school football. Paulsen didn't expect football to become such a large part of his life until his junior year of high school, when he started receiving scholarship offers. However, choosing a college was as much about academics as it was about football. Paulsen's father graduated from MIT and his uncle graduated from Harvard. Paulsen narrowed his choices down to UCLA, Stanford and Duke before ultimately deciding to become a Bruin. "I always wanted to go to UCLA growing up," Paulsen said in 2012. "Really it was a no decision."
- After his senior season at UCLA in 2010, Paulsen set his sights on the NFL. Without an invite to the Senior Bowl or NFL Combine, he focused all his energy on putting on a good showing at his Pro Day. One person he reached out to for advice during that time was current 49ers assistant head coach/tight ends coach Jon Embree, who coached Paulsen during his freshman year at UCLA. Embree, the tight ends coach for the Washington Redskins at the time, encouraged Paulsen to sign in Washington. "Ultimately, I decided to go with what I knew and go with the guy who I knew would give me an opportunity and a guy that I had a lot of faith in."
- Paulsen was an active member of the community during his six years in the Washington Redskins organization. In 2015, he hosted a flag football kickoff event for Special Olympics Virginia. In 2013, Paulsen participated in the Salute to Play 60 Military Challenge event at Joint Base Andrews and has helped distribute coats, gloves and hats to underserved kids from the Washington, D.C. area.

## PAULSEN'S GOLDEN NUGGETS

- Was a member of the Washington Redskins while current 49ers head coach Kyle Shanahan was the offensive coordinator for four seasons (2010-13).
- Was college teammates at UCLA with 49ers offensive quality control coach Taylor Embree for two seasons (2008-09).
- To honor his former teammate who lost his leg in a motorcycle accident, Paulsen grew his beard out for more than a year until he was able to walk again.

## PAULSEN'S GAME-BY-GAME

| 2017 Date | Opp | W/L | P/S | Rec | Yds | Avg | Lg | TD |
|---|---|---|---|---|---|---|---|---|
| Sep 10 | Car | L | 1/0 | 0 | 0 | – | – | 0 |
| Sep 17 | at Sea | L | 1/0 | 0 | 0 | – | – | 0 |
| Sep 21 | LAR | L | 1/0 | 0 | 0 | – | – | 0 |
| Oct 1 | at Arz | L | 1/0 | 0 | 0 | – | – | 0 |
| Oct 8 | at Ind | L | 1/0 | 0 | 0 | – | – | 0 |
| Oct 15 | at Was | L | 1/0 | 0 | 0 | – | – | 0 |
| Oct 22 | Dal | L | 1/0 | 0 | 0 | – | – | 0 |
| | | | RELEASED BY SF ON 10/24 | | | | | |
| | | | SIGNED BY SF ON 11/6 | | | | | |
| Nov 12 | NYG | W | 1/0 | 0 | 0 | – | – | 0 |
| Nov 26 | Sea | L | 1/0 | 0 | 0 | – | – | 0 |
| Dec 3 | at Chi | W | 1/0 | 0 | 0 | – | – | 0 |
| Dec 10 | at Hou | W | 1/0 | 0 | 0 | – | – | 0 |
| Dec 17 | Ten | W | 1/0 | 0 | 0 | – | – | 0 |
| Dec 24 | Jax | W | 1/0 | 0 | 0 | – | – | 0 |
| Dec 31 | at LAR | W | 1/1 | 0 | 0 | – | – | 0 |
| **TOTALS** | | | **14/1** | **0** | **0** | **–** | **–** | **0** |

## GOLDMINE (CONTINUED)

- In 2012, Paulsen began growing out his beard and vowed not to shave his beard until Nick Ekbatani, a close friend and former UCLA teammate of Paulsen who tragically lost one of his legs as the result of a horrific motorcycle accident earlier that summer, could walk again. In June of 2013, Ekbatani posted a YouTube video of himself walking. Now, Paulsen's typical football season ritual usually involves growing a beard.
- Additionally, Paulsen grows his hair out and donates it to Locks of Love, a non-profit organization that makes wigs for children who have lost their hair from long-term medical treatment. Paulsen explained in 2013, "I donate it every two years. They need 10 inches. I get that every one-and-a-half or two years."




## PAULSEN'S CAREER STATISTICS

| | | | | RECEIVING | | | | | RUSHING | | | | |
|---|---|---|---|---|---|---|---|---|---|---|---|---|---|
| YEAR | TEAM | GP | GS | NO | YDS | AVG | LG | TD | ATT | YDS | AVG | LG | TD |
| 2010 | WAS | 11 | 0 | 2 | 10 | 5.0 | 9 | 1 | 0 | 0 | – | – | 0 |
| 2011 | WAS | 16 | 6 | 11 | 138 | 12.5 | 24 | 0 | 0 | 0 | – | – | 0 |
| 2012 | WAS | 16 | 10 | 25 | 308 | 12.3 | 31 | 1 | 0 | 0 | – | – | 0 |
| 2013 | WAS | 16 | 14 | 28 | 267 | 9.5 | 33 | 3 | 0 | 0 | – | – | 0 |
| 2014 | WAS | 16 | 12 | 13 | 78 | 6.0 | 16t | 1 | 0 | 0 | – | – | 0 |
| 2015 | WAS | – | – | – | INJURED RESERVE (Toe) | | | – | – | – | – | – | – |
| 2016 | CHI | 16 | 12 | 3 | 15 | 5.0 | 7 | 0 | 0 | 0 | – | – | 0 |
| 2017 | SF | 14 | 1 | 0 | 0 | – | – | 0 | 0 | 0 | – | – | 0 |
| **TOTALS** | | **105** | **55** | **82** | **816** | **10.0** | **33** | **6** | **0** | **0** | **–** | **–** | **0** |

**PLAYOFFS**

| | | | | RECEIVING | | | | | RUSHING | | | | |
|---|---|---|---|---|---|---|---|---|---|---|---|---|---|
| YEAR | TEAM | GP | GS | NO | YDS | AVG | LG | TD | ATT | YDS | AVG | LG | TD |
| 2012 | WAS | 1 | 1 | 2 | 15 | 7.5 | 11 | 1 | 0 | 0 | – | – | 0 |
| **TOTALS** | | **1** | **1** | **2** | **15** | **7.5** | **11** | **1** | **0** | **0** | **–** | **–** | **0** |

**Additional Statistics:**
**Fumbles – Lost – 3 – 3:** 2–2 in 2013; 1–1 in 2014
**Kick Returns – 3:** 2011 (2); 2014 (1)
**Kick Return Yards – 17:** 2011 (7); 2014 (10)

**Milestones:**
**NFL Debut:** at StL (9/26/10); **First Start:** at Dal. (9/26/11); **First Reception:** at NYG (12/5/10 – 9–yd. pass from QB Donovan McNabb); **First TD Reception:** vs. TB (12/12/10 – 1–yd. TD pass from QB Donovan McNabb)

## PAULSEN'S CAREER HIGHS

**Receptions:** Regular Season – 5 vs. Car. (11/4/12); Postseason – 2 vs. Sea. (1/6/13)
**Receiving Yards:** Regular Season – 76 at NYG (10/21/12); Postseason – 15 vs. Sea. (1/6/13)
**Long Reception:** Regular Season – 33 at Oak. (9/29/13); Postseason – 1 vs. Sea. (1/6/13)
**Receiving TDs:** Regular Season – 1 (6 times) Last at Ind. (11/30/14); Postseason – 1 vs. Sea. (1/6/13)

## PAULSEN'S TRANSACTIONS

Originally signed as an undrafted free agent by Was. on 4/29/10...Signed a three–year deal with Was. through 2015 on 3/11/11...Signed a one–year deal with Was. on 3/11/13...Placed on the Injured Reserve List on 8/15/14...Released by Was. on 9/3/16...Signed by Chi. on 9/4/16...Signed a one–year deal with SF on 3/10/17...Released by SF on 9/3/17...Signed a one–year deal with SF on 9/3/17...Released by SF on 10/17/17...Signed a one–year deal with SF on 10/19/17...Released by SF on 10/24/17...Signed a one–year deal with SF on 11/6/17.

## 2016 (CHICAGO)

- Appeared in 16 games (12 starts) and totaled 3 recepts. for 15 yds.

## 2015 (WASHINGTON)

- Missed the entire season after being placed on the Injured Reserve List on 8/15 with a toe injury.

## 2014 (WASHINGTON)

- Appeared in all 16 games (12 starts) and recorded 13 recepts. for 78 yds. and 1 TD.
- Hauled in a 16-yd. TD pass from QB Colt McCoy at Ind. (11/30).

## 2013 (WASHINGTON)

- Appeared in all 16 games (14 starts) and registered a career-high 28 recepts. for 267 yds. and 3 TDs.
- Recorded 3 recepts. for 41 yds. and 1 TD vs. NYG (12/1), a 19-yd. TD pass from Redskins QB Robert Griffin III.
- Hauled in 3 recepts. for 44 yds. and 1 TD vs. KC (12/8), a 7-yd. TD recept.

## 2012 (WASHINGTON)

- Saw action in all 16 games (10 starts) and recorded 25 recepts. for 308 yds. and 1 TD.
- Registered a 17-yd. TD recept. from Redskins QB Robert Griffin III vs. Phi. (11/18).
- Totaled 2 recepts. for 15 yds. and 1 TD vs. Sea. (1/6/13 - NFC - WC), hauling in a 4-yd. TD pass.

## 2011 (WASHINGTON)

- Appeared in all 16 games for the 1st time in his career (10 starts), and totaled 11 recepts. for 138 yds.

## 2010 (WASHINGTON)

- Saw action in 11 games and recorded 2 recepts. for 10 yds. and 1 TD.
- Registered the 1st TD recept. of his career vs. TB (12/12), a 1-yd. TD pass from Redskins QB Donovan McNabb.

## COLLEGE

Appeared in 46 games (39 starts) during his career at UCLA and recorded 71 recepts. for 888 yds. and 1 TD. As a fifth-year senior in 2009, was named a team captain and registered 29 recepts. for 362 yds. in 13 starts. Appeared in 1 game in 2008 before being injured and redshirting that season. As a junior in 2007, started all 13 games and recorded 12 recepts. for 144 yds. and 1 TD. Appeared in all 13 games as a sophomore and registered 27 recepts. for 331 yds. Saw action in 6 games as a freshman in 2005 and recorded 2 recepts. for 33 yds.

## PERSONAL

- Double majored in history and political science at UCLA.
- Attended Chaminade College Preparatory (West Hills, CA) School, where he lettered three seasons as a tight end, defensive end and punter. As a senior, he made 36 recepts. for 513 yds. and 2 TDs on offense and 37 tackles, 9.0 sacks and 15 TFLs on defense.
- Son of James and Susan Paulsen, and has one brother, Hunter.
- Born Logan Sindre Paulsen (2/26/87) in Northridge, CA.

## INJURY REPORT

**2015:** Placed on the Injured Reserve List on 8/15 with a toe injury.

## PAULSEN'S GAME-BY-GAME

**2010 (Washington)**

| Date | Opp | W/L | P/S | Rec | Yds | Avg | Lg | TD |
|---|---|---|---|---|---|---|---|---|
| Sep 12 | Dal | W | – | – | INACTIVE | – | – | – |
| Sep 19 | Hou | L | – | – | INACTIVE | – | – | – |
| Sep 26 | at StL | L | 1/0 | 0 | 0 | – | – | 0 |
| Oct 3 | at Phi | W | – | – | INACTIVE | – | – | – |
| Oct 10 | GB | W | – | – | INACTIVE | – | – | – |
| Oct 17 | Ind | L | – | – | INACTIVE | – | – | – |
| Oct 24 | at Chi | W | 1/0 | 0 | 0 | – | – | 0 |
| Oct 31 | at Det | L | 1/0 | 0 | 0 | – | – | 0 |
| Nov 15 | Phi | L | 1/0 | 0 | 0 | – | – | 0 |
| Nov 21 | at Ten | W | 1/0 | 0 | 0 | – | – | 0 |
| Nov 28 | Min | L | 1/0 | 0 | 0 | – | – | 0 |
| Dec 5 | at NYG | L | 1/0 | 1 | 9 | 9.0 | 9 | 0 |
| Dec 12 | TB | L | 1/0 | 1 | 1 | 1.0 | 1t | 1 |
| Dec 19 | at Dal | L | 1/0 | 0 | 0 | – | – | 0 |
| Dec 26 | at Jac | W | 1/0 | 0 | 0 | – | – | 0 |
| Jan 2 | NYG | L | 1/0 | 0 | 0 | – | – | 0 |
| **TOTALS** | | | **11/0** | **2** | **10** | **5.0** | **9** | **1** |

**2011 (Washington)**

| Date | Opp | W/L | P/S | Rec | Yds | Avg | Lg | TD |
|---|---|---|---|---|---|---|---|---|
| Sep 11 | NYG | W | 1/0 | 0 | 0 | – | – | 0 |
| Sep 18 | Arz | W | 1/0 | 0 | 0 | – | – | 0 |
| Sep 26 | at Dal | L | 1/1 | 0 | 0 | – | – | 0 |
| Oct 2 | at StL | W | 1/0 | 0 | 0 | – | – | 0 |
| Oct 16 | Phi | L | 1/0 | 0 | 0 | – | – | 0 |
| Oct 23 | at Car | L | 1/0 | 2 | 48 | 24.0 | 24 | 0 |
| Oct 30 | at Buf | L | 1/0 | 0 | 0 | – | – | 0 |
| Nov 6 | SF | L | 1/0 | 0 | 0 | – | – | 0 |
| Nov 13 | at Mia | L | 1/1 | 1 | 16 | 16.0 | 16 | 0 |
| Nov 20 | Dal | L | 1/0 | 2 | 17 | 8.5 | 13 | 0 |
| Nov 27 | at Sea | W | 1/0 | 2 | 14 | 7.0 | 11 | 0 |
| Dec 4 | NYJ | L | 1/1 | 0 | 0 | – | – | 0 |
| Dec 11 | NE | L | 1/1 | 0 | 0 | – | – | 0 |
| Dec 18 | at NYG | W | 1/1 | 1 | 9 | 9.0 | 9 | 0 |
| Dec 24 | Min | L | 1/0 | 1 | 5 | 5.0 | 5 | 0 |
| Jan 1 | at Phi | L | 1/1 | 2 | 29 | 14.5 | 22 | 0 |
| **TOTALS** | | | **16/6** | **11** | **138** | **12.5** | **24** | **0** |

**2012 (Washington)**

| Date | Opp | W/L | P/S | Rec | Yds | Avg | Lg | TD |
|---|---|---|---|---|---|---|---|---|
| Sep 9 | at NO | W | 1/0 | 1 | 22 | 22 | 22 | 0 |
| Sep 16 | at StL | L | 1/0 | 0 | 0 | – | – | 0 |
| Sep 23 | Cin | L | 1/0 | 0 | 0 | – | – | 0 |
| Sep 30 | at TB | W | 1/0 | 0 | 0 | – | – | 0 |
| Oct 7 | Atl | L | 1/0 | 0 | 0 | – | – | 0 |
| Oct 14 | Min | W | 1/0 | 0 | 0 | – | – | 0 |
| Oct 21 | at NYG | L | 1/1 | 4 | 76 | 19 | 23 | 0 |
| Oct 28 | at Pit | L | 1/1 | 4 | 43 | 10.8 | 31 | 0 |
| Nov 4 | Car | L | 1/1 | 5 | 59 | 11.8 | 19 | 0 |
| Nov 18 | Phi | W | 1/1 | 1 | 17 | 17 | 17t | 1 |
| Nov 22 | at Dal | W | 1/1 | 2 | 11 | 5.5 | 8 | 0 |
| Dec 3 | NYG | W | 1/1 | 1 | 11 | 11 | 11 | 0 |
| Dec 9 | Bal | W | 1/1 | 1 | 8 | 8 | 8 | 0 |
| Dec 16 | at Cle | W | 1/1 | 4 | 47 | 11.8 | 19 | 0 |
| Dec 23 | at Phi | W | 1/1 | 1 | 6 | 6 | 6 | 0 |
| Dec 30 | Dal | W | 1/1 | 1 | 8 | 8 | 8 | 0 |
| **TOTALS** | | | **16/10** | **25** | **308** | **12.3** | **31** | **1** |

**2012 Postseason (Washington)**

| Date | Opp | W/L | P/S | Rec | Yds | Avg | Lg | TD |
|---|---|---|---|---|---|---|---|---|
| Jan 6 | Sea | L | 1/1 | 2 | 15 | 7.5 | 11 | 1 |
| **TOTALS** | | | **1/1** | **2** | **15** | **7.5** | **11** | **1** |

**2013 (Washington)**

| Date | Opp | W/L | P/S | Rec | Yds | Avg | Lg | TD |
|---|---|---|---|---|---|---|---|---|
| Sep 9 | Phi | L | 1/1 | 0 | 0 | – | – | 0 |
| Sep 15 | at GB | L | 1/0 | 2 | 13 | 6.5 | 7 | 0 |
| Sep 22 | Det | L | 1/1 | 4 | 51 | 12.8 | 19 | 0 |
| Sep 29 | at Oak | W | 1/1 | 2 | 46 | 23.0 | 33 | 0 |
| Oct 13 | at Dal | L | 1/1 | 0 | 0 | – | – | 0 |
| Oct 20 | Chi | W | 1/1 | 0 | 0 | – | – | 0 |
| Oct 27 | at Den | L | 1/1 | 0 | 0 | – | – | 0 |
| Nov 3 | SD | W | 1/1 | 3 | 9 | 3.0 | 7 | 0 |
| Nov 7 | at Min | L | 1/1 | 2 | 3 | 1.5 | 2 | 1 |
| Nov 17 | at Phi | L | 1/0 | 0 | 0 | – | – | 0 |
| Nov 25 | SF | L | 1/1 | 0 | 0 | – | – | 0 |
| Dec 1 | NYG | L | 1/1 | 3 | 41 | 13.7 | 19t | 1 |
| Dec 8 | KC | L | 1/1 | 3 | 44 | 14.7 | 27 | 1 |
| Dec 15 | at Atl | L | 1/1 | 3 | 21 | 7.0 | 11 | 0 |
| Dec 22 | Dal | L | 1/1 | 2 | 7 | 3.5 | 5 | 0 |
| Dec 29 | at NYG | L | 1/1 | 4 | 32 | 8.0 | 13 | 0 |
| **TOTALS** | | | **16/14** | **28** | **267** | **9.5** | **33** | **3** |

**2014 (Washington)**

| Date | Opp | W/L | P/S | Rec | Yds | Avg | Lg | TD |
|---|---|---|---|---|---|---|---|---|
| Sep 7 | at Hou | L | 1/1 | 2 | 0 | 0.0 | 3 | 0 |
| Sep 14 | Jax | W | 1/1 | 0 | 0 | – | – | 0 |
| Sep 21 | at Phi | L | 1/1 | 2 | 7 | 3.5 | 4 | 0 |
| Sep 25 | NYG | L | 1/1 | 3 | 28 | 9.3 | 13 | 0 |
| Oct 6 | Sea | L | 1/1 | 2 | 11 | 5.5 | 7 | 0 |
| Oct 12 | at Arz | L | 1/0 | 0 | 0 | – | – | 0 |
| Oct 19 | Ten | W | 1/1 | 0 | 0 | – | – | 0 |
| Oct 27 | at Dal | W | 1/1 | 0 | 0 | – | – | 0 |
| Nov 2 | at Min | L | 1/1 | 0 | 0 | – | – | 0 |
| Nov 16 | TB | L | 1/0 | 0 | 0 | – | – | 0 |
| Nov 23 | at SF | L | 1/0 | 1 | 1 | 1.0 | 1 | 0 |
| Nov 30 | at Ind | L | 1/1 | 1 | 16 | 16.0 | 16t | 1 |
| Dec 7 | StL | L | 1/0 | 0 | 0 | – | – | 0 |
| Dec 14 | at NYG | L | 1/1 | 1 | 9 | 9.0 | 9 | 0 |
| Dec 20 | Phi | W | 1/1 | 1 | 6 | 6.0 | 6 | 0 |
| Dec 28 | Dal | L | 1/1 | 0 | 0 | – | – | 0 |
| **TOTALS** | | | **16/12** | **13** | **78** | **6.0** | **16t** | **1** |

**2015 (Washington)**

| Date | Opp | W/L | P/S | Rec | Yds | Avg | Lg | TD |
|---|---|---|---|---|---|---|---|---|
| PLACED ON INJURED RESERVE (Toe) ON 8/15 | | | | | | | | |
| **TOTALS** | | | **0/0** | **0** | **0** | **–** | **–** | **0** |

**2016 (Chicago)**

| Date | Opp | W/L | P/S | Rec | Yds | Avg | Lg | TD |
|---|---|---|---|---|---|---|---|---|
| Sep 11 | at Hou | L | 1/1 | 0 | 0 | – | – | 0 |
| Sep 19 | Phi | L | 1/1 | 0 | 0 | – | – | 0 |
| Sep 25 | at Dal | L | 1/0 | 0 | 0 | – | – | 0 |
| Oct 2 | Det | W | 1/1 | 2 | 10 | 5.0 | 7 | 0 |
| Oct 9 | at Ind | L | 1/1 | 0 | 0 | – | – | 0 |
| Oct 16 | Jax | L | 1/1 | 0 | 0 | – | – | 0 |
| Oct 20 | at GB | L | 1/1 | 0 | 0 | – | – | 0 |
| Oct 31 | Min | W | 1/1 | 1 | 5 | 5.0 | 5 | 0 |
| Nov 13 | at TB | L | 1/1 | 0 | 0 | – | – | 0 |
| Nov 20 | at NYG | L | 1/1 | 0 | 0 | – | – | 0 |
| Nov 27 | Ten | L | 1/1 | 0 | 0 | – | – | 0 |
| Dec 4 | SF | W | 1/1 | 0 | 0 | – | – | 0 |
| Dec 11 | at Det | L | 1/0 | 0 | 0 | – | – | 0 |
| Dec 18 | GB | L | 1/0 | 0 | 0 | – | – | 0 |
| Dec 24 | Was | L | 1/1 | 0 | 0 | – | – | 0 |
| Jan 1 | at Min | L | 1/0 | 0 | 0 | – | – | 0 |
| **TOTALS** | | | **16/12** | **3** | **15** | **5.0** | **7** | **0** |



# BRADLEY PINION

**5**

P » 6-5 » 229 » CLEMSON

6.1.94 » CONCORD, NC » NORTHWEST CABARRUS HS, CONCORD, NC » 3RD YEAR » ACQUIRED D-5 IN '15

## AWARDS & HONORS

**2015:** 49ers Community Relations Rookie Service Award

**2017:** 49ers Walter Payton NFL Man of the Year Award

## 2017 HIGHLIGHTS

- Appeared in all 16 games and punted 75 times with a 43.4 avg. and a career-best 41.3 net avg. Also tied his career-high with 31 punts downed inside the 20-yd. line.
- Punted 7 times for 351 yds. at Arz. (10/1), setting single-game career-highs in both gross punting avg. (50.1) and net punting avg. (48.4).

## GOLDMINE

- NFL players once again had the chance to share the causes that are important to them during all Week 13 games, as part of the NFL's My Cause, My Cleats campaign. The initiative was a culmination of collaborative work between the NFL and players across the league. "Convoy of Hope empowers people to live independent lives, free from poverty disease and hunger," said Pinion. "My message to those who are suffering: Know that help is here and we are praying for you."

- As part of the 49ers annual Thanksgiving celebrations, Pinion and his teammates visited Cityteam San Jose to serve a holiday feast to over 300 people in need. Guests enjoyed turkey along with all of the usual holiday sides, while getting to know the 49ers.

## PINION'S GOLDEN NUGGETS

- His last name is pronounced PIN-yunn.
- Named the 49ers representative for the Walter Payton Man of the Year Award in 2017, which recognizes an NFL player for his excellence on and off the field.
- During his time at Clemson, Pinion worked closely with the "Be The Match Foundation," an organization that works to find matches within the bone marrow registry.
- After never playing pee wee football, Pinion received a football as a Christmas gift from his mother, Lorie, in middle school. His father took him out to the field and asked if he wanted to throw the ball. "I wanted to kick it. I grew up playing soccer," said Pinion. His dad put the ball on his foot like a tee, and Pinion knocked through a 35-yard field goal on his first try. "Do that again," he said. Second try, same result. "I guess you could say that it was a Christmas gift that turned into a dream," he said.

## PINION'S GAME-BY-GAME

**2017**

| Date | Opp | W/L | P/S | No | Yds | Avg | Net | TB | In20 | Lg | Blk |
|---|---|---|---|---|---|---|---|---|---|---|---|
| Sep 10 | Car | L | 1/0 | 4 | 163 | 40.8 | 39.0 | 0 | 1 | 49 | 0 |
| Sep 17 | at Sea | L | 1/0 | 7 | 307 | 43.9 | 43.9 | 0 | 4 | 51 | 0 |
| Sep 21 | LAR | L | 1/0 | 2 | 83 | 41.5 | 41.5 | 0 | 2 | 51 | 0 |
| Oct 1 | at Arz | L | 1/0 | 7 | 351 | 50.1 | 48.4 | 0 | 3 | 59 | 0 |
| Oct 8 | at Ind | L | 1/0 | 6 | 274 | 45.7 | 45.8 | 0 | 1 | 55 | 0 |
| Oct 15 | at Was | L | 1/0 | 6 | 254 | 42.3 | 41.3 | 0 | 4 | 49 | 0 |
| Oct 22 | Dal | L | 1/0 | 4 | 180 | 45.0 | 45.0 | 0 | 2 | 48 | 0 |
| Oct 29 | at Phi | L | 1/0 | 8 | 364 | 45.5 | 41.3 | 1 | 2 | 57 | 0 |
| Nov 5 | Arz | L | 1/0 | 8 | 352 | 44.0 | 42.0 | 0 | 3 | 54 | 0 |
| Nov 12 | NYG | W | 1/0 | 1 | 45 | 45.0 | 45.0 | 0 | 1 | 45 | 0 |
| Nov 26 | Sea | L | 1/0 | 9 | 342 | 38.0 | 37.2 | 0 | 4 | 49 | 0 |
| Dec 3 | at Chi | W | 1/0 | 2 | 72 | 36.0 | 2.0 | 0 | 0 | 44 | 0 |
| Dec 10 | at Hou | W | 1/0 | 5 | 207 | 41.4 | 40.8 | 0 | 2 | 54 | 0 |
| Dec 17 | Ten | W | 1/0 | 1 | 43 | 43.0 | 43.0 | 0 | 0 | 43 | 0 |
| Dec 24 | Jax | W | 1/0 | 3 | 131 | 43.7 | 43.7 | 0 | 2 | 45 | 0 |
| Dec 31 | at LAR | W | 1/0 | 2 | 87 | 43.5 | 40.5 | 0 | 0 | 51 | 0 |
| **TOTALS** | | | **16/0** | **75** | **3,255** | **43.4** | **41.3** | **1** | **31** | **59** | **0** |

## GOLDMINE (CONTINUED)

- Every player has their own unique superstitions and quirks that get them ready for a game of football. For Pinion, it is all about his most important piece of equipment: the shoes. For every practice and game since high school, Pinion has tied his shoes the same way. He takes the laces on his right shoe and wraps them around the bottom, ties them and pushes the knot off to the right side, out of the way. "I like to take care of the important foot first," he says.
- While getting ready for the NFL draft, Pinion added Bikram yoga to his training regimen. In 105-degree heat with 40-percent humidity, he dropped 20 pounds. Pinion also added training at Madabolic Inc. in North Carolina, a hybrid of Cross Fit and Nine Rounds training techniques. "I really started to focus on the small things," said Pinion. "All the small things make the big picture."
- The 49ers partnered with Furry Friends Pet Assisted Therapy Services for animal therapy, while providing confidence building activities for students in the Leland High School special needs program in an effort to erase the stigma attached to special needs. Pinion and his teammates spent time with students with autism, mental illness and learning disabilities as they play board games, working on social skills including conversational queues and eye contact through the hands-on activity. Players will also partner with animal therapy dogs to uplift students through one-on-one interactions. "Going out and doing things like this really reminds you that the situation you're in really isn't that bad," said Pinion. "There are kids with much greater challenges. Kids that need help. And in a small way, we can help provide some. It's way bigger than football."

- Pinion credits his longtime kicking coach Dan Orner as being the most influential person in his life. While preparing for the NFL Draft, Orner worked out side by side with Pinion, pushing him to get better every step of the way. "Just the way he handles his business and the person that he is, it's something I try and mimic."
- Pinion's family has a long history of serving in the military. Both of his cousins have served in Iraq, where one worked on tanks and the other went door to door assessing threats. His grandfather on his dad's side, Earl Mason, was about to have a tryout with the Dallas Cowboys as a punter, but he was drafted to serve in the Korean War, where he earned a purple heart. Pinion cites his grandfather as one of his heaviest influences in becoming a punter.
- In honor of the NFL's Crucial Catch campaign, the 49ers hosted a fashion show on Tuesday, October 17th, 2017, featuring breast cancer and pediatric cancer warriors in apparel donated by Levi's®. Pinion, along with his 49ers teammates, walked the runway with cancer warriors as they shared their stories of strength and courage with the audience. "We take great pride in our community events around here," said Pinion. "I honestly think it means more to us when we get the privilege to walk with someone who has fought the fight with cancer or is continuing to fight the fight with cancer. It's truly a blessing for us."

- An active member in community relations initiatives since being drafted by the 49ers, Pinion was the winner of the team's CR rookie service award in 2015. In May of 2016, he worked with local elementary students at Don Callejon School to stress the importance of literacy and the fun and love of learning.

- As part of Salute to Service Month, Pinion, along with his temmates and general manager, John Lynch, visited the USO office at the San Jose Military Entrance Processing Station to spend time with military applicants and their families as they took the Oath of Enlistment and shipped off to basic training.

## PINION'S CAREER STATISTICS

| YEAR | TEAM | G | NO | YDS | AVG | RET | YDS | NET | TB | IN 20 | LG | BLK |
|---|---|---|---|---|---|---|---|---|---|---|---|---|
| 2015 | SF | 16 | 91 | 3,969 | 43.6 | 43 | 282 | 39.4 | 5 | 31 | 62 | 0 |
| 2016 | SF | 16 | 100 | 4,402 | 44.0 | 40 | 345 | 39.8 | 4 | 28 | 65 | 0 |
| 2017 | SF | 16 | 75 | 3,255 | 43.4 | 33 | 138 | 41.3 | 1 | 31 | 59 | 0 |
| **TOTALS** | | **48** | **266** | **11,626** | **43.7** | **116** | **765** | **40.1** | **10** | **90** | **65** | **0** |

**Additional Statistics:**
**Special Teams Tackles – 3:** 2015 (2); 2016 (1)

**Milestones:**
**NFL Debut:** vs. Min. (9/14/15); **First punt inside–20:** vs. Min. (9/14/15)

## PINION'S CAREER HIGHS

**Punts:** 9 (4 times) Last at LAR (12/24/16)
**Gross Average:** 50.1 at Arz. (10/1/17)
**Net Average:** 48.4 at Arz. (10/1/17)
**Long Punt:** 65 vs. Dal. (10/2/16)
**Inside–20:** 4 (4 times) Last at Was. (10/15/17)

## PINION'S TRANSACTIONS

Originally a 5th–round (165th overall) draft choice by SF in 2015.

## 2016

- Appeared in all 16 games and registered a career-high 100 punts with a 44.0 gross avg. and a 39.8 net avg. Also added one special teams tackle.

## 2015

- Placed 31 punts inside the opponent's 20-yd. line, the 4th most in a single season by a 49ers punter.
- Recorded 9 punts for 433 yds. (48.1 avg.) at Chi. (12/6), including a then-career-long 62-yd. punt.

## COLLEGE

Played in 34 games and registered 140 punts for 5,754 yds., 41.1 avg., 39.2 net avg., 55 punts inside the 20 and 2 touchbacks. As a junior, played in 13 games and recorded 75 punts for 3,194 yds., 42.6 avg., 40.3 net avg., 28 punts inside the 20 and 2 touchbacks. His 28 punts inside the 20 ranks 1st in school history for a single season. In 2013, played in 13 games and had 56 punts for 2,205 yds., 39.4 avg., 37.8 net avg. and 24 punts inside the 20. As a freshman, played in 8 games and had 9 punts for 355 yds., 39.4 avg., 38.8 net avg. and 3 inside the 20.

## PERSONAL

- Majored in management.
- Attended Northwest Cabarrus (Concord, NC) HS and averaged 46.1 yds. per punt, as a senior.
- Also lettered in basketball and soccer.
- Was named First-Team All-America by ESPN and Second-Team All-America by *USA Today*. He became the 1st Clemson kicker signee to earn *USA Today* All-America honors since Chris Gardocki in 1988.
- Born Bradley Alexander Pinion (6/1/94) in Mecklenburg, NC.

## PINION'S GAME-BY-GAME

**2015**

| Date | Opp | W/L | P/S | No | Yds | Avg | Net | TB | In20 | Lg | Blk |
|---|---|---|---|---|---|---|---|---|---|---|---|
| Sep 14 | Min | W | 1/0 | 3 | 140 | 46.7 | 43.7 | 0 | 2 | 52 | 0 |
| Sep 20 | at Pit | L | 1/0 | 4 | 171 | 42.8 | 38.8 | 0 | 1 | 47 | 0 |
| Sep 27 | at Arz | L | 1/0 | 6 | 283 | 47.2 | 44.8 | 0 | 4 | 56 | 0 |
| Oct 4 | GB | L | 1/0 | 6 | 247 | 41.2 | 38.8 | 0 | 1 | 59 | 0 |
| Oct 11 | at NYG | L | 1/0 | 3 | 138 | 46.0 | 35.7 | 0 | 0 | 50 | 0 |
| Oct 18 | Bal | W | 1/0 | 4 | 152 | 38.0 | 30.8 | 1 | 1 | 52 | 0 |
| Oct 22 | Sea | L | 1/0 | 9 | 390 | 43.3 | 42.1 | 0 | 2 | 54 | 0 |
| Nov 1 | at StL | L | 1/0 | 9 | 412 | 45.8 | 43.8 | 1 | 3 | 60 | 0 |
| Nov 8 | Atl | W | 1/0 | 5 | 241 | 48.2 | 33.0 | 0 | 0 | 58 | 0 |
| Nov 22 | at Sea | L | 1/0 | 7 | 306 | 43.7 | 43.6 | 0 | 2 | 52 | 0 |
| Nov 29 | Arz | L | 1/0 | 4 | 166 | 41.5 | 37.8 | 0 | 2 | 46 | 0 |
| Dec 6 | at Chi | W | 1/0 | 9 | 433 | 48.1 | 37.9 | 1 | 3 | 62 | 0 |
| Dec 13 | at Cle | L | 1/0 | 7 | 286 | 40.9 | 36.4 | 1 | 3 | 44 | 0 |
| Dec 20 | Cin | L | 1/0 | 7 | 284 | 40.6 | 40.7 | 0 | 3 | 53 | 0 |
| Dec 27 | at Det | L | 1/0 | 3 | 125 | 41.7 | 41.7 | 0 | 1 | 47 | 0 |
| Jan 3 | StL | W | 1/0 | 5 | 195 | 39.0 | 33.8 | 1 | 3 | 61 | 0 |
| **TOTALS** | | | **16/0** | **91** | **3,969** | **43.6** | **40.5** | **5** | **31** | **62** | **0** |

**2016**

| Date | Opp | W/L | P/S | No | Yds | Avg | Net | TB | In20 | Lg | Blk |
|---|---|---|---|---|---|---|---|---|---|---|---|
| Sep 12 | LAR | W | 1/0 | 7 | 319 | 45.6 | 40.1 | 0 | 1 | 52 | 0 |
| Sep 18 | at Car | L | 1/0 | 7 | 318 | 45.4 | 41.4 | 0 | 4 | 55 | 0 |
| Sep 25 | at Sea | L | 1/0 | 7 | 319 | 45.6 | 32.7 | 1 | 2 | 61 | 0 |
| Oct 2 | Dal | L | 1/0 | 4 | 196 | 49.0 | 42.8 | 0 | 1 | 65 | 0 |
| Oct 6 | Arz | L | 1/0 | 7 | 349 | 49.9 | 46.3 | 0 | 1 | 57 | 0 |
| Oct 16 | at Buf | L | 1/0 | 5 | 209 | 41.8 | 34.6 | 1 | 1 | 57 | 0 |
| Oct 23 | TB | L | 1/0 | 6 | 254 | 42.3 | 39.8 | 0 | 3 | 57 | 0 |
| Nov 6 | NO | L | 1/0 | 2 | 85 | 42.5 | 42.5 | 0 | 0 | 51 | 0 |
| Nov 13 | at Arz | L | 1/0 | 7 | 305 | 43.6 | 41.7 | 0 | 3 | 52 | 0 |
| Nov 20 | NE | L | 1/0 | 8 | 333 | 41.6 | 33.4 | 1 | 0 | 49 | 0 |
| Nov 27 | at Mia | L | 1/0 | 4 | 189 | 47.3 | 45.8 | 0 | 1 | 59 | 0 |
| Dec 4 | at Chi | L | 1/0 | 8 | 308 | 38.5 | 38.1 | 0 | 2 | 44 | 0 |
| Dec 11 | NYJ | L | 1/0 | 6 | 239 | 39.8 | 39.8 | 0 | 1 | 46 | 0 |
| Dec 18 | at Atl | L | 1/0 | 7 | 318 | 45.5 | 39.4 | 0 | 2 | 57 | 0 |
| Dec 24 | at LAR | W | 1/0 | 9 | 372 | 41.3 | 37.8 | 1 | 3 | 47 | 0 |
| Jan 1 | Sea | L | 1/0 | 6 | 289 | 48.2 | 47.2 | 0 | 3 | 53 | 0 |
| **TOTALS** | | | **16/0** | **100** | **4,402** | **44.0** | **39.8** | **4** | **28** | **65** | **0** |



# TYVIS POWELL

45

DB » 6-2 » 211 » OHIO STATE

2.16.94 » BEDFORD, OH » BEDFORD HS, BEDFORD, OH » 2ND YEAR » ACQUIRED FA IN '17

## 2017 HIGHLIGHTS

- Promoted to the active roster from the team's practice squad on 12/16, played in 3 games and registered 3 tackles and 2 special teams tackles.

## GOLDMINE

- Powell credits his high school football coach and former Kansas City Chiefs defensive back, Sean Williams, for playing a major role in elevating his game to where it is today. While at Bedford (OH) High School, Powell considered getting a job and no longer playing sports since no one he knew had ever earned a college scholarship. Coach Williams reassured him if he put in the work he could be a guy that kids in the Cleveland area look up to for years to come. "He just pushed me really hard to see how tough I was mentally. He just wanted to see if I really wanted what I said I wanted," said Powell who went on to earn a scholarship and play three seasons at Ohio State before entering the NFL in 2016. After winning the 2015 College Football National Championship, Powell returned to Bedford with the Championship trophy.

## POWELL'S GOLDEN NUGGETS

- Played with current teammate, 49ers RB Carlos Hyde while at Ohio State in 2013.
- Won the 2015 College Football Playoff National Championship with the Buckeyes.
- In an attempt to improve his speed on the football field at Bedford High School, went from playing baseball to running track.

## POWELL'S GAME-BY-GAME

**2017 (Seattle/San Francisco)**

| Date | Opp | W/L | P/S | Tot | Sol | Ast | Sk | Yds | Int | Yds | PD | FF | FR | Yds |
|---|---|---|---|---|---|---|---|---|---|---|---|---|---|---|
| **SIGNED TO SEA PRACTICE SQUAD ON 9/19** | | | | | | | | | | | | | | |
| Sep 24 | at Ten | – | – | PRACTICE SQUAD | | | | – | – | – | – | – | – | – |
| Oct 1 | Ind | – | – | PRACTICE SQUAD | | | | – | – | – | – | – | – | – |
| Oct 8 | at LAR | – | – | PRACTICE SQUAD | | | | – | – | – | – | – | – | – |
| Oct 22 | at NYG | – | – | PRACTICE SQUAD | | | | – | – | – | – | – | – | – |
| **RELEASED BY SEA ON 10/24** | | | | | | | | | | | | | | |
| **SIGNED TO SF PRACTICE SQUAD ON 11/1** | | | | | | | | | | | | | | |
| Nov 5 | Arz | – | – | PRACTICE SQUAD | | | | – | – | – | – | – | – | – |
| Nov 12 | NYG | – | – | PRACTICE SQUAD | | | | – | – | – | – | – | – | – |
| Nov 26 | Sea | – | – | PRACTICE SQUAD | | | | – | – | – | – | – | – | – |
| Dec 3 | at Chi | – | – | PRACTICE SQUAD | | | | – | – | – | – | – | – | – |
| Dec 10 | at Hou | – | – | PRACTICE SQUAD | | | | – | – | – | – | – | – | – |
| **PROMOTED TO SF ACTIVE ROSTER ON 12/16** | | | | | | | | | | | | | | |
| Dec 17 | Ten | W | 1/0 | 0 | 0 | 0 | 0.0 | 0.0 | 0 | 0 | 0 | 0 | 0 | 0 |
| Dec 24 | Jax | W | 1/0 | 3 | 2 | 1 | 0.0 | 0.0 | 0 | 0 | 0 | 0 | 0 | 0 |
| Dec 31 | at LAR | W | 1/0 | 0 | 0 | 0 | 0.0 | 0.0 | 0 | 0 | 0 | 0 | 0 | 0 |
| **TOTALS** | | | **3/0** | **3** | **2** | **1** | **0.0** | **0.0** | **0** | **0** | **0** | **0** | **0** | **0** |

## POWELL'S CAREER STATISTICS

| | | | | TACKLES | | | | | INTERCEPTIONS | | | | | FUMBLES | | |
|---|---|---|---|---|---|---|---|---|---|---|---|---|---|---|---|---|
| YEAR | TEAM | GP | GS | TOT | SOL | AST | SACKS | YDS | INT | YDS | LG | TD | PD | FF | FR | YDS |
| 2016 | SEA | 8 | 0 | 0 | 0 | 0 | 0.0 | 0.0 | 0 | 0 | – | 0 | 0 | 0 | 0 | 0 |
| 2017 | SF | 3 | 0 | 3 | 2 | 1 | 0.0 | 0.0 | 0 | 0 | – | 0 | 0 | 0 | 0 | 0 |
| **TOTALS** | | **11** | **0** | **3** | **2** | **1** | **0.0** | **0.0** | **0** | **0** | **–** | **0** | **0** | **0** | **0** | **0** |

**Additional Statistics:**
**Special Teams Tackles – 5:** 2016 (3); 2017 (2)

**Milestones:**
**NFL Debut:** vs. Mia. (9/11/16)

## POWELL'S CAREER HIGHS

**Total Tackles:** 3 vs. Jax. (12/24/17)
**Solo:** 2 vs. Jax. (12/24/17)
**Assists:** 1 vs. Jax. (12/24/17)

## POWELL'S TRANSACTIONS

Originally signed as an undrafted free agent by Sea. on 5/6/16...Waived by Sea. on 1/4/17...Claimed off waivers by Cle. on 2/6/17...Waived by Cle. on 6/9/17...Claimed off waivers by Ind. on 6/12/17...Placed on the Injured Reserve List on 9/3/17...Released by Ind. on 9/12/17...Signed to Sea. practice squad on 9/19/17...Released by Sea. on 9/26/17...Signed to Sea. practice squad on 9/30/17...Released by Sea. on 10/24/17...Signed to SF practice squad on 11/1/17...Promoted to SF active roster on 12/16/17.

## 2016 (SEATTLE)

- Appeared in 8 games for the Seahawks, where he saw action primarily on special teams and finished the season with 3 special teams tackles.
- Made his NFL debut in the season-opener vs. Mia. (9/11).

## COLLEGE

Appeared in 42 games (33 starts) at Ohio State and finished with 195 tackles, 16 PDs, 8 INTs and 1 FF. Started all 13 games as a redshirt junior in 2015 where he registered 71 tackles, 3 PDs and a team-high 3 INTs. In 2014, started all 15 games for the national champion Buckeyes and was named the defensive MVP of the championship game against Oregon after finishing with a game-high 9 tackles and one 1 PD. Finished the season with 76 tackles, 4 PDs, 4 INTs and 1 FF. Appeared in 14 games (5 starts) in 2013 and registered 48 tackles, 2 PDs and 1 INT. Redshirted his freshman year in 2012.

## PERSONAL

- Attended Bedford (OH) HS where finished his career with 115 tackles and 6 INTs in his final two seasons.
- In addition to football, played baseball and basketball and later ran track at Bedford.
- Graduated with a degree in marketing at Ohio State.
- Born Tyvis Powell (2/16/94) in Cleveland, OH.

## INJURY REPORT

**2017:** Placed on the Injured Reserve List on 9/3 with a shoulder injury.

## POWELL'S GAME-BY-GAME

**2016 (Seattle)**

| Date | Opp | W/L | P/S | Tot | Sol | Ast | Sk | Yds | Int | Yds | PD | FF | FR | Yds |
|---|---|---|---|---|---|---|---|---|---|---|---|---|---|---|
| Sep 11 | Mia | W | 1/0 | 0 | 0 | 0 | 0.0 | 0.0 | 0 | 0 | 0 | 0 | 0 | 0 |
| Sep 18 | at LAR | L | 1/0 | 0 | 0 | 0 | 0.0 | 0.0 | 0 | 0 | 0 | 0 | 0 | 0 |
| Sep 25 | SF | W | – | – | INACTIVE | | | – | – | – | – | – | – | – |
| Oct 2 | at NYJ | W | – | – | INACTIVE | | | – | – | – | – | – | – | – |
| Oct 16 | Atl | W | 1/0 | 0 | 0 | 0 | 0.0 | 0.0 | 0 | 0 | 0 | 0 | 0 | 0 |
| Oct 23 | at Arz | T | 1/0 | 0 | 0 | 0 | 0.0 | 0.0 | 0 | 0 | 0 | 0 | 0 | 0 |
| Oct 30 | at NO | L | 1/0 | 0 | 0 | 0 | 0.0 | 0.0 | 0 | 0 | 0 | 0 | 0 | 0 |
| Nov 7 | Buf | W | 1/0 | 0 | 0 | 0 | 0.0 | 0.0 | 0 | 0 | 0 | 0 | 0 | 0 |
| Nov 13 | at NE | W | – | – | INACTIVE | | | – | – | – | – | – | – | – |
| Nov 20 | Phi | W | – | – | INACTIVE | | | – | – | – | – | – | – | – |
| Nov 27 | at TB | L | 1/0 | 0 | 0 | 0 | 0.0 | 0.0 | 0 | 0 | 0 | 0 | 0 | 0 |
| Dec 4 | Car | W | 1/0 | 0 | 0 | 0 | 0.0 | 0.0 | 0 | 0 | 0 | 0 | 0 | 0 |
| Dec 11 | at GB | L | – | – | INACTIVE | | | – | – | – | – | – | – | – |
| Dec 15 | LAR | W | – | – | INACTIVE | | | – | – | – | – | – | – | – |
| Dec 24 | Arz | L | – | – | INACTIVE | | | – | – | – | – | – | – | – |
| Jan 1 | at SF | W | – | – | INACTIVE | | | – | – | – | – | – | – | – |
| **TOTALS** | | | **8/0** | **0** | **0** | **0** | **0.0** | **0.0** | **0** | **0** | **0** | **0** | **0** | **0** |

# ERIC REID

35

S » 6-1 » 213 » LOUISIANA STATE

12.10.91 » GEISMAR, LA » DUTCHTOWN HS, GEISMAR, LA » 5TH YEAR » ACQUIRED D-1 IN '13

## AWARDS & HONORS

**2013:** Pro Bowl, Thomas Herrion Memorial Award, PFWA All-Rookie Team

PRO BOWL
HAWAII 01.26.14

## CAREER HIGHLIGHTS

- In 2013, Reid was 1 of only 3 players in the NFL to record 4-or-more INTs and 2-or-more FRs (LB Kiko Alonso 4 INTs/2 FRs; CB Alterraun Verner 5 INTs/2 FRs).

## 2017 HIGHLIGHTS

- Played in 13 games (12 starts) and registered 66 tackles, 2 INTs, 1 FR and 4 PDs.
- Picked off Cardinals QB Drew Stanton in the end zone vs. Arz. (11/5), marking his 1st INT of the season and the 9th of his career.
- Recovered a fumble by Giants QB Eli Manning for his 1st FR of the season and 2nd of his career (10/13/13 vs. Arz. – 1 FR).
- On the 1st play from scrimmage vs. Sea. (11/26), intercepted Seahawks QB Russell Wilson, his 2nd INT of the season and 10th of his career. The play marked the 1st time the 49ers registered an INT on the 1st defensive play of a game since CB Nate Clements picked off Seahawks QB Matt Hasselbeck on the 1st play of the 2010 season [at Sea. (9/12/10)].
- Reid has registered at least 1 INT against the Seahawks 3 times in his career.

## GOLDMINE

- NFL players once again had the chance to share the causes that are important to them during all Week 13 games, as part of the NFL's My Cause, My Cleats campaign. The initiative was a culmination of collaborative work between the NFL and players across the league. "I want to help young children from marginalized communities learn their legal rights, their human rights and how they can use local resources to better their life and their communities," said Reid. "We must give those who are voiceless in our society a voice and help them to become positive leaders."

## REID'S GOLDEN NUGGETS

- Was the recipient of the Thomas Herrion Memorial Award in 2013, given by the 49ers coaches to the rookie or first-year player who has taken advantage of every opportunity and turned it into a positive situation.
- Prior to WrestleMania 31 held at Levi's Stadium, along with WWE Superstars, spoke to students about being an ally along with bullying intervention in March of 2015.
- A 2013 Pro Bowl selection, he was the first 49ers rookie safety in franchise history to be named to the Pro Bowl.
- During the 2016 offseason, launched his own website, **EricReid35.com**.

## REID'S GAME-BY-GAME

**2017**

| Date | Opp | W/L | P/S | Tot | Sol | Ast | Sk | Yds | Int | Yds | PD | FF | FR | Yds |
|---|---|---|---|---|---|---|---|---|---|---|---|---|---|---|
| Sep 10 | Car | L | 1/1 | 5 | 3 | 2 | 0.0 | 0.0 | 0 | 0 | 0 | 0 | 0 | 0 |
| Sep 17 | at Sea | L | 1/1 | 7 | 5 | 2 | 0.0 | 0.0 | 0 | 0 | 0 | 0 | 0 | 0 |
| Sep 21 | LAR | L | – | – | INACTIVE (Knee) | | | | – | – | – | – | – | – |
| Oct 1 | at Arz | L | – | – | INACTIVE (Knee) | | | | – | – | – | – | – | – |
| Oct 8 | at Ind | L | – | – | INACTIVE (Knee) | | | | – | – | – | – | – | – |
| Oct 15 | at Was | L | 1/0 | 1 | 0 | 1 | 0.0 | 0.0 | 0 | 0 | 0 | 0 | 0 | 0 |
| Oct 22 | Dal | L | 1/1 | 3 | 3 | 0 | 0.0 | 0.0 | 0 | 0 | 0 | 0 | 0 | 0 |
| Oct 29 | at Phi | L | 1/1 | 3 | 3 | 0 | 0.0 | 0.0 | 0 | 0 | 0 | 0 | 0 | 0 |
| Nov 5 | Arz | L | 1/1 | 5 | 2 | 3 | 0.0 | 0.0 | 1 | 0 | 1 | 0 | 0 | 0 |
| Nov 12 | NYG | W | 1/1 | 8 | 7 | 1 | 0.0 | 0.0 | 0 | 0 | 1 | 0 | 1 | 0 |
| Nov 26 | Sea | L | 1/1 | 7 | 7 | 0 | 0.0 | 0.0 | 1 | 0 | 1 | 0 | 0 | 0 |
| Dec 3 | at Chi | W | 1/1 | 4 | 4 | 0 | 0.0 | 0.0 | 0 | 0 | 0 | 0 | 0 | 0 |
| Dec 10 | at Hou | W | 1/1 | 4 | 1 | 3 | 0.0 | 0.0 | 0 | 0 | 0 | 0 | 0 | 0 |
| Dec 17 | Ten | W | 1/1 | 8 | 6 | 2 | 0.0 | 0.0 | 0 | 0 | 0 | 0 | 0 | 0 |
| Dec 24 | Jax | W | 1/1 | 5 | 5 | 0 | 0.0 | 0.0 | 0 | 0 | 0 | 0 | 0 | 0 |
| Dec 31 | at LAR | W | 1/1 | 6 | 6 | 0 | 0.0 | 0.0 | 0 | 0 | 1 | 0 | 0 | 0 |
| **TOTALS** | | | **13/12** | **66** | **52** | **14** | **0.0** | **0.0** | **2** | **0** | **4** | **0** | **1** | **0** |

## GOLDMINE (CONTINUED)

- As part of the 49ers annual Thanksgiving celebrations, Reid and his teammates visited Cityteam San Jose to serve a holiday feast to over 300 people in need. Guests enjoyed turkey along with all of the usual holiday sides, while getting to know the 49ers.

- During the 2017 offseason, Reid visited the Ubuntu Football Academy in South Africa, on the recommendation of his wife's, Jaid, mother, who lives in South Africa. Ubuntu's is a youth development, non-profit organization whose mission is, "to mentor and educate the next generation of great African leaders, society-changers and footballers." They accomplish this goal by providing housing, education and soccer development skills to youths in South Africa. During his visit to Ubuntu, Reid spoke with the kids about perseverance and bought a bus for the Academy to use as transportation to and from school and soccer practice.

- Prior to Super Bowl 50 held at Levi's Stadium, Reid teamed with fellow 49ers RB Carlos Hyde and Hall of Fame DB Ronnie Lott to put on a Super ProCamp in support of the Starkey Hearing Foundation and presented by Safeway.
- In May of 2016, Reid hosted his Second Annual "Eric Reid Invitational," a golf tournament which raises money for the Baton Rouge Sickle Cell Anemia Foundation. The event has brought in more than $130,000 throughout its first two years.

Eric Reid INVITATIONAL
BENEFITTING THE BATON ROUGE SICKLE CELL ANEMIA FOUNDATION

- Reid's father, Eric Reid, Sr., was a three-time All-American hurdler for LSU from 1984-87 and is a member of the LSU Athletic Hall of Fame.
- In 2015, Levi's Stadium hosted European giants Manchester United F.C. and FC Barcelona as part of the 2015 International Champions Cup North America Presented by Guinness. Reid, along with teammate Joe Staley, participated in the football-fútbol combination and attended a Barcelona practice.

## REID'S CAREER STATISTICS

| | | | | TACKLES | | | | | INTERCEPTIONS | | | | | FUMBLES | | |
|---|---|---|---|---|---|---|---|---|---|---|---|---|---|---|---|---|
| YEAR | TEAM | GP | GS | TOT | SOL | AST | SACKS | YDS | INT | YDS | LG | TD | PD | FF | FR | YDS |
| 2013 | SF | 16 | 16 | 92 | 69 | 23 | 0.0 | 0.0 | 4 | 54 | 53 | 0 | 11 | 0 | 1 | 0 |
| 2014 | SF | 15 | 15 | 55 | 39 | 16 | 0.0 | 0.0 | 3 | 138 | 73 | 0 | 7 | 0 | 0 | 0 |
| 2015 | SF | 16 | 16 | 81 | 59 | 22 | 1.0 | 3.0 | 0 | 0 | – | 0 | 7 | 1 | 0 | 0 |
| 2016 | SF | 10 | 10 | 81 | 55 | 26 | 0.0 | 0.0 | 1 | 13 | 13 | 0 | 5 | 1 | 0 | 0 |
| 2017 | SF | 13 | 12 | 66 | 52 | 14 | 0.0 | 0.0 | 2 | 0 | 0 | 0 | 4 | 0 | 1 | 0 |
| **TOTALS** | | **70** | **69** | **375** | **274** | **101** | **1.0** | **3.0** | **10** | **205** | **73** | **0** | **34** | **2** | **2** | **0** |

**PLAYOFFS**

| | | | | TACKLES | | | | | INTERCEPTIONS | | | | | FUMBLES | | |
|---|---|---|---|---|---|---|---|---|---|---|---|---|---|---|---|---|
| YEAR | TEAM | GP | GS | TOT | SOL | AST | SACKS | YDS | INT | YDS | LG | TD | PD | FF | FR | YDS |
| 2013 | SF | 3 | 3 | 17 | 11 | 6 | 0.0 | 0.0 | 0 | 0 | – | 0 | 1 | 0 | 0 | 0 |
| **TOTALS** | | **3** | **3** | **17** | **11** | **6** | **0.0** | **0.0** | **0** | **0** | **–** | **0** | **1** | **0** | **0** | **0** |

**Additional Statistics:**
**Special Teams Tackles – 16:** 2013 (7); 2014 (3); 2015 (5); 2017 (1)
**Special Teams Fumble Recoveries – 1:** 2013 (1)

**Milestones:**
**NFL Debut:** vs. GB (9/8/13); **First Start:** vs. GB (9/8/13); **First INT:** vs. GB (9/8/13 – QB Aaron Rodgers); **First FR:** vs. Arz. (10/13/13 – WR Larry Fitzgerald); **First FF:** at Cle. (12/13/15 – WR Brian Hartline); **First Sack:** vs. Cin. (12/20/15 – QB AJ McCarron)

## REID'S CAREER HIGHS

**Total Tackles:** Regular Season – 13 (2 times) Last at Sea. (9/25/16); Postseason – 10 at GB (1/5/14)
**Solo:** Regular Season – 10 at Sea. (9/25/16); Postseason – 8 at GB (1/5/14)
**Assists:** Regular Season – 6 vs. Arz. (10/6/16); Postseason – 3 at Sea. (1/19/14)
**Sacks:** 1.0 vs. Cin. (12/20/15)
**Passes Defensed:** Regular Season – 2 (3 times) Last at Arz. (11/13/16); Postseason – 1 at Car. (1/12/14)
**Interceptions:** 1 (9 times) Last vs. Arz. (11/5/17)
**Interception Yards:** 73 at Sea. (12/14/14)
**Long Interception Return:** 53 vs. Arz. (10/13/13)
**Forced Fumbles:** 1 (2 times) Last vs. Arz. (10/6/16)
**Fumble Recoveries:** 1 (2 times) Last vs. NYG (11/12/17)

## REID'S TRANSACTIONS

Originally a 1st–round (18th overall) draft choice by SF in 2013...Placed on the Injured Reserve List on 11/22/16.

## 2016

- Started the 1st 10 games of the season and registered 81 tackles, 1 INT, 1 FF and 4 PDs before being placed on the Injured Reserve List on 11/22 with a bicep injury.
- Registered 7 tackles, 2 PDs and 1 INT at Arz. (11/13), intercepting Cardinals QB Carson Palmer for his 1st INT of the year and 8th of his career.

## 2015

- Started all 16 games and recorded 81 tackles with 7 PDs, 1.0 sack and 1 FF.
- Registered a career-high 13 tackles at Sea. (11/22).
- Recorded 9 tackles and his 1st career FF at Cle. (12/13), knocking the ball loose from Browns WR Brian Hartline.
- Registered the 1st sack of his career vs. Cin. (12/20), taking down Bengals QB AJ McCarron for a three-yard loss.

## 2014

- Started all 15 games in which he appeared and tallied 55 tackles, 3 INTs and 7 PDs.
- Intercepted a pass by Cowboys QB Tony Romo in the 1st qtr. at Dal. (9/7). He returned the INT 48 yds. to the Dal. 2-yd. line. Reid registered an INT in each of his 1st two season openers.
- As time expired in the 1st half, intercepted Seahawks QB Russell Wilson for his 3rd INT of the season and 7th of his career, and returned the pick 73 yds. It marked the longest INT return of his career and the longest by a 49er since LB NaVorro Bowman's 89-yd. INT return vs. Atl. (12/23/13).

## 2013

- Started all 16 games and notched a career-high 92 tackles while adding 4 INTs, 1 FR and 11 PDs.
- Made his NFL debut vs. GB (9/8), recording 7 tackles, 1 INT, 1 PD and 1 special teams tackle. His 1st career INT came off of Packers QB Aaron Rodgers. Reid became the 1st 49ers rookie to intercept a pass on opening day since both DB Don Griffin and CB Tim McKyer each registered an INT at TB (9/7/86).
- Registered his 2nd INT of the season, picking off a pass by Seahawks QB Russell Wilson vs. Sea. (9/15). According to the Elias Sports Bureau, Reid is the only 49ers rookie, since the merger in 1970, to register an INT in each of the team's 1st 2 games. The last rookie in the NFL to register an INT in the team's 1st 2 games was Phi. S Nate Allen in 2010.
- Tallied 1 INT vs. Arz. (10/13), his 3rd of the season, picking off Cardinals QB Carson Palmer and returning it 53 yds to the Cardinals 7-yd. line. Also recorded his 1st career FR, recovering a fumble by Arz. WR Larry Fitzgerald. The takeaway led to a 6-yd. TD run by RB Kendall Hunter.
- The 49ers defense held Was. (11/25) to just 76 net yds. passing, the fewest net passing yds. San Francisco has allowed since 11/19/12 vs. Chi. (58 net yds. passing).

## COLLEGE

Played in 39 games (29 starts) for the Tigers and amassed 199 tackles, 11 PDs, 6 INTs, 4.5 tackles for loss, 2 FRs and 2 FFs. As a senior, earned First-Team All-America honors from the American Football Coaches Association, Football Writers Association and ESPN, and Second-Team All-America honors by the Associated Press and *Sports Illustrated*. Also named First-Team All-SEC. Voted permanent team captain by the players, started all 13 games and tallied 91 tackles, 2 INTs, 1 FR and 7 PDs. In 2011, named First-Team All-America by The NFL Draft Reports and was also named Second-Team All-SEC by the Associated Press. Started 13 games and tied for the team lead with 76 tackles, while adding 2 INTs, 2 FFs, 1 FR and 3 PDs. As a freshman, played in 13 games (3 starts) and registered 32 tackles, 2 INTs and 1 PD.

## PERSONAL

- Member of the All-SEC Academic Honor Roll in 2011 and 2012.
- Attended Dutchtown (Geismar, LA) HS and was a member of the Rivals.com Top 100 team and rated as the top defensive player in the state of Louisiana.
- As a senior, was a Louisiana Class 5A All-State selection, registering 45 tackles and 3 INTs.
- Eric has a daughter, LeiLani.
- Born Eric Todd Reid (12/10/91) in Baton Rouge, LA.
- Majored in business administration.

## INJURY REPORT

**2014:** Inactive vs. Arz. (12/28) with a concussion.

**2016:** Placed on the Injured Reserve List on 11/22 with a biceps injury.

**2017:** Inactive for three games [vs. LAR (9/21), at Arz. (10/1) & at Ind. (10/8) with a knee injury.

## REID'S GAME-BY-GAME

**2013**

| Date | Opp | W/L | P/S | Tot | Sol | Ast | Sk | Yds | Int | Yds | PD | FF | FR | Yds |
|---|---|---|---|---|---|---|---|---|---|---|---|---|---|---|
| Sep 8 | GB | W | 1/1 | 7 | 7 | 0 | 0.0 | 0.0 | 1 | 0 | 1 | 0 | 0 | 0 |
| Sep 15 | at Sea | L | 1/1 | 2 | 2 | 0 | 0.0 | 0.0 | 1 | 1 | 1 | 0 | 0 | 0 |
| Sep 22 | Ind | L | 1/1 | 6 | 4 | 2 | 0.0 | 0.0 | 0 | 0 | 1 | 0 | 0 | 0 |
| Sep 26 | at StL | W | 1/1 | 2 | 0 | 2 | 0.0 | 0.0 | 0 | 0 | 0 | 0 | 0 | 0 |
| Oct 6 | Hou | W | 1/1 | 9 | 7 | 2 | 0.0 | 0.0 | 0 | 0 | 1 | 0 | 0 | 0 |
| Oct 13 | Arz | W | 1/1 | 7 | 5 | 2 | 0.0 | 0.0 | 1 | 53 | 1 | 0 | 1 | 0 |
| Oct 20 | at Ten | W | 1/1 | 5 | 3 | 2 | 0.0 | 0.0 | 0 | 0 | 0 | 0 | 0 | 0 |
| Oct 27 | at Jax | W | 1/1 | 9 | 8 | 1 | 0.0 | 0.0 | 0 | 0 | 1 | 0 | 0 | 0 |
| Nov 10 | Car | L | 1/1 | 1 | 1 | 0 | 0.0 | 0.0 | 0 | 0 | 0 | 0 | 0 | 0 |
| Nov 17 | at NO | L | 1/1 | 7 | 5 | 2 | 0.0 | 0.0 | 0 | 0 | 1 | 0 | 0 | 0 |
| Nov 25 | at Was | W | 1/1 | 7 | 4 | 3 | 0.0 | 0.0 | 0 | 0 | 1 | 0 | 0 | 0 |
| Dec 1 | StL | W | 1/1 | 5 | 3 | 2 | 0.0 | 0.0 | 0 | 0 | 1 | 0 | 0 | 0 |
| Dec 8 | Sea | W | 1/1 | 6 | 5 | 1 | 0.0 | 0.0 | 0 | 0 | 0 | 0 | 0 | 0 |
| Dec 15 | at TB | W | 1/1 | 5 | 4 | 1 | 0.0 | 0.0 | 1 | 0 | 1 | 0 | 0 | 0 |
| Dec 23 | Atl | W | 1/1 | 3 | 2 | 1 | 0.0 | 0.0 | 0 | 0 | 0 | 0 | 0 | 0 |
| Dec 29 | at Arz | W | 1/1 | 11 | 9 | 2 | 0.0 | 0.0 | 0 | 0 | 1 | 0 | 0 | 0 |
| **TOTALS** | | | **16/16** | **92** | **69** | **23** | **0.0** | **0.0** | **4** | **54** | **11** | **0** | **1** | **0** |

**2013 Postseason**

| Date | Opp | W/L | P/S | Tot | Sol | Ast | Sk | Yds | Int | Yds | PD | FF | FR | Yds |
|---|---|---|---|---|---|---|---|---|---|---|---|---|---|---|
| Jan 5 | at GB | W | 1/1 | 10 | 8 | 2 | 0.0 | 0.0 | 0 | 0 | 0 | 0 | 0 | 0 |
| Jan 12 | at Car | W | 1/1 | 2 | 1 | 1 | 0.0 | 0.0 | 0 | 0 | 1 | 0 | 0 | 0 |
| Jan 19 | at Sea | L | 1/1 | 5 | 2 | 3 | 0.0 | 0.0 | 0 | 0 | 0 | 0 | 0 | 0 |
| **TOTALS** | | | **3/3** | **17** | **11** | **6** | **0.0** | **0.0** | **0** | **0** | **1** | **0** | **0** | **0** |

**2014**

| Date | Opp | W/L | P/S | Tot | Sol | Ast | Sk | Yds | Int | Yds | PD | FF | FR | Yds |
|---|---|---|---|---|---|---|---|---|---|---|---|---|---|---|
| Sep 7 | at Dal | W | 1/1 | 6 | 3 | 3 | 0.0 | 0.0 | 1 | 48 | 1 | 0 | 0 | 0 |
| Sep 14 | Chi | L | 1/1 | 0 | 0 | 0 | 0.0 | 0.0 | 0 | 0 | 0 | 0 | 0 | 0 |
| Sep 21 | at Arz | L | 1/1 | 3 | 2 | 1 | 0.0 | 0.0 | 0 | 0 | 0 | 0 | 0 | 0 |
| Sep 28 | Phi | W | 1/1 | 2 | 1 | 1 | 0.0 | 0.0 | 0 | 0 | 0 | 0 | 0 | 0 |
| Oct 5 | KC | W | 1/1 | 7 | 4 | 3 | 0.0 | 0.0 | 0 | 0 | 0 | 0 | 0 | 0 |
| Oct 13 | at StL | W | 1/1 | 4 | 4 | 0 | 0.0 | 0.0 | 0 | 0 | 1 | 0 | 0 | 0 |
| Oct 19 | at Den | L | 1/1 | 0 | 0 | 0 | 0.0 | 0.0 | 0 | 0 | 0 | 0 | 0 | 0 |
| Nov 2 | StL | L | 1/1 | 5 | 2 | 3 | 0.0 | 0.0 | 0 | 0 | 0 | 0 | 0 | 0 |
| Nov 9 | at NO | W | 1/1 | 7 | 5 | 2 | 0.0 | 0.0 | 0 | 0 | 1 | 0 | 0 | 0 |
| Nov 16 | at NYG | W | 1/1 | 5 | 4 | 1 | 0.0 | 0.0 | 1 | 17 | 2 | 0 | 0 | 0 |
| Nov 23 | Was | W | 1/1 | 5 | 4 | 1 | 0.0 | 0.0 | 0 | 0 | 1 | 0 | 0 | 0 |
| Nov 27 | Sea | L | 1/1 | 4 | 4 | 0 | 0.0 | 0.0 | 0 | 0 | 0 | 0 | 0 | 0 |
| Dec 7 | at Oak | L | 1/1 | 3 | 2 | 1 | 0.0 | 0.0 | 0 | 0 | 0 | 0 | 0 | 0 |
| Dec 14 | at Sea | L | 1/1 | 3 | 3 | 0 | 0.0 | 0.0 | 1 | 73 | 1 | 0 | 0 | 0 |
| Dec 20 | SD | L | 1/1 | 1 | 1 | 0 | 0.0 | 0.0 | 0 | 0 | 0 | 0 | 0 | 0 |
| Dec 28 | Arz | W | – | INACTIVE (Concussion) | | | | | – | – | – | – | – | – |
| **TOTALS** | | | **15/15** | **55** | **39** | **16** | **0.0** | **0.0** | **3** | **138** | **7** | **0** | **0** | **0** |

**2015**

| Date | Opp | W/L | P/S | Tot | Sol | Ast | Sk | Yds | Int | Yds | PD | FF | FR | Yds |
|---|---|---|---|---|---|---|---|---|---|---|---|---|---|---|
| Sep 14 | Min | W | 1/1 | 2 | 2 | 0 | 0.0 | 0.0 | 0 | 0 | 0 | 0 | 0 | 0 |
| Sep 20 | at Pit | L | 1/1 | 4 | 3 | 1 | 0.0 | 0.0 | 0 | 0 | 1 | 0 | 0 | 0 |
| Sep 27 | at Arz | L | 1/1 | 5 | 2 | 3 | 0.0 | 0.0 | 0 | 0 | 0 | 0 | 0 | 0 |
| Oct 4 | GB | L | 1/1 | 5 | 4 | 1 | 0.0 | 0.0 | 0 | 0 | 0 | 0 | 0 | 0 |
| Oct 11 | at NYG | L | 1/1 | 4 | 2 | 2 | 0.0 | 0.0 | 0 | 0 | 0 | 0 | 0 | 0 |
| Oct 18 | Bal | W | 1/1 | 6 | 3 | 3 | 0.0 | 0.0 | 0 | 0 | 1 | 0 | 0 | 0 |
| Oct 22 | Sea | L | 1/1 | 3 | 2 | 1 | 0.0 | 0.0 | 0 | 0 | 1 | 0 | 0 | 0 |
| Nov 1 | at StL | L | 1/1 | 3 | 2 | 1 | 0.0 | 0.0 | 0 | 0 | 1 | 0 | 0 | 0 |
| Nov 8 | Atl | W | 1/1 | 5 | 5 | 0 | 0.0 | 0.0 | 0 | 0 | 0 | 0 | 0 | 0 |
| Nov 22 | at Sea | L | 1/1 | 13 | 9 | 4 | 0.0 | 0.0 | 0 | 0 | 0 | 0 | 0 | 0 |
| Nov 29 | Arz | L | 1/1 | 3 | 3 | 0 | 0.0 | 0.0 | 0 | 0 | 1 | 0 | 0 | 0 |
| Dec 6 | at Chi | W | 1/1 | 3 | 3 | 0 | 0.0 | 0.0 | 0 | 0 | 0 | 0 | 0 | 0 |
| Dec 13 | at Cle | L | 1/1 | 9 | 8 | 1 | 0.0 | 0.0 | 0 | 0 | 0 | 1 | 0 | 0 |
| Dec 20 | Cin | L | 1/1 | 4 | 3 | 1 | 1.0 | 3.0 | 0 | 0 | 0 | 0 | 0 | 0 |
| Dec 27 | at Det | L | 1/1 | 6 | 6 | 0 | 0.0 | 0.0 | 0 | 0 | 0 | 0 | 0 | 0 |
| Jan 3 | StL | W | 1/1 | 6 | 2 | 4 | 0.0 | 0.0 | 0 | 0 | 2 | 0 | 0 | 0 |
| **TOTALS** | | | **16/16** | **81** | **59** | **22** | **1.0** | **3.0** | **0** | **0** | **7** | **1** | **0** | **0** |

**2016**

| Date | Opp | W/L | P/S | Tot | Sol | Ast | Sk | Yds | Int | Yds | PD | FF | FR | Yds |
|---|---|---|---|---|---|---|---|---|---|---|---|---|---|---|
| Sep 12 | LAR | W | 1/1 | 7 | 5 | 2 | 0.0 | 0.0 | 0 | 0 | 0 | 0 | 0 | 0 |
| Sep 18 | at Car | L | 1/1 | 9 | 6 | 3 | 0.0 | 0.0 | 0 | 0 | 0 | 0 | 0 | 0 |
| Sep 25 | at Sea | L | 1/1 | 13 | 10 | 3 | 0.0 | 0.0 | 0 | 0 | 1 | 0 | 0 | 0 |
| Oct 2 | Dal | L | 1/1 | 5 | 4 | 1 | 0.0 | 0.0 | 0 | 0 | 1 | 0 | 0 | 0 |
| Oct 6 | Arz | L | 1/1 | 8 | 2 | 6 | 0.0 | 0.0 | 0 | 0 | 0 | 1 | 0 | 0 |
| Oct 16 | at Buf | L | 1/1 | 7 | 6 | 1 | 0.0 | 0.0 | 0 | 0 | 0 | 0 | 0 | 0 |
| Oct 23 | TB | L | 1/1 | 8 | 8 | 0 | 0.0 | 0.0 | 0 | 0 | 0 | 0 | 0 | 0 |
| Nov 6 | NO | L | 1/1 | 9 | 4 | 5 | 0.0 | 0.0 | 0 | 0 | 1 | 0 | 0 | 0 |
| Nov 13 | at Arz | L | 1/1 | 7 | 4 | 3 | 0.0 | 0.0 | 1 | 13 | 2 | 0 | 0 | 0 |
| Nov 20 | NE | L | 1/1 | 8 | 6 | 2 | 0.0 | 0.0 | 0 | 0 | 0 | 0 | 0 | 0 |
| **PLACED ON INJURED RESERVE (Bicep) ON 11/22** | | | | | | | | | | | | | | |
| **TOTALS** | | | **10/10** | **81** | **55** | **26** | **0.0** | **0.0** | **1** | **13** | **5** | **1** | **0** | **0** |



# ALDRICK ROBINSON

19

WR » 5-10 » 187 » SOUTHERN METHODIST

9.24.88 » WAXAHACHIE, TX » WAXAHACHIE HS, WAXAHACHIE, TX » 5TH YEAR » ACQUIRED FA IN '17

## 2017 HIGHLIGHTS

- Played in all 16 games (1 start) and recorded 19 recepts. for 260 yds. and 2 TDs, while adding 5 tackles and 1 FR on special teams.
- Registered his 1st career special teams FR vs. LAR (9/21), catching the loose ball from Rams WR Pharoh Cooper that was knocked out by WR Victor Bolden Jr. The takeway led to a 1-yd. TD run by RB Carlos Hyde.
- Hauled in a 45-yd. TD pass from QB C.J. Beathard at Was. (10/15), marking his 1st TD with 49ers and 8th of his career.
- Caught a 12-yd. TD pass from QB Jimmy Garoppolo at LAR (12/31), marking his 2nd TD of the season and 9th of his career.

## GOLDMINE

- Outside of football, Robinson is an avid bowler. Despite only picking up the game four years ago, he is already a semi-pro and has a goal of being a professional bowler after his NFL career. As someone who ran track in high school, Robinson appreciates finding another sport with the rare quality where the athlete controls the entire outcome. On two occasions, he has been one throw away from a perfect game and currently has a high score of 290. Robinson also has goals of passing on the game of bowling to his son, Aldrick Robinson Jr., who already has his own bowling ball.
- In his spare time, Robinson often visits hospitals and spends time with the less fortunate. Growing up, his cousin spent a lot of time in the hospital and he used to visit her every day.

## ROBINSON'S GOLDEN NUGGETS

- Spent time with current 49ers head coach Kyle Shanahan when he was an offensive coordinator in Washington (2011-13) and Atlanta (2016).
- Ranks second in Southern Methodist school history in rec. yds. (3,313) and TD recepts. (30) behind Denver Broncos WR Emmanuel Sanders (3,791 rec. yds. and 34 TD recepts.).

## ROBINSON'S GAME-BY-GAME

**2017**

| Date | Opp | W/L | P/S | Rec | Yds | Avg | Lg | TD |
|---|---|---|---|---|---|---|---|---|
| Sep 10 | Car | L | 1/0 | 1 | 7 | 7.0 | 7 | 0 |
| Sep 17 | at Sea | L | 1/0 | 0 | 0 | – | – | 0 |
| Sep 21 | LAR | L | 1/0 | 2 | 23 | 11.5 | 17 | 0 |
| Oct 1 | at Arz | L | 1/0 | 3 | 52 | 17.3 | 24 | 0 |
| Oct 8 | at Ind | L | 1/0 | 1 | 5 | 5.0 | 5 | 0 |
| Oct 15 | at Was | L | 1/0 | 2 | 66 | 33.0 | 45t | 1 |
| Oct 22 | Dal | L | 1/0 | 1 | 15 | 15.0 | 15 | 0 |
| Oct 29 | at Phi | L | 1/0 | 0 | 0 | – | 0 | 0 |
| Nov 5 | Arz | L | 1/1 | 2 | 18 | 9.0 | 11 | 0 |
| Nov 12 | NYG | W | 1/0 | 1 | 12 | 12.0 | 12 | 0 |
| Nov 26 | Sea | L | 1/0 | 1 | 8 | 8.0 | 8 | 0 |
| Dec 3 | at Chi | W | 1/0 | 0 | 0 | – | 0 | 0 |
| Dec 10 | at Hou | W | 1/0 | 2 | 27 | 13.5 | 27 | 0 |
| Dec 17 | Ten | W | 1/0 | 1 | 3 | 3.0 | 3 | 0 |
| Dec 24 | Jax | W | 1/0 | 1 | 12 | 12.0 | 12 | 0 |
| Dec 31 | at LAR | W | 1/0 | 1 | 12 | 12.0 | 12 | 1 |
| **TOTALS** | | | **16/1** | **19** | **260** | **13.7** | **45t** | **2** |

## ROBINSON'S CAREER STATISTICS

| | | | | RECEIVING | | | | | RUSHING | | | | |
|---|---|---|---|---|---|---|---|---|---|---|---|---|---|
| YEAR | TEAM | GP | GS | NO | YDS | AVG | LG | TD | ATT | YDS | AVG | LG | TD |
| 2011 | WAS | 0 | 0 | 0 | 0 | – | – | 0 | 0 | 0 | – | – | 0 |
| 2012 | WAS | 15 | 2 | 11 | 237 | 21.5 | 68t | 3 | 1 | 14 | 14.0 | 14 | 0 |
| 2013 | WAS | 16 | 1 | 18 | 365 | 20.3 | 62 | 2 | 3 | –4 | –1.3 | 9 | 0 |
| 2014 | WAS | 5 | 0 | 1 | 6 | 6.0 | 6 | 0 | 0 | 0 | – | – | 0 |
| 2015 | Out of Football | | | | | | | | | | | | |
| 2016 | ATL | 16 | 1 | 20 | 323 | 16.2 | 59 | 2 | 0 | 0 | – | – | 0 |
| 2017 | SF | 16 | 1 | 19 | 260 | 13.7 | 45t | 2 | 0 | 0 | – | – | 0 |
| **TOTALS** | | **68** | **5** | **69** | **1,191** | **17.3** | **68t** | **9** | **4** | **10** | **2.5** | **14** | **0** |

**PLAYOFFS**

| | | | | RECEIVING | | | | | RUSHING | | | | |
|---|---|---|---|---|---|---|---|---|---|---|---|---|---|
| YEAR | TEAM | GP | GS | NO | YDS | AVG | LG | TD | ATT | YDS | AVG | LG | TD |
| 2012 | WAS | 1 | 0 | 0 | 0 | – | – | 0 | 0 | 0 | – | – | 0 |
| 2016 | ATL | 3 | 0 | 0 | 0 | – | – | 0 | 0 | 0 | – | – | 0 |
| **TOTALS** | | **4** | **0** | **0** | **0** | **–** | **–** | **0** | **0** | **0** | **–** | **–** | **0** |

**Additional Statistics:**
**Kickoff Returns – 2:** 2016 (2)
**Kickoff Return Yards – 27:** 2016 (27)
**Special Teams Tackles – 5:** 2017 (5)
**Special Teams Fumble Recoveries – 1:** 2017 (1)

**Milestones:**
**NFL Debut:** at NO (9/9/12); **First Start:** at StL (9/16/12); **First Reception:** at NO (9/9/12 – 5–yd. pass from QB Robert Griffin III); **First TD Reception:** at NO (9/9/12 – 5–yd. TD pass from QB Robert Griffin III); **100–yd. Games:** 1, vs. SF (12/18/16 – 111–yds.)

## ROBINSON'S CAREER HIGHS

**Receptions:** 4 (4 times) Last vs. SF (12/18/16)
**Receiving Yards:** 111 vs. SF (12/18/16)
**Long Reception:** 68t at Dal. (11/22/12)
**TD Receptions:** 1 (9 times) Last at LAR (12/31/17)

**Rushes:** 1 (4 times) Last at NYG (12/29/13)
**Rushing Yards:** 14 at NYG (10/21/12)
**Long Rush:** 14 at NYG (10/21/12)

## ROBINSON'S TRANSACTIONS

Originally a 6th–round (178th overall) draft choice by Was. in 2011...Waived by Was. on 9/3/11...Signed to Was. practice squad on 9/4/11...Promoted to Was. active roster on 12/27/11...Re–signed by Was. on 2/6/12...Waived by Was. on 12/6/14...Signed to Bal. practice squad on 12/9/14...Signed by Bal. on 1/22/15...Waived by Bal. on 8/31/15...Signed by Atl. on 3/15/16...Signed a two–year deal with SF on 3/10/17.

## 2016 (ATLANTA)

- Saw action in 16 games (1 start) and registered 20 recepts. for 323 yds. and 2 TDs. Appeared in all three postseason contests.
- Recorded 2 recepts. for 45 yds. and 1 TD vs. Car. (10/2), a 35-yd. TD pass from Falcons QB Matt Ryan.
- Started vs. SF (12/18) and registered the 1st 100-yd. rec. game of his career, totaling 4 recepts. for 111 yds.

## 2014 (WASHINGTON/BALTIMORE)

- Appeared in 5 games with Was. and recorded 1 recept. for 6 yds.
- Waived by Was. on 12/6, signed with Bal. on 12/9 and spent the final month of the season on the Ravens practice squad.

## 2013 (WASHINGTON)

- Saw action in all 16 games (1 start) and totaled 18 recepts. for a career-high 365 yds. and 2 TDs.
- Registered 2 recepts. for 75 yds. and 1 TD vs. Chi. (10/20), a 45-yd. TD recept. from Redskins QB Robert Griffin III.
- Hauled in a 41-yd. TD recept. at Phi. (11/17).

## 2012 (WASHINGTON)

- Appeared in 15 games (2 starts) and recorded 11 recepts. for 237 yds. and 3 TDs. Saw action in the team's lone playoff game.
- Made his NFL debut at NO (9/9) and registered 4 recepts. for 52 yds. and 1 TD, a 5-yd. TD pass from Redskins QB Robert Griffin III.
- Recorded a 68-yd. TD recept. at Dal. (11/22), the longest recept. of his career.

## 2011 (WASHINGTON)

- Spent the majority of the season on the team's practice squad. Promoted to the active roster on 12/27 and was inactive for Week 17.

## COLLEGE

Appeared in 46 games during his four-year career at SMU. Finished his career ranked 2nd in rec. yds. (3,3,13) and rec. TDs. (30) while ranking 7th in recepts. (181). Saw action in 14 games as a senior and recorded 65 recepts. for a team-high 1,301 yds. and a Mustang single-season record 14 TDs. Earned First-Team All-Conference USA honors in 2010. In 2009, totaled 47 recepts. for 800 yds. and 5 TDs. Started 10 games and registered 59 recepts. for 1,407 yds. and 11 TDs in 2008. As a freshman in 2007, recorded 10 recepts. for 166 yds.

## PERSONAL

- Majored in philosophy at Southern Methodist.
- Attended Waxahachie (TX) HS, where he earned team MVP honors as a senior with 29 recepts. for 647 yds. and 8 TDs.
- Born Aldrick Lamonte Robinson (9/24/88) in Waxahachie, TX.

## ROBINSON'S GAME-BY-GAME

**2011 (Washington)**

| Date | Opp | W/L | P/S | Rec | Yds | Avg | Lg | TD |
|---|---|---|---|---|---|---|---|---|
| Sep 11 | NYG | W | – | | PRACTICE SQUAD | – | – | – |
| Sep 18 | Arz | W | – | | PRACTICE SQUAD | – | – | – |
| Sep 26 | at Dal | L | – | | PRACTICE SQUAD | – | – | – |
| Oct 2 | at StL | W | – | | PRACTICE SQUAD | – | – | – |
| Oct 16 | Phi | L | – | | PRACTICE SQUAD | – | – | – |
| Oct 23 | at Car | L | – | | PRACTICE SQUAD | – | – | – |
| Oct 30 | at Buf | L | – | | PRACTICE SQUAD | – | – | – |
| Nov 6 | SF | L | – | | PRACTICE SQUAD | – | – | – |
| Nov 13 | at Mia | L | – | | PRACTICE SQUAD | – | – | – |
| Nov 20 | Dal | L | – | | PRACTICE SQUAD | – | – | – |
| Nov 27 | at Sea | W | – | | PRACTICE SQUAD | – | – | – |
| Dec 4 | NYJ | L | – | | PRACTICE SQUAD | – | – | – |
| Dec 11 | NE | L | – | | PRACTICE SQUAD | – | – | – |
| Dec 18 | at NYG | W | – | | PRACTICE SQUAD | – | – | – |
| Dec 24 | Min | L | – | | PRACTICE SQUAD | – | – | – |
| **PROMOTED TO WAS ACTIVE ROSTER ON 12/27** | | | | | | | | |
| Jan 1 | at Phi | L | – | – | INACTIVE | – | – | – |
| **TOTALS** | | | **0/0** | **0** | **0** | **–** | **–** | **0** |

**2012 (Washington)**

| Date | Opp | W/L | P/S | Rec | Yds | Avg | Lg | TD |
|---|---|---|---|---|---|---|---|---|
| Sep 9 | at NO | W | 1/0 | 4 | 52 | 13.0 | 29 | 1 |
| Sep 16 | at StL | L | 1/1 | 2 | 40 | 20.0 | 28 | 0 |
| Sep 23 | Cin | L | 1/0 | 1 | 12 | 12.0 | 12 | 0 |
| Sep 30 | at TB | W | – | – | INACTIVE | – | – | – |
| Oct 7 | Atl | L | 1/0 | 1 | 10 | 10.0 | 10 | 0 |
| Oct 14 | Min | W | 1/0 | 0 | 0 | – | – | 0 |
| Oct 21 | at NYG | L | 1/0 | 0 | 0 | – | – | 0 |
| Oct 28 | at Pit | L | 1/0 | 0 | 0 | – | – | 0 |
| Nov 4 | Car | L | 1/1 | 1 | 6 | 6.0 | 6 | 0 |
| Nov 18 | Phi | W | 1/0 | 1 | 49 | 49.0 | 49t | 1 |
| Nov 22 | at Dal | W | 1/0 | 1 | 68 | 68.0 | 68t | 1 |
| Dec 3 | NYG | W | 1/0 | 0 | 0 | – | – | 0 |
| Dec 9 | Bal | W | 1/0 | 0 | 0 | – | – | 0 |
| Dec 16 | at Cle | W | 1/0 | 0 | 0 | – | – | 0 |
| Dec 23 | at Phi | W | 1/0 | 0 | 0 | – | – | 0 |
| Dec 30 | Dal | W | 1/0 | 0 | 0 | – | – | 0 |
| **TOTALS** | | | **15/2** | **11** | **237** | **21.5** | **68t** | **3** |

**2012 Postseason (Washington)**

| Date | Opp | W/L | P/S | Rec | Yds | Avg | Lg | TD |
|---|---|---|---|---|---|---|---|---|
| Jan 6 | Sea | L | 1/0 | 0 | 0 | – | – | 0 |
| **TOTALS** | | | **1/0** | **0** | **0** | **–** | **–** | **0** |

**2013 (Washington)**

| Date | Opp | W/L | P/S | Rec | Yds | Avg | Lg | TD |
|---|---|---|---|---|---|---|---|---|
| Sep 9 | Phi | L | 1/0 | 0 | 0 | – | – | 0 |
| Sep 15 | at GB | L | 1/0 | 1 | 13 | 13.0 | 13 | 0 |
| Sep 22 | Det | L | 1/0 | 0 | 0 | – | – | 0 |
| Sep 29 | at Oak | W | 1/0 | 0 | 0 | – | – | 0 |
| Oct 13 | at Dal | L | 1/0 | 0 | 0 | – | – | 0 |
| Oct 20 | Chi | W | 1/0 | 2 | 75 | 37.5 | 45t | 1 |
| Oct 27 | at Den | L | 1/0 | 0 | 0 | – | – | 0 |
| Nov 3 | SD | W | 1/0 | 1 | 4 | 4.0 | 4 | 0 |
| Nov 7 | at Min | L | 1/0 | 0 | 0 | – | – | 0 |
| Nov 17 | at Phi | L | 1/0 | 2 | 60 | 30.0 | 41t | 1 |
| Nov 25 | SF | L | 1/0 | 0 | 0 | – | – | 0 |
| Dec 1 | NYG | L | 1/0 | 0 | 0 | – | – | 0 |
| Dec 8 | KC | L | 1/0 | 4 | 67 | 16.8 | 30 | 0 |
| Dec 15 | at Atl | L | 1/0 | 4 | 99 | 24.8 | 62 | 0 |
| Dec 22 | Dal | L | 1/0 | 1 | 14 | 14.0 | 14 | 0 |
| Dec 29 | at NYG | L | 1/1 | 3 | 33 | 11.0 | 14 | 0 |
| **TOTALS** | | | **16/1** | **18** | **365** | **20.3** | **62** | **2** |

**2014 (Washington/Baltimore)**

| Date | Opp | W/L | P/S | Rec | Yds | Avg | Lg | TD |
|---|---|---|---|---|---|---|---|---|
| Sep 7 | at Hou | L | 1/0 | 0 | 0 | – | – | 0 |
| Sep 14 | Jax | W | 1/0 | 1 | 6 | 6.0 | 6 | 0 |
| Sep 21 | at Phi | L | 1/0 | 0 | 0 | – | – | 0 |
| Sep 25 | NYG | L | 1/0 | 0 | 0 | – | – | 0 |
| Oct 6 | Sea | L | 1/0 | 0 | 0 | – | – | 0 |
| Oct 12 | at Arz | L | – | – | INACTIVE | – | – | – |
| Oct 19 | Ten | W | – | – | INACTIVE | – | – | – |
| Oct 27 | at Dal | W | – | – | INACTIVE | – | – | – |
| Nov 2 | at Min | L | – | – | INACTIVE | – | – | – |
| Nov 16 | TB | L | – | – | INACTIVE | – | – | – |
| Nov 23 | at SF | L | – | – | INACTIVE | – | – | – |
| Nov 30 | at Ind | L | – | – | INACTIVE | – | – | – |
| **WAIVED BY WAS ON 12/6** | | | | | | | | |
| **SIGNED TO BAL PRACTICE SQUAD ON 12/9** | | | | | | | | |
| Dec 14 | Jax | W | – | | PRACTICE SQUAD | – | – | – |
| Dec 21 | at Hou | L | – | | PRACTICE SQUAD | – | – | – |
| Dec 28 | Cle | W | – | | PRACTICE SQUAD | – | – | – |
| **TOTALS** | | | **5/0** | **1** | **6** | **6.0** | **6** | **0** |

**2016 (Atlanta)**

| Date | Opp | W/L | P/S | Rec | Yds | Avg | Lg | TD |
|---|---|---|---|---|---|---|---|---|
| Sep 11 | TB | L | 1/0 | 0 | 0 | – | – | 0 |
| Sep 18 | at Oak | W | 1/0 | 3 | 39 | 13.0 | 20 | 0 |
| Sep 26 | at NO | W | 1/0 | 1 | 4 | 4.0 | 4 | 0 |
| Oct 2 | Car | W | 1/0 | 2 | 48 | 24.0 | 35t | 1 |
| Oct 9 | at Den | W | 1/0 | 0 | 0 | – | – | 0 |
| Oct 16 | at Sea | L | 1/0 | 1 | 8 | 8.0 | 8 | 0 |
| Oct 23 | SD | L | 1/0 | 0 | 0 | – | – | 0 |
| Oct 30 | GB | W | 1/0 | 0 | 0 | – | – | 0 |
| Nov 3 | at TB | W | 1/0 | 0 | 0 | – | – | 0 |
| Nov 13 | at Phi | L | 1/0 | 1 | 2 | 2.0 | 2 | 0 |
| Nov 27 | Arz | W | 1/0 | 0 | 0 | – | – | 0 |
| Dec 4 | KC | L | 1/0 | 2 | 18 | 9.0 | 13 | 1 |
| Dec 11 | at LAR | W | 1/0 | 3 | 42 | 14.0 | 25 | 0 |
| Dec 18 | SF | W | 1/1 | 4 | 111 | 27.8 | 59 | 0 |
| Dec 24 | at Car | W | 1/0 | 1 | 15 | 15.0 | 15 | 0 |
| Jan 1 | NO | W | 1/0 | 2 | 36 | 18.0 | 19 | 0 |
| **TOTALS** | | | **16/1** | **20** | **323** | **16.2** | **59** | **2** |

**2016 Postseason (Atlanta)**

| Date | Opp | W/L | P/S | Rec | Yds | Avg | Lg | TD |
|---|---|---|---|---|---|---|---|---|
| Jan 14 | Sea | W | 1/0 | 0 | 0 | – | – | 0 |
| Jan 22 | GB | W | 1/0 | 0 | 0 | – | – | 0 |
| Feb 2 | NE | L | 1/0 | 0 | 0 | – | – | 0 |
| **TOTALS** | | | **3/0** | **0** | **0** | **–** | **–** | **0** |

# MALCOLM SMITH

51

LB » 6-0 » 225 » SOUTHERN CALIFORNIA

7.5.89 » NORTHRIDGE, CA » TAFT HS, WOODLAND HILLS, CA » 7TH YEAR » ACQUIRED FA IN '17

## AWARDS & HONORS

**2013:** Super Bowl XLVIII MVP

## CAREER HIGHLIGHTS

- As a member of the Seattle Seahawks, earned Super Bowl XLVIII MVP honors vs. Den (2/2/14 - Super Bowl XLVIII) after totaling 9 tackles, a 69-yd. INT return for a TD, 1 FR and 1 special teams tackle.

## GOLDMINE

- Smith and his brother, former NFL WR Steve Smith, founded The Smith Bros. P.L.A.Y. Foundation (Practice Listen Apply Yourself) as a non-profit organization that aims to make a positive impact on youth through education and sports. In 2015, the brothers held their first youth football camp and family fun carnival at their alma mater, Taft High School in Woodland Hills, CA. Other events the Foundation has held include a "Shark-tank" style event called "The 500 Challenge," where under-served Bay Area youth and startup founders teamed up to see who can best pitch their company as well as a Superbowling Fundraiser to raise money for their foundation.

## SMITH'S GOLDEN NUGGETS

- Founded the Smith Bros. P.L.A.Y. Foundation with his brother, former NFL WR Steve Smith, which aims to make a positive impact on youth through education and sports.
- His brother, Steve, was a 2006 All-American wide receiver at USC, who lettered four years with the Trojans (2003-06). Steve played for the New York Giants, Philadelphia Eagles and St. Louis Rams during his six-year NFL career.
- Led the Oakland Raiders in tackles in each of his two seasons (2015-16), including a career-high 143 tackles in 2015.
- Earned Super Bowl XLVIII MVP honors and was a key member in helping the Seattle Seahawks earn back-to-back Super Bowl appearances in 2013 and 2014.

## SMITH'S CAREER STATISTICS

| | | | | TACKLES | | | | | INTERCEPTIONS | | | | | FUMBLES | | |
|---|---|---|---|---|---|---|---|---|---|---|---|---|---|---|---|---|
| YEAR | TEAM | GP | GS | TOT | SOL | AST | SACKS | YDS | INT | YDS | LG | TD | PD | FF | FR | YDS |
| 2011 | SEA | 12 | 0 | 5 | 5 | 0 | 1.0 | 8.0 | 0 | 0 | – | 0 | 0 | 0 | 0 | 0 |
| 2012 | SEA | 16 | 3 | 17 | 9 | 8 | 0.0 | 0.0 | 0 | 0 | – | 0 | 2 | 0 | 0 | 0 |
| 2013 | SEA | 15 | 8 | 50 | 30 | 20 | 1.0 | 8.0 | 2 | 69 | 37t | 1 | 4 | 1 | 0 | 0 |
| 2014 | SEA | 14 | 5 | 33 | 24 | 9 | 0.0 | 0.0 | 0 | 0 | – | 0 | 1 | 2 | 0 | 0 |
| 2015 | OAK | 16 | 16 | 143 | 98 | 45 | 4.0 | 22.0 | 1 | 27 | 27 | 0 | 6 | 2 | 0 | 0 |
| 2016 | OAK | 15 | 14 | 115 | 87 | 28 | 0.0 | 0.0 | 1 | 0 | 0 | 0 | 3 | 2 | 1 | 0 |
| 2017 | SF | – | – | – | INJURED RESERVE (Pectoral) | | | – | – | – | – | – | – | – | – | – |
| **TOTALS** | | **88** | **46** | **363** | **253** | **110** | **6.0** | **38.0** | **4** | **96** | **37t** | **1** | **16** | **7** | **1** | **0** |

**PLAYOFFS**

| | | | | TACKLES | | | | | INTERCEPTIONS | | | | | FUMBLES | | |
|---|---|---|---|---|---|---|---|---|---|---|---|---|---|---|---|---|
| YEAR | TEAM | GP | GS | TOT | SOL | AST | SACKS | YDS | INT | YDS | LG | TD | PD | FF | FR | YDS |
| 2012 | SEA | 2 | 0 | 4 | 4 | 0 | 0.0 | 0.0 | 0 | 0 | – | 0 | 0 | 0 | 0 | 0 |
| 2013 | SEA | 3 | 2 | 22 | 12 | 10 | 0.0 | 0.0 | 2 | 69 | 69t | 1 | 2 | 0 | 1 | 7 |
| 2014 | SEA | 3 | 0 | 1 | 0 | 1 | 0.0 | 0.0 | 0 | 0 | – | 0 | 0 | 0 | 0 | 0 |
| 2016 | OAK | 1 | 1 | 3 | 3 | 0 | 0.0 | 0.0 | 0 | 0 | – | 0 | 2 | 0 | 0 | 0 |
| **TOTALS** | | **9** | **3** | **30** | **19** | **11** | **0.0** | **0.0** | **2** | **69** | **69t** | **1** | **4** | **0** | **1** | **7** |

**Additional Statistics:**

**Special Teams Tackles: Regular Season – 24:** 2011 (11); 2012 (5); 2013 (4); 2014 (4); **Postseason – 3:** 2012 (2); 2013 (1)
**Special Teams Forced Fumbles – 1:** 2011 (1)
**Special Teams Fumble Recoveries – 1:** 2012 (1)
**Punt Blocks – 1:** 2012 (1)

**Milestones:**

**NFL Debut:** at SF (9/11/11); **First Start:** at Chi. (12/2/12); **First FR:** Regular Season – at SD (12/18/16 – RB Kenneth Farrow); Postseason – at Den. (2/2/14 – WR Demaryius Thomas); **First FF:** at Hou. (9/29/13 – RB Ben Tate); **First Sack:** vs. Bal. (11/13/11 – QB Joe Flacco); **First INT:** Regular Season – vs. Arz. (12/22/13 – QB Carson Palmer); Postseason – vs. SF (1/19/13 – QB Colin Kaepernick); **First INT Return for a TD:** Regular Season – vs. StL (12/29/13 – QB Kellen Clemens); Postseason – at Den. (2/2/14 – QB Peyton Manning)

## SMITH'S CAREER HIGHS

**Total Tackles:** Regular Season – 14 vs. SD (12/24/15); Postseason – 9 (2 Times) Last at Den. (2/2/14)
**Solo:** Regular Season – 11 (2 times) Last vs. SD (12/24/15); Postseason – 5 (2 times) Last at Den. (2/2/14)
**Assists:** Regular Season – 6 vs. Arz. (12/22/13); Postseason – 4 (2 times) Last at Den. (2/2/14)
**Passes Defensed:** Regular Season – 2 (3 times) Last at Jax. (10/23/16); Postseason – 2 at Hou. (1/7/17)
**Fumble Recoveries:** Regular Season – 1 at SD (12/18/16); Postseason – 1 at Den. (2/2/14)
**Forced Fumbles:** 1 (7 times) Last vs. Ind. (12/24/16)
**Sacks:** 1.0 (6 times) Last at Det. (11/22/15)
**Interceptions:** Regular Season – 1 (4 times) Last vs. Hou. (11/21/16); Postseason – 1 (2 times) Last at Den. (2/2/14)
**Interception Yards:** Regular Season – 37t vs. StL (12/29/13); Postseason – 69t at Den. (2/2/14)
**Long Interception Return:** Regular Season – 37t vs. StL (12/29/13); Postseason – 69t at Den. (2/2/14)
**Interception Returns For TD:** Regular Season – 37t vs. StL (12/29/13); Postseason – 69t at Den. (2/2/14)

## SMITH'S TRANSACTIONS

Originally a 7th–round (242nd overall) draft choice by Sea. in 2011...Signed a two–year deal with Oak. on 3/11/15...Signed five–year deal with SF on 3/10/17...Placed on the Injured Reserve List on 8/7/17.

## 2016 (OAKLAND)

- Saw action in 15 games (14 starts) and led the team with 115 tackles, 3 PDs, 2 FFs, 1 FR and 1 INT.
- Registered 7 tackles and 1 FF at TB (10/30), forcing the ball loose from Buccaneers TE Cameron Brate.
- Recorded 10 tackles and 1 INT vs. Hou. (11/21), intercepting Texans QB Brock Osweiler.
- Totaled 5 tackles and his 1st career FR at SD (12/18), recovering a fumble of Chargers RB Kenneth Farrow.

## 2015 (OAKLAND)

- Started all 16 games and led the team with a career-high 143 tackles. Ranked 2nd on the team with 4.0 sacks and added 6 PDs, 2 FFs and 1 INT.
- Recorded 8 tackles and 1.0 sack at Cle. (9/27), taking down Browns QB Josh McCown.
- Totaled 5 tackles and 1.0 sack vs. Den. (10/11), taking down Broncos QB Peyton Manning.
- Registered 13 tackles, 2 PDs, 1.0 sack and 1 INT at SD (10/25), intercepting Chargers QB Philip Rivers and returning it 27 yds.
- Recorded a career-high 14 tackles vs. SD (12/14).

## 2014 (SEATTLE)

- Appeared in 14 games (5 starts) and registered 33 tackles, 2 FFs and 1 PD.
- Recorded 10 solo tackles and 1 FF at StL (10/19), stripping the ball away from Rams RB Tre Mason.
- Notched his 2nd consecutive game with a FF at Car. (10/26), knocking the ball loose from Panthers TE Ed Dickson.

## 2013 (SEATTLE)

- Appeared in 15 games (8 starts) and recorded 50 tackles, 4 PDs, 2 INTs and 1.0 sack.
- Registered 8 tackles, 1 PD and 1.0 sack at Arz. (10/17).
- Totaled 8 tackles and 1 INT vs. Arz. (12/22), intercepting Cardinals QB Carson Palmer and returning it 32 yds.
- Recorded an INT for the 2nd consecutive game vs. StL (12/29), intercepting Rams QB Kellen Clemens and returning it 37 yds. for a TD.
- Started and totaled 9 tackles vs. NO (1/11/14 - NFC - D).
- Started and recorded 4 tackles and 1 INT vs. SF (1/19/14 - NFC - C), registering the INT on a tipped pass in the end zone to seal the victory.
- Earned Super Bowl XLVIII MVP honors vs. Den (2/2/14 - Super Bowl XLVIII) after totaling 9 tackles, a 69-yd. INT return for a TD, 1 FR and 1 special teams tackle.

## 2012 (SEATTLE)

- Saw action in all 16 games (3 starts) and recorded 17 tackles and 2 PDs.
- Blocked a punt from Dallas P Chris Jones vs. Dal. (9/16), leading to a recovery in the end zone for a touchdown.
- Recorded 3 tackles on defense and recovered a fumble on special teams vs. Arz. (12/9).

## 2011 (SEATTLE)

- Saw action in 12 games and totaled 5 tackles and 1.0 sack.
- Registered 2 tackles and his 1st career sack vs. Bal. (11/13), taking down Ravens QB Joe Flacco for an 8-yd. loss.

## COLLEGE

Appeared in 47 games during his four-year career at USC and totaled 174 tackles, 2 INTs, 1.0 sack and 2 defensive TDs. Played in 11 games as a senior and registered 78 tackles, 1.0 sack and a 74-yd. INT return for a TD. Saw action in 10 games (9 starts) in 2009 and ranked 2nd on the team with 72 tackles, 3 PDs, 1 FF and a 62-yd. INT return for a TD. Registered 18 tackles while appearing in all 13 games as a sophomore. Saw action all 13 games as a freshman and recorded 6 tackles and 1 FF.

## PERSONAL

- Majored in economics at the University of Southern California.
- Attended Taft (Woodland Hills, CA) HS, where he registered 31 tackles, 10.0 sacks and 4 FRs on defense while adding 919 rushing yds. and 15 TDs on offense despite missing half the season with a leg injury.
- Born Malcolm Xavier Smith (7/5/89) in Northridge, CA.

## INJURY REPORT

**2011:** Inactive at Pit. (9/18) and at NYG (10/9) with a hamstring injury. Inactive two games [vs. SF (12/24) and at Arz. (1/1/12)] with a concussion.

**2013:** Inactive vs. Jax. (9/22) with a hamstring injury.

**2014:** Inactive two games [vs. Oak. (11/2) and vs. NYG (11/9)] with a groin injury.

**2017:** Placed on the Injured Reserve List on 8/7 with a pectoral injury.

## SMITH'S GAME-BY-GAME

**2011 (Seattle)**

| Date | Opp | W/L | P/S | Tot | Sol | Ast | Sk | Yds | Int | Yds | PD | FF | FR | Yds |
|---|---|---|---|---|---|---|---|---|---|---|---|---|---|---|
| Sep 11 | at SF | L | 1/0 | 0 | 0 | 0 | 0.0 | 0.0 | 0 | 0 | 0 | 0 | 0 | 0 |
| Sep 18 | at Pit | L | – | – | INACTIVE (Hamstring) | | | | | – | – | – | – | – |
| Sep 25 | Arz | W | 1/0 | 0 | 0 | 0 | 0.0 | 0.0 | 0 | 0 | 0 | 0 | 0 | 0 |
| Oct 2 | Atl | L | 1/0 | 0 | 0 | 0 | 0.0 | 0.0 | 0 | 0 | 0 | 0 | 0 | 0 |
| Oct 9 | at NYG | W | – | – | INACTIVE (Hamstring) | | | | | – | – | – | – | – |
| Oct 23 | at Cle | L | 1/0 | 0 | 0 | 0 | 0.0 | 0.0 | 0 | 0 | 0 | 0 | 0 | 0 |
| Oct 30 | Cin | L | 1/0 | 0 | 0 | 0 | 0.0 | 0.0 | 0 | 0 | 0 | 0 | 0 | 0 |
| Nov 6 | at Dal | L | 1/0 | 1 | 1 | 0 | 0.0 | 0.0 | 0 | 0 | 0 | 0 | 0 | 0 |
| Nov 13 | Bal | W | 1/0 | 2 | 2 | 0 | 1.0 | 8.0 | 0 | 0 | 0 | 0 | 0 | 0 |
| Nov 20 | at StL | W | 1/0 | 2 | 2 | 0 | 0.0 | 0.0 | 0 | 0 | 0 | 0 | 0 | 0 |
| Nov 27 | Was | L | 1/0 | 0 | 0 | 0 | 0.0 | 0.0 | 0 | 0 | 0 | 0 | 0 | 0 |
| Dec 1 | Phi | W | 1/0 | 0 | 0 | 0 | 0.0 | 0.0 | 0 | 0 | 0 | 0 | 0 | 0 |
| Dec 12 | StL | W | 1/0 | 0 | 0 | 0 | 0.0 | 0.0 | 0 | 0 | 0 | 0 | 0 | 0 |
| Dec 18 | at Chi | W | 1/0 | 0 | 0 | 0 | 0.0 | 0.0 | 0 | 0 | 0 | 0 | 0 | 0 |
| Dec 24 | SF | L | – | – | INACTIVE (Concussion) | | | | | – | – | – | – | – |
| Jan 1 | at Arz | L | – | – | INACTIVE (Concussion) | | | | | – | – | – | – | – |
| **TOTALS** | | | **12/0** | **5** | **5** | **0** | **1.0** | **8.0** | **0** | **0** | **0** | **0** | **0** | **0** |

**2012 (Seattle)**

| Date | Opp | W/L | P/S | Tot | Sol | Ast | Sk | Yds | Int | Yds | PD | FF | FR | Yds |
|---|---|---|---|---|---|---|---|---|---|---|---|---|---|---|
| Sep 9 | at Arz | L | 1/0 | 0 | 0 | 0 | 0.0 | 0.0 | 0 | 0 | 0 | 0 | 0 | 0 |
| Sep 16 | Dal | W | 1/0 | 0 | 0 | 0 | 0.0 | 0.0 | 0 | 0 | 0 | 0 | 0 | 0 |
| Sep 24 | GB | W | 1/0 | 0 | 0 | 0 | 0.0 | 0.0 | 0 | 0 | 0 | 0 | 0 | 0 |
| Sep 30 | at StL | L | 1/0 | 2 | 2 | 0 | 0.0 | 0.0 | 0 | 0 | 0 | 0 | 0 | 0 |
| Oct 7 | at Car | W | 1/0 | 0 | 0 | 0 | 0.0 | 0.0 | 0 | 0 | 0 | 0 | 0 | 0 |
| Oct 14 | NE | W | 1/0 | 0 | 0 | 0 | 0.0 | 0.0 | 0 | 0 | 0 | 0 | 0 | 0 |
| Oct 18 | at SF | L | 1/0 | 0 | 0 | 0 | 0.0 | 0.0 | 0 | 0 | 0 | 0 | 0 | 0 |
| Oct 28 | at Det | L | 1/0 | 0 | 0 | 0 | 0.0 | 0.0 | 0 | 0 | 0 | 0 | 0 | 0 |
| Nov 4 | Min | W | 1/0 | 0 | 0 | 0 | 0.0 | 0.0 | 0 | 0 | 0 | 0 | 0 | 0 |
| Nov 11 | NYJ | W | 1/0 | 0 | 0 | 0 | 0.0 | 0.0 | 0 | 0 | 0 | 0 | 0 | 0 |
| Nov 25 | at Mia | L | 1/0 | 0 | 0 | 0 | 0.0 | 0.0 | 0 | 0 | 0 | 0 | 0 | 0 |
| Dec 2 | at Chi | W | 1/1 | 2 | 2 | 0 | 0.0 | 0.0 | 0 | 0 | 0 | 0 | 0 | 0 |
| Dec 9 | Arz | W | 1/1 | 3 | 2 | 1 | 0.0 | 0.0 | 0 | 0 | 0 | 0 | 0 | 0 |
| Dec 16 | at Buf | W | 1/0 | 1 | 1 | 0 | 0.0 | 0.0 | 0 | 0 | 1 | 0 | 0 | 0 |
| Dec 23 | SF | W | 1/0 | 5 | 0 | 5 | 0.0 | 0.0 | 0 | 0 | 0 | 0 | 0 | 0 |
| Dec 30 | StL | W | 1/1 | 4 | 2 | 2 | 0.0 | 0.0 | 0 | 0 | 1 | 0 | 0 | 0 |
| **TOTALS** | | | **16/3** | **17** | **9** | **8** | **0.0** | **0.0** | **0** | **0** | **2** | **0** | **0** | **0** |

**2012 Postseason (Seattle)**

| Date | Opp | W/L | P/S | Tot | Sol | Ast | Sk | Yds | Int | Yds | PD | FF | FR | Yds |
|---|---|---|---|---|---|---|---|---|---|---|---|---|---|---|
| Jan 6 | at Was | W | 1/0 | 2 | 2 | 0 | 0.0 | 0.0 | 0 | 0 | 0 | 0 | 0 | 0 |
| Jan 13 | at Atl | L | 1/0 | 2 | 2 | 0 | 0.0 | 0.0 | 0 | 0 | 0 | 0 | 0 | 0 |
| **TOTALS** | | | **2/0** | **4** | **4** | **0** | **0.0** | **0.0** | **0** | **0** | **0** | **0** | **0** | **0** |

**2013 (Seattle)**

| Date | Opp | W/L | P/S | Tot | Sol | Ast | Sk | Yds | Int | Yds | PD | FF | FR | Yds |
|---|---|---|---|---|---|---|---|---|---|---|---|---|---|---|
| Sep 8 | at Car | W | 1/1 | 2 | 2 | 0 | 0.0 | 0.0 | 0 | 0 | 0 | 0 | 0 | 0 |
| Sep 15 | SF | W | 1/1 | 3 | 1 | 2 | 0.0 | 0.0 | 0 | 0 | 0 | 0 | 0 | 0 |
| Sep 22 | Jax | W | – | – | INACTIVE (Hamstring) | | | | | – | – | – | – | – |
| Sep 29 | at Hou | W | 1/1 | 5 | 4 | 1 | 0.0 | 0.0 | 0 | 0 | 0 | 1 | 0 | 0 |
| Oct 6 | at Ind | L | 1/0 | 0 | 0 | 0 | 0.0 | 0.0 | 0 | 0 | 0 | 0 | 0 | 0 |
| Oct 13 | Ten | W | 1/1 | 4 | 3 | 1 | 0.0 | 0.0 | 0 | 0 | 0 | 0 | 0 | 0 |
| Oct 17 | at Arz | W | 1/1 | 8 | 6 | 2 | 1.0 | 8.0 | 0 | 0 | 1 | 0 | 0 | 0 |
| Oct 28 | at StL | W | 1/0 | 1 | 1 | 0 | 0.0 | 0.0 | 0 | 0 | 0 | 0 | 0 | 0 |
| Nov 3 | TB | W | 1/0 | 0 | 0 | 0 | 0.0 | 0.0 | 0 | 0 | 0 | 0 | 0 | 0 |
| Nov 10 | at Atl | W | 1/0 | 0 | 0 | 0 | 0.0 | 0.0 | 0 | 0 | 0 | 0 | 0 | 0 |
| Nov 17 | Min | W | 1/0 | 2 | 1 | 1 | 0.0 | 0.0 | 0 | 0 | 1 | 0 | 0 | 0 |
| Dec 2 | NO | W | 1/0 | 3 | 2 | 1 | 0.0 | 0.0 | 0 | 0 | 0 | 0 | 0 | 0 |
| Dec 8 | at SF | L | 1/0 | 4 | 3 | 1 | 0.0 | 0.0 | 0 | 0 | 0 | 0 | 0 | 0 |
| Dec 15 | at NYG | W | 1/1 | 5 | 4 | 1 | 0.0 | 0.0 | 0 | 0 | 0 | 1 | 0 | 0 |
| Dec 22 | Arz | L | 1/1 | 8 | 2 | 6 | 0.0 | 0.0 | 1 | 32 | 1 | 0 | 0 | 0 |
| Dec 29 | StL | W | 1/1 | 5 | 1 | 4 | 0.0 | 0.0 | 1 | 37t | 1 | 0 | 0 | 0 |
| **TOTALS** | | | **15/8** | **50** | **30** | **20** | **1.0** | **8.0** | **2** | **69** | **4** | **1** | **0** | **0** |

**2013 Postseason (Seattle)**

| Date | Opp | W/L | P/S | Tot | Sol | Ast | Sk | Yds | Int | Yds | PD | FF | FR | Yds |
|---|---|---|---|---|---|---|---|---|---|---|---|---|---|---|
| Jan 11 | NO | W | 1/1 | 9 | 5 | 4 | 0.0 | 0.0 | 0 | 0 | 0 | 0 | 0 | 0 |
| Jan 19 | SF | W | 1/1 | 4 | 2 | 2 | 0.0 | 0.0 | 1 | 0 | 1 | 0 | 0 | 0 |
| Feb 2 | at Den | W | 1/0 | 9 | 5 | 4 | 0.0 | 0.0 | 1 | 69t | 1 | 0 | 1 | 7 |
| **TOTALS** | | | **3/2** | **22** | **12** | **10** | **0.0** | **0.0** | **2** | **69t** | **2** | **0** | **1** | **7** |

**2014 (Seattle)**

| Date | Opp | W/L | P/S | Tot | Sol | Ast | Sk | Yds | Int | Yds | PD | FF | FR | Yds |
|---|---|---|---|---|---|---|---|---|---|---|---|---|---|---|
| Sep 4 | GB | W | 1/0 | 1 | 0 | 1 | 0.0 | 0.0 | 0 | 0 | 0 | 0 | 0 | 0 |
| Sep 14 | at SD | L | 1/1 | 5 | 4 | 1 | 0.0 | 0.0 | 0 | 0 | 0 | 0 | 0 | 0 |
| Sep 21 | Den | W | 1/1 | 0 | 0 | 0 | 0.0 | 0.0 | 0 | 0 | 0 | 0 | 0 | 0 |
| Oct 6 | at Was | W | 1/0 | 0 | 0 | 0 | 0.0 | 0.0 | 0 | 0 | 0 | 0 | 0 | 0 |
| Oct 12 | Dal | L | 1/0 | 3 | 1 | 2 | 0.0 | 0.0 | 0 | 0 | 0 | 0 | 0 | 0 |
| Oct 19 | at StL | L | 1/1 | 10 | 10 | 0 | 0.0 | 0.0 | 0 | 0 | 0 | 1 | 0 | 0 |
| Oct 26 | at Car | W | 1/1 | 8 | 4 | 4 | 0.0 | 0.0 | 0 | 0 | 0 | 1 | 0 | 0 |
| Nov 2 | Oak | W | – | – | INACTIVE (Groin) | | | | – | – | – | – | – | – |
| Nov 9 | NYG | W | – | – | INACTIVE (Groin) | | | | – | – | – | – | – | – |
| Nov 16 | at KC | L | 1/1 | 4 | 4 | 0 | 0.0 | 0.0 | 0 | 0 | 1 | 0 | 0 | 0 |
| Nov 23 | Arz | W | 1/0 | 0 | 0 | 0 | 0.0 | 0.0 | 0 | 0 | 0 | 0 | 0 | 0 |
| Nov 27 | at SF | W | 1/0 | 0 | 0 | 0 | 0.0 | 0.0 | 0 | 0 | 0 | 0 | 0 | 0 |
| Dec 7 | at Phi | W | 1/0 | 0 | 0 | 0 | 0.0 | 0.0 | 0 | 0 | 0 | 0 | 0 | 0 |
| Dec 14 | SF | W | 1/0 | 0 | 0 | 0 | 0.0 | 0.0 | 0 | 0 | 0 | 0 | 0 | 0 |
| Dec 21 | at Arz | W | 1/0 | 0 | 0 | 0 | 0.0 | 0.0 | 0 | 0 | 0 | 0 | 0 | 0 |
| Dec 28 | StL | W | 1/0 | 2 | 1 | 1 | 0.0 | 0.0 | 0 | 0 | 0 | 0 | 0 | 0 |
| **TOTALS** | | | **14/5** | **33** | **24** | **9** | **0.0** | **0.0** | **0** | **0** | **1** | **2** | **0** | **0** |

**2014 Postseason (Seattle)**

| Date | Opp | W/L | P/S | Tot | Sol | Ast | Sk | Yds | Int | Yds | PD | FF | FR | Yds |
|---|---|---|---|---|---|---|---|---|---|---|---|---|---|---|
| Jan 10 | Car | W | 1/0 | 0 | 0 | 0 | 0.0 | 0.0 | 0 | 0 | 0 | 0 | 0 | 0 |
| Jan 18 | GB | W | 1/0 | 1 | 0 | 1 | 0.0 | 0.0 | 0 | 0 | 0 | 0 | 0 | 0 |
| Feb 1 | NE | L | 1/0 | 0 | 0 | 0 | 0.0 | 0.0 | 0 | 0 | 0 | 0 | 0 | 0 |
| **TOTALS** | | | **3/0** | **1** | **0** | **1** | **0.0** | **0.0** | **0** | **0** | **0** | **0** | **0** | **0** |

## SMITH'S GAME-BY-GAME

**2015 (Oakland)**

| Date | Opp | W/L | P/S | Tot | Sol | Ast | Sk | Yds | Int | Yds | PD | FF | FR | Yds |
|---|---|---|---|---|---|---|---|---|---|---|---|---|---|---|
| Sep 13 | Cin | L | 1/1 | 10 | 6 | 4 | 0.0 | 0.0 | 0 | 0 | 0 | 0 | 0 | 0 |
| Sep 20 | Bal | W | 1/1 | 12 | 7 | 5 | 0.0 | 0.0 | 0 | 0 | 0 | 0 | 0 | 0 |
| Sep 27 | at Cle | W | 1/1 | 8 | 6 | 2 | 1.0 | 5.0 | 0 | 0 | 1 | 0 | 0 | 0 |
| Oct 4 | at Chi | L | 1/1 | 10 | 6 | 4 | 0.0 | 0.0 | 0 | 0 | 0 | 0 | 0 | 0 |
| Oct 11 | Den | L | 1/1 | 5 | 3 | 2 | 1.0 | 8.0 | 0 | 0 | 1 | 0 | 0 | 0 |
| Oct 25 | at SD | W | 1/1 | 13 | 11 | 2 | 1.0 | 9.0 | 1 | 27 | 2 | 0 | 0 | 0 |
| Nov 1 | NYJ | W | 1/1 | 8 | 6 | 2 | 0.0 | 0.0 | 0 | 0 | 0 | 0 | 0 | 0 |
| Nov 8 | at Pit | L | 1/1 | 6 | 3 | 3 | 0.0 | 0.0 | 0 | 0 | 0 | 0 | 0 | 0 |
| Nov 15 | Min | L | 1/1 | 10 | 7 | 3 | 0.0 | 0.0 | 0 | 0 | 0 | 0 | 0 | 0 |
| Nov 22 | at Det | L | 1/1 | 5 | 4 | 1 | 1.0 | 0.0 | 0 | 0 | 0 | 0 | 0 | 0 |
| Nov 29 | at Ten | W | 1/1 | 10 | 8 | 2 | 0.0 | 0.0 | 0 | 0 | 2 | 0 | 0 | 0 |
| Dec 6 | KC | L | 1/1 | 6 | 4 | 2 | 0.0 | 0.0 | 0 | 0 | 0 | 1 | 0 | 0 |
| Dec 13 | at Den | W | 1/1 | 12 | 8 | 4 | 0.0 | 0.0 | 0 | 0 | 0 | 0 | 0 | 0 |
| Dec 20 | GB | L | 1/1 | 8 | 5 | 3 | 0.0 | 0.0 | 0 | 0 | 0 | 0 | 0 | 0 |
| Dec 24 | SD | W | 1/1 | 14 | 11 | 3 | 0.0 | 0.0 | 0 | 0 | 0 | 1 | 0 | 0 |
| Jan 3 | at KC | L | 1/1 | 6 | 3 | 3 | 0.0 | 0.0 | 0 | 0 | 0 | 0 | 0 | 0 |
| **TOTALS** | | | **16/16** | **143** | **98** | **45** | **4.0** | **22.0** | **1** | **27** | **6** | **2** | **0** | **0** |

**2016 (Oakland)**

| Date | Opp | W/L | P/S | Tot | Sol | Ast | Sk | Yds | Int | Yds | PD | FF | FR | Yds |
|---|---|---|---|---|---|---|---|---|---|---|---|---|---|---|
| Sep 11 | at NO | W | 1/1 | 8 | 4 | 4 | 0.0 | 0.0 | 0 | 0 | 0 | 0 | 0 | 0 |
| Sep 18 | Atl | L | 1/1 | 8 | 6 | 2 | 0.0 | 0.0 | 0 | 0 | 0 | 0 | 0 | 0 |
| Sep 25 | at Ten | W | 1/1 | 6 | 4 | 2 | 0.0 | 0.0 | 0 | 0 | 0 | 0 | 0 | 0 |
| Oct 2 | at Bal | W | 1/1 | 7 | 6 | 1 | 0.0 | 0.0 | 0 | 0 | 0 | 0 | 0 | 0 |
| Oct 9 | SD | W | – | – | – | DID NOT PLAY | | | – | – | – | – | – | – |
| Oct 16 | KC | L | 1/0 | 4 | 2 | 2 | 0.0 | 0.0 | 0 | 0 | 0 | 0 | 0 | 0 |
| Oct 23 | at Jax | W | 1/1 | 7 | 6 | 1 | 0.0 | 0.0 | 0 | 0 | 2 | 0 | 0 | 0 |
| Oct 30 | at TB | W | 1/1 | 7 | 6 | 1 | 0.0 | 0.0 | 0 | 0 | 0 | 1 | 0 | 0 |
| Nov 6 | Den | W | 1/1 | 8 | 8 | 0 | 0.0 | 0.0 | 0 | 0 | 0 | 0 | 0 | 0 |
| Nov 21 | Hou | W | 1/1 | 10 | 9 | 1 | 0.0 | 0.0 | 1 | 0 | 1 | 0 | 0 | 0 |
| Nov 27 | Car | W | 1/1 | 7 | 4 | 3 | 0.0 | 0.0 | 0 | 0 | 0 | 0 | 0 | 0 |
| Dec 4 | Buf | W | 1/1 | 7 | 4 | 3 | 0.0 | 0.0 | 0 | 0 | 0 | 0 | 0 | 0 |
| Dec 8 | at KC | L | 1/1 | 9 | 7 | 2 | 0.0 | 0.0 | 0 | 0 | 0 | 0 | 0 | 0 |
| Dec 18 | at SD | W | 1/1 | 5 | 4 | 1 | 0.0 | 0.0 | 0 | 0 | 0 | 0 | 1 | 0 |
| Dec 24 | Ind | W | 1/1 | 9 | 8 | 1 | 0.0 | 0.0 | 0 | 0 | 0 | 1 | 0 | 0 |
| Jan 1 | at Den | L | 1/1 | 13 | 9 | 4 | 0.0 | 0.0 | 0 | 0 | 0 | 0 | 0 | 0 |
| **TOTALS** | | | **15/14** | **115** | **87** | **28** | **0.0** | **0.0** | **1** | **0** | **3** | **2** | **1** | **0** |

**2016 Postseason (Oakland)**

| Date | Opp | W/L | P/S | Tot | Sol | Ast | Sk | Yds | Int | Yds | PD | FF | FR | Yds |
|---|---|---|---|---|---|---|---|---|---|---|---|---|---|---|
| Jan 7 | at Hou | L | 1/1 | 3 | 3 | 0 | 0.0 | 0.0 | 0 | 0 | 2 | 0 | 0 | 0 |
| **TOTALS** | | | **1/1** | **3** | **3** | **0** | **0.0** | **0.0** | **0** | **0** | **2** | **0** | **0** | **0** |

# JOE STALEY

# 74

T » 6-5 » 315 » CENTRAL MICHIGAN

8.30.84 » ROCKFORD, MI » ROCKFORD HS, ROCKFORD, MI » 11TH YEAR » ACQUIRED D-1B IN '07

## AWARDS & HONORS

**2011:** AP All-Pro Second-Team, NFC Pro Bowl, Madden Most Valuable Protectors Award (Week 5), All-NFC West Offense by ESPN's Mike Sando

**2012:** AP Second-Team All-Pro, NFC Pro Bowl selection (Starter), 2012 Madden Most Valuable Protectors Award, Madden Most Valuable Protectors Award (Week 5), Madden Most Valuable Protectors Award (Week 7), Madden Most Valuable Protectors Award (Week 12)

**2013:** AP Second-Team All-Pro, Pro Bowl, PFWA All-NFL Team

**2014:** Pro Bowl, Bobb McKittrick Award

**2015:** Pro Bowl, Bobb McKittrick Award, 49ers Art Rooney Sportsmanship Award Representative

**2016:** 49ers Art Rooney Sportsmanship Award Representative

**2017:** 49ers Art Rooney Sportsmanship Award Representative

## CAREER HIGHLIGHTS

- Became the 1st 49ers rookie O-Lineman to start every single game in a season since Cas Banaszek (1968-77), who started all 14 contests in 1968.
- Was 1 of only 3 NFL rookies (former 49ers LB Patrick Willis and Browns LT Joe Thomas) to line up for every single snap in 2007, and was 1 of 35 NFL players overall to accomplish the feat out of 1,898 total players.
- Recovered a fumble for a TD [vs. NYJ (12/7/08)], becoming the 6th offensive lineman in 49ers history to register a TD.
- Started the 150th game of his career vs. Dal. (10/22/17).

## 2017 HIGHLIGHTS

- Started 15 games at LT and helped the 49ers offense register 349.2 yds. per game, the most by the team since 2012 (361.8).
- The 49ers offense rushed for 159 yds. on 19 carries (8.37 avg.) at Sea. (9/17). The team's 8.37 avg. yds. per carry was the 3rd highest avg. against the Seahawks all-time and it also marked the 6th highest single-game avg. by the team in franchise history.
- The 49ers offensive line helped pave the way vs. NYG (11/12) as the team registered a season-high 474 net yds. from scrimmage, including 186 yds. rushing. Also did not allow a sack on 25 atts. by QB C.J. Beathard.
- Part of an offensive line that amassed 461 net yds. of offense (169 rushing, 292 passing) and did not allow a sack at LAR (12/31).

## STALEY'S GOLDEN NUGGETS

- His last name is pronounced STAY-lee.
- One of eight finalists for the annual Art Rooney Sportsmanship Award each year from 2015-17, presented annually to the NFL player who best demonstrates the qualities of on-field sportsmanship, including fair play, respect for the game and opponents, and integrity in competition.
- During the 2015 offseason, he and his teammates invited Anthony Pineda, a 13-year-old who battled Leukemia, to be a "Captain for the Day" as part of ESPN's "My Wish" program.
- In 2015, Staley was selected as the Bobb McKittrick Award winner for the second consecutive season, which is given annually to the 49ers offensive lineman who best represents the courage, intensity and sacrifice displayed by the longtime offensive line coach, during his 21 years of service to the 49ers. The award was established by the 49ers in 1999, and is voted on by the offensive line.

## GOLDMINE

- Entering his sophomore season at Central Michigan, Staley and the football program experienced a coaching change. New head coach Brian Kelly and offensive line coach Jeff Quinn asked him to make the switch to offensive tackle. He agreed and the transformation began where he began to wake up at 2 a.m. to consume a 2,000 calorie weight-gaining shake and would work out twice a day to prepare his body for its new life in the trenches. In the first offseason, Staley added 20 pounds to his lean frame. By the time he was a senior, he reached 290 pounds and went on to become the first Chippewa to be drafted in the first round of the NFL Draft.
- In honor of the NFL's Crucial Catch campaign, the 49ers hosted a fashion show on Tuesday, October 17th, 2017, featuring breast cancer and pediatric cancer warriors in apparel donated by Levi's®. Staley, along with his 49ers teammates, walked the runway with cancer warriors as they shared their stories of strength and courage with the audience.

## GOLDMINE (CONTINUED)

- In July of 2016, Staley, along with fellow NFL players, appeared on ABC's Family Feud as part of "Celebrity Family Feud." He was part of a team that competed on the iconic game show to win up to $25,000 for charity. On the show, he was teammates with Pierre Garçon, and the two are now teammates on the field with the 49ers in 2017.

- In 2013, Joe was an ambassador for San Francisco's first Electric Run, a 5K race that benefits Smile Train, the world's largest cleft lip and palate charity. The race, which was held at Candlestick Park, raised $10,000 for Smile Train and more than 8,000 people participated in the event.
- Prior to Super Bowl 50 at Levi's Stadium, Staley gave away a pair of tickets and a signed game-worn jersey to single father Johnel Spivey and his seven-year-old daughter, Jordan. Spivey, 54, had been on dialysis three days a week for the previous six years. Despite surgery, he avoided pain medication so he could stay focused on his daughter's needs.

## STALEY'S CAREER STATISTICS

**GAMES/STARTS – 158/158:** 2007 (16/16); 2008 (16/16); 2009 (9/9); 2010 (9/9); 2011 (16/16); 2012 (16/16); 2013 (16/16); 2014 (16/16); 2015 (16/16); 2016 (13/13); 2017 (15/15)
**POSTSEASON GAMES/STARTS – 8/8:** 2011 (2/2); 2012 (3/3); 2013 (3/3)

**Additional Statistics:**
**Touchdowns – 1:** 2008 [FR in endzone vs. NYJ (12/7/08)]
**Receptions – 2:** 2011 [17–yd. pass from QB Alex Smith vs. Cle. (10/30/11)]; 2013 [14–yd. pass from QB Colin Kaepernick at Arz. (12/29/13)]
**Fumble Recoveries – 7:** 2007 (1), 2008 (1), 2009 (2), 2012 (1); 2015 (1); 2017 (1)
**Tackles – 14:** 2007 (2); 2008 (3); 2010 (1); 2011 (1); 2013 (1); 2014 (1); 2015 (1); 2016 (2); 2017 (2)

**Milestones:**
**NFL Debut:** vs. Arz. (9/10/07); **First Start:** vs. Arz. (9/10/07); **First Reception:** vs. Cle. (10/30/11 – 17–yd. pass from QB Alex Smith); **First FR:** vs. NYJ (12/7/08 – WR Jason Hill); **First FR Returned for a TD:** vs. NYJ (12/7/08 – recovered WR Jason Hill fumble in the end zone); **100th Career Start:** vs. Chi. (9/14/14); **150th Career Start:** vs. Dal. (10/22/17)

## STALEY'S TRANSACTIONS

Originally the second of two 1st–round (28th overall) draft choices by SF in 2007...Signed a six–year extension through 2017 on 6/4/09...Signed a two–year extension through 2019 on 7/17/14.

## 2016

- Started all 13 games in which he appeared at LT.
- Part of an offensive line group that helped the 49ers offense rush for 150 yds. and 3 TDs on 42 carries and did not allow a sack on 35 atts. by QB Blaine Gabbert vs. LAR (9/12).
- Helped the 49ers offense rush for a season-high 193 yds. on 25 atts. (7.7 avg.) at Mia. (11/27). The team's 7.7 avg. yds. per carry was the highest by the 49ers offense since 12/20/14 vs. SD [355 yds. on 40 atts. (8.9 avg.)]. Additionally, the team's 193 yds. on the ground were the most since 9/14/15 vs. Min. (230 yds.).

## 2015

- Part of an offensive line group that helped the team rush for 230 total yds. vs. Min. (9/14), the most in franchise history during a season opening game. The O-Line helped pave the way for RB Carlos Hyde as he rushed for a NFL Week 1-high of 168 yds. and 2 TDs.
- The 49ers offensive line did not allow a sack on 25 atts. by QB Blaine Gabbert vs. Atl. (11/8), as the team rushed for 133 yds. It marked the 1st time the 49ers did not allow a sack in a game since 10/13/14 at StL (36 atts.).

## 2014

- Started his 100th game with the 49ers vs. Chi. (9/14), becoming the 20th offensive lineman in franchise history to have played in 100-or-more games.
- Helped pave the way for the 49ers offense to rush for a season-high 218 yds. on 42 atts. (5.2 avg.) vs. Phi. (9/28). Also helped the 49ers offense hold the ball for 42:17, which was the highest time of possession for the team since 11/20/11 vs. Arz. (44:16).
- Part of an O-Line that led the way for the team to rush for a franchise record 355 yds. vs. SD (12/20). The 355 rushing yds. are the most by any team in the NFL since 11/4/07 (Min. – 378 yds. rushing vs. SD).

## 2013

- Was part of an offensive line that helped amass the 2nd most total net yds. on opening day in 49ers franchise history with 494 yds. (404 passing yds. and 90 rushing yds.) vs. GB (9/8).
- Helped pave the way for 219 net yds. rushing at StL (9/26). It marked the 1st time the 49ers had three different RBs score a rushing TD in the same game since 12/2/01 vs. Buf. (Garrison Hearst, Fred Beasley and Paul Smith).
- The offensive line did not allow a sack on 17 total atts. by QB Colin Kaepernick and QB Colt McCoy at Jax. (10/27). The last time the 49ers did not allow a sack was 11/25/12 at NO. The 49ers also rushed for 221 yds. and 4 TDs on 38 carries at Jax., the most rushing yds. in a game by the team during the 2013 season. The 4 rushing TDs tied for the most by any team in a game in the NFL in 2013.
- Provided great running lanes for the offense to gain 199 rushing yds. on 30 atts. vs. Atl. (12/23). The 6.6 yds. per carry avg. was team's highest in any game during the 2013 season. It also marked just the 2nd time in the season that the team had three players rush for over 50 yds. (Gore - 97; Kaepernick - 51; Hunter - 51).
- Staley hauled in his 2nd career recept. on a 14-yd. pass from QB Colin Kaepernick at Arz. (12/29). His 1st career recept. was on 10/30/11 vs. Cle. (17 yds.).

## 2012

- Staley and the 49ers O-Line won the 2012 Madden Most Valuable Protectors Award, recognizing the best O-Line in the NFL.
- The 49ers were 1 of just 3 teams to have the same 5 starting offensive linemen for every game in 2012 (Was. & NYJ).
- Paved the way as the team rushed for a season-high 245 yds. on 44 carries as 9 different players carried the ball at NYJ (9/30).
- Helped the 49ers offense set a team record with 621 total yds. (311 rushing, 310 passing) vs. Buf. (10/7), surpassing the 49ers previous franchise record of 598 vs. Buf. (9/13/92). San Francisco became the 1st team in NFL history to post 300-or-more yds. rushing and passing in the same game.
- Staley and the 49ers offensive line did not allow a sack on 25 pass attempts by QB Colin Kaepernick at NO (11/25). The performance earned the O-Line the Madden Most Valuable Protectors Award for Week 12.
- Part of offensive line vs. GB (1/12/13 - NFC-D) that helped the 49ers become the 1st team in NFL history to ever have 2, 100-yd. rushers [QB Colin Kaepernick (181 yds. rushing), RB Frank Gore (119 yds. rushing)] and one, 100-yd. receiver [WR Michael Crabtree (119 yds. receiving)] in a playoff game in NFL history.
- Against the Packers, San Francisco amassed 579 total yds. of offense (323 rushing and 256 passing), setting a new single-game postseason franchise record. The previous record was 537 yds. (211 rushing and 326 passing) vs. Mia. (1/20/85) in Super Bowl XIX. The 49ers rushed for 323 yds. on the night, setting the franchise single-game postseason rushing record. The previous rushing record was also set in Super Bowl XIX (211 yds.).
- Staley and the 49ers offense became the 1st team in Super Bowl history to have a 300-yd. passer, a 100-yd. rusher and 2, 100-yd. receivers in a single game. QB Colin Kaepernick threw for 302 yds., RB Frank Gore added 110 yds. rushing, WR Michael Crabtree tallied 109 rec. yds. and TE Vernon Davis recorded 104 rec. yds vs. Bal. (2/3/13).

## 2011

- Part of an offensive line that helped pave the way for RB Frank Gore to gain 100-plus rushing yds. in 5 consecutive games, setting a new franchise record.
- Staley and the 49ers offensive line did not allow a sack on 20 pass atts. by QB Alex Smith vs. Sea. (9/11).
- Helped 49ers accumulate 442 yds. of offense in come-from-behind victory at Phi. (10/2), which included 164 yds. on the ground.
- Staley and the offensive line were awarded the Madden Most Valuable Protectors Award for Week 5. They helped the 49ers offense rush for 213 yds. on the ground while not allowing a sack vs. TB (10/9).
- Supported the 49ers offense in rushing for 203 yds. at Det. (10/16), marking the 1st time the team rushed for over 200 yds. in back-to-back games (10/9 vs. TB, 213 yds.) since 12/6/98 at Car. (236 yds.) and 12/14/98 vs. Det. (328 yds.).
- Hauled in his 1st career recept. for 17-yds. vs. Cle. (10/30). Staley became the 1st 49ers offensive lineman to record a recept. since C/G Chris Dalman (11/20/95 at Mia.) and ties G Guy McIntyre for the longest recept. by an offensive lineman in franchise history (17 yds. on 9/18/88 vs. Atl.).
- Helped the 49ers offense hold the ball for 44:16 while not allowing a sack vs. Arz. (11/20), marking the highest time of possession for the team since 11/3/02 at Oak. (44:33 – 49ers 23, Raiders 20).

## 2010

- Started the 1st 9 games of the season at LT before suffering a fractured fibula vs. StL (11/14).
- Part of an offensive line that did not allow a sack on 32 pass atts. by QB Alex Smith vs. NO (9/20).
- Part of an offensive line that did not allow a sack on 19 pass atts. by QB Troy Smith vs. Den. (10/31).

## 2009

- Helped the team rush for a season-high 246 yds. vs. Sea. (9/20).
- Suffered a quad contusion at Min. (9/27), marking the 1st time in his career that he missed an offensive play.

## 2008

- Started all 16 games at LT and was the only 49ers player to line up for every single snap.
- Was part of an O-Line that did not allow a sack at Arz. (11/10), breaking an NFL record 31-game streak by the Cardinals defense with at least one sack.
- Recorded 1st NFL TD on a fumble recovery following a WR Jason HIII 6-yd. reception vs. NYJ (12/7).

## 2007

- Started all 16 games at RT for 49ers after beating out T Kwame Harris for the position in training camp. Played every single snap on offense as a rookie.

## COLLEGE

Played in 46 games (39 starts) at Central Michigan and helped team produce a 1,000-yd. rusher in three of his four seasons (2003-05). Arrived on Central Michigan's campus as a 225-pound tight end in 2003, but developed into one of the elite offensive tackles in collegiate game. Recorded fastest 40-yd. dash time (4.7) of any offensive lineman at 2007 NFL Combine. Consensus First-Team All-MAC choice as one of three team captains as a senior, starting all 14 games at LT and helping team rank 22nd in nation with 245.9 passing yds. per game. First-Team All-MAC selection as a junior as he moved to LT and started 11 games. Shifted to RT as a sophomore during preseason and started 11 games as the Chippewas averaged 395.5 yds. per game. Played in team's final 11 games with 4 starts at TE as a freshman and posted 11 recepts. for 130 yds. with 1 TD.

## PERSONAL

- Attended Rockford (MI) HS, where he lettered twice in both football and track.
- Caught 24 passes for 559 yds. with 7 TDs as a senior TE.
- Set three school records in track: 200-meters (21.9), 4x100m (42.5) and 4x200m (1:27) relay teams.
- Placed 6th in state for 200m to earn all-state honors as team finished 4th in state finals in 4x100m, 2nd in 4x200m and 6th in 4x400m.
- Joe credits his family for making him the man he is today. "I have a very close-knit family. All of the values and things they've done to make me the man I am today, I attribute to them. They taught me at a young age and gave me a great upbringing." He also credits his high school coach, Ralph Munger, for teaching him about football and how to play it the right way.
- Joe and his wife, Carrie, have two daughters, Grace and Audrey.
- Born Joe Andrew Staley (8/30/84) in Rockford, MI.

## INJURY REPORT

**2009:** Missed 7 games [vs. Ten. (11/8), vs. Chi. (11/12), at GB (11/22), vs. Jax. (11/29), at Sea. (12/6), vs. Arz. (12/14) and at StL (1/3)] with a knee injury suffered at Ind. (11/1).

**2010:** Suffered a fractured fibula vs. StL (11/14) and was inactive the remainder of the season.

**2016:** Inactive for 3 games [vs. NYJ (12/11), at Atl. (12/18) and at LAR (12/24)] with a hamstring injury.

**2017:** Inactive vs. Arz. (11/5) with an eye injury.

# JAQUISKI TARTT

29

S » 6-1 » 221 » SAMFORD

2.12.92 » MOBILE, AL » W.P. DAVIDSON HS, MOBILE, AL » 3RD YEAR » ACQUIRED D-2 IN '15

## AWARDS & HONORS

**2015:** Thomas Herrion Memorial Award

## 2017 HIGHLIGHTS

- Started all 9 games in which he appeared and registered 54 tackles, 0.5 sack, 1 INT and 3 PDs before being placed on the Injured Reserve List on 11/6.
- Recorded a leaping one-handed catch to pick off Panthers QB Cam Newton vs Car. (9/10), marking his 2nd career INT. His 1st INT came at Cle. (12/12/15 – QB Johnny Manziel). Tartt also registered a career-long 37-yd. return on the INT.
- Along with DL Xavier Cooper, the duo combined to sack Colts QB Jacoby Brissett at Ind. (10/8).

## GOLDMINE

- NFL players once again had the chance to share the causes that are important to them during all Week 13 games, as part of the NFL's My Cause, My Cleats campaign. The initiative was a culmination of collaborative work between the NFL and players across the league. Tartt chose NorCal Epilepsy Foundation as his My Cause, My Cleats initiative. Tartt was inspired by his close friend and manager whose daughter, Aria, was diagnosed with Epilepsy at four months old. No medicine was helping and Aria would have up to 100 seizures a day. But after brain surgery where a piece of her brain was removed, she is now seizure free. "I want to raise awareness for Epilepsy, a cause folks know little about," said Tartt. "My message to those affected by the disease: Stay strong and know that you are not in this fight alone!"

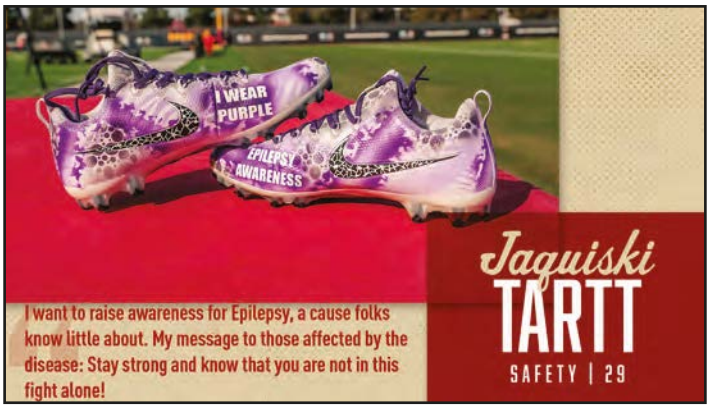


## TARTT'S GOLDEN NUGGETS

- His first name is pronounced juh-KWAH-skee.
- Teamed with Next Level Football Camp for his inaugural camp in his hometown of Mobile, AL, on July 9, 2016. The goal of the camp was to allow one day of football training to impact the other 364 days of the year by participants being partnered with a mentor/coach from the camp.
- Named the 49ers Thomas Herrion Memorial Award winner for the 2015 season. The award, as voted on by the coaches, was established in 2005 by 49ers owners Denise and John York and is presented to a rookie or first-year player who best represents the dream of Thomas Herrion.
- Became the sixth player selected in the NFL Draft in Samford school history and holds the distinction of being the first player drafted in the second round or higher.
- Reunited with high school teammate and 2014 49ers 1st round pick DB Jimmie Ward. Both are products of Davidson HS in Mobile, AL. The pair won the Class 6A Region 1 football championship as the school's starting safeties in 2009.

## TARTT'S GAME-BY-GAME

**2017**

| Date | Opp | W/L | P/S | Tot | Sol | Ast | Sk | Yds | Int | Yds | PD | FF | FR | Yds |
|---|---|---|---|---|---|---|---|---|---|---|---|---|---|---|
| Sep 10 | Car | L | 1/1 | 7 | 7 | 0 | 0.0 | 0.0 | 1 | 37 | 1 | 0 | 0 | 0 |
| Sep 17 | at Sea | L | 1/1 | 5 | 2 | 3 | 0.0 | 0.0 | 0 | 0 | 1 | 0 | 0 | 0 |
| Sep 21 | LAR | L | 1/1 | 7 | 6 | 1 | 0.0 | 0.0 | 0 | 0 | 1 | 0 | 0 | 0 |
| Oct 1 | at Arz | L | 1/1 | 6 | 3 | 3 | 0.0 | 0.0 | 0 | 0 | 0 | 0 | 0 | 0 |
| Oct 8 | at Ind | L | 1/1 | 7 | 3 | 4 | 0.5 | 3.0 | 0 | 0 | 0 | 0 | 0 | 0 |
| Oct 15 | at Was | L | 1/1 | 6 | 4 | 2 | 0.0 | 0.0 | 0 | 0 | 0 | 0 | 0 | 0 |
| Oct 22 | Dal | L | 1/1 | 6 | 5 | 1 | 0.0 | 0.0 | 0 | 0 | 0 | 0 | 0 | 0 |
| Oct 29 | at Phi | L | 1/1 | 7 | 5 | 2 | 0.0 | 0.0 | 0 | 0 | 0 | 0 | 0 | 0 |
| Nov 5 | Arz | L | 1/1 | 3 | 2 | 1 | 0.0 | 0.0 | 0 | 0 | 0 | 0 | 0 | 0 |
| PLACED ON INJURED RESERVE (Arm) ON 11/6 | | | | | | | | | | | | | | |
| **TOTALS** | | | **9/9** | **54** | **37** | **17** | **0.5** | **3.0** | **1** | **37** | **3** | **0** | **0** | **0** |

## GOLDMINE (CONTINUED)

- Tartt's young football career has been heavily influenced by his family. He played his first year of organized football in 2009 at Davidson HS in Mobile, AL, to honor his grandfather, Alfred Lewis, who passed away during the summer before his senior year. "The football coaches and my friends wanted me to come out and play, and he really wanted me to play. I really wanted to play again ever since he passed away, so I do this in his memory." Additionally, Jaquiski chose to attend Samford University at the urging of his mother, a traveling nurse who wanted to go there herself because of their pharmacy program.

- Drafted by the 49ers in the second round of the 2015 NFL Draft, Tartt reunited with best friend and former high school teammate DB Jimmie Ward. Both products of Davidson High School in Mobile, AL, the pair won the Class 6A Region 1 football championship as the school's starting safeties in 2009.
- While visiting his hometown of Mobile during his youth football camp in July of 2016, Tartt was given the key to the city. "If anybody would have told me I would be getting a key to the city of Mobile, I'd have thought they were crazy. It's a wonderful feeling."
- A two-time All-American and All-Southern Conference selection, Tartt was the first player in Samford school history to be invited to play in the Reese's Senior Bowl. Just the sixth player selected in the NFL draft in school history, Jaquiski holds the distinction of being the first player drafted in the second round or higher from Samford University.

## TARTT'S CAREER STATISTICS

| | | | | TACKLES | | | | | INTERCEPTIONS | | | | | FUMBLES | | |
|---|---|---|---|---|---|---|---|---|---|---|---|---|---|---|---|---|
| YEAR | TEAM | GP | GS | TOT | SOL | AST | SACKS | YDS | INT | YDS | LG | TD | PD | FF | FR | YDS |
| 2015 | SF | 15 | 8 | 66 | 57 | 9 | 2.0 | 22.0 | 1 | 25 | 25 | 0 | 3 | 1 | 0 | 0 |
| 2016 | SF | 15 | 6 | 61 | 38 | 23 | 1.0 | 10.0 | 0 | 0 | – | 0 | 3 | 0 | 0 | 0 |
| 2017 | SF | 9 | 9 | 54 | 37 | 17 | 0.5 | 3.0 | 1 | 37 | 37 | 0 | 3 | 0 | 0 | 0 |
| **TOTALS** | | **39** | **23** | **181** | **132** | **49** | **3.5** | **35.0** | **2** | **62** | **37** | **0** | **9** | **1** | **0** | **0** |

**Additional Statistics:**
**Special Teams Tackles – 15:** 2015 (1); 2016 (13); 2017 (1)

**Milestones:**
**NFL Debut:** vs. Min. (9/14/15); **First Start:** at StL (11/1/15); **First Sack:** vs. Min. (9/14/15 – QB Teddy Bridgewater); **First FF:** at StL (11/1/15 – WR Tavon Austin); **First INT:** at Cle. (12/12/15 – QB Johnny Manziel)

## TARTT'S CAREER HIGHS

**Total Tackles:** 13 vs. NYJ (12/11/16)
**Solo:** 9 (2 times) Last vs. NYJ (12/11/16)
**Assists:** 4 (4 times) Last at Ind. (10/8/17)
**Passes Defensed:** 2 vs. Atl. (11/8/15)
**Forced Fumbles:** 1 at StL (11/1/15)
**Interceptions:** 1 (2 times) Last vs. Car. (9/10/17)
**Interception Yards:** 37 vs. Car. (9/10/17)
**Long Interception Return:** 37 vs. Car. (9/10/17)
**Sacks:** 1.0 (3 times) Last vs. NYJ (12/11/16)

## TARTT'S TRANSACTIONS

Originally a 2nd–round (46th overall) draft choice by SF in 2015...Placed on the Active/Non–Football Injury List on 7/31/16...Activated from the Active/Non–Football Injury List on 8/6/16...Placed on the Injured Reserve List on 11/6/17.

## 2016

- Appeared in 15 games (6 starts) and registered 61 tackles, 1.0 sack and 3 PDs.
- Recorded a career-high 13 tackles and 1.0 sack vs. NYJ (12/11), taking down QB Bryce Petty for a 10-yd. loss to mark his 1st sack of the season and 3rd of his career.
- Part of a 49ers defense that allowed 177 net yds. (99 rush, 78 pass) at LAR (12/24), the fewest given up by the 49ers defense in a single game since 11/19/12 vs. Chi. (143; 85 rush, 58 pass).

## 2015

- Appeared in 15 games (7 starts) and registered 66 tackles, 2.0 sacks, 1 INT and 3 PDs during his rookie season.
- Made his NFL debut vs. Min. (9/14) and recorded his 1st career sack, taking down Vikings QB Teddy Bridgewater for a 14-yd. loss.
- Made the 1st start of his NFL career at StL (11/1), and registered his 1st career FF, knocking the ball loose from Rams WR Tavon Austin in the 1st quarter.
- Registered a career-high 10 tackles and 1.0 sack at Chi. (12/6), bringing down Bears QB Jay Cutler for his 2nd career sack.
- Recorded the 1st INT of his career and 1 PD at Cle. (12/13), intercepting former Browns QB Johnny Manziel and returning it 25-yds.

## COLLEGE

Played in 44 games and totaled 277 tackles, 6 INTs, 20 PDs and 6.5 TFLs in his career. As a senior, named to the American Football Coaches Association FCS All-America team and Second-Team AP All-America team. Also named First-Team All-SoCon. Finished 2nd on the team with 62 tackles, 1 INT, 1 PD and 3.0 TFLs. In 2013, named First-Team All-SoCon and Second-Team All-America. Started 12 games and registered 98 tackles, 1 INT and 9 PDs. As a sophomore, earned First-Team All-America and First-Team All-SoCon honors. Led the team with 94 tackles, 4 INTs and 10 PDs. In 2011, played in 10 games and recorded 23 tackles. Redshirted in 2010.

## PERSONAL

- Majored in geography.
- Attended W.P. Davidson (Mobile, AL) HS where he did not play organized football until his senior year. Tallied 72 tackles during the season, including 2 INTs, 5 PDs, 1 FF and 1 FR.
- Also participated in basketball and was named to the *Mobile Press-Register* High School Basketball All-Academic Team.
- Played high school football with 49ers DB Jimmie Ward at Davidson HS.

## INJURY REPORT

**2015:** Inactive vs. StL (1/3/16) with a knee injury.

**2016:** Inactive at Buf. (10/16) with a quad injury.

**2017:** Placed on the Injured Reserve List on 11/6 with an arm injury.

## TARTT'S GAME-BY-GAME

**2015**

| Date | Opp | W/L | P/S | Tot | Sol | Ast | Sk | Yds | Int | Yds | PD | FF | FR | Yds |
|---|---|---|---|---|---|---|---|---|---|---|---|---|---|---|
| Sep 14 | Min | W | 1/0 | 4 | 4 | 0 | 1.0 | 14.0 | 0 | 0 | 0 | 0 | 0 | 0 |
| Sep 20 | at Pit | L | 1/0 | 0 | 0 | 0 | 0.0 | 0.0 | 0 | 0 | 0 | 0 | 0 | 0 |
| Sep 27 | at Arz | L | 1/0 | 1 | 1 | 0 | 0.0 | 0.0 | 0 | 0 | 0 | 0 | 0 | 0 |
| Oct 4 | GB | L | 1/0 | 0 | 0 | 0 | 0.0 | 0.0 | 0 | 0 | 0 | 0 | 0 | 0 |
| Oct 11 | at NYG | L | 1/0 | 3 | 3 | 0 | 0.0 | 0.0 | 0 | 0 | 0 | 0 | 0 | 0 |
| Oct 18 | Bal | W | 1/0 | 4 | 3 | 1 | 0.0 | 0.0 | 0 | 0 | 0 | 0 | 0 | 0 |
| Oct 22 | Sea | L | 1/0 | 9 | 6 | 3 | 0.0 | 0.0 | 0 | 0 | 0 | 0 | 0 | 0 |
| Nov 1 | at StL | L | 1/1 | 8 | 6 | 2 | 0.0 | 0.0 | 0 | 0 | 0 | 1 | 0 | 0 |
| Nov 8 | Atl | W | 1/1 | 4 | 3 | 1 | 0.0 | 0.0 | 0 | 0 | 2 | 0 | 0 | 0 |
| Nov 22 | at Sea | L | 1/1 | 8 | 7 | 1 | 0.0 | 0.0 | 0 | 0 | 0 | 0 | 0 | 0 |
| Nov 29 | Arz | L | 1/1 | 5 | 5 | 0 | 0.0 | 0.0 | 0 | 0 | 0 | 0 | 0 | 0 |
| Dec 6 | at Chi | W | 1/1 | 10 | 9 | 1 | 1.0 | 8.0 | 0 | 0 | 0 | 0 | 0 | 0 |
| Dec 13 | at Cle | L | 1/1 | 7 | 7 | 0 | 0.0 | 0.0 | 1 | 25 | 1 | 0 | 0 | 0 |
| Dec 20 | Cin | L | 1/1 | 1 | 1 | 0 | 0.0 | 0.0 | 0 | 0 | 0 | 0 | 0 | 0 |
| Dec 27 | at Det | L | 1/1 | 2 | 2 | 0 | 0.0 | 0.0 | 0 | 0 | 0 | 0 | 0 | 0 |
| Jan 3 | StL | W | – | – | INACTIVE (Knee) | | | | – | – | – | – | – | – |
| **TOTALS** | | | **15/8** | **66** | **57** | **9** | **2.0** | **22.0** | **1** | **25** | **3** | **1** | **0** | **0** |

**2016**

| Date | Opp | W/L | P/S | Tot | Sol | Ast | Sk | Yds | Int | Yds | PD | FF | FR | Yds |
|---|---|---|---|---|---|---|---|---|---|---|---|---|---|---|
| Sep 12 | LAR | W | 1/0 | 1 | 1 | 0 | 0.0 | 0.0 | 0 | 0 | 0 | 0 | 0 | 0 |
| Sep 18 | at Car | L | 1/0 | 3 | 2 | 1 | 0.0 | 0.0 | 0 | 0 | 0 | 0 | 0 | 0 |
| Sep 25 | at Sea | L | 1/0 | 2 | 1 | 1 | 0.0 | 0.0 | 0 | 0 | 0 | 0 | 0 | 0 |
| Oct 2 | Dal | L | 1/0 | 4 | 3 | 1 | 0.0 | 0.0 | 0 | 0 | 0 | 0 | 0 | 0 |
| Oct 6 | Arz | L | 1/0 | 5 | 3 | 2 | 0.0 | 0.0 | 0 | 0 | 1 | 0 | 0 | 0 |
| Oct 16 | at Buf | L | – | – | INACTIVE (Quad) | | | | – | – | – | – | – | – |
| Oct 23 | TB | L | 1/0 | 2 | 1 | 1 | 0.0 | 0.0 | 0 | 0 | 0 | 0 | 0 | 0 |
| Nov 6 | NO | L | 1/0 | 1 | 1 | 0 | 0.0 | 0.0 | 0 | 0 | 1 | 0 | 0 | 0 |
| Nov 13 | at Arz | L | 1/0 | 0 | 0 | 0 | 0.0 | 0.0 | 0 | 0 | 0 | 0 | 0 | 0 |
| Nov 20 | NE | L | 1/0 | 2 | 1 | 1 | 0.0 | 0.0 | 0 | 0 | 0 | 0 | 0 | 0 |
| Nov 27 | at Mia | L | 1/1 | 3 | 2 | 1 | 0.0 | 0.0 | 0 | 0 | 0 | 0 | 0 | 0 |
| Dec 4 | at Chi | L | 1/1 | 5 | 1 | 4 | 0.0 | 0.0 | 0 | 0 | 0 | 0 | 0 | 0 |
| Dec 11 | NYJ | L | 1/1 | 13 | 9 | 4 | 1.0 | 10.0 | 0 | 0 | 0 | 0 | 0 | 0 |
| Dec 18 | at Atl | L | 1/1 | 9 | 7 | 2 | 0.0 | 0.0 | 0 | 0 | 0 | 0 | 0 | 0 |
| Dec 24 | at LAR | W | 1/1 | 7 | 3 | 4 | 0.0 | 0.0 | 0 | 0 | 0 | 0 | 0 | 0 |
| Jan 1 | Sea | L | 1/1 | 4 | 3 | 1 | 0.0 | 0.0 | 0 | 0 | 1 | 0 | 0 | 0 |
| **TOTALS** | | | **15/6** | **61** | **38** | **23** | **1.0** | **10.0** | **0** | **0** | **3** | **0** | **0** | **0** |

# PITA TAUMOEPENU

55

LB » 6-1 » 245 » UTAH

3.9.94 » PROVO, UT » TIMPVIEW HS, PROVO, UT » ROOKIE » ACQUIRED D-6B IN '17

## 2017 HIGHLIGHTS

- Made his NFL debut at Ind. (10/8) and saw action in 2 games.

## GOLDMINE

- Taumoepenu grew up with his mother's family about 3,000 miles east of Australia on the island of Tongatapu, which is the main island in the Tongan archipelago. He learned to develop his work ethic on his grandparents farm, where he helped grow pineapples and watermelons.
- Growing up in Tonga, the common sports played are rugby and cricket. Taumoepenu's experience playing rugby helped his transition to football. Said Taumoepenu, "It was hard for me to see through that facemask. I came from rugby to football. It was pretty difficult at times. But I told myself I can do it. And basically I just tried to stay positive."

- After moving in with his aunt in Provo, UT, Taumoepenu worked to develop his English. He increased his ACT score from an 18 when he first arrived in the United States to a 28 just one year later. Taumoepenu's dedication and hard work continued to pay off, completing degrees in economics and sociology in three years at Utah.

## TAUMOEPENU'S GOLDEN NUGGETS

- His full name is pronounced PEET-uh, TAO-moy-PEH-new.
- Taumoepenu was just three months old when his grandparents, Pita and Meleseini Taumoepenu, took him and his older sister, Ruth Tuha, to live in Tonga. Not knowing what football was at the time, he remembered listening to his grandfather tell him how he was going to become an NFL player. When he was 17, he moved to Utah where he lived with an aunt and attended Timpview HS. At that time, his cousins persuaded him to try the game his grandfather loved. "My coach just told me to go get the quarterback," Taumoepenu said in 2015. "That's all I cared about. That's all I do, and it was fun."

## TAUMOEPENU'S GAME-BY-GAME

**2017**

| Date | Opp | W/L | P/S | Tot | Sol | Ast | Sk | Yds | Int | Yds | PD | FF | FR | Yds |
|---|---|---|---|---|---|---|---|---|---|---|---|---|---|---|
| Sep 10 | Car | L | – | – | INACTIVE | | | – | – | – | – | – | – | – |
| Sep 17 | at Sea | L | – | – | INACTIVE | | | – | – | – | – | – | – | – |
| Sep 21 | LAR | L | – | – | INACTIVE | | | – | – | – | – | – | – | – |
| Oct 1 | at Arz | L | – | – | INACTIVE | | | – | – | – | – | – | – | – |
| Oct 8 | at Ind | L | 1/0 | 0 | 0 | 0 | 0.0 | 0.0 | 0 | 0 | 0 | 0 | 0 | 0 |
| Oct 15 | at Was | L | 1/0 | 0 | 0 | 0 | 0.0 | 0.0 | 0 | 0 | 0 | 0 | 0 | 0 |
| Oct 22 | Dal | L | – | – | INACTIVE | | | – | – | – | – | – | – | – |
| Oct 29 | at Phi | L | – | – | INACTIVE | | | – | – | – | – | – | – | – |
| Nov 5 | Arz | L | – | – | INACTIVE | | | – | – | – | – | – | – | – |
| Nov 12 | NYG | W | – | – | INACTIVE | | | – | – | – | – | – | – | – |
| Nov 26 | Sea | L | – | – | INACTIVE | | | – | – | – | – | – | – | – |
| Dec 3 | at Chi | W | – | – | INACTIVE | | | – | – | – | – | – | – | – |
| Dec 10 | at Hou | W | – | – | INACTIVE | | | – | – | – | – | – | – | – |
| Dec 17 | Ten | W | – | – | INACTIVE | | | – | – | – | – | – | – | – |
| Dec 24 | Jax | W | – | – | INACTIVE | | | – | – | – | – | – | – | – |
| Dec 31 | at LAR | W | – | – | INACTIVE | | | – | – | – | – | – | – | – |
| **TOTALS** | | | **2/0** | **0** | **0** | **0** | **0.0** | **0.0** | **0** | **0** | **0** | **0** | **0** | **0** |

## TAUMOEPENU'S CAREER STATISTICS

| | | | | TACKLES | | | | | INTERCEPTIONS | | | | | FUMBLES | | |
|---|---|---|---|---|---|---|---|---|---|---|---|---|---|---|---|---|
| YEAR | TEAM | GP | GS | TOT | SOL | AST | SACKS | YDS | INT | YDS | LG | TD | PD | FF | FR | YDS |
| 2017 | SF | 2 | 0 | 0 | 0 | 0 | 0 | 0 | 0 | 0 | – | 0 | 0 | 0 | 0 | 0 |
| **TOTALS** | | **2** | **0** | **0** | **0** | **0** | **0** | **0** | **0** | **0** | **–** | **0** | **0** | **0** | **0** | **0** |

**Milestones:**
**NFL Debut:** at Ind. (10/8/17)

## TAUMOEPENU'S TRANSACTIONS

Originally the second of two 6th–round (202nd overall) draft choices by SF in 2017.

## COLLEGE

Appeared in 46 games during his four-year career at Utah where he recorded 73 tackles, 25.5 TFLs, 21.5 sacks, 4 FFs and 1 FR. As a senior in 2016, appeared in 13 games (6 starts) and registered 41 tackles, 9.0 sacks and 12.0 TFLs while earning Honorable Mention All-Pac-12 honors. As a junior in 2015, played in all 13 games where he registered 9 tackles, 6.0 sacks and 1 FF. In 2014, he appeared in all 13 games (1 start) and finished with 17 tackles and ranked 3rd on the team with 5.5 sacks. In his freshman season of 2013, played in 7 games and registered 6 tackles and 1.0 sack.

## PERSONAL

- Earned first-team all-state honors as a senior at Timpview (Provo, UT) HS in 2012. Was a *USA Today* All-Utah Football Team selection after finishing with 25.0 sacks, tying the 3rd highest single-season total in state history.
- Played just one year of high school football after moving to Utah from Tonga at the age of 17.
- Moved from Texas to Tonga as a three-month old.
- Son of Michelle and George Adams.
- Born Pita Taumoepenu (3/9/94) in Euless, TX.
- Studied sociology at Utah.

# TRENT TAYLOR

81

WR » 5-8 » 178 » LOUISIANA TECH

4.30.94 » SHREVEPORT, LA » EVANGEL CHRISTIAN ACADEMY, SHREVEPORT, LA » ROOKIE » ACQUIRED D-5B IN '17

## 2017 HIGHLIGHTS

- Played in 15 games (1 start) and registered 43 recepts. for 430 yds. and 2 TDs, while adding 30 PRs for 281 yds. (9.4 avg.).
- Led all rookies and ranked t-6th in the NFL with 27 recepts. on 3rd down. Of his 27 3rd-down recepts., 66.7 pct. (18) converted a 1st down.
- Registered his 1st career TD on a 3-yd. pass from QB Brian Hoyer vs. LAR (9/21).
- Tallied a 39-yd. PR at Was. (10/15), the longest of his career. It marked the longest PR by the 49ers since 11/25/13 (RB LaMichael James - 40-yds.).
- Notched career-highs in both recepts. (6) and rec. yds. (92) at Chi. (12/3). At the time, his 92 rec. yds. were the most by a 49ers rookie since 12/8/96 (WR Terrell Owens - 110 rec. yds. vs. Car.).
- Hauled in a 5-yd. TD pass from QB Jimmy Garoppolo vs. Jax. (12/24). It marked his 2nd TD recept. of his career (9/21/17 vs. LAR).

## TAYLOR'S GOLDEN NUGGETS

- Taylor's father, Greg, played linebacker at Western Kentucky University from 1982-85 where he played under WKU's all-time wins leader, Jimmy Feix, for two seasons (1984-85).
- In 2016, Taylor led the nation with 1,803 rec. yds. on 136 recepts. to go along with 12 TDs.
- Taylor has lived in three states during his life, including Kentucky, Louisiana and Tennessee. During his time in Tennessee, he became very fond of the city of Nashville and country music.

## TAYLOR'S GAME-BY-GAME

**2017**

| Date | Opp | W/L | P/S | Rec | Yds | Avg | Lg | TD |
|---|---|---|---|---|---|---|---|---|
| Sep 10 | Car | L | 1/0 | 1 | 8 | 8.0 | 8 | 0 |
| Sep 17 | at Sea | L | 1/0 | 2 | 6 | 3.0 | 5 | 0 |
| Sep 21 | LAR | L | 1/0 | 3 | 32 | 10.7 | 18 | 1 |
| Oct 1 | at Arz | L | 1/0 | 5 | 47 | 9.4 | 12 | 0 |
| Oct 8 | at Ind | L | 1/0 | 1 | 6 | 6.0 | 6 | 0 |
| Oct 15 | at Was | L | 1/0 | 2 | 11 | 5.5 | 10 | 0 |
| Oct 22 | Dal | L | 1/0 | 5 | 39 | 7.8 | 13 | 0 |
| Oct 29 | at Phi | L | 1/0 | 3 | 33 | 11.0 | 13 | 0 |
| Nov 5 | Arz | L | 1/0 | 2 | 22 | 11.0 | 12 | 0 |
| Nov 12 | NYG | W | _ | | INACTIVE (Ribs) | – | – | – |
| Nov 26 | Sea | L | 1/0 | 2 | 35 | 17.5 | 29 | 9 |
| Dec 3 | at Chi | W | 1/0 | 6 | 92 | 15.3 | 33 | 0 |
| Dec 10 | at Hou | W | 1/0 | 2 | 11 | 5.5 | 6 | 0 |
| Dec 17 | Ten | W | 1/0 | 4 | 40 | 10.0 | 17 | 0 |
| Dec 24 | Jax | W | 1/1 | 3 | 19 | 6.3 | 8 | 1 |
| Dec 31 | at LAR | W | 1/0 | 2 | 29 | 14.5 | 15 | 0 |
| **TOTALS** | | | **15/1** | **43** | **430** | **10.0** | **33** | **2** |

**2017 Returns**

| Date | Opp | KR | Yds | Avg | Lg | TD | PR | FC | Yds | Avg | Lg | TD |
|---|---|---|---|---|---|---|---|---|---|---|---|---|
| Sep 10 | Car | 0 | 0 | – | – | 0 | 1 | 1 | 9 | 9.0 | 9 | 0 |
| Sep 17 | at Sea | 0 | 0 | – | – | 0 | 3 | 2 | 40 | 13.3 | 21 | 0 |
| Sep 21 | LAR | 0 | 0 | – | – | 0 | 1 | 0 | 9 | 9.0 | 9 | 0 |
| Oct 1 | at Arz | 0 | 0 | – | – | 0 | 4 | 1 | 41 | 10.3 | 16 | 0 |
| Oct 8 | at Ind | 0 | 0 | – | – | 0 | 1 | 1 | 0 | 0.0 | 0 | 0 |
| Oct 15 | at Was | 0 | 0 | – | – | 0 | 1 | 2 | 39 | 39.0 | 39 | 0 |
| Oct 22 | Dal | 0 | 0 | – | – | 0 | 1 | 1 | 10 | 10.0 | 10 | 0 |
| Oct 29 | at Phi | 0 | 0 | – | – | 0 | 2 | 1 | 9 | 4.5 | 7 | 0 |
| Nov 5 | Arz | 0 | 0 | – | – | 0 | 3 | 1 | 10 | 3.3 | 5 | 0 |
| Nov 12 | NYG | – | – | – | INACTIVE (Ribs) | | | | – | – | – | – |
| Nov 26 | Sea | 0 | 0 | – | – | 0 | 2 | 1 | 18 | 9.0 | 18 | 0 |
| Dec 3 | at Chi | 0 | 0 | – | – | 0 | 3 | 1 | 21 | 7.0 | 19 | 0 |
| Dec 10 | at Hou | 0 | 0 | – | – | 0 | 2 | 2 | 15 | 7.5 | 10 | 0 |
| Dec 17 | Ten | 0 | 0 | – | – | 0 | 1 | 0 | 12 | 12.0 | 12 | 0 |
| Dec 24 | Jax | 1 | 8 | 8.0 | 8 | 0 | 2 | 1 | 16 | 8.0 | 8 | 0 |
| Dec 31 | at LAR | 0 | 0 | – | – | 0 | 3 | 1 | 32 | 10.7 | 16 | 0 |
| **TOTALS** | | **1** | **8** | **8.0** | **8** | **0** | **30** | **16** | **281** | **9.4** | **39** | **0** |

## GOLDMINE

- NFL players once again had the chance to share the causes that are important to them during all Week 13 games, as part of the NFL's My Cause, My Cleats campaign. The initiative was a culmination of collaborative work between the NFL and players across the league. "The USO strengthens America's military service members by keeping them connected to family, home and country, throughout their service to the nation," said Taylor.

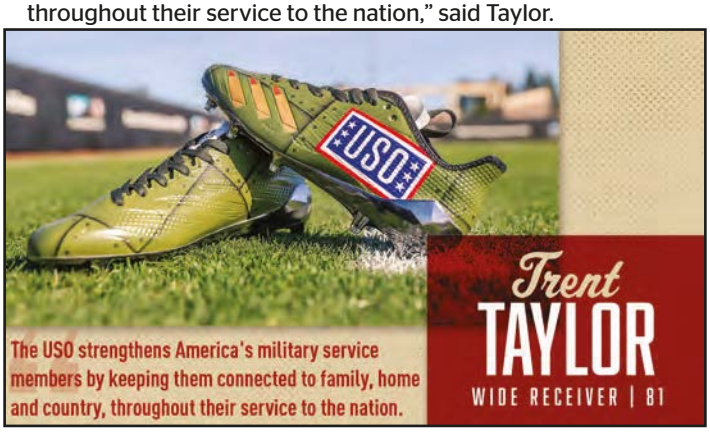


- As part of the 49ers annual Thanksgiving celebrations, Taylor and his teammates visited Cityteam San Jose to serve a holiday feast to over 300 people in need. Guests enjoyed turkey along with all of the usual holiday sides, while getting to know the 49ers.

- Growing up, Taylor was a multi-sport athlete while attending Evangel Christian (Shreveport, LA) high school. He was an all-state baseball player in addition to participating in track and long jump. For one season, Taylor played tennis with his quarterback as his doubles partner and the two were state runners-up that year.
- While playing defensive back in high school, Taylor hit an opponent with such ferocity that he broke the receiver's jaw.

## TAYLOR'S CAREER STATISTICS

| | | | | RECEIVING | | | | | RUSHING | | | | |
|---|---|---|---|---|---|---|---|---|---|---|---|---|---|
| YEAR | TEAM | GP | GS | NO | YDS | AVG | LG | TD | ATT | YDS | AVG | LG | TD |
| 2017 | SF | 15 | 1 | 43 | 430 | 10.0 | 33 | 2 | 0 | 0 | – | – | 0 |
| **TOTALS** | | **15** | **1** | **43** | **430** | **10.0** | **33** | **2** | **0** | **0** | **–** | **–** | **0** |

| | | KICKOFF RETURNS | | | | | PUNT RETURNS | | | | | |
|---|---|---|---|---|---|---|---|---|---|---|---|---|
| YEAR | TEAM | NO | YDS | AVG | LG | TD | NO | FC | YDS | AVG | LG | TD |
| 2017 | SF | 1 | 8 | 8.0 | 8 | 0 | 30 | 16 | 281 | 9.4 | 39 | 0 |
| **TOTALS** | | **1** | **8** | **8.0** | **8** | **0** | **30** | **16** | **281** | **9.4** | **39** | **0** |

**Additional Statistics:**
**Fumbles–Lost – 1–1:** 2017 (1–1)
**Tackles – 1:** 2017 (1)

**Milestones:**
**NFL Debut:** vs. Car. (9/10/17); **First Start:** vs. Jax. (12/24/17); **First Reception:** vs. Car. (9/10/17 – 8–yd. pass from QB Brian Hoyer); **First Touchdown:** vs. LAR (9/21/17 – 3–yd. pass from QB Brian Hoyer); **First Punt Return:** vs. Car. (9/10/17 – 9–yd. PR)

## TAYLOR'S CAREER HIGHS

**Receptions:** 6 at Chi. (12/3/17)
**Receiving Yards:** 92 at Chi. (12/3/17)
**Long Reception:** 33 at Chi. (12/3/17)
**Touchdown Receptions:** 1 (2 times) Last vs. Jax. (12/24/17)
**Punt Returns:** 4 at Arz. (10/1/17)
**Punt Return Yards:** 41 at Arz. (10/1/17)
**Long Punt Return:** 39 at Was. (10/15/17)
**Kickoff Returns:** 1 vs. Jax. (12/24/17)
**Kickoff Return Yards:** 8 vs. Jax. (12/24/17)
**Long Kickoff Return:** 8 vs. Jax. (12/24/17)

## TAYLOR'S TRANSACTIONS

Originally the second of two 5th–round (177th overall) draft choices by SF in 2017.

## COLLEGE

In four seasons at Louisiana Tech, played in 53 games and registered 327 recepts. for 4,179 yds. and 32 TDs, while adding 58 PRs for 482 yds. Finished his collegiate career ranked 1st in school history with 327 career recepts. and 2nd in both rec. yds. (4,179) and TDs (32). In 2016, earned First-Team All-Conference USA honors as a WR and Second-Team All-Conference USA honors as PR. Also earned First-Team All-Louisiana honors from the Louisiana Sports Writers Association. Started all 14 games and notched 136 recepts. for 1,803 yds. and 12 TDs. Also added 17 PRs for 176 yds. His 1,803 rec. yds. ranked 1st in the NCAA and set a single-season school record. As a junior, earned First-Team All-Conference USA and First-Team All-Louisiana honors. Played in 13 games and tallied 99 recepts. for 1,282 yds. and 9 TDs while adding 13 PRs for 83 yds. In 2014, earned Second-Team All-Conference USA and Honorable Mention All-Louisiana honors. Played in 14 games and tallied 64 recepts. for 834 yds. and 9 TDs. Also had 22 PRs for 168 yds. As a freshman, played in 12 games and notched 28 recepts. for 260 yds. and 2 TDs, while adding 6 PRs for 53 yds.

## PERSONAL

- Attended Evangel Christian Academy (Shreveport, LA), and earned all-state, all-district and all-city honors and was named MVP of the state championship game as a senior.
- Registered 107 recepts. for 1,650 yds. and 20 TDs as a senior.
- Also lettered in basketball, baseball, tennis and track & field.
- Born Trent Nelson Taylor (4/30/94) in Cookville, TN.

## INJURY REPORT

**2017:** Inactive vs. NYG (11/12) with a ribs injury.



# SOLOMON THOMAS

94

DL » 6-3 » 256 » STANFORD

12.20.95 » COPPELL, TX » COPPELL HS, COPPELL, TX » ROOKIE » ACQUIRED D-1A IN '17

## 2017 HIGHLIGHTS

- Played in 14 games (12 starts) and registered 41 tackles, 3.0 sacks and 1 FR.
- Brought down Cardinals QB Carson Palmer at Arz. (10/1), notching the 1st sack of his career.
- Registerd a career-high 9 tackles at Was. (10/15), while also notching his 2nd career sack, bringing down Redskins QB Kirk Cousins.
- Brought down Jaguars QB Blake Bortles for a 2-yd. loss vs. Jax. (12/24), marking his 3rd sack of the season.
- Notched his 1st career FR at LAR (12/31), jumping on a fumble by Rams QB Sean Mannion.

## GOLDMINE

- NFL players once again had the chance to share the causes that are important to them during all Week 13 games, as part of the NFL's My Cause, My Cleats campaign. The initiative was a culmination of collaborative work between the NFL and players across the league. Thomas is supporting 10 Books A Home for his My Cause, My Cleats initiative. Thomas' mom was a teacher and his family instilled the importance of having an education. 10 Book A Home is an early childhood education nonprofit whose mission is to send all high poverty preschoolers to kindergarten prepared to perform above grade level. "Knowledge is power, an through constantly learning and growing, an education can bring you to places you never thought you could go," said Thomas.

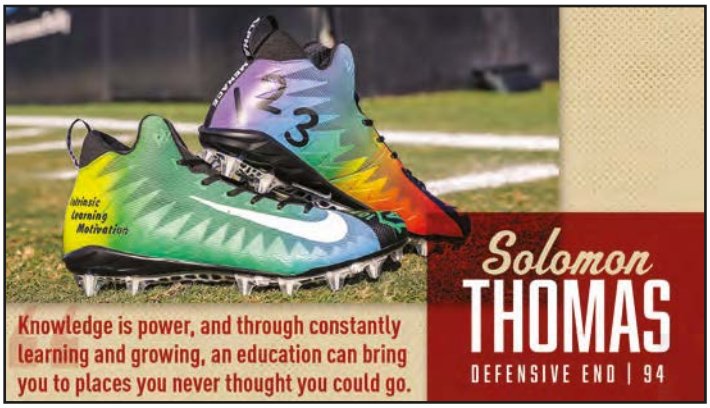


- Thomas comes from an athletic family. His father, Chris, and mother, Martha, each attended the College of Wooster (OH) where Chris played basketball and Martha ran track. Solomon's uncle, Jon Thomas, ran track at Indiana University where he was a four-time Big Ten 400m hurdles champion.

## THOMAS' GOLDEN NUGGETS

- Born in Chicago, IL, Thomas moved and spent part of his childhood living in Australia. His father, Chris, was an international sales manager for Proctor & Gamble and he was stationed there. Thomas grew up learning to surf and enjoyed playing on the beach and eating fish and chips. He didn't begin playing football until he moved to Coppell, TX.
- One of Thomas' two career touchdowns at Stanford came at Levi's Stadium, returning a fumble recovery 34 yards for the score in the Cardinal's 41-22 victory over USC in the 2015 Pac-12 Championship Game.
- As a junior at Stanford, Thomas earned the Morris Trophy, a prestigious honor voted on by opposing Pac-12 offensive linemen. He joins 49ers teammates DL DeForest Buckner and G Joshua Garnett as Morris Trophy winners on the roster.

## THOMAS' GAME-BY-GAME

| 2017 Date | Opp | W/L | P/S | Tot | Sol | Ast | Sk | Yds | Int | Yds | PD | FF | FR | Yds |
|---|---|---|---|---|---|---|---|---|---|---|---|---|---|---|
| Sep 10 | Car | L | 1/0 | 2 | 2 | 0 | 0.0 | 0.0 | 0 | 0 | 0 | 0 | 0 | 0 |
| Sep 17 | at Sea | L | 1/1 | 4 | 4 | 0 | 0.0 | 0.0 | 0 | 0 | 0 | 0 | 0 | 0 |
| Sep 21 | LAR | L | 1/0 | 1 | 1 | 0 | 0.0 | 0.0 | 0 | 0 | 0 | 0 | 0 | 0 |
| Oct 1 | at Arz | L | 1/1 | 5 | 5 | 0 | 1.0 | 2.0 | 0 | 0 | 0 | 0 | 0 | 0 |
| Oct 8 | at Ind | L | 1/1 | 2 | 1 | 1 | 0.0 | 0.0 | 0 | 0 | 0 | 0 | 0 | 0 |
| Oct 15 | at Was | L | 1/1 | 9 | 7 | 2 | 1.0 | 5.0 | 0 | 0 | 0 | 0 | 0 | 0 |
| Oct 22 | Dal | L | 1/1 | 1 | 1 | 0 | 0.0 | 0.0 | 0 | 0 | 0 | 0 | 0 | 0 |
| Oct 29 | at Phi | L | 1/1 | 2 | 1 | 1 | 0.0 | 0.0 | 0 | 0 | 0 | 0 | 0 | 0 |
| Nov 5 | Arz | L | – | – | INACTIVE (Knee) | | | | – | – | – | – | – | – |
| Nov 12 | NYG | W | – | – | INACTIVE (Knee) | | | | – | – | – | – | – | – |
| Nov 26 | Sea | L | 1/1 | 2 | 2 | 0 | 0.0 | 0.0 | 0 | 0 | 0 | 0 | 0 | 0 |
| Dec 3 | at Chi | W | 1/1 | 1 | 1 | 0 | 0.0 | 0.0 | 0 | 0 | 0 | 0 | 0 | 0 |
| Dec 10 | at Hou | W | 1/1 | 2 | 1 | 1 | 0.0 | 0.0 | 0 | 0 | 0 | 0 | 0 | 0 |
| Dec 17 | Ten | W | 1/1 | 3 | 2 | 1 | 0.0 | 0.0 | 0 | 0 | 0 | 0 | 0 | 0 |
| Dec 24 | Jax | W | 1/1 | 6 | 5 | 1 | 1.0 | 2.0 | 0 | 0 | 0 | 0 | 0 | 0 |
| Dec 31 | at LAR | W | 1/1 | 1 | 1 | 0 | 0.0 | 0.0 | 0 | 0 | 0 | 0 | 1 | 0 |
| **TOTALS** | | | **14/12** | **41** | **34** | **7** | **3.0** | **9.0** | **0** | **0** | **0** | **0** | **1** | **0** |

## GOLDMINE (CONTINUED)

- Thomas spent part of his life living in Australia. Says Solomon, "My dad was an international sales manager for Proctor & Gamble, and they had him out there. It was an amazing experience to be there from two to seven or eight. It definitely gave me a different perspective on life and definitely shaped me for life." Thomas' family moved back to the United States and spent a few years living in Connecticut. It wasn't until his family prepared to move to Texas that Thomas was introduced to football, when his parents had him watch 'Friday Night Lights.'
- During his childhood, Thomas grew up speaking with a thick Australian accent. When he moved back to the States, no one in school could understand him, so he took three years of speech therapy classes to remove the accent. However, if it was up to Thomas, he would have kept the accent. Said Thomas, "It's unfortunate, because I'd love to still have my Australian accent."
- In October of 2017, the 49ers partnered with Bags of Fun to deliver backpacks to children undergoing treatment at Lucile Packard Children's Hospital. Each bag was personalized with educational, interactive and fun toys to provide joy, laughter and relief from the stress and anxiety of being in the hospital. Thomas and his teammates spent time with patients receiving Bags of Fun and other families in the hospital to uplift them during a difficult time.

- In honor of the NFL's Crucial Catch campaign, the 49ers hosted a fashion show on Tuesday, October 17th, 2017, featuring breast cancer and pediatric cancer warriors in apparel donated by Levi's®. Thomas, along with his 49ers teammates, walked the runway with cancer warriors as they shared their stories of strength and courage with the audience.

## THOMAS' CAREER STATISTICS

| | | | | TACKLES | | | | | INTERCEPTIONS | | | | | FUMBLES | | |
|---|---|---|---|---|---|---|---|---|---|---|---|---|---|---|---|---|
| YEAR | TEAM | GP | GS | TOT | SOL | AST | SACKS | YDS | INT | YDS | LG | TD | PD | FF | FR | YDS |
| 2017 | SF | 14 | 12 | 41 | 34 | 7 | 3.0 | 9.0 | 0 | 0 | – | 0 | 0 | 0 | 1 | 0 |
| **TOTALS** | | **14** | **12** | **41** | **34** | **7** | **3.0** | **9.0** | **0** | **0** | **–** | **0** | **0** | **0** | **1** | **0** |

**Milestones:**
**NFL Debut:** vs. Car. (9/10/17); **First Start:** at Sea. (9/17/17); **First Sack:** at Arz. (10/1/17 – QB Carson Palmer); **First FR:** at LAR (12/31/17 – QB Sean Mannion)

## THOMAS' CAREER HIGHS

**Total Tackles:** 9 at Was. (10/15/17)
**Solo:** 7 at Was. (10/15/17)
**Assists:** 2 at Was. (10/15/17)
**Sacks:** 1.0 (3 times) Last vs. Jax. (12/24/17)
**Fumble Recoveries:** 1 at LAR (12/31/17)

## THOMAS' TRANSACTIONS

Originally the first of two 1st–round (3rd overall) draft choices by SF in 2017.

## COLLEGE

Appeared in 27 games in three seasons at Stanford and registered 101 tackles, 11.5 sacks, 25.5 TFLs, 4 FRs and 2 TDs. In 2016, was named Second-Team All-America by *USA Today* and Third-Team All-America by the Associated Press. Also earned First-Team All-Pac-12 honors and the Morris Trophy award, a prestigious honor voted on by opposing Pac-12 offensive linemen. Appeared in all 13 games and registered 62 tackles, 8.0 sacks, 15 TFLs and 2 FRs. As a sophomore in 2015, appeared in all 14 games for the Cardinal and was named All-Pac-12 honorable mention after recording 39 tackles, 3.5 sacks, 10.5 TFLs and 2 FRs. Thomas did not see action as a freshman in 2014.

## PERSONAL

- Attended Coppell (TX) HS, where he recorded 272 total tackles and was named second-team all-state in 2013. Also had 21 sacks throughout his final three years. Was named Second-Team All-USA by *USA Today* as a senior in 2013.
- Also lettered in basketball at Coppell.
- Son of Chris and Martha Thomas.
- Born Solomon Christopher Thomas (12/20/95) in Chicago, IL.
- Studied communications at Stanford.

## INJURY REPORT

**2017:** Inactive vs. Arz. (11/5) & vs. NYG (11/12) with a knee injury.

# LAKEN TOMLINSON

75

OL » 6-3 » 312 » DUKE

2.9.92 » CHICAGO, IL » LANE TECHNICAL COLLEGE PREP HS, CHICAGO, IL » 3RD YEAR » ACQUIRED TR IN '17 - DET

## 2017 HIGHLIGHTS

- Started 15 games at LG and helped the 49ers offense register 349.2 yds. per game, the most by the team since 2012 (361.8).
- The 49ers offense rushed for 159 yds. on 19 carries (8.37 avg.) at Sea. (9/17). The team's 8.37 avg. yds. per carry was the 3rd highest avg. against the Seahawks all-time and it also marked the 6th highest single-game avg. by the team in franchise history.
- The 49ers offensive line helped pave the way vs. NYG (11/12) as the team registered a season-high 474 net yds. from scrimmage, including 186 yds. rushing. Also did not allow a sack on 25 atts. by QB C.J. Beathard.
- Part of an offensive line that amassed 461 net yds. of offense (169 rushing, 292 passing) and did not allow a sack at LAR (12/31).

## GOLDMINE

- Growing up in Jamaica, Tomlinson always aspired to serve in the healthcare industry. After his football career, he plans to become a neurosurgeon. Tomlinson has always taken education seriously, commuting 90 minutes each day to and from school to receive a quality education in high school. He went on to graduate from Duke University with a bachelor's degree in evolutionary anthropology and psychology. While currently focused on football, Tomlinson still finds time to shadow doctors to help prepare for a career in the medical field after his retirement from the NFL. Professional athletes everywhere can look to Tomlinson as proof that balancing academics and athletics can be difficult but achievable. He enjoys being a role model for kids, but plans to take it a step further. "I want to improve the healthcare system in Jamaica. I believe it is the best way to directly help people in need and make a difference," said Tomlinson.

## TOMLINSON'S GOLDEN NUGGETS

- Was on the Track & Field team in high school where he participated in both the discus and shotput competitions.
- Moved to America from Jamaica when he was close to 11 years old, where was raised by his single mother in the Rogers Park section of Chicago, IL.
- Named Academic All-ACC all four years of his college career at Duke (2011-14).

## GOLDMINE (CONTINUED)

- In 2014, Tomlinson won the Orange Bowl–FWAA Courage Award which is presented by a select group of writers from the FWAA to an athlete that displays courage on and off the field, including overcoming an injury or living through hardship. "My mother has been the greatest influence on my life, and none of this recognition would be possible without her sacrifice, love and support," said Tomlinson as he received the award. After growing up in Jamaica and moving to the United States when he was 10, he gives all the credit for who he is today to his mother. "It means the world to me to make her proud. If not for her, I could still be in Jamaica, living a life of poverty. Every time I go home or have an opportunity to talk to my mother, she always tells me before she hangs up, 'Laken, I love you and I'm extremely proud of you and everything that you do for our family. Keep doing what you are doing. The Lord has a plan for you, Laken.'"

## TOMLINSON'S CAREER STATISTICS

**GAMES/STARTS – 47/39:** 2015 (16/14); 2016 (16/10); 2017 (15/15)
**POSTSEASON GAMES/STARTS – 1/1:** 2016 (1/1)

**Additional Statistics:**
**Tackles – 1:** 2017 (1)

**Milestones:**
**NFL Debut:** at SD (9/13/15); **First Start:** at SD (9/13/15)

## TOMLINSON'S TRANSACTIONS

Originally a 1st–round (28th overall) draft choice by Det. in 2015...Traded to SF on 8/31/17.

## 2016 (DETROIT)

- Appeared in all 16 games for the 2nd consecutive season, making 10 starts along the offensive line.
- Started at RG vs. LAR (10/16), helping the Lions offense net 348 total yds. and make two 4th down conversions, while also allowing no sacks in the game.
- Was part of an offensive line that helped the Lions total 308 yds. of offense in a 16-13 victory vs. Min. (11/24).
- Started at LG vs. Chi. (12/11) and helped the Lions tally 114 total rushing yds.
- Started at LG for the 3rd consecutive game at Dal. (12/26).
- Started on an offensive line that allowed Detroit Lions QB Matthew Stafford to throw for 347 yds. and Detroit Lions RB Zach Zenner rush for a career-high 69 yds. and 1 TD vs. Green Bay (1/1/17).
- Started at LG in the Wild Card playoff game at Sea. (1/7/17 - NFC - WC).

## 2015 (DETROIT)

- Started in 4 of the team's 16 games in his 1st NFL season.
- Made his 1st career start along the offensive line at SD (9/13).
- Saw action at guard at Min. (9/20).
- Made his 2nd career start at LG at Sea. (10/5) along an offensive line that allowed no sacks.
- Started at LG vs. Chi. (10/18) where he contributed to an offense that produced 4 TDs, a season-high 546 yds. in total offense, including 155 rushing yds.
- Was part of an offensive line that helped produce 109 rushing yds. and 1 TD vs. Oak. (11/21).
- Started at LG vs. Phi. (11/22) as the offense produced 100-or-more yds. rushing for the 2nd straight game.
- Was part of an offensive line that helped the team reach 100-or-more yds. rushing in four-consecutive games at StL (12/13).

## COLLEGE

Started all 52 games in which he appeared in during five years at Duke (2010-14). As a senior in 2014, was a consensus All-America selection and was named First-Team All-ACC by both the league's head coaches and Atlantic Coast Sports Media Association. Started all 13 games as Duke's offensive line led the nation in fewest TFLs allowed per game (3.15) and ranked 1st in the ACC in sacks allowed per passing att. (36.23) and 2nd in sacks allowed per game (1.00). Was named First-Team All-ACC as a junior in 2013. In 2012, played a team-high 1,048 total snaps while starting all 13 games at RG. As a redshirt-freshman in 2011, was named First-Team Freshman All-America by Sporting News after starting all 12 games at RG.

## PERSONAL

- Attended Lane Technical College Prep (Chicago, IL) HS where he earned all-state honors as a senior from both the Illinois High School Football Coaches Association and Chicago Tribune after being named team MVP.
- At Lane, he also competed in track & field in discus and shot put.
- Born Laken Tomlinson (2/9/92) in Chicago, IL.
- Graduated from Duke with degrees in both evolutionary anthropology and psychology.



# JIMMIE WARD

25

DB » 5-11 » 193 » NORTHERN ILLINOIS

7.18.91 » MOBILE, AL » W.P. DAVIDSON HS, MOBILE, AL » 4TH YEAR » ACQUIRED D-1 IN '14

## AWARDS & HONORS

**2015:** Hazeltine Iron Man Award

## 2017 HIGHLIGHTS

- Played in 7 games (6 starts) and registered 32 tackles, 1 FR and 1 PD before being placed on the Injured Reserve List on 11/1.
- Tallied his 1st career FR at Was. (10/15), scooping up a fumble by Redskins TE Vernon Davis. He returned it 43 yds. and set up a 1-yd. TD run by RB Carlos Hyde on the ensuing play. His 43-yd. return was the longest fumble return by the 49ers since 10/27/13 (at Jax. - LB Dan Skuta - 47 yds.).

## GOLDMINE

- Growing up in Mobile, AL, Ward knew when to separate himself from others in his neighborhood. Said Ward, "From where I come from, the neighborhood that I grew up in, a lot of people don't make it out. There's a lot of stuff. They either flunk out of school, end up having a child so they have to drop out of school and raise that child, or end up going to jail. It really just made me want to do something more than what my peers were doing." Ward would later surround himself with positive influences.
- Ward's family is no stranger to professional athletics. He is the cousin of former NBA player, Caron Butler. Butler, 10 years older than Ward, watched him grow up in Racine, WI, prior to Ward's move to Mobile, AL.

- While playing youth football, Ward went by the nickname 'Neko' and was teammates with former Alabama QB AJ McCarron with the Mobile Youth Football's Municipal Raiders. He played linebacker for the team that won multiple Youth Bowl Championships in Mobile.

## WARD'S GOLDEN NUGGETS

- Named the 49ers Hazeltine Iron Man Award winner for the 2015 season. The award is named for former linebacker Matt Hazeltine, a 13-year performer who played more seasons at linebacker than any other 49ers player. Known for his durability and dedication, Hazeltine passed away in 1987 from ALS, and Bill Walsh established the award in his honor that year. The award is given annually to the most courageous and inspirational defensive player as voted upon by the defensive coaches.
- On the day he was selected by the 49ers in the 1st round of the 2014 NFL Draft, drove three hours to New Orleans to purchase a new purse for his mother's birthday. He said, "I never really bought her anything expensive, because you're a kid. Growing up you would write a card, color a card or just buy a card or simple flowers. That's the most I ever did. She likes purses, so I just decided to get her a purse. It really didn't matter how much it cost, you just wanted to see that smile." His act of generosity shows his true character. "I'm not a selfish person. I just like to see and make other people smile too. It makes me feel better as a person."
- Was best friends growing up with 49ers 2015 2nd round draft pick, S Jaquiski Tartt. The two were teammates at W.P. Davidson High School in Mobile, AL.

## WARD'S GAME-BY-GAME

**2017**

| Date | Opp | W/L | P/S | Tot | Sol | Ast | Sk | Yds | Int | Yds | PD | FF | FR | Yds |
|---|---|---|---|---|---|---|---|---|---|---|---|---|---|---|
| Sep 10 | Car | L | – | – | INACTIVE (Hamstring) | | | | – | | – | – | – | – |
| Sep 17 | at Sea | L | 1/0 | 5 | 3 | 2 | 0.0 | 0.0 | 0 | 0 | 1 | 0 | 0 | 0 |
| Sep 21 | LAR | L | 1/1 | 7 | 7 | 0 | 0.0 | 0.0 | 0 | 0 | 0 | 0 | 0 | 0 |
| Oct 1 | at Arz | L | 1/1 | 4 | 4 | 0 | 0.0 | 0.0 | 0 | 0 | 0 | 0 | 0 | 0 |
| Oct 8 | at Ind | L | 1/1 | 4 | 3 | 1 | 0.0 | 0.0 | 0 | 0 | 0 | 0 | 0 | 0 |
| Oct 15 | at Was | L | 1/1 | 3 | 2 | 1 | 0.0 | 0.0 | 0 | 0 | 0 | 0 | 1 | 43 |
| Oct 22 | Dal | L | 1/1 | 6 | 6 | 0 | 0.0 | 0.0 | 0 | 0 | 0 | 0 | 0 | 0 |
| Oct 29 | at Phi | L | 1/1 | 3 | 2 | 1 | 0.0 | 0.0 | 0 | 0 | 0 | 0 | 0 | 0 |
| PLACED ON INJURED RESERVE (Arm) ON 11/1 | | | | | | | | | | | | | | |
| **TOTALS** | | | **7/6** | **32** | **27** | **5** | **0.0** | **0.0** | **0** | **0** | **1** | **0** | **1** | **43** |

## WARD'S CAREER STATISTICS

| | | | | TACKLES | | | | | INTERCEPTIONS | | | | | FUMBLES | | |
|---|---|---|---|---|---|---|---|---|---|---|---|---|---|---|---|---|
| YEAR | TEAM | GP | GS | TOT | SOL | AST | SACKS | YDS | INT | YDS | LG | TD | PD | FF | FR | YDS |
| 2014 | SF | 8 | 0 | 23 | 17 | 6 | 0.0 | 0.0 | 0 | 0 | – | 0 | 2 | 0 | 0 | 0 |
| 2015 | SF | 16 | 8 | 65 | 51 | 14 | 1.0 | 9.0 | 1 | 29 | 29t | 1 | 5 | 0 | 0 | 0 |
| 2016 | SF | 11 | 10 | 64 | 49 | 15 | 1.0 | 7.0 | 1 | 8 | 8 | 0 | 12 | 0 | 0 | 0 |
| 2017 | SF | 7 | 6 | 32 | 27 | 5 | 0.0 | 0.0 | 0 | 0 | – | 0 | 1 | 0 | 1 | 43 |
| **TOTALS** | | **42** | **24** | **184** | **144** | **40** | **2.0** | **16.0** | **2** | **37** | **29t** | **1** | **20** | **0** | **1** | **43** |

**Additional Statistics:**
**Special Teams Tackles – 9:** 2014 (3); 2015 (4); 2016 (2)
**Special Teams Forced Fumbles – 1:** 2016 (1)
**Special Teams Fumble Recoveries – 1:** 2016 (1)

**Milestones:**
**NFL Debut:** at Dal. (9/7/14); **First Start:** vs. Min. (9/14/15); **First INT:** at Chi. (12/6/15 – QB Jay Cutler); **First INT Returned for a TD:** at Chi. (12/6/15 – QB Jay Cutler); **First Sack:** vs. Cin. (12/20/15 – QB AJ McCarron); **First FR:** at Was. (10/15/17 – TE Vernon Davis)

## WARD'S CAREER HIGHS

**Total Tackles:** 12 vs. NYJ (12/11/16)
**Solo:** 9 vs. NYJ (12/11/16)
**Assists:** 3 (4 times) Last vs. NYJ (12/11/16)
**Sacks:** 1.0 (2 times) Last vs. NYJ (12/11/16)
**Interceptions:** 1 (2 times) Last vs. NYJ (12/11/16)
**Interception Yards:** 29t at Chi. (12/6/15)
**Fumble Recoveries:** 1 at Was. (10/15/17)
**Passes Defensed:** 4 at Arz. (11/13/16)

## WARD'S TRANSACTIONS

Originally a 1st–round (30th overall) draft choice by SF in 2014...Placed on the Injured Reserve List on 11/15/14...Placed on the Injured Reserve List on 12/20/16...Placed on the Injured Reserve List on 11/1/17.

## 2016

- Appeared in 11 games (10 starts) and recorded 64 tackles, 1.0 sack, 1 INT and a career-high 12 PDs before being placed on the Injured Reserve List on 12/20 with a shoulder injury.
- Registered 9 tackles and a career-high 4 PDs at Arz. (11/13).
- Recorded his 1st career special teams forced fumble and fumble recovery at Chi. (12/4), knocking the ball loose from WR Deonte Thompson on a kickoff return. It marks the 2nd consecutive year that he has registered a takeaway in Chicago [29-yd. INT return for TD at Chi. (12/6/15)].
- Totaled a career-high 12 tackles, 1 INT, 1.0 sack and 3 PDs vs. NYJ (12/11). On the opening possession of the game, intercepted QB Bryce Petty and returned it 8 yds., marking his 1st INT of the year and 2nd of his career. In the 2nd Qtr., sacked Petty for a 7-yd. loss, his 1st sack of the season and 2nd of his career. With 1 INT and 1.0 sack, he became the 1st 49er to record an INT and a sack in the same game since LB NaVorro Bowman at Arz. (12/29/13 - 1 INT and 1.0 sack).

## 2015

- Saw action in all 16 games with a career-high 8 starts and set new single-season highs with 65 tackles, 1 INT, 5 PDs and 1.0 sack.
- Intercepted Bears QB Jay Cutler and returned it 29 yds. for a TD, marking his 1st career INT and 1st career TD at Chi. (12/6).
- Registered 7 tackles and added his 1st career sack vs. Cin. (12/20), brining down Bengals QB AJ McCarron for a 9-yd. loss.
- Set a career high with 8 tackles vs. StL (1/3/16) and added 1 PD.

## 2014

- Played in 8 games and registered 23 tackles and 2 PDs.

## COLLEGE

Played in 55 games (39 starts - 12 at CB and 27 at S) and totaled 320 tackles, 11 INTs, including 1 returned for a TD, 2.0 sacks, 4 FFs, 1 FR, 26 PDs, 6 TFLs and 4 blocked kicks for the Huskies. As a senior, Ward ranked 7th in the nation with 7 INTs, en route to earning Second-Team All-America and First-Team All-MAC honors. Started all 14 games at safety, and recorded a team-high 95 tackles, while adding 1.0 sack, 2.5 TFLs and led the conference with 10 PDs. In 2012, earned Third-Team All-America honors from the NFL Draft Report and was a First-Team All-MAC selection. Notched a career-high 104 tackles to lead the Huskies defense, and added 3 INTs, 1 FF, 11 PDs and 1 TFL. As a sophomore, earned Second-Team All-MAC honors, and played in 14 games, starting 12 at CB. Registered 100 tackles, 1.0 sack, 1 INT, 1 FF, 4 PDs and 2.5 TFLs. As a true freshman, saw action in all 14 games, tallied 21 tackles, 1 FF, 1 PD and blocked a school-record 3 punts. Named NIU's 2010 Special Teams Player of the Year and Freshman of the Year.

## PERSONAL

- Majored in general studies at Northern Illinois.
- Attended W.P. Davidson (Mobile, AL) HS where he was selected as an honorable mention Class 6A All-State defensive back by the Alabama Sportswriters Association as a senior.
- Also named to the Moblie Press Register's All-Region 4A-6A team following his junior and senior years.
- Born Jimmie Neko Suave Ward (7/18/91) in Racine, WI.

## INJURY REPORT

**2014:** Inactive at Den. (10/19) with a quadricep injury. Placed on the Injured Reserve List on 11/15 with a foot injury.

**2016:** Inactive 3 games [vs. Dal. (10/2), vs. Arz. (10/6) and at Buf. (10/16)] with a quadricep injury. Placed on the Injured Reserve List on 12/20 with a shoulder injury.

**2017:** Inactive vs. Car. (9/10) with a hamstring injury. Placed on the Injured Reserve List on 11/1 with an arm injury.

## WARD'S GAME-BY-GAME

**2014**

| Date | Opp | W/L | P/S | Tot | Sol | Ast | Sk | Yds | Int | Yds | PD | FF | FR | Yds |
|---|---|---|---|---|---|---|---|---|---|---|---|---|---|---|
| Sep 7 | at Dal | W | 1/0 | 2 | 1 | 1 | 0.0 | 0.0 | 0 | 0 | 0 | 0 | 0 | 0 |
| Sep 14 | Chi | L | 1/0 | 4 | 2 | 2 | 0.0 | 0.0 | 0 | 0 | 0 | 0 | 0 | 0 |
| Sep 21 | at Arz | L | 1/0 | 3 | 2 | 1 | 0.0 | 0.0 | 0 | 0 | 2 | 0 | 0 | 0 |
| Sep 28 | Phi | W | 1/0 | 3 | 3 | 0 | 0.0 | 0.0 | 0 | 0 | 0 | 0 | 0 | 0 |
| Oct 5 | KC | W | 1/0 | 3 | 2 | 1 | 0.0 | 0.0 | 0 | 0 | 0 | 0 | 0 | 0 |
| Oct 13 | at StL | W | 1/0 | 4 | 4 | 0 | 0.0 | 0.0 | 0 | 0 | 0 | 0 | 0 | 0 |
| Oct 19 | at Den | L | – | – | INACTIVE (Quad) | | | | – | – | – | – | – | – |
| Nov 2 | StL | L | 1/0 | 1 | 1 | 0 | 0.0 | 0.0 | 0 | 0 | 0 | 0 | 0 | 0 |
| Nov 9 | at NO | W | 1/0 | 3 | 2 | 1 | 0.0 | 0.0 | 0 | 0 | 0 | 0 | 0 | 0 |
| PLACED ON INJURED RESERVE (Foot) ON 11/15 | | | | | | | | | | | | | | |
| **TOTALS** | | | **8/0** | **23** | **17** | **6** | **0.0** | **0.0** | **0** | **0** | **2** | **0** | **0** | **0** |

**2015**

| Date | Opp | W/L | P/S | Tot | Sol | Ast | Sk | Yds | Int | Yds | PD | FF | FR | Yds |
|---|---|---|---|---|---|---|---|---|---|---|---|---|---|---|
| Sep 14 | Min | W | 1/1 | 3 | 1 | 2 | 0.0 | 0.0 | 0 | 0 | 0 | 0 | 0 | 0 |
| Sep 20 | at Pit | L | 1/0 | 1 | 1 | 0 | 0.0 | 0.0 | 0 | 0 | 0 | 0 | 0 | 0 |
| Sep 27 | at Arz | L | 1/0 | 0 | 0 | 0 | 0.0 | 0.0 | 0 | 0 | 0 | 0 | 0 | 0 |
| Oct 4 | GB | L | 1/1 | 5 | 3 | 2 | 0.0 | 0.0 | 0 | 0 | 1 | 0 | 0 | 0 |
| Oct 11 | at NYG | L | 1/0 | 7 | 7 | 0 | 0.0 | 0.0 | 0 | 0 | 0 | 0 | 0 | 0 |
| Oct 18 | Bal | W | 1/0 | 4 | 4 | 0 | 0.0 | 0.0 | 0 | 0 | 0 | 0 | 0 | 0 |
| Oct 22 | Sea | L | 1/0 | 4 | 2 | 2 | 0.0 | 0.0 | 0 | 0 | 0 | 0 | 0 | 0 |
| Nov 1 | at StL | L | 1/1 | 3 | 2 | 1 | 0.0 | 0.0 | 0 | 0 | 0 | 0 | 0 | 0 |
| Nov 8 | Atl | W | 1/1 | 7 | 7 | 0 | 0.0 | 0.0 | 0 | 0 | 1 | 0 | 0 | 0 |
| Nov 22 | at Sea | L | 1/0 | 3 | 3 | 0 | 0.0 | 0.0 | 0 | 0 | 0 | 0 | 0 | 0 |
| Nov 29 | Arz | L | 1/0 | 5 | 4 | 1 | 0.0 | 0.0 | 0 | 0 | 1 | 0 | 0 | 0 |
| Dec 6 | at Chi | W | 1/0 | 3 | 1 | 2 | 0.0 | 0.0 | 1 | 29t | 0 | 0 | 0 | 0 |
| Dec 13 | at Cle | L | 1/1 | 3 | 2 | 1 | 0.0 | 0.0 | 0 | 0 | 0 | 0 | 0 | 0 |
| Dec 20 | Cin | L | 1/1 | 7 | 6 | 1 | 1.0 | 9.0 | 0 | 0 | 1 | 0 | 0 | 0 |
| Dec 27 | at Det | L | 1/1 | 2 | 2 | 0 | 0.0 | 0.0 | 0 | 0 | 0 | 0 | 0 | 0 |
| Jan 3 | StL | W | 1/1 | 8 | 6 | 2 | 0.0 | 0.0 | 0 | 0 | 1 | 0 | 0 | 0 |
| **TOTALS** | | | **16/8** | **65** | **51** | **14** | **1.0** | **9.0** | **1** | **29** | **5** | **0** | **0** | **0** |

**2016**

| Date | Opp | W/L | P/S | Tot | Sol | Ast | Sk | Yds | Int | Yds | PD | FF | FR | Yds |
|---|---|---|---|---|---|---|---|---|---|---|---|---|---|---|
| Sep 12 | LAR | W | 1/1 | 2 | 2 | 0 | 0.0 | 0.0 | 0 | 0 | 2 | 0 | 0 | 0 |
| Sep 18 | at Car | L | 1/1 | 11 | 8 | 3 | 0.0 | 0.0 | 0 | 0 | 0 | 0 | 0 | 0 |
| Sep 25 | at Sea | L | 1/1 | 1 | 1 | 0 | 0.0 | 0.0 | 0 | 0 | 1 | 0 | 0 | 0 |
| Oct 2 | Dal | L | – | – | INACTIVE (Quad) | | | | – | – | – | – | – | – |
| Oct 6 | Arz | L | – | – | INACTIVE (Quad) | | | | – | – | – | – | – | – |
| Oct 16 | at Buf | L | – | – | INACTIVE (Quad) | | | | – | – | – | – | – | – |
| Oct 23 | TB | L | 1/0 | 3 | 3 | 0 | 0.0 | 0.0 | 0 | 0 | 0 | 0 | 0 | 0 |
| Nov 6 | NO | L | 1/1 | 6 | 5 | 1 | 0.0 | 0.0 | 0 | 0 | 1 | 0 | 0 | 0 |
| Nov 13 | at Arz | L | 1/1 | 9 | 6 | 3 | 0.0 | 0.0 | 0 | 0 | 4 | 0 | 0 | 0 |
| Nov 20 | NE | L | 1/1 | 6 | 6 | 0 | 0.0 | 0.0 | 0 | 0 | 1 | 0 | 0 | 0 |
| Nov 27 | at Mia | L | 1/1 | 5 | 3 | 2 | 0.0 | 0.0 | 0 | 0 | 0 | 0 | 0 | 0 |
| Dec 4 | at Chi | L | 1/1 | 7 | 4 | 3 | 0.0 | 0.0 | 0 | 0 | 0 | 0 | 0 | 0 |
| Dec 11 | NYJ | L | 1/1 | 12 | 9 | 3 | 1.0 | 7.0 | 1 | 8 | 3 | 0 | 0 | 0 |
| Dec 18 | at Atl | L | 1/1 | 2 | 2 | 0 | 0.0 | 0.0 | 0 | 0 | 0 | 0 | 0 | 0 |
| PLACED ON INJURED RESERVE (Shoulder) ON 12/20 | | | | | | | | | | | | | | |
| **TOTALS** | | | **11/10** | **64** | **49** | **15** | **1.0** | **7.0** | **1** | **8** | **12** | **0** | **0** | **0** |

# DEKODA WATSON

97

LB » 6-2 » 245 » FLORIDA STATE

3.3.88 » AIKEN, SC » SOUTH AIKEN HS, AIKEN, SC » 8TH YEAR » ACQUIRED FA IN '17

## AWARDS & HONORS

**2012:** NFC Special Teams Player of the Month (November)

**2017:** 49ers Community Relations Family Service Award

## CAREER HIGHLIGHTS

- As a member of the Tampa Bay Buccaneers, earned NFC Special Teams Player of the Month for November of 2012 after recording two special teams tackles and a punt block vs. SD (11/11) and recovering a fumble on special teams at Car. (11/18).

## 2017 HIGHLIGHTS

- Played in 14 games and registered 4 tackles while adding 6 special teams tackles.

## GOLDMINE

- Dedicated to giving back to his hometown community of Aiken County, SC, Watson created the Koda's Kids Foundation to provide opportunities for success for underprivileged youth. Founded in 2012, Koda's Kids aims to give back through the awards of scholarships, the promotion of education and strong work ethic, the encouragement of health and fitness, football fundamentals and safety, and the teaching of life skills and positive character traits. Each year, Koda's Kids provides a scholarship to one student from each of the seven high schools in Aiken County and surrounding areas as well as holds a football and cheerleading camp to promote physical fitness and education. For more information on Koda's Kids Foundation, visit **www.kodaskids.org**.
- NFL players once again had the chance to share the causes that are important to them during all Week 13 games, as part of the NFL's My Cause, My Cleats campaign. The initiative was a culmination of collaborative work between the NFL and players across the league. "My foundation makes a positive impact on underprivileged youth by proving opportunities for physical fitness and education," said Watson.

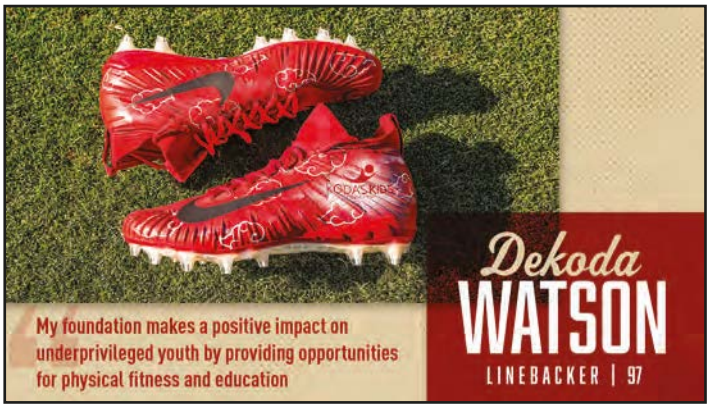


## WATSON'S GOLDEN NUGGETS

- Founded the Koda's Kids Foundation in 2012 to provide opportunities for underprivileged youth in his hometown of Aiken, SC.
- Has made his name as a special teams ace, leading the Tampa Bay Buccaneers with 19 special teams tackles in 2010 and the Denver Broncos with 11 special teams tackles in 2016.

## WATSON'S GAME-BY-GAME

2017

| Date | Opp | W/L | P/S | Tot | Sol | Ast | Sk | Yds | Int | Yds | PD | FF | FR | Yds |
|---|---|---|---|---|---|---|---|---|---|---|---|---|---|---|
| Sep 10 | Car | L | 1/0 | 1 | 0 | 1 | 0.0 | 0.0 | 0 | 0 | 0 | 0 | 0 | 0 |
| Sep 17 | at Sea | L | 1/0 | 0 | 0 | 0 | 0.0 | 0.0 | 0 | 0 | 0 | 0 | 0 | 0 |
| Sep 21 | LAR | L | 1/0 | 0 | 0 | 0 | 0.0 | 0.0 | 0 | 0 | 0 | 0 | 0 | 0 |
| Oct 1 | at Arz | L | 1/0 | 0 | 0 | 0 | 0.0 | 0.0 | 0 | 0 | 0 | 0 | 0 | 0 |
| Oct 8 | at Ind | L | – | – | INACTIVE (Groin) | | | | – | – | – | – | – | – |
| Oct 15 | at Was | L | – | – | INACTIVE (Groin) | | | | – | – | – | – | – | – |
| Oct 22 | Dal | L | 1/0 | 1 | 1 | 0 | 0.0 | 0.0 | 0 | 0 | 0 | 0 | 0 | 0 |
| Oct 29 | at Phi | L | 1/0 | 2 | 2 | 0 | 0.0 | 0.0 | 0 | 0 | 0 | 0 | 0 | 0 |
| Nov 5 | Arz | L | 1/0 | 0 | 0 | 0 | 0.0 | 0.0 | 0 | 0 | 0 | 0 | 0 | 0 |
| Nov 12 | NYG | W | 1/0 | 0 | 0 | 0 | 0.0 | 0.0 | 0 | 0 | 0 | 0 | 0 | 0 |
| Nov 26 | Sea | L | 1/0 | 0 | 0 | 0 | 0.0 | 0.0 | 0 | 0 | 0 | 0 | 0 | 0 |
| Dec 3 | at Chi | W | 1/0 | 0 | 0 | 0 | 0.0 | 0.0 | 0 | 0 | 0 | 0 | 0 | 0 |
| Dec 10 | at Hou | W | 1/0 | 0 | 0 | 0 | 0.0 | 0.0 | 0 | 0 | 0 | 0 | 0 | 0 |
| Dec 17 | Ten | W | 1/0 | 0 | 0 | 0 | 0.0 | 0.0 | 0 | 0 | 0 | 0 | 0 | 0 |
| Dec 24 | Jax | W | 1/0 | 0 | 0 | 0 | 0.0 | 0.0 | 0 | 0 | 0 | 0 | 0 | 0 |
| Dec 31 | at LAR | W | 1/0 | 0 | 0 | 0 | 0.0 | 0.0 | 0 | 0 | 0 | 0 | 0 | 0 |
| **TOTALS** | | | **14/0** | **4** | **3** | **1** | **0.0** | **0.0** | **0** | **0** | **0** | **0** | **0** | **0** |

## GOLDMINE (CONTINUED)

- As part of the 49ers annual Thanksgiving celebrations, Watson and his teammates visited Cityteam San Jose to serve a holiday feast to over 300 people in need. Guests enjoyed turkey along with all of the usual holiday sides, while getting to know the 49ers.

## GOLDMINE (CONTINUED)

- An avid outdoorsman, Watson thoroughly enjoys hunting deer and boar, among other animals. In addition to hunting, he often goes fishing. After mastering line fishing, he moved onto fly fishing in 2016.

- As part of Salute to Service Month, Watson, along with his teammates and general manager, John Lynch, visited the USO office at the San Jose Military Entrance Processing Station to spend time with military applicants and their families as they took the Oath of Enlistment and shipped off to basic training.

- In October of 2017, the 49ers partnered with Bags of Fun to deliver backpacks to children undergoing treatment at Lucile Packard Children's Hospital. Each bag was personalized with educational, interactive and fun toys to provide joy, laughter and relief from the stress and anxiety of being in the hospital. Watson and his teammates spent time with patients receiving Bags of Fun and other families in the hospital to uplift them during a difficult time.

- In honor of the NFL's Crucial Catch campaign, the 49ers hosted a fashion show on Tuesday, October 17th, 2017, featuring breast cancer and pediatric cancer warriors in apparel donated by Levi's®. Watson, along with his 49ers teammates, walked the runway with cancer warriors as they shared their stories of strength and courage with the audience.

## WATSON'S CAREER STATISTICS

| | | | | TACKLES | | | | | INTERCEPTIONS | | | | | FUMBLES | | |
|---|---|---|---|---|---|---|---|---|---|---|---|---|---|---|---|---|
| YEAR | TEAM | GP | GS | TOT | SOL | AST | SACKS | YDS | INT | YDS | LG | TD | PD | FF | FR | YDS |
| 2010 | TB | 15 | 1 | 17 | 12 | 5 | 0.0 | 0.0 | 0 | 0 | – | 0 | 2 | 0 | 0 | 0 |
| 2011 | TB | 14 | 2 | 20 | 13 | 7 | 1.0 | 7.0 | 0 | 0 | – | 0 | 3 | 1 | 1 | 7 |
| 2012 | TB | 16 | 0 | 2 | 2 | 0 | 0.0 | 0.0 | 0 | 0 | – | 0 | 0 | 0 | 0 | 0 |
| 2013 | TB | 15 | 3 | 37 | 29 | 8 | 2.0 | 12.0 | 1 | 0 | 0 | 0 | 1 | 1 | 0 | 0 |
| 2014 | JAX/DAL | 10 | 1 | 8 | 3 | 5 | 0.0 | 0.0 | 0 | 0 | – | 0 | 0 | 0 | 0 | 0 |
| 2015 | NE | 3 | 0 | 0 | 0 | 0 | 0.0 | 0.0 | 0 | 0 | – | 0 | 0 | 0 | 0 | 0 |
| 2016 | DEN | 16 | 0 | 6 | 5 | 1 | 1.0 | 7.0 | 0 | 0 | – | 0 | 0 | 1 | 0 | 0 |
| 2017 | SF | 14 | 0 | 4 | 3 | 1 | 0.0 | 0.0 | 0 | 0 | – | 0 | 0 | 0 | 0 | 0 |
| **TOTALS** | | **103** | **7** | **94** | **67** | **27** | **4.0** | **26.0** | **1** | **0** | **0** | **0** | **6** | **3** | **1** | **7** |

**PLAYOFFS**

| | | | | TACKLES | | | | | INTERCEPTIONS | | | | | FUMBLES | | |
|---|---|---|---|---|---|---|---|---|---|---|---|---|---|---|---|---|
| YEAR | TEAM | GP | GS | TOT | SOL | AST | SACKS | YDS | INT | YDS | LG | TD | PD | FF | FR | YDS |
| 2014 | DAL | 2 | 0 | 0 | 0 | 0 | 0.0 | 0.0 | 0 | 0 | – | 0 | 0 | 0 | 0 | 0 |
| 2015 | NE | 2 | 0 | 1 | 0 | 1 | 0.0 | 0.0 | 0 | 0 | – | 0 | 0 | 0 | 0 | 0 |
| **TOTALS** | | **4** | **0** | **1** | **0** | **1** | **0.0** | **0.0** | **0** | **0** | **–** | **0** | **0** | **0** | **0** | **0** |

**Additional Statistics:**

**Special Teams Tackles:** Regular Season – 60: 2010 (19); 2011 (4); 2012 (7); 2013 (5); 2014 (6); 2015 (2); 2016 (11); 2017 (6); Postseason – 1: 2015 (1)
**Special Teams Fumble Recoveries – 3:** 2012 (2); 2013 (1)
**Punt Blocks – 3:** 2012 (2); 2013 (1)

**Milestones:**

**NFL Debut:** vs. Cle. (9/12/10); **First Start:** vs. Car. (11/14/10); **First Sack:** vs. Atl. (9/25/11 – QB Matt Ryan); **First FF:** vs. Atl. (9/25/11 – QB Matt Ryan); **First FR:** vs. Dal. (12/17/11 – QB Tony Romo); **First FR Returned for a TD:** vs. Dal. (12/17/11 – QB Tony Romo); **First INT:** vs. NO (9/15/13 – QB Drew Brees)

## WATSON'S CAREER HIGHS

**Total Tackles:** 11 vs. SF (12/15/13)
**Solo:** 9 vs. SF (12/15/13)
**Assists:** 5 (2 times) Last at Was. (9/14/14)
**Passes Defensed:** 1 (6 times) Last vs. NO (9/15/13)
**Forced Fumbles:** 1 (3 times) Last vs. Oak. (1/1/17)
**Fumble Recoveries:** 1 vs. Dal. (12/17/11)
**Sacks:** 1.0 (4 times) Last vs. Oak. (1/1/17)
**Interceptions:** 1 vs. NO (9/15/13)
**Interception Yards:** 0 vs. NO (9/15/13)
**Long Interception Return:** 0 vs. NO (9/15/13)

## WATSON'S TRANSACTIONS

Originally a 7th–round (217th overall) draft choice by TB in 2010...Signed by Jax. on 3/12/14...Waived by Jax. on 11/11/14...Signed by Dal. on 11/14/14...Waived by Dal. on 5/8/15...Signed by NE on 5/12/15...Waived by NE on 8/31/15...Signed by NE on 9/16/15...Released by NE on 9/30/15...Signed by NE on 12/29/15...Signed by Den. on 5/16/16...Signed a three–year deal with SF on 3/17/17.

## 2016 (DENVER)

- Appeared in all 16 games for the 2nd time in his career and led the team with 11 special teams tackles while adding 6 tackles, 1.0 sack and 1 FF on defense.
- Recorded 3 tackles, 1.0 sack and 1 FF vs. Oak. (1/1/17), registering a strip-sack of Raiders QB Connor Cook.

## 2015 (NEW ENGLAND)

- Appeared in 3 regular season games, recording 2 special teams tackles. Saw action in both postseason contests and registered 1 tackle on defense and 1 tackle on special teams.

## 2014 (JACKSONVILLE/DALLAS)

- Saw action in 10 games (1 start) with Jax. and Dal. and totaled 8 tackles on defense and 6 tackles on special teams.
- Appeared in 9 games with Jax. and recorded 8 tackles before being waived on 11/11.
- Signed by Dal. on 11/14 and started 1 game in the regular season while seeing action in both postseason contests.

## 2013 (TAMPA BAY)

- Saw action in 15 games (3 starts) and recorded career highs in tackles (37) and sacks (2.0) while adding 1 INT, 1 PD and 1 FF. Added 5 tackles, 1 FR and 1 blocked punt on special teams.
- Registered 3 tackles and 1.0 sack at NYJ (9/8), taking down Jets QB Geno Smith for an 11-yd. loss.
- Notched the 1st INT of his career vs. NO (9/15), picking off Saints QB Drew Brees.
- Recorded the 3rd blocked punt of his career vs. Atl. (11/17).
- Totaled a career-high 11 tackles vs. SF (12/15).

## 2012 (TAMPA BAY)

- Appeared in all 16 games for the 1st time in his career and registered 2 tackles on defense and 7 tackles on special teams.
- Earned NFC Special Teams Player of the Month for November after recording two special teams tackles and a punt block vs. SD (11/11) and recovering a fumble on special teams at Car. (11/18).
- Blocked his 2nd punt of the season at Atl. (12/30), becoming the 3rd player in the NFL since 2007 to block multiple punts in the same season [CB Charles Tillman (Chi.) - 2007; DE Bryan Braman (Hou.) - 2012].
- Recovered a fumble on special teams vs. Phi. (12/9).

## 2011 (TAMPA BAY)

- Appeared in 14 games (2 starts) and recorded 20 tackles, 3 PDs, 1.0 sack, 1 FF and 1 FR for a TD.
- Registered his 1st career sack vs. Atl. (9/25), taking down Falcons QB Matt Ryan for a 7-yd. loss. He also knocked the ball loose from Ryan on the sack to record the 1st FF of his career.
- Notched his 1st career FR and returned it 7 yds. for a TD vs. Dal. (12/17).

## 2010 (TAMPA BAY)

- Saw action in 15 games (1 start) and totaled 17 tackles on defense and 19 tackles on special teams as a rookie.
- Made the 1st start of his NFL career vs. Car. (11/14) and recorded 3 tackles on defense and 3 tackles on special teams.

## COLLEGE

Appeared in 47 games (32 starts) at Florida State. Totaled 184 tackles, 11.5 sacks, 10 PDs, 3 FRs, 3 blocked kicks and 2 INTs during his four-year career. Appeared in 13 games (12 starts) as a senior in 2009 and recorded 65 tackles, 13 TFLs and 6.5 sacks to earn Second-Team All-ACC honors. Saw action in 10 games in 2008 and registered 46 tackles, 8.0 TFLs, 4 PDs and 1 INT. In 2007, started all 12 games and recorded 50 tackles, 8.0 TFLs, 5 PDs, 3.0 sacks and 1 INT. Earned All-ACC Freshman Team honors in 2006 after appearing in 12 games and totaling 23 tackles, 3.5 TFLs and 2.0 sacks.

## PERSONAL

- Majored in family and child sciences at Florida State.
- Attended South Aiken (SC) HS, where he played defensive end and registered 225 tackles, 61.0 TFLs and 29.0 sacks during his junior and senior seasons, earning Prep Star all-region honors and was named to the *Orlando Sentinel* All-Southern Team.
- Earned Defensive MVP honors after recording 9 tackles and 1.0 sack for the South Carolina team in the annual North Carolina-South Carolina Shrine Bowl in 2005.
- Son of Gregory and Angela Watson. He has two sisters, Amber and Tamber, a nephew named Skylar, and is the father of one son, Chase Riley Watson.
- Born Dekoda Watson (3/3/88) in Aiken, SC.

## INJURY REPORT

**2010:** Inactive vs. Atl. (12/5) with a hamstring injury.

**2011:** Inactive 2 games [vs. Hou. (11/13) and at GB (11/20)] with a groin injury.

**2013:** Inactive vs. NO (12/29) with a groin injury.

**2014:** Inactive at Cin. (11/2) and 5-consecutive games [vs. Phi. (11/27), at Chi. (12/4), at Phi. (12/14), vs. Ind. (12/21) and at Was. (12/28)] with a hamstring injury.

**2017:** Inactive at Ind. (10/8) & at Was. (10/15) with a groin injury.

# WATSON'S GAME-BY-GAME

**2010 (Tampa Bay)**

| Date | Opp | W/L | P/S | Tot | Sol | Ast | Sk | Yds | Int | Yds | PD | FF | FR | Yds |
|---|---|---|---|---|---|---|---|---|---|---|---|---|---|---|
| Sep 12 | Cle | W | 1/0 | 0 | 0 | 0 | 0.0 | 0.0 | 0 | 0 | 0 | 0 | 0 | 0 |
| Sep 19 | at Car | W | 1/0 | 0 | 0 | 0 | 0.0 | 0.0 | 0 | 0 | 0 | 0 | 0 | 0 |
| Sep 26 | Pit | L | 1/0 | 0 | 0 | 0 | 0.0 | 0.0 | 0 | 0 | 0 | 0 | 0 | 0 |
| Oct 10 | at Cin | W | 1/0 | 0 | 0 | 0 | 0.0 | 0.0 | 0 | 0 | 0 | 0 | 0 | 0 |
| Oct 17 | NO | L | 1/0 | 0 | 0 | 0 | 0.0 | 0.0 | 0 | 0 | 0 | 0 | 0 | 0 |
| Oct 24 | StL | W | 1/0 | 0 | 0 | 0 | 0.0 | 0.0 | 0 | 0 | 0 | 0 | 0 | 0 |
| Oct 31 | at Arz | W | 1/0 | 0 | 0 | 0 | 0.0 | 0.0 | 0 | 0 | 0 | 0 | 0 | 0 |
| Nov 7 | at Atl | L | 1/0 | 2 | 2 | 0 | 0.0 | 0.0 | 0 | 0 | 0 | 0 | 0 | 0 |
| Nov 14 | Car | W | 1/1 | 3 | 1 | 2 | 0.0 | 0.0 | 0 | 0 | 0 | 0 | 0 | 0 |
| Nov 21 | at SF | W | 1/0 | 3 | 3 | 0 | 0.0 | 0.0 | 0 | 0 | 1 | 0 | 0 | 0 |
| Nov 28 | at Bal | L | 1/0 | 0 | 0 | 0 | 0.0 | 0.0 | 0 | 0 | 0 | 0 | 0 | 0 |
| Dec 5 | Atl | L | – | INACTIVE (Hamstring) | | | | | – | – | – | – | – | – |
| Dec 12 | at Was | W | 1/0 | 1 | 0 | 1 | 0.0 | 0.0 | 0 | 0 | 0 | 0 | 0 | 0 |
| Dec 19 | Det | L | 1/0 | 2 | 1 | 1 | 0.0 | 0.0 | 0 | 0 | 0 | 0 | 0 | 0 |
| Dec 26 | Sea | W | 1/0 | 2 | 1 | 1 | 0.0 | 0.0 | 0 | 0 | 0 | 0 | 0 | 0 |
| Jan 2 | at NO | W | 1/0 | 4 | 4 | 0 | 0.0 | 0.0 | 0 | 0 | 1 | 0 | 0 | 0 |
| **TOTALS** | | | **15/1** | **17** | **12** | **5** | **0.0** | **0.0** | **0** | **0** | **2** | **0** | **0** | **0** |

**2011 (Tampa Bay)**

| Date | Opp | W/L | P/S | Tot | Sol | Ast | Sk | Yds | Int | Yds | PD | FF | FR | Yds |
|---|---|---|---|---|---|---|---|---|---|---|---|---|---|---|
| Sep 11 | Det | L | 1/0 | 2 | 2 | 0 | 0.0 | 0.0 | 0 | 0 | 0 | 0 | 0 | 0 |
| Sep 18 | at Min | W | 1/0 | 1 | 0 | 1 | 0.0 | 0.0 | 0 | 0 | 1 | 0 | 0 | 0 |
| Sep 25 | Atl | W | 1/1 | 2 | 2 | 0 | 1.0 | 7.0 | 0 | 0 | 1 | 1 | 0 | 0 |
| Oct 3 | Ind | W | 1/0 | 0 | 0 | 0 | 0.0 | 0.0 | 0 | 0 | 0 | 0 | 0 | 0 |
| Oct 9 | at SF | L | 1/1 | 10 | 5 | 5 | 0.0 | 0.0 | 0 | 0 | 0 | 0 | 0 | 0 |
| Oct 16 | NO | W | 1/0 | 0 | 0 | 0 | 0.0 | 0.0 | 0 | 0 | 0 | 0 | 0 | 0 |
| Oct 23 | Chi | L | 1/0 | 0 | 0 | 0 | 0.0 | 0.0 | 0 | 0 | 0 | 0 | 0 | 0 |
| Nov 6 | at NO | L | 1/0 | 1 | 1 | 0 | 0.0 | 0.0 | 0 | 0 | 0 | 0 | 0 | 0 |
| Nov 13 | Hou | L | – | – | INACTIVE (Groin) | | | | – | – | – | – | – | – |
| Nov 20 | at GB | L | – | – | INACTIVE (Groin) | | | | – | – | – | – | – | – |
| Nov 27 | at Ten | L | 1/0 | 1 | 0 | 1 | 0.0 | 0.0 | 0 | 0 | 0 | 0 | 0 | 0 |
| Dec 4 | Car | L | 1/0 | 0 | 0 | 0 | 0.0 | 0.0 | 0 | 0 | 0 | 0 | 0 | 0 |
| Dec 11 | at Jax | L | 1/0 | 1 | 1 | 0 | 0.0 | 0.0 | 0 | 0 | 0 | 0 | 0 | 0 |
| Dec 17 | Dal | L | 1/0 | 0 | 0 | 0 | 0.0 | 0.0 | 0 | 0 | 0 | 0 | 1 | 7t |
| Dec 24 | at Car | L | 1/0 | 2 | 2 | 0 | 0.0 | 0.0 | 0 | 0 | 1 | 0 | 0 | 0 |
| Jan 1 | at Atl | L | 1/0 | 0 | 0 | 0 | 0.0 | 0.0 | 0 | 0 | 0 | 0 | 0 | 0 |
| **TOTALS** | | | **14/2** | **20** | **13** | **7** | **1.0** | **7.0** | **0** | **0** | **3** | **1** | **1** | **7t** |

**2012 (Tampa Bay)**

| Date | Opp | W/L | P/S | Tot | Sol | Ast | Sk | Yds | Int | Yds | PD | FF | FR | Yds |
|---|---|---|---|---|---|---|---|---|---|---|---|---|---|---|
| Sep 9 | Car | W | 1/0 | 0 | 0 | 0 | 0.0 | 0.0 | 0 | 0 | 0 | 0 | 0 | 0 |
| Sep 16 | at NYG | L | 1/0 | 1 | 1 | 0 | 0.0 | 0.0 | 0 | 0 | 0 | 0 | 0 | 0 |
| Sep 23 | at Dal | L | 1/0 | 0 | 0 | 0 | 0.0 | 0.0 | 0 | 0 | 0 | 0 | 0 | 0 |
| Sep 30 | Was | L | 1/0 | 0 | 0 | 0 | 0.0 | 0.0 | 0 | 0 | 0 | 0 | 0 | 0 |
| Oct 14 | KC | W | 1/0 | 0 | 0 | 0 | 0.0 | 0.0 | 0 | 0 | 0 | 0 | 0 | 0 |
| Oct 21 | NO | L | 1/0 | 0 | 0 | 0 | 0.0 | 0.0 | 0 | 0 | 0 | 0 | 0 | 0 |
| Oct 25 | at Min | W | 1/0 | 0 | 0 | 0 | 0.0 | 0.0 | 0 | 0 | 0 | 0 | 0 | 0 |
| Nov 4 | at Oak | W | 1/0 | 0 | 0 | 0 | 0.0 | 0.0 | 0 | 0 | 0 | 0 | 0 | 0 |
| Nov 11 | SD | W | 1/0 | 0 | 0 | 0 | 0.0 | 0.0 | 0 | 0 | 0 | 0 | 0 | 0 |
| Nov 18 | at Car | W | 1/0 | 0 | 0 | 0 | 0.0 | 0.0 | 0 | 0 | 0 | 0 | 0 | 0 |
| Nov 25 | Atl | L | 1/0 | 0 | 0 | 0 | 0.0 | 0.0 | 0 | 0 | 0 | 0 | 0 | 0 |
| Dec 2 | at Den | L | 1/0 | 1 | 1 | 0 | 0.0 | 0.0 | 0 | 0 | 0 | 0 | 0 | 0 |
| Dec 9 | Phi | L | 1/0 | 0 | 0 | 0 | 0.0 | 0.0 | 0 | 0 | 0 | 0 | 0 | 0 |
| Dec 16 | at NO | L | 1/0 | 0 | 0 | 0 | 0.0 | 0.0 | 0 | 0 | 0 | 0 | 0 | 0 |
| Dec 23 | StL | L | 1/0 | 0 | 0 | 0 | 0.0 | 0.0 | 0 | 0 | 0 | 0 | 0 | 0 |
| Dec 30 | at Atl | W | 1/0 | 0 | 0 | 0 | 0.0 | 0.0 | 0 | 0 | 0 | 0 | 0 | 0 |
| **TOTALS** | | | **16/0** | **2** | **2** | **0** | **0.0** | **0.0** | **0** | **0** | **0** | **0** | **0** | **0** |

**2013 (Tampa Bay)**

| Date | Opp | W/L | P/S | Tot | Sol | Ast | Sk | Yds | Int | Yds | PD | FF | FR | Yds |
|---|---|---|---|---|---|---|---|---|---|---|---|---|---|---|
| Sep 8 | at NYJ | L | 1/0 | 3 | 2 | 1 | 1.0 | 11.0 | 0 | 0 | 0 | 0 | 0 | 0 |
| Sep 15 | NO | L | 1/0 | 2 | 0 | 2 | 0.0 | 0.0 | 1 | 0 | 1 | 0 | 0 | 0 |
| Sep 22 | at NE | L | 1/0 | 0 | 0 | 0 | 0.0 | 0.0 | 0 | 0 | 0 | 0 | 0 | 0 |
| Sep 29 | Arz | L | 1/0 | 6 | 6 | 0 | 0.0 | 0.0 | 0 | 0 | 0 | 0 | 0 | 0 |
| Oct 13 | Phi | L | 1/0 | 2 | 2 | 0 | 0.0 | 0.0 | 0 | 0 | 0 | 0 | 0 | 0 |
| Oct 20 | at Atl | L | 1/0 | 0 | 0 | 0 | 0.0 | 0.0 | 0 | 0 | 0 | 0 | 0 | 0 |
| Oct 24 | Car | L | 1/0 | 2 | 1 | 1 | 0.0 | 0.0 | 0 | 0 | 0 | 0 | 0 | 0 |
| Nov 3 | at Sea | L | 1/0 | 1 | 0 | 1 | 0.0 | 0.0 | 0 | 0 | 0 | 0 | 0 | 0 |
| Nov 11 | Mia | W | 1/0 | 0 | 0 | 0 | 0.0 | 0.0 | 0 | 0 | 0 | 0 | 0 | 0 |
| Nov 17 | Atl | W | 1/0 | 2 | 1 | 1 | 0.0 | 0.0 | 0 | 0 | 0 | 0 | 0 | 0 |
| Nov 24 | at Det | W | 1/0 | 2 | 2 | 0 | 1.0 | 1.0 | 0 | 0 | 0 | 0 | 0 | 0 |
| Dec 1 | at Car | L | 1/0 | 0 | 0 | 0 | 0.0 | 0.0 | 0 | 0 | 0 | 0 | 0 | 0 |
| Dec 8 | Buf | W | 1/1 | 2 | 2 | 0 | 0.0 | 0.0 | 0 | 0 | 0 | 0 | 0 | 0 |
| Dec 15 | SF | L | 1/1 | 11 | 9 | 2 | 0.0 | 0.0 | 0 | 0 | 0 | 0 | 0 | 0 |
| Dec 22 | at StL | L | 1/1 | 4 | 4 | 0 | 0.0 | 0.0 | 0 | 0 | 0 | 1 | 0 | 0 |
| Dec 29 | at NO | L | – | – | INACTIVE (Groin) | | | | – | – | – | – | – | – |
| **TOTALS** | | | **15/3** | **37** | **29** | **8** | **2.0** | **12.0** | **1** | **0** | **1** | **1** | **0** | **0** |

**2014 (Jacksonville/Dallas)**

| Date | Opp | W/L | P/S | Tot | Sol | Ast | Sk | Yds | Int | Yds | PD | FF | FR | Yds |
|---|---|---|---|---|---|---|---|---|---|---|---|---|---|---|
| Sep 7 | at Phi | L | 1/0 | 0 | 0 | 0 | 0.0 | 0.0 | 0 | 0 | 0 | 0 | 0 | 0 |
| Sep 14 | at Was | L | 1/0 | 5 | 0 | 5 | 0.0 | 0.0 | 0 | 0 | 0 | 0 | 0 | 0 |
| Sep 21 | Ind | L | 1/0 | 0 | 0 | 0 | 0.0 | 0.0 | 0 | 0 | 0 | 0 | 0 | 0 |
| Sep 28 | at SD | L | 1/0 | 0 | 0 | 0 | 0.0 | 0.0 | 0 | 0 | 0 | 0 | 0 | 0 |
| Oct 5 | Pit | L | 1/0 | 0 | 0 | 0 | 0.0 | 0.0 | 0 | 0 | 0 | 0 | 0 | 0 |
| Oct 12 | at Ten | L | 1/0 | 0 | 0 | 0 | 0.0 | 0.0 | 0 | 0 | 0 | 0 | 0 | 0 |
| Oct 19 | Cle | W | 1/0 | 0 | 0 | 0 | 0.0 | 0.0 | 0 | 0 | 0 | 0 | 0 | 0 |
| Oct 26 | Mia | L | 1/0 | 1 | 1 | 0 | 0.0 | 0.0 | 0 | 0 | 0 | 0 | 0 | 0 |
| Nov 2 | at Cin | L | – | INACTIVE (Hamstring) | | | | | – | – | – | – | – | – |
| Nov 9 | Dal | L | 1/0 | 2 | 2 | 0 | 0.0 | 0.0 | 0 | 0 | 0 | 0 | 0 | 0 |
| | | | **WAIVED BY JAX ON 11/11** | | | | | | | | | | | |
| | | | **SIGNED BY DAL ON 11/14** | | | | | | | | | | | |
| Nov 23 | at NYG | W | 1/1 | 0 | 0 | 0 | 0.0 | 0.0 | 0 | 0 | 0 | 0 | 0 | 0 |
| Nov 27 | Phi | L | – | INACTIVE (Hamstring) | | | | | – | – | – | – | – | – |
| Dec 4 | at Chi | W | – | INACTIVE (Hamstring) | | | | | – | – | – | – | – | – |
| Dec 14 | at Phi | W | – | INACTIVE (Hamstring) | | | | | – | – | – | – | – | – |
| Dec 21 | Ind | W | – | INACTIVE (Hamstring) | | | | | – | – | – | – | – | – |
| Dec 28 | at Was | W | – | INACTIVE (Hamstring) | | | | | – | – | – | – | – | – |
| **TOTALS** | | | **10/1** | **8** | **3** | **5** | **0.0** | **0.0** | **0** | **0** | **0** | **0** | **0** | **0** |

**2014 Postseason (Dallas)**

| Date | Opp | W/L | P/S | Tot | Sol | Ast | Sk | Yds | Int | Yds | PD | FF | FR | Yds |
|---|---|---|---|---|---|---|---|---|---|---|---|---|---|---|
| Jan 4 | Det | W | 1/0 | 0 | 0 | 0 | 0.0 | 0.0 | 0 | 0 | 0 | 0 | 0 | 0 |
| Jan 11 | at GB | L | 1/0 | 0 | 0 | 0 | 0.0 | 0.0 | 0 | 0 | 0 | 0 | 0 | 0 |
| **TOTALS** | | | **2/0** | **0** | **0** | **0** | **0.0** | **0.0** | **0** | **0** | **0** | **0** | **0** | **0** |

## WATSON'S GAME-BY-GAME

**2015 (New England)**

| Date | Opp | W/L | P/S | Tot | Sol | Ast | Sk | Yds | Int | Yds | PD | FF | FR | Yds |
|---|---|---|---|---|---|---|---|---|---|---|---|---|---|---|
| | | | | SIGNED BY NE ON 9/16 | | | | | | | | | | |
| Sep 20 | at Buf | W | 1/0 | 0 | 0 | 0 | 0.0 | 0.0 | 0 | 0 | 0 | 0 | 0 | 0 |
| Sep 27 | Jax | W | 1/0 | 0 | 0 | 0 | 0.0 | 0.0 | 0 | 0 | 0 | 0 | 0 | 0 |
| | | | | RELEASED BY NE ON 9/30 | | | | | | | | | | |
| | | | | SIGNED BY NE ON 12/29 | | | | | | | | | | |
| Jan 3 | at Mia | L | 1/0 | 0 | 0 | 0 | 0.0 | 0.0 | 0 | 0 | 0 | 0 | 0 | 0 |
| **TOTALS** | | | **3/0** | **0** | **0** | **0** | **0.0** | **0.0** | **0** | **0** | **0** | **0** | **0** | **0** |

**2015 Postseason (New England)**

| Date | Opp | W/L | P/S | Tot | Sol | Ast | Sk | Yds | Int | Yds | PD | FF | FR | Yds |
|---|---|---|---|---|---|---|---|---|---|---|---|---|---|---|
| Jan 16 | KC | W | 1/0 | 1 | 0 | 1 | 0.0 | 0.0 | 0 | 0 | 0 | 0 | 0 | 0 |
| Jan 24 | at Den | L | 1/0 | 0 | 0 | 0 | 0.0 | 0.0 | 0 | 0 | 0 | 0 | 0 | 0 |
| **TOTALS** | | | **2/0** | **1** | **0** | **1** | **0.0** | **0.0** | **0** | **0** | **0** | **0** | **0** | **0** |

**2016 (Denver)**

| Date | Opp | W/L | P/S | Tot | Sol | Ast | Sk | Yds | Int | Yds | PD | FF | FR | Yds |
|---|---|---|---|---|---|---|---|---|---|---|---|---|---|---|
| Sep 8 | Car | W | 1/0 | 0 | 0 | 0 | 0.0 | 0.0 | 0 | 0 | 0 | 0 | 0 | 0 |
| Sep 18 | Ind | W | 1/0 | 0 | 0 | 0 | 0.0 | 0.0 | 0 | 0 | 0 | 0 | 0 | 0 |
| Sep 25 | at Cin | W | 1/0 | 1 | 1 | 0 | 0.0 | 0.0 | 0 | 0 | 0 | 0 | 0 | 0 |
| Oct 2 | at TB | W | 1/0 | 1 | 0 | 1 | 0.0 | 0.0 | 0 | 0 | 0 | 0 | 0 | 0 |
| Oct 9 | Atl | L | 1/0 | 0 | 0 | 0 | 0.0 | 0.0 | 0 | 0 | 0 | 0 | 0 | 0 |
| Oct 13 | at SD | L | 1/0 | 0 | 0 | 0 | 0.0 | 0.0 | 0 | 0 | 0 | 0 | 0 | 0 |
| Oct 24 | Hou | W | 1/0 | 1 | 1 | 0 | 0.0 | 0.0 | 0 | 0 | 0 | 0 | 0 | 0 |
| Oct 30 | SD | W | 1/0 | 0 | 0 | 0 | 0.0 | 0.0 | 0 | 0 | 0 | 0 | 0 | 0 |
| Nov 6 | at Oak | L | 1/0 | 0 | 0 | 0 | 0.0 | 0.0 | 0 | 0 | 0 | 0 | 0 | 0 |
| Nov 13 | at NO | W | 1/0 | 0 | 0 | 0 | 0.0 | 0.0 | 0 | 0 | 0 | 0 | 0 | 0 |
| Nov 27 | KC | L | 1/0 | 0 | 0 | 0 | 0.0 | 0.0 | 0 | 0 | 0 | 0 | 0 | 0 |
| Dec 4 | at Jax | W | 1/0 | 0 | 0 | 0 | 0.0 | 0.0 | 0 | 0 | 0 | 0 | 0 | 0 |
| Dec 11 | at Ten | L | 1/0 | 0 | 0 | 0 | 0.0 | 0.0 | 0 | 0 | 0 | 0 | 0 | 0 |
| Dec 18 | NE | L | 1/0 | 0 | 0 | 0 | 0.0 | 0.0 | 0 | 0 | 0 | 0 | 0 | 0 |
| Dec 25 | at KC | L | 1/0 | 0 | 0 | 0 | 0.0 | 0.0 | 0 | 0 | 0 | 0 | 0 | 0 |
| Jan 1 | Oak | W | 1/0 | 3 | 3 | 0 | 1.0 | 7.0 | 0 | 0 | 0 | 1 | 0 | 0 |
| **TOTALS** | | | **16/0** | **6** | **5** | **1** | **1.0** | **7.0** | **0** | **0** | **0** | **1** | **0** | **0** |

# DARRELL WILLIAMS JR.

78

OL » 6-6 » 310 » WESTERN KENTUCKY

3.24.93 » DEXTER, GA » WEST LAURENS HS, DEXTER, GA » ROOKIE » ACQUIRED FA IN '17

## 2017 HIGHLIGHTS

- Activated from the team's practice squad on 11/4, he appeared in 7 games.

## GOLDMINE



- Williams earned the nickname "Diesel" during his time playing basketball in middle school. His diesel-like work ethic on the basketball court then carried over to the football field where he earned a scholarship to Western Kentucky University to play under head coach Jeff Brohm. "He really battles out there," said Brohm. "He was a great leader for our offense and I loved having him on our team." Williams is a versatile O-Lineman who has knowledge of the entire offensive line. He has seen action at both right and left tackle. Former Western Kentucky teammate and current Los Angeles Chargers guard Forrest Lamp spoke highly of Williams. "They say in the NFL that when you're able to play every single position, that's when you're really, really able to help the team," said Lamp. "It diversifies his mindset. He's always been able to do it."

## WILLIAMS JR.'S GOLDEN NUGGETS

- Earned Second-Team All-Conference USA as a senior in 2016 at Western Kentucky.
- Helped the Hilltoppers earn a victory over the University of Memphis in the 2016 Boca Raton Bowl.

## COLLEGE

Appeared in 46 games during his five years (2012-16) at Western Kentucky. Started 38 consecutive games over his final 3 seasons along the offensive line for the Hilltoppers. As a senior in 2016, was part of an offensive line that paved the way for a 7th-consecutive 1,000-yd. rusher. In 2015, started all 14 games at RT, anchoring the right side of an offensive line that finished the year ranked 19th nationally in sacks allowed, with just 16 sacks on 554 pass atts., the 7th-best percentage nationally and 2nd among teams with 500-or-more atts. During the 2014 season, he started 10 straight games at right guard, helping pave the way for 2,018 all-purpose yds. from RB Leon Allen. Saw action in 7 games in 2013, starting the final three at right tackle. Redshirted in 2012.

## PERSONAL

- Attended West Laurens (Dexter, GA) HS, where he finished his career starting 31-consecutive games at offensive tackle. Lettered all four years in football and basketball.
- In addition to football, also earned four letters in basketball at West Laurens.
- Majored in sports management at Western Kentucky.
- Born Darrell Williams Jr. (3/24/93) in Dublin, GA.

## WILLIAMS JR.'S CAREER STATISTICS

**GAMES/STARTS – 7/0:** 2017 (7/0)

**Milestones:**
**NFL Debut:** vs. Arz. (11/5/17)

## WILLIAMS JR.'S TRANSACTIONS

Originally signed as an undrafted free agent by SF on 5/4/17...Waived by SF on 9/2/17...Signed to SF practice squad on 9/3/17...Promoted to SF active roster on 11/4/17.

# JOE WILLIAMS

32

RB » 5-11 » 205 » UTAH

9.4.93 » EMMAUS, PA » EMMAUS HS, EMMAUS, PA » ROOKIE » ACQUIRED D-4 IN '17

## GOLDMINE

- In 2016, Williams briefly stepped away from the game of football at the University of Utah following the time of the passing of his sister, Kylee, 10-years prior. When he returned to the field in October, he had a new tattoo on his left arm that reads, "My Sister's Keeper." "I was learning to come to grips with the fact that it wasn't my fault," said Williams in 2016. "I'm 23 years old now, and I can't blame myself for something that occurred 10 years ago, no matter how painful or traumatic it was. It would be bigger to honor her in a much more meaningful way."
- An avid snowboarder, Williams enjoys hitting the slopes whenever he has the chance visit home in his spare time, saying "PA has some good resorts for us to do that." He enjoys many outdoor winter activities, and even went snowmobiling on a recruiting trip to Utah before transferring to play for the Utes.

## COLLEGE

In two seasons at Utah, played in 19 games (11 starts) and rushed for 1,884 yds. and 13 TDs on 314 carries, while adding 20 recepts. for 191 yds. As a senior, started all 9 games in which he appeared and earned Honorable Mention All-Pac-12 honors. Rushed for 1,407 yds. and 10 TDs on 210 carries, while adding 9 recepts. for 107 yds. In 2015, played in 10 games (2 starts) and rushed for 477 yds. and 3 TDs on 104 carries. In 2014, played at ASA College in Brooklyn, NY, and earned Second-Team NJCAA All-America and First-Team All-Northeast Conference honors. Played in 7 games and rushed for 1,093 yds. and 7 TDs on 163 carries. Also added 16 recepts. for 237 yds. and 3 TDs. Began his collegiate career at Connecticut in 2012, appearing in 9 games and rushing for 6 yds. on 3 carries.

## WILLIAMS' GOLDEN NUGGETS

- In 2016, Williams briefly stepped away from the game of football at the University of Utah following the time of the passing of his sister, Kylee, 10-years prior.
- Starred at the 2017 NFL Combine, where he finished with the second fastest time among all running backs in the 40-yard dash (4.41 seconds) and 20-yard shuttle (4.19 seconds).
- Williams made his debut at Levi's Stadium in 2016 as his Utes defeated Indiana University, 26-24. Williams ran for 222 yards and one touchdown on 26 carries (8.5 average), earning Offensive MVP honors.

## PERSONAL

- Attended Emmaus (PA) HS, and earned second-team all-area and first-team All-Lehigh Valley Conference honors as a senior. Rushed for 1,243 yds.
- A track standout, won the LVC outdoor track titles in the 100- and 200-meter dash.
- Married to Jasmine Jones.
- Born Joseph Sterlin Williams (9/4/93) in Allentown, PA.
- Graduated with a degree in sociology.

## INJURY REPORT

**2017:** Placed on the Injured Reserve List on 9/2 with an ankle injury.

## WILLIAMS' CAREER STATISTICS

| | | | | RUSHING | | | | | RECEIVING | | | | |
|---|---|---|---|---|---|---|---|---|---|---|---|---|---|
| YEAR | TEAM | GP | GS | ATT | YDS | AVG | LG | TD | NO | YDS | AVG | LG | TD |
| 2017 | SF | – | – | – | INJURED RESERVE (Ankle) | | | – | – | – | – | – | – |
| TOTALS | | 0 | 0 | 0 | 0 | – | – | 0 | 0 | 0 | – | – | 0 |

## WILLIAMS' TRANSACTIONS

Originally a 4th–round (121st overall) draft choice by SF in 2017...Placed on the Injured Reserve List on 9/2/17.

# K'WAUN WILLIAMS

24

CB » 5-9 » 183 » PITTSBURGH

7.12.91 » MONTVALE, NJ » ST. JOSEPH REGIONAL HS, MONTVALE, NJ » 3RD YEAR » ACQUIRED FA IN '17

## 2017 HIGHLIGHTS

- Played in 14 games (5 starts) and registered a career-high 54 tackles while adding 1.0 sack, 1 INT, 2 FFs, 1 FR and 5 PDs.
- With a FF at Ind. (10/8) & at Was. (10/15), became the 1st 49ers player to register a FF in consecutive games since CB Nate Clements in 2010 [vs. Oak. (10/17/10) & at Car. (10/24/10)].
- Sacked Texans QB Tom Savage for a 3-yd. loss at Hou. (12/10), marking his 1st sack of the season, 3rd of his career and his 1st since 9/20/15 vs. Ten., as a member of the Cleveland Browns.
- Registered his 1st career INT vs. Jax. (12/24), intercepting Jaguars QB Blake Bortles and returning the pass 27 yds. His INT led to TE George Kittle's 8-yd. TD recept. on the ensuing drive.
- Notched his 1st FR of the season at LAR (12/31), scooping a fumble by Rams TE Gerald Evertt. The takeaway led to a 12-yd. TD pass from QB Jimmy Garoppolo to WR Aldrick Robinson on the ensuing possession.

## GOLDMINE

- Williams participated in several youth football camps and visited Cleveland-area schools during his time with the Browns. In May of 2016, he joined his Browns teammates at Euclid Elementary, where they spoke about the importance of staying active and healthy as a part of the NFL's Play 60 campaign. In September of 2015, Williams and former teammate Craig Robinson hosted a flag football clinic at Charles Dickens Elementary School that focused on basics such as catching, throwing and having fun.

## WILLIAMS' GOLDEN NUGGETS

- His first name is pronounced KAY-wahn.
- In 2014, was one of five undrafted rookies to earn a spot on the Browns opening day roster. He initially joined the Browns signing with the team after a successful tryout at Cleveland's rookie minicamp.
- Enjoys reading in his free time, listing his favorite books as the biography of *Steve Jobs* and *The Art of War*.

## WILLIAMS' GAME-BY-GAME

| 2017 Date | Opp | W/L | P/S | Tot | Sol | Ast | Sk | Yds | Int | Yds | PD | FF | FR | Yds |
|---|---|---|---|---|---|---|---|---|---|---|---|---|---|---|
| Sep 10 | Car | L | 1/0 | 1 | 1 | 0 | 0.0 | 0.0 | 0 | 0 | 0 | 0 | 0 | 0 |
| Sep 17 | at Sea | L | 1/1 | 6 | 4 | 2 | 0.0 | 0.0 | 0 | 0 | 2 | 0 | 0 | 0 |
| Sep 21 | LAR | L | 1/0 | 7 | 6 | 1 | 0.0 | 0.0 | 0 | 0 | 0 | 0 | 0 | 0 |
| Oct 1 | at Arz | L | 1/0 | 8 | 5 | 3 | 0.0 | 0.0 | 0 | 0 | 0 | 0 | 0 | 0 |
| Oct 8 | at Ind | L | 1/1 | 4 | 3 | 1 | 0.0 | 0.0 | 0 | 0 | 0 | 1 | 0 | 0 |
| Oct 15 | at Was | L | 1/0 | 5 | 5 | 0 | 0.0 | 0.0 | 0 | 0 | 0 | 1 | 0 | 0 |
| Oct 22 | Dal | L | 1/1 | 0 | 0 | 0 | 0.0 | 0.0 | 0 | 0 | 0 | 0 | 0 | 0 |
| Oct 29 | at Phi | L | – | – | INACTIVE (Quadricep) | | | | – | – | | – | – | – |
| Nov 5 | Arz | L | – | – | INACTIVE (Quadricep) | | | | – | – | | – | – | – |
| Nov 12 | NYG | W | 1/0 | 4 | 4 | 0 | 0.0 | 0.0 | 0 | 0 | 0 | 0 | 0 | 0 |
| Nov 26 | Sea | L | 1/0 | 2 | 2 | 0 | 0.0 | 0.0 | 0 | 0 | 0 | 0 | 0 | 0 |
| Dec 3 | at Chi | W | 1/0 | 4 | 4 | 0 | 0.0 | 0.0 | 0 | 0 | 0 | 0 | 0 | 0 |
| Dec 10 | at Hou | W | 1/0 | 2 | 1 | 1 | 1.0 | 3.0 | 0 | 0 | 0 | 0 | 0 | 0 |
| Dec 17 | Ten | W | 1/1 | 2 | 1 | 1 | 0.0 | 0.0 | 0 | 0 | 0 | 0 | 0 | 0 |
| Dec 24 | Jax | W | 1/0 | 5 | 3 | 2 | 0.0 | 0.0 | 1 | 27 | 2 | 0 | 0 | 0 |
| Dec 31 | at LAR | W | 1/1 | 4 | 3 | 1 | 0.0 | 0.0 | 0 | 0 | 1 | 0 | 1 | 0 |
| **TOTALS** | | | **14/5** | **54** | **42** | **12** | **1.0** | **3.0** | **1** | **27** | **5** | **2** | **1** | **0** |

## WILLIAMS' CAREER STATISTICS

| | | | | TACKLES | | | | | INTERCEPTIONS | | | | | FUMBLES | | |
|---|---|---|---|---|---|---|---|---|---|---|---|---|---|---|---|---|
| YEAR | TEAM | GP | GS | TOT | SOL | AST | SACKS | YDS | INT | YDS | LG | TD | PD | FF | FR | YDS |
| 2014 | CLE | 13 | 4 | 31 | 23 | 8 | 1.0 | 6.0 | 0 | 0 | – | 0 | 8 | 0 | 0 | 0 |
| 2015 | CLE | 13 | 6 | 38 | 30 | 8 | 1.0 | 6.0 | 0 | 0 | – | 0 | 2 | 3 | 2 | 0 |
| 2016 | Out of Football | | | | | | | | | | | | | | | |
| 2017 | SF | 14 | 5 | 54 | 42 | 12 | 1.0 | 3.0 | 1 | 27 | 27 | 0 | 5 | 2 | 1 | 0 |
| **TOTALS** | | **40** | **15** | **123** | **95** | **28** | **3.0** | **15.0** | **1** | **27** | **27** | **0** | **15** | **5** | **3** | **0** |

**Additional Statistics:**
**Special Teams Tackles – 9:** 2014 (8); 2015 (1)

**Milestones:**
**NFL Debut:** at Pit. (9/7/14); **First Start:** vs. Pit. (10/12/14); **First Sack:** at Ten. (10/5/14 – QB Charlie Whitehurst); **First FF:** vs Ten. (9/20/15 – QB Marcus Mariota); **First FR:** vs. Arz. (11/1/15 – WR Larry Fitzgerald); **First INT:** vs. Jax. (12/24/17 – QB Blake Bortles)

## WILLIAMS' CAREER HIGHS

**Total Tackles:** 8 at Arz. (10/1/17)
**Solo:** 6 at Ten. (10/5/14)
**Assists:** 3 (3 times) Last at Arz. (10/1/17)
**Passes Defensed:** 2 (4 times) Last vs. Jax. (12/24/17)
**Sacks:** 1.0 (3 times) Last at Hou. (12/10/17)
**Interceptions:** 1 vs. Jax. (12/24/17)
**Interception Yards:** 27 vs. Jax. (12/24/17)
**Long Interception Return:** 27 vs. Jax. (12/24/17)
**Forced Fumbles:** 2 vs. Arz. (11/1/15)
**Fumble Recoveries:** 1 (2 times) Last at Pit. (11/15/15)

## WILLIAMS' TRANSACTIONS

Originally signed as an undrafted free agent with Cle. on 5/20/14...Waived by Cle. on 8/29/16...Claimed off waivers by Chi. on 8/30/16...Waived by Chi. on 9/1/16...Signed to a one–year deal with SF on 2/22/17... Signed a three–year extension through 2020 on 9/29/17.

## 2015 (CLEVELAND)

- Appeared in 13 games (6 starts) and registered 38 tackles, 1.0 sack, 2 PDs, 3 FFs and 2 FRs.
- Started and recorded 3 tackles, 1.0 sack and 1 FF vs. Ten. (9/20), stripping the ball loose from Titans QB Marcus Mariota for his 1st career FF.
- Totaled 3 tackles, 2 FFs and 1 FR vs. Arz. (11/1), forcing the ball loose and recovering the fumble of WR Larry Fitzgerald for his 1st career FR.

## 2014 (CLEVELAND)

- Appeared in 13 games (4 starts) and recorded 31 tackles, 8 PDs and 1.0 sack on defense while adding 8 special teams tackles. He was one of five undrafted rookies to earn a spot on the Browns opening day roster.
- Recorded 6 tackles and 1.0 sack at Ten. (10/5), taking down Titans QB Charlie Whitehurst for the 1st sack of his NFL career.

## COLLEGE

Played in 48 games (38 starts) during his four-year career at Pittsburgh. Totaled 161 tackles, 17 PDs, 11.5 TFLs and 7 INTs. Started all 13 games as a senior in 2013 and led the team with 7 PDs while adding 2 INTs. In 2012, appeared in 12 games (11 starts) and recorded 47 tackles and 4 INTs. Started all 13 games as a sophomore and registered 64 tackles, 6 PDs, 5 TFLs, 3 FFs, 1 FR and 1 INT. Appeared in 10 games (1 start) as a freshman in 2010 and recorded 14 tackles and 3 PDs.

## PERSONAL

- Majored in communications.
- Attended St. Joseph Regional (Montvale, NJ) HS, where he led his team to back-to-back state championships with a combined 20-4 record during his junior and senior seasons.
- Born K'Waun Lamar Williams (7/12/91) in Paterson, NJ.

## INJURY REPORT

**2014:** Inactive at Jax. (10/19) with a concussion; Inactive vs. Cin. (12/14) and at Car. (12/21) with a hamstring injury.

**2015:** Inactive vs. Oak. (9/27) and at SD (10/4) with a concussion; Inactive at Sea. (12/20) with a shoulder injury.

**2017:** Inactive at Phi. (10/29) & vs. Arz. (11/5) with a quadricep injury.

## WILLIAMS' GAME-BY-GAME

**2014 (Cleveland)**

| Date | Opp | W/L | P/S | Tot | Sol | Ast | Sk | Yds | Int | Yds | PD | FF | FR | Yds |
|---|---|---|---|---|---|---|---|---|---|---|---|---|---|---|
| Sep 7 | at Pit | L | 1/0 | 2 | 2 | 0 | 0.0 | 0.0 | 0 | 0 | 0 | 0 | 0 | 0 |
| Sep 14 | NO | W | 1/0 | 0 | 0 | 0 | 0.0 | 0.0 | 0 | 0 | 0 | 0 | 0 | 0 |
| Sep 21 | Bal | L | 1/0 | 0 | 0 | 0 | 0.0 | 0.0 | 0 | 0 | 0 | 0 | 0 | 0 |
| Oct 5 | at Ten | W | 1/0 | 6 | 6 | 0 | 1.0 | 6.0 | 0 | 0 | 1 | 0 | 0 | 0 |
| Oct 12 | Pit | W | 1/1 | 1 | 1 | 0 | 0.0 | 0.0 | 0 | 0 | 2 | 0 | 0 | 0 |
| Oct 19 | at Jax | L | – | – | – | INACTIVE (Concussion) | | | | | – | – | – | – |
| Oct 26 | Oak | W | 1/0 | 0 | 0 | 0 | 0.0 | 0.0 | 0 | 0 | 0 | 0 | 0 | 0 |
| Nov 2 | TB | W | 1/1 | 0 | 0 | 0 | 0.0 | 0.0 | 0 | 0 | 0 | 0 | 0 | 0 |
| Nov 6 | at Cin | W | 1/0 | 4 | 1 | 3 | 0.0 | 0.0 | 0 | 0 | 2 | 0 | 0 | 0 |
| Nov 16 | Hou | L | 1/1 | 7 | 4 | 3 | 0.0 | 0.0 | 0 | 0 | 1 | 0 | 0 | 0 |
| Nov 23 | at Atl | W | 1/0 | 5 | 5 | 0 | 0.0 | 0.0 | 0 | 0 | 0 | 0 | 0 | 0 |
| Nov 30 | at Buf | L | 1/0 | 2 | 2 | 0 | 0.0 | 0.0 | 0 | 0 | 0 | 0 | 0 | 0 |
| Dec 7 | Ind | L | 1/1 | 3 | 1 | 2 | 0.0 | 0.0 | 0 | 0 | 1 | 0 | 0 | 0 |
| Dec 14 | Cin | L | – | – | – | INACTIVE (Hamstring) | | | | | – | – | – | – |
| Dec 21 | at Car | L | – | – | – | INACTIVE (Hamstring) | | | | | – | – | – | – |
| Dec 28 | at Bal | L | 1/0 | 1 | 1 | 0 | 0.0 | 0.0 | 0 | 0 | 1 | 0 | 0 | 0 |
| **TOTALS** | | | **13/4** | **31** | **23** | **8** | **1.0** | **6.0** | **0** | **0** | **8** | **0** | **0** | **0** |

**2015 (Cleveland)**

| Date | Opp | W/L | P/S | Tot | Sol | Ast | Sk | Yds | Int | Yds | PD | FF | FR | Yds |
|---|---|---|---|---|---|---|---|---|---|---|---|---|---|---|
| Sep 13 | at NYJ | L | 1/1 | 2 | 1 | 1 | 0.0 | 0.0 | 0 | 0 | 0 | 0 | 0 | 0 |
| Sep 20 | Ten | W | 1/1 | 3 | 3 | 0 | 1.0 | 6.0 | 0 | 0 | 0 | 1 | 0 | 0 |
| Sep 27 | Oak | L | – | – | – | INACTIVE (Concussion) | | | | | – | – | – | – |
| Oct 4 | at SD | L | – | – | – | INACTIVE (Concussion) | | | | | – | – | – | – |
| Oct 11 | at Bal | W | 1/1 | 2 | 0 | 2 | 0.0 | 0.0 | 0 | 0 | 0 | 0 | 0 | 0 |
| Oct 18 | Den | L | 1/0 | 2 | 2 | 0 | 0.0 | 0.0 | 0 | 0 | 0 | 0 | 0 | 0 |
| Oct 25 | at StL | L | 1/0 | 1 | 0 | 1 | 0.0 | 0.0 | 0 | 0 | 0 | 0 | 0 | 0 |
| Nov 1 | Arz | L | 1/0 | 3 | 2 | 1 | 0.0 | 0.0 | 0 | 0 | 1 | 2 | 1 | 0 |
| Nov 5 | at Cin | L | 1/0 | 4 | 3 | 1 | 0.0 | 0.0 | 0 | 0 | 0 | 0 | 0 | 0 |
| Nov 15 | at Pit | L | 1/0 | 5 | 5 | 0 | 0.0 | 0.0 | 0 | 0 | 0 | 0 | 1 | 0 |
| Nov 30 | Bal | L | 1/0 | 4 | 3 | 1 | 0.0 | 0.0 | 0 | 0 | 0 | 0 | 0 | 0 |
| Dec 6 | Cin | L | 1/0 | 0 | 0 | 0 | 0.0 | 0.0 | 0 | 0 | 0 | 0 | 0 | 0 |
| Dec 13 | SF | W | 1/1 | 4 | 4 | 0 | 0.0 | 0.0 | 0 | 0 | 0 | 0 | 0 | 0 |
| Dec 20 | at Sea | L | – | – | – | INACTIVE (Shoulder) | | | | | – | – | – | – |
| Dec 27 | at KC | L | 1/1 | 4 | 3 | 1 | 0.0 | 0.0 | 0 | 0 | 1 | 0 | 0 | 0 |
| Jan 3 | Pit | L | 1/1 | 4 | 4 | 0 | 0.0 | 0.0 | 0 | 0 | 0 | 0 | 0 | 0 |
| **TOTALS** | | | **13/6** | **38** | **30** | **8** | **1.0** | **6.0** | **0** | **0** | **2** | **3** | **2** | **0** |

# AHKELLO WITHERSPOON

# 23

CB » 6-3 » 195 » COLORADO

3.21.95 » SACRAMENTO, CA » CHRISTIAN BROTHERS HS, SACRAMENTO, CA » ROOKIE » ACQUIRED D-3A IN '17

## 2017 HIGHLIGHTS

- Played in 12 games (9 starts) and registered 31 tackles, 2 INTs, 1 FF and 7 PDs.
- In his 1st career NFL start at Phi. (10/29), picked off Eagles QB Carson Wentz for his 1st career INT, returning the pass 19 yds. The play led to a RB Matt Breida 21-yd. TD recept. two plays later.
- Registered his 2nd career INT vs. Jax. (12/24), intercepting Jaguars QB Blake Bortles and returning the pass 23 yds. His INT led to RB Carlos Hyde's 6-yd. TD run on the ensuing drive.
- Notched his 1st career FF at LAR (12/31), stripping the ball from Rams TE Gerald Everett. The fumble was recovered by DB K'Waun Williams and led to a 12-yd. TD pass from QB Jimmy Garoppolo to WR Aldrick Robinson on the ensuing possession.

## GOLDMINE

- Witherspoon's grandfather, Jimmy Witherspoon (pictured right), was a renowned blues/jazz musician and singer whose hits, including "Ain't Nobody's Business" which reached number one on the U.S. R&B charts in 1949, came in the late 1940's. Ahkello also sings and plays the drums.
- Not only was Witherspoon's grandfather extremely talented, his father also had skills of his own. Lucky Witherspoon was a running back at the University of Nevada and was good enough to be invited to a tryout with the Dallas Cowboys.
- A multi-sport athlete growing up, Witherspoon excelled in soccer as a midfielder and as an outfielder and pitcher in baseball. He picked up soccer at the age of five in order to be more like his older sister, Alexis. Witherspoon credits soccer for teaching him footwork and body awareness skills that have translated to the football field.

## WITHERSPOON'S GOLDEN NUGGETS

- First name is pronounced ah-KELL-oh.
- Witherspoon began playing football as a high school senior at Christian Brothers (Sacramento, CA) HS in 2012. He went on to play one year (2013) at Sacramento City College before transferring to Colorado University.
- Witherspoon registered a 40.5" vertical jump at the 2017 NFL Combine, the highest registered among all cornerbacks and 3rd highest among all defensive backs.
- Witherspoon grew up playing basketball with current 49ers DL Arik Armstead and trained with his father, Guss.
- Has a passion for medicine and wants to attend medical school after his career in the NFL.

## WITHERSPOON'S GAME-BY-GAME

**2017**

| Date | Opp | W/L | P/S | Tot | Sol | Ast | Sk | Yds | Int | Yds | PD | FF | FR | Yds |
|---|---|---|---|---|---|---|---|---|---|---|---|---|---|---|
| Sep 10 | Car | L | – | – | INACTIVE | | | – | – | – | – | – | – | – |
| Sep 17 | at Sea | L | – | – | INACTIVE | | | – | – | – | – | – | – | – |
| Sep 21 | LAR | L | – | – | INACTIVE | | | – | – | – | – | – | – | – |
| Oct 1 | at Arz | L | – | – | INACTIVE | | | – | – | – | – | – | – | – |
| Oct 8 | at Ind | L | 1/0 | 1 | 1 | 0 | 0.0 | 0.0 | 0 | 0 | 0 | 0 | 0 | 0 |
| Oct 15 | at Was | L | 1/0 | 2 | 1 | 1 | 0.0 | 0.0 | 0 | 0 | 0 | 0 | 0 | 0 |
| Oct 22 | Dal | L | 1/0 | 3 | 3 | 0 | 0.0 | 0.0 | 0 | 0 | 0 | 0 | 0 | 0 |
| Oct 29 | at Phi | L | 1/1 | 3 | 3 | 0 | 0.0 | 0.0 | 1 | 19 | 1 | 0 | 0 | 0 |
| Nov 5 | Arz | L | 1/1 | 4 | 3 | 1 | 0.0 | 0.0 | 0 | 0 | 0 | 0 | 0 | 0 |
| Nov 12 | NYG | W | 1/1 | 3 | 3 | 0 | 0.0 | 0.0 | 0 | 0 | 1 | 0 | 0 | 0 |
| Nov 26 | Sea | L | 1/1 | 1 | 1 | 0 | 0.0 | 0.0 | 0 | 0 | 1 | 0 | 0 | 0 |
| Dec 3 | at Chi | W | 1/1 | 1 | 1 | 0 | 0.0 | 0.0 | 0 | 0 | 0 | 0 | 0 | 0 |
| Dec 10 | at Hou | W | 1/1 | 3 | 2 | 1 | 0.0 | 0.0 | 0 | 0 | 0 | 0 | 0 | 0 |
| Dec 17 | Ten | W | 1/1 | 4 | 4 | 0 | 0.0 | 0.0 | 0 | 0 | 1 | 0 | 0 | 0 |
| Dec 24 | Jax | W | 1/1 | 3 | 2 | 1 | 0.0 | 0.0 | 1 | 23 | 2 | 0 | 0 | 0 |
| Dec 31 | at LAR | W | 1/1 | 4 | 4 | 0 | 0.0 | 0.0 | 0 | 0 | 1 | 1 | 0 | 0 |
| **TOTALS** | | | **12/9** | **32** | **28** | **4** | **0.0** | **0.0** | **2** | **42** | **7** | **1** | **0** | **0** |

## WITHERSPOON'S CAREER STATISTICS

| | | | | TACKLES | | | | | INTERCEPTIONS | | | | | FUMBLES | | |
|---|---|---|---|---|---|---|---|---|---|---|---|---|---|---|---|---|
| YEAR | TEAM | GP | GS | TOT | SOL | AST | SACKS | YDS | INT | YDS | LG | TD | PD | FF | FR | YDS |
| 2017 | SF | 12 | 9 | 32 | 28 | 4 | 0 | 0 | 2 | 42 | 23 | 0 | 7 | 1 | 0 | 0 |
| **TOTALS** | | **12** | **9** | **32** | **28** | **4** | **0** | **0** | **2** | **42** | **23** | **0** | **7** | **1** | **0** | **0** |

**Milestones:**

**NFL Debut:** at Ind. (10/8/17); **First Start:** at Phi. (10/29/17); **First INT:** at Phi. (10/29/17 – QB Carson Wentz); **First FF**: at LAR (12/31/17 – TE Gerald Evertt)

## WITHERSPOON'S CAREER HIGHS

**Total Tackles:** 4 (3 times) Last at LAR (12/31/17)
**Solo:** 4 (2 times) Last at LAR (12/31/17)
**Assists:** 1 (4 times) Last vs. Jax. (12/24/17)
**Interceptions:** 1 (2 times) Last vs. Jax. (12/24/17)
**Interception Yards:** 23 vs. Jax. (12/24/17)
**Long Interception Return:** 23 vs. Jax. (12/24/17)
**Passes Defensed:** 2 vs. Jax. (12/24/17)
**Forced Fumbles:** 1 at LAR (12/31/17)

## WITHERSPOON'S TRANSACTIONS

Originally the first of two 3rd–round (66th overall) draft choices by SF in 2017.

## COLLEGE

In three seasons with Colorado, appeared in 36 games (21 starts) and registered 77 tackles, 3 INTs, 1 FF, 1 FR and 28 PDs. In 2016, earned Second-Team All-Pac-12 honors and led the nation with 22 PDs. His 22 PDs also tied the school record for the most in a single season (22 PDs by Ben Kelly in 1998). Played in 13 games (12 starts) and registered 24 tackles, 1 INT, 1 FF, 1 FR and 22 PDs. As a junior, played in 13 games (8 starts) and tallied 41 tackles, 2 INTs and 4 PDs. In 2014, played in 10 games (1 start) and recorded 12 tackles and 2 PDs. As a freshman in 2013, played at Sacramento City College, appearing in 8 games where he notched 21 tackles, 3 INTs, 1 FF and 7 PDs.

## PERSONAL

- Attended Christian Brothers (Sacramento, CA) HS. As a senior, registered 25 tackles, 1 INT and 4 PDs.
- A multi-sport athlete, also lettered in basketball, baseball and soccer. On the court, he averaged 16 points and 7 assists per game as a senior. While on the diamond, he had a .300 batting average and tallied 21 steals.
- Born Ahkello Witherspoon (3/21/95) in Sacramento, CA.
- Majored in ecology and evolutionary biology.

# 2016 SAN FRANCISCO 49ERS REGULAR SEASON STATISTICS

| Date | W/L | Score | Opponent | Attendance |
|---|---|---|---|---|
| 9/12 | W | 28–0 | Los Angeles | 70,178 |
| 9/18 | L | 27–46 | at Carolina | 74,143 |
| 9/25 | L | 18–37 | at Seattle | 69,010 |
| 10/2 | L | 17–24 | Dallas | 70,178 |
| 10/6 | L | 21–33 | Arizona | 70,178 |
| 10/16 | L | 16–45 | at Buffalo | 70,003 |
| 10/23 | L | 17–34 | Tampa Bay | 70,178 |
| 11/6 | L | 23–41 | New Orleans | 70,178 |
| 11/13 | L | 20–23 | at Arizona | 65,127 |
| 11/20 | L | 17–30 | New England | 70,178 |
| 11/27 | L | 24–31 | at Miami | 65,856 |
| 12/4 | L | 6–26 | at Chicago | 59,782 |
| 12/11 | L | 17–23 (OT) | New York Jets | 70,178 |
| 12/18 | L | 13–41 | at Atlanta | 70,164 |
| 12/24 | W | 22–21 | at Los Angeles | 83,656 |
| 1/1 | L | 23–25 | Seattle | 70,178 |

| Team Statistics | 49ers | Opponents |
|---|---|---|
| **Total First Downs** | **287** | **358** |
| Rushing | 116 | 140 |
| Passing | 152 | 187 |
| Penalty | 19 | 31 |
| 3rd Down: Made/Att | 78/222 | 102/226 |
| 3rd Down Pct. | 35.1% | 45.1% |
| 4th Down: Made/Att | 10/19 | 4/7 |
| 4th Down Pct. | 52.6% | 57.1% |
| **Possession Avg.** | **26:45** | **33:15** |
| **Total Net Yards** | **4,930** | **6,502** |
| Avg. Per Game | 308.1 | 406.4 |
| Total Plays | 996 | 1,102 |
| Avg. Per Play | 4.9 | 5.9 |
| **Net Yards Rushing** | **2,019** | **2,654** |
| Avg. Per Game | 126.2 | 165.9 |
| Total Rushes | 458 | 548 |
| **Net Yards Passing** | **2,911** | **3,848** |
| Avg. Per Game | 181.9 | 240.5 |
| Sacked/Yards Lost | 47/255 | 33/165 |
| Gross Yards | 3,166 | 4,013 |
| Attempts/Completions | 491/287 | 521/322 |
| Completion Pct. | 58.5% | 61.8% |
| Had Intercepted | 10 | 10 |
| **Punts/Average** | **100/44.0** | **78/44.0** |
| **Net Punting Avg.** | **39.8** | **39.4** |
| **Penalties/Yards** | **99/831** | **93/795** |
| **Fumbles/Ball Lost** | **29/15** | **25/10** |
| **Touchdowns** | **36** | **56** |
| Rushing | 15 | 25 |
| Passing | 21 | 30 |
| Returns | 0 | 1 |

| Score By Periods | Q1 | Q2 | Q3 | Q4 | OT | Pts |
|---|---|---|---|---|---|---|
| 49ers | 75 | 104 | 25 | 105 | 0 | 309 |
| Opponents | 93 | 152 | 98 | 131 | 6 | 480 |

| Scoring | TD | Ru | Pa | Rt | PAT | FG | 2Pt | Pts |
|---|---|---|---|---|---|---|---|---|
| P. Dawson | 0 | 0 | 0 | 0 | 33/34 | 18/21 | 0 | 87 |
| C. Hyde | 9 | 6 | 3 | 0 | 0/0 | 0/0 | 1 | 56 |
| S. Draughn | 6 | 4 | 2 | 0 | 0/0 | 0/0 | 0 | 36 |
| V. McDonald | 4 | 0 | 4 | 0 | 0/0 | 0/0 | 0 | 24 |
| G. Celek | 3 | 0 | 3 | 0 | 0/0 | 0/0 | 0 | 18 |
| T. Smith | 3 | 0 | 3 | 0 | 0/0 | 0/0 | 0 | 18 |
| J. Kerley | 3 | 0 | 3 | 0 | 0/0 | 0/0 | 0 | 18 |
| C. Kaepernick | 2 | 2 | 0 | 0 | 0/0 | 0/0 | 1 | 14 |
| B. Gabbert | 2 | 2 | 0 | 0 | 0/0 | 0/0 | 0 | 12 |
| R. Streater | 2 | 0 | 2 | 0 | 0/0 | 0/0 | 0 | 12 |
| D. Harris | 1 | 0 | 1 | 0 | 0/0 | 0/0 | 0 | 6 |
| M. Davis | 1 | 1 | 0 | 0 | 0/0 | 0/0 | 0 | 6 |
| **49ers** | **36** | **15** | **21** | **0** | **33/34** | **18/21** | **2** | **309** |
| **Opponents** | **56** | **25** | **30** | **1** | **51/54** | **29/32** | **1** | **480** |

**Sacks:**
**49ers:** A. Brooks 6.0, D. Buckner 6.0, R. Blair 3.0, E. Harold 3.0, G. Hodges 3.0, A. Armstead 2.5, A. Lynch 1.5, N. Bellore 1.0, N. Bowman 1.0, G. Dorsey 1.0, J. Tartt 1.0, J. Ward 1.0, C. Davis 0.5, M. Wilhoite 0.5, Team 2.0 **Total: 33.0, Opponents: 47.0**

**2–Pt. Converstions:** **49ers 2/2, Opponents 1/1**

| Rushing | No | Yds | Avg | Long | TD |
|---|---|---|---|---|---|
| C. Hyde | 217 | 988 | 4.6 | 47 | 6 |
| C. Kaepernick | 69 | 468 | 6.8 | 30 | 2 |
| S. Draughn | 74 | 196 | 2.6 | 18 | 4 |
| B. Gabbert | 40 | 173 | 4.3 | 24 | 2 |
| D. Harris | 38 | 138 | 3.6 | 19 | 0 |
| M. Davis | 19 | 50 | 2.6 | 8 | 1 |
| R. Mostert | 1 | 6 | 6.0 | 6 | 0 |
| **49ers** | **458** | **2,019** | **4.4** | **47** | **15** |
| **Opponents** | **548** | **2,654** | **4.8** | **75t** | **25** |

| Receiving | No | Yds | Avg | Long | TD |
|---|---|---|---|---|---|
| J. Kerley | 64 | 667 | 10.4 | 33t | 3 |
| Q. Patton | 37 | 408 | 11.0 | 45 | 0 |
| G. Celek | 29 | 350 | 12.1 | 31 | 3 |
| S. Draughn | 29 | 263 | 9.1 | 29 | 2 |
| C. Hyde | 27 | 163 | 6.0 | 19t | 3 |
| V. McDonald | 24 | 391 | 16.3 | 75t | 4 |
| T. Smith | 20 | 267 | 13.4 | 53t | 3 |
| R. Streater | 18 | 191 | 10.6 | 25 | 2 |
| C. Harper | 13 | 133 | 10.2 | 19 | 0 |
| D. Harris | 8 | 115 | 14.4 | 47t | 1 |
| A. Burbridge | 7 | 88 | 12.6 | 24 | 0 |
| B. Bell | 4 | 85 | 21.3 | 45 | 0 |
| M. Davis | 3 | 25 | 8.3 | 10 | 0 |
| J. Hamm | 2 | 13 | 6.5 | 7 | 0 |
| D. Smelter | 1 | 23 | 23.0 | 23 | 0 |
| B. Gabbert | 1 | –16 | –16.0 | –16 | 0 |
| **49ers** | **287** | **3,166** | **11.0** | **75t** | **21** |
| **Opponents** | **322** | **4,013** | **12.5** | **78t** | **30** |

| Interceptions | No | Yds | Avg | Long | TD |
|---|---|---|---|---|---|
| G. Hodges | 2 | 27 | 13.5 | 21 | 0 |
| T. Brock | 1 | 39 | 39.0 | 39 | 0 |
| E. Reid | 1 | 13 | 13.0 | 13 | 0 |
| J. Ward | 1 | 8 | 8.0 | 8 | 0 |
| R. Armstrong | 1 | 5 | 5.0 | 5 | 0 |
| N. Bellore | 1 | 4 | 4.0 | 4 | 0 |
| A. Bethea | 1 | 0 | 0.0 | 0 | 0 |
| N. Bowman | 1 | 0 | 0.0 | 0 | 0 |
| R. Robinson | 1 | 0 | 0.0 | 0 | 0 |
| **49ers** | **10** | **96** | **9.6** | **39** | **0** |
| **Opponents** | **10** | **134** | **13.4** | **29** | **0** |

| Punting | No | Yds | Avg | Net | TB | In | Lg | B |
|---|---|---|---|---|---|---|---|---|
| B. Pinion | 100 | 4,402 | 44.0 | 39.8 | 4 | 28 | 65 | 0 |
| **49ers** | **100** | **4,402** | **44.0** | **39.8** | **4** | **28** | **65** | **0** |
| **Opponents** | **78** | **3,429** | **44.0** | **39.4** | **7** | **34** | **64** | **0** |

| Punt Returns | Ret | FC | Yds | Avg | Long | TD |
|---|---|---|---|---|---|---|
| J. Kerley | 21 | 36 | 158 | 7.5 | 26 | 0 |
| D. Johnson | 1 | 0 | 25 | 25.0 | 25 | 0 |
| A. Burbridge | 1 | 0 | 0 | 0.0 | 0 | 0 |
| R. Mostert | 0 | 0 | 33 | N/A | 33 | 0 |
| **49ers** | **23** | **36** | **216** | **9.4** | **33** | **0** |
| **Opponents** | **40** | **41** | **345** | **8.6** | **62** | **0** |

| Kickoff Returns | No | Yds | Avg | Long | TD |
|---|---|---|---|---|---|
| J. Shepherd | 21 | 456 | 21.7 | 41 | 0 |
| C. Davis | 6 | 129 | 21.5 | 26 | 0 |
| K. Martin | 2 | 37 | 18.5 | 20 | 0 |
| R. Mostert | 2 | 35 | 17.5 | 26 | 0 |
| J. Kerley | 2 | 32 | 16.0 | 20 | 0 |
| M. Davis | 2 | 18 | 9.0 | 12 | 0 |
| D. Harris | 1 | 18 | 18.0 | 18 | 0 |
| T. Smith | 1 | 13 | 13.0 | 13 | 0 |
| Q. Patton | 1 | 11 | 11.0 | 11 | 0 |
| **49ers** | **38** | **749** | **19.7** | **41** | **0** |
| **Opponents** | **44** | **869** | **19.8** | **78** | **0** |

| Field Goals | 1–19 | 20–29 | 30–39 | 40–49 | 50+ |
|---|---|---|---|---|---|
| P. Dawson | 0/ 0 | 4/ 4 | 6/ 6 | 7/ 9 | 1/ 2 |
| **49ers** | **0/ 0** | **4/ 4** | **6/ 6** | **7/ 9** | **1/ 2** |
| **Opponents** | **1/ 1** | **5/ 5** | **15/ 15** | **6/ 7** | **2/ 4** |

**Dawson:** () (29G, 39G) (22G, 53N) (36G) () (33G, 48G, 47G) (28G) (49G, 48G, 46G) (49G, 53G) (33G) (36G) (31G, 28G) (44N, 48N, 47G) () () ()
**Opponents:** () (39G, 31G, 49G, 41G) (33G, 33G, 22G) (47N, 22G) (36G) (40G) (38G, 37G, 50N) (26G, 55N, 41G) (39G, 19G, 34G) (38G) (24G) (45G) (36G, 30G, 50G) (50G, 41G) () (31G. 32G. 33G. 28G)

**Fumbles Lost:** C. Hyde 3, C. Kaepernick 3, D. Harris 2, A. Burbridge 1, G. Celek 1, C. Davis 1, M. Davis 1, S. Draughn 1, J. Kerley 1, K. Martin 1 **Total: 15**
**Opponent Fumble Recoveries:** D. Buckner 2, R. Armstrong 1, N. Bellore 1, A. Bethea 1, S. Draughn 1, E. Harold 1, G. Hodges 1, J. Ward 1, M. Wilhoite 1 **Total: 10**

| Passing | Att | Cmp | Yds | Cmp% | Yds/Att | TD | TD% | Int | Int% | Long | Sack/Lost | Rating |
|---|---|---|---|---|---|---|---|---|---|---|---|---|
| C. Kaepernick | 331 | 196 | 2,241 | 59.2% | 6.8 | 16 | 4.8% | 4 | 1.2% | 65t | 36/207 | 90.7 |
| B. Gabbert | 160 | 91 | 925 | 56.9% | 5.8 | 5 | 3.1% | 6 | 3.8% | 75t | 11/48 | 68.4 |
| **49ers** | **491** | **287** | **3,166** | **58.5%** | **6.4** | **21** | **4.3%** | **10** | **2.0%** | **75t** | **47/255** | **83.4** |
| **Opponents** | **521** | **322** | **4,013** | **61.8%** | **7.7** | **30** | **5.8%** | **10** | **1.9%** | **78t** | **33/165** | **96.9** |

# 2016 DEFENSIVE & SPECIAL TEAMS STATISTICS

## DEFENSIVE STATISTICS

| PLAYER | TACKLES Total | Solo | Ast | For Loss | Quarterback Sacks | INT | PD | FF | FR |
|---|---|---|---|---|---|---|---|---|---|
| A. Bethea | 141 | 100 | 41 | 3 | 0.0 | 1 | 3 | 1 | 1 |
| G. Hodges | 92 | 67 | 25 | 4 | 3.0 | 2 | 2 | 1 | 1 |
| D. Buckner | 87 | 58 | 29 | 13 | 6.0 | 0 | 1 | 0 | 2 |
| N. Bellore | 82 | 62 | 20 | 3 | 1.0 | 1 | 5 | 0 | 1 |
| E. Reid | 81 | 55 | 26 | 0 | 0.0 | 1 | 5 | 1 | 0 |
| A. Brooks | 76 | 50 | 26 | 13 | 6.0 | 0 | 4 | 1 | 0 |
| T. Brock | 67 | 50 | 17 | 5 | 0.0 | 1 | 14 | 1 | 0 |
| J. Ward | 64 | 49 | 15 | 3 | 1.0 | 1 | 12 | 0 | 0 |
| J. Tartt | 61 | 38 | 23 | 6 | 1.0 | 0 | 3 | 0 | 0 |
| M. Wilhoite | 59 | 41 | 18 | 1.5 | 0.5 | 0 | 2 | 1 | 1 |
| E. Harold | 55 | 27 | 28 | 7 | 3.0 | 0 | 0 | 1 | 1 |
| Q. Dial | 43 | 32 | 11 | 3 | 0.0 | 0 | 2 | 0 | 0 |
| N. Bowman | 37 | 27 | 10 | 6 | 1.0 | 1 | 2 | 1 | 0 |
| G. Dorsey | 35 | 25 | 10 | 3 | 1.0 | 0 | 0 | 0 | 0 |
| R. Robinson | 34 | 26 | 8 | 0 | 0.0 | 1 | 8 | 0 | 0 |
| T. Carradine | 30 | 14 | 16 | 1 | 0.0 | 0 | 0 | 0 | 0 |
| K. Reaser | 29 | 21 | 8 | 1 | 0.0 | 0 | 5 | 2 | 0 |
| M. Purcell | 26 | 18 | 8 | 2 | 0.0 | 0 | 0 | 1 | 0 |
| A. Armstead | 21 | 11 | 10 | 4.5 | 2.5 | 0 | 0 | 1 | 0 |
| C. Jones | 21 | 15 | 6 | 4 | 0.0 | 0 | 0 | 0 | 0 |
| R. Blair | 18 | 16 | 2 | 5 | 3.0 | 0 | 0 | 0 | 0 |
| A. Lynch | 12 | 10 | 2 | 3.5 | 1.5 | 0 | 0 | 0 | 0 |
| D. Johnson | 11 | 10 | 1 | 0 | 0.0 | 0 | 3 | 0 | 0 |
| R. Armstrong | 9 | 7 | 2 | 1 | 0.0 | 1 | 2 | 0 | 1 |
| T. Jerod–Eddie | 7 | 4 | 3 | 0 | 0.0 | 0 | 0 | 0 | 0 |
| M. Cromartie | 4 | 3 | 1 | 0 | 0.0 | 0 | 0 | 0 | 0 |
| V. Sunseri | 4 | 3 | 1 | 1 | 0.0 | 0 | 0 | 0 | 0 |
| C. Davis | 2 | 0 | 2 | 0.5 | 0.5 | 0 | 0 | 0 | 0 |
| T. Hart | 2 | 2 | 0 | 0 | 0.0 | 0 | 0 | 0 | 0 |
| S. Skov | 2 | 0 | 2 | 0 | 0.0 | 0 | 0 | 0 | 0 |
| C. Bradford | 2 | 2 | 0 | 1 | 0.0 | 0 | 0 | 0 | 0 |
| J. Shepherd | 1 | 1 | 0 | 0 | 0.0 | 0 | 0 | 0 | 0 |
| **TOTALS** | **1,215** | **844** | **371** | **95** | **31** | **10** | **73** | **12** | **8** |

## SACKS (33.0)

**A. Brooks (6.0)** – 1.0 vs. LA, 1.0 at Sea., 0.5 vs. TB, 1.0 vs. NE, 0.5 at Mia., 1.0 at Chi., 1.0 at LA
**D. Buckner (6.0)** – 2.0 at Buf., 1.0 at Arz., 2.0 vs. NYJ, 1.0 at LA
**R. Blair (3.0)** – 0.5 vs. Dal., 1.0 at Mia., 0.5 vs. NYJ, 1.0 at LA
**E. Harold (3.0)** – 1.0 at Arz., 1.0 at Atl., 1.0 at LA
**G. Hodges (3.0)** – 1.0 at Car., 1.0 vs. NO, 1.0 vs. NYJ
**A. Armstead (2.5)** – 1.0 vs. LA, 1.0 at Buf., 0.5 vs. TB
**A. Lynch (1.5)** – 1.0 vs TB, 0.5 vs. NYJ
**N. Bellore (1.0)** – 0.5 vs. Arz., 0.5 at Mia.
**N. Bowman (1.0)** – 1.0 vs. Dal.
**G. Dorsey (1.0)** – 1.0 at Sea.
**J. Tartt (1.0)** – 1.0 vs. NYJ
**J. Ward (1.0)** – 1.0 vs. NYJ
**C. Davis (0.5)** – 0.5 vs. Dal.
**M. Wilhoite (0.5)** – 0.5 vs. Arz.
**Team (2.0)** – 2.0 vs. Sea.

## INTERCEPTIONS (10)

**G. Hodges (2)** – 1–21 vs. TB, 1–6 at Arz.
**R. Armstrong (1)** – 1–5 vs. LA
**N. Bellore (1)** – 1–4 at Sea.
**A. Bethea (1)** – 1–0 at Car.
**N. Bowman (1)** – 1–0 vs. LA
**T. Brock (1)** – 1–39 at LA
**E. Reid (1)** – 1–13 at Arz.
**R. Robinson (1)** – 1–0 at LA
**J. Ward (1)** – 1–8 vs. NYJ

## SINGLE-GAME BESTS

**Tackles:** 14 by Nick Bellore at Chi.
**Tackles For Loss:** 3.0 by DeForest Buckner vs. NYJ
**Sacks:** 2.0, two times, last by DeForest Buckner vs. NYJ
**Passes Defensed:** 4 by Jimmie Ward at Arz.
**Interceptions:** 1, seven times, last by Tramaine Brock & Rashard Robinson at LA
**Forced Fumbles:** 1, seven times, last by Keith Reaser at LA
**Fumble Recoveries:** 1, five times, last by Michael Wilhoite at Atl.
**Special Teams Tackles:** 3, four times, last by Vinnie Sunseri at LA

## SPECIAL TEAMS

| PLAYER | Tot | Solo | Ast | FF | FR |
|---|---|---|---|---|---|
| A. Burbridge | 15 | 10 | 5 | 0 | 0 |
| J. Tartt | 13 | 12 | 1 | 0 | 0 |
| M. Wilhoite | 11 | 7 | 4 | 0 | 0 |
| R. Streater | 9 | 6 | 3 | 0 | 0 |
| S. Skov | 8 | 6 | 2 | 0 | 0 |
| S. Draughn | 8 | 4 | 4 | 0 | 1 |
| B. Bell | 7 | 3 | 4 | 0 | 0 |
| N. Bellore | 5 | 4 | 1 | 1 | 0 |
| K. Nelson | 5 | 3 | 2 | 0 | 0 |
| D. Johnson | 4 | 2 | 2 | 0 | 0 |
| M. Cromartie | 4 | 1 | 3 | 0 | 0 |
| G. Hodges | 3 | 2 | 1 | 0 | 0 |
| K. Reaser | 3 | 2 | 1 | 0 | 0 |
| J. Hamm | 3 | 2 | 1 | 0 | 0 |
| V. Sunseri | 3 | 2 | 1 | 0 | 0 |
| J. Ward | 2 | 2 | 0 | 1 | 1 |
| G. Celek | 2 | 1 | 1 | 1 | 0 |
| M. Ball | 2 | 2 | 0 | 0 | 0 |
| C. Bradford | 2 | 2 | 0 | 0 | 0 |
| V. McDonald | 1 | 0 | 1 | 0 | 0 |
| J. Shepherd | 1 | 1 | 0 | 0 | 0 |
| B. Pinion | 1 | 1 | 0 | 0 | 0 |
| **TOTALS** | **112** | **75** | **37** | **3** | **2** |

## BLOCKED PATS (2)

**A. Brooks (1)** – blocked G. Gano's PAT at Car.
**C. Jones (1)** – blocked S. Hauschka's PAT vs. Sea.

# 2016 SAN FRANCISCO 49ERS PARTICIPATION CHART

| PLAYER | LA 9–12 | at CAR 9–18 | at SEA 9–25 | DAL 10–2 | ARZ 10–6 | at BUF 10–16 | TB 10–23 | NO 11–6 | at ARZ 11–13 | NE 11–20 | at MIA 11–27 | at CHI 12–4 | NYJ 12–11 | at ATL 12–18 | at LA 12–24 | SEA 1–1 | GP | GS | DNP | IA |
|---|---|---|---|---|---|---|---|---|---|---|---|---|---|---|---|---|---|---|---|---|
| Allen, Josh | NR | NR | NR | NR | NR | NR | NR | NR | NR | NR | NR | NR | NR | IA | NR | NR | 0 | 0 | 0 | 1 |
| Anderson, Dres | PS | PS | PS | PS | PS | PS | NR | NR | NR | NR | NR | NR | NR | NR | NR | NR | 0 | 0 | 0 | 0 |
| Armstead, Arik* | P | P | P | P | LDT | LDT | LDT | LDT | IR | IR | IR | IR | IR | IR | IR | IR | 8 | 4 | 0 | 0 |
| Armstrong, Ray–Ray* | P | P | IR | IR | IR | IR | IR | IR | IR | IR | IR | IR | IR | IR | IR | IR | 2 | 0 | 0 | 0 |
| Balducci, Alex | PS | PS | PS | PS | PS | PS | PS | PS | PS | PS | PS | PS | PS | P | P | P | 3 | 0 | 0 | 0 |
| Ball, Marcus | NR | NR | NR | NR | NR | NR | NR | NR | NR | NR | NR | P | P | P | P | P | 5 | 0 | 0 | 0 |
| Beadles, Zane | LG | LG | LG | LG | LG | LG | LG | LG | LG | LG | LG | LG | LT | LT | C | C | 16 | 16 | 0 | 0 |
| Bell, Blake* | P | P | P | P | P | IA | P | P | P | P | P | P | P | P | IR | IR | 13 | 0 | 0 | 1 |
| Bellore, Nick* | P | P | P | P | ILB | ILB | ILB | ILB | ILB | ILB | ILB | ILB | ILB | ILB | IR | IR | 14 | 10 | 0 | 0 |
| Bethea, Antoine | SS | SS | SS | SS | SS | SS | SS | SS | SS | SS | SS | SS | SS | SS | SS | SS | 16 | 16 | 0 | 0 |
| Blair, Ronald | P | P | P | P | P | P | P | P | P | P | P | P | P | P | P | P | 16 | 0 | 0 | 0 |
| Bowman, NaVorro* | ILB | ILB | ILB | ILB | IR | IR | IR | IR | IR | IR | IR | IR | IR | IR | IR | IR | 4 | 4 | 0 | 0 |
| Bradford, Carl | NR | NR | NR | NR | NR | NR | NR | NR | NR | NR | NR | NR | NR | NR | P | P | 2 | 0 | 0 | 0 |
| Brock, Tramaine | LCB | LCB | LCB | LCB | LCB | LCB | LCB | LCB | LCB | LCB | LCB | LCB | LCB | LCB | LCB | LCB | 16 | 16 | 0 | 0 |
| Brooks, Ahmad | OLB | OLB | OLB | OLB | OLB | OLB | OLB | OLB | OLB | OLB | OLB | OLB | OLB | OLB | OLB | OLB | 16 | 16 | 0 | 0 |
| Brown, Trent | RT | RT | RT | RT | RT | RT | RT | RT | RT | RT | RT | RT | RT | RT | LT | RT | 16 | 16 | 0 | 0 |
| Buckner, DeForest | LDT | LDT | LDT | LDT | IA | NT | NT | NT | LDT | LDT | LDT | LDT | LDT | LDT | LDT | LDT | 15 | 15 | 0 | 1 |
| Burbridge, Aaron | P | P | P | WR | P | P | P | P | P | WR | P | P | P | WR | P | P | 16 | 3 | 0 | 0 |
| Campbell, DiAndre | NR | NR | NR | NR | NR | NR | NR | NR | NR | NR | NR | NR | NR | NR | PS | PS | 0 | 0 | 0 | 0 |
| Carradine, Tank | P | P | P | P | P | P | P | P | P | P | P | P | IA | P | IA | IA | 13 | 0 | 0 | 3 |
| Celek, Garrett | P | P | P | P | TE | P | TE | P | P | P | P | P | TE | TE | TE | TE | 16 | 6 | 0 | 0 |
| Chubb, Brandon | NR | NR | NR | NR | NR | NR | NR | NR | NR | NR | NR | NR | NR | NR | PS | PS | 0 | 0 | 0 | 0 |
| Cooper, Fahn | PS | PS | PS | PS | PS | PS | PS | PS | PS | PS–INJ | PS–INJ | PS–INJ | PS–INJ | PS–INJ | PS–INJ | PS–INJ | 0 | 0 | 0 | 0 |
| Cromartie, Marcus | P | IA | IA | P | P | P | IA | P | P | P | IA | IA | IA | P | P | P | 10 | 0 | 0 | 6 |
| Davis, Anthony | P | IA | IA | NR | NR | NR | NR | NR | NR | NR | NR | NR | NR | NR | NR | NR | 1 | 0 | 0 | 2 |
| Davis, Chris* | IA | P | P | P | P | IR | IR | IR | IR | IR | IR | IR | IR | IR | IR | IR | 4 | 0 | 0 | 1 |
| Davis, Mike | P | P | P | P | P | P | RB | P | IA | IA | IA | IA | IA | IA | IA | IA | 8 | 1 | 0 | 8 |
| Dawson, Phil | P | P | P | P | P | P | P | P | P | P | P | P | P | P | P | P | 16 | 0 | 0 | 0 |
| Dial, Quinton | RDT | RDT | RDT | RDT | RDT | RDT | RDT | RDT | RDT | RDT | IA | P | IA | P | RDT | P | 14 | 11 | 0 | 2 |
| Dorsey, Glenn | IA | P | P | P | IA | P | IA | P | NT | NT | NT | NT | NT | NT | IA | RDT | 12 | 7 | 0 | 4 |
| Draughn, Shaun | P | P | P | P | P | P | P | P | P | P | P | P | P | P | P | RB | 16 | 1 | 0 | 0 |
| Dray, Jim | NR | NR | NR | NR | NR | NR | NR | NR | NR | NR | NR | NR | NR | NR | P | TE | 2 | 1 | 0 | 0 |
| Ellington, Bruce* | IR | IR | IR | IR | IR | IR | IR | IR | IR | IR | IR | IR | IR | IR | IR | IR | 0 | 0 | 0 | 0 |
| Frazier, Mose | NR | NR | NR | NR | NR | NR | NR | NR | PS | PS | PS | PS | PS | PS | PS | PS | 0 | 0 | 0 | 0 |
| Gabbert, Blaine | QB | QB | QB | QB | QB | DNP | DNP | DNP | DNP | DNP | DNP | P | DNP | IA | IA | IA | 6 | 5 | 7 | 3 |
| Gardner, Andrew | NR | NR | NR | NR | NR | NR | NR | NR | NR | NR | NR | NR | NR | NR | DNP | LG | 1 | 1 | 1 | 0 |
| Garnett, Joshua | IA | P | P | P | P | RG | RG | RG | RG | RG | RG | RG | RG | RG | RG | RG | 15 | 11 | 0 | 1 |
| Grant, Curtis | NR | NR | PS | PS | PS | PS | PS | PS | PS | PS | PS | PS | PS | PS | PS | PS | 0 | 0 | 0 | 0 |
| Hamm, Je'Ron | PS | PS | PS | DNP | P | P | IA | P | IA | IA | IA | IA | IA | P | P | DNP | 5 | 0 | 2 | 6 |
| Harold, Eli | OLB | OLB | OLB | OLB | P | P | P | OLB | OLB | OLB | OLB | OLB | OLB | OLB | OLB | OLB | 16 | 13 | 0 | 0 |
| Harper, Chris | P | PS | PS | PS | PS | PS | PS | PS | P | P | P | P | P | P | WR | WR | 9 | 2 | 0 | 0 |
| Harris, DuJuan | NR | IA | IA | NR | PS | PS | P | RB | P | P | P | P | P | P | P | P | 10 | 1 | 0 | 2 |
| Hart, Taylor | IA | IA | IA | IA | P | IA | NR | NR | NR | NR | NR | NR | NR | NR | NR | NR | 1 | 0 | 0 | 5 |
| Hodges, Gerald | ILB | ILB | ILB | P | P | P | ILB | ILB | ILB | ILB | ILB | ILB | ILB | IA | ILB | ILB | 15 | 12 | 0 | 1 |
| Hyde, Carlos* | RB | RB | RB | RB | RB | RB | IA | IA | RB | RB | RB | RB | RB | RB | RB | IR | 13 | 13 | 0 | 2 |
| Iworah, Prince Charles | PS | PS | PS | PS | PS | PS | PS | PS | PS | PS | PS | PS | PS | PS | P | IA | 1 | 0 | 0 | 1 |
| Jerod–Eddie, Tony | P | IA | IA | IA | P | IA | P | P | P | P | P | IA | P | IA | P | IA | 9 | 0 | 0 | 7 |
| Johnson, Dontae | P | P | P | P | P | P | P | P | P | P | P | P | P | P | IA | P | 15 | 0 | 0 | 1 |
| Jones, Chris | NR | NR | NR | NR | NR | NR | NR | NR | IA | IA | RDT | RDT | RDT | RDT | NT | NT | 6 | 6 | 0 | 2 |
| Kaepernick, Colin | P | DNP | DNP | DNP | DNP | QB | QB | QB | QB | QB | QB | QB | QB | QB | QB | QB | 12 | 11 | 4 | 0 |
| Kelly, Colin | NR | NR | NR | NR | NR | NR | NR | NR | NR | PS | PS | PS | PS | PS | PS | PS | 0 | 0 | 0 | 0 |
| Kerley, Jeremy | WR | WR | WR | WR | WR | WR | P | WR | WR | WR | WR | WR | P | WR | WR | P | 16 | 13 | 0 | 0 |
| Kilgore, Daniel* | C | C | C | C | C | C | C | C | C | C | C | C | C | IR | IR | IR | 13 | 13 | 0 | 0 |
| Lewis, Thad* | IR | IR | IR | IR | IR | IR | IR | IR | IR | IR | IR | IR | IR | IR | IR | IR | 0 | 0 | 0 | 0 |
| Lynch, Aaron | SUS | SUS | SUS | SUS | OLB | OLB | OLB | IA | IA | IA | IA | IA | P | P | P | P | 7 | 3 | 0 | 5 |
| Martin, Keshawn | NR | NR | NR | IA | IA | P | IA | IA | NR | NR | NR | NR | NR | NR | NR | NR | 1 | 0 | 0 | 4 |
| Martin, Marcus* | P | P | P | DNP | DNP | DNP | DNP | DNP | DNP | DNP | DNP | DNP | LG | C | IA | IR | 5 | 2 | 9 | 1 |
| McDonald, Vance* | TE | TE | TE | IA | IA | TE | TE | TE | TE | TE | TE | TE | TE | IR | IR | IR | 11 | 11 | 0 | 2 |
| McManis, Wynton | NR | NR | NR | NR | NR | NR | NR | NR | NR | NR | NR | PS | PS | PS | P | P | 2 | 0 | 0 | 0 |
| Moore, Zach | NR | NR | NR | NR | NR | NR | NR | NR | NR | NR | NR | NR | NR | NR | NR | IA | 0 | 0 | 0 | 1 |
| Mostert, Raheem | NR | NR | NR | NR | NR | NR | NR | NR | NR | NR | NR | PS | PS | PS | PS | P | 1 | 0 | 0 | 0 |
| Nelson, Kyle | P | P | P | P | P | P | P | P | P | P | P | P | P | P | P | P | 16 | 0 | 0 | 0 |
| Patton, Quinton* | WR | WR | WR | WR | WR | WR | WR | WR | WR | WR | WR | WR | WR | WR | IR | IR | 14 | 14 | 0 | 0 |
| Pinion, Bradley | P | P | P | P | P | P | P | P | P | P | P | P | P | P | P | P | 16 | 0 | 0 | 0 |
| Ponder, Christian | IA | IA | IA | IA | IA | IA | IA | IA | IA | IA | IA | IA | IA | DNP | DNP | DNP | 0 | 0 | 3 | 13 |
| Price, Norman | PS | PS | PS | PS | PS | PS | PS | PS | PS | PS | PS | PS | PS | PS | PS | PS | 0 | 0 | 0 | 0 |
| Purcell, Mike | NT | NT | NT | NT | NT | P | P | IA | P | P | P | P | P | P | P | P | 15 | 5 | 0 | 1 |
| Reaser, Keith | IA | P | P | P | P | P | P | P | P | P | P | P | P | P | P | P | 15 | 0 | 0 | 1 |
| Redmond, Will* | IR | IR | IR | IR | IR | IR | IR | IR | IR | IR | IR | IR | IR | IR | IR | IR | 0 | 0 | 0 | 0 |
| Reid, Eric* | FS | FS | FS | FS | FS | FS | FS | FS | FS | FS | IR | IR | IR | IR | IR | IR | 10 | 10 | 0 | 0 |
| Robinson, Rashard | P | P | P | RCB | RCB | RCB | RCB | IA | IA | P | P | P | P | P | RCB | RCB | 14 | 6 | 0 | 2 |
| Rogers, Eric* | IR | IR | IR | IR | IR | IR | IR | IR | IR | IR | IR | IR | IR | IR | IR | IR | 0 | 0 | 0 | 0 |
| Rush, Marcus | PS | PS | PS | PS | PS | PS | PS | PS | PS | PS | PS | PS | PS | PS | NR | NR | 0 | 0 | 0 | 0 |
| Shepherd, JaCorey | NR | NR | NR | NR | NR | P | P | P | P | P | P | P | P | P | P | P | 11 | 0 | 0 | 0 |
| Skov, Shayne* | PS | PS | P | P | P | P | P | P | P | P | P | IR | IR | IR | IR | IR | 9 | 0 | 0 | 0 |
| Smelter, DeAndre | NR | NR | NR | NR | NR | NR | PS | PS | PS | PS | PS | PS | PS | PS | P | P | 2 | 0 | 0 | 0 |
| Smith, Torrey* | WR | WR | WR | WR | WR | WR | WR | WR | WR | IA | WR | WR | WR | IA | IR | IR | 12 | 12 | 0 | 2 |
| Staley, Joe | LT | LT | LT | LT | LT | LT | LT | LT | LT | LT | LT | LT | IA | IA | IA | LT | 13 | 13 | 0 | 3 |
| Streater, Rod | P | P | P | P | P | P | P | P | P | P | P | P | P | P | WR | WR | 16 | 2 | 0 | 0 |
| Sunseri, Vinnie | NR | NR | NR | NR | NR | NR | NR | PS | PS | PS | P | P | P | P | P | P | 6 | 0 | 0 | 0 |
| Tartt, Jaquiski | P | P | P | P | P | IA | P | P | P | P | FS | FS | FS | FS | FS | FS | 15 | 6 | 0 | 1 |
| Taylor, Kelvin | PS | PS | PS | PS | PS | PS | PS | PS | PS | PS | PS | NR | NR | NR | NR | NR | 0 | 0 | 0 | 0 |
| Theus, John | IA | IA | IA | IA | IA | IA | IA | IA | IA | IA | IA | IA | P | P | RT | P | 4 | 1 | 0 | 12 |
| Thomas, Duke | NR | NR | NR | NR | NR | NR | NR | NR | NR | NR | NR | NR | NR | NR | PS | PS | 0 | 0 | 0 | 0 |
| Tiller, Andrew | RG | RG | RG | RG | RG | P | P | P | P | P | P | P | P | LG | LG | IA | 15 | 7 | 0 | 1 |
| Van Dyk, Mitchell | NR | NR | NR | NR | NR | NR | NR | NR | NR | NR | NR | NR | NR | PS | PS | PS | 0 | 0 | 0 | 0 |
| Ward, Jimmie* | RCB | RCB | RCB | IA | IA | IA | P | RCB | RCB | RCB | RCB | RCB | RCB | RCB | IR | IR | 11 | 10 | 0 | 3 |
| Wilhoite, Michael | P | P | P | ILB | ILB | ILB | P | P | P | P | P | P | P | ILB | ILB | ILB | 16 | 6 | 0 | 0 |
| Williams, Ian | NFI | NFI | NFI | NFI | NFI | NFI | NFI | NR | NR | NR | NR | NR | NR | NR | NR | NR | 0 | 0 | 0 | 0 |

Position = Starter, P = Played, DNP = Did Not Play, IA = Inactive, IR = Injured Reserve, PUP = Physically Unable to Perform, PS = Practice Squad, PS–INJ = Practice Squad Injured, NFI = Non–Football Injury, SUS = Suspended, EXP = Roster Exemption, BYE – Week 8, NR = Not on Roster.

# 2016 SAN FRANCISCO 49ERS GAME-BY-GAME STARTERS

## OFFENSE

| Opp | WR | LT | LG | C | RG | RT | TE | WR | WR | RB | QB | Other |
|---|---|---|---|---|---|---|---|---|---|---|---|---|
| LA | Kerley | Staley | Beadles | Kilgore | Tiller | T. Brown | McDonald | T. Smith | Patton | Hyde | Gabbert | |
| at CAR | Kerley | Staley | Beadles | Kilgore | Tiller | T. Brown | McDonald | T. Smith | Patton | Hyde | Gabbert | |
| at SEA | Kerley | Staley | Beadles | Kilgore | Tiller | T. Brown | McDonald | T. Smith | Patton | Hyde | Gabbert | |
| Dal | Kerley | Staley | Beadles | Kilgore | Tiller | T. Brown | | T. Smith | Patton | Hyde | Gabbert | Burbridge (WR) |
| ARZ | Kerley | Staley | Beadles | Kilgore | Tiller | T. Brown | Celek | T. Smith | Patton | Hyde | Gabbert | |
| at BUF | Kerley | Staley | Beadles | Kilgore | Garnett | T. Brown | McDonald | T. Smith | Patton | Hyde | Kaepernick | |
| TB | | Staley | Beadles | Kilgore | Garnett | T. Brown | McDonald | T. Smith | Patton | M. Davis | Kaepernick | Celek (TE) |
| NO | Kerley | Staley | Beadles | Kilgore | Garnett | T. Brown | McDonald | T. Smith | Patton | Harris | Kaepernick | |
| at ARZ | Kerley | Staley | Beadles | Kilgore | Garnett | T. Brown | McDonald | T. Smith | Patton | Hyde | Kaepernick | |
| NE | Kerley | Staley | Beadles | Kilgore | Garnett | T. Brown | McDonald | Burbridge | Patton | Hyde | Kaepernick | |
| at MIA | Kerley | Staley | Beadles | Kilgore | Garnett | T. Brown | McDonald | T. Smith | Patton | Hyde | Kaepernick | |
| at CHI | Kerley | Staley | Beadles | Kilgore | Garnett | T. Brown | McDonald | T. Smith | Patton | Hyde | Kaepernick | |
| NYJ | | Beadles | M. Martin | Kilgore | Garnett | T. Brown | McDonald | T. Smith | Patton | Hyde | Kaepernick | Celek (TE) |
| at ATL | Kerley | Beadles | Tiller | M. Martin | Garnett | T. Brown | Celek | Burbridge | Patton | Hyde | Kaepernick | |
| at LA | Kerley | T. Brown | Tiller | Beadles | Garnett | Theus | Celek | Harper | Streater | Hyde | Kaepernick | |
| SEA | | Staley | Gardner | Beadles | Garnett | T. Brown | Celek | Harper | Streater | Draughn | Kaepernick | Dray (TE) |

## DEFENSE

| Opp | LDT | NT | RDT | OLB | ILB | ILB | OLB | LCB | RCB | SS | FS | Other |
|---|---|---|---|---|---|---|---|---|---|---|---|---|
| LA | Buckner | Purcell | Dial | Brooks | Bowman | Hodges | Harold | Brock | Ward | Bethea | Reid | |
| at CAR | Buckner | Purcell | Dial | Brooks | Bowman | Hodges | Harold | Brock | Ward | Bethea | Reid | |
| at SEA | Buckner | Purcell | Dial | Brooks | Bowman | Hodges | Harold | Brock | Ward | Bethea | Reid | |
| Dal | Buckner | Purcell | Dial | Brooks | Bowman | Wilhoite | Harold | Brock | R. Robinson | Bethea | Reid | |
| ARZ | Armstead | Purcell | Dial | Brooks | Bellore | Wilhoite | Lynch | Brock | R. Robinson | Bethea | Reid | |
| at BUF | Armstead | Buckner | Dial | Brooks | Bellore | Wilhoite | Lynch | Brock | R. Robinson | Bethea | Reid | |
| TB | Armstead | Buckner | Dial | Brooks | Bellore | Hodges | Lynch | Brock | R. Robinson | Bethea | Reid | |
| NO | Armstead | Buckner | Dial | Brooks | Bellore | Hodges | Harold | Brock | Ward | Bethea | Reid | |
| at ARZ | Buckner | Dorsey | Dial | Brooks | Bellore | Hodges | Harold | Brock | Ward | Bethea | Reid | |
| NE | Buckner | Dorsey | Dial | Brooks | Bellore | Hodges | Harold | Brock | Ward | Bethea | Reid | |
| at MIA | Buckner | Dorsey | C. Jones | Brooks | Bellore | Hodges | Harold | Brock | Ward | Bethea | Tartt | |
| at CHI | Buckner | Dorsey | C. Jones | Brooks | Bellore | Hodges | Harold | Brock | Ward | Bethea | Tartt | |
| NYJ | Buckner | Dorsey | C. Jones | Brooks | Bellore | Hodges | Harold | Brock | Ward | Bethea | Tartt | |
| at ATL | Buckner | Dorsey | C. Jones | Brooks | Bellore | Wilhoite | Harold | Brock | Ward | Bethea | Tartt | |
| at LA | Buckner | C. Jones | Dial | Brooks | Wilhoite | Hodges | Harold | Brock | R. Robinson | Bethea | Tartt | |
| SEA | Buckner | C. Jones | Dorsey | Brooks | Wilhoite | Hodges | Harold | Brock | R. Robinson | Bethea | Tartt | |

## INACTIVES

| Opp | |
|---|---|
| LA | Ponder/Reaser/C. Davis/Garnett/Theus/Dorsey/Hart |
| at CAR | Ponder/Cromartie/Harris/Jerod–Eddie/Theus/A. Davis/Hart |
| at SEA | Ponder/Cromartie/Harris/Jerod–Eddie/Theus/A. Davis/Hart |
| Dal | Ponder/K. Martin/Ward/Jerod–Eddie/Theus/McDonald/Hart |
| ARZ | Ponder/K. Martin/Ward/Theus/McDonald/Dorsey/Buckner |
| at BUF | Ponder/Ward/Tartt/Jerod–Eddie/Theus/Bell/Hart |
| TB | Ponder/K. Martin/Cromartie/Hyde/Theus/Hamm/Dorsey |
| NO | Ponder/K. Martin/Hyde/R. Robinson/Lynch/Purcell/Theus |
| at ARZ | Ponder/M. Davis/R. Robinson/Lynch/Theus/Hamm/C. Jones |
| NE | Ponder/M. Davis/Lynch/Theus/T. Smith/Hamm/C. Jones |
| at MIA | Ponder/Cromartie/M. Davis/Lynch/Theus/Hamm/Dial |
| at CHI | Ponder/Cromartie/M. Davis/Lynch/Jerod–Eddie/Theus/Hamm |
| NYJ | Ponder/Cromartie/M. Davis/Staley/Hamm/Dial/Carradine |
| at ATL | Gabbert/M. Davis/Hodges/J. Allen/Jerod–Eddie/Staley/T. Smith |
| at LA | Gabbert/M. Davis/D. Johnson/M. Martin/Staley/Dorsey/Carradine |
| SEA | Gabbert/M. Davis/Iworah/Tiller/Jerod–Eddie/Carradine/Z. Moore |

# 2016 SAN FRANCISCO 49ERS TRANSACTIONS

1–7 Signed K Corey Acosta, WR DiAndre Campbell, OL Colin Kelly, DT Kaleb Ramsey, LB Marcus Rush and DT Garrison Smith to Reserve/Future contracts.

1–14 Announced Chip Kelly head coach of the San Francisco 49ers.

1–21 Signed WR Eric Rogers to a two–year deal.

1–27 Announced coaching staff: Curtis Modkins (offensive coordinator); Jim O'Neil (defensive coordinator); Derius Swinton II (special teams coordinator); Jerry Azzinaro (defensive line); Bob Bicknell (wide receivers); Michael Clay (assistant special teams); Ryan Day (quarterbacks); Pay Flaherty (offensive line); Jeff Hafley (defensive backs); Mick Lombardi (offensive quality control); Hardy Nickerson (inside linebackers); Jeff Nixon (tight ends); Tom Rathman (running backs); Jason Tarver (outside linebackers); Eric Wolford (assistant offensive line).

2–1 Named Roy Anderson Assistant Defensive Backs coach.

2–22 Waived TE Brian Leonhardt

2–23 Signed TE Garrett Celek to a four–year contract extension through the 2019 season.

2–24 Signed DT Quinton Dial to a three–year contract extension through the 2019 season.

3–2 Re–signed RB Shaun Draughn to a one–year contract.

3–8 Signed LB Ray–Ray Armstrong to a one–year extension through the 2016 season.

3–10 Signed QB Thad Lewis to a one–year deal.

3–14 Signed K Phil Dawson to a one–year deal.

3–18 Announced the hiring of five additional staff members: Dana Bible, senior analyst; Joe Bowden, inside linebackers; Tem Lukabu, defensive quality control; Kevin O'Connell, special projects; Vince Oghobaase, assistant defensive line.

3–22 Signed G Zane Beadles to a three–year deal.

3–23 Re–signed NT Ian Williams to a one–year deal.

4–4 Re–signed DT Tony Jerod–Eddie to a one–year deal.

4–28 Selected DL DeForest Buckner in the 1st round (7th overall) and G Joshua Garnett (26th overall) in the 2016 NFL Draft.

4–29 Selected CB Will Redmond in the 3rd round (68th overall) in the 2016 NFL Draft.

4–30 Selected CB Rashard Robinson in the 4th round (133rd overall), DL Ronald Blair in the 5th round (142nd overall), OL John Theus in the 5th round (145th overall), OL Fahn Cooper in the 5th round (174th overall), QB Jeff Driskel in the 6th round (207th overall), RB Kelvin Taylor in the 6th round (211th overall), WR Aaron Burbridge in the 6th round (213th overall), and CB Prince Charles Iworah in the 7th round (249th overall) in the 2016 NFL Draft.

5–4 Re–signed LB Michael Wilhoite to a one–year deal.

5–5 The 49ers waived K Corey Acosta, OL Jordan Devey, RB Kendall Gaskins and QB Dylan Thompson.

Signed the following Undrafted Free Agents to three–year deals: LB Kevin Anderson, DL Alex Balducci, DB Jered Bell, WR Devon Cajuste, DL Demetrius Cherry, DL Jason Fanaika, DL Lenny Jones, DL Darren Lake, K John Lunsford, OL Blake Muir, OL Norman Price, WR Bryce Treggs.

Signed the following 2016 Draft Picks to four–year deals: DL Ronald Blair, DL DeForest Buckner, WR Aaron Burbridge, OL Fahn Cooper, QB Jeff Driskel, CB Prince Charles Iworah, CB Rashard Robinson, RB Kelvin Taylor and OL John Theus.

5–12 Signed LB Wynton McManis to a three–year deal and waived LB Kevin Anderson.

5–15 RB Jarryd Hayne announced his retirement from the National Football League.

6–20 Signed RB Kendall Gaskins to a two–year deal.

7–28 DT Kaleb Ramsey announced his retirement from the National Football League.

7–29 Signed DL B.J. McBryde to a two–year deal.

7–30 T Anthony Davis was reinstated by the National Football League from the Reserve/Retired List and placed NT Ian Williams on the Reserve/Non–Football Injury List.

7–31 S Jaquiski Tartt has been placed on the Active/Non–Football Injury List.

8–4 Claim DB Cleveland Wallace off waivers from the Houston Texans and released LB Lenny Jones.

8–6 Activated S Jaquiski Tartt from the Active/Non–Football Injury List.

8–16 Signed QB Christian Ponder to a one–year deal and placed QB Thad Lewis on the Injured Reserve List.

8–23 Signed WR Ryan Whalen to a one–year deal and waived/injured S Jered Bell.

8–27 Traded CB Kenneth Acker to the Kansas City Chiefs for an undisclosed draft choice.

Released the following nine players: WR DiAndre Campbell, RB Kendall Gaskins, DL Darren Lake, K John Lunsford, LB Wynton McManis, OL Blake Muir, OL Ian Silberman, WR Jerome Simpson and CB Cleveland Wallace. Additionally, placed WR Eric Rogers on the Injured Reserve List.

8–28 Released TE Busta Anderson and G/T Erik Pears.

8–29 Traded G Brandon Thomas to the Detroit Lions for WR Jeremy Kerley.

8–30 Placed WR Bruce Ellington on the Injured Reserve List and waived LB Jason Fanaika.

9–3 The 49ers waived/injured WR DeAndre Smelter and placed LB Aaron Lynch on the Reserve/Suspended List.

Acquired WR Rod Streater and an undisclosed draft pick from the Kansas City Chiefs in exchange for an undisclosed draft pick. San Francisco also traded S L.J. McCray to the Seattle Seahawks for an undisclosed draft pick.

Released the following players: WR Dres Anderson, OL Alex Balducci, WR Devon Cajuste, DL Demetrius Cherry, OL Fahn Cooper, QB Jeff Driskel, TE Je'Ron Hamm, RB DuJuan Harris, CB Prince Charles Iworah, OL Colin Kelly, LB Corey Lemonier, DL B.J. McBryde, OL Norman Price, LB Marcus Rush, LB Shayne Skov, NT Garrison Smith, RB Kelvin Taylor, WR Bryce Treggs, WR Ryan Whalen, WR DeAndrew White.

9–4 Signed the following nine players to the team's practice squad: WR Dres Anderson; OL Alex Balducci, OL Fahn Cooper, TE Je'Ron Hamm, CB Prince Charles Iworah, OL Norman Price, LB Marcus Rush, LB Shayne Skov, RB Kelvin Taylor.

9–5 Signed RB DuJuan Harris to a one–year contract and placed CB Will Redmond on the Injured Reserve List.

Released Bruce Miller.

Signed WR Chris Harper to the team's practice squad.

Claimed DT Taylor Hart off waivers from the Philadelphia Eagles and waived S L.J. McCray.

9–6 Signed LB Tank Carradine to a one–year contract extension through the 2017 season.

9–12 Promoted WR Chris Harper to the active roster from the team's practice squad and released RB DuJuan Harris.

9–13 Re–signed RB DuJuan Harris and waived WR Chris Harper.

9–15 Signed WR Chris Harper to the team's practice squad.

9–21 Placed LB Ray–Ray Armstrong on the Injured Reserve List and promoted LB Shayne Skov to the active roster from the team's practice squad. Signed LB Curtis Grant to the team's practice squad.

9–26 Anthony Davis informed the team that he has retired from the National Football League.

9–27 Signed WR Keshawn Martin to a two–year deal.

10–3 Signed RB DuJuan Harris to the team's practice squad.

10–6 Placed LB NaVorro Bowman on the Injured Reserve List and elevated LB Aaron Lynch from the roster exemption.

10–10 Signed CB JaCorey Shepherd to a two–year deal and placed CB Chris Davis on the Injured Reserve List.

10–18 Signed WR DeAndre Smelter to the team's practice squad and released WR Dres Anderson.

10–22 Promoted RB DuJuan Harris to the active roster from the team's practice squad and waived DT Taylor Hart.

# 2016 SAN FRANCISCO 49ERS TRANSACTIONS

11–1 Signed S Vinnie Sunseri to the team's practice squad.

11–8 Promoted WR Chris Harper to the active roster from the team's practice squad and released WR Keshawn Martin. The team also signed WR Mose Frazier to the practice squad.

Claimed DT Chris Jones off waivers from the Miami Dolphins and placed DL Arik Armstead on the Injured Reserve List.

11–15 Signed OL Colin Kelly to the team's practice squad and placed OL Fahn Cooper on the Practice Squad Injured List.

11–22 Placed S Eric Reid on the Injured Reserve List and promoted S Vinnie Sunseri to the active roster from the team's practice squad. Also signed S Marcus Ball to the practice squad.

11–28 Signed RB Raheem Mostert to the team's practice squad and released RB Kelvin Taylor.

11–29 Placed LB Shayne Skov on the Injured Reserve List and promoted S Marcus Ball to the active roster from the team's practice squad. Also signed LB Wynton McManis to the practice squad.

12–9 Signed TE Vance McDonald to a five–year contract extension through the 2021 season.

12–12 Claimed OL Josh Allen off waivers from the Tampa Bay Buccaneers and placed TE Vance McDonald on the Injured Reserve List.

12–13 Placed C Daniel Kilgore on the Injured Reserve List and promoted OL Alex Balducci to the active roster from the team's practice squad. Also signed OL Mitchell Van Dyk to the team's practice squad.

12–19 Placed LB Nick Bellore on the Injured Reserve List and claimed LB Carl Bradford off waivers from the Green Bay Packers.

Placed TE Blake Bell on the Injured Reserve List and signed TE Jim Dray to a one–year deal. Also signed LB Brandon Chubb to the practice squad.

12–20 Placed WR Quinton Patton on the Injured Reserve List and promoted WR DeAndre Smelter to the active roster from the team's practice squad. Also signed WR DiAndre Campbell to the practice squad.

Placed DB Jimmie Ward on the Injured Reserve List and promoted CB Prince Charles Iworah to the active roster from the team's practice squad. Also signed CB Duke Thomas to the practice squad.

12–21 Signed OL Andrew Gardner to a one–year deal and waived OL Josh Allen.

12–23 Placed WR Torrey Smith on the Injured Reserve List and promoted LB Wynton McManis from the team's practice squad.

12–27 Placed RB Carlos Hyde on the Injured Reserve List and claimed DL Zach Moore off waivers from the Dallas Cowboys.

12–31 Placed C Marcus Martin on the Injured Reserve List and promoted RB Raheem Mostert to the team's active roster.

# 2017 SAN FRANCISCO 49ERS TRANSACTIONS

1–3 Signed OL Norman Price to a Reserve/Future contract.
1–13 Signed P Brock Miller to a Reserve/Future contract.
1–18 Signed K Nick Rose to a Reserve/Future contract.
1–19 Signed WR Rashad Ross to a Reserve/Future contract.
1–30 Announced John Lynch general manager of the San Francisco 49ers.
1–31 Announced Adam Peters vice president of player personnel of the San Francisco 49ers.
2–6 Announced Kyle Shanahan head coach of the San Francisco 49ers.
2–9 Announced Martin Mayhew senior personnel executive of the San Francisco 49ers.
2–10 Announced coaching staff additions: Jon Embree (assistant head coach/tight ends); Nick Kray (administrative assistant to the head coach); T.C. McCartney (offensive assistant); Rich Scangarello (quarterbacks); Bobby Turner (running backs); Ray Wright (head strength & conditioning).
2–13 Announced coaching staff additions: Taylor Embree (offensive quality control); Mike LaFleur (wide receivers); Mike McDaniel (run game specialist).
2–17 Announced coaching staff additions: Richard Hightower (special teams coordinator); Robert Saleh (defensive coordinator); Jeff Hafley (defensive backs); Johnny Holland (linebackers); Marquis Johnson (strength & conditioning assistant); Dustin Perry (strength & conditioning assistant); Bobby Slowik (defensive quality control); Jason Tarver (senior defensive assistant); Jeff Zgonina (defensive line).
2–21 Announced coaching staff additions: John Benton (offensive line); Daniel Bullocks (assistant defensive backs); Michael Clay (strength & conditioning assistant); Stan Kwan (assistant special teams); Vince Oghobaase (assistant defensive line); DeMeco Ryans (defensive quality control; Adam Stenavich (assistant offensive line).
2–22 Signed CB K'Waun Williams to a one–year deal.
2–24 Signed WR DeAndre Carter to a two–year deal.
2–25 Signed NT Earl Mitchell to a four–year deal.
2–27 Tendered one–year contracts to exclusive rights free agents LB Carl Bradford and NT Mike Purcell.
3–4 Signed WR Jeremy Kerley to a three–year contract extension through the 2019 season.
3–7 Released S Antoine Bethea and WR Torrey Smith.
3–8 Waived C Marcus Martin.
3–9 Signed WR Pierre Garçon to a five–year deal, WR Marquise Goodwin to a two–year deal, K Robbie Gould to a two–year deal, QB Brian Hoyer to a two–year deal, FB Kyle Juszczyk to a four–year deal, TE Logan Paulsen to a one–year deal and LB Malcolm Smith to a five–year deal.
3–10 Signed QB Matt Barkley to a two–year deal, LB Brock Coyle to a one–year deal, DB Don Jones to a two–year deal and WR Aldrick Robinson to a two–year deal.
3–15 Acquired OL Jeremy Zuttah from the Baltimore Ravens along with the Ravens 2017 sixth round draft choice (198th overall) in exchange for the 49ers 2017 sixth round draft choice (186th overall).
3–16 Re–signed DL Chris Jones to a one–year deal.
3–17 Signed LB Dekoda Watson to a three–year deal.
3–28 Re–signed RB DuJuan Harris to a one–year deal.
4–4 Signed RB Tim Hightower to a one–year deal.
4–7 Signed LB Jayson DiManche to a one–year deal and released CB Tramaine Brock.
4–19 Signed OL Garry Gilliam to a one–year deal.
4–27 Traded 1st round pick (2) to Chicago for their 1st round pick (3), their 3rd round pick (67), their 4th round pick (111) and their 3rd round pick in 2018.
Selected DL Solomon Thomas in the first round (3rd overall) of the 2017 NFL Draft.
Traded 2nd round pick (34) and 4th round pick (111) to Seattle for their 1st round pick (31).
Selected LB Reuben Foster in the first round (31st overall) of the 2017 NFL Draft.
4–28 Selected CB Ahkello Witherspoon in the third round (66th overall) of the 2017 NFL Draft.
Traded 3rd round pick (67) to New Orleans for their 7th round pick (229) and their 2nd round pick in 2018.
Traded 4th round pick (109) and 7th round pick (219) to Minnesota for their 3rd round pick (104).
Selected QB C.J. Beathard in the third round (104th overall) of the 2017 NFL Draft.
4–29 Traded 4th round pick in 2018 to Denver for RB Kapri Bibbs and their 5th round pick (177).
Traded 4th round pick (143) and 5th round pick (161) to Indianapolis for their 4th round pick (121).
Selected RB Joe Williams in the 4th round (121st overall) of the 2017 NFL Draft.
Selected TE George Kittle in the 5th round (146th overall) of the 2017 NFL Draft.
Selected WR Trent Taylor in the 5th round (177th overall) of the 2017 NFL Draft.
Selected DT D.J. Jones in the 6th round (198th overall) of the 2017 NFL Draft.
Selected DL Pita Taumoepenu in the 6th round (202nd overall) of the 2017 NFL Draft.
Selected DB Adrian Colbert in the 7th round (229th overall) of the 2017 NFL Draft.
5–1 Exercised the fifth–year option on DB Jimmie Ward for the 2018 season.
5–2 Released the following 13 players: OL Alex Balducci, S Marcus Ball, LB Carl Bradford, LB Jayson DiManche, TE Je'Ron Hamm, WR Chris Harper, LB Wynton McManis, P Brock Miller, DL Zach Moore, NT Mike Purcell, WR Eric Rogers, CB JaCorey Shepherd and LB Shayne Skov.
Signed C Tim Barnes and OL Brandon Fusco to one–year deals.
5–4 The 49ers signed six of their 10 draft picks, each to four–year deals: DB Adrian Colbert, DL D.J. Jones, TE George Kittle, DL Pita Taumoepenu, WR Trent Taylor and RB Joe Williams.
Signed the following Undrafted Free Agents: WR Victor Bolden, WR Kendrick Bourne, RB Matt Breida, WR Ka'Darius Cannon, OL JP Flynn, CB Zach Franklin, DL Jimmie Gilbert, S Malik Golden, OL Evan Goodman, TE Cole Hikutini, DB Lorenzo Jerome, OL Erik Magnuson, FB Tyler McCloskey, QB Nick Mullens, LB Donavin Newsom, DL Noble Nwachukwu, OL Bret Treadway and OL Darrell Williams Jr.
5–5 Waived RB Mike Davis.
5–8 Signed S Chanceller James, WR BJ Johnson III and OL Richard Levy and released WR KD Cannon, RB DuJuan Harris and OL Bret Treadway.
5–12 Signed 2017 3rd round draft pick CB Ahkello Witherspoon to a four–year deal.
6–1 Signed CB Will Davis to a one–year deal and waived WR Rashad Ross.
6–8 Signed LB Elvis Dumervil to a two–year deal and waived OL Evan Goodman.
6–9 Signed 2017 1st round draft pick LB Reuben Foster to a four–year deal.
Signed OL Andrew Lauderdale to a two–year deal and waived S Malik Golden.
6–13 Signed 2017 3rd round draft pick QB C.J. Beathard to a four–year deal.

# 2016 49ERS OFFENSIVE GAME-BY-GAME TEAM STATISTICS

| | LA | @Car | @Sea | Dal | Arz | @Buf | TB | NO | @Arz | NE | @Mia | @Chi | NYJ | @Atl | @LA | Sea | Totals |
|---|---|---|---|---|---|---|---|---|---|---|---|---|---|---|---|---|---|
| **First Downs** | | | | | | | | | | | | | | | | | |
| Total | 28 | 16 | 12 | 14 | 25 | 16 | 20 | 19 | 15 | 20 | 25 | 10 | 17 | 15 | 21 | 14 | **287** |
| Rushing | 11 | 3 | 6 | 6 | 10 | 8 | 11 | 4 | 4 | 8 | 9 | 7 | 11 | 6 | 5 | 7 | **116** |
| Passing | 10 | 13 | 6 | 8 | 12 | 7 | 8 | 15 | 11 | 11 | 15 | 2 | 5 | 8 | 14 | 7 | **152** |
| Penalty | 7 | 0 | 0 | 0 | 3 | 1 | 1 | 0 | 0 | 1 | 1 | 1 | 1 | 1 | 2 | 0 | **19** |
| **Third Down** | | | | | | | | | | | | | | | | | |
| Conversions | 8 | 4 | 4 | 8 | 4 | 3 | 6 | 2 | 7 | 5 | 7 | 4 | 2 | 6 | 6 | 2 | **78** |
| Attempts | 17 | 14 | 15 | 14 | 14 | 13 | 15 | 9 | 17 | 14 | 14 | 14 | 12 | 13 | 16 | 11 | **222** |
| Percentage | 47.1 | 28.6 | 26.7 | 57.1 | 28.6 | 23.1 | 40.0 | 22.2 | 41.2 | 35.7 | 50.0 | 28.6 | 16.7 | 46.2 | 37.5 | 18.2 | **35.1** |
| **4th Down** | | | | | | | | | | | | | | | | | |
| Conversions | 1 | 0 | 1 | 0 | 1 | 0 | 1 | 0 | 1 | 0 | 2 | 0 | 0 | 0 | 1 | 2 | **10** |
| Attempts | 2 | 1 | 1 | 1 | 1 | 2 | 1 | 2 | 1 | 0 | 2 | 0 | 1 | 0 | 1 | 3 | **19** |
| **Time of Possession** | | | | | | | | | | | | | | | | | |
| 49ers | 32:10 | 24:06 | 24:03 | 23:33 | 28:16 | 24:49 | 26:11 | 21:07 | 27:42 | 30:48 | 29:28 | 28:42 | 24:30 | 23:59 | 31:03 | 30:26 | **26:45** |
| **Total Net Yards** | | | | | | | | | | | | | | | | | |
| Plays | 77 | 64 | 56 | 53 | 74 | 60 | 66 | 57 | 61 | 62 | 73 | 55 | 55 | 55 | 70 | 58 | **996** |
| Yards | 320 | 302 | 254 | 295 | 286 | 300 | 273 | 486 | 281 | 299 | 475 | 147 | 364 | 272 | 323 | 253 | **4,930** |
| Average | 4.2 | 4.7 | 4.5 | 5.6 | 3.9 | 5.0 | 4.1 | 8.5 | 4.6 | 4.8 | 6.5 | 2.7 | 6.6 | 4.9 | 4.6 | 4.4 | **4.9** |
| **Rushing** | | | | | | | | | | | | | | | | | |
| Attempts | 42 | 26 | 31 | 29 | 36 | 28 | 28 | 17 | 28 | 27 | 25 | 34 | 27 | 20 | 29 | 31 | **458** |
| Yards | 150 | 65 | 135 | 106 | 151 | 133 | 160 | 93 | 83 | 122 | 193 | 141 | 248 | 107 | 70 | 62 | **2,019** |
| Average | 3.6 | 2.5 | 4.4 | 3.7 | 4.2 | 4.8 | 5.7 | 5.5 | 3.0 | 4.5 | 7.7 | 4.1 | 9.2 | 5.4 | 2.4 | 2.0 | **4.4** |
| **Passing** | | | | | | | | | | | | | | | | | |
| Net | 170 | 237 | 119 | 189 | 135 | 167 | 113 | 393 | 198 | 177 | 282 | 6 | 116 | 165 | 253 | 191 | **2,911** |
| Sacks | 0 | 2 | 0 | 1 | 7 | 3 | 4 | 1 | 3 | 5 | 2 | 6 | 2 | 2 | 4 | 5 | **47** |
| Yards | 0 | 6 | 0 | 7 | 27 | 20 | 30 | 5 | 12 | 29 | 14 | 33 | 17 | 18 | 13 | 24 | **255** |
| Gross | 170 | 243 | 119 | 196 | 162 | 187 | 143 | 398 | 210 | 206 | 296 | 39 | 133 | 183 | 266 | 215 | **3,166** |
| Attempts | 35 | 36 | 25 | 23 | 31 | 29 | 34 | 39 | 30 | 30 | 46 | 15 | 26 | 33 | 37 | 22 | **491** |
| Completions | 22 | 17 | 14 | 16 | 18 | 13 | 16 | 24 | 17 | 16 | 29 | 5 | 15 | 20 | 28 | 17 | **287** |
| Percentage | 62.9 | 47.2 | 56.0 | 69.6 | 58.1 | 44.8 | 47.1 | 61.5 | 56.7 | 53.3 | 63.0 | 33.3 | 57.7 | 60.6 | 75.7 | 77.3 | **58.5** |
| Interceptions | 0 | 2 | 1 | 1 | 2 | 0 | 1 | 1 | 0 | 0 | 1 | 0 | 0 | 0 | 1 | 0 | **10** |
| **Punting** | | | | | | | | | | | | | | | | | |
| Number | 7 | 7 | 7 | 4 | 7 | 5 | 6 | 2 | 7 | 8 | 4 | 8 | 6 | 7 | 9 | 6 | **100** |
| Average | 45.6 | 45.4 | 45.6 | 49.0 | 49.9 | 41.8 | 42.3 | 42.5 | 43.6 | 41.6 | 47.3 | 38.5 | 39.8 | 45.4 | 41.3 | 48.2 | **44.0** |
| Net | 40.1 | 41.4 | 32.7 | 42.8 | 46.3 | 34.6 | 39.8 | 42.5 | 41.7 | 33.4 | 45.8 | 38.1 | 39.8 | 39.4 | 37.8 | 47.2 | **39.8** |
| **Penalties** | | | | | | | | | | | | | | | | | |
| Number | 2 | 6 | 4 | 5 | 4 | 6 | 4 | 9 | 9 | 10 | 7 | 11 | 3 | 4 | 11 | 4 | **99** |
| Yards | 10 | 50 | 35 | 32 | 34 | 52 | 31 | 78 | 100 | 68 | 65 | 106 | 25 | 20 | 100 | 25 | **831** |
| **Fumbles** | | | | | | | | | | | | | | | | | |
| Number | 2 | 1 | 1 | 0 | 2 | 2 | 4 | 3 | 1 | 5 | 1 | 1 | 0 | 1 | 2 | 3 | **29** |
| Lost | 1 | 1 | 0 | 0 | 1 | 1 | 2 | 3 | 1 | 0 | 1 | 0 | 0 | 1 | 1 | 2 | **15** |
| **Red Zone** | | | | | | | | | | | | | | | | | |
| Number | 4 | 3 | 3 | 2 | 3 | 2 | 3 | 2 | 2 | 3 | 5 | 2 | 2 | 2 | 3 | 3 | **44** |
| Touchdowns | 4 | 1 | 2 | 1 | 3 | 0 | 2 | 0 | 2 | 2 | 3 | 0 | 2 | 2 | 3 | 3 | **30** |
| Field Goals | 0 | 2 | 1 | 1 | 0 | 1 | 1 | 0 | 0 | 1 | 1 | 2 | 0 | 0 | 0 | 0 | **10** |
| **Touchdowns** | | | | | | | | | | | | | | | | | |
| Rushing | 3 | 1 | 2 | 1 | 2 | 0 | 1 | 0 | 1 | 0 | 0 | 0 | 1 | 0 | 1 | 2 | **15** |
| Passing | 1 | 2 | 0 | 1 | 1 | 1 | 1 | 2 | 1 | 2 | 3 | 0 | 1 | 2 | 2 | 1 | **21** |
| Returns | 0 | 0 | 0 | 0 | 0 | 0 | 0 | 0 | 0 | 0 | 0 | 0 | 0 | 0 | 0 | 0 | **0** |

# 2016 49ERS DEFENSIVE GAME-BY-GAME TEAM STATISTICS

| | LA | @Car | @Sea | Dal | Arz | @Buf | TB | NO | @Arz | NE | @Mia | @Chi | NYJ | @Atl | @LA | Sea | Totals |
|---|---|---|---|---|---|---|---|---|---|---|---|---|---|---|---|---|---|
| **First Downs** | | | | | | | | | | | | | | | | | |
| Total | 10 | 26 | 18 | 26 | 17 | 29 | 27 | 29 | 26 | 28 | 19 | 19 | 24 | 29 | 13 | 18 | **358** |
| Rushing | 4 | 8 | 7 | 12 | 10 | 16 | 8 | 14 | 4 | 9 | 6 | 8 | 13 | 10 | 6 | 5 | **140** |
| Passing | 6 | 15 | 10 | 11 | 6 | 10 | 17 | 14 | 17 | 14 | 12 | 9 | 11 | 17 | 5 | 13 | **187** |
| Penalty | 0 | 3 | 1 | 3 | 1 | 3 | 2 | 1 | 5 | 5 | 1 | 2 | 0 | 2 | 2 | 0 | **31** |
| **Third Down** | | | | | | | | | | | | | | | | | |
| Conversions | 3 | 7 | 9 | 6 | 5 | 8 | 6 | 11 | 7 | 8 | 6 | 6 | 8 | 5 | 4 | 3 | **102** |
| Attempts | 15 | 15 | 14 | 14 | 16 | 13 | 14 | 17 | 14 | 16 | 12 | 14 | 18 | 9 | 13 | 12 | **226** |
| Percentage | 20.0 | 46.7 | 64.3 | 42.9 | 31.3 | 61.5 | 42.9 | 64.7 | 50.0 | 50.0 | 50.0 | 42.9 | 44.4 | 55.6 | 30.8 | 25.0 | **45.1** |
| **4th Down** | | | | | | | | | | | | | | | | | |
| Conversions | 1 | 0 | 0 | 0 | 0 | 0 | 0 | 0 | 0 | 1 | 0 | 0 | 1 | 0 | 1 | 0 | **4** |
| Attempts | 2 | 0 | 0 | 0 | 0 | 0 | 1 | 0 | 0 | 1 | 0 | 0 | 1 | 0 | 1 | 1 | **7** |
| **Time of Possession** | | | | | | | | | | | | | | | | | |
| Opponents | 27:50 | 35:54 | 35:57 | 36:27 | 31:44 | 35:11 | 33:49 | 38:53 | 32:18 | 29:12 | 30:32 | 31:18 | 41:55 | 36:01 | 28:57 | 29:34 | **33:15** |
| **Total Net Yards** | | | | | | | | | | | | | | | | | |
| Plays | 60 | 78 | 65 | 73 | 66 | 74 | 73 | 82 | 74 | 71 | 58 | 59 | 81 | 66 | 57 | 65 | **1,102** |
| Yards | 185 | 529 | 418 | 428 | 288 | 492 | 513 | 571 | 443 | 444 | 358 | 326 | 404 | 550 | 177 | 376 | **6,502** |
| Average | 3.1 | 6.8 | 6.4 | 5.9 | 4.4 | 6.6 | 7.0 | 7.0 | 6.0 | 6.3 | 6.2 | 5.5 | 5.0 | 8.3 | 3.1 | 5.8 | **5.9** |
| **Rushing** | | | | | | | | | | | | | | | | | |
| Attempts | 23 | 37 | 31 | 39 | 37 | 44 | 41 | 42 | 23 | 30 | 26 | 40 | 40 | 41 | 29 | 25 | **548** |
| Yards | 65 | 176 | 127 | 194 | 172 | 313 | 249 | 248 | 80 | 171 | 95 | 142 | 188 | 248 | 99 | 87 | **2,654** |
| Average | 2.8 | 4.8 | 4.1 | 5.0 | 4.6 | 7.1 | 6.1 | 5.9 | 3.5 | 5.7 | 3.7 | 3.6 | 4.7 | 6.0 | 3.4 | 3.5 | **4.8** |
| **Passing** | | | | | | | | | | | | | | | | | |
| Net | 120 | 353 | 291 | 234 | 116 | 179 | 264 | 323 | 363 | 273 | 263 | 184 | 216 | 302 | 78 | 289 | **3,848** |
| Sacks | 2 | 1 | 2 | 2 | 1 | 3 | 2 | 1 | 2 | 1 | 2 | 1 | 6 | 1 | 4 | 2 | **33** |
| Yards | 10 | 0 | 17 | 11 | 8 | 0 | 5 | 0 | 13 | 7 | 22 | 8 | 41 | 0 | 12 | 11 | **165** |
| Gross | 130 | 353 | 308 | 245 | 124 | 179 | 269 | 323 | 376 | 280 | 285 | 192 | 257 | 302 | 90 | 300 | **4,013** |
| Attempts | 35 | 40 | 32 | 32 | 28 | 27 | 30 | 39 | 49 | 40 | 30 | 18 | 35 | 24 | 24 | 38 | **521** |
| Completions | 17 | 24 | 22 | 23 | 11 | 16 | 21 | 28 | 30 | 24 | 20 | 11 | 23 | 18 | 11 | 23 | **322** |
| Percentage | 48.6 | 60.0 | 68.8 | 71.9 | 39.3 | 59.3 | 70.0 | 71.8 | 61.2 | 60.0 | 66.7 | 61.1 | 65.7 | 75.0 | 45.8 | 60.5 | **61.8** |
| Interceptions | 2 | 1 | 1 | 0 | 0 | 0 | 1 | 0 | 2 | 0 | 0 | 0 | 1 | 0 | 2 | 0 | **10** |
| **Punting** | | | | | | | | | | | | | | | | | |
| Number | 10 | 3 | 2 | 4 | 9 | 3 | 3 | 4 | 4 | 5 | 5 | 6 | 6 | 2 | 8 | 4 | **78** |
| Average | 43.1 | 41.0 | 51.0 | 55.3 | 42.4 | 50.7 | 39.0 | 52.5 | 44.3 | 43.2 | 41.8 | 38.8 | 39.5 | 33.5 | 46.0 | 46.0 | **44.0** |
| Net | 42.0 | 41.0 | 41.0 | 38.8 | 42.4 | 40.0 | 39.0 | 46.8 | 37.3 | 37.4 | 37.4 | 28.0 | 37.8 | 33.5 | 44.9 | 35.8 | **39.4** |
| **Penalties** | | | | | | | | | | | | | | | | | |
| Number | 10 | 8 | 6 | 6 | 7 | 7 | 7 | 4 | 2 | 5 | 4 | 5 | 9 | 4 | 5 | 4 | **93** |
| Yards | 102 | 65 | 50 | 45 | 50 | 71 | 78 | 40 | 10 | 40 | 42 | 40 | 56 | 27 | 45 | 34 | **795** |
| **Fumbles** | | | | | | | | | | | | | | | | | |
| Number | 0 | 3 | 1 | 0 | 2 | 3 | 2 | 0 | 2 | 1 | 2 | 2 | 0 | 2 | 2 | 3 | **25** |
| Lost | 0 | 3 | 1 | 0 | 0 | 2 | 0 | 0 | 2 | 0 | 0 | 1 | 0 | 1 | 0 | 0 | **10** |
| **Red Zone** | | | | | | | | | | | | | | | | | |
| Number | 0 | 5 | 6 | 3 | 3 | 4 | 5 | 5 | 5 | 5 | 4 | 4 | 4 | 5 | 2 | 6 | **66** |
| Touchdowns | 0 | 3 | 3 | 2 | 2 | 4 | 3 | 3 | 2 | 3 | 3 | 3 | 2 | 4 | 2 | 2 | **41** |
| Field Goals | 0 | 2 | 3 | 1 | 1 | 0 | 2 | 1 | 2 | 1 | 1 | 1 | 2 | 0 | 0 | 4 | **21** |
| **Touchdowns** | | | | | | | | | | | | | | | | | |
| Rushing | 0 | 0 | 2 | 1 | 2 | 4 | 1 | 2 | 1 | 0 | 1 | 3 | 2 | 3 | 2 | 1 | **25** |
| Passing | 0 | 4 | 2 | 2 | 2 | 2 | 3 | 3 | 1 | 4 | 3 | 0 | 0 | 2 | 1 | 1 | **30** |
| Returns | 0 | 1 | 0 | 0 | 0 | 0 | 0 | 0 | 0 | 0 | 0 | 0 | 0 | 0 | 0 | 0 | **1** |

# 2016 SAN FRANCISCO 49ERS TEAM HIGHS & LOWS

## SAN FRANCISCO 49ERS

| | Bests/Highs | Opponent | Date | Worsts/Lows | Opponent | Date |
|---|---|---|---|---|---|---|
| First Downs | 28 | vs. Los Angeles | 9/12/16 | 10 | at Chicago | 12/4/16 |
| Third–Down % | 8–14–57% | vs. Dallas | 10/2/16 | 2–12–17% | vs. New York Jets | 12/11/16 |
| Total Net Yards | 486 | vs. New Orleans | 11/6/16 | 147 | at Chicago | 12/4/16 |
| Offensive Plays | 77 | vs. Los Angeles | 9/12/16 | 53 | vs. Dallas | 10/2/16 |
| Avg. Per Play | 8.5 | vs. New Orleans | 11/6/16 | 2.7 | at Chicago | 12/4/16 |
| Rushing Yards | 248 | vs. New York Jets | 12/11/16 | 62 | vs. Seattle | 1/1/17 |
| Rushes | 42 | vs. Los Angeles | 9/12/16 | 17 | vs. New Orleans | 11/6/16 |
| Rushing Avg. | 9.2 | vs. New York Jets | 12/11/16 | 2.0 | vs. Seattle | 1/1/17 |
| Net Passing Yards | 393 | vs. New Orleans | 11/6/16 | 6 | at Chicago | 12/4/16 |
| Completions | 29 | at Miami | 11/27/16 | 5 | at Chicago | 12/4/16 |
| Attempts | 46 | at Miami | 11/27/16 | 15 | at Chicago | 12/4/16 |
| Completions % | 77.3 | vs. Seattle | 1/1/17 | 33.3 | at Chicago | 12/4/16 |
| Avg. Gain Per Passing Play | 9.8 | vs. New Orleans | 11/6/16 | 0.3 | at Chicago | 12/4/16 |
| Interceptions Thrown | 0 | 8 times, last vs. Sea. | 1/1/17 | 2 | 2 times, last vs. Arz. | 10/6/16 |
| Fumbles Lost | 0 | 5 times, last vs. NYJ | 12/11/16 | 3 | vs. New Orleans | 11/6/16 |
| Turnovers | 0 | 3 times, last vs. NYJ | 12/11/16 | 4 | vs. New Orleans | 11/6/16 |
| Penalties | 2 | vs. Los Angeles | 9/12/16 | 11 | 2 times, last at LA | 12/24/16 |
| Penalty Yards | 10 | vs. Los Angeles | 9/12/16 | 106 | at Chicago | 12/4/16 |
| Gross Punting Avg. | 49.9 | vs. Arizona | 10/6/16 | 38.5 | at Chicago | 12/4/16 |
| Net Punting Avg. | 47.2 | vs. Seattle | 1/1/17 | 32.7 | at Seattle | 9/25/26 |
| Time of Poss. | 32:10 | vs. Los Angeles | 9/12/16 | 21:07 | vs. New Orleans | 11/6/16 |

## OPPONENTS

| | Worsts/Lows | Opponent | Date | Bests/Highs | Opponent | Date |
|---|---|---|---|---|---|---|
| First Downs | 10 | vs. Los Angeles | 9/12/16 | 29 | 3 times, last at Atl. | 12/18/16 |
| Third–Down % | 3–15–20% | vs. Los Angeles | 9/12/16 | 11–17–65% | vs. New Orleans | 11/6/16 |
| Total Net Yards | 177 | at Los Angeles | 12/24/16 | 571 | vs. New Orleans | 11/6/16 |
| Offensive Plays | 57 | at Los Angeles | 12/24/16 | 82 | vs. New Orleans | 11/6/16 |
| Avg. Per Play | 3.1 | vs. Los Angeles | 9/12/16 | 8.3 | at Atlanta | 12/18/16 |
| Rushing Yards | 65 | vs. Los Angeles | 9/12/16 | 312 | at Buffalo | 10/16/16 |
| Rushes | 23 | 2 times, last at Arz. | 11/13/16 | 44 | at Buffalo | 10/16/16 |
| Rushing Avg. | 2.8 | vs. Los Angeles | 9/12/16 | 7.1 | at Buffalo | 10/16/16 |
| Net Passing Yards | 78 | at Los Angeles | 12/24/16 | 363 | at Arizona | 11/13/16 |
| Completions | 11 | 3 times, last at LA | 12/24/16 | 30 | at Arizona | 11/13/16 |
| Attempts | 18 | at Chicago | 12/4/16 | 49 | at Arizona | 11/13/16 |
| Completions % | 39.3 | vs. Arizona | 10/6/16 | 75.0 | at Atlanta | 12/18/16 |
| Avg. Gain Per Passing Play | 2.8 | at Los Angeles | 12/24/16 | 12.1 | at Atlanta | 12/18/16 |
| Interceptions Thrown | 2 | 3 times, last at LA | 12/24/16 | 0 | 9 times, last vs. Sea. | 1/1/17 |
| Fumbles Lost | 3 | at Carolina | 9/18/16 | 0 | 10 times, last vs. Sea. | 1/1/17 |
| Turnovers | 4 | 2 times, last at Arz. | 11/13/16 | 0 | 6 times, last vs. Sea. | 1/1/17 |
| Penalties | 10 | vs. Los Angeles | 9/12/16 | 2 | at Arizona | 11/13/16 |
| Penalty Yards | 102 | vs. Los Angeles | 9/12/16 | 10 | at Arizona | 11/13/16 |
| Gross Punting Avg. | 33.5 | at Atlanta | 12/18/16 | 55.3 | vs. Dallas | 10/2/16 |
| Net Punting Avg. | 28.0 | at Chicago | 12/4/16 | 46.8 | vs. New Orleans | 11/6/16 |
| Time of Poss. | 27:50 | vs. Los Angeles | 9/12/16 | 41:55 | vs. New York Jets | 12/11/16 |

# 2016 SAN FRANCISCO 49ERS INDIVIDUAL HIGHS

| Long Plays | | Player | Opponent | Date |
|---|---|---|---|---|
| Longest Run (yards) | 47 | Carlos Hyde | vs. New York Jets | 12/11/16 |
| Longest TD Run (yards) | 13t | Colin Kaepernick | at Los Angeles | 12/24/16 |
| Longest Pass Completion (yards) | 75t | Blaine Gabbert – Vance McDonald | at Carolina | 9/18/16 |
| Longest TD Pass (yards) | 75t | Blaine Gabbert – Vance McDonald | at Carolina | 9/18/16 |
| Longest Punt Return (yards) | 33 | Raheem Mostert | vs. Seattle | 1/1/17 |
| Longest Kickoff Return (yards) | 41 | JaCorey Shepherd | at Atlanta | 12/18/16 |
| Longest Interception Return (yards) | 39 | Tramaine Brock | at Los Angeles | 12/24/16 |
| Longest Punt (yards) | 65 | Bradley Pinion | vs. Dallas | 10/2/16 |
| Longest Field Goal (yards) | 53 | Phil Dawson | at Arizona | 11/13/16 |

| Single–Game Highs | | Player | Opponent | Date |
|---|---|---|---|---|
| Most Points Scored | 14 | Carlos Hyde | at Seattle | 9/25/26 |
| Most Touchdowns | 2 | Three times, most recently | | |
| | | Shaun Draughn | vs. Seattle | 1/1/17 |
| Most Field Goals Attempted | 3 | Three times, most recently | | |
| | | Phil Dawson | vs. New York Jets | 12/11/16 |
| Most Field Goals Made | 3 | Two times, most recently | | |
| | | Phil Dawson | vs. New Orleans | 11/6/16 |
| Most Rushing Yards | 193 | Carlos Hyde | vs. New York Jets | 12/11/16 |
| Most Rushing Attempts | 23 | Carlos Hyde | vs. Los Angeles | 9/12/16 |
| Highest Rushing Avg. (Min. 10 att.) | 11.4 | Carlos Hyde | vs. New York Jets | 12/11/16 |
| Most Pass Completions | 29 | Colin Kaepernick | at Miami | 11/27/16 |
| Most Pass Attempts | 46 | Colin Kaepernick | at Miami | 11/27/16 |
| Most Gross Passing Yards | 398 | Colin Kaepernick | vs. New Orleans | 11/6/16 |
| Highest Avg. Yards/Per Att. (Min. 10 att.) | 9.8 | Colin Kaepernick | vs. New Orleans | 11/6/16 |
| Fewest Interceptions Thrown (Min. 10 att.) | 0 | Eight times, most recently | | |
| | | Colin Kaepernick | vs. Seattle | 1/1/17 |
| Fewest Times Sacked (Min. 10 att.) | 0 | Two times, most recently | | |
| | | Blaine Gabbert | at Seattle | 9/25/26 |
| Most Receptions | 8 | Jeremy Kerley | vs. Arizona | 10/6/16 |
| Most Receiving Yards | 106 | Quinton Patton | vs. New Orleans | 11/6/16 |
| Most Punt Returns | 3 | Two times, most recently | | |
| | | Jeremy Kerley | vs. New Orleans | 11/6/16 |
| Most Punt Return Yardage | 33 | Raheem Mostert | vs. Seattle | 1/1/17 |
| Most Kickoff Returns | 5 | JaCorey Shepherd | at Atlanta | 12/18/16 |
| Most Kickoff Return Yardage | 112 | JaCorey Shepherd | at Atlanta | 12/18/16 |
| Most Interceptions | 1 | Seven times, most recently | | |
| | | Tramaine Brock & Rashard Robinson | at Los Angeles | 12/24/16 |
| Most Interception Return Yardage | 39 | Tramaine Brock | at Los Angeles | 12/24/16 |
| Most Tackles | 14 | Nick Bellore | at Chicago | 12/4/16 |
| Most Sacks | 2.0 | Two times, most recently | | |
| | | DeForest Buckner | vs. New York Jets | 12/11/16 |

# 2016 SAN FRANCISCO 49ERS TURNOVER BREAKDOWN

## TAKEAWAYS

| Date | Opponent | Turnover | Starting L.O.S. | Point of Turnover | Resulting L.O.S. | Qtr. | Result (pts) |
|---|---|---|---|---|---|---|---|
| 9/12 | vs. LA | N. Bowman INT (C. Keenum) | LA 45 | SF 41 | SF 41 | 2 | Touchdown (7) |
| | | R. Armstrong INT (C. Keenum) | SF 26 | SF 18 | SF 23 | 3 | Touchdown (7) |
| 9/18 | at Car. | A. Bethea INT (C. Newton) | CAR 10 | CAR 22 | CAR 22 | 1 | Field Goal (3) |
| | | R. Armstrong FR (A. Bethea FF) | SF 47 | SF 43 | SF 41 | 2 | Touchdown (7) |
| | | E. Harold FR (G. Hodges FF) | CAR 34 | CAR 33 | CAR 17 | 4 | Field Goal (3) |
| | | S. Draughn FR (ST) | SF 35 | CAR 3 | CAR 1 | 4 | Touchdown (7) |
| 9/25 | at Sea. | G. Hodgers FR (N.Bowman FF) | SEA 20 | SEA 29 | SEA 30 | 2 | Field Goal (3) |
| | | N. Bellore INT (T. Boykin) | 50 | SF 49 | SEA 47 | 4 | Touchdown (8) |
| 10/2 | vs. Dal. | None | | | | | |
| 10/6 | vs. Arz. | None | | | | | |
| 10/16 | at Buf. | D. Buckner FR (A. Armstead FF) | BUF 36 | BUF 30 | BUF 28 | 1 | Field Goal (3) |
| | | N. Bellore FR (M. Purcell FF) | BUF 20 | BUF 24 | BUF 27 | 4 | Downs (0) |
| 10/23 | vs. TB | G. Hodges INT (J. Winston) | TB 28 | TB 38 | TB 17 | 1 | Touchdown (7) |
| 11/6 | vs. NO | None | | | | | |
| 11/13 | at Arz. | A. Bethea FR (K. Reaser FF) | ARZ 34 | SF 49 | ARZ 49 | 1 | Punt (0) |
| | | D. Buckner FR (E. Harold FF)* | SF 16 | SF 16 | SF 20 | 3 | Field Goal (3) |
| | | E. Reid INT (C. Palmer) | ARZ 35 | SF 47 | ARZ 40 | 3 | Punt (0) |
| | | G. Hodges INT (C. Palmer) | 50 | SF 37 | SF 43 | 4 | Touchdown (7) |
| 11/20 | vs. NE | None | | | | | |
| 11/27 | at Mia. | None | | | | | |
| 12/4 | at Chi. | J. Ward FR (J. Ward FF) (ST) | SF 35 | CHI 37 | CHI 37 | 2 | Field Goal (3) |
| 12/11 | vs. NYJ | J. Ward INT (B. Petty) | NYJ 14 | NYJ 15 | NYJ 7 | 1 | Touchdown (7) |
| 12/18 | at Atl. | M. Wilhoite FR (M. Wilhoite FF)* | SF 1 | SF 1 | SF 1 | 2 | Punt (0) |
| 12/24 | at LA | T. Brock INT (J. Goff) | LA 43 | SF 44 | LA 17 | 1 | Touchdown (7) |
| | | R. Robinson INT (J. Goff) | LA 42 | SF 42 | SF 42 | 4 | Punt (0) |
| 1/1 | vs. Sea. | None | | | | | |

**Regular Season Totals:** 20 takeaways resulted in 82 points

L.O.S. – Line of scrimmage
* – Red zone play
ST – Special teams play
(TB) – Touchback

# 2016 SAN FRANCISCO 49ERS TURNOVER BREAKDOWN

## GIVEAWAYS

| Date | Opponent | Turnover | Starting L.O.S. | Point of Turnover | Resulting L.O.S. | Qtr. | Result (pts) |
|---|---|---|---|---|---|---|---|
| 9/12 | vs. LA | S. Draughn FUMBLE (D. Easley) | 50 | LA 39 | LA 39 | 2 | Punt (0) |
| 9/18 | at Car. | C. Hyde FUMBLE (C. Johnson) | SF 15 | SF 13 | End zone | 1 | Touchdown (7) |
| | | B. Gabbert INT (L. Kuechly) | SF 25 | SF 35 | SF 34 | 4 | Touchdown (6) |
| | | B. Gabbert INT (J. Bradberry) | SF 25 | SF 43 | SF 27 | 4 | Field Goal (3) |
| 9/25 | at Sea. | B. Gabbert INT (B. Wagner) | SF 27 | SF 29 | SF 20 | 3 | Field Goal (3) |
| 10/2 | vs. Dal. | B. Gabbert INT (M. Claiborne) | SF 45 | DAL 7 | DAL 34 | 4 | Field Goal (3) |
| 10/6 | vs. Arz. | B. Gabbert INT (C. Campbell) | SF 24 | SF 22 | SF 21 | 2 | Touchdown (7) |
| | | C. Davis FUMBLE (I. Momah) (ST) | ARZ 35 | SF 14 | SF 14 | 3 | Touchdown (7) |
| | | B. Gabbert INT (M. Cooper) | SF 25 | SF 36 | SF 24 | 4 | Field Goal (3) |
| 10/16 | at Buf. | K. Martin FUMBLE (N. Robey–Coleman) (ST) | BUF 35 | SF 27 | SF 27 | 4 | Touchdown (7) |
| 10/23 | vs. TB | C. Kaepernick INT (B. McDougald) | TB 44 | TB 27 | TB 27 | 2 | Field Goal (3) |
| | | A. Burbridge FUMBLE (K. Tandy) (ST) | TB 24 | SF 36 | SF 26 | 3 | Field Goal (3) |
| | | C. Kaepernick FUMBLE (G. McCoy) | SF 39 | SF 28 | SF 27 | 3 | Touchdown (7) |
| 11/6 | vs. NO | C. Kaepernick INT (C. Robertson) | SF 49 | NO 46 | SF 12 | 1 | Touchdown (7) |
| | | M. Davis FUMBLE (N. Stupar)* | NO 8 | NO 1 | NO 1 | 3 | Punt (0) |
| | | C. Kaepernick FUMBLE* | NO 10 | NO 16 | NO 8 | 4 | Punt (0) |
| | | D. Harris FUMBLE (K. Vaccaro) | SF 16 | SF 21 | SF 21 | 4 | End of Game (0) |
| 11/13 | at Arz. | J. Kerley FUMBLE (R. Quigley) (ST) | ARZ 28 | SF 47 | ARZ 44 | 1 | Touchdown (7) |
| 11/20 | vs. NE | None | | | | | |
| 11/27 | at Ma. | G. Celek FUMBLE (B. Maxwell) | MIA 31 | MIA 15 | MIA 16 | 2 | Touchdown (7) |
| | | C. Kaepernick INT (K. Alonso) | SF 25 | SF 36 | SF 26 | 3 | Touchdown (7) |
| 12/4 | at Chi. | None | | | | | |
| 12/11 | vs. NYJ | None | | | | | |
| 12/18 | at Atl. | C. Hyde FUMBLE (K. Neal) | SF 49 | SF 49 | 50 | 1 | Touchdown (7) |
| 12/24 | at LA | C. Kaepernick INT (C. Davis) | SF 35 | LA 41 | SF 30 | 1 | Touchdown (7) |
| | | C. Hyde FUMBLE (E. Gaines) | SF 34 | SF 34 | SF 25 | 4 | Touchdown (7) |
| 1/1 | vs. Sea. | C. Kaepernick FUMBLE | SF 25 | SF 22 | SF 21 | 1 | Field Goal (3) |
| | | D. Harris FUMBLE (A. Rubin) | SF 48 | SF 48 | SF 15 | 2 | Touchdown (7) |

**Regular Season Totals:** 25 giveaways resulted in 118 points

L.O.S. – Line of scrimmage
* – Red zone play
ST – Special teams play
(TB) – Touchback

## GAME-BY-GAME TURNOVER DIFFERENTIAL

| Date | Opp | Takeways | Giveaways | Game Total | Total |
|---|---|---|---|---|---|
| 9/12 | LA | 2 | 1 | +1 | +1 |
| 9/18 | at Car. | 4 | 3 | +1 | +2 |
| 9/25 | at Sea. | 2 | 1 | +1 | +3 |
| 10/2 | Dal. | 0 | 1 | –1 | +2 |
| 10/6 | Arz. | 0 | 3 | –3 | –1 |
| 10/16 | at Buf. | 2 | 1 | +1 | 0 |
| 10/23 | TB | 1 | 3 | –2 | –2 |
| 11/6 | NO | 0 | 4 | –4 | –6 |
| 11/13 | at Arz. | 4 | 1 | +3 | –3 |
| 11/20 | NE | 0 | 0 | 0 | –3 |
| 11/27 | at Mia. | 0 | 2 | –2 | –5 |
| 12/4 | at Chi. | 1 | 0 | +1 | –4 |
| 12/11 | NYJ | 1 | 0 | +1 | –3 |
| 12/18 | at Atl. | 1 | 1 | 0 | –3 |
| 12/24 | at LA | 2 | 2 | 0 | –3 |
| 1/1 | Sea. | 0 | 2 | –2 | –5 |

# 2016 SAN FRANCISCO 49ERS THIRD DOWN EFFICIENCY

## 49ERS THIRD-AND ...

| Date | Opp | 1 | 2 | 3 | 4 | 5 | 6 | 7 | 8 | 9 | 10 | 10+ | Totals |
|---|---|---|---|---|---|---|---|---|---|---|---|---|---|
| 9/12 | LA | 0/0 | 0/1 | 1/2 | 2/3 | 0/0 | 2/2 | 0/3 | 2/3 | 1/1 | 0/2 | 0/0 | 8/17 |
| 9/18 | at Car. | 1/1 | 1/1 | 0/0 | 1/1 | 0/0 | 0/0 | 0/0 | 0/4 | 0/1 | 0/3 | 1/3 | 4/14 |
| 9/25 | at Sea. | 0/0 | 1/1 | 1/2 | 0/5 | 1/1 | 1/2 | 0/1 | 0/1 | 0/0 | 0/1 | 0/1 | 4/15 |
| 10/2 | Dal. | 3/3 | 1/2 | 1/2 | 0/0 | 0/0 | 0/1 | 1/1 | 0/1 | 1/1 | 0/0 | 1/3 | 8/14 |
| 10/6 | Arz. | 2/2 | 1/1 | 0/0 | 0/3 | 1/1 | 0/0 | 0/2 | 0/0 | 0/0 | 0/2 | 0/3 | 4/14 |
| 10/16 | at Buf. | 0/1 | 0/0 | 0/1 | 0/2 | 0/1 | 0/0 | 0/0 | 1/3 | 0/1 | 0/0 | 2/4 | 3/13 |
| 10/23 | TB | 1/1 | 1/2 | 2/3 | 0/0 | 0/0 | 0/0 | 1/2 | 0/1 | 0/0 | 0/2 | 1/4 | 6/15 |
| 11/6 | NO | 0/0 | 0/0 | 1/1 | 0/1 | 0/1 | 1/2 | 0/0 | 0/0 | 0/0 | 0/2 | 0/2 | 2/9 |
| 11/13 | at Arz. | 2/2 | 1/2 | 0/1 | 1/1 | 0/2 | 1/1 | 0/0 | 1/3 | 0/0 | 0/2 | 1/3 | 7/17 |
| 11/20 | NE | 0/0 | 0/1 | 0/0 | 0/0 | 1/1 | 0/2 | 1/1 | 1/3 | 1/4 | 1/1 | 0/1 | 5/14 |
| 11/27 | at Mia. | 1/1 | 0/0 | 1/2 | 0/0 | 2/2 | 0/0 | 0/0 | 1/1 | 1/2 | 0/0 | 1/6 | 7/14 |
| 12/4 | at Chi. | 1/1 | 1/1 | 0/0 | 1/3 | 1/1 | 0/1 | 0/1 | 0/1 | 0/0 | 0/1 | 0/4 | 4/14 |
| 12/11 | NYJ | 0/0 | 0/0 | 1/2 | 0/0 | 1/2 | 0/1 | 0/1 | 0/0 | 0/2 | 0/2 | 0/2 | 2/12 |
| 12/18 | at Atl. | 0/1 | 1/2 | 0/0 | 2/2 | 0/0 | 0/2 | 0/1 | 1/1 | 0/0 | 0/1 | 2/3 | 6/13 |
| 12/24 | at LA | 1/1 | 0/0 | 2/2 | 0/1 | 0/1 | 1/2 | 0/2 | 1/1 | 0/2 | 1/1 | 0/3 | 6/16 |
| 1/1 | Sea. | 1/3 | 0/1 | 0/0 | 0/0 | 0/0 | 0/0 | 0/2 | 0/0 | 0/0 | 1/1 | 0/4 | 2/11 |
| **Regular Season Totals:** | | **13/17** | **8/15** | **10/18** | **7/22** | **7/13** | **6/16** | **3/17** | **8/23** | **4/14** | **3/21** | **9/46** | **78/222** |
| | | **76.5** | **53.3** | **55.6** | **31.8** | **53.8** | **37.5** | **17.6** | **34.8** | **28.6** | **14.3** | **19.6** | **35.1** |

## OPPONENTS THIRD-AND ...

| Date | Opp | 1 | 2 | 3 | 4 | 5 | 6 | 7 | 8 | 9 | 10 | 10+ | Totals |
|---|---|---|---|---|---|---|---|---|---|---|---|---|---|
| 9/12 | LA | 0/0 | 0/0 | 0/1 | 2/4 | 1/3 | 0/0 | 0/0 | 0/2 | 0/1 | 0/2 | 0/2 | 3/15 |
| 9/18 | at Car. | 1/1 | 0/1 | 1/2 | 1/1 | 0/0 | 0/1 | 2/4 | 1/1 | 0/0 | 1/2 | 0/2 | 7/15 |
| 9/25 | at Sea. | 3/4 | 0/1 | 0/0 | 0/1 | 0/1 | 2/2 | 0/0 | 0/0 | 0/0 | 1/1 | 3/4 | 9/14 |
| 10/2 | Dal. | 3/3 | 0/0 | 0/1 | 1/3 | 1/1 | 1/2 | 0/1 | 0/1 | 0/1 | 0/0 | 0/1 | 6/14 |
| 10/6 | Arz. | 2/2 | 1/1 | 1/1 | 0/3 | 0/1 | 0/1 | 1/1 | 0/0 | 0/1 | 0/1 | 0/4 | 5/16 |
| 10/16 | at Buf. | 1/1 | 0/1 | 1/1 | 0/1 | 3/3 | 0/0 | 0/2 | 1/2 | 1/1 | 0/0 | 1/2 | 8/13 |
| 10/23 | TB | 0/0 | 0/1 | 2/2 | 0/3 | 0/1 | 1/1 | 1/2 | 0/0 | 2/2 | 0/0 | 0/2 | 6/14 |
| 11/6 | NO | 3/3 | 2/2 | 0/0 | 1/2 | 2/4 | 1/1 | 0/1 | 1/1 | 1/1 | 0/0 | 0/2 | 11/17 |
| 11/13 | at Arz. | 0/1 | 0/0 | 5/5 | 0/1 | 0/1 | 0/0 | 1/2 | 1/2 | 0/0 | 0/2 | 0/0 | 7/14 |
| 11/20 | NE | 1/1 | 2/2 | 2/4 | 0/0 | 0/0 | 0/0 | 0/1 | 1/1 | 2/3 | 0/2 | 0/2 | 8/16 |
| 11/27 | at Mia. | 1/1 | 1/1 | 1/2 | 0/0 | 1/1 | 0/0 | 1/1 | 0/1 | 0/1 | 0/0 | 1/4 | 6/12 |
| 12/4 | at Chi. | 1/1 | 1/2 | 0/0 | 0/0 | 2/2 | 1/2 | 1/2 | 0/1 | 0/0 | 0/2 | 0/2 | 6/14 |
| 12/11 | NYJ | 2/2 | 0/0 | 1/1 | 2/5 | 0/0 | 0/1 | 1/1 | 0/1 | 0/0 | 0/1 | 2/6 | 8/18 |
| 12/18 | at Atl. | 0/0 | 1/1 | 2/2 | 0/1 | 0/0 | 0/0 | 1/1 | 0/1 | 1/2 | 0/0 | 0/1 | 5/9 |
| 12/24 | at LA | 1/1 | 1/4 | 0/0 | 0/0 | 0/2 | 1/1 | 0/0 | 0/0 | 0/0 | 0/2 | 1/3 | 4/13 |
| 1/1 | Sea. | 1/1 | 0/1 | 0/0 | 0/0 | 1/2 | 0/0 | 0/1 | 1/2 | 0/1 | 0/1 | 0/3 | 3/12 |
| **Regular Season Totals:** | | **20/22** | **9/18** | **16/22** | **7/25** | **11/22** | **7/12** | **9/19** | **6/16** | **7/14** | **2/16** | **8/40** | **102/226** |
| | | **90.9** | **50.0** | **72.7** | **28.0** | **50.0** | **58.3** | **47.4** | **37.5** | **50.0** | **12.5** | **20.0** | **45.1** |

# 2016 SAN FRANCISCO 49ERS RED ZONE PRODUCTION

## SAN FRANCISCO 49ERS

| Date | Opp | Poss | TD | PAT | 2–Pt. | FG | MFG/ BFG | INT | FUM | DWNS/ Punt | HF | GM | PTS | TD% | SCORE PCT. | PTS/ POSS |
|---|---|---|---|---|---|---|---|---|---|---|---|---|---|---|---|---|
| 9/12 | LA | 4 | 4 | 4 | 0 | 0 | 0 | 0 | 0 | 0 | 0 | 0 | 28 | 100.0% | 100.0% | 7.0 |
| 9/18 | at Car. | 3 | 1 | 1 | 0 | 2 | 0 | 0 | 0 | 0 | 0 | 0 | 13 | 33.3% | 100.0% | 4.3 |
| 9/25 | at Sea. | 3 | 2 | 1 | 1 | 1 | 0 | 0 | 0 | 0 | 0 | 0 | 18 | 66.7% | 100.0% | 6.0 |
| 10/2 | Dal. | 2 | 1 | 1 | 0 | 1 | 0 | 0 | 0 | 0 | 0 | 0 | 10 | 50.0% | 100.0% | 5.0 |
| 10/6 | Arz. | 3 | 3 | 3 | 0 | 0 | 0 | 0 | 0 | 0 | 0 | 0 | 21 | 100.0% | 100.0% | 7.0 |
| 10/16 | at Buf. | 2 | 0 | 0 | 0 | 1 | 0 | 0 | 0 | 1 | 0 | 0 | 3 | 0.0% | 50.0% | 1.5 |
| 10/23 | TB | 3 | 2 | 2 | 0 | 1 | 0 | 0 | 0 | 0 | 0 | 0 | 17 | 66.7% | 100.0% | 5.7 |
| 11/6 | NO | 2 | 0 | 0 | 0 | 0 | 0 | 0 | 2 | 0 | 0 | 0 | 0 | 0.0% | 0.0% | 0.0 |
| 11/13 | at Arz. | 2 | 2 | 2 | 0 | 0 | 0 | 0 | 0 | 0 | 0 | 0 | 14 | 100.0% | 100.0% | 7.0 |
| 11/20 | NE | 3 | 2 | 2 | 0 | 1 | 0 | 0 | 0 | 0 | 0 | 0 | 17 | 66.7% | 100.0% | 5.7 |
| 11/27 | at Mia. | 5 | 3 | 3 | 0 | 1 | 0 | 0 | 0 | 0 | 0 | 1 | 24 | 60.0% | 80.0% | 4.8 |
| 12/4 | at Chi. | 2 | 0 | 0 | 0 | 2 | 0 | 0 | 0 | 0 | 0 | 0 | 6 | 0.0% | 100.0% | 3.0 |
| 12/11 | NYJ | 2 | 2 | 2 | 0 | 0 | 0 | 0 | 0 | 0 | 0 | 0 | 14 | 100.0% | 100.0% | 7.0 |
| 12/18 | at Atl. | 2 | 2 | 1 | 0 | 0 | 0 | 0 | 0 | 0 | 0 | 0 | 13 | 100.0% | 100.0% | 6.5 |
| 12/24 | at LA | 3 | 3 | 2 | 1 | 0 | 0 | 0 | 0 | 0 | 0 | 0 | 22 | 100.0% | 100.0% | 7.3 |
| 1/1 | Sea. | 3 | 3 | 3 | 0 | 0 | 0 | 0 | 0 | 0 | 0 | 0 | 21 | 100.0% | 100.0% | 7.0 |
| **TOTALS** | | **44** | **30** | **27** | **2** | **10** | **0** | **0** | **2** | **1** | **0** | **1** | **241** | **68.2%** | **90.9%** | **5.5** |

## OPPONENTS

| Date | Opp | Poss | TD | PAT | 2–Pt. | FG | MFG/ BFG | INT | FUM | DWNS/ Punt | HF | GM | PTS | TD% | SCORE PCT. | PTS/ POSS |
|---|---|---|---|---|---|---|---|---|---|---|---|---|---|---|---|---|
| 9/12 | LA | 0 | 0 | 0 | 0 | 0 | 0 | 0 | 0 | 0 | 0 | 0 | 0 | 0.0% | 0.0% | 0.0 |
| 9/18 | at Car. | 5 | 3 | 2 | 0 | 2 | 0 | 0 | 0 | 0 | 0 | 0 | 26 | 60.0% | 100.0% | 5.2 |
| 9/25 | at Sea. | 6 | 3 | 3 | 0 | 3 | 0 | 0 | 0 | 0 | 0 | 0 | 30 | 50.0% | 100.0% | 5.0 |
| 10/2 | Dal. | 3 | 2 | 2 | 0 | 1 | 0 | 0 | 0 | 0 | 0 | 0 | 17 | 66.7% | 100.0% | 5.7 |
| 10/6 | Arz. | 3 | 2 | 2 | 0 | 1 | 0 | 0 | 0 | 0 | 0 | 0 | 17 | 66.7% | 100.0% | 5.7 |
| 10/16 | at Buf. | 4 | 4 | 4 | 0 | 0 | 0 | 0 | 0 | 0 | 0 | 0 | 28 | 100.0% | 100.0% | 7.0 |
| 10/23 | TB | 5 | 3 | 3 | 0 | 2 | 0 | 0 | 0 | 0 | 0 | 0 | 27 | 60.0% | 100.0% | 5.4 |
| 11/6 | NO | 5 | 3 | 3 | 0 | 1 | 0 | 0 | 0 | 0 | 0 | 1 | 24 | 60.0% | 80.0% | 4.8 |
| 11/13 | at Arz. | 5 | 2 | 2 | 0 | 2 | 0 | 0 | 1 | 0 | 0 | 0 | 20 | 40.0% | 80.0% | 4.0 |
| 11/20 | NE | 5 | 3 | 2 | 0 | 1 | 0 | 0 | 0 | 0 | 0 | 1 | 23 | 60.0% | 80.0% | 4.6 |
| 11/27 | at Mia. | 4 | 3 | 3 | 0 | 1 | 0 | 0 | 0 | 0 | 0 | 0 | 24 | 75.0% | 100.0% | 6.0 |
| 12/4 | at Chi. | 4 | 3 | 3 | 0 | 1 | 0 | 0 | 0 | 0 | 0 | 0 | 24 | 75.0% | 100.0% | 6.0 |
| 12/11 | NYJ | 4 | 2 | 0 | 1 | 2 | 0 | 0 | 0 | 0 | 0 | 0 | 20 | 50.0% | 100.0% | 5.0 |
| 12/18 | at Atl. | 5 | 4 | 4 | 0 | 0 | 0 | 0 | 1 | 0 | 0 | 0 | 28 | 80.0% | 80.0% | 5.6 |
| 12/24 | at LA | 2 | 2 | 2 | 0 | 0 | 0 | 0 | 0 | 0 | 0 | 0 | 14 | 100.0% | 100.0% | 7.0 |
| 1/1 | Sea. | 6 | 2 | 1 | 0 | 4 | 0 | 0 | 0 | 0 | 0 | 0 | 25 | 33.3% | 100.0% | 4.2 |
| **TOTALS** | | **66** | **41** | **36** | **1** | **21** | **0** | **0** | **2** | **0** | **0** | **2** | **347** | **62.1%** | **93.9%** | **5.3** |

# 2016 SAN FRANCISCO 49ERS BIG PLAYS

Rushes of 10–yards or more; Pass completions of 20–yards or more; Returns of 30–yards or more

## 9/12/16 VS. LOS ANGELES RAMS

### RAMS

| Run | Pass | Ret. | Description |
|---|---|---|---|
| | 22 | | Case Keenum to Kenny Britt |
| | 22 | | Case Keenum to Kenny Britt |
| 10 | | | Todd Gurley run |
| | | 32 | Benny Cunningham kickoff return |

### 49ERS

| Run | Pass | Ret. | Description |
|---|---|---|---|
| 11 | | | Blaine Gabbert run |
| 11 | | | Blaine Gabbert run |
| 11t | | | Carlos Hyde run |
| 18 | | | Carlos Hyde run |
| 16 | | | Carlos Hyde run |
| 11 | | | Carlos Hyde run |
| | 35 | | Blaine Gabbert to Quinton Patton |

## 9/18/16 AT CAROLINA

### 49ERS

| Run | Pass | Ret. | Description |
|---|---|---|---|
| | 20 | | Blaine Gabbert to Torrey Smith |
| 18 | | | Shaun Draughn run |
| | 28t | | Blaine Gabbert to Torrey Smith |
| | 75t | | Blaine Gabbert to Vance McDonald |

### PANTHERS

| Run | Pass | Ret. | Description |
|---|---|---|---|
| | 24 | | Cam Newton to Fozzy Whittaker |
| | 78t | | Cam Newton to Greg Olsen |
| 19 | | | Fozzy Whittaker run |
| 25 | | | Fozzy Whittaker run |
| 16 | | | Fozzy Whittaker run |
| 16 | | | Cam Newton run |
| | 25 | | Cam Newton to Kelvin Benjamin |
| | 52 | | Cam Newton to Ted Ginn Jr. |
| 14 | | | Cam Newton run |
| | | 59 | Ted Ginn Jr. kickoff return |
| | 25 | | Cam Newton to Kelvin Benjamin |

## 9/25/16 AT SEATTLE

### 49ERS

| Run | Pass | Ret. | Description |
|---|---|---|---|
| | 20 | | Blaine Gabbert to Jeremy Kerley |
| 10 | | | Blaine Gabbert run |
| 34 | | | Carlos Hyde run |

### SEAHAWKS

| Run | Pass | Ret. | Description |
|---|---|---|---|
| | 34 | | Russell Wilson to Doug Baldwin |
| 41t | | | Christine Michael run |
| 12 | | | Christine Michael run |
| | 59 | | Russell Wilson to Doug Baldwin |
| | 40 | | Russell Wilson to Jimmy Graham |
| | | 62 | Tyler Lockett punt return |
| | 23 | | Trevone Boykin to Doug Baldwin |

## 10/2/16 VS. DALLAS

### COWBOYS

| Run | Pass | Ret. | Description |
|---|---|---|---|
| 10 | | | Ezekiel Elliott run |
| | 20t | | Dak Prescott to Terrance Williams |
| 23 | | | Ezekiel Elliott run |
| 17 | | | Ezekiel Elliott run |
| 26 | | | Ezekiel Elliott run |
| | 47 | | Dak Prescott to Cole Beasley |

### 49ERS

| Run | Pass | Ret. | Description |
|---|---|---|---|
| | 33t | | Blaine Gabbert to Jeremy Kerley |
| | 25 | | Blaine Gabbert to Garrett Celek |
| 32 | | | Carlos Hyde run |
| | 29 | | Blaine Gabbert to Garrett Celek |
| | 20 | | Blaine Gabbert to Jeremy Kerley |

# 2016 SAN FRANCISCO 49ERS BIG PLAYS

Rushes of 10–yards or more; Pass completions of 20–yards or more; Returns of 30–yards or more

## 10/6/16 VS. ARIZONA

### CARDINALS

| Run | Pass | Ret. | Description |
|---|---|---|---|
| | | 39 | J.J. Nelson kickoff return |
| 17 | | | David Johnson run |
| 12 | | | David Johnson run |
| | 21t | | Drew Stanton to Larry Fitzgerald |
| 23 | | | David Johnson run |
| | 29t | | Drew Stanton to Larry Fitzgerald |
| 11 | | | David Johnson run |
| 18 | | | David Johnson run |
| | 21 | | Drew Stanton to David Johnson |

### 49ERS

| Run | Pass | Ret. | Description |
|---|---|---|---|
| 10 | | | Carlos Hyde run |
| | 24 | | Blaine Gabbert to Jeremy Kerley |
| 11 | | | Blaine Gabbert run |
| 24 | | | Blaine Gabbert run |

## 10/16/16 AT BUFFALO

### 49ERS

| Run | Pass | Ret. | Description |
|---|---|---|---|
| 11 | | | Carlos Hyde run |
| | 53t | | Colin Kaepernick to Torrey Smith |
| 11 | | | Colin Kaepernick run |
| 15 | | | Carlos Hyde run |
| 10 | | | Colin Kaepernick run |
| 29 | | | Colin Kaepernick run |

### BILLS

| Run | Pass | Ret. | Description |
|---|---|---|---|
| 16 | | | LeSean McCoy run |
| | 20 | | Tyrod Taylor to Charles Clay |
| 38 | | | LeSean McCoy run |
| 12t | | | LeSean McCoy run |
| 22 | | | LeSean McCoy run |
| 10 | | | Tyrod Taylor run |
| 18 | | | Tyrod Taylor run |
| 12 | | | LeSean McCoy run |
| | 23 | | Tyrod Taylor to Nick O'Leary |
| | 30t | | Tyrod Taylor to Justin Hunter |
| 21 | | | Tyrod Taylor run |
| 18t | | | LeSean McCoy run |
| 44t | | | Mike Gillislee run |

## 10/16/16 VS. TAMPA BAY

### BUCCANEERS

| Run | Pass | Ret. | Description |
|---|---|---|---|
| 11 | | | Jacquizz Rodgers run |
| 12 | | | Jacquizz Rodgers run |
| | 31 | | Jameis Winston to Mike Evans |
| | 30 | | Jameis Winston to Antone Smith |
| 45 | | | Jacquizz Rodgers run |
| 14 | | | Peyton Barber run |
| 16 | | | Jacquizz Rodgers run |
| | 20 | | Jameis Winston to Russell Shepard |
| | 20 | | Jameis Winston to Russell Shepard |
| 44t | | | Peyton Barber run |

### 49ERS

| Run | Pass | Ret. | Description |
|---|---|---|---|
| | 24 | | Colin Kaepernick to Vance McDonald |
| 18 | | | DuJuan Harris run |
| 16 | | | Colin Kaepernick run |
| 13 | | | Colin Kaepernick run |
| 17 | | | Colin Kaepernick run |
| 16 | | | Shaun Draughn run |

## 11/6/16 VS. NEW ORLEANS

### SAINTS

| Run | Pass | Ret. | Description |
|---|---|---|---|
| | 23 | | Drew Brees to Michael Thomas |
| | 32 | | Drew Brees to Josh Hill |
| 75t | | | Mark Ingram run |
| | 26 | | Drew Brees to Coby Fleener |
| 19 | | | Mark Ingram run |
| | 28 | | Drew Brees to Brandin Cooks |
| | 32t | | Drew Brees to Michael Thomas |
| 14 | | | Mark Ingram run |
| 11 | | | Mark Ingram run |

### 49ERS

| Run | Pass | Ret. | Description |
|---|---|---|---|
| | 31 | | Colin Kaepernick to Quinton Patton |
| 10 | | | Colin Kaepernick run |
| | 20 | | Colin Kaepernick to Quinton Patton |
| | 22 | | Colin Kaepernick to Garrett Celek |
| | | 36 | JaCorey Shepherd kickoff return |
| | 47t | | Colin Kaepernick to DuJuan Harris |
| | | 33 | JaCorey Shepherd kickoff return |
| | 31 | | Colin Kaepernick to Garrett Celek |
| | 65t | | Colin Kaepernick to Vance McDonald |
| | | 35 | JaCorey Shepherd kickoff return |
| 19 | | | DuJuan Harris run |
| 16 | | | DuJuan Harris run |
| 11 | | | Colin Kaepernick run |

# 2016 SAN FRANCISCO 49ERS BIG PLAYS

Rushes of 10–yards or more; Pass completions of 20–yards or more; Returns of 30–yards or more

## 11/13/16 AT ARIZONA

### 49ERS

| Run | Pass | Ret. | Description |
|---|---|---|---|
| 10 | | | Colin Kaepernick run |
| | 32 | | Colin Kaepernick to Vance McDonald |
| | 21 | | Colin Kaepernick to Torrey Smith |
| | 45 | | Colin Kaepernick to Quinton Patton |
| | 24 | | Colin Kaepernick to Jeremy Kerley |
| 19 | | | Colin Kaepernick run |

### CARDINALS

| Run | Pass | Ret. | Description |
|---|---|---|---|
| | 35 | | Carson Palmer to Michael Floyd |
| 18t | | | David Johnson run |
| | 21 | | Carson Palmer to John Brown |
| 16 | | | Carson Plamer run |
| | 21 | | Carson Plamer to Jermaine Gresham |
| | 33 | | Carson Palmer to Larry Fitzgerald |
| 10 | | | John Brown run |
| | 26 | | Carson Palmer to Michael Floyd |

## 11/20/16 VS. NEW ENGLAND

### PATRIOTS

| Run | Pass | Ret. | Description |
|---|---|---|---|
| | | 30 | Danny Amendola punt return |
| 44 | | | LeGarrette Blount run |
| 12 | | | Dion Lewis run |
| | 25 | | Tom Brady to James White |
| | 21 | | Tom Brady to Malcolm Mitchell |
| | 56t | | Tom Brady to Malcolm Mitchell |
| | 21 | | Tom Brady to Julian Edelman |
| 20 | | | LeGarrette Blount run |
| 18 | | | LeGarrette Blount run |
| 11 | | | LeGarrette Blount run |

### 49ERS

| Run | Pass | Ret. | Description |
|---|---|---|---|
| | 26 | | Colin Kaepernick to Shaun Draughn |
| 11 | | | Carlos Hyde run |
| 13 | | | Carlos Hyde run |
| 12 | | | Carlos Hyde run |
| 17 | | | Colin Kaepernick run |
| | 24 | | Colin Kaepernick to Vance McDonald |
| 14 | | | Colin Kaepernick run |

## 11/27/16 AT MIAMI

### 49ERS

| Run | Pass | Ret. | Description |
|---|---|---|---|
| 14 | | | Colin Kaepernick run |
| 11 | | | Carlos Hyde run |
| 12 | | | Colin Kaepernick run |
| 30 | | | Colin Kaepernick run |
| 10 | | | Colin Kaepernick run |
| 24 | | | Carlos Hyde run |
| | 25 | | Colin Kaepernick to Rod Streater |
| | 35 | | Colin Kaepernick to Vance McDonald |
| 20 | | | Colin Kaepernick run |

### DOLPHINS

| Run | Pass | Ret. | Description |
|---|---|---|---|
| | 46 | | Ryan Tannehill to DeVante Parker |
| 10 | | | Jay Ajayi run |
| 17 | | | Ryan Tannehill run |
| | | 78 | Kenyan Drake kickoff return |
| 10 | | | Ryan Tannehill run |
| | 43t | | Ryan Tannehill to Kenny Stills |
| 18 | | | Jay Ajayi run |
| | 23 | | Ryan Tannehill to Dion Sims |

## 12/4/16 AT CHICAGO

### 49ERS

| Run | Pass | Ret. | Description |
|---|---|---|---|
| 12 | | | Carlos Hyde run |
| 14 | | | Colin Kaepernick run |

### BEARS

| Run | Pass | Ret. | Description |
|---|---|---|---|
| 17 | | | Jordan Howard run |
| | 28 | | Matt Barkley to Cameron Meredith |
| | 22 | | Matt Barkley to Cameron Meredith |
| | 24 | | Matt Barkley to Josh Bellamy |
| | 22 | | Matt Barkley to Josh Bellamy |
| | 31 | | Matt Barkley to Josh Bellamy |
| 25 | | | Jordan Howard run |
| 12 | | | Josh Bellamy run |

# 2016 SAN FRANCISCO 49ERS BIG PLAYS

Rushes of 10–yards or more; Pass completions of 20–yards or more; Returns of 30–yards or more

## 12/11/16 VS. NEW YORK JETS

### JETS

| Run | Pass | Ret. | Description |
|---|---|---|---|
| 13 | | | Robby Anderson run |
| 10 | | | Bilal Powell run |
| 16 | | | Bilal Powell run |
| | 40 | | Bryce Petty to Robby Anderson |
| | 20 | | Bryce Petty to Brandon Marshall |
| 11 | | | Bilal Powell run |
| | 26 | | Bryce Petty to Robby Anderson |
| 19t | | | Bilal Powell run |

### 49ERS

| Run | Pass | Ret. | Description |
|---|---|---|---|
| 11 | | | Carlos Hyde run |
| 47 | | | Carlos Hyde run |
| | 30 | | Colin Kaepernick to Blake Bell |
| 13 | | | Colin Kaepernick run |
| 20 | | | Carlos Hyde run |
| | 27 | | Colin Kaepernick to Jeremy Kerley |
| 43 | | | Carlos Hyde run |
| 18 | | | Carlos Hyde run |
| 11 | | | Shaun Draughn run |
| 11 | | | Carlos Hyde run |
| 25 | | | Carlos Hyde run |

## 12/18/16 AT ATLANTA

### 49ERS

| Run | Pass | Ret. | Description |
|---|---|---|---|
| | | 41 | JaCorey Shepherd kickoff return |
| | 45 | | Colin Kaepernick to Blake Bell |
| 17 | | | Carlos Hyde run |
| 12 | | | Carlos Hyde run |
| 17 | | | Colin Kaepernick run |
| 12 | | | Carlos Hyde run |

### FALCONS

| Run | Pass | Ret. | Description |
|---|---|---|---|
| | | 42 | Eric Weems punt return |
| | 20 | | Matt Ryan to Taylor Gabriel |
| 21 | | | Tevin Coleman run |
| | 59 | | Matt Ryan to Aldrick Robinson |
| | 20 | | Matt Ryan to Aldrick Robinson |
| 29 | | | Tevin Coleman run |
| 20 | | | Devonta Freeman run |
| | 21 | | Matt Ryan to Aldrick Robinson |
| | 31 | | Matt Ryan to Taylor Gabriel |
| 34t | | | Devonta Freeman run |
| | 30 | | Matt Ryan to Levine Toilolo |
| 45 | | | Terron Ward run |

## 12/24/16 AT LOS ANGELES RAMS

### 49ERS

| Run | Pass | Ret. | Description |
|---|---|---|---|
| 14 | | | Carlos Hyde run |
| | | 39 | Tramaine Brock INT return |
| | 21 | | Colin Kaepernick to Jeremy Kerley |
| 13t | | | Colin Kaepernick run |

### RAMS

| Run | Pass | Ret. | Description |
|---|---|---|---|
| | | 51 | Pharoh Cooper kickoff return |
| | 24 | | Jared Goff to Lance Kendricks |
| 30t | | | Tavon Austin run |
| 11 | | | Todd Gurley run |
| | | 34 | Pharoh Cooper kickoff return |

## 1/1/17 VS. SEATTLE

### SEAHAWKS

| Run | Pass | Ret. | Description |
|---|---|---|---|
| | 41 | | Russell Wilson to Doug Baldwin |
| | 42 | | Russell Wilson to Jimmy Graham |
| | 36 | | Russell Wilson to Jermaine Kearse |
| | 20 | | Russell Wilson to Brandon Williams |
| 26 | | | Alex Collins run |
| 17 | | | Alex Collins run |
| 11 | | | Trevone Boykin run |

### 49ERS

| Run | Pass | Ret. | Description |
|---|---|---|---|
| | 23 | | Colin Kaepernick to DeAndre Smelter |
| | 29 | | Colin Kaepernick to Shaun Draughn |
| 11 | | | Colin Kaepernick run |
| | 27 | | Colin Kaepernick to Shaun Draughn |
| | 24 | | Colin Kaepernick to Aaron Burbridge |
| 10 | | | Shaun Draughn run |
| | | 33 | Raheem Mostert punt return |
| | 27 | | Colin Kaepernick to Jeremy Kerley |

# THE LAST TIME ...

## TEAM TOTALS

**Won in Overtime**

| | | |
|---|---|---|
| By 49ers: | 1/3/16 | 49ers win vs. St. Louis, 19–16 |
| By Opponent: | 12/11/16 | Jets win vs. New York, 23–17 |
| | *1/22/12* | *Giants win vs. New York, 20–17 – NFC–C* |

**Won by Scoring in the Last Two Minutes of Regulation**

| | | |
|---|---|---|
| By 49ers: | 12/24/16 | 49ers win at Los Angeles, 22–21 (last score at 0:31) |
| | *1/5/14* | *49ers win at Green Bay, 23–20 (last score at 0:00) – NFC–WC* |
| By Opponent: | 11/13/16 | Cardinals win at Arizona, 23–20 (last score at 0:00) |
| | *1/20/91* | *Giants win vs. New York, 15–13 (last score at 0:00) – NFC–C* |

**Tied Game by Scoring in the Last Two Minutes of Regulation**

| | | |
|---|---|---|
| By 49ers: | 11/13/16 | 49ers loss at Arizona, 20–23 (tied game at 1:55) |
| By Opponent: | 12/11/16 | Jets win vs. New York, 23–17 (OT) (tied game at 0:38) |

**Shutout**

| | | |
|---|---|---|
| By 49ers: | 9/12/16 | 49ers win vs. Los Angeles Rams, 28–0 |
| | *12/29/96* | *49ers win vs. Philadelphia, 14–0 – NFC–WC* |
| By Opponent: | 11/21/10 | Buccaneers win vs. Tampa Bay, 21–0 |

**Won by 20–or–More Points**

| | | |
|---|---|---|
| By 49ers: | 9/12/16 | 49ers win vs. Los Angeles, 28–0 |
| | *1/29/95* | *49ers win at San Diego, 49–26 – SB XXIX* |
| By Opponent: | 12/18/16 | Falcons win at Atlanta, 41–13 |
| | *1/12/03* | *Buccaneers win at Tampa Bay, 31–6 – NFC–D* |

**Won After Trailing by 20–or–More Points**

| | | |
|---|---|---|
| By 49ers: | 10/2/11 | 49ers win at Philadelphia, 24–23 (Eagles ahead 23–3 in 3rd Q) |
| | *1/5/03* | *49ers win vs. New York, 39–38 (Giants ahead 38–14 in 3rd Q) – NFC–WC* |
| By Opponent: | 12/20/14 | Chargers win vs. San Diego, 38–35 (OT) (49ers ahead 28–7 in 2nd Q) |

**Held a 28–or–More Point Lead**

| | | |
|---|---|---|
| By 49ers: | 9/12/16 | 49ers win vs. Los Angeles, 28–0 (49ers ahead 28–0 in 4th Q) |
| | *1/29/95* | *49ers win vs. San Diego, 49–26 (49ers ahead 49–18 in 4th Q) – SB XXIX* |
| By Opponent: | 12/18/16 | Falcons win at Atlanta, 41–13 (Falcons ahead 41–13 in 4th Q) |
| | *1/4/87* | *Giants win at New York, 49–3 (Giants ahead 49–3 in 4th Q) – NFC–D* |

**Held a 21–or–More Point Lead**

| | | |
|---|---|---|
| By 49ers: | 9/12/16 | 49ers win vs. Los Angeles, 28–0 (49ers ahead 28–0 in 4th Q) |
| | *1/12/13* | *49ers win vs. Green Bay, 45–31 (49ers ahead 45–24 in 4th Q) – NFC–D* |
| By Opponent: | 12/18/16 | Falcons win at Atlanta, 41–13 (Falcons ahead 41–13 in 4th Q) |
| | *2/3/13* | *Ravens win vs. Baltimore, 34–31 (Ravens ahead 28–6 in 3rd Q) – SB XLVII* |

**Scored 20–or–More Points in a Quarter**

| | | |
|---|---|---|
| By 49ers: | 12/20/14 | 49ers loss vs. San Diego, 35–38 (OT) (21 points, 2nd Q) |
| | *1/15/94* | *49ers win vs. Dallas, 38–28 (21 points, 1st Q) – NFC–D* |
| By Opponent: | 12/18/16 | Falcons win at Atlanta, 41–13 (21 points, 1st Q) |
| | *1/12/03* | *Buccaneers win at Tampa Bay, 31–6 (21 points, 2nd Q) – NFC–D* |

**Scored 20–or–More Points in a Half**

| | | |
|---|---|---|
| By 49ers: | 11/6/16 | 49ers loss vs. New Orleans, 23–41 (20 points, 1st half) |
| | *2/3/13* | *49ers loss vs. Baltimore, 31–34 (25 points, 2nd half) – SB XLVII* |
| By Opponent: | 12/18/16 | Falcons win at Atlanta, 41–13 (28 points, 1st half) |
| | *1/19/14* | *Seahawks win at Seattle, 23–17 (20 points, 2nd half) – NFC– C* |

**Held Opponent without a Touchdown**

| | | |
|---|---|---|
| By 49ers: | 9/12/16 | 49ers win vs. Los Angeles, 28–0 |
| | *12/29/96* | *49ers win vs. Philadelphia, 14–0 – NFC–WC* |
| By Opponent: | 12/4/16 | Bears win at Chicago, 26–6 (2 FGs) |
| | *1/12/03* | *Buccaneers win at Tampa Bay, 31–6 (2 FGs) – NFC–D* |

**Touchdowns Scored by Offense and Defense**

| | | |
|---|---|---|
| By 49ers: | 12/6/15 | 49ers win at Chicago, 26–20 (OT) (3 offense, 1 defense) |
| | *1/3/98* | *49ers win vs. Minnesota, 38–22 (5 offense, 1 defense) – NFC–D* |
| By Opponent: | 9/18/16 | Panthers win at Carolina, 46–27 (4 offense, 1 defense) |
| | *1/13/12* | *Packers loss vs. Green Bay, 31–45 (3 offense, 1 defense) – NFC–D* |

# THE LAST TIME ...

## TEAM TOTALS

**Touchdowns Scored by Offense, Defense and Special Teams**

| | | |
|---|---|---|
| By 49ers: | 10/4/09 | 49ers win vs. St. Louis, 35–0 (2 offense, 2 defense, 1 special teams) |
| By Opponent: | 9/23/07 | Steelers win at Pittsburgh, 37–16 (2 offense, 1 defense, 1 special teams) |

**Safety Scored**

| | | |
|---|---|---|
| By 49ers: | 1/1/17 | Nolan Frese fumble out of bounds in end zone vs. Seattle |
| | *2/3/13* | *Sam Koch OB in end zone, forced by Chris Culliver vs. Baltimore – SB XLVII* |
| By Opponent: | 12/4/16 | Blaine Gabbert sacked by Leonard Floyd in the end zone at Chicago |

**Successful Two Point Conversion**

| | | |
|---|---|---|
| By 49ers: | 12/24/16 | Colin Kaepernick run at Los Angeles |
| | *1/5/03* | *Jeff Garcia pass to Terrell Owens vs. New York Giants – NFC–WC* |
| By Opponent: | 12/11/16 | Bryce Petty run vs. New York Jets |
| | *1/14/12* | *Drew Brees pass to Darren Sproles vs. New Orleans – NFC–D* |

**Failed Two Point Conversion Attempt**

| | | |
|---|---|---|
| By 49ers: | 10/18/15 | Pass failed from Colin Kaepernick to Anquan Boldin vs. Baltimore |
| | *2/3/13* | *Pass failed from Colin Kaepernick to Randy Moss vs. Baltimore – SB XLVII* |
| By Opponent: | 12/27/15 | Pass failed from Matthew Stafford to Golden Tate at Detroit |
| | *1/13/02* | *Pass failed from Brett Favre to Bubba Franks at Green Bay – NFC–WC* |

## OFFENSIVE TOTALS

**500–or–More Total Net Yards of Offense**

| | | |
|---|---|---|
| By 49ers: | 10/7/12 | 49ers win vs. Buffalo, 45–3 (621; 311 rushing, 310 passing) |
| | *1/12/13* | *49ers win vs. Green Bay, 45–31 (579; 323 rushing, 256 passing) – NFC–D* |
| By Opponent: | 12/18/16 | Falcons win at Atlanta, 41–13 (550; 248 rushing, 302 passing) |

**400–or–More Total Net Yards of Offense**

| | | |
|---|---|---|
| By 49ers: | 11/27/16 | 49ers loss at Miami, 31–24 (475; 193 rushing, 282 passing) |
| | *2/3/13* | *49ers loss vs. Baltimore, 31–34 (468; 182 rushing, 286 passing)* |
| By Opponent: | 12/18/16 | Falcons win at Atlanta, 41–13 (550; 248 rushing, 302 passing) |
| | *1/20/13* | *Falcons loss at Atlanta, 24–28 (477; 81 rushing, 396 passing) – NFC–C* |

**300–or–More Net Yards Rushing by Team**

| | | |
|---|---|---|
| By 49ers: | 12/20/14 | 49ers loss vs. Chargers, 35–38 (OT) (355) |
| | *1/12/13* | *49ers win vs. Green Bay, 45–31 (323) – NFC–D* |
| By Opponent: | 10/16/16 | Bills win at Buffalo, 45–16 (312) |

**200–or–More Net Yards Rushing by Team**

| | | |
|---|---|---|
| By 49ers: | 12/11/16 | 49ers loss vs. New York Jets, 17–23 (OT) (248) |
| | *1/12/13* | *49ers win vs. Green Bay, 45–31 (323) – NFC–D* |
| By Opponent: | 12/18/16 | Falcons win at Atlanta, 41–13 (248) |
| | *1/4/87* | *Giants win at New York, 49–3 (216) – NFC–D* |

**Individual 200–Yard Rushing Game**

| | | |
|---|---|---|
| By 49ers: | 9/20/09 | Frank Gore (16–207–2 TDs) vs. Seattle |
| By Opponent: | 11/22/15 | Thomas Rawls (30–209–1 TD) at Seattle |

**Individual 150–Yard Rushing Game**

| | | |
|---|---|---|
| By 49ers: | 12/11/16 | Carlos Hyde (17–193) vs. New York Jets |
| | *1/12/13* | *Colin Kaepernick (16–181–2 TDs) vs. Green Bay – NFC–D* |
| By Opponent: | 11/6/16 | Mark Ingram (15–158–1 TD) vs. New Orleans |
| | *1/4/87* | *Joe Morris (24–159–2 TDs) at New York Giants – NFC–D* |

**Individual 100–Yard Rushing Game**

| | | |
|---|---|---|
| By 49ers: | 12/11/16 | Carlos Hyde (17–193) vs. New York Jets |
| | *1/19/14* | *Colin Kaepernick (11–130) at Seattle – NFC–C* |
| By Opponent: | 12/18/16 | Devonta Freeman (20–139–3 TDs) at Atlanta |
| | *1/19/14* | *Marshawn Lynch (22–109–1 TD) at Seattle – NFC–C* |

**Two 100–Yard Rushers in the Same Game**

| | | |
|---|---|---|
| By 49ers: | 12/20/14 | Frank Gore (26–158–1 TD) & Colin Kaepernick (7–151–1 TD) vs. San Diego |
| | *1/12/13* | *Colin Kaepernick (16–181–2 TDs) and Frank Gore (23–119–1 TD) vs. Green Bay – NFC–D* |
| By Opponent: | 11/8/53 | Skeets Quinlan (11–119) & Tank Younger (12–101–1 TD) at Los Angeles Rams |

# THE LAST TIME ...

## OFFENSIVE TOTALS

**Consecutive 100–Yard Rushing Games**

| | | |
|---|---|---|
| By 49ers: | 12/20/14–9/14/15 | Frank Gore (26–158–1 TD) & Colin Kaepernick (7–151–1 TD) vs. San Diego; Frank Gore (25–144) vs. Arizona; Carlos Hyde (26–168–2 TDs) vs. Minnesota |
| By Opponent: | 12/4/16–12/18/16 | Jordan Howard (32–117–3 TDs) at Chicago; Bilal Powell (29–145–2 TDs) vs. New York Jets; Devonta Freeman (20–139–3 TDs) at Atlanta |
| | *12/31/83–1/8/84* | *Billy Sims (20–114–2 TDs) vs. Detroit – NFC–D; John Riggins (36–123–2 TDs) at Washington – NFC–C* |

**Combined 200–Yard Rushing by Two Players**

| | | |
|---|---|---|
| By 49ers: | 12/11/16 | 225 by Carlos Hyde (17–193) and Shaun Draughn (7–32–1 TD) vs. New York Jets |
| | *1/12/13* | *300 by Colin Kaepernick (16–181–2 TDs) and Frank Gore (23–119–1 TD) vs. Green Bay – NFC–D* |
| By Opponent: | 11/6/16 | 245 by Mark Ingram (15–158–1 TD) & Tim Hightower (23–87–1 TD) |

**Individual with 30–or–More Carries**

| | | |
|---|---|---|
| By 49ers: | 10/30/11 | Frank Gore (31–134) vs. Cleveland |
| By Opponent: | 12/4/16 | Jordan Howard (32–117–3 TDs) at Chicago |
| | *1/8/84* | *John Riggins (36–123) at Washington – NFC–C* |

**Individual with 25–or–More Carries**

| | | |
|---|---|---|
| By 49ers: | 9/14/15 | Carlos Hyde (26–168–2 TDs) vs. Minnesota |
| | *1/3/98* | *Terry Kirby (25–120) vs. Minnesota – NFC–D* |
| By Opponent: | 12/11/16 | Bilal Powell (29–145–2 TDs) vs. New York Jets |
| | *1/5/03* | *Tiki Barber (26–115) vs. New York Giants – NFC–WC* |

**Rushing Play of 80–or–More Yards**

| | | |
|---|---|---|
| By 49ers: | 12/20/14 | 90t by Colin Kaepernick vs. San Diego |
| | *1/1/89* | *80t by Roger Craig vs. Minnesota – NFC–D* |
| By Opponent: | 12/9/07 | 84t by Chester Taylor vs. Minnesota |

**Rushing Play of 60–or–More Yards**

| | | |
|---|---|---|
| By 49ers: | 12/20/14 | 90t by Colin Kaepernick vs. San Diego |
| | *1/1/89* | *80t by Roger Craig vs. Minnesota – NFC–D* |
| By Opponent: | 11/6/15 | 75t by Mark Ingram vs. New Orleans |

**Rushing Play of 40–or–More Yards**

| | | |
|---|---|---|
| By 49ers: | 12/11/16 | 47 by Carlos Hyde & 43 by Carlos Hyde vs. New York Jets |
| | *1/19/14* | *58 by Colin Kaepernick at Seattle – NFC–C* |
| By Opponent: | 12/18/16 | 45, by Terron Ward at Atlanta |
| | *1/19/14* | *40t by Marshawn Lynch at Seattle – NFC–C* |

**Individual with Two–or–More Rushing Touchdowns**

| | | |
|---|---|---|
| By 49ers: | 1/1/17 | Shaun Draughn (21–41–2 TDs) vs. Seattle |
| | *1/20/13* | *Frank Gore (21–90–2 TDs) at Atlanta – NFC–C* |
| By Opponent: | 12/18/16 | Devonta Freeman (20–139–3 TDs) at Atlanta |
| | *1/12/03* | *Mike Alstott (17–60–2 TDs) at Tampa Bay – NFC–D* |

**400 Net Yards Passing by Team**

| | | |
|---|---|---|
| By 49ers: | 9/8/13 | 49ers win vs. Green Bay, 34–28 (404) |
| By Opponent: | 10/11/15 | Giants win at New York, 30–27 (441) |
| | *1/14/12* | *Saints loss vs. New Orleans, 32–36 (435) – NFC–D* |

**300 Net Yards Passing by Team**

| | | |
|---|---|---|
| By 49ers: | 11/6/16 | 49ers loss vs. New Orleans, 41–23 (393) |
| | *1/5/03* | *49ers win vs. New York Giants, 39–38 (356) – NFC–WC* |
| By Opponent: | 12/18/16 | Falcons win at Atlanta, 41–13 (302) |
| | *1/20/13* | *Falcons loss at Atlanta, 24–28 (396) – NFC–C* |

**Individual with 50–or–More Pass Attempts**

| | | |
|---|---|---|
| By 49ers: | 12/20/15 | Blaine Gabbert (50–30–295–3 INTs–1 TD) vs. Cincinnati |
| | *1/6/96* | *Steve Young (65–32–328–2 INTs–0 TDs) vs. Green Bay – NFC–D* |
| By Opponent: | 10/18/15 | Joe Flacco (53–33–343–2 INTs–2 TDs) vs. Baltimore |
| | *1/22/12* | *Eli Manning (58–32–316–0 INTs–2 TDs) vs. New York Giants – NFC–C* |

**Individual with 40–or–More Pass Attempts**

| | | |
|---|---|---|
| By 49ers: | 11/27/16 | Colin Kaepernick (46–29–296–1 INT–3 TDs) at Miami |
| | *1/14/12* | *Alex Smith (42–24–299–0 INTs–3 TDs) vs. New Orleans – NFC–D* |
| By Opponent: | 11/20/16 | Tom Brady (40–24–280–0 INTs–4 TDs) vs. New England |
| | *1/20/13* | *Matt Ryan (42–30–396–1 INT–3 TDs) at Atlanta – NFC–C* |

# THE LAST TIME ...

## OFFENSIVE TOTALS

**Individual with 30–or–More Pass Completions**

| | | |
|---|---|---|
| By 49ers: | 12/20/15 | Blaine Gabbert (50–30–295–3 INTs–1 TD) vs. Cincinnati |
| | *1/6/96* | *Steve Young (65–32–328–2 INTs–0 TD) vs. Green Bay – NFC–D* |
| By Opponent: | 11/13/16 | Carson Palmer (49–30–376–2 INTs–1 TD) at Arizona |
| | *1/20/13* | *Matt Ryan (42–30–396–1 INT–3 TDs) at Atlanta – NFC–C* |

**Individual with 25–or–More Pass Completions**

| | | |
|---|---|---|
| By 49ers: | 12/24/16 | Colin Kaepernick (37–28–266–1 INT–2 TDs) at Los Angeles |
| | *1/5/03* | *Jeff Garcia (44–27–331–1 INT–3 TDs) vs. New York Giants – NFC–WC* |
| By Opponent: | 11/13/16 | Carson Palmer (49–30–376–2 INTs–1 TD) at Arizona |
| | *1/20/13* | *Matt Ryan (42–30–396–1 INT–3 TDs) at Atlanta – NFC–C* |

**No Sacks Allowed**

| | | |
|---|---|---|
| By 49ers: | 9/25/16 | 49ers loss at Seattle, 18–37 (25 attempts – Blaine Gabbert) |
| | *1/5/03* | *49ers win vs. New York Giants, 39–38 (44 attempts – Jeff Garcia) – NFC–WC* |
| By Opponent: | 1/3/16 | Rams loss vs. St. Louis, 16–19 (OT) (37 attempts – Case Keenum) |
| | *1/7/95* | *Bears loss vs. Chicago, 15–44 (19 attempts – Steve Walsh) – NFC–D* |

**Individual 300–Yard Passing Game**

| | | |
|---|---|---|
| By 49ers: | 11/6/16 | Colin Kaepernick (39–24–398–1 INT–2 TDs) vs. New Orleans |
| | *2/3/13* | *Colin Kaepernick (28–16–302–1 INT–1 TD) vs. Baltimore – SB XLVII* |
| By Opponent: | 11/13/16 | Carson Palmer (49–30–376–2 INTs–1 TD) at Arizona |
| | *1/20/13* | *Matt Ryan (42–30–396–1 INT–3 TDs) at Atlanta – NFC–C* |

**Consecutive 300–Yard Passing Games**

| | | |
|---|---|---|
| By 49ers: | 12/10/00–12/17/00 | Jeff Garcia (38–25–305–2 INTs–2 TDs) vs. New Orleans; Garcia (44–36–402–0 INTs–2 TDs) vs. Chicago |
| By Opponent: | 11/6/16–11/13/16 | Drew Brees (39–28–323–0 INTs–3 TDs) vs. New Orleans; Carson Palmer (49–30–376–2 INTs–1 TD) at Arizona |
| | *1/14/12–1/22/12* | *Drew Brees (63–40–462–2 INTs–4 TDs) vs. New Orleans – NFC–D; Eli Manning (58–32–316–0 INTs–2 TDs) vs. New York Giants – NFC–C* |

**Individual with Four–or–More Touchdown Passes**

| | | |
|---|---|---|
| By 49ers: | 12/16/12 | Colin Kaepernick (25–14–216–1 INT–4 TDs) at New England |
| | *1/29/95* | *Steve Young (36–24–325–0 INT–6 TDs) at San Diego – SB XXIX* |
| By Opponent: | 11/20/16 | Tom Brady (40–24–280–0 INTs–4 TDs) vs. New England |
| | *1/14/12* | *Drew Brees (63–40–462–2 INTs–4 TDs) vs. New Orleans – NFC–D* |

**Individual with Three–or–More Touchdown Passes**

| | | |
|---|---|---|
| By 49ers: | 11/27/16 | Colin Kaepernick (46–29–296–1 INT–3 TDs) at Miami |
| | *1/14/12* | *Alex Smith (42–24–299–0 INTs–3 TDs) vs. New Orleans – NFC–D* |
| By Opponent: | 11/27/16 | Ryan Tannehill (30–20–285–0 INTs–3 TDs) at Miami |
| | *2/3/13* | *Joe Flacco (33–22–287–0 INTs–3 TDs) vs. Baltimore – SB XLVII* |

**Individual with 10–or–More Receptions**

| | | |
|---|---|---|
| By 49ers: | 9/21/14 | Michael Crabtree (10–80–1 TD) at Arizona |
| | *1/6/96* | *Jerry Rice (11–117) vs. Green Bay – NFC–D* |
| By Opponent: | 11/13/16 | Larry Fitzgerald (12–133) vs. Arizona |
| | *1/20/13* | *Julio Jones (11–182–2 TDs) at Atlanta – NFC–C* |

**Individual with 150–Yard Receiving Game**

| | | |
|---|---|---|
| By 49ers: | 10/13/13 | Vernon Davis (8–180–2 TDs) vs. Arizona |
| | *1/14/12* | *Vernon Davis (7–180–2 TDs) vs. New Orleans – NFC–D* |
| By Opponent: | 9/25/16 | Doug Baldwin (8–164–1 TD) at Seattle |
| | *1/20/13* | *Julio Jones (11–182–2 TDs) at Atlanta – NFC–C* |

**Individual with 100–Yard Receiving Game**

| | | |
|---|---|---|
| By 49ers: | 11/6/16 | Quinton Patton (6–106) vs. New Orleans |
| | *1/12/14* | *Anquan Boldin (8–136) at Carolina – NFC–D* |
| By Opponent: | 12/18/16 | Aldrick Robinson (4–111) at Atlanta |
| | *1/19/14* | *Doug Baldwin (6–106) at Seattle – NFC–C* |

**Two 100–Yard Receivers in the Same Game**

| | | |
|---|---|---|
| By 49ers: | 10/7/12 | Michael Crabtee (6–113–1 TD) & Vernon Davis (5–106) vs. Buffalo |
| | *2/3/13* | *Michael Crabtree (5–109–1 TD) & Vernon Davis (6–104) vs. Baltimore – SB XLVII* |
| By Opponent: | 11/13/16 | Larry Fitzgerald (12–132) & Michael Floyd (5–101) vs. Arizona |
| | *1/20/13* | *Julio Jones (11–182–2 TDs) & Roddy White (7–100) at Atlanta – NFC–C* |

# THE LAST TIME ...

## OFFENSIVE TOTALS

**Consecutive 100–Yard Receiving Games**

| | | |
|---|---|---|
| By 49ers: | 10/11/15–10/18/15 | Anquan Boldin (8–107–1 TD) at New York Giants; Anquan Boldin (5–102) vs. Baltimore |
| | *1/14/12 – 1/12/14* | *Vernon Davis (7–180–2 TDs) vs. New Orleans – NFC–D; V. Davis (3–112–2 TDs) vs. New York Giants – NFC–C; Michael Crabtree (9–119–2 TDs) vs. Green Bay – NFC–D; Vernon Davis (5–106–1 TD) at Atlanta –NFC–C; Michael Crabtree (5–109–1 TD) & Vernon Davis (6–104) vs. Baltimore – SB XLVII; Michael Crabtree (8–125) at Green Bay – NFC–WC; Anquan Boldin (8–136) at Carolina – NFC–D* |
| By Opponent: | 9/18/16–9/25/16 | Kelvin Benjamin (7–108–2 TDs) & Greg Olsen (5–122–1 TD) at Carolina; Doug Baldwin (8–164–1 TD) & Jimmy Graham (6–100–1 TD) at Seattle |
| | *1/12/14–1/19/14* | *Ted Ginn, Jr. (4–104) at Carolina – NFC–D; Doug Baldwin (6–106) at Seattle – NFC–C* |

**Pass Play of 80–or–More Yards**

| | | |
|---|---|---|
| By 49ers: | 10/13/14 | 80t, Colin Kaepernick to Brandon Lloyd at St. Louis |
| By Opponent: | 10/11/09 | 90t, Matt Ryan to Roddy White vs. Atlanta |

**Pass Play of 60–or–More Yards**

| | | |
|---|---|---|
| By 49ers: | 11/6/16 | 65t, Colin Kaepernick to Vance McDonald vs. New Orleans |
| | *1/22/12* | *73t, Alex Smith to Vernon Davis vs. New York Giants – NFC–C* |
| By Opponent: | 9/18/16 | 78t, Cam Newton to Greg Olsen at Carolina |
| | *1/14/12* | *66t, Drew Brees to Jimmy Graham vs. New Orleans – NFC–D* |

**Pass Play of 40–or–More Yards**

| | | |
|---|---|---|
| By 49ers: | 12/18/16 | 45, Colin Kaepernick to Blake Bell at Atlanta |
| | *1/12/14* | *45, Colin Kaepernick to Anquan Boldin at Carolina – NFC–D* |
| By Opponent: | 1/1/17 | 42, Russell Wilson to Jimmy Graham & 41, Russell Wilson to Doug Baldwin vs. Seattle |
| | *1/19/14* | *51, Russell Wilson to Doug Baldwin at Seattle – NFC–C* |

**Individual with Three–or–More Touchdown Receptions**

| | | |
|---|---|---|
| By 49ers: | 10/25/09 | Vernon Davis (7–93–3 TDs) at Houston |
| | *1/29/95* | *Jerry Rice (10–149–3 TDs) at San Diego – SB XXIX* |
| By Opponent: | 9/14/14 | Brandon Marshall (5–48–3 TDs) vs. Chicago |
| | *1/5/03* | *Amani Toomer (8–136–3 TDs) vs. New York Giants – NFC–WC* |

**Individual with Two–or–More Touchdown Receptions**

| | | |
|---|---|---|
| By 49ers: | 11/8/15 | Garrett Celek (2–12–2 TDs) vs. Atlanta |
| | *1/12/13* | *Michael Crabtree (9–119–2 TDs) vs. Green Bay – NFC–D* |
| By Opponent: | 11/6/16 | Michael Thomas (5–73–2 TDs) vs. New Orleans |
| | *1/20/13* | *Julio Jones (11–182–2 TDs) at Atlanta – NFC–C* |

**Led Team in Both Rushing and Receiving Yards in the Same Game**

| | | |
|---|---|---|
| By 49ers: | 1/1/17 | Shaugn Draughn (21–41–2 TDs rushing, 4–68 receiving) vs. Seattle |
| | *1/15/94* | *Ricky Watters (24–118 rushing, 5–46 receiving) vs. New York Giants – NFC–D* |
| By Opponent: | 10/12/08 | Correll Buckhalter (18–93–1 TD rushing, 7–85 receiving) vs. Philadelphia |

**100–Yard Rusher & Receiver in the Same Game**

| | | |
|---|---|---|
| By 49ers: | 10/13/13 | Frank Gore (25–101) & Vernon Davis (8–180–2 TDs) vs. Arizona |
| | *2/3/13* | *Frank Gore (19–110–1 TD), Michael Crabtree (5–109–1 TD) & Vernon Davis (6–104) vs. Baltimore – SB XLVII* |
| By Opponent: | 12/18/16 | Devonta Freeman (20–139–3 TDs) & Aldrick Robinson (4–111) at Atlanta |
| | *1/19/14* | *Marshawn Lynch (22–109–1 TD) & Doug Baldwin (6–106) at Seattle – NFC–C* |

**100–Yard Rusher, 100–Yard Receiver & 300–Yard Passer in the Same Game**

| | | |
|---|---|---|
| By 49ers: | 10/7/12 | Frank Gore (14–106–1 TD), Michael Crabtree (6–113–1 TD), Vernon Davis (5–106) & Alex Smith (24–18–303–0 INTs–3 TDs) vs. Buffalo |
| | *2/3/13* | *Frank Gore (19–110–1 TD), Michael Crabtree (5–109–1 TD), Vernon Davis (6–104) & Colin Kaepernick (28–16–302–1 INT–1 TD) vs. Baltimore – SB XLVII* |
| By Opponent: | 9/18/16 | Fozzy Whittaker (16–100), Kelvin Benjamin (7–108–2 TDs), Greg Olsen (5–122–1 TD) & Cam Newton (40–24–353–1 INT–4 TDs) at Carolina |
| | *1/5/03* | *Tiki Baber (26–115–1 TD), Amani Toomer (8–136–3 TDs), & Kerry Collins (43–29–342–1 INT–4 TDs) vs. New York Giants – NFC–WC* |

**Individual with at Least One Rushing and One Receiving Touchdown in the Same Game**

| | | |
|---|---|---|
| By 49ers: | 12/20/14 | Bruce Ellington (3–12–1 TD rushing, 1–8–1 TD receiving) vs. San Diego |
| | *1/29/95* | *Ricky Watters (15–47–1 TD rushing, 3–61–2 TDs receiving) at San Diego – SB XXIX* |
| By Opponent: | 11/13/16 | David Johnson (19–55–1 TD rushing, 5–46–1 TD receiving) at Arizona |
| | *1/23/94* | *Emmitt Smith (23–88–1 TD rushing, 7–85–1 TD receiving) at Dallas – NFC–C* |

# THE LAST TIME ...

## OFFENSIVE TOTALS

**Individual with at Least One Rushing Touchdown and One Touchdown Pass in the Same Game**

| | | |
|---|---|---|
| By 49ers: | 12/24/16 | Colin Kaepernick (37–28–266–1 INT–2 TDs passing, 6–15–1 TD rushing) at Los Angeles |
| | *1/12/14* | *Colin Kaepernick (28–15–196–0 INTs–1 TD passing, 8–15–1 TD rushing) at Carolina – NFC–D* |
| By Opponent: | 12/16/12 | Tom Brady (65–36–443–2 INTs–1 TD passing, 3–11–1 TD rushing) at New England |

**No Turnovers**

| | | |
|---|---|---|
| By 49ers: | 12/11/16 | 49ers loss vs. New York Jets, 17–23 (OT) |
| | *1/12/14* | *49ers win at Carolina, 23–10 – NFC–D* |
| By Opponent: | 1/1/17 | Seahawks win vs. Seattle, 25–23 |
| | *1/5/14* | *Packers loss at Green Bay, 20–23 – NFC–WC* |

**Touchdown Scored on First Drive**

| | | |
|---|---|---|
| By 49ers: | 12/11/16 | 49ers loss vs. New York Jets, 17–23 (OT) |
| | *1/5/03* | *49ers win vs. New York Giants, 39–38 – NFC–WC* |
| By Opponent: | 12/18/16 | Falcons win at Atlanta, 41–13 |
| | *2/3/13* | *Ravens win vs. Baltimore, 34–31 – SB XLVII* |

## DEFENSIVE TOTALS

**Held Opponent Under 200 Net Yards of Total Offense**

| | | |
|---|---|---|
| By 49ers: | 12/24/16 | 49ers win at Los Angeles, 22–21 (177; 99 rushing, 78 passing) |
| | *1/15/94* | *49ers win vs. New York Giants, 44–3 (194; 41 rushing, 153 passing) – NFC–D* |
| By Opponent: | 12/4/16 | Bears win at Chicago, 26–6 (147; 141 rushing, 6 passing) |
| | *1/4/97* | *Packers win at Green Bay, 35–14 (196; 68 rushing, 128 passing) – NFC–D* |

**Held Opponent Under 300 Net Yards of Total Offense**

| | | |
|---|---|---|
| By 49ers: | 12/24/16 | 49ers win at Los Angeles, 22–21 (177; 99 rushing, 78 passing) |
| | *1/5/14* | *49ers win at Green Bay, 23–20 (281; 124 rushing, 157 passing) – NFC–WC* |
| By Opponent: | 1/1/17 | Seahawks win vs. Seattle, 25–23 (253; 62 rushing, 191 passing) |
| | *1/12/03* | *Buccaneers win at Tampa Bay, 31–6 (228; 62 rushing, 166 passing) – NFC–D* |

**Held Opponent Under 50 Yards Rushing**

| | | |
|---|---|---|
| By 49ers: | 11/8/15 | 49ers win vs. Atlanta, 17–16 (17) |
| | *1/14/12* | *49ers win vs. New Orleans, 36–32 (37) – NFC–D* |
| By Opponent: | 11/1/15 | Rams win at St. Louis, 27–6 (38) |
| | *1/11/98* | *Packers win vs. Green Bay, 23–10 (33) – NFC–C* |

**Held Opponent Under 75 Yards Rushing**

| | | |
|---|---|---|
| By 49ers: | 9/12/16 | 49ers win vs. Los Angeles, 28–0 (65) |
| | *1/14/12* | *49ers win vs. New Orleans, 36–32 (37) – NFC–D* |
| By Opponent: | 1/1/17 | Seahawks win vs. Seattle, 25–23 (62) |
| | *1/12/03* | *Buccaneers win vs. Tampa Bay, 31–6 (62) – NFC–D* |

**Held Opponent Under 100 Yards Rushing**

| | | |
|---|---|---|
| By 49ers: | 1/1/17 | 49ers loss vs. Seattle, 23–25 (87) |
| | *1/12/14* | *49ers win at Carolina, 23–10 (93) – NFC–D* |
| By Opponent: | 1/1/17 | Seahawks win vs. Seattle, 25–23 (62) |
| | *1/12/03* | *Buccaneers win vs. Tampa Bay, 31–6 (62) – NFC–D* |

**Held Opponent Under 100 Net Yards Passing**

| | | |
|---|---|---|
| By 49ers: | 12/24/16 | 49ers win at Los Angeles, 22–21 (78) |
| | *1/4/97* | *49ers loss at Green Bay, 35–14 (71) – NFC–D* |
| By Opponent: | 12/4/16 | Bears win at Chicago, 26–6 (6) |

**Held Opponent Under 150 Net Yards Passing**

| | | |
|---|---|---|
| By 49ers: | 12/24/16 | 49ers win at Los Angeles, 22–21 (78) |
| | *1/4/97* | *49ers loss at Green Bay, 14–35 (71) – NFC–D* |
| By Opponent: | 12/11/16 | Jets win vs. New York, 23–17 (OT) (116) |
| | *1/19/14* | *Seahawks win at Seattle, 23–17 (147) – NFC–C* |

**Interception Return for a Touchdown**

| | | |
|---|---|---|
| By 49ers: | 12/6/15 | Jimmie Ward, 29 (QB Jay Cutler) at Chicago |
| | *1/3/98* | *Ken Norton, 23 (QB Randall Cunningham) vs. Minnesota – NFC–D* |
| By Opponent: | 9/27/15 | Justin Bethel, 21 (QB Colin Kaepernick) & Tyrann Mathieu, 33 (QB Colin Kaepernick) at Arizona |
| | *1/12/13* | *Sam Shields, 52 (QB Colin Kaepernick) vs. Green Bay – NFC–D* |

# THE LAST TIME ...

## DEFENSIVE TOTALS

**Individual with Three–or–More Interceptions**

| | | |
|---|---|---|
| By 49ers: | 10/8/06 | Walt Harris (1–Andrew Walter, 2–Marcus Tuiasosopo) vs. Oakland |
| By Opponent: | 11/20/77 | Bill Simpson (1–Scott Bull, 2–Jim Plunkett) vs. Los Angeles Rams |

**Individual with Two–or–More Interceptions**

| | | |
|---|---|---|
| By 49ers: | 11/16/14 | Chris Borland (2 – QB Eli Manning) at New York Giants |
| | *1/15/95* | *Eric Davis (2 – QB Troy Aikman) vs. Dallas – NFC–C* |
| By Opponent: | 9/27/15 | Tyrann Mathieu (2 – QB Colin Kaepernick) at Arizona |
| | *1/9/99* | *William White (2 – QB Steve Young) at Atlanta – NFC–D* |

**Seven–or–More Sacks by Team**

| | | |
|---|---|---|
| By 49ers: | 1/3/10 | 49ers win at St. Louis, 28–6 (8) |
| | *1/6/85* | *49ers win vs. Chicago, 23–0 (9) – NFC–C* |
| By Opponent: | 10/6/16 | Cardinals win vs. Arizona, 33–21 (7) |

**Six–or–More Sacks by Team**

| | | |
|---|---|---|
| By 49ers: | 12/11/16 | 49ers loss vs. New York Jets, 17–23 (OT) (6) |
| | *1/22/12* | *49ers loss vs. New York Giants, 17–20 (OT) (6) – NFC–C* |
| By Opponent: | 12/4/16 | Bears win at Chicago, 26–6 (6) |

**Five–or–More Sacks by Team**

| | | |
|---|---|---|
| By 49ers: | 12/11/16 | 49ers loss vs. New York Jets, 17–23 (OT) (6) |
| | *1/12/14* | *49ers win at Carolina, 23–10 (5) – NFC–D* |
| By Opponent: | 1/1/17 | Seahaws win vs. Seattle, 25–23 (5) |

**Individual with Three–or–More Sacks**

| | | |
|---|---|---|
| By 49ers: | 11/19/12 | Aldon Smith (5.5 sacks of QB Jason Campbell) vs. Chicago |
| | *1/9/93* | *Pierce Holt (3.0 of QB Mark Rypien) vs. Washington – NFC–D* |
| By Opponent: | 10/22/15 | Michael Bennett (3.5 of QB Colin Kaepernick) vs. Seattle |
| | *1/17/93* | *Tony Casillas (3.0 of QB Steve Young) vs. Dallas – NFC–C* |

**Individual with Two–or–More Sacks**

| | | |
|---|---|---|
| By 49ers: | 12/11/16 | DeForest Buckner (2.0 of QB Bryce Petty) vs. New York Jets |
| | *1/19/14* | *Aldon Smith (2.0 of QB Russell Wilson) at Seattle – NFC–C* |
| By Opponent: | 1/1/17 | Bobby Wagner (2.0 of QB Colin Kaepernick) vs. Seattle |
| | *2/3/13* | *Paul Kruger (2.0 of QB Colin Kaepernick) vs. Baltimore – SB XLVII* |

**Fumble Recovered for Touchdown**

| | | |
|---|---|---|
| By 49ers: | 9/7/14 | Chris Culliver recovered a Demarco Murray fumble and returned it 35 yards at Dallas |
| | *12/26/71* | *Bob Hoskins recovered a Bruce Gossett fumble in end zone vs. Washington – NFC–D* |
| By Opponent: | 9/18/16 | Shaq Thompson recovered a Carlos Hyde fumble and returned it 9 yards at Carolina |
| | *1/4/97* | *Antonio Freeman recovered an Edgar Bennet fumble in end zone at Green Bay – NFC–D* |

## SPECIAL TEAMS TOTALS

**Kickoff Return for a Touchdown**

| | | |
|---|---|---|
| By 49ers: | 9/11/11 | Ted Ginn Jr., 102 yards vs. Seattle |
| | *1/11/98* | *Chuck Levy, 95 yards vs. Green Bay – NFC–C* |
| By Opponent: | 12/12/10 | Leon Washington, 92 yards vs. Seattle |
| | *2/3/13* | *Jacoby Jones, 108 yards vs. Baltimore – SB XLVII* |

**Kickoff Return for a Touchdown on the Opening Kickoff**

| | | |
|---|---|---|
| By 49ers: | 11/10/08 | Allen Rossum, 104 yards at Arizona |
| | *12/23/72* | *Vic Washington, 97 yards vs. Dallas – NFC–D* |
| By Opponent: | (could not find an instance when it occurred) | |

**Punt Return for a Touchdown**

| | | |
|---|---|---|
| By 49ers: | 9/11/11 | Ted Ginn Jr., 55 yards vs. Seattle |
| By Opponent: | 9/28/14 | Darren Sproles, 82 yards vs. Philadelphia |
| | *1/4/97* | *Desmond Howard, 71 yards at Green Bay – NFC–D* |

# THE LAST TIME ...

## SPECIAL TEAMS TOTALS

**Blocked Punt Recovered for Touchdown**

| | | |
|---|---|---|
| By 49ers: | 10/3/10 | Taylor Mays recovered Michael Koenen's punt (blocked by Dominique Zeigler) in the end zone at Atlanta |
| By Opponent: | 9/28/14 | Brad Smith recovered Andy Lee's punt (blocked by Trey Burton) in the end zone vs. Philadelphia |

**Blocked Punt**

| | | |
|---|---|---|
| By 49ers: | 9/14/14 | Aaron Lynch blocked Patrick O'Donnell's punt vs. Chicago |
| | *1/6/90* | *Spencer Tillman blocked Bucky Scribner's punt vs. Minnesota – NFC–D* |
| By Opponent: | 9/28/14 | Trey Burton blocked Andy Lee's punt vs. Philadelphia |
| | *12/16/71* | *Jon Jaqua blocked Steve Spurrier's punt vs. Washington – NFC–D* |

**Blocked PAT**

| | | |
|---|---|---|
| By 49ers: | 1/1/17 | Chris Jones blocked a PAT attempt by Steven Hauschka vs. Seattle |
| By Opponent: | 12/6/15 | Eddie Goldman blocked a PAT attempt by Phil Dawson at Chicago |

**Missed (not blocked) PAT**

| | | |
|---|---|---|
| By 49ers: | 12/18/16 | Phil Dawson at Atlanta |
| By Opponent: | 11/20/16 | Stephen Gostkowski vs. New England |

**Blocked Field Goal**

| | | |
|---|---|---|
| By 49ers: | 1/3/16 | Dontae Johnson blocked a 48–yard attempt by Greg Zuerlein vs. St. Louis |
| By Opponent: | 12/20/15 | Carlos Dunlap blocked a 41–yard attempt by Phil Dawson vs. Cincinnati |

**Blocked Field Goal returned for a TD**

| | | |
|---|---|---|
| By 49ers: | 9/27/09 | Nate Clements, 59–yard return after Ray McDonald blocked a 44–yard attempt by Ryan Longwell at Minnesota |
| By Opponent: | 12/23/12 | Richard Sherman, 90–yard return after Red Bryant blocked a 21–yard attempt by David Akers at Seattle |

**Individual with Five–or–More Field Goals**

| | | |
|---|---|---|
| By 49ers: | 10/5/14 | Phil Dawson (5–5) vs. Kansas City |
| By Opponent: | 10/2/05 | Neil Rackers (6–6) at Arizona |
| | *1/20/91* | *Matt Bahr (5–6) vs. New York Giants – NFC–C* |

**Individual with Four–or–More Field Goals**

| | | |
|---|---|---|
| By 49ers: | 1/3/16 | Phil Dawson (4–4) vs. St. Louis |
| | *1/24/82* | *Ray Wersching (4–4) at Cincinnati – SB XVI* |
| By Opponent: | 1/1/17 | Steven Hauschka (4–4) vs. Seattle |
| | *1/20/91* | *Matt Bahr (5–6) vs. New York Giants – NFC–C* |

**Individual with Three–or–More Field Goals**

| | | |
|---|---|---|
| By 49ers: | 11/6/16 | Phil Dawson (3–3) vs. New Orleans |
| | *1/12/14* | *Phil Dawson (3–3) at Carolina – NFC–D* |
| By Opponent: | 1/1/17 | Steven Hauschka (4–4) vs. Seattle |
| | *1/19/14* | *Steven Hauschka (3–3) at Seattle – NFC–C* |

**Successful Onsides Kick**

| | | |
|---|---|---|
| By 49ers: | 12/20/15 | Phil Dawson kick recovered by 49ers Nick Bellore vs. Cincinnati (4th Q) |
| By Opponent: | 11/16/14 | Josh Brown kick recovered by Giants Mark Herzlich at New York Giants (3rd Q) |

**Failed Onsides Kick Attempt**

| | | |
|---|---|---|
| By 49ers: | 11/20/16 | Phil Dawson kick recovered by Danny Amendola vs. New England (4th Q) |
| By Opponent: | 10/13/14 | Johnny Hekker kick recovered by Stevie Johnson at St. Louis (4th Q) |
| | *1/12/13* | *Mason Crosby kick recovered by Delanie Walker vs. Green Bay (4th Q) – NFC–D* |

# MONDAY, SEPTEMBER 12
# LOS ANGELES 0, SAN FRANCISCO 28
# LEVI'S® STADIUM

Under the guidance of new head coach Chip Kelly, the 49ers defeated the Los Angeles Rams 28–0 on ESPN's *Monday Night Football* at Levi's Stadium. It marked the first shutout in franchise history on opening day and the 28–point win is the largest margin of victory by the 49ers since 10/27/13 (32 points; 42–10 at Jax.). The 49ers have now won six consecutive season openers and won eight consecutive games *Monday Night Football*, both setting the longest streaks in franchise history. The 49ers defense held the Rams to 10 total first downs and 185 total yds. (65 rushing, 120 passing), the second fewest yds. allowed among all NFL teams in Week 1 of the 2016 season. The 49ers offense scored on a TD on all 4 trips to the red zone and registered 28 first downs, the most by the team since 10/7/12 (29 vs. Buf.). RB Carlos Hyde paced the offense, recording 23 carries for 88 yds. and 2 TDs, his second career multi–TD effort and the 49ers offensive line did not allow a sack on 35 atts. by QB Blaine Gabbert. The 49ers got on the board late in the first quarter, as Hyde finished off a 10–play, 52–yd. drive with an 11–yd. TD run to make the score 7–0. After LB NaVorro Bowman intercepted QB Case Keenum early in the second quarter as the Rams were entering San Francisco territory, RB Shaun Draughn extended the 49ers lead to 14–0 with a 3–yd. TD run, capping off 9–play, 59–yd. drive. Early in the fourth quarter, Gabbert executed a 10–play, 77–yd. drive and found TE Vance McDonald for an 8–yd. TD pass to put the 49ers up 21–0. After the 49ers defense forced a three–and–out, Hyde finished off an 11–play, 80–yd. drive with a 1–yd. TD run, to close out the scoring at 28–0 in favor of the 49ers.

**NOTES**: **San Francisco** improved their all–time opening day record to 37–29–1… The **49ers** have now won six consecutive season openers, setting the longest streak in franchise history …The **49ers** improved to 67–64–3 all–time against the Rams, including a 34–32–2 record at home … **San Francisco** has now won eight consecutive games on *Monday Night Football*, setting the longest streak in franchise history … The **49ers** won their 48th career game on *Monday Night Football*, the most in NFL history… Head coach **Chip Kelly** earned his third victory to open a season as a head coach in the NFL … **Kelly** improved his record to 5–1 as a head coach on *Monday Night Football* … **Kelly** improves to 2–0 in his career against the Rams … The **49ers defense** registered the first shut out in franchise history on opening day. It marked the first shut out by the team since 9/30/12 (34–0 at NYJ) … The **49ers defense** held the Rams to 185 total yds. (65 rushing, 120 passing), ranking 2nd in the NFL in Week 1 … The 185 yds. by the Rams is the fewest allowed by the **49ers defense** since 12/15/13 [183 (39 rushing, 144 passing) at TB] … The 120 passing yds. by the Rams is the fewest allowed by the **49ers defense** since 11/23/14 [77 yds. vs. Was.] ... The 28 point win is the largest margin of victory by the **49ers** since 10/27/13 (32 points; 42–10 at Jax.) … The **49ers offense** registered 28 first downs, the most by the team since 10/7/12 (29 vs. Buf.) … The **49ers offense** converted 8 of 17 3rd down atts. (47.1 pct.), highest 3rd down pct. since 10/11/15 [8 of 14 (57.1 pct.) at NYG] … The **49ers offense** scored a TD on all 4 trips to the red zone … The **49ers defense** registered 2 INTs that the **49ers offense** was able to turn into 14 points … The **49ers offensive line** did not allow a sack on 35 atts. by QB Blaine Gabbert. It is the first time the 49ers did not allow a sack in a games since 11/8/15 (25 atts. by Gabbert, 1 att. by QB Colin Kaepernick vs. Atl)… The **49ers** committed just 2 penalties, the fewest in a game by the team since 11/9/14 (2 penalties at NO) … The **49ers offense** rushed for 150 yds. and 3 TDs on 42 carries. It marked the most rushing yds. by the team since 9/14/15 (230 vs. Min.) and it's the most rushing atts. in a game since 9/28/14 (42 atts. vs. Phi.) … RB **Carlos Hyde** rushed for 88 yds. and 2 TDs on 23 carries ... It marked **Hyde's** fourth and fifth career rushing TDs on opening day, the most among running backs over the last three seasons ... It also marked **Hyde's** second career 2 TD game (9/14/15 vs. Min.) … RB **Shaun Draughn** added 7 carries for 18 yds. and 1 TD, the 4th of his career … TE **Vance McDonald** hauled in an 8–yd. TD pass from QB **Blaine Gabbert**, the 4th TD recept. of his career … With 1.0 sacks against the Rams, LB **Ahmad Brooks** moved into a tie with DT Dana Stubblefied for third on the franchise's all–time sack list with 46.5 … DL **Arik Armstead** registered the third sack of his NFL career, taking down QB Case Keenum for a 4–yd. loss … According to Gamebook Statistics, the **49ers defense** registered 8 passes defensed, the most in the NFL during Week 1 … LB **NaVorro Bowman** registered the fourth INT of his career and the first since 12/29/13 at Arz. … LB **Ray–Ray Armstrong** recorded the first INT of his NFL career.

| | 1st | 2nd | 3rd | 4th | Pts |
|---|---|---|---|---|---|
| **Los Angeles** | **0** | **0** | **0** | **0** | **0** |
| **San Francisco** | **7** | **7** | **0** | **14** | **28** |

**SF** – C. Hyde, 11 run (P. Dawson) (10–52, 3:18)
**SF** – S. Draughn, 3 run (P. Dawson) (9–59, 2:44)
**SF** – V. McDonald, 8 pass from B. Gabbert (P. Dawson) (10–77, 3:55)
**SF** – C. Hyde, 1 run (P. Dawson) (11–80, 5:51)

| TEAM STATISTICS | LA | SF |
|---|---|---|
| First Downs | 10 | 28 |
| Net Yards Gained | 185 | 320 |
| Rushes/Yards | 23/65 | 42/150 |
| Net Yards Passing | 120 | 170 |
| Att/Comp/INT | 35/17/2 | 35/22/0 |
| Sacked/Yards Lost | 2/10 | 0/0 |
| Punts/Average | 10/43.1 | 7/45.6 |
| Fumbles/Lost | 0/0 | 2/1 |
| Penalties/Yards | 10/102 | 2/10 |
| Time of Possession | 27:50 | 32:10 |
| 3rd Down Efficiency | 3/15 (20%) | 8/17 (47%) |

**RUSHING: RAMS** – T. Gurley 17–47, C. Keenum 3–10, M. Brown 1–5, T. Austin 1–2, B. Cunningham 1–1 ... **49ERS** – C. Hyde 23–88–2 TDs, B. Gabbert 8–43, S. Draughn 7–18–1 TD, M. Davis 3–1.

**RECEIVING: RAMS** – K. Britt 4–67, T. Austin 4–13, B. Quick 3–23, L. Kendricks 2–15, M. Brown 1–8, B. Cunningham 1–7, T. Higbee 1–2, T. Gurley 1–(–5) ... **49ERS** – J. Kerley 7–61, Q. Patton 5–60, S. Draughn 2–18, V. McDonald 2–14–1 TD, T. Smith 2–13, C. Hyde 2–5, G. Celek 1–15, B. Gabbert 1–(–16).

**PASSING: RAMS** – C. Keenum 35–17–130–2–0 TDs ... **49ERS** – B. Gabbert 35–22–170–0–1 TDs.

**INTs: RAMS** – None ... **49ERS** – R. Amstrong 1–5, N. Bowman 1–0.

**SACKS: RAMS** – None ... **49ERS** – A. Brooks 1–6, A. Armstead 1–4.

**49ERS TURNOVER RATIO: +1** (**LA**: 0 fumbles, 2 INTs/**SF**: 1 fumble, 0 INTs).

**Weather:** Clear
**Temperature:** 66 degrees
**Wind:** Northwest 17 mph
**Playing Surface:** Grass
**Time:** 3:05
**Attendance:** 70,178

# SUNDAY, SEPTEMBER 18
# SAN FRANCISCO 27, CAROLINA 46
# BANK OF AMERICA STADIUM

The 49ers fell to the Carolina Panthers 46–27 at Bank of America Stadium in their first road game of the 2016 season. On the first possession of the game, S Antoine Bethea intercepted Panthers QB Cam Newton off a tipped pass by LB NaVorro Bowman and the 49ers would take the early 3–0 on a 29–yd. FG by K Phil Dawson. After a touchdown by Carolina off a RB Carlos Hyde fumble late in the first quarter, San Francisco would retake the lead at 10–7 as QB Blaine Gabbert connected with WR Torrey Smith for a 28–yd. TD pass. On the ensuing possession, Newton found TE Greg Olsen for a 78–yd. TD pass to retake the lead, 14–10. With one second remaining in the half, K Graham Gano knocked through a 39–yd. FG to give Carolina the 17–10 halftime advantage. In the third quarter, Newton found WR Kelvin Benjamin for TDs on consecutive drives to expand the Panthers lead to 31–10 heading into the fourth quarter. Early in the final frame, LB Gerald Hodges registered a strip–sack of Newton and it was recovered by LB Eli Harold in Panthers territory. The 49ers would take advantage of the turnover with Dawson's second FG of the day, this time a 39–yd. att. to trim the deficit to 31–13. On the following kickoff, WR Ted Ginn Jr. muffed the kick and RB Shaun Draughn recovered the loose ball on the Panthers 1–yd. line. The next play, Gabbert ran it in from from 1–yd. out to make the score 31–20 early in the fourth quarter. Following a Gano 31–yd. FG, Gabbert connected with TE Vance McDonald for a 75–yd. TD pass, the second–longest TD recept. by a TE in 49ers franchise history, to cut the score to 34–27. However, the Panthers would score on the final three possessions of the game to give the home team the 46–27 win.

**NOTES**: On the first possession of the game, S **Antoine Bethea** intercepted Panthers QB Cam Newton off a tipped pass by LB **NaVorro Bowman** … It marked **Bethea's** 1st INT of the season, 19th of his career and his 1st since 12/20/14 vs. SD … In the 2nd Qtr., **Bethea** forced a fumble by Panthers RB Fozzy Whittaker, marking his 7th career FF and first since 9/28/14 vs. Phi. … **Bethea** is the first member of the 49ers to record an INT and FF in the same game since he accomplished the feat on 9/28/14 vs. Phi. … LB **Ray–Ray Armstrong** picked up the FR, his 1st of the season, 2nd of his career and first since 9/26/13 vs. SF, as a member of the Rams … LB **Gerald Hodges** registered a strip–sack of Panthers QB Cam Newton ... It marked **Hodges'** first full sack and FF of his career ... LB **Eli Harold** recovered the Newton fumble, the 2nd of his career …The **49ers** registered 4 takeaways on the day (3 FRs and 1 INT) … Through the first two games of 2016, **San Francisco** has forced 6 opponent turnovers (3 INTs & 3 FRs) ...Their 6 turn–overs in Weeks 1–2 are the most to start a season for the **49ers** since 2003 (9 takeaways – 3 INTs & 6 FRs) … The **49ers** scored 20 of their 27 points on the day off of Carolina turnovers ... Through two weeks, they have scored 34 points off of opponent turnovers … WR **Torrey Smith** caught a 28–yd. TD pass from QB **Blaine Gabbert** ... It marked his first TD recept. of the season and 35th of **Smith's** career … For **Gabbert**, he has now thrown a TD in each game that he has appeared in as a member of the 49ers (11 consecutive games) … After recovering a muffed kick by Carolina, QB **Blaine Gabbert** scored on a 1–yd. TD run in the 4th Qtr. for his 2nd career rushing TD … TE **Vance McDonald** scored on a career–long 75–yd. TD recept. in the 4th Qtr. for his 2nd–consecutive game with a TD … It marked the second–longest TD recept. by a TE in 49ers franchise history [TE Ted Kwalick vs. NO (10/22/72) – 81–yd. TD recept.]… The completion was the 2nd–longest TD pass of QB **Blaine Gabbert's** career [80t at Ind. (9/23/12)].

| | 1st | 2nd | 3rd | 4th | Pts |
|---|---|---|---|---|---|
| **San Francisco** | **3** | **7** | **0** | **17** | **27** |
| **Carolina** | **7** | **10** | **14** | **15** | **46** |

**SF** – P. Dawson, 29 FG (7–11, 2:56)
**CAR** – S. Thompson. 9 fumble return (G. Gano)
**SF** – T. Smith, 28 pass from B. Gabbert (P. Dawson) (7–59, 3:38)
**CAR** – G. Olsen, 78 pass from C. Newton (G. Gano) (1–78, 0:22)
**CAR** – G. Gano, 39 FG (6–33, 0:41)
**CAR** – K. Benjamin, 10 pass from C. Newton (G. Gano) (8–69, 4:51)
**CAR** – K. Benjamin, 9 pass from C. Newton (G. Gano) (6–75, 2:54)
**SF** – P. Dawson, 39 FG (4–(–4), 1:23)
**SF** – B. Gabbert, 1 run (P. Dawson) (1–1, 0:07)
**CAR** – G. Gano, 31 FG (8–25, 4:24)
**SF** – V. McDonald, 75 pass from B. Gabbert (P. Dawson) (2–75, 0:16)
**CAR** – G. Gano, 49 FG (9–40, 3:43)
**CAR** – D. Funchess, 16 pass from C. Newton (kick blocked) (4–34, 0:26)
**CAR** – G. Gano, 41 FG (4–4, 1:56)

| TEAM STATISTICS | SF | CAR |
|---|---|---|
| First Downs | 16 | 26 |
| Net Yards Gained | 302 | 529 |
| Rushes/Yards | 26/65 | 37/176 |
| Net Yards Passing | 237 | 353 |
| Att/Comp/INT | 36/17/2 | 40/24/0 |
| Sacked/Yards Lost | 2/6 | 1/0 |
| Punts/Average | 7/45.4 | 3/41.0 |
| Fumbles/Lost | 1/1 | 3/3 |
| Penalties/Yards | 6/50 | 8/65 |
| Time of Possession | 24:06 | 35:54 |
| 3rd Down Efficiency | 4/14 (29%) | 7/15 (47%) |

**RUSHING: 49ERS** – C. Hyde 14–34, S. Draughn 9–21, B. Gabbert 3–10–1 TD ... **PANTHERS** – F. Whittaker 16–100, C. Newton 6–37, M. Tolbert 9–25, J. Stewart 5–9, T. Ginn 1–5.

**RECEIVING: 49ERS** – T. Smith 3–55–1 TD, J. Kerley 3–29, Q. Patton 3–25, C. Hyde 3–18, V. McDonald 1–75–1 TD, R. Streater 1–13, G. Celek 1–12, M. Davis 1–10, B. Bell 1–6 ... **PANTHERS** – K. Benjamin 7–108–2 TDs, G. Olsen 5–122–1 TD, F. Whittaker 3–31, C. Brown 3–15, T. Ginn, 2–51, D. Funchess 2–19–1 TD, J. Stewart 2–7.

**PASSING: 49ERS** – B. Gabbert 36–17–243–2–2 TDs ... **PANTHERS** – C. Newton 40–24–353–1–4 TDs.

**INTs: 49ERS** – A. Bethea 1–0 ... **PANTHERS** – J. Bradberry 1–16, L. Kue–chly 1–1.

**SACKS: 49ERS** – G. Hodges 1–0 ... **PANTHERS** – S. Lotulelei 1–6, M. Ad–dison 1–0.

**49ERS TURNOVER RATIO: +1** (**SF**: 1 fumble, 2 INTs/**CAR**: 3 fumbles, 1 INT).

**Weather:** Sunny
**Temperature:** 82 degrees
**Wind:** East Northeast 4 mph
**Playing Surface:** Grass
**Time:** 3:43
**Attendance:** 74,143

# SUNDAY, SEPTEMBER 25
# SAN FRANCISCO 18, SEATTLE 37
# CENTURYLINK FIELD

San Francisco dropped to 1–2 on the season as they were defeated by the Seattle Seahawks 37–18 at CenturyLink Field. RB Carlos Hyde finished with 21 carries for 103 yds. and 2 TDs, marking the second 100–yd. rushing game of his career and first of the season. Hyde is the first runner to reach 100–or–more rushing yds. in a single game at Sea. since RB DeMarco Murray rushed for 115 yds. on 10/12/14, as a member of the Dallas Cowboys. Seattle jumped out to a quick 14–0 lead, as RB Christine Michael registered 2, 1st quarter rushing TDs for the home team. Early in the second quarter, LB NaVorro Bowman forced a fumble of Seahawks TE Jimmy Graham that was recovered by LB Gerald Hodges. The 49ers would capitalize on the turnover as K Phil Dawson knocked through a 22–yd. FG to make the score 14–3. Seattle would score 10 unanswered to finish the first half, as Graham hauled in a 18–yd. TD pass from QB Russell Wilson and K Steven Hauschka kicked a 33–yd. On the final play of the first half, LB Ahmad Brooks took down QB Russell Wilson for his second sack of the year and moved into sole possession for 3rd on the franchise's all–time sack list with 47.5. In the second half, two third quarter FGs from Hauschka and a fourth quarter TD recept. by WR Doug Baldwin gave Seattle a 37–3 lead. Midway through the final frame, Hyde found the end zone on an 8–yd. run to make the score 37–10. After LB Nick Bellore registered the first INT of his career, Hyde found the end zone for the second time, his second game with 2–or–more rushing TDs this season and third of his career, and added the two–point conversion to bring the final score to 37–18 in favor of Seattle.

**NOTES**: RB **Carlos Hyde** finished with 21 carries for 103 yds. and 2 TDs, marking the second, 100–yd. rushing game of his career and first of the season … In the 4th Qtr., **Hyde** registered two 8–yd. TD runs for his 3rd and 4th rushing TDs of the season ... Earlier in the 4th quarter, **Hyde** registered a career–long 34–yd. run … **Hyde** now has 2 games with 2–or–more rushing TDs this season [2 rushing TDs vs. LA (9/12/16)] and 3 games in his career … **Hyde** is the first runner to reach 100–or–more rushing yds. in a single game at Sea. since RB DeMarco Murray rushed for 115 yds. on 10/12/14, as a member of the Dallas Cowboys … The **49ers offensive line** did not allow a sack of QB Blaine Gabbert (25 atts.) ... LB **Gerald Hodges** recovered a Seahawks TE Jimmy Graham fumble, forced by LB **NaVorro Bowman** ... It marked **Hodges's** first career FR and **Bowman's** 1st FF of the season and 7th of his career … With 1.0 sack against the Seahawks, LB **Ahmad Brooks** moved into sole possession for 3rd on the franchise's all–time sack list with 47.5 … DL **Glenn Dorsey** brought down Seahawks QB Russell Wilson for an 11–yd. loss ... It marked the 7th sack of **Dorsey's** career and first since 9/26/13 at StL … LB **Nick Bellore** recorded the first INT of his NFL career, intercepting Seahawks QB Trevone Boykin in the 4th Qtr. … With 11 points off of 2 takeaways at Sea., the **49ers** have now scored points off of all 8 of their takeaways this season, totaling 45 points.

| | 1st | 2nd | 3rd | 4th | Pts |
|---|---|---|---|---|---|
| **San Francisco** | **0** | **3** | **0** | **15** | **18** |
| **Seattle** | **14** | **10** | **6** | **7** | **37** |

**SEA** – C. Michael, 41 run (S. Hauschka) (3–75, 0:43)
**SEA** – C. Michael, 4 run (S. Hauschka) (14–62, 8:24)
**SF** – P. Dawson, 22 FG (5–26, 1:58)
**SEA** – J. Graham, 18 pass from R. Wilson (S. Hauschka) (4–73, 1:48)
**SEA** – S. Hauschka, 33 FG (7–42, 2:39)
**SEA** – S. Hauschka, 33 FG (6–12, 4:08)
**SEA** – S. Hauschka, 22 FG (7–16, 3:34)
**SEA** – D. Baldwin, 16 pass from T. Boykin (S. Hauschka) (7–58, 3:37)
**SF** – C. Hyde, 8 run (P. Dawson) (11–75, 5:03)
**SF** – C. Hyde, 8 run (C. Hyde run) (8–47, 2:44)

| TEAM STATISTICS | SF | SEA |
|---|---|---|
| First Downs | 12 | 18 |
| Net Yards Gained | 254 | 418 |
| Rushes/Yards | 31/135 | 31/127 |
| Net Yards Passing | 119 | 291 |
| Att/Comp/INT | 25/14/1 | 32/22/1 |
| Sacked/Yards Lost | 0/0 | 2/17 |
| Punts/Average | 7/45.6 | 2/51.0 |
| Fumbles/Lost | 1/0 | 1/1 |
| Penalties/Yards | 4/35 | 6/50 |
| Time of Possession | 24:03 | 35:57 |
| 3rd Down Efficiency | 4/15 (27%) | 9/14 (64%) |

**RUSHING: 49ERS** – C. Hyde 21–103–2 TDs, B. Gabbert 5–22, S. Draughn 5–10 ... **SEAHAWKS** – C. Michael 20–106–2 TDs, A. Collins 4–12, T. Magee 3–12, R. Wilson 1–3, T. Boykin 2–(–2), D. Baldwin 1–(–4).

**RECEIVING: 49ERS** – T. Smith 3–35, G. Celek 3–25, J. Kerley 2–24, V. McDonald 2–4, R. Streater 1–19, Q. Patton 1–8, S. Draughn 1–2, C. Hyde 1–2 ... **SEAHAWKS** – D. Baldwin 8–164–1 TD, J. Graham 6–100–1 TD, A. Collins 2–19, J. Kearse 2–11, L. Willson 2–9, C. Michael 2–5.

**PASSING: 49ERS** – B. Gabbert 25–14–119–1–0 TDs... **SEAHAWKS** – R. Wilson 23–15–243–0–1 TD, T. Boykin 9–7–65–1–1 TD.

**INTs: 49ERS** – N. Bellore 1–4 ... **SEAHAWKS** – B. Wagner 1–9.

**SACKS: 49ERS** – G. Dorsey 1–11, A. Brooks 1–6 ... **SEAHAWKS** – None.

**49ERS TURNOVER RATIO: +1** (**SF**: 0 fumbles, 1 INT/**SEA**: 1 fumble, 1 INT).

**Weather:** Sunny
**Temperature:** 66 degrees
**Wind:** Northwest 6 mph
**Playing Surface:** Field Turf
**Time:** 2:59
**Attendance:** 69,010

# SUNDAY, OCTOBER 2
# DALLAS 24, SAN FRANCISCO 17
# LEVI'S® STADIUM

The 49ers fell to 1–3 on the season after losing to the Dallas Cowboys, 24–17, at Levi's Stadium. WR Jeremy Kerley led the way for the offense with 6 recepts. for 88 yds. and 1 TD while RB Carlos Hyde finished with 74 yds. on the ground and reached the end zone for the second consecutive game. After Cowboys K Dan Bailey missed a 47–yd. FG, the 49ers offense took over on their own 37–yd. line. QB Blaine Gabbert drove the offense 63–yds. on 9 plays and found Kerley on a 33–yd. TD pass to put San Francisco up 7–0. On the ensuing Cowboys possession, LB NaVorro Bowman sacked Dallas QB Dak Prescott for an 8–yd. loss on third down, his first of the season and the 12.5 of his career. Taking over at their own 20–yd. line, Gabbert embarked the offense on the longest TD drive of the season, as Hyde finished off the 12–play drive with a 3–yd. TD, his fifth of the season and 12th of his career. Gabbert completed 8 of 11 atts. for 112 yds. and 1 TD with a QB rating of 135.4 in the first half, the highest first half QB rating in his career. Midway through the second quarter, the Cowboys cut the lead to 14–7 as Prescott connected with WR Terrance Williams for a 20–yd. TD. With :16 seconds remaining in the half, Dallas tied the score at 14–14 as Prescott found WR Brice Butler for a 4–yd. TD. Opening the third quarter, back to back explosive plays by the 49ers set up a 36–yd. FG by K Phil Dawson. With just over a minute left in the third quarter, Cowboys RB Ezekiel Elliot put Dallas up 21–17 with a 1–yd. rushing TD. Late in the fourth quarter, Bailey knocked through a 22–yd. FG to extend the Cowboys lead and Gabbert's fourth down attempt came up short inside the final two minutes as the 49ers fell 24–17.

**NOTES**: LB **NaVorro Bowman** took down Cowboys QB Dak Prescott for an 8–yd. loss, marking his first sack of the season … **Bowman** now has 12.5 sacks in his career … CB **Chris Davis** and DL **Ronald Blair** combined for a sack, the first 0.5 sacks of their NFL careers … RB **Carlos Hyde** capped off a 12–play, 80–yd. drive with a 3–yd. TD run, his fifth this season and 12th of his career … It's the first time in **Hyde's** career he has recorded a rushing TD in back–to–back games … **Hyde** finished the day with 15 carries for 74 yds. and 1 TD … WR **Jeremy Kerley** finished off the opening drive of the game for the 49ers offense with a 33–yd. TD recept. from QB **Blaine Gabbert**, his first as a member of the 49ers and 10th of his career … **Kerley** finished with 6 recepts. for 88 yds. and 1 TD … TE **Garrett Celek** recorded 5 recepts. for 79 yds., setting career–highs in both categories … QB **Blaine Gabbert** completed 8 of 11 atts. for 112 yds. and 1 TD with a QB rating of 135.4 in the first half, the highest first half QB rating in his career … CB **Rashard Robinson** made his first NFL start and led the team with 3 PD's … WR **Aaron Burbridge** also made the first start of his NFL career and recorded his first career recept., a 5–yd. pass from QB Blaine Gabbert.

| | 1st | 2nd | 3rd | 4th | Pts |
|---|---|---|---|---|---|
| **Dallas** | **0** | **14** | **7** | **3** | **24** |
| **San Francisco** | **7** | **7** | **3** | **0** | **17** |

**SF** – J. Kerley, 33 pass from B. Gabbert (P. Dawson) (9–63, 3:39)
**SF** – C. Hyde, 3 run (P. Dawson) (12–80, 5:03)
**DAL** – T. Williams, 20 pass from D. Prescott (D. Bailey) (8–66, 3:54)
**DAL** – B. Butler, 4 pass from D. Prescott (D. Bailey) (11–58, 1:38)
**SF** – P. Dawson, 36 FG (6–57, 2:42)
**DAL** – E. Elliot, 1 run (D. Bailey) (10–78, 5:49)
**DAL** – D. Bailey, 22 FG (11–62, 6:27)

| TEAM STATISTICS | DAL | SF |
|---|---|---|
| First Downs | 26 | 14 |
| Net Yards Gained | 428 | 295 |
| Rushes/Yards | 39/194 | 29/106 |
| Net Yards Passing | 234 | 189 |
| Att/Comp/INT | 32/23/0 | 23/16/1 |
| Sacked/Yards Lost | 2/11 | 1/7 |
| Punts/Average | 4/55.3 | 4/49.0 |
| Fumbles/Lost | 0/0 | 0/0 |
| Penalties/Yards | 6/45 | 5/32 |
| Time of Possession | 36:27 | 23:33 |
| 3rd Down Efficiency | 6/14 (43%) | 8/14 (57%) |

**RUSHING: COWBOYS** – E. Elliot 23–138–1 TD, A. Morris 7–34, L. Whitehead 1–8, C. Beasley 1–7, D. Prescott 5–3, K. Smith 1–2, L. Dunbar 1–2 ... **49ERS** – C. Hyde 15–74–1 TD, B. Gabbert 12–27, S. Draughn 2–5.

**RECEIVING: COWBOYS** – J. Witten 7–47, B. Butler 5–41–1 TD, T. Williams 4–44–1 TD, C. Beasley 3–66, L. Dunbar 2–14, E. Elliot 1–19, K. Smith 1–14 ... **49ERS** – J. Kerley 6–88–1 TD, G. Celek 5–79, Q. Patton 1–13, A. Burbridge 1–5, C. Hyde 1–5, T. Smith 1–3, S. Draughn 1–3.

**PASSING: COWBOYS** – D. Prescott 32–23–245–0–2 TDs ... **49ERS** – B. Gabbert 23–16–196–1–1 TD.

**INTs: COWBOYS** – M. Claiborne 1–27 ... **49ERS** – None.

**SACKS: COWBOYS** – T. Crawford 1–7 ... **49ERS** – N. Bowman 1–8, R. Blair 0.5–1.5, C. Davis 0.5–1.5.

**49ERS TURNOVER RATIO: –1** (**DAL**: 0 fumbles, 0 INTs/**SF**: 0 fumbles, 1 INT).

**Weather:** Cloudy
**Temperature:** 68 degrees
**Wind:** West Southwest 10 mph
**Playing Surface:** Grass
**Time:** 2:59
**Attendance:** 70,178

# THURSDAY, OCTOBER 6
# ARIZONA 33, SAN FRANCISCO 21
# LEVI'S® STADIUM

San Francisco fell to the Arizona Cardinals, 33–21, on Thursday Night Football, dropping the team's record to 1–4 on the season. Despite the loss, RB Carlos Hyde rushed for 78 yds. and 1 TD on 22 carries, marking the first time he has recorded a rushing TD in three consecutive games. Hyde is the first member of the 49ers to have a rushing TD in three consecutive games since RB Frank Gore accomplished the feat in 2011 [12/11/11 at Arz.; 12/19/11 vs. Pit.; 12/24/11 at Sea.]. Additionally on offense, WR Jeremy Kerley tied a career high with 8 recepts. and finished with 102 rec. yds, his second career 100–yd. receiving game. After a scoreless first quarter, the 49ers took a 7–0 as QB Blaine Gabbert led the offense on a 10–play, 87–yd. drive that culminated in a 9–yd. TD pass to Kerley, his second as a member of the 49ers. Kerley has now registered a TD recept. in consecutive games for the first time in his career. Following an deflected pass at the line of scrimmage that led to an interception of Gabbert deep in 49ers territory, QB Drew Stanton connected with WR Larry Fitzgerald for a 21–yd. TD pass, tying the score at 7–7 heading into halftime. After a San Francisco fumble on the opening kick return of the second half, Cardinals RB David Johnson found the end zone on a 4–yd. run to give Arizona a 14–7 lead. Middway through the third quarter, Stanton found Fitzgerald on a 29–yd. TD pass to extend the Cardinals lead to 21–7. San Francisco would answer the Arizona TD with one of their own, as Hyde finished off an 11–play, 82–yd. drive with a 1–yd. TD run, his sixth of the season, to cut the deficit to 21–14. After Cardinals K Chandler Catanzaro knocked through a 36–yd. FG early in the fourth quarter, Johnson found the end zone for a second time for Arizona on a 2–yd. run to extend the Cardinals lead to 31–14. Inside the final two minutes, Gabbert rushed for his second TD of the season to cut the score to 31–21. After the 49ers defense forced a three–and–out, Gabbert was sacked by Cardinals DT Calais Campbell for a safety to bring the final score to 33–21 in favor of Arizona.

**NOTES**: The **49ers offense** scored TDs on all three trips to the red zone vs. Arz. … RB **Carlos Hyde** rushed for 78 yds. and 1 TD on 22 carries, marking the first time he has recorded a rushing TD in three consecutive games … **Hyde** is the first member of the 49ers to have a rushing TD in three consecutive games since RB Frank Gore accomplished the feat in 2011 [12/11/11 at Arz.; 12/19/11 vs. Pit.; 12/24/11 at Sea.] … **Hyde** also registered a career–high 6 recepts. for 36 yds. … WR **Jeremy Kerley** tied a career high with 8 recepts. and finished with 102 rec. yds, his second career 100–yd. receiving game. [120 yds.; NYJ at NE (10/21/12)] … **Kerley** hauled in a 9–yd. TD pass from QB **Blaine Gabbert**, his second as a member of the 49ers and 11th of his career … **Kerley** has now registered a TD recept. in consecutive games for the first time in his career… LBs **Nick Bellore** and **Michael Wilhoite** combined to sack Cardinals QB Drew Stanton for the first 0.5 sack of their careers.

| | 1st | 2nd | 3rd | 4th | Pts |
|---|---|---|---|---|---|
| **Arizona** | 0 | 7 | 14 | 12 | 33 |
| **San Francisco** | 0 | 7 | 7 | 7 | 21 |

**SF** – J. Kerley, 9 pass from B. Gabbert (P. Dawson) (10–87, 4:46)
**ARZ** – L. Fitzgerald, 21 pass from D. Stanton (C. Catanzaro) (1–21, 0:06)
**ARZ** – D. Johnson, 4 run (C. Catanzaro) (4–14, 2:10)
**ARZ** – L. Fitzgerald, 29 pass from D. Stanton (C. Catanzaro) (6–71, 3:19)
**SF** – C. Hyde, 1 run (P. Dawson) (11–82, 5:41)
**ARZ** – C. Catanzaro, 36 FG (4–6, 1:16)
**ARZ** – D. Johnson, 2 run (C. Catanzaro) (12–76, 7:12)
**SF** – B. Gabbert, 1 run (P. Dawson) (13–75, 2:52)
**ARZ** – B. Gabbert sacked in end zone by C. Campbell for a Safety

| TEAM STATISTICS | ARZ | SF |
|---|---|---|
| First Downs | 17 | 25 |
| Net Yards Gained | 288 | 286 |
| Rushes/Yards | 37/172 | 36/151 |
| Net Yards Passing | 116 | 135 |
| Att/Comp/INT | 28/11/0 | 31/18/2 |
| Sacked/Yards Lost | 1/8 | 7/27 |
| Punts/Average | 9/42.4 | 7/49.9 |
| Fumbles/Lost | 2/0 | 2/1 |
| Penalties/Yards | 7/50 | 4/34 |
| Time of Possession | 31:44 | 28:16 |
| 3rd Down Efficiency | 5/16 (31%) | 4/14 (29%) |

**RUSHING: CARDINALS** – D. Johnson 27–157–2 TDs, A. Ellington 6–19, S. Taylor 2–(–2), D. Stanton 2–(–2) ... **49ERS** – C. Hyde 22–78–1 TD, B. Gabbert 10–70–1 TD, M. Davis 2–4, S. Draughn 2–(–1).

**RECEIVING: CARDINALS** – L. Fitzgerald 6–81–2 TDs, D. Johnson 3–28, Jo. Brown 1–11, J. Gresham 1–4 ... **49ERS** – J. Kerley 8–102–1 TD, C. Hyde 6–36, Q. Patton 2–16, B. Bell 1–4, G. Celek 1–4.

**PASSING: CARDINALS** – D. Stanton 28–11–124–0–2 TDs... **49ERS** – B. Gabbert 31–18–162–2–1 TD.

**INTs: CARDINALS** – M. Cooper 1–12, C. Campbell 1–1 ... **49ERS** – None.

**SACKS: CARDINALS** – M. Golden 2–12.5, C. Campbell 2–5, K. Minter 1.5–5, D. Swearinger 1–0, A. Okafor 0.5–4.5 ... **49ERS** – N. Bellore 0.5–4, M. Wilhoite 0.5–4.

**49ERS TURNOVER RATIO: –3** (**ARZ**: 0 fumbles, 0 INTs/**SF**: 1 fumble, 2 INTs).

**Weather:** Clear
**Temperature:** 75 degrees
**Wind:** West Northwest 16 mph
**Playing Surface:** Grass
**Time:** 3:06
**Attendance:** 70,178

# SUNDAY, OCTOBER 16
# SAN FRANCISCO 16, BUFFALO 45
# NEW ERA FIELD

The 49ers dropped to 1–5 on the season after falling to the Buffalo Bills 45–16 at New Era Field. On the Bills first drive of the game, DL Arik Armstead registered the first FF of his career, stripping the ball from Bills QB Tyrod Taylor, with DL DeForest Buckner recovering the fumble for his first career FR. On the day, in addition to his FR, Buckner recorded the first 2.0 sacks of his career. Making good with the short field, K Phil Dawson knocked through a 33–yd. FG to give San Francisco a 3–0 lead. On the next Buffalo possession, Bills RB LeSean McCoy found the end zone on a 4–yd. run to give Buffalo the 7–3 lead after one quarter of play. Early in the second quarter, QB Colin Kaepernick connected with WR Torrey Smith on a 53–yd. TD pass to put the 49ers back ahead at 10–7. It marked the second TD recept. of the season for Smith and first TD pass of the season for Kaepernick. Making his first start of the season, Kaepernick completed 8 of 11 atts. for 135 yds., 1 TD and a QB rating of 144.1 in the first half, the 4th highest in any half of his career. On the ensuing Bills drive, McCoy found the end zone for the second time with a 12–yd. TD run to give Buffalo the 14–10 advantage. To end the first half, the teams traded FGs by Dawson and Bills K Dan Carpenter to bring the score to 17–13 entering the break. Late in the third quarter, Bills QB Tyrod Taylor connected with WR Justin Hunter on a 30–yd. pass to extend the home team's lead to 24–13. Dawson converted his third FG of the afternoon, this time a 47–yd. att. to make the score 24–16. With 10 points on the day, Dawson (374 points) moved past RB Ken Willard (366 points) for 11th on the franchise's all–time scoring list. However, Buffalo finished the game with 21 unanswered points in the fourth quarter to register the 45–16 victory.

**NOTES**: On the Bills first drive of the game, DL **Arik Armstead** registered the first FF of his career, stripping the ball from Bills QB Tyrod Taylor…. DL **DeForest Buckner** recovered the fumble for his first career FR … Later in the game, **Armstead** picked up his 2nd sack of the season … In addition to his FR, **Buckner** recorded the first two sacks of his career … With 2.0 sacks and 1 FR on the day, **Buckner** is the first member of the 49ers with at least 2.0 sacks and 1 FR in a single game since LB Aldon Smith accomplished the feat in 2011 [vs. StL 12/4/11 (2.0 sacks and 1 FR)] … In the first half, QB **Colin Kaepernick** completed 8 of 11 atts. for 135 yds., 1 TD and a QB rating of 144.1 ... **Kaepernick's** 144.1 QB rating is the 4th highest in any half of his career … **Kaepernick** connected with WR **Torrey Smith** on a 53–yd. TD pass … It marked the 2nd TD recept. of the season for **Smith** and the 1st TD pass of the season for **Kaepernick** … CB **Tramaine Brock** registered the first FF of his career in the 3rd Qtr. … In the 4th Qtr., NT **Mike Purcell** forced the 1st FF of his career, knocking the ball away from Bills RB Jonathan Williams … LB **Nick Bellore** recovered the loose ball, the first FR of his career… With 10 points on the day (3 FG, 1 XP), K **Phil Dawson** moved past RB Ken Willard for 11th on the franchise's all–time scoring list.

| | 1st | 2nd | 3rd | 4th | Pts |
|---|---|---|---|---|---|
| **San Francisco** | **3** | **10** | **0** | **3** | **16** |
| **Buffalo** | **7** | **10** | **7** | **21** | **45** |

**SF** – P. Dawson, 33 FG (7–13, 3:53)
**BUF** – L. McCoy, 4 run (D. Carpenter) (11–75, 5:29)
**SF** – T. Smith, 53 pass from C. Kaepernick (P. Dawson) (4–75, 1:18)
**BUF** – L. McCoy, 12 run (D. Carpenter) (7–75, 3:38)
**SF** – P. Dawson, 48 FG (9–59, 4:54)
**BUF** – D. Carpenter, 40 FG (14–53, 5:33)
**BUF** – J. Hunter, 30 pass from T. Taylor (D. Carpenter) (4–60, 1:55)
**SF** – P. Dawson, 47 FG (8–46, 2:46)
**BUF** – L. McCoy, 18 run (D. Carpenter) (8–75, 3:55)
**BUF** – R. Woods, 5 pass from T. Taylor (D. Carpenter) (1–27, 0:11)
**BUF** – M. Gillislee, 44 run (D. Carpenter) (7–73, 3:25)

| TEAM STATISTICS | SF | BUF |
|---|---|---|
| First Downs | 16 | 29 |
| Net Yards Gained | 300 | 492 |
| Rushes/Yards | 28/133 | 44/313 |
| Net Yards Passing | 167 | 179 |
| Att/Comp/INT | 29/13/0 | 27/16/0 |
| Sacked/Yards Lost | 3/20 | 3/0 |
| Punts/Average | 5/41.8 | 3/50.7 |
| Fumbles/Lost | 2/1 | 3/2 |
| Penalties/Yards | 6/52 | 7/71 |
| Time of Possession | 24:49 | 35:11 |
| 3rd Down Efficiency | 3/13 (23%) | 8/13 (62%) |

**RUSHING: 49ERS** – C. Kaepernick 8–66, C. Hyde 14–52, M. Davis 5–13, S. Draughn 1–2 ... **BILLS** – L. McCoy 19–140–3 TDs, T. Taylor 8–68, M. Gillislee 6–61–1 TD, J. Williams 5–21, E. Manuel 3–11, R. Bush 2–6, R. Woods 1–6.

**RECEIVING: 49ERS** – Q. Patton 4–52, T. Smith 3–76–1 TD, V. McDonald 2–25, J. Kerley 2–12, R. Streater 1–16, M. Davis 1–6 ... **BILLS** – C. Clay 5–52, R. Woods 5–44–1 TD, N. O'Leary 2–29, M. Goodwin 2–22, J. Hunter 1–30–1 TD, L. McCoy 1–2.

**PASSING: 49ERS** – C. Kaepernick 29–13–187–0–1 TD ... **BILLS** – T. Taylor 25–16–179–0–2 TDs, E. Manuel 2–0–0–0–0 TDs.

**INTs: 49ERS** – None ... **BILLS** – None.

**SACKS: 49ERS** – D. Buckner 2–0, A. Armstead 1–0 ... **BILLS** – L. Alexander 1–12, A. Washington 1–7, Z. Brown 1–1.

**49ERS TURNOVER RATIO: +1** (**SF**: 1 fumble, 0 INTs/**BUF**: 2 fumbles, 0 INTs).

**Weather:** Mostly Cloudy
**Temperature:** 72 degrees
**Wind:** Southwest 22 mph
**Playing Surface:** Turf
**Time:** 3:14
**Attendance:** 70,003

# SUNDAY, OCTOBER 23
# TAMPA BAY 34, SAN FRANCISCO 17
# LEVI'S® STADIUM

Against the Tampa Bay Buccaneers, the 49ers offense rushed for 160 yds. with a 5.7 avg., the most since 9/14/15 (230 yds. and 5.9 avg. vs. Min.). On the opening possession of the game, QB Colin Kaepernick drove the offense 75–yds. on 5 plays and RB Mike Davis capped off the drive with his first career NFL TD to give the 49ers an early 7–0 lead. Late in the first quarter, Buccaneers QB Jameis Winston's pass was deflected by CB Tramaine Brock and intercepted by LB Gerald Hodges, his first INT as a member of the 49ers and second of his career. On the next play, Kaepernick found RB Shaun Draughn for a 17–yd. TD pass, the first receiving TD of Draughn's career, to put San Francisco up 14–0. In the second quarter, Winston connected on TD passes to WR Mike Evans and WR Russell Shepard and Buccaneers K Robert Aguayo knocked through a 38–yd. FG to give Tampa Bay the 17–14 halftime advantage. In the third quarter, Tampa Bay extended their lead to 27–14 after Aguayo's second FG and Evans' second TD recept. With just over eight minutes remaining, K Phil Dawson knocked through a 28–yd. FG to make the score 27–17. Tampa Bay RB Peyton Barber rounded out the scoring as he found the end zone on 44–yd. run to bring the final score to 34–17 in favor of the Buccaneers.

**NOTES**: The **49ers offense** rushed for a season–high 160 yds. on 28 atts. (5.7 avg.), the most since 9/14/15 (230 yds. and 5.9 avg. vs. Min.) … QB **Colin Kaepernick** for 84 yds. on 9 carries (9.3 avg.), tying for the third highest regular season single game total in his career … Making his first career NFL start, RB **Mike Davis** registered 7 carries for 21 yds. and his first career TD … RB **Shaun Draughn** hauled in 17–yd. TD pass from QB **Colin Kaepernick**, marking his first career TD recept. … DL **Arik Armstead** and LB **Ahmad Brooks** combined to take down QB Jameis Winston, giving both players 2.5 sacks on the season … LB **Aaron Lynch** took down Winston, marking his first sack of the season and 13.5 of his career … LB **Gerald Hodges** picked off Winston and returned it 21–yds., marking his second career INT and first as a member of the 49ers.

| | 1st | 2nd | 3rd | 4th | Pts |
|---|---|---|---|---|---|
| **Tampa Bay** | **0** | **17** | **10** | **7** | **34** |
| **San Francisco** | **14** | **0** | **0** | **3** | **17** |

**SF** – M. Davis, 4 run (P. Dawson) (5–75, 1:58)
**SF** – S. Draughn, 17 pass from C. Kaepernick (P. Dawson) (1–17, 0:08)
**TB** – M. Evans, 4 pass from J. Winston (R. Aguayo) (11–94, 4:54)
**TB** – R. Aguayo, 38 FG (6–53, 2:39)
**TB** – R. Shepard, 19 pass from J. Winston (R. Aguayo) (8–77, 1:46)
**TB** – R. Aguayo, 37 FG (5–17, 2:01)
**TB** – M. Evans, 5 pass from J. Winston (R. Aguayo) (6–27, 2:03)
**SF** – P. Dawson, 28 FG (14–50, 6:04)
**TB** – P. Barber, 44 run (R. Aguayo) (6–77, 3:26)

| TEAM STATISTICS | TB | SF |
|---|---|---|
| First Downs | 27 | 20 |
| Net Yards Gained | 513 | 273 |
| Rushes/Yards | 41/249 | 28/160 |
| Net Yards Passing | 264 | 113 |
| Att/Comp/INT | 30/21/1 | 34/16/1 |
| Sacked/Yards Lost | 2/5 | 4/30 |
| Punts/Average | 3/39.0 | 6/42.3 |
| Fumbles/Lost | 2/0 | 4/2 |
| Penalties/Yards | 7/78 | 4/31 |
| Time of Possession | 33:49 | 26:11 |
| 3rd Down Efficiency | 6/14 (43%) | 6/15 (40%) |

**RUSHING: BUCCANEERS** – J. Rodgers 26–154, P. Barber 12–84–1 TD, A. Smith 1–6, A. Humphries 1–6, J. Winston 1–(–1) ... **49ERS** – C. Kaepernick 9–84, D. Harris 11–39, M. Davis 7–21–1 TD, S. Draughn 1–16.

**RECEIVING: BUCCANEERS** – M. Evans 8–96–2 TDs, R. Shepard 5–77–1 TD, C. Brate 3–29, A. Smith 2–41, A. Humphries 2–17, J. Rodgers 1–9 ... **49ERS** – S. Draughn 5–37–1 TD, Q. Patton 3–13, D. Harris 2–18, J. Kerley 2–15, V. McDonald 1–24, T. Smith 1–17, A. Burbridge 1–15, G. Celek 1–4.

**PASSING: BUCCANEERS** – J. Winston 30–21–269–1–3 TDs ... **49ERS** – C. Kaepernick 34–16–143–1–1 TD.

**INTs: BUCCANEERS** – B. McDougald 1–0 ... **49ERS** – G. Hodges 1–21.

**SACKS: BUCCANEERS** – J. Adjei–Barimah 1–12, W. Gholston 1–8, N. Spence 1–8, G. McCoy 1–4 ... **49ERS** – A. Lynch 1–4, A. Armstead 0.5–0.5, A. Brooks 0.5–0.5.

**49ERS TURNOVER RATIO: –2** (**TB**: 0 fumbles, 1 INT/**SF**: 2 fumbles, 1 INT).

**Weather:** Clear
**Temperature:** 68 degrees
**Wind:** West 5 mph
**Playing Surface:** Grass
**Time:** 3:14
**Attendance:** 70,178

# SUNDAY, NOVEMBER 6
# NEW ORLEANS 41, SAN FRANCISCO 23
# LEVI'S® STADIUM

After the team's Bye in Week 8, the 49ers fell to the New Orleans Saints 41–23 at Levi's Stadium. QB Colin Kaepernick completed 24 of 39 atts. for 398 yds., 2 TDs, 1 INT and a QB rating of 102.3, marking his sixth career 300–yd. passing game and second most passing yds. in his career. WR Quinton Patton (6 recepts. for 106 yds.), TE Vance McDonald (3 recepts. for 84 yds. and 1 TD), RB DuJuan Harris (5 recepts. for 83 yds. and 1 TD) and TE Garrett Celek (4 recepts. for 76 yds.) combined to mark the first time in franchise history that the team had four players with 75 rec. yds.–or–more in a single game. K Phil Dawson opened the scoring for the 49ers, knocking through a season–long 49–yd. FG to put San Francisco up 3–0 early in the first quarter. However, New Orleans would notch 21 straight points as Saints RB Tim Hightower reached the end zone on a 4–yd. run and Saints QB Drew Brees tossed TD passes to WR Michael Thomas and RB Mark Ingram. Answering back with a TD of their own, RB DuJuan Harris took a swing pass from QB Colin Kaepernick 47–yds. for a TD, marking the longest recept. of his career and his first career receiving TD. On the next offensive play for New Orleans, Ingram rushed 75–yds. for a TD to extend New Orleans' lead to 28–10 midway through the second quarter. On the next drive, Dawson converted a 48–yd FG to bring the score to 28–13. After the 49ers defense forced a punt inside the final two minutes, Kaepernick found McDonald for a 65–yd. TD recept. McDonald became only the fourth TE since the merger in 1970, and the first since 1997, to register two TD recepts. of 65 yds.–or–more in the same season. In the first half, Kaepernick completed 14 of 18 atts. for 286 yds., 2 TDs, 1 INT and a QB rating of 132.6, with his 286 yds. marking the most passing yds. in any half of his career. As time expired at the half, Saints K Wil Lutz converted a 26–yd. FG to make the score 31–20. In the third quarter, Dawson converted his third FG of the day, this time a 46–yd. FG, making the score 31–23 heading into the fourth quarter. Dawson converted 3 of 3 FG [49, 48, 46] and 2 of 2 XPA for a total of 11 points, marking the first time Dawson hit three FGs of 45–yds.–or–longer in same game since 9/27/12 at Bal. [3 for 3 (51, 50, 52)]. In the final frame, Brees connected with Thomas for their second TD of the day and Lutz knocked through a 41–yd. FG, bringing the final score to 41–23 in favor of New Orleans.

**NOTES**: According to the Elias Sports Bureau, WR **Quinton Patton** (6 recepts. for 106 yds.), TE **Vance McDonald** (3 recepts. for 84 yds. and 1 TD), RB **DuJuan Harris** (5 recepts. for 83 yds. and 1 TD) and TE **Garrett Celek** (4 recepts. for 76 yds.) combined to mark the first time in franchise history that the team had four players with 75 rec. yds.–or–more in a single game … **McDonald** notched 3 recepts. for 84 yds. and 1 TD … **McDonald's** 65–yd. TD recept. marked his second TD of 65 yds.–or–more this season [75–yd. TD recept. at Car. (9/18/16)] … **McDonald** is only the fourth TE since the merger in 1970, and the first since 1997, to register two TD recepts. of 65 yds.–or–more in the same season … **Patton** registered new career highs of 6 recepts for 106 yds, marking the first 100–yd. receiving game of his NFL career … Making his first start of the season, **Harris** rushed for 59 yds. on 10 carries while adding 5 recepts. for 83 yds. and 1 TD ... **Harris'** 142 total yards from scrimmage were the second most in his career [153 yds. from scrimmage (67 yds. rushing, 86 rec. yds.) vs. StL (1/3/16)] … In the 2nd Qtr., **Harris** caught a 47–yd. TD from QB **Colin Kaepernick**, the longest recept. of his career and his first career receiving TD … In the first half, QB **Colin Kaepernick** completed 14 of 18 atts. for 286 yds., 2 TDs, 1 INT and a QB rating of 132.6 … **Kaepernick's** 286 yds. are the most in any half of his career … **Kaepernick's** 286 passing yds. in the first half were the most in the first half by the 49ers since 9/21/97 vs. Atl. (QB Steve Young – 14 of 19 for 287 yds., 2 TDs, 0 INTs and a QB rating of 150.7) … **Kaepernick's** 286 passing yds. in the first half also marked the most in any half by the 49ers since 12/5/99 at Cin. (QB Jeff Garcia – 21 of 31 for 307 yds., 3 TDs, 0 INTs and a QB rating of 132.1 in the second half) … On the day, **Kaepernick** completed 24 of 39 atts. for 398 yds., 2 TDs, 1 INT and a QB rating of 102.3, marking his sixth career 300–yd. passing game and first since 10/18/15 vs. Bal. (340 yds.) … **Kaepernick's** 398 yds. passing were the second most passing yds. in his career [412 yds. passing vs. GB (9/8/13)] … **Kaepernick** rushed for 23 yds. on 5 carries and now has 2,005 career rushing yds., becoming the second QB in franchise history (QB Steve Young – 3,581 yds.), and the 15th player to rush for over 2,000 yds. as a member of the 49ers … The **49ers offense** amassed 486 net yds. (93 rushing, 393 passing), marking the most net yds. since 9/8/13 vs. GB [494 net yds. (90 rushing, 404 passing)] … K **Phil Dawson** converted 3 of 3 FG [49, 48, 46] and 2 of 2 XPA for a total of 11 points … It marked the first time **Dawson** hit three FGs of 45–yds.–or–longer in same game since 9/27/12 at Bal. [3 for 3 (51, 50, 52)] … CB **JaCorey Shepherd** had 3 KORs for 104 yds. (34.7 avg.) … **Shepherd's** 34.7–yd. avg. on KORs is the highest average by a member of 49ers (min. 3 KORs) since 9/11/11 [WR Ted. Ginn Jr. – 4 KORs for 176 yds. (44.0 avg.) and 1 TD].

| | 1st | 2nd | 3rd | 4th | Pts |
|---|---|---|---|---|---|
| **New Orleans** | **14** | **17** | **0** | **10** | **41** |
| **San Francisco** | **3** | **17** | **3** | **0** | **23** |

**SF** – P. Dawson, 49 FG (7–45, 2:53)
**NO** – T. Hightower, 4 run (W. Lutz) (10–83, 4:14)
**NO** – M. Thomas, 1 pass from D. Brees (W. Lutz) (5–12, 1:22)
**NO** – M. Ingram, 5 pass from D. Brees (W. Lutz) (12–76, 6:05)
**SF** – D. Harris, 47 pass from C. Kaepernick (P. Dawson) (4–65, 1:44)
**NO** – M. Ingram, 75 run (W. Lutz) (1–75, 0:11)
**SF** – P. Dawson, 48 FG (5–37, 1:52)
**SF** – V. McDonald, 65 pass from C. Kaepernick (P. Dawson) (3–72, 0:42)
**NO** – W. Lutz, 26 FG (6–71, 1:05)
**SF** – P. Dawson, 46 FG (6–29, 1:07)
**NO** – M. Thomas, 32 pass from D. Brees (W. Lutz) (7–77, 3:23)
**NO** – W. Lutz, 41 FG (10–53, 4:02)

| TEAM STATISTICS | NO | SF |
|---|---|---|
| First Downs | 29 | 19 |
| Net Yards Gained | 571 | 486 |
| Rushes/Yards | 42/248 | 17/93 |
| Net Yards Passing | 323 | 393 |
| Att/Comp/INT | 39/28/0 | 39/24/1 |
| Sacked/Yards Lost | 1/0 | 1/5 |
| Punts/Average | 4/52.5 | 2/42.5 |
| Fumbles/Lost | 0/0 | 3/3 |
| Penalties/Yards | 4/40 | 9/78 |
| Time of Possession | 38:53 | 21:07 |
| 3rd Down Efficiency | 11/17 (65%) | 2/9 (22%) |

**RUSHING: SAINTS** – M. Ingram 15–158–1 TD, T. Hightower 23–87–1 TD, J. Kuhn 2–5, D. Brees 2–(–2) ... **49ERS** – D. Harris 10–59, C. Kaepernick 5–23, M. Davis 2–11.

**RECEIVING: SAINTS** – M. Thomas 5–73–2 TDs, B. Cooks 5–66, J. Hill 4–40, C. Fleener 3–42, W. Snead 3–36, B. Coleman 2–25, M. Ingram 2–13–1 TD, J. Kuhn 2–9, T. Hightower 1–15, T. Cadet 1–4 ... **49ERS** – Q. Patton 6–106, D. Harris 5–83–1 TD, G. Celek 4–76, V. McDonald 3–84–1 TD, J. Kerley 3–22, T. Smith 2–18, M. Davis 1–9.

**PASSING: SAINTS** – D. Brees 39–28–323–0–3 TDs ... **49ERS** – C. Kaepernick 39–24–398–1–2 TDs.

**INTs: SAINTS** – C. Robertson 1–29 ... **49ERS** – None.

**SACKS: SAINTS** – V. Bell 0.5–2.5, C. Jordan 0.5–2.5 ... **49ERS** – G. Hodges 1–0.

**49ERS TURNOVER RATIO: –4** (**NO**: 0 fumbles, 0 INTs/**SF**: 3 fumbles, 1 INT).

**Weather:** Mostly Sunny
**Temperature:** 70 degrees
**Wind:** Calm 0 mph
**Playing Surface:** Grass
**Time:** 3:13
**Attendance:** 70,178

# SUNDAY, NOVEMBER 13
# SAN FRANCISCO 20, ARIZONA 23
# UNIVERSITY OF PHOENIX STADIUM

Facing off against division foe Arizona for the second time this season, the 49ers dropped a closely contested battle, 23–20. The 49ers defense registered 4 takeaways (2 INTs and 2 FRs) and recorded 10 PDs, led by DB Jimmie Ward's career–high 4 PDs. The Cardinals jumped out to a 14–0 lead behind two TDs from RB David Johnson, one rushing and one receiving. Early in the 2nd Qtr., San Francisco cut the deficit to 14–7 as QB Colin Kaepernick marched the offense 75 yds. on 6 plays and connected with WR Jeremy Kerley on a 17–yd. TD pass, marking Kerley's 3rd TD recept. of the year and 12th of his career. On the ensuing Arizona possession, Cardinals K Chandler Catanzaro knocked through a 39–yd. FG to make the score 17–7. Inside the final two minutes of the first half, the teams traded FGs as K Phil Dawson kicked a 49–yd. FG and Catanzaro converted a 19–yd. FG to make the score 20–10 at the break. On Arizona's first possession of the 2nd half, LB Eli Harold had a strip–sack of Cardinals QB Carson Palmer for his first sack and first FF of his career. DL DeForest Buckner recovered the loose ball which led to a season–long 53–yd. FG by Dawson. Late in the 4th Qtr., LB Gerald Hodges intercepted Palmer for his 2nd INT of the season and 3rd of his career. The takeaway led to a 4–yd. TD run by Kaepernick on the first play after the two–minute warning, tying the score at 20–20. Kaepernick finished the day with 55 yds. on 10 atts. (5.5 avg.) and 1 TD on the ground, his 1st rushing TD of the season and 12th of his career. On the final possession of the game, Catanzaro converted a 34–yd. FG as time expired to bring the final score to 23–20 in favor of Arizona.

**NOTES**: The **49ers defense** registered 4 takeaways of the Arizona Cardinals (2 INTs and 2 FRs), tying a season high [Week 2 at Car. (9/18/16) – 3 FRs and 1 INT] … Early in the 1st Qtr., CB **Keith Reaser** forced a Cardinals WR J.J. Nelson fumble, marking the 1st FF of Reaser's career … S **Antoine Bethea** recovered the fumble for his 1st FR of the season, 5th of his career and first since 10/20/13 vs. Den., as a member of the Indianapolis Colts … On Arizona's first possession of the 2nd half, LB **Eli Harold** had a strip–sack of Cardinals QB Carson Palmer for his first sack and first FF of his career, with DL **DeForest Buckner** recovering Palmer's fumble … S **Eric Reid** intercepted Palmer for his 1st INT of the season, 8th of his career and his first since 12/14/14 at Sea. … In the 4th Qtr., LB **Gerald Hodges** intercepted Palmer for his 2nd INT of the season and 3rd of his career … **Buckner** brought down Palmer for a 9–yd. loss and his 3rd sack of the season … Along with his FR, **Buckner** has now registered 2 games this season with at least 1.0 sack and 1 FR (10/16/16 at Buf. – 2.0 sacks & 1 FR) … The **49ers defense** registered a season–high 10 PDs, as DB **Jimmie Ward** established a new career high with 4 PDs … The **49ers defense** finished with double–digit PDs for the first time since they recorded 11 at NYG (11/16/14) … QB **Colin Kaepernick** connected with WR **Jeremy Kerley** on a 17–yd. TD pass in the 2nd Qtr. ... It marked **Kerley's** 3rd TD recept. of the year and 12th of his career … In 2 games against Arizona this season, **Kerley** registered 15 recepts. for 179 yds. and 2 TDs … **Kaepernick** rushed for 55 yds. on 10 atts. (5.5 avg.) and 1 TD on the ground, his 1st rushing TD of the season, 12th of his career and his first since 9/27/15 at Arz. … WR **Quinton Patton** finished with 3 recepts. for a 52 yds. (17.3 avg.), including a career long recept. of 45 yds. … With 8 points (2 FGs, 2 PATs) against the Cardinals, K **Phil Dawson** moved past RB Roger Craig (396 pts.) for 10th on the franchise's all–time scoring list … **Dawson** kicked a season–long 53–yd. FG, extending his franchise record to 14 made FGs of 50–or–more yds.

| | 1st | 2nd | 3rd | 4th | Pts |
|---|---|---|---|---|---|
| **San Francisco** | **0** | **10** | **3** | **7** | **20** |
| **Arizona** | **7** | **13** | **0** | **3** | **23** |

**ARZ** – D. Johnson, 3 pass from C. Palmer (C. Catanzaro) (11–91, 6:04)
**ARZ** – D. Johnson, 18 run (C. Catanzaro) (1–56, 0:18)
**SF** – J. Kerley, 17 pass from C. Kaepernick (P. Dawson) (6–75, 2:30)
**ARZ** – C. Catanzaro, 39 FG (8–54, 3:44)
**SF** – P. Dawson, 49 FG (15–56, 6:56)
**ARZ** – C. Catanzaro, 19 FG (10–81, 1:32)
**SF** – P. Dawson, 53 FG (5–45, 2:16)
**SF** – C. Kaepernick, 4 run (P. Dawson) (7–57, 1:18)
**ARZ** – C. Catanzaro, 34 FG (12–69, 1:55)

| TEAM STATISTICS | SF | ARZ |
|---|---|---|
| First Downs | 15 | 26 |
| Net Yards Gained | 281 | 443 |
| Rushes/Yards | 28/83 | 23/80 |
| Net Yards Passing | 198 | 363 |
| Att/Comp/INT | 30/17/0 | 49/30/2 |
| Sacked/Yards Lost | 3/12 | 2/13 |
| Punts/Average | 7/43.6 | 4/44.3 |
| Fumbles/Lost | 1/1 | 2/2 |
| Penalties/Yards | 9/100 | 2/10 |
| Time of Possession | 27:42 | 32:18 |
| 3rd Down Efficiency | 7/17 (41%) | 7/14 (50%) |

**RUSHING: 49ERS** – C. Kaepernick 10–55–1 TD, C. Hyde 13–14, D. Harris 5–14 ... **CARDINALS** – D. Johnson 19–55–1 TD, C. Palmer 1–16, Jo. Brown 1–10, A. Ellington 2–(–1).

**RECEIVING: 49ERS** – J. Kerley 7–71–1 TD, V. McDonald 4–50, Q. Patton 3–52, T. Smith 2–26, R. Streater 1–11 ... **CARDINALS** – L. Fitzgerald 12–132, M. Floyd 5–101, D. Johnson 5–46–1 TD, J. Gresham 4–38, Jo. Brown 2–30, J. Nelson 2–29.

**PASSING: 49ERS** – C. Kaepernick 30–17–210–0–1 TD ... **CARDINALS** – C. Palmer 49–30–376–2–1 TD.

**INTs: 49ERS** – E. Reid 1–13, G. Hodges 1–6 ... **CARDINALS** – None.

**SACKS: 49ERS** – D. Buckner 1–9, E. Harold 1–4 ... **CARDINALS** – Ch. Jones 2–7, C. Campbell 1–5.

**49ERS TURNOVER RATIO: +3** (**SF**: 1 fumble, 0 INTs/**ARZ**: 2 fumbles, 2 INTs).

**Weather:** Dome
**Playing Surface:** Grass
**Time:** 3:09
**Attendance:** 65,127

# SUNDAY, NOVEMBER 20
# NEW ENGLAND 30, SAN FRANCISCO 17
# LEVI'S® STADIUM

The 49ers fell to the visiting Patriots 30–17 at Levi's Stadium on a wet and rainy day in the Bay Area. New England QB Tom Brady pushed the Patriots to an early 6–0 lead, connecting with WR Julian Edelman for a 4–yd. TD pass. On the ensuing possession, K Phil Dawson put the home team on the board with a 33–yd. FG, the 400th of his career. Dawson became just the 10th player in NFL history to make 400–or–more FGs during his NFL career. On the first play of the second quarter, Brady connected with RB James White for his second TD pass of the game to put New England up 13–3. Later in the quarter, the 49ers embarked on their longest drive of the season, driving 92 yds. in 8 plays and finishing with an 18–yd. TD pass from QB Colin Kaepernick to TE Vance McDonald, giving him a new single–season career–high of 4 TD recepts. and bringing the halftime score to 13–10. After a scoreless third quarter, the Patriots recorded 17 straight points in the fourth quarter behind two Brady TD passes and a Stephen Gostkowski 38–yd. FG. With just over two minutes remaining, Kaepernick finished off a 75–yd. drive with a 13–yd. TD pass to RB Shaun Draughn, making the final score 30–17 in favor of New England.

**NOTES**: With a 33–yd. FG in the 1st Qtr., K **Phil Dawson** became the 10th kicker in NFL history to record 400–or–more made FGs in his career … Among those with 400–or–more career made FGs, **Dawson** has the highest made FG percentage at 84.7% … With 5 points [1 for 1 FG, 2 of 2 PAT] against the Patriots, **Dawson** becomes the 10th player in franchise history to score 400–or–more points as a member of the 49ers … Additionally, **Dawson** is the 3rd–fastest kicker in 49ers franchise history to reach 400 total points scored, accomplishing the feat in 58 games [K Mike Cofer – 54 games; K Bruce Gossett – 55 games] … TE **Vance McDonald** recorded 3 recepts. for 46 yds. and 1 TD, giving him a single–season career–high 4 TD recepts. on the year … RB **Shaun Draughn** registered 3 recepts. for 43 yds. and 1 TD, his 2nd TD recept. of the season and of his career … **Draughn** tied a career–long with a 26–yd. recept. … The 49ers TD drive of 92 yds. that culminated with a 18–yd. TD pass from QB **Colin Kaepernick** to TE **Vance McDonald** was the longest scoring drive of the season and longest since 12/13/15 at Cle. (8 plays – 94 yds.; WR Jerome Simpson 6–yd. TD recept. from QB Blaine Gabbert) … LB **Ahmad Brooks** took down Patriots QB Tom Brady for his 3.5 of the season and 51st of his career.

| | 1st | 2nd | 3rd | 4th | Pts |
|---|---|---|---|---|---|
| **New England** | **6** | **7** | **0** | **17** | **30** |
| **San Francisco** | **3** | **7** | **0** | **7** | **17** |

**NE** – J. Edelman, 4 pass from T. Brady (kick failed) (6–27, 2:53)
**SF** – P. Dawson, 33 FG (12–60, 7:30)
**NE** – J. White, 9 pass from T. Brady (S. Gostkowski) (6–77, 2:47)
**SF** – V. McDonald, 18 pass from C. Kaepernick (P. Dawson) (8–92, 4:17)
**NE** – D. Amendola, 5 pass from T. Brady (S. Gostkowski) (10–80, 4:21)
**NE** – M. Mitchell, 56 pass from T. Brady (S. Gostkowski) (5–70, 1:55)
**NE** – S. Gostkowski, 38 FG (8–50, 3:04)
**SF** – S. Draughn, 13 pass from C. Kaepernick (P. Dawson) (12–75, 4:05)

| TEAM STATISTICS | NE | SF |
|---|---|---|
| First Downs | 28 | 20 |
| Net Yards Gained | 444 | 299 |
| Rushes/Yards | 30/171 | 27/122 |
| Net Yards Passing | 273 | 177 |
| Att/Comp/INT | 40/24/0 | 30/16/0 |
| Sacked/Yards Lost | 1/7 | 5/29 |
| Punts/Average | 5/43.2 | 8/41.6 |
| Fumbles/Lost | 1/0 | 5/0 |
| Penalties/Yards | 5/40 | 10/68 |
| Time of Possession | 29:12 | 30:48 |
| 3rd Down Efficiency | 8/16 (50%) | 5/14 (36%) |

**RUSHING: PATRIOTS** – L. Blount 19–124, D. Lewis 5–23, T. Brady 4–12. J. Edelman 2–12 ... **49ERS** – C. Hyde 19–86, C. Kaepernick 4–32, D. Harris 4–4.

**RECEIVING: PATRIOTS** – J. Edelman 8–77–1 TD, J. White 6–63–1 TD, M. Mitchell 4–98–1 TD, D. Lewis 3–26, D. Amendola 2–2–1 TD, M. Bennett 1–14 ... **49ERS** – V. McDonald 3–46–1 TD, S. Draughn 3–43–1 TD, G. Celek 3–41, C. Hyde 3–24, C. Harper 2–35, Q. Patton 2–17.

**PASSING: PATRIOTS** – T. Brady 40–24–280–0–4 TDs ... **49ERS** – C. Kaepernick 30–16–206–0–2 TDs.

**INTs: PATRIOTS** – None ... **49ERS** – None.

**SACKS: PATRIOTS** – P. Chung 1–12, D. Hightower 1–9, K. Van Noy 1–8, M. Butler 1–0, R. Ninkovich 1–0 ... **49ERS** – A. Brooks 1–7.

**49ERS TURNOVER RATIO: 0** (**NE**: 0 fumbles, 0 INTs/**SF**: 0 fumbles, 0 INTs).

**Weather:** Cloudy with rain
**Temperature:** 64 degrees
**Wind:** South Southeast 6 mph
**Playing Surface:** Grass
**Time:** 3:06
**Attendance:** 70,178

# SUNDAY, NOVEMBER 27
# SAN FRANCISCO 24, MIAMI 31
# HARD ROCK STADIUM

Visiting Miami for the first time since 2008, the 49ers fourth quarter come–back fell just short against the Dolphins, losing 31–24 at Hard Rock Sta–dium. The 49ers offense rushed for a season–high 193 yds. on 25 atts. (7.7 avg.). The team's 7.7 avg. yds. per carry was the highest by the 49ers offense since 12/20/14 vs. SD [355 yds. on 40 atts. (8.9 avg.)]. QB Colin Kaepernick registered 113 yds. on 10 atts. (11.3 avg.), his second career 100–yd. rushing game [7 atts. for 151 yds. and 1 TD vs. SD (12/20/14)]. Kaepernick's 113 rushing yds. are the highest total rushing yds. by a QB this season and marks the second 100–yd. rushing game by a QB in 2016 [QB Kevin Hogan, Cle. – 104 yds. at Cin. (10/23/16)]. Kaepernick completed 29 of 46 atts. for 293 yds., 3 TDs, 1 INT and a passer rating of 94.1, marking the 5th time in his career he has thrown for 3–or–more TDs and the first time since 10/13/14 at StL (22 of 35 atts. for 343 yds., 3 TDs and a 123.9 passer rating). After forcing a Dolphins three–and–out on the opening possession of the game, the 49ers offense finished off an 8–play, 62–yd. drive with an 11–yd. TD pass from Kaepernick to RB Carlos Hyde, the first TD recept. of his NFL career. Early in the second quarter, Dolphins RB Jay Ajayi tied the score at 7–7 with a 2–yd. TD run. The Dolphins would enter halftime with a 14–7 lead as QB Ryan Tannehill connected with TE Dion Sims on a 16–yd. TD pass. After a turnover on the first play of the second half, Dolphins K Adam Franks made the score 17–7 with 24–yd. FG. Midway through the third quarter, the 49ers offense drove 91 yds. on 9 plays that culminated with a 4–yd. TD pass from Kaepernick to TE Garrett Celek, his first TD re–cept. of the season and 4th of his career, to make the score 17–14. After two TD passes by Tannehill put Miami up 31–14 midway through the fourth quarter, WR Torrey Smith, diving with one hand in the back of the end zone, hauled in a 1–yd. TD pass from Kaepernick, his 3rd TD recept. of the season and 37th of his career. Just before the two–minute warning, K Phil Dawson converted a 36–yd. FG to make it a one score game. Using two timeouts and the two–minute warning as a stoppage, the 49ers defense forced a three–and–out to get the ball back with 1:44 remaining down by seven. Starting on his own 38–yd. line, Kaepernick drove the offense down to the 4–yd line with :02 left in the game. On the final play, Kaepernick scrambled to the right and was stopped short of the end zone, giving the Dolphins the 31–24 victory.

**NOTES**: The **49ers offense** rushed for a season–high 193 yds. on 25 atts. (7.7 avg.) ... The team's 7.7 avg. yds. per carry was the highest by the **49ers offense** since 12/20/14 vs. SD [355 yds. on 40 atts. (8.9 avg.)] … QB **Colin Kaepernick** registered 113 yds. on 10 atts. (11.3 avg.), his second career 100–yd. rushing game [7 atts. for 151 yds. and 1 TD vs. SD (12/20/14)] … **Kaepernick's** 113 rushing yds. are the highest total rushing yds. by a QB this season and marks the second 100–yd. rushing game by a QB in 2016 [QB Kevin Hogan, Cle. – 104 yds. at Cin. (10/23/16)] … **Kaepernick** completed 29 of 46 atts. for 293 yds., 3 TDs, 1 INT and a passer rating of 94.1 ... It marks the 5th time in **Kaepernick's** career he has thrown for 3–or–more TDs and the first time since 10/13/14 at StL (22 of 35 atts. for 343 yds., 3 TDs and a 123.9 passer rating) … **Kaepernick** became the 5th player since the NFL merger in 1970 to register 3 passing TDs and 100 yds. rushing in a single game (Randall Cunningham – 11/4/90; Michael Vick – 12/19/10; Marcus Mariota – 12/6/15; Cam Newton – 12/20/15) ... After forcing a Dolphins three–and–out on the opening possession of the game, the **49ers offense** finished off an 8–play, 62–yd. drive with an 11–yd. TD pass from **Kaepernick** to RB **Carlos Hyde**, the first TD recept. of his NFL career … In the 3rd Qtr., the **49ers offense** drove 91 yds. on 9 plays that culminated with a 4–yd. TD pass from **Kaepernick** to TE **Garrett Celek**, his first TD recept. of the season and 4th of his career … With the 91–yd. TD drive, the **49ers offense** has now recorded consecutive games with a 90–or–more yd. TD drive [8 plays for 94 yds., 18–yd. TD pass from Kaepe–rnick to TE Vance McDonald vs. NE (11/20/16)] … In the 4th Qtr., WR **Torrey Smith** hauled in a 1–yd. TD pass from **Kaepernick**, his 3rd TD recept. of the season and 37th of his career … With 4 recepts. for a team–high 60 yds., TE **Vance McDonald** now has 382 receiving yds. on the season, surpassing his previous single–season career high of 326 receiving yds. set in 2015 … On the final play of the first half, LBs **Nick Bellore** and **Ahmad Brooks** combined to take down Dolphins QB Ryan Tannehill for a 13–yd. loss … DL **Ronald Blair** recorded the first full sack of his NFL career, taking down Tannehill for a 9–yd. loss in the 3rd Qtr.

| | 1st | 2nd | 3rd | 4th | Pts |
|---|---|---|---|---|---|
| **San Francisco** | 7 | 0 | 7 | 10 | 24 |
| **Miami** | 0 | 14 | 10 | 7 | 31 |

**SF** – C. Hyde, 11 pass from C. Kaepernick (P. Dawson) (8–62, 3:30)
**MIA** – J. Ajayi, 2 run (A. Franks) (11–91, 5:28)
**MIA** – D. Sims, 16 pass from R. Tannehill (A. Franks) (11–84, 6:50)
**MIA** – A. Franks, 24 FG (5–20, 2:18)
**SF** – G. Celek, 4 pass from C. Kaepernick (P. Dawson) (9–91, 4:57)
**MIA** – K. Stills, 43 pass from R. Tannehill (A. Franks) (5–60, 1:50)
**MIA** – L. Carroo, 15 pass from R. Tannehill (A. Franks) (6–67, 3:23)
**SF** – T. Smith, 1 pass from C. Kaepernick (P. Dawson) (8–75, 3:49)
**SF** – P. Dawson, 36 FG (14–62, 3:36)

| TEAM STATISTICS | SF | MIA |
|---|---|---|
| First Downs | 25 | 19 |
| Net Yards Gained | 475 | 358 |
| Rushes/Yards | 25/193 | 26/95 |
| Net Yards Passing | 282 | 263 |
| Att/Comp/INT | 46/29/1 | 30/20/0 |
| Sacked/Yards Lost | 2/14 | 2/22 |
| Punts/Average | 4/47.3 | 5/41.8 |
| Fumbles/Lost | 1/1 | 1/0 |
| Penalties/Yards | 7/65 | 4/42 |
| Time of Possession | 29:28 | 30:32 |
| 3rd Down Efficiency | 7/14 (50%) | 6/12 (50%) |

**RUSHING: 49ERS** – C. Kaepernick 10–113, C. Hyde 13–65, D. Harris 2–15 ... **DOLPHINS** – J. Ajayi 18–45–1 TD, R. Tannehill 6–34, K. Drake 1–9, D. Williams 1–7.

**RECEIVING: 49ERS** – S. Draughn 6–49, C. Hyde 5–30–1 TD, V. McDonald 4–60, R. Streater 4–46, T. Smith 3–24–1 TD, C. Harper 2–32, J. Kerley 2–24, G. Celek 2–19–1 TD, Q. Patton 1–12 ... **DOLPHINS** – D. Sims 4–53–1 TD, J. Landry 4–47, K. Stills 3–72–1 TD, D. Parker 3–64, M. Gray 2–12, D. Williams 2–11, L. Carroo 1–15–1 TD, J. Ajayi 1–11.

**PASSING: 49ERS** – C. Kaepernick 46–29–296–1–3 TDs ... **DOLPHINS** – R. Tannehill 30–20–285–0–3 TDs.

**INTs: 49ERS** – None ... **DOLPHINS** – K. Alonso 1–10.

**SACKS: 49ERS** – R. Blair 1–9, N. Bellore 0.5–6.5, A. Brooks 0.5–6.5 ... **DOLPHINS** – C. Wake 1–9, A Branch 1–5.

**49ERS TURNOVER RATIO: –2** (**SF**: 1 fumble, 1 INT/**MIA**: 0 fumbles, 0 INTs).

**Weather:** Partly Cloudy
**Temperature:** 79 degrees
**Wind:** Northeast 13 mph
**Playing Surface:** Grass
**Time:** 3:19
**Attendance:** 65,856

# SUNDAY, DECEMBER 4
# SAN FRANCISCO 6, CHICAGO 26
# SOLDIER FIELD

On a snowy day in the Windy City, the 49ers fell to the Chicago Bears, 26–6. After a scoreless first quarter, RB Shaun Draughn deflected a Bears punt which led to a 31–yd. FG by K Phil Dawson. On the ensuing kickoff return, DB Jimmie Ward knocked the ball loose from Chicago WR Deonte Thompson for his first career special teams forced fumble and fumble recovery. It marked the second consecutive year that Ward has registered a takeaway in Chicago [29–yd. INT return for TD at Chi. (12/6/15)]. The turnover led to a 28–yd. FG by Dawson to make the score 6–0 in favor of San Francisco. With the FG, Dawson moved into a tie with K Ryan Longwell for 15th on the NFL's all–time scoring list with 1,687 pts. Inside the final two minutes of the half, Bears RB Jordan Howard reached the end zone on a 1–yd. run to give Chicago the 7–6 halftime lead. In the third quarter, Howard found the end zone twice more to extend the home team's lead to 21–6. During the final frame, LB Ahmad Brooks took down Bears QB Matt Barkley for an 8–yd. loss, his 5th sack of the season, and has registered 50.5 sacks as a member of the 49ers, becoming the third player in franchise history to record 50–or–more career sacks [DT Bryant Young – 89.5; LB Charles Haley – 66.5]. The Bears added a 45–yd. FG from K Connor Barth and a safety by OLB Leonard Floyd to bring the final score to 26–6.

**NOTES**: In the 4th Qtr., LB **Ahmad Brooks** took down QB Matt Barkley for an 8–yd. loss, his 5th sack of the season … With the sack, **Brooks** has now registered 50.5 sacks as a member of the 49ers and becomes the third player in franchise history to record 50–or–more career sacks [DT Bryant Young – 89.5; LB Charles Haley – 66.5] … With 1.0 sack, **Brooks** has now recorded 5.0–or–more sacks in each of the past eight seasons (2009–16) and is one of four active players to accomplish the feat [DE Cliff Avril (Sea.); DE Cameron Wake (Mia.); LB Julius Peppers (GB)] … **Brooks** has now registered at least a half sack in three consecutive games for the third time in his career and first since 2013 [2.0 sacks vs. Car. (11/10/13); 1.0 sack at NO (11/17/13); 2.0 sacks vs. Was. (11/25/13)] … With 6 pts. [2 of 2 FGs] in the snow at Chicago, K **Phil Dawson** tied K Ryan Longwell (1,687 pts.) for 15th on the NFL's all–time scoring list … DB **Jimmie Ward** registered his first career special teams forced fumble and fumble recovery, knocking the ball loose from WR Deonte Thompson on a kickoff return … It marks the second consecutive year that **Ward** has registered a takeaway in Chicago [29–yd. INT return for TD at Chi. (12/6/15)].

| | 1st | 2nd | 3rd | 4th | Pts |
|---|---|---|---|---|---|
| **San Francisco** | **0** | **6** | **0** | **0** | **6** |
| **Chicago** | **0** | **7** | **14** | **5** | **26** |

**SF** – P. Dawson, 31 FG (4–6, 2:12)
**SF** – P. Dawson, 28 FG (9–27, 4:51)
**CHI** – J. Howard, 1 run (C. Barth) (8–81, 1:25)
**CHI** – J. Howard, 2 run (C. Barth) (10–75, 5:28)
**CHI** – J. Howard, 5 run (C. Barth) (4–59, 2:13)
**CHI** – C. Barth, 45 FG (7–37, 3:19)
**CHI** – B. Gabbert sacked in end zone by L. Floyd for a safety

| TEAM STATISTICS | SF | CHI |
|---|---|---|
| First Downs | 10 | 19 |
| Net Yards Gained | 147 | 326 |
| Rushes/Yards | 34/141 | 40/142 |
| Net Yards Passing | 6 | 184 |
| Att/Comp/INT | 15/5/0 | 18/11/0 |
| Sacked/Yards Lost | 6/33 | 1/8 |
| Punts/Average | 8/38.5 | 6/38.8 |
| Fumbles/Lost | 1/0 | 2/1 |
| Penalties/Yards | 11/106 | 5/40 |
| Time of Possession | 28:42 | 31:18 |
| 3rd Down Efficiency | 4/14 (29%) | 6/14 (43%) |

**RUSHING: 49ERS** – C. Hyde 20–92, C. Kaepernick 6–20, S. Draughn 5–20, D. Harris 2–8, B. Gabbert 1–1 ... **BEARS** – J. Howard 32–117–3 TDs, J. Bellamy 1–12, K. Carey 2–8, M. Barkley 4–3, J. Langford 1–2.

**RECEIVING: 49ERS** – V. McDonald 2–9, J. Kerley 1–18, C. Hyde 1–6, C. Harper 1–6 ... **BEARS** – J. Bellamy 4–93, C. Meredith 3–67, D. Thompson 2–19, D. Brown 2–13.

**PASSING: 49ERS** – B. Gabbert 10–4–35–0–0 TDs, C. Kaepernick 5–1–4–0–0 TDs ... **BEARS** – M. Barkley 18–11–192–0–0 TDs.

**INTs: 49ERS** – None ... **BEARS** – None.

**SACKS: 49ERS** – A. Brooks 1–8 ... **BEARS** – L. Floyd 2–8, A Hicks 2–7, W. Young 1–13, E. Goldman 1–5.

**49ERS TURNOVER RATIO: +1** (**SF**: 0 fumbles, 0 INTs/**CHI**: 1 fumble, 0 INTs).

**Weather:** Snow Showers
**Temperature:** 33 degrees
**Wind:** Southeast 5 mph
**Playing Surface:** Grass
**Time:** 2:57
**Attendance:** 59,782

# SUNDAY, DECEMBER 11
# NEW YORK JETS 23, SAN FRANCISCO 17 (OT)
# LEVI'S® STADIUM

On a cloudy afternoon in Santa Clara, the 49ers fell to the New York Jets in overtime, 23–16. The 49ers offense rushed for a season–high 248 yds. on 27 atts. (9.2 avg.), with the 9.2 yds./carry avg. ranking as the 2nd–highest single–game avg. by the team in franchise history [24 atts. for 263 yds. (11.0 avg.) vs. Dallas Texans (10/26/52)]. RB Carlos Hyde registered a career–high 193 yds. on 17 atts. (11.4 avg.), his 2nd 100–yd. rushing game of the season and 3rd of his career. Hyde's 193 rushing yds. are the 6th–most in a single game in franchise history and his 11.4 yds./carry avg. are the 5th–highest in a single game in franchise history (min. 10 atts.). On the day, the 49ers defense recorded a season–high 6.0 sacks, the most since 11/25/13 at Was. (6.0 sacks) with DL DeForest Buckner sacking Jets QB Bryce Petty twice, marking his second career multi–sack game [2.0 sacks at Buf. (10/16/16)]. On the opening possession of the game, DB Jimmie Ward intercepted Petty and returned it 8–yds. deep in Jets territory, marking his 1st INT of the year and 2nd of his career. Capitalizing on the Ward takeaway, Hyde hauled in a 7–yd. TD pass from QB Colin Kaepernick on the 49ers first offensive play from scrimmage, his the 2nd receiving TD of the season and of his career. After forcing a Jets punt, RB Shaun Draughn finished off the 4–play, 81–yd. drive that was set up by a career–long 47–yd. run by Hyde with a 4–yd. TD run, his 2nd rushing TD of the year and 5th of his career to put the 49ers up 14–0. In the 1st Qtr., the 49ers offense amassed 193 total net yds. (98 rushing; 95 passing), the 4th–most by any team in the 1st Qtr. this season. In the opening frame, Kaepernick completed 7 of 7 atts. for 95 yds. and 1 TD with a perfect passer rating of 158.3, marking the 8th time in his career he has had a perfect passer rating in any quarter. In the second quarter, the teams traded field goals as San Francisco entered halftime with the 17–3 lead. In the 3rd Qtr., the Jets closed the gap to 17–6 with a 30–yd. FG from K Nick Folk. Midway through the 4th Qtr., Jets RB Bilal Powell found the end zone from 5–yds. out and QB Bryce Petty added the two–point conversion to make the score 17–14. With :43 seconds remaining, Folk converted a 50–yd. FG to send the game to overtime. After the 49ers couldn't convert on fourth down at the Jets 37–yd. line, Powell rushed left for a 19–yd. TD to give New York a 23–17 victory.

**NOTES**: The **49ers offense** rushed for a season–high 248 yds. on 27 atts. (9.2 avg.) … The 248 rushing yds. are most in a game by San Francisco since 12/20/14 (355 rushing yds. vs. SD) … The 9.2 yds./carry avg. by the **49ers offense** is the 2nd–highest single–game avg. in franchise history [24 atts. for 263 yds. (11.0 avg.) vs. Dallas Texans (10/26/52)] … RB **Carlos Hyde** became the first 49ers player to amass 200–or–more yds. from scrimmage [200; 193 rush, 7 rec. yds.] since 9/8/13 (WR Anquan Boldin – 13 recepts. for 208 yds. vs. GB) … **Hyde** registered a career–high 193 yds. on 17 atts. (11.4 avg.), his 2nd 100–yd. rushing game of the season and 3rd of his career… **Hyde's** 193 rushing yds. are the 6th–most in a single game in franchise history … **Hyde's** 11.4 yds./carry avg. is 5th–highest in a single game in franchise history (min. 10 atts.) … In the 1st half, **Hyde** rushed for 141 yds. on 7 atts. (20.1 avg.), the most rushing yds. in a 1st half by a 49er since 11/12/06 (RB Frank Gore at Det. – 148 yds. on 18 atts. (8.2 avg.) and 1 TD) … In the 1st Qtr., the **49ers offense** amassed 193 total net yds. (98 rushing; 95 passing), the 4th–most by any team in the 1st Qtr. this season … In the 1st Qtr., QB **Colin Kaepernick** completed 7 of 7 atts. for 95 yds. and 1 TD with a perfect passer rating of 158.3 … It marked the 8th time in his career **Kaepernick** has had a perfect passer rating in any quarter and the first time since 11/6/16 vs. NO (2nd Qtr. – 8 of 9 atts. for 179 yds. and 2 TDs with a passer rating of 158.3) … It also marked the first time **Kaepernick** has had a perfect passer rating in a 1st Qtr. since 12/28/14 vs. Arz. (3 of 3 atts. for 86 yds. and 1 TD with a passer rating of 158.3) … In the 1st Qtr., **Kaepernick** completed 7 of 7 atts., the first time he has completed all of his pass atts. in a single quarter (min. 7 atts.) since 9/21/14 at Arizona (1st Qtr. – 7 of 7 atts. for 61 yds. and 1 TD with a passer rating of 142.6) … The **49ers offense** scored a TD on each of their two trips inside the red zone … Capitalizing on the DB **Jimmie Ward** takeaway, **Hyde** hauled in a 7–yd. TD pass from **Kaepernick** on the 49ers first offensive play from scrimmage, his the 2nd receiving TD of the season and of his career … After a career–long 47–yd. run by **Hyde**, RB **Shaun Draughn** finished off the 4–play, 81–yd. drive with a 4–yd. TD run, his 2nd rushing TD of the year and 5th of his career … On the opening possession of the game, **Ward** intercepted QB Bryce Petty and returned it 8–yds., marking his 1st INT of the year and 2nd of his career … In the 2nd Qtr., **Ward** sacked Petty for a 7–yd. loss to mark his 1st sack of the season and 2nd of his career … With 1 INT and 1.0 sack, **Ward** is the first 49er to record an INT and a sack in the same game since LB NaVorro Bowman at Arz. (12/29/13 – 1 INT and 1.0 sack) … On the day, the **49ers defense** recorded a season–high 6.0 sacks, the most since 11/25/13 at Was. (6.0 sacks) … DL **DeForest Buckner** sacked Petty twice on the day, marking his second career multi–sack game [2.0 sacks at Buf. (10/16/16)] … In the 1st Qtr., LB **Gerald Hodges** took down Petty for a 10–yd. loss, his 3rd of the year and 3.5 of his career … LB **Aaron Lynch** and DL **Ronald Blair** combined to take down Petty on third down just before halftime … The sack marked the 1.5 sack of the season and 14.0 of the career for **Lynch** and 2nd of the year for **Blair** … S **Jaquiski Tartt** registered his 1st sack of the season and 3rd of his career, taking down Petty for a 10–yd. loss.

| | 1st | 2nd | 3rd | 4th | OT | Pts |
|---|---|---|---|---|---|---|
| **New York Jets** | 0 | 3 | 3 | 11 | 6 | 23 |
| **San Francisco** | 14 | 3 | 0 | 0 | 0 | 17 |

**SF** – C. Hyde, 7 pass from C. Kaepernick (P. Dawson) (1–7, 0:07)
**SF** – S. Draughn, 4 run (P. Dawson) (4–81, 1:49)
**NYJ** – N. Folk, 36 FG (11–44, 5:53)
**SF** – P. Dawson, 47 FG (5–46, 1:43)
**NYJ** – N. Folk, 30 FG (13–64, 7:25)
**NYJ** – B. Powell, 5 run (B. Petty run) (15–56, 8:23)
**NYJ** – N. Folk, 50 FG (8–33, 1:57)
**NYJ** – B. Powell, 19 run (6–63, 4:16)

| TEAM STATISTICS | NYJ | SF |
|---|---|---|
| First Downs | 24 | 17 |
| Net Yards Gained | 404 | 364 |
| Rushes/Yards | 40/188 | 27/248 |
| Net Yards Passing | 216 | 116 |
| Att/Comp/INT | 35/23/1 | 26/15/0 |
| Sacked/Yards Lost | 6/41 | 2/17 |
| Punts/Average | 6/39.5 | 6/39.8 |
| Fumbles/Lost | 0/0 | 0/0 |
| Penalties/Yards | 9/56 | 3/25 |
| Time of Possession | 41:55 | 24:30 |
| 3rd Down Efficiency | 8/18 (44%) | 2/12 (17%) |

**RUSHING: JETS** – B. Powell 29–145–2 TDs, B. Petty 4–19, R. Anderson 2–12, M. Forte 3–8, B. Wilds 2–4 ... **49ERS** – C. Hyde 17–193, S. Draughn 7–32–1 TD, C. Kaepernick 3–23.

**RECEIVING: JETS** – R. Anderson 6–99, B. Powell 5–34, A. Seferian–Jenkins 3–35, B. Marshall 3–33, Q. Enunwa 3–29, B. Bostick 2–17, C. Peake 1–10 ... **49ERS** – J. Kerley 5–50, Q. Patton 4–31, B. Bell 1–30, C. Harper 1–8, C. Hyde 1–7–1 TD, R. Streater 1–7, G. Celek 1–5, S. Draughn 1–(–5).

**PASSING: JETS** – B. Petty 35–23–257–1–0 TDs ... **49ERS** – C. Kaepernick 26–15–133–0–1 TD.

**INTs: JETS** – None ... **49ERS** – J. Ward 1–8.

**SACKS: JETS** – M. Williams 1–9, Jo. Jenkins 0.5–4, L. Williams 0.5–4 ... **49ERS** – D. Buckner 2–9, G. Hodges 1–10, J. Tartt 1–10, J. Ward 1–7, R. Blair 0.5–2.5, A. Lynch 0.5–2.5.

**49ERS TURNOVER RATIO: +1** (**NYJ**: 0 fumbles, 1 INT/**SF**: 0 fumbles, 0 INTs).

**Weather:** Mostly Cloudy
**Temperature:** 54 degrees
**Wind:** Northwest 8 mph
**Playing Surface:** Grass
**Time:** 3:21
**Attendance:** 70,178

# SUNDAY, DECEMBER 18
# SAN FRANCISCO 13, ATLANTA 41
# GEORGIA DOME

Traveling to the East Coast for the fourth time this season, the 49ers visited the Atlanta Falcons and fell 41–13 in the Georgia Dome. QB Colin Kaepernick threw multiple TD passes for the fourth time this season and RB Carlos Hyde recorded 76 total yds., his fifth straight game with 75–or–more total yds. from scrimmage. The Falcons jumped out to a 21–0 lead after RB Devonta Freeman rushed for a TD and QB Matt Ryan threw two TD passes. Early in the 2nd Qtr., Kaepernick connected with TE Garrett Celek on a 16–yd. TD, marking Celek's 2nd TD recept. of the season to make the score 21–7. After Freeman's 2nd TD of the game, Kaepernick found WR Rod Streater on a 5–yd. TD pass with :13 remaining in the half, marking Streater's 1st TD recept. of the season to make the score 28–13 at the half. In the second half, the Falcons extended their lead behind two FGs from K Matt Bryant and Freeman's 3rd TD to bring the final score to 41–13.

**NOTES**: QB **Colin Kaepernick** connected with TE **Garrett Celek** on a 16–yd. TD, marking Celek's 2nd TD recept. of the season … Late in the 2nd Qtr., **Kaepernick** connected with WR **Rod Streater** on a 5–yd. TD pass, marking Streater's 1st TD recept. of the season and first since 9/7/14 at NYJ, as a member of the Oakland Raiders … LB **Michael Wilhoite** stripped Falcons RB Devonta Freeman and recovered the fumble for his 2nd FF and 1st FR of his career … LB **Ahmad Brooks** forced a Falcons RB Tevin Coleman fumble, the 1st FF of the season for Brooks and 12th of his career … On the Falcons first drive of the game, LB **Eli Harold** brought down Falcons QB Matt Ryan and now has 2.0 sacks on the season … CB **JaCorey Shepherd** registered a career–long 41–yd. kickoff return, marking the longest kickoff return by the 49ers since 12/20/14 vs. SD (CB Perrish Cox – 57–yd. return).

| | 1st | 2nd | 3rd | 4th | Pts |
|---|---|---|---|---|---|
| **San Francisco** | **0** | **13** | **0** | **0** | **13** |
| **Atlanta** | **21** | **7** | **10** | **3** | **41** |

**ATL** – D. Freeman, 5 run (M. Bryant) (6–47, 2:57)
**ATL** – T. Gabriel, 9 pass from M. Ryan (M. Bryant) (5–50, 1:58)
**ATL** – A. Hooper, 9 pass from M. Ryan (M. Bryant) (11–55, 5:51)
**SF** – G. Celek, 16 pass from C. Kaepernick (P. Dawson) (6–75, 2:55)
**ATL** – D. Freeman, 9 run (M. Bryant) (6–94, 3:32)
**SF** – R. Streater, 5 pass from C. Kaepernick (kick failed) (13–75, 4:15)
**ATL** – M. Bryant, 50 FG (6–25, 2:50)
**ATL** – D. Freeman, 34 run (M. Bryant) (4–77, 2:16)
**ATL** – M. Bryant, 41 FG (8–68, 5:06)

| TEAM STATISTICS | SF | ATL |
|---|---|---|
| First Downs | 15 | 29 |
| Net Yards Gained | 272 | 550 |
| Rushes/Yards | 20/107 | 41/248 |
| Net Yards Passing | 165 | 302 |
| Att/Comp/INT | 33/20/0 | 24/18/0 |
| Sacked/Yards Lost | 2/18 | 1/0 |
| Punts/Average | 7/45.4 | 2/33.5 |
| Fumbles/Lost | 1/1 | 2/1 |
| Penalties/Yards | 4/20 | 4/27 |
| Time of Possession | 23:59 | 36:01 |
| 3rd Down Efficiency | 6/13 (46%) | 5/9 (56%) |

**RUSHING: 49ERS** – C. Hyde 13–71, C. Kaepernick 3–21, S. Draughn 4–15 ... **FALCONS** – D. Freeman 20–139–3 TDs, T. Coleman 14–58, T. Ward 6–52, M. Ryan 1–(–1).

**RECEIVING: 49ERS** – J. Kerley 5–28, C. Harper 3–26, A. Burbridge 2–29, G. Celek 2–22–1 TD, J. Hamm 2–13, R. Streater 2–11–1 TD, Q. Patton 2–3, B. Bell 1–45, C. Hyde 1–6 ... **FALCONS** – A. Robinson 4–111, T. Gabriel 3–60–1 TD, M. Sanu 3–44, D. Freeman 2–16, T. Coleman 2–8, L. Toilolo 1–30, J. Hardy 1–16, A. Hooper 1–9–1 TD, J. Perkins 1–8.

**PASSING: 49ERS** – C. Kaepernick 33–20–183–0–2 TDs ... **FALCONS** – M. Ryan 23–17–286–0–2 TDs, M. Schaub 1–1–16–0–0 TDs.

**INTs: 49ERS** – None ... **FALCONS** – None.

**SACKS: 49ERS** – E. Harold 1–0 ... **FALCONS** – R. Hageman 1–13, V. Beasley 1–5.

**49ERS TURNOVER RATIO: 0** (**SF**: 1 fumble, 0 INTs/**ATL**: 1 fumble, 0 INTs).

**Weather:** Dome
**Playing Surface:** Field Turf
**Time:** 2:54
**Attendance:** 70,164

# SATURDAY, DECEMBER 24
# SAN FRANCISCO 22, LOS ANGELES 21
# LOS ANGELES COLISEUM

The 49ers swept the season series against Los Angeles in 2016, defeating the Rams, 22–21, on Christmas Eve. It was the first time the 49ers have played the Rams at the Los Angeles Memorial Coliseum since 10/11/76, when the 49ers won, 16–0. QB Colin Kaepernick completed 28 of 38 atts. for 257 yds., 2 TDs and a passer rating of 98.2 on the day while adding 15 yds. and 1 TD rushing. The 49ers defense held the Rams to 177 total yds. of offense (99 rush, 78 pass), marking the 2nd time this season they have held Los Angeles under 200 total yds. of offense [185 total yds. (65 rush, 120 pass) vs. LA (9/12/16)] and were the fewest given up by the 49ers defense in a single game since 11/19/12 vs. Chi. (143; 85 rush, 58 pass). With 78 passing yds. allowed, the 49ers defense held an opponent under 100 yds. passing for the first time since 2014 [77 pass yds. vs. Was. (11/23/14)]. In the 1st Qtr., CB Tramaine Brock intercepted Rams QB Jared Goff and returned it 39–yds., marking Brock's 1st INT of the season and 11th of his career. The INT led to a 19–yd. TD recept by RB Carlos Hyde, his 3rd TD recept. of the season, to put the 49ers up 7–0. Hyde's 3 TD recepts. on the season are the most by a 49ers RB since 2009 (RB Frank Gore – 3 TD recepts.). On the ensuing possession, the Rams tied the game at 7–7 with a 1–yd. TD run by RB Todd Gurley. Following a Kaepernick INT, Los Angeles took a 14–7 lead as WR Tavon Austin rushed 30–yds. around the left end for a TD. After no scoring in the 2nd and 3rd Qtrs., the Rams took the 21–7 lead early in the 4th Qtr. as Goff connected with TE Tyler Higbee on a 2–yd. TD pass. On the subsequent possession, San Francisco would answer with a TD of their own as Kaepernick scrambled up the middle for a 13–yd. TD run to cut the lead to 21–14. With just over three minutes remaining, DL Ronald Blair sacked Goff for his 3rd sack of the year and forced a three–and–out to give the ball back to the 49ers offense trailing by 7. Leading his 2nd TD drive of the 4th Qtr., Kaepernick connected with WR Rod Streater for a 10–yd. TD to make the score 21–20. With head coach Chip Kelly going for the win on the road, Kaepernick rolled to the right and dove into the end zone for the 2–pt. conversion to put the 49ers up 22–21 with 31 seconds remaining. Looking to get his team into position for a potential game winning FG, Goff threw a pass deep down the right sideline that was intercepted by 49ers CB Rashard Robinson, marking his first career INT and sealing the 22–21 comeback victory for San Francisco. The win marked the first time the 49ers won after trailing by 14 points in the 4th Qtr. since 10/10/2004 vs. Arz. (down 28–12 in the 4th Qtr., W, 31–28 in OT) and the first time the 49ers won after trailing by 14 points at any point of the game since 10/13/14 at StL (down 14–0 in the 1st Qtr., W, 31–17).

**NOTES**: The **49ers** improved to 68–64–3 all–time against the Rams, including a 34–32–1 record on the road … The **Niners** swept the season series vs. the Rams for the first time since 2013, having defeated Los Angeles, 28–0, in Week 1 on *Monday Night Football* … **San Francisco** defeated the Rams at the Los Angeles Memorial Coliseum for the first time since 10/11/76, when the 49ers won, 16–0 … **Chip Kelly** improved to 3–0 against the Rams … The win marked the first time the 49ers won after trailing by 14 points in the 4th Qtr. since 10/10/2004 vs. Arz. (down 28–12 in the 4th Qtr., W, 31–28 in OT) … The win marked the first time the 49ers won after trailing by 14 points at any point of the game since 10/13/14 at StL (down 14–0 in the 1st Qtr., W, 31–17) … QB **Colin Kaepernick** completed 28 of 38 atts. for 257 yds., 2 TDs and a passer rating of 98.2 on the day while adding 15 yds. and 1 TD rushing … It marked **Kaepernick's** 5th game this season with 2–or–more TD passes …In the 4th Qtr., **Kaepernick** registered a 13–yd. TD run for his 2nd rushing TD of the season and 13th of his career …Trailing by a TD late in the 4th qtr., **Kaepernick** led the 49ers offense on a 10–play, 73–yd. drive that ended with a 10–yd. TD pass to WR **Rod Streater** with 31 seconds remaining … Following the TD, **Kaepernick** rushed for the 2–pt. conversion to put San Francisco up 22–21 ... It marked the 49ers first successful 2–pt. conversion since Week 3 at Seattle (RB Carlos Hyde run) … The TD and 2–pt. conversion with 31 seconds remaining marked the first time the **49ers offense** won a game by scoring in the final two minutes of regulation since 12/29/13 at Arz. (K Phil Dawson 40–yd. FG with 0:00 remaining) … In the 1st Qtr., **Kaepernick** connected with RB **Carlos Hyde** on a 19–yd. TD pass … It marked **Hyde's** 3rd TD recept. of the season … **Hyde's** 3 TD recepts. on the season are the most by a 49ers RB since 2009 (RB Frank Gore – 3 TD recepts.) … With 5 recepts. for 62 yds., WR **Jeremy Kerley** now has 58 recepts. on the season, breaking his previous career high set in 2012 with the New York Jets (56 recepts.) … **Streater** registered season highs of 6 recepts. for 63 yds. and 1 TD, his 2nd TD of the season and 10th of his career ... **Streater** has now registered a TD recept. in consecutive games for the first time in his career …The **49ers defense** held the Rams to 177 total yds. of offense (99 rush, 78 pass), marking the 2nd time this season they have held Los Angeles under 200 total yds. of offense [185 total yds. (65 rush, 120 pass) vs. LA (9/12/16)] … The 177 net yds. allowed were the fewest given up by the **49ers defense** in a single game since 11/19/12 vs. Chi. (143; 85 rushing, 58 passing) … With 78 passing yds. allowed, the **49ers defense** held an opponent under 100 yds. passing for the first time since 2014 [77 pass yds. vs. Was. (11/23/14)] … In two games against Los Angeles this season, the **49ers defense** totaled 4 INTs and 6.0 sacks … CB **Tramaine Brock** intercepted Rams QB Jared Goff and returned it 39–yds., marking Brock's 1st INT of the season and 11th of his career ... In the 4th Qtr., CB **Rashard Robinson** intercepted Goff with 21 seconds remaining, marking the 1st INT of his career … CB **Keith Reaser** forced a Rams WR Kenny Britt fumble marking his 2nd FF of the season [1 FF at Arz. (11/13/16)] … DL **DeForest Buckner** registered 1.0 sack on the day, his 6th sack of the year … With that sack, **Buckner** tied LB Aaron Lynch (6.0 in 2014) for the 5th–most sacks by a rookie in 49ers franchise history … LB **Ahmad Brooks** registered 1.0 sack on the day and now has 6.0 sacks on the season … LB **Eli Harold** brought down Goff for 1.0 sack on the day ... **Harold** has now registered 1.0 sack in consecutive games for the first time in his career and has 3.0 on the season … DL **Ronald Blair** took down QB Jared Goff in the 4th Qtr. for his 3rd sack of the season.

| | 1st | 2nd | 3rd | 4th | Pts |
|---|---|---|---|---|---|
| **San Francisco** | 7 | 0 | 0 | 15 | 22 |
| **Los Angeles** | 14 | 0 | 0 | 7 | 21 |

**SF** – C. Hyde, 19 pass from C. Kaepernick (P. Dawson) (2–17, 0:37)
**LA** – T. Gurley, 1 run (G. Zuerlein) (9–52, 4:54)
**LA** – T. Austin, 30 run (G. Zuerlein) (1–30, 0:08)
**LA** – T. Higbee, 2 pass from J. Goff (G. Zuerlein) (4–25, 2:13)
**SF** – C. Kaepernick, 13 run (P. Dawson) (13–75, 5:26)
**SF** – R. Streater, 10 pass from C. Kaepernick (C. Kaepernick run) (10–73, 2:39)

| TEAM STATISTICS | SF | LA |
|---|---|---|
| First Downs | 21 | 13 |
| Net Yards Gained | 323 | 177 |
| Rushes/Yards | 29/70 | 29/99 |
| Net Yards Passing | 253 | 78 |
| Att/Comp/INT | 38/28/1 | 24/11/2 |
| Sacked/Yards Lost | 4/13 | 4/12 |
| Punts/Average | 9/41.3 | 8/46.0 |
| Fumbles/Lost | 2/1 | 2/0 |
| Penalties/Yards | 11/100 | 5/45 |
| Time of Possession | 31:03 | 28:57 |
| 3rd Down Efficiency | 6/16 (38%) | 4/13 (31%) |

**RUSHING: 49ERS** – C. Hyde 13–38, S. Draughn 10–17, C. Kaepernick 6–15–1 TD ... **RAMS** – T. Gurley 23–67–1 TD, T. Austin 3–26–1 TD, J. Goff 2–4, M. Brown 1–2.

**RECEIVING: 49ERS** – R. Streater 6–63–1 TD, S. Draughn 6–48, J. Kerley 5–62, G. Celek 4–39, C. Hyde 3–24–1 TD, A. Burbridge 2–15, D. Harris 1–14, C. Harper 1–1 ... **RAMS** – L. Kendricks 3–36, T. Gurley 3–20, T. Austin 2–14, T. Higbee 2–5–1 TD, K. Britt 1–15.

**PASSING: 49ERS** – C. Kaepernick 37–28–266–1–2 TDs ... **RAMS** – J. Goff 24–11–90–2–1 TD.

**INTs: 49ERS** – T. Brock 1–39, R. Robinson 1–0 ... **RAMS** – C. Davis 1–29.

**SACKS: 49ERS** – D. Buckner 1–8, A. Brooks 1–2, R. Blair 1–1, E. Harold 1–1 ... **RAMS** – D. Easley 1–5, D. Sims 1–5, A. Donald 1–3, B. Countess 1–0.

**49ERS TURNOVER RATIO: 0** (**SF**: 1 fumble, 1 INT/**LA**: 0 fumbles, 2 INTs).

**Weather:** Partly Cloudy
**Temperature:** 59 degrees
**Wind:** West Northwest 6 mph
**Playing Surface:** Grass
**Time:** 3:12
**Attendance:** 83,656

# SUNDAY, JANUARY 1
# SEATTLE 25, SAN FRANCISCO 23
# LEVI'S® STADIUM

Welcoming in the New Year at Levi's Stadium, the 49ers fell to the Seattle Seahawks in the season finale, 25–23. The 49ers offense scored a TD on each of their three trips to the red zone (2 rushing TDs, 1 passing TD) against Seattle. On the season, the 49ers offense scored TDs on 30 of 44 (68.2%) trips inside the red zone, the highest percentage by the team since 1994 (72.5% – 50 of 69 trips), according to the Elias Sports Bureau. Taking advantage of a turnover early in the 1st qtr., the Seahawks jumped out to a 3–0 on a K Steven Hauschka 31–yd. FG. On the ensuing possession, RB Shaun Draughn finished off a 75–yd. drive with a 1–yd. TD run to put San Francisco in the lead. In the 2nd qtr., Draughn found the end zone with his second, 1–yd. TD run of the day to extend the 49ers advantage to 14–3. Draughn's TD run finished off a 14–play, 79–yd. drive that took 8:10 off the clock, the longest time of possession resulting in a TD since 9/21/14 at Arz. (RB Carlos Hyde 6–yd. TD run: 14 plays for 80 yds. 8:35). Draughn finished with 109 total yds. from scrimmage (41 rush, 68 rec.), the highest single–game total of his career. After Hauschka's 2nd FG made the score 14–6, QB Russell Wilson connected with TE Luke Willson to make it a one–point game. With three minutes left in the half, RB Thomas Rawls gave Seattle the lead with a 1–yd. TD run, but 49ers DT Chris Jones blocked the PAT attempt of Hauschka, marking the 49ers second blocked PAT attempt of the season [LB Ahmad Brooks blocked a PAT attempt by K Graham Gano at Carolina (9/18/16)]. In the 3rd qtr., Hauschka extended the Seahawks lead to 22–14 with a 33–yd. FG. With just over five minutes remaining in the quarter, Seattle LS Nate Frese snapped the ball out of own end zone on a punt attempt for a safety, the first safety scored by the 49ers since 10/13/13 (LB Corey Lemonier sacked QB Carson Palmer in the end zone vs. Arz.). In the 4th qtr., the 49ers answered Hauschka's fourth FG of the day with a 9–yd. TD pass from QB Colin Kaepernick to TE Garrett Celek, his 3rd TD recept. of the season. However, that would be as close as San Francisco would get, as the Seahawks were able to run out the final five minutes and secure the 25–23 victory.

**NOTES**: The **49ers offense** scored a TD on each of their three trips to the red zone (2 rushing TDs, 1 passing TD) against Seattle ... Over the final four games of the season, the **San Francisco offense** scored a TD on all 10 trips inside the red zone (10 TDs; 6 passing, 4 rushing) … The **49ers offense** scored TDs on 30 of 44 (68.2%) trips inside the red zone this season, the highest percentage by the team since 1994 (72.5% – 50 of 69 trips), according to the Elias Sports Bureau … In the 1st qtr., QB **Colin Kaepernick** completed 8 of 8 atts., the second time this season he has completed all of his pass atts. in a single quarter (min. 7 atts. (vs. NYJ (12/11/16) – 7 of 7 atts. for 95 yds. and 1 TD with a perfect passer rating of 158.3) ... **Kaepernick** began the game with 10 consecutive completions for the first time in his career … On the day, **Kaepernick** completed 17 of 22 atts. for 215 yds. and 1 TD and a passer rating of 122.3, his highest passer rating since 10/18/15 (128.2 passer rating vs. Bal.) … Making his first start of the season, RB **Shaun Draughn** registered his first career two TD game, finding the end zone with two, 1–yd. TD runs ... **Draughn** has now registered a career–high 4 rushing TDs this season … On the day, **Draughn** registered 4 recepts. for a career–high 68 yds., including a career–long 29–yd. recept. … **Draughn** finished with 109 total yds. from scrimmage (41 rush, 68 rec.), the highest single game total of his career ... **Draughn** is the first player to lead the team in both rushing and receiving yds. in the same game since RB DuJuan Harris vs. StL (1/3/16; 67 rush yds. and 86 rec. yds.) … **Draughn's** 2nd qtr. TD run finished off a 14–play, 79–yd. drive that took 8:10 off the clock, the longest time of possession resulting in a TD since 9/21/14 at Arz. (RB Carlos Hyde 6–yd. TD run: 14 plays for 80 yds. 8:35) … In the 4th qtr., TE **Garrett Celek** hauled in a 9–yd. TD pass from **Kaepernick**, marking his 3rd TD recept. of the season … WR **Jeremy Kerley** registered a team–high 6 recepts. for 61 yds., marking the first time in his career he has recorded 5–or–more recepts. in four consecutive games [5 recepts. vs. NYJ (21/11); 5 recepts. at Atl. (12/18) and 5 recepts. at LA (12/24)] … DT **Chris Jones** blocked a PAT attempt of K Steven Hauschka in the 2nd qtr., marking the 49ers second blocked PAT attempt of the season [LB Ahmad Brooks blocked a PAT attempt by K Graham Gano at Carolina (9/18/16)] … In the 3rd qtr., the Seahawks snapped the ball out of their own end zone on a punt attempt for a safety, the first safety scored by the 49ers since 10/13/13 (LB Corey Lemonier sacked QB Carson Palmer in the end zone vs. Arz.) … P **Bradley Pinion** averaged 48.2 yds. per punt on 6 atts. against Seattle with 3 punts inside the 20–yd. line and a career–high net avg. of 47.2.

| | 1st | 2nd | 3rd | 4th | Pts |
|---|---|---|---|---|---|
| **Seattle Seahawks** | 3 | 16 | 3 | 3 | 25 |
| **San Francisco** | 7 | 7 | 2 | 7 | 23 |

**SEA** – S. Hauschka, 31 FG (4–8, 1:16)
**SF** – S. Draughn, 1 run (P. Dawson) (7–75, 3:28)
**SF** – S. Draughn, 1 run (P. Dawson) (14–79, 8:10)
**SEA** – S. Hauschka, 32 FG (9–46, 4:24)
**SEA** – L. Willson, 11 pass from R. Wilson (S. Hauschka) (2–15, 0:49)
**SEA** – T. Rawls, 1 run (kick blocked) (5–91, 1:50)
**SEA** – S. Hauschka, 33 FG (6–44, 1:47)
**SEA** – N. Frese fumble out of bounds in end zone for a Safety
**SEA** – S. Hauschka, 28 FG (9–62, 3:58)
**SF** – G. Celek, 9 pass from C. Kaepernick (P. Dawson) (4–35, 2:22)

| TEAM STATISTICS | SEA | SF |
|---|---|---|
| First Downs | 18 | 14 |
| Net Yards Gained | 376 | 253 |
| Rushes/Yards | 25/87 | 31/62 |
| Net Yards Passing | 289 | 191 |
| Att/Comp/INT | 38/23/0 | 22/17/0 |
| Sacked/Yards Lost | 2/11 | 5/24 |
| Punts/Average | 4/46.0 | 6/48.2 |
| Fumbles/Lost | 3/0 | 3/2 |
| Penalties/Yards | 4/34 | 4/25 |
| Time of Possession | 29:34 | 30:26 |
| 3rd Down Efficiency | 3/12 (25%) | 2/11 (18%) |

**RUSHING: SEAHAWKS** – A. Collins 7–55, T. Rawls 8–14–1 TD, T. Boykin 4–7, P. Richardson 1–5, R. Wilson 2–4, J. McKissic 1–2, J. Ryan 1–0, M. Reece 1–0 ... **49ERS** – S. Draughn 21–41–2 TDs, C. Kaepernick 5–16, R. Mostert 1–6, D. Harris 4–(–1).

**RECEIVING: SEAHAWKS** – J. Graham 4–64, P. Richardson 4–40, L. Willson 3–26–1 TD, J. Kearse 2–44, D. Baldwin 2–44, M. Reece 2–26, J. McKissic 2–16, T. McEvoy 2–16, B. Williams 1–20, A. Collins 1–4 ... **49ERS** – J. Kerley 6–61, S. Draughn 4–68, C. Harper 3–25, A. Burbridge 1–24, D. Smelter 1–23, G. Celek 1–9–1 TD, R. Streater 1–5.

**PASSING: SEAHAWKS** – R. Wilson 32–19–258–0–1 TD, T. Boykin 6–4–42–0–0 TDs ... **49ERS** – C. Kaepernick 22–17–215–0–1 TD.

**INTs: SEAHAWKS** – None ... **49ERS** – None.

**SACKS: SEAHAWKS** – B. Wagner 2–7, M. Bennett 1–10, F. Clark 1–7, K. Wright 1–0 ... **49ERS** – Team Sacks 2–11.

**49ERS TURNOVER RATIO: –2** (**SEA**: 0 fumbles, 0 INTs/**SF**: 2 fumbles, 0 INTs).

**Weather:** Clear
**Temperature:** 54 degrees
**Wind:** West Southwest 5 mph
**Playing Surface:** Grass
**Time:** 3:03
**Attendance:** 70,178

# ALL-TIME REGULAR SEASON SERVICE

## MOST SEASONS PLAYED

| | Player | Seasons |
|---|---|---|
| 1. | John Brodie (1957–1973) | 17 |
| 2. | Jerry Rice (1985–2000) | 16 |
| | Jimmy Johnson (1961–1976) | 16 |
| 4. | Charlie Krueger (1959–1973) | 15 |
| | Len Rohde (1960–1974) | 15 |

## MOST CONSECUTIVE GAMES PLAYED

| | Player | Games |
|---|---|---|
| 1. | Brian Jennings (2000–2012) | 208 |
| | Len Rohde (1960–1974) | 208 |
| 3. | Jerry Rice (1985–2000) | 189 |
| 4. | Leo Nomellini (1950–1963) | 174 |

## MOST REGULAR SEASON GAMES PLAYED

| | Player | Pos | Years | Seasons | Games |
|---|---|---|---|---|---|
| 1. | Jerry Rice | WR | 1985–2000 | 16 | 238 |
| 2. | Jimmy Johnson | DB/HB | 1961–1976 | 16 | 213 |
| 3. | Brian Jennings | TE/LS | 2000–2012 | 13 | 208 |
| | Bryant Young | DT | 1994–2007 | 14 | 208 |
| | Len Rohde | T | 1960–1974 | 15 | 208 |
| 6. | John Brodie | QB | 1957–1973 | 17 | 201 |
| 7. | Charlie Krueger | DT | 1959–1973 | 15 | 198 |
| 8. | Keith Fahnhorst | T | 1974–1987 | 14 | 193 |
| 9. | Randy Cross | G/C | 1976–1988 | 13 | 185 |
| 10. | Jesse Sapolu | G/C | 1983–1997 | 15 | 182 |

## MOST REGULAR SEASON GAMES PLAYED BY POSITION

| | Quarterbacks | Pos | Years | Seasons | Games |
|---|---|---|---|---|---|
| 1. | John Brodie | QB | 1957–1973 | 17 | 201 |
| 2. | Joe Montana | QB | 1979–1992 | 14 | 167 |
| 3. | Steve Young | QB | 1987–1999 | 13 | 150 |
| 4. | Y.A. Tittle | QB | 1951–1960 | 10 | 112 |
| 5. | Steve Spurrier | QB | 1967–1975 | 9 | 92 |
| 6. | Alex Smith | QB | 2005–2012 | 8 | 80 |
| 7. | Jeff Garcia | QB | 1999–2003 | 5 | 74 |
| 8. | Colin Kaepernick | QB | 2011–2016 | 6 | 69 |
| 9. | Elvis Grbac | QB | 1993–1996 | 4 | 43 |
| 10. | Steve DeBerg | QB | 1978–1980 | 3 | 39 |
| | Billy Kilmer | QB | 1961–1966 | 6 | 39 |

| | Offensive Linemen | Pos | Years | Seasons | Games |
|---|---|---|---|---|---|
| 1. | Len Rohde | T | 1960–1974 | 15 | 208 |
| 2. | Keith Fahnhorst | T | 1974–1987 | 14 | 193 |
| 3. | Randy Cross | G/C | 1976–1988 | 13 | 185 |
| 4. | Jesse Sapolu | G/C | 1983–1997 | 15 | 182 |
| 5. | Steve Wallace | T | 1986–1996 | 11 | 166 |
| 6. | Bruce Bosley | C/G | 1956–1968 | 13 | 163 |
| **7.** | **Joe Staley** | **T** | **2007–* (11)** | **11** | **158** |
| 8. | John Ayers | G | 1977–1986 | 10 | 148 |
| 9. | Guy McIntyre | G | 1984–1993 | 10 | 145 |
| 10. | Fred Quillan | C | 1978–1987 | 10 | 143 |

| | WRs/TEs | Pos | Years | Seasons | Games |
|---|---|---|---|---|---|
| 1. | Jerry Rice | WR | 1985–2000 | 16 | 238 |
| 2. | Brian Jennings | TE/LS | 2000–2012 | 13 | 208 |
| 3. | Brent Jones | TE | 1987–1997 | 11 | 143 |
| 4. | Vernon Davis | TE | 2006–2015 | 9 | 139 |
| 5. | Mike Wilson | WR | 1981–1990 | 10 | 136 |
| 6. | Dwight Clark | WR | 1979–1987 | 9 | 134 |
| 7. | Gene Washington | WR | 1969–1977 | 9 | 124 |
| 8. | Terrell Owens | WR | 1996–2003 | 8 | 121 |
| | John Taylor | WR | 1987–1995 | 9 | 121 |
| 10. | Freddie Solomon | WR | 1978–1985 | 8 | 114 |

| | Running Backs | Pos | Years | Seasons | Games |
|---|---|---|---|---|---|
| 1. | Frank Gore | RB | 2005–2014 | 10 | 148 |
| 2. | Joe Perry | FB | 1950–1963 | 12 | 131 |
| 3. | Ken Willard | FB | 1965–1973 | 9 | 125 |
| 4. | Roger Craig | RB | 1983–1990 | 8 | 121 |
| 5. | Tom Rathman | FB | 1986–1993 | 8 | 115 |
| 6. | Fred Beasley | FB | 1998–2005 | 8 | 114 |
| 7. | Terry Jackson | RB | 1999–2005 | 7 | 100 |
| 8. | Hugh McElhenny | HB | 1952–1960 | 9 | 97 |
| | J.D. Smith | HB | 1956–1964 | 9 | 97 |
| 10. | Dexter Carter | RB | 1990–1996 | 7 | 90 |

| | Defensive Linemen | Pos | Years | Seasons | Games |
|---|---|---|---|---|---|
| 1. | Bryant Young | DT | 1994–2007 | 14 | 208 |
| 2. | Charlie Krueger | DT | 1959–1973 | 15 | 198 |
| 3. | Leo Nomellini | DT | 1950–1963 | 14 | 174 |
| 4. | Roland Lakes | DT | 1961–1970 | 10 | 140 |
| 5. | Cedrick Hardman | DE | 1970–1979 | 10 | 139 |
| 6. | Tommy Hart | DE | 1968–1977 | 10 | 131 |
| 7. | Isaac Sopoaga | DT | 2005–2012 | 8 | 125 |
| 8. | Michael Carter | NT | 1984–1992 | 9 | 121 |
| 9. | Dwaine Board | DE | 1979–1988 | 10 | 117 |
| 10. | Dennis Brown | DE | 1990–1996 | 7 | 110 |

| | Linebackers | Pos | Years | Seasons | Games |
|---|---|---|---|---|---|
| 1. | Matt Hazeltine | LB | 1955–1968 | 14 | 176 |
| 2. | Keena Turner | LB | 1980–1990 | 11 | 153 |
| | Dave Wilcox | LB | 1964–1974 | 11 | 153 |
| 4. | Frank Nunley | LB | 1967–1976 | 10 | 137 |
| 5. | Willie Harper | LB | 1973–1983 | 11 | 134 |
| | Mike Walter | LB | 1984–1993 | 10 | 134 |
| 7. | Ahmad Brooks | LB | 2009–2016 | 8 | 120 |
| | Jeff Ulbrich | LB | 2000–2009 | 10 | 120 |
| 9. | Skip Vanderbundt | LB | 1969–1977 | 9 | 119 |
| 10. | Patrick Willis | LB | 2007–2014 | 8 | 112 |
| | Ken Norton | LB | 1994–2000 | 7 | 112 |

| | Secondary | Pos | Years | Seasons | Games |
|---|---|---|---|---|---|
| 1. | Jimmy Johnson | DB/HB | 1961–1976 | 16 | 213 |
| 2. | Mel Phillips | DB | 1966–1977 | 12 | 147 |
| 3. | Ronnie Lott | S | 1981–1990 | 10 | 129 |
| 4. | Merton Hanks | S | 1991–1998 | 8 | 125 |
| 5. | Don Griffin | CB | 1986–1993 | 8 | 114 |
| 6. | Tim McDonald | S | 1993–1999 | 7 | 111 |
| 7. | Eric Wright | CB | 1981–1990 | 10 | 110 |
| 8. | Tarell Brown | CB | 2007–2013 | 7 | 100 |
| | Bruce Taylor | CB | 1970–1977 | 8 | 100 |
| 10. | Shawntae Spencer | CB | 2004–2011 | 8 | 98 |

| | Kickers | Pos | Years | Seasons | Games |
|---|---|---|---|---|---|
| 1. | Ray Wersching | K | 1977–1987 | 11 | 155 |
| 2. | Tommy Davis | K | 1959–1969 | 11 | 138 |
| 3. | Mike Cofer | K | 1988–1993 | 6 | 96 |
| 4. | Joe Nedney | K | 2005–2010 | 6 | 86 |
| 5. | Bruce Gossett | K | 1970–1974 | 5 | 70 |

| | Punters | Pos | Years | Seasons | Games |
|---|---|---|---|---|---|
| 1. | Andy Lee | P | 2004–2014 | 11 | 176 |
| 2. | Tom Wittum | P | 1973–1977 | 5 | 70 |
| 3. | Max Runager | P | 1984–1988 | 5 | 59 |
| 4. | Tommy Thompson | P | 1995–1997 | 3 | 48 |
| 5. | Barry Helton | P | 1988–1990 | 3 | 47 |

# ALL-TIME REGULAR SEASON SCORING

## ALL–TIME LEADING SCORERS

| | Player | Years | Gms | TDs | Rsh | Rec | Ret | 2–pt | PAT | FG | Pts |
|---|---|---|---|---|---|---|---|---|---|---|---|
| 1. | Jerry Rice | 1985–2000 | 238 | 187 | 10 | 176 | 1 | 4 | 0/0 | 0/0 | 1,130 |
| 2. | Ray Wersching | 1977–1987 | 155 | 0 | 0 | 0 | 0 | 0 | 409/425 | 190/261 | 979 |
| 3. | Tommy Davis | 1959–1969 | 138 | 0 | 0 | 0 | 0 | 0 | 348/350 | 130/276 | 738 |
| 4. | Mike Cofer | 1988–1993 | 96 | 0 | 0 | 0 | 0 | 0 | 289/296 | 128/191 | 673 |
| 5. | Gordy Soltau | 1950–1958 | 107 | 25 | 0 | 25 | 0 | 0 | 284/303 | 70/139 | 644 |
| 6. | Joe Nedney | 2005–2010 | 86 | 0 | 0 | 0 | 0 | 0 | 154/154 | 129/149 | 541 |
| 7. | Terrell Owens | 1996–2003 | 121 | 83 | 2 | 81 | 0 | 2 | 0/0 | 0/0 | 502 |
| 8. | Bruce Gossett | 1970–1974 | 70 | 0 | 0 | 0 | 0 | 0 | 163/168 | 99/153 | 460 |
| 9. | Frank Gore | 2005–2014 | 148 | 76 | 64 | 11 | 1 | 1 | 0/0 | 0/0 | 458 |
| 10. | Phil Dawson | 2013–2016 | 64 | 0 | 0 | 0 | 0 | 0 | 130/132 | 99/115 | 427 |
| 11. | Roger Craig | 1983–1990 | 121 | 66 | 50 | 16 | 0 | 0 | 0/0 | 0/0 | 396 |
| 12. | Ken Willard | 1965–1973 | 125 | 61 | 45 | 16 | 0 | 0 | 0/0 | 0/0 | 366 |
| 13. | Gene Washington | 1969–1977 | 124 | 59 | 0 | 59 | 0 | 0 | 0/0 | 0/0 | 354 |
| 14. | Joe Perry | 1950–1963 | 131 | 57 | 50 | 7 | 0 | 0 | 6/7 | 1/6 | 351 |
| 15. | Vernon Davis | 2006–2015 | 139 | 55 | 0 | 53 | 0 | 1 | 0/0 | 0/0 | 332 |
| 16. | Hugh McElhenny | 1952–1960 | 97 | 51 | 35 | 15 | 1 | 0 | 0/0 | 0/0 | 306 |
| 17. | David Akers | 2011–2012 | 32 | 0 | 0 | 0 | 0 | 0 | 78/78 | 73/94 | 297 |
| 18. | Billy Wilson | 1951–1960 | 100 | 49 | 0 | 49 | 0 | 0 | 0/0 | 0/0 | 294 |
| 19. | Dwight Clark | 1979–1987 | 134 | 48 | 0 | 48 | 0 | 0 | 0/0 | 0/0 | 288 |
| | Freddie Solomon | 1978–1985 | 114 | 48 | 3 | 43 | 2 | 0 | 0/0 | 0/0 | 288 |

## MOST POINTS IN SINGLE SEASON

| | Player | Year | TDs | XPM | XPA | FGM | FGA | 2pt | Pts |
|---|---|---|---|---|---|---|---|---|---|
| 1. | David Akers | 2011 | 0 | 34 | 34 | (44) + | (52) + | 0 | (166) + |
| 2. | Phil Dawson | 2013 | 0 | 44 | 44 | 32 | 36 | 0 | 140 |
| 3. | Jerry Rice | 1987 | 23 | 0 | 0 | 0 | 0 | 0 | (138) |
| 4. | Mike Cofer | 1989 | 0 | 49 | 51 | 29 | 36 | 0 | 136 |
| 5. | David Akers | 2012 | 0 | 44 | 44 | 29 | 42 | 0 | 131 |
| | Ray Wersching | 1984 | 0 | 56 | [56] | 25 | 35 | 0 | (131) |
| 7. | Jeff Wilkins | 1996 | 0 | 40 | 40 | 30 | 34 | 0 | 130 |
| 8. | Ray Wersching | 1983 | 0 | 51 | 51 | 25 | 30 | 0 | 126 |
| 9. | Gary Anderson | 1997 | 0 | 38 | 38 | 29 | 36 | 0 | 125 |
| 10. | Mike Cofer | 1988 | 0 | 40 | 41 | [27] | (38) | 0 | [121] |
| | Joe Nedney | 2008 | 0 | 34 | 34 | 29 | 33 | 0 | 121 |

(Led NFL) [Led Conference] + NFL Record

## LONGEST FIELDS GOALS

| | Player | Game | Lg |
|---|---|---|---|
| 1. | David Akers | at GB (9/9/12) | 63 |
| 2. | Phil Dawson | at Arz. (12/29/13) | 56 |
| | Joe Nedney | at StL (12/24/05) | 56 |
| | Mike Cofer | at Atl. (10/14/90) | 56 |
| 5. | Phil Dawson | vs. KC (10/5/14) | 55 |
| | Phil Dawson | at NO (11/17/13) | 55 |
| | David Akers | at Det. (10/16/11) | 55 |
| | David Akers | vs. Dal. (9/18/11) | 55 |
| 8. | Phil Dawson | at StL (11/1/15) | 54 |
| | Phil Dawson | at StL (10/13/14) | 54 |
| | David Akers | at Sea. (12/23/12) | 54 |
| | Steve Mike–Mayer | at LA Rams (11/9/75) | 54 |
| | Bruce Gossett | vs. NO (10/21/73) | 54 |
| 11. | Phil Dawson | at Arz. (11/13/16) | 53 |
| | Phil Dawson | vs. Arz. (11/29/15) | 53 |
| | Phil Dawson | vs. Bal. (10/18/15) | 53 |
| | Phil Dawson | vs. Car. (11/10/13) | 53 |
| | Phil Dawson | vs. Arz. (12/28/14) | 53 |
| | David Akers | at Sea. (12/24/11) | 53 |
| | David Akers | at Cin. (9/25/11) | 53 |
| | Joe Nedney | vs. Phi. (10/12/08) | 53 |
| | Ray Wersching | at Det. (9/2/84) | 53 |
| | Tommy Davis | at LA Rams (10/17/65 | 53 |
| | Tommy Davis | vs. Chi. (10/4/64) | 53 |

## ALL–TIME SCORING

| | |
|---|---|
| Touchdowns by Rushing | 1,016 |
| Touchdowns by Receptions | 1,418 |
| Touchdowns by Interception Return | 84 |
| Touchdowns by Kickoff Return | 21 |
| Touchdowns by Punt Return | 30 |
| Fields Goals Made | 1,248 |
| Safeties | 35 |

## 50+YARD FIELD GOALS, Career

| | Player | No. |
|---|---|---|
| 1. | Phil Dawson | 14 |
| 2. | Joe Nedney | 10 |
| 3. | David Akers | 9 |
| 4. | Mike Cofer | 5 |
| 5. | Tommy Davis | 4 |
| | Ray Wersching | 4 |
| 7. | Bruce Gossett | 2 |
| | Todd Peterson | 2 |

## FIELD GOAL PCT., Career

| | Player | Pct. |
|---|---|---|
| 1. | Joe Nedney, 129–149 | 86.6 |
| 2. | Phil Dawson, 99–115 | 86.1 |
| 3. | Ray Wersching, 190–261 | 72.8 |
| 4. | Mike Cofer, 128–191 | 67.0 |

## SAFETIES, Career

| | Player | Safeties |
|---|---|---|
| 1. | Bryant Young | 3 |
| | Charlie Krueger | 3 |
| 3. | Leo Nomellini | 2 |
| 4. | 18 Players | 1 |

Last: Team 1/1/17 vs. Sea.

## MOST TOUCHDOWNS, Career

| | Player | TD |
|---|---|---|
| 1. | Jerry Rice (WR) | 187 |
| 2. | Terrell Owens (WR) | 83 |
| 3. | Frank Gore (RB) | 76 |
| 4. | Roger Craig (RB) | 66 |
| 5. | Ken Willard (FB) | 61 |
| 6. | Gene Washington (WR) | 59 |
| 7. | Joe Perry (FB) | 57 |
| 8. | Vernon Davis (TE) | 55 |
| 9. | Hugh McElhenny (HB) | 51 |
| 10. | Billy Wilson (E) | 49 |

## MOST FGs MADE, Career

| | Player | FGM |
|---|---|---|
| 1. | Ray Wersching | 190 |
| 2. | Tommy Davis | 130 |
| 3. | Joe Nedney | 129 |
| 4. | Mike Cofer | 128 |
| 5. | Phil Dawson | 99 |
| | Bruce Gossett | 99 |
| 7. | David Akers | 73 |
| 8. | Gordie Soltau | 70 |
| 9. | Wade Richey | 54 |
| 10. | Jeff Wilkins | 42 |

## MOST FGs ATTEMPTED, Career

| | Player | FGA |
|---|---|---|
| 1. | Tommy Davis | 276 |
| 2. | Ray Wersching | 261 |
| 3. | Mike Cofer | 191 |
| 4. | Bruce Gossett | 153 |
| 5. | Joe Nedney | 149 |
| 6. | Gordie Soltau | 139 |
| 7. | Phil Dawson | 115 |
| 8. | David Akers | 94 |
| 9. | Wade Richey | 72 |
| 10. | Steve Mike–Mayer | 56 |

## MOST PATs MADE, Career

| | Player | PAT |
|---|---|---|
| 1. | Ray Wersching | 409 |
| 2. | Tommy Davis | 348 |
| 3. | Mike Cofer | 289 |
| 4. | Gordie Soltau | 284 |
| 5. | Bruce Gossett | 163 |
| 6. | Joe Nedney | 154 |
| 7. | Phil Dawson | 130 |
| 8. | Wade Richey | 122 |
| 9. | Doug Brien | 79 |
| 10. | David Akers | 78 |

## MOST PATs ATTEMPTED, Career

| | Player | PAT |
|---|---|---|
| 1. | Ray Wersching | 425 |
| 2. | Tommy Davis | 350 |
| 3. | Gordie Soltau | 303 |
| 4. | Mike Cofer | 296 |
| 5. | Bruce Gossett | 168 |
| 6. | Joe Nedney | 154 |
| 7. | Phil Dawson | 132 |
| 8. | Wade Richey | 127 |
| 9. | Doug Brien | 81 |
| 10. | David Akers | 78 |

# ALL-TIME REGULAR SEASON SCORING

## TOP SINGLE–GAME SCORING PERFORMANCES

### MOST POINTS

| | Player | Game | Points |
|---|---|---|---|
| 1. | Jerry Rice (WR) | at Atl. (10/14/90) – 5 TDs | 30 |
| 2. | Gordie Soltau (E) | vs. LA Rams (10/28/51) – 3 TDs, 1 FG, 5 PATs | 26 |
| 3. | Jerry Rice (WR) | at TB (11/14/93) – 4 TDs | 24 |
| | Billy Kilmer (QB) | at Min. (10/15/61) – 4 TDs | 24 |
| 5. | Jeff Wilkins (K) | vs. Atl. (9/29/96) – 6 FGs, 3 PATs | 21 |
| | Gordie Soltau (E) | vs. Bal. (12/13/53) – 2 TDs, 1FG, 6 PATs | 21 |

### MOST TOUCHDOWNS

| | Player | Game | TDs |
|---|---|---|---|
| 1. | Jerry Rice (WR) | at Atl. (10/14/90) | 5 |
| 2. | Jerry Rice (WR) | at TB (11/14/93) | 4 |
| | Billy Kilmer (QB) | at Min. (10/15/61) | 4 |

### MOST FIELD GOALS MADE

| | Player | Game | FGM |
|---|---|---|---|
| 1. | **Robbie Gould** | **vs. Ten. (12/17/17)** | **6** |
| | Jeff Wilkins | vs. Atl. (9/29/96) | 6 |
| | Ray Wersching | at NO (10/16/83) | 6 |
| 3. | **Robbie Gould** | **at Chi. (12/3/17)** | **5** |
| | **Robbie Gould** | **at Arz. (10/1/17)** | **5** |
| | Joe Nedney | vs. TB (10/30/05) | 5 |
| | Jeff Chandler | vs. Chi. (9/7/03) | 5 |
| | Bruce Gossett | at Den. (9/23/73) | 5 |

### MOST FIELD GOALS ATTEMPTED

| | Player | Game | FGA |
|---|---|---|---|
| 1. | **Robbie Gould** | **vs. Ten. (12/17/17)** | **6** |
| | David Akers | vs. Arz. (11/20/11) | 6 |
| | Joe Nedney | vs. TB (10/30/05) | 6 |
| | Jeff Wilkins | vs. Atl. (9/29/96) | 6 |
| | Ray Wersching | at NO (10/16/83) | 6 |
| | Tommy Davis | at LA Rams (10/17/65) | 6 |
| | Tommy Davis | at Dal. (11/20/60) | 6 |
| | Gordie Soltau | at GB (11/23/58) | 6 |

### MOST PATs MADE

| | Player | Game | PATs Made |
|---|---|---|---|
| 1. | Mike Cofer | vs. Atl. (10/18/92) | 8 |
| 2. | Mike Cofer | at Det. (12/19/93) | 7 |
| | Mike Cofer | vs. Chi. (12/23/91) | 7 |
| | Bruce Gossett | at Atl. (10/29/72) | 7 |
| | Tommy Davis | vs. Chi. (9/19/65) | 7 |
| | Tommy Davis | at Det. (10/1/61) | 7 |

### MOST PATs ATTEMPTED

| | Player | Game | PATs Att. |
|---|---|---|---|
| 1. | Mike Cofer | vs. Atl. (10/18/92) | 8 |
| 2. | Mike Cofer | at Det. (12/19/93) | 7 |
| | Mike Cofer | vs. Chi. (12/23/91) | 7 |
| | Bruce Gossett | at Atl. (10/29/72) | 7 |
| | Tommy Davis | vs. Chi. (9/19/65) | 7 |
| | Tommy Davis | at Det. (10/1/61) | 7 |

### MOST CONSECUTIVE FIELD GOALS MADE

| | Player | FG |
|---|---|---|
| 1. | Phil Dawson (10/6/13 to 12/29/13) | 27 |
| **2.** | **Robbie Gould (10/29/17 to present)** | **23** |
| 3. | Phil Dawson (9/14/15 to 12/13/15) | 19 |
| 4. | Joe Nedney (11/26/06 to 9/30/07) | 18 |
| 5. | Mike Cofer (12/4/88 to 10/1/89) | 17 |
| 6. | Wade Richey (12/27/98 to 11/7/99) | 16 |
| | Gary Anderson (9/14/97 to 11/10/97) | 16 |
| 8. | David Akers (10/9/11 to 11/13/11) | 15 |
| | **Robbie Gould (9/10/17 to 10/15/17)** | **15** |
| 10. | Phil Dawson (10/2/16 to 12/4/16) | 14 |

### MOST TOUCHDOWNS, Season

| | Player | TD |
|---|---|---|
| 1. | Jerry Rice (1987), 22 rec., 1 rush | 23 |
| 2. | Jerry Rice (1995), 15 rec., 1 rush, 1 fum. rec. | 17 |
| | Jerry Rice (1989), 17 rec. | 17 |
| 4. | Terrell Owens (2001), 16 rec. | 16 |
| | Jerry Rice (1993), 15 rec, 1 rush | 16 |
| | Jerry Rice (1986), 15 rec., 1 rush | 16 |

### MOST FGs MADE, Season

| | Player | FGM |
|---|---|---|
| 1. | David Akers (2011) | 44 |
| **2.** | **Robbie Gould (2017)** | **39** |
| 3. | Phil Dawson (2013) | 32 |
| 4. | Jeff Wilkins (1996) | 30 |
| 5. | David Akers (2012) | 29 |
| | Joe Nedney (2008) | 29 |
| | Joe Nedney (2006) | 29 |
| | Gary Anderson (1997) | 29 |
| | Mike Cofer (1989) | 29 |

### MOST CONSECUTIVE GAMES WITH FG MADE

| | Player | Games |
|---|---|---|
| 1. | David Akers (9/11/11 to 12/30/12) | 32 |
| 2. | Bruce Gossett (11/29/70 to 10/1/72) | 21 |

### MOST FGs ATTEMPTED, Season

| | Player | FGA |
|---|---|---|
| 1. | David Akers (2011) | 52 |
| 2. | David Akers (2012) | 42 |
| **3.** | **Robbie Gould (2017)** | **41** |
| 4. | Mike Cofer (1988) | 38 |
| 5. | Phil Dawson (2013) | 36 |
| | Gary Anderson (1997) | 36 |
| | Mike Cofer (1990) | 36 |
| | Mike Cofer (1989) | 36 |
| | Bruce Gossett (1971) | 36 |

### MOST PATs MADE, Season

| | Player | PAT |
|---|---|---|
| 1. | Doug Brien (1994) | 60 |
| 2. | Mike Cofer (1993) | 59 |
| 3. | Ray Wersching (1984) | 56 |
| 4. | Mike Cofer (1992) | 53 |
| 5. | Ray Wersching (1985) | 52 |
| | Tommy D avis (1965) | 52 |

### MOST CONSECUTIVE PATs MADE

| | Player | PAT |
|---|---|---|
| 1. | Tommy Davis (9/27/59 to 12/12/65) | 234 |

### MOST PATs ATTEMPTED, Season

| | Player | PAT |
|---|---|---|
| 1. | Doug Brien (1994) | 62 |
| 2. | Mike Cofer (1993) | 61 |
| 3. | Ray Wersching (1984) | 56 |
| 4. | Mike Cofer (1992) | 54 |
| 5. | Ray Wersching (1985) | 53 |
| | Tommy Davis (1965) | 53 |

### MOST CONSECUTIVE GAMES WITH A TOUCHDOWN

| | Player | Games |
|---|---|---|
| 1. | Jerry Rice (12/19/86 to 12/27/87) | 13 |
| 2. | Terrell Owens (11/8/98 to 12/27/98) | 8 |
| | Jerry Rice (12/8/89 to 11/27/89) | 8 |
| | Dave Parks (11/7/65 to 9/11/66) | 8 |

# ALL-TIME REGULAR SEASON PASSING

## ALL–TIME LEADING PASSERS (BY YARDS)

| | Player | Years | Gms | Att | Cmp | Pct | Yards | TD | INT | Lg | QB Rat | INT Pct. |
|---|---|---|---|---|---|---|---|---|---|---|---|---|
| 1. | Joe Montana | 1979–1992 (14) | 167 | 4,600 | 2,929 | 63.7 | 35,124 | 244 | 123 | 96t | 93.5 | 2.7 |
| 2. | John Brodie | 1957–1973 (17) | 201 | 4,491 | 2,469 | 55.0 | 31,548 | 214 | 224 | 83t | 72.3 | 5.0 |
| 3. | Steve Young | 1987–1999 (13) | 150 | 3,648 | 2,400 | 65.8 | 29,907 | 221 | 86 | 97t | 101.4 | 2.4 |
| 4. | Jeff Garcia | 1999–2003 (5) | 74 | 2,360 | 1,449 | 61.4 | 16,408 | 113 | 56 | 76t | 88.3 | 2.4 |
| 5. | Y.A. Tittle | 1951–1960 (10) | 112 | 2,194 | 1,226 | 55.9 | 16,016 | 108 | 134 | 78t | 70.0 | 6.1 |
| 6. | Alex Smith | 2005–2012 (8) | 80 | 2,177 | 1,290 | 59.3 | 14,280 | 81 | 63 | 75 | 79.1 | 2.9 |
| 7. | Colin Kaepernick | 2011–2016 (6) | 69 | 1,692 | 1,011 | 59.8 | 12,271 | 72 | 30 | 80t | 88.9 | 1.8 |
| 8. | Steve DeBerg | 1978–1980 (3) | 39 | 1,201 | 670 | 55.8 | 7,220 | 37 | 60 | 93t | 63.1 | 5.0 |
| 9. | Steve Spurrier | 1967–1975 (9) | 92 | 840 | 441 | 52.5 | 5,250 | 33 | 48 | 81t | 61.2 | 5.7 |
| 10. | Tim Rattay | 2000–2005 (6) | 32 | 586 | 356 | 60.8 | 3,941 | 24 | 18 | 89t | 81.6 | 3.1 |
| 11. | Frankie Albert | 1950–1952 (3) | 36 | 601 | 316 | 52.6 | 3,847 | 27 | 43 | 60 | 57.7 | 7.2 |
| 12. | Shaun Hill | 2007–2009 (3) | 18 | 522 | 322 | 61.7 | 3,490 | 23 | 11 | 61 | 87.3 | 2.1 |
| 13. | Jim Plunkett | 1976–1977 (2) | 26 | 491 | 254 | 51.7 | 3,285 | 22 | 30 | 85t | 62.5 | 6.1 |
| 14. | Elvis Grbac | 1994–1996 (3) | 42 | 430 | 284 | 66.0 | 3,098 | 18 | 16 | 81t | 85.6 | 3.7 |
| 15. | Blaine Gabbert | 2014–2016 (3) | 15 | 449 | 272 | 60.6 | 2,994 | 16 | 13 | 75t | 80.2 | 2.9 |
| 16. | Steve Bono | 1989–1993 (5) | 34 | 359 | 220 | 61.3 | 2,558 | 14 | 7 | 78 | 87.7 | 1.9 |
| 17. | Ken Dorsey | 2004–2005 (2) | 11 | 316 | 171 | 54.1 | 1,712 | 8 | 11 | 59 | 63.7 | 3.5 |
| 18. | George Mira | 1964–1968 (5) | 47 | 240 | 112 | 46.7 | 1,711 | 17 | 14 | 79t | 70.0 | 5.8 |
| 19. | Norm Snead | 1974–1975 (2) | 12 | 237 | 138 | 58.2 | 1,705 | 11 | 11 | 60t | 76.7 | 4.6 |
| 20. | J.T. O'Sullivan | 2008 (1) | 9 | 220 | 128 | 58.2 | 1,678 | 8 | 11 | 63 | 73.6 | 5.0 |

## MOST PASSING YARDS IN SINGLE SEASON

| | Player | Year | Att | Cmp | Pct | Yards | TD | INT | Lg | QB Rat | INT Pct |
|---|---|---|---|---|---|---|---|---|---|---|---|
| 1. | Jeff Garcia | 2000 | 561 | 355 | 63.3 | 4,278 | 31 | 10 | 69t | 97.6 | 1.8 |
| 2. | Steve Young | 1998 | 517 | 322 | 62.3 | 4,170 | 36 | 12 | 81t | 101.1 | 2.3 |
| 3. | Steve Young | 1993 | 462 | 314 | 68.0 | 4,023 | 29 | 16 | 80t | 101.5 | 3.5 |
| 4. | Steve Young | 1994 | 461 | 324 | 70.3 | 3,969 | 35 | 10 | 69t | 112.8 | 2.2 |
| 5. | Joe Montana | 1990 | 520 | 321 | 61.7 | 3,944 | 26 | 16 | 78t | 89.0 | 3.1 |
| 6. | Joe Montana | 1983 | 515 | 332 | 64.5 | 3,910 | 26 | 12 | 77t | 94.6 | 2.3 |
| 7. | Joe Montana | 1985 | 494 | 303 | 61.3 | 3,653 | 27 | 13 | 73 | 91.3 | 2.6 |
| 8. | Steve DeBerg | 1979 | 578 | 347 | 60.0 | 3,652 | 17 | 21 | 50 | 73.1 | 3.6 |
| 9. | Joe Montana | 1984 | 432 | 279 | 64.6 | 3,630 | 28 | 10 | 80t | 102.9 | 2.3 |
| 10. | Joe Montana | 1981 | 488 | 311 | 63.7 | 3,565 | 19 | 12 | 78t | 88.4 | 2.5 |

Led NFL  Led Conference

## MOST CONSECUTIVE COMPLETIONS

| | Player | Game(s) | Cmp |
|---|---|---|---|
| 1. | Joe Montana | last 5 vs. Cle. (11/29/87)<br>first 17 at GB (12/6/87) | 22 |
| 2. | Steve Young | at Was. (11/24/96) | 19 |

## CONSECUTIVE PASSES WITHOUT INTERCEPTION

| | Player | Game(s) | Atts |
|---|---|---|---|
| 1. | Alex Smith | 12 passes at Bal. (11/24/11) to<br>33 passes at Min. (9/23/12) | 249 |
| 2. | Steve Young | 22 passes vs. Min. (10/3/93) to<br>12 passes at LA Rams (11/28/93) | 184 |
| 3. | Joe Montana | 12 passes at Phi. (9/24/89) to<br>6 passes vs. GB (11/19/89) | 154 |

## CONSECUTIVE GAMES WITH TOUCHDOWN PASS

| | Player | Game(s) | Gms |
|---|---|---|---|
| 1. | C. Kaepernick | at NO (10/17/13) to vs. Was. (11/23/14) | 18 |
| | Steve Young | at Det. (10/9/94) to vs. StL (11/26/95)<br>note: DNP in 5 games in 1995 | 18 |
| 3. | Steve Young | vs. NYJ (9/6/98) to vs. StL (12/27/98)<br>note: EQ on 11/8/98 | 15 |
| | Jeff Garcia | at SD (12/3/00) to vs. Buf. (12/2/01) | 15 |

## BEST QB RATING, Career

| | Player | QB Rat |
|---|---|---|
| 1. | Steve Young | 101.4 |
| 2. | Joe Montana | 93.5 |
| 3. | Colin Kaepernick | 88.9 |
| 4. | Jeff Garcia | 88.3 |
| 5. | Shaun Hill | 87.3 |
| 6. | Tim Rattay | 81.6 |
| 7. | Alex Smith | 79.1 |
| 8. | John Brodie | 72.3 |
| 9. | Y.A. Tittle | 70.0 |
| 10. | Steve DeBerg | 63.1 |

*(min. 500 attempts)*

## AVG Yds PER ATTEMPT, Career

| | Player | Y/A |
|---|---|---|
| 1. | Steve Young | 8.2 |
| 2. | Joe Montana | 7.6 |
| 3. | Colin Kaepernick | 7.3 |
| 4. | Y.A. Tittle | 7.3 |
| 5. | John Brodie | 7.0 |

*(min. 500 attempts)*

## MOST ATTEMPTS, Career

| | Player | Att |
|---|---|---|
| 1. | Joe Montana | 4,600 |
| 2. | John Brodie | 4,491 |
| 3. | Steve Young | 3,648 |
| 4. | Jeff Garcia | 2,360 |
| 5. | Y.A. Tittle | 2,194 |
| 6. | Alex Smith | 2,177 |
| 7. | Colin Kaepernick | 1,692 |
| 8. | Steve DeBerg | 1,201 |
| 9. | Steve Spurrier | 840 |
| 10. | Frankie Albert | 601 |

## MOST COMPLETIONS, Career

| | Player | Comp |
|---|---|---|
| 1. | Joe Montana | 2,929 |
| 2. | John Brodie | 2,469 |
| 3. | Steve Young | 2,400 |
| 4. | Jeff Garcia | 1,449 |
| 5. | Alex Smith | 1,290 |
| 6. | Y.A. Tittle | 1,226 |
| 7. | Colin Kaepernick | 1,011 |
| 8. | Steve DeBerg | 670 |
| 9. | Steve Spurrier | 441 |
| 10. | Tim Rattay | 356 |

## MOST TD PASSES, Career

| | Player | TD |
|---|---|---|
| 1. | Joe Montana | 244 |
| 2. | Steve Young | 221 |
| 3. | John Brodie | 214 |
| 4. | Jeff Garcia | 113 |
| 5. | Y.A. Tittle | 108 |
| 6. | Alex Smith | 81 |
| 7. | Colin Kaepernick | 72 |
| 8. | Steve DeBerg | 37 |
| 9. | Steve Spurrier | 33 |
| 10. | Frankie Albert | 27 |

## MOST INTs, Career

| | Player | INT |
|---|---|---|
| 1. | John Brodie | 224 |
| 2. | Y.A. Tittle | 134 |
| 3. | Joe Montana | 123 |
| 4. | Steve Young | 86 |
| 5. | Alex Smith | 63 |
| 6. | Steve DeBerg | 60 |
| 7. | Jeff Garcia | 56 |
| 8. | Steve Spurrier | 48 |
| 9. | Frankie Albert | 43 |
| 10. | Colin Kaepernick | 30 |
| | Jim Plunkett | 30 |

## BEST COMPLETION PCT., Career

| | Player | Comp. % |
|---|---|---|
| 1. | Steve Young | 65.8 |
| 2. | Joe Montana | 63.7 |
| 3. | Shaun Hill | 61.7 |
| 4. | Jeff Garcia | 61.4 |
| 5. | Tim Rattay | 60.8 |
| 6. | Colin Kaepernick | 59.8 |
| 7. | Alex Smith | 59.3 |
| 8. | Y.A. Tittle | 55.9 |
| 9. | Steve DeBerg | 55.8 |
| 10. | John Brodie | 55.0 |

*(min. 500 attempts)*

# ALL-TIME REGULAR SEASON PASSING

## TOP SINGLE–GAME PASSING

### MOST PASSING YARDS

| | Player | Game | Yards |
|---|---|---|---|
| 1. | Joe Montana | at Atl. (10/14/90) | 476 |
| 2. | Steve Young | at LA Rams (11/28/93) | 462 |
| 3. | Joe Montana | at LA Rams (12/11/89) | 458 |
| 4. | Steve Young | vs. Buf. (9/13/92) | 449 |
| 5. | Joe Montana | at Was. (11/17/86) | 441 |

### MOST ATTEMPTS

| | Player | Game | Att |
|---|---|---|---|
| 1. | Joe Montana | at Was. (11/17/86) | 60 |
| 2. | Joe Montana | at Atl. (10/6/85) | 57 |
| | Tim Rattay | vs. Arz. (10/10/04) | 57 |
| 4. | Jeff Garcia | at Dal. (12/8/02) | 55 |
| 5. | Jeff Garcia | at Car. (11/18/01) | 54 |
| | Steve DeBerg | at Atl. (12/16/79) | 54 |
| | John Brodie | at Chi. (11/13/66) | 54 |

### MOST COMPLETIONS

| | Player | Game | Cmp |
|---|---|---|---|
| 1. | Tim Rattay | vs. Arz. (10/10/04) | 38 |
| 2. | Joe Montana | at Atl. (10/6/85) | 37 |
| 3. | Jeff Garcia | vs. Chi. (12/17/00) | 36 |
| | Jeff Garcia | at Dal. (12/8/02) | 36 |
| 5. | Jeff Garcia | at Car. (11/18/01) | 34 |
| | Joe Montana | at Pit. (9/13/87) | 34 |

### MOST TOUCHDOWN PASSES

| | Player | Game | TD |
|---|---|---|---|
| 1. | Joe Montana | at Atl. (10/14/90) | 6 |
| 2. | Joe Montana | at Phi. (9/24/89) | 5 |
| | Joe Montana | at Atl. (10/6/85) | 5 |
| | Steve Spurrier | at Chi. (11/19/72) | 5 |
| | John Brodie | at Min. (11/28/65) | 5 |

### MOST INTERCEPTIONS

| | Player | Game | INT |
|---|---|---|---|
| 1. | John Brodie | at Det. (11/4/73) | 6 |
| 2. | Steve DeBerg | at Dal. (10/12/80) | 5 |
| | Scott Bull | vs. Pit. (11/27/78) | 5 |
| | Tom Owen | at Cle. (12/1/74) | 5 |
| | John Brodie | vs. Bal. (11/29/64) | 5 |
| | Y.A. Tittle | vs. Bal. (12/5/59) | 5 |
| | Y.A. Tittle | at Bal. (11/30/58) | 5 |
| | Frankie Albert | vs. Pit. (12/7/52) | 5 |

### HIGHEST COMPLETION PERCENTAGE (20+ atts)

| | Player | Game | Pct. |
|---|---|---|---|
| 1. | Steve Young | vs. Det. (10/20/91), 18–20 | 90.0 |
| 2. | Steve Young | vs. NO (9/14/97), 18–21 | 85.7 |
| 3. | John Brodie | vs. Atl. (9/29/68), 17–20 | 85.0 |
| 4. | Joe Montana | vs. Atl. (9/25/83), 27–32 | 84.4 |

### AVERAGE YARDS PER ATTEMPT (20+ atts)

| | Player | Game | Y/A |
|---|---|---|---|
| 1. | Steve Young | vs. Det. (12/19/93) | 15.39 |
| 2. | Steve Young | vs. LA Rams (11/28/93) | 14.44 |
| 3. | Steve Young | vs. Atl. (10/18/92) | 14.25 |
| 4. | Steve Young | vs. Atl. (9/21/97) | 14.00 |

### MOST ATTEMPTS, Season

| | Player | Att |
|---|---|---|
| 1. | Steve DeBerg (1979) | 578 |
| 2. | Jeff Garcia (2000) | 561 |
| 3. | Jeff Garcia (2002) | 528 |
| 4. | Joe Montana (1990) | 520 |
| 5. | Steve Young (1998) | 517 |

### MOST COMPLETIONS, Season

| | Player | Cmp |
|---|---|---|
| 1. | Jeff Garcia (2000) | 355 |
| 2. | Steve DeBerg (1979) | 347 |
| 3. | Joe Montana (1983) | 332 |
| 4. | Jeff Garcia (2002) | 328 |
| 5. | Steve Young (1994) | 324 |

### MOST TD PASSES, Season

| | Player | TD |
|---|---|---|
| 1. | Steve Young (1998) | 36 |
| 2. | Steve Young (1994) | 35 |
| 3. | Jeff Garcia (2001) | 32 |
| 4. | Jeff Garcia (2000) | 31 |
| | Joe Montana (1987) | 31 |

### MOST INTs, Season

| | Player | INT |
|---|---|---|
| 1. | Y.A. Tittle (1955) | 28 |
| 2. | John Brodie (1971) | 24 |
| 3. | Frankie Albert (1950) | 23 |
| 4. | Steve DeBerg (1978) | 22 |
| | John Brodie (1966) | 22 |

### BEST COMP. PCT., Season

| | Player | Pct |
|---|---|---|
| 1. | Steve Young (1994) | 70.3 |
| 2. | Joe Montana (1989) | 70.2 |
| 3. | Steve Young (1993) | 68.0 |
| 4. | Steve Young (1996) | 67.7 |
| 5. | Steve Young (1997) | 67.7 |

### BEST QB RATING, Season

| | Player | Rat |
|---|---|---|
| 1. | Steve Young (1994) | 112.8 |
| 2. | Joe Montana (1989) | 112.4 |
| 3. | Steve Young (1992) | 107.0 |
| 4. | Steve Young (1997) | 104.7 |
| 5. | Joe Montana (1984) | 102.9 |

### FEWEST INTs, Season

| | Player | INT |
|---|---|---|
| 1. | Alex Smith (2011) | 5 |
| 2. | Steve Young (1997) | 6 |
| | Steve Young (1996) | 6 |
| 4. | Steve Young (1992) | 7 |
| 5. | Colin Kaepernick (2013) | 8 |
| | Shaun Hill (2008) | 8 |
| | Joe Montana (1989) | 8 |
| | Steve Young (1991) | 8 |

### AVG Yds PER ATTEMPT, Season

| | Player | Y/A |
|---|---|---|
| 1. | John Brodie (1961) | 9.14 |
| 2. | Joe Montana (1989) | 9.12 |
| 3. | Steve Young (1991) | 9.02 |
| 4. | Steve Young (1993) | 8.71 |
| 5. | Steve Young (1992) | 8.62 |

### 49ERS QB WINS/LOSSES AS STARTER

| Player | Win | Loss | Ties | Pct |
|---|---|---|---|---|
| Joe Montana | 100 | 39 | | 0.719 |
| Steve Young | 91 | 33 | | 0.734 |
| John Brodie | 74 | 77 | 8 | 0.491 |
| Y.A. Tittle | 45 | 31 | 2 | 0.592 |
| Alex Smith | 38 | 36 | 1 | 0.513 |
| Jeff Garcia | 35 | 36 | | 0.493 |
| Colin Kaepernick | 28 | 30 | | 0.483 |
| Steve Spurrier | 13 | 12 | 1 | 0.519 |
| Frankie Albert | 13 | 16 | 1 | 0.448 |
| Jim Plunkett | 11 | 15 | | 0.423 |
| Shaun Hill | 10 | 6 | | 0.625 |
| Steve DeBerg | 7 | 28 | | 0.200 |
| Elvis Grbac | 6 | 3 | | 0.667 |
| Steve Bono | 5 | 1 | | 0.833 |
| **Jimmy Garoppolo** | **5** | **0** | | **1.000** |
| George Mira | 4 | 2 | | 0.667 |
| Tom Owen | 4 | 4 | | 0.500 |
| Tim Rattay | 4 | 12 | | 0.250 |
| Jeff Kemp | 3 | 2 | 1 | 0.583 |
| Troy Smith | 3 | 3 | | 0.500 |
| Scott Bull | 3 | 4 | | 0.429 |
| Joe Reed | 3 | 4 | | 0.429 |
| Blaine Gabbert | 4 | 9 | | 0.308 |
| Matt Cavanaugh | 2 | 0 | | 1.000 |
| Norm Snead | 2 | 5 | | 0.286 |
| J.T. O'Sullivan | 2 | 6 | | 0.250 |
| Lamar McHan | 2 | 7 | | 0.222 |
| Ken Dorsey | 2 | 8 | | 0.200 |
| Bob Gagliano | 1 | 0 | | 1.000 |
| Jimmy Cason | 1 | 0 | | 1.000 |
| Jim Druckenmiller | 1 | 0 | | 1.000 |
| Ty Detmer | 1 | 0 | | 1.000 |
| Mike Moroski | 1 | 1 | | 0.500 |
| Jimmy Powers | 1 | 1 | | 0.500 |
| Earl Morrall | 1 | 3 | | 0.250 |
| **C.J. Beathard** | **1** | **4** | | **0.200** |
| Trent Dilfer | 1 | 5 | | 0.167 |
| Chris Weinke | 0 | 1 | | 0.000 |
| Bobby Waters | 0 | 2 | | 0.000 |
| Dennis Morrison | 0 | 2 | | 0.000 |
| Cody Pickett | 0 | 2 | | 0.000 |
| Steve Stenstrom | 0 | 3 | | 0.000 |
| Brian Hoyer | 0 | 6 | | 0.000 |
| | **528** | **460** | **14** | **0.534** |

### 300–YARD GAMES, Career

| | Player | Games |
|---|---|---|
| 1. | Joe Montana | 35 |
| 2. | Steve Young | 28 |
| 3. | Jeff Garcia | 14 |
| 4. | John Brodie | 6 |

### 300–YARD GAMES, Season

| | Player | Games |
|---|---|---|
| 1. | Steve Young (1998) | 7 |
| 2. | Jeff Garcia (2000) | 6 |
| 3. | Steve Young (1994) | 5 |
| | Joe Montana (1982, '85, '87, '90) | 5 |

# STARTING QB YEARLY RECORDS

| Year | Player | Record as a Starter |
|---|---|---|
| 1950 | Frankie Albert | 3–9 |
| 1951 | Frankie Albert | 6–4–1 |
| | Y.A. Tittle | 1–0 |
| 1952 | Frankie Albert | 4–3 |
| | Y.A. Tittle | 3–2 |
| 1953 | Y.A. Tittle | 8–2 |
| | Jim Powers | 1–1 |
| 1954 | Y.A. Tittle | 6–4–1 |
| | Jim Cason | 1–0 |
| 1955 | Y.A. Tittle | 4–8 |
| 1956 | Y.A. Tittle | 4–3–1 |
| | Earl Morrall | 1–3 |
| 1957 | Y.A. Tittle | 7–4 |
| | John Brodie | 1–0 |
| 1958 | Y.A. Tittle | 3–3 |
| | John Brodie | 3–3 |
| 1959 | Y.A. Tittle | 6–4 |
| | John Brodie | 1–1 |
| 1960 | John Brodie | 4–4 |
| | Y.A. Tittle | 3–1 |
| 1961 | John Brodie | 7–6–1 |
| 1962 | John Brodie | 6–8 |
| 1963 | Lamar McHan | 2–7 |
| | John Brodie | 0–3 |
| | Bob Waters | 0–2 |
| 1964 | John Brodie | 3–9 |
| | George Mira | 1–1 |
| 1965 | John Brodie | 7–5–1 |
| | George Mira | 0–1 |
| 1966 | John Brodie | 5–6–2 |
| | George Mira | 1–0 |
| 1967 | John Brodie | 5–5 |
| | George Mira | 2–0 |
| | Steve Spurrier | 0–2 |
| 1968 | John Brodie | 7–6–1 |
| 1969 | John Brodie | 2–6–2 |
| | Steve Spurrier | 2–2 |
| 1970 | John Brodie | 10–3–1 |
| 1971 | John Brodie | 9–5 |
| 1972 | John Brodie | 2–3 |
| | Steve Spurrier | 6–2–1 |
| 1973 | John Brodie | 2–4 |
| | Steve Spurrier | 2–3 |
| | Joe Reed | 1–2 |
| 1974 | Tom Owen | 4–3 |
| | Joe Reed | 2–2 |
| | Dennis Morrison | 0–2 |
| | Norm Snead | 0–1 |
| 1975 | Norm Snead | 2–5 |
| | Steve Spurrier | 3–3 |
| | Tom Owen | 0–1 |
| 1976 | Jim Plunkett | 6–6 |
| | Scott Bull | 2–0 |
| 1977 | Jim Plunkett | 5–9 |
| 1978 | Steve DeBerg | 1–10 |
| | Scott Bull | 1–4 |
| 1979 | Steve DeBerg | 2–13 |
| | Joe Montana | 0–1 |
| 1980 | Steve DeBerg | 4–5 |
| | Joe Montana | 2–5 |
| 1981 | Joe Montana | 13–3 |
| 1982 | Joe Montana | 3–6 |
| 1983 | Joe Montana | 10–6 |
| 1984 | Joe Montana | 14–1 |
| | Matt Cavanaugh | 1–0 |
| 1985 | Joe Montana | 9–6 |
| | Matt Cavanaugh | 1–0 |
| 1986 | Joe Montana | 6–2 |
| | Jeff Kemp | 3–2–1 |
| | Mike Moroski | 1–1 |
| 1987 | Joe Montana | 10–1 |
| | Steve Young | 2–1 |
| | Bob Gagliano | 1–0 |
| 1988 | Joe Montana | 8–5 |
| | Steve Young | 2–1 |
| 1989 | Joe Montana | 11–2 |
| | Steve Young | 3–0 |
| 1990 | Joe Montana | 14–1 |
| | Steve Young | 0–1 |
| 1991 | Steve Young | 5–5 |
| | Steve Bono | 5–1 |
| 1992 | Steve Young | 14–2 |
| 1993 | Steve Young | 10–6 |
| 1994 | Steve Young | 13–3 |
| 1995 | Steve Young | 8–3 |
| | Elvis Grbac | 3–2 |
| 1996 | Steve Young | 9–3 |
| | Elvis Grbac | 3–1 |
| 1997 | Steve Young | 12–3 |
| | Jim Druckenmiller | 1–0 |
| 1998 | Steve Young | 11–4 |
| | Ty Detmer | 1–0 |
| 1999 | Jeff Garcia | 2–8 |
| | Steve Young | 2–1 |
| | Steve Stenstrom | 0–3 |
| 2000 | Jeff Garcia | 6–10 |
| 2001 | Jeff Garcia | 12–4 |
| 2002 | Jeff Garcia | 10–6 |
| 2003 | Jeff Garcia | 5–8 |
| | Tim Rattay | 2–1 |
| 2004 | Tim Rattay | 1–8 |
| | Ken Dorsey | 1–6 |
| 2005 | Alex Smith | 2–5 |
| | Tim Rattay | 1–3 |
| | Ken Dorsey | 1–2 |
| | Cody Pickett | 0–2 |
| 2006 | Alex Smith | 7–9 |
| 2007 | Alex Smith | 2–5 |
| | Trent Dilfer | 1–5 |
| | Shaun Hill | 2–0 |
| | Chris Weinke | 0–1 |
| 2008 | Shaun Hill | 5–3 |
| | J.T. O'Sullivan | 2–6 |
| 2009 | Alex Smith | 5–5 |
| | Shaun HIII | 3–3 |
| 2010 | Alex Smith | 3–7 |
| | Troy Smith | 3–3 |
| 2011 | Alex Smith | 13–3 |
| 2012 | Alex Smith | 6–2–1 |
| | Colin Kaepernick | 5–2 |
| 2013 | Colin Kaepernick | 12–4 |
| 2014 | Colin Kaepernick | 8–8 |
| 2015 | Blaine Gabbert | 3–5 |
| | Colin Kaepernick | 2–6 |
| 2016 | Blaine Gabbert | 1–4 |
| | Colin Kaepernick | 1–10 |
| 2017 | Jimmy Garoppolo | 5–0 |
| | C.J. Beathard | 1–4 |
| | Brian Hoyer | 0–6 |

# ALL-TIME REGULAR SEASON RUSHING

## ALL–TIME LEADING RUSHERS (BY YARDS)

| | Player | Years | Gms | Att | Yards | Avg | Lg | TD |
|---|---|---|---|---|---|---|---|---|
| 1. | Frank Gore | 2005–2014 (10) | 148 | 2,442 | 11,073 | 4.5 | 80t | 64 |
| 2. | Joe Perry | 1950–1960, '63 (12) | 131 | 1,475 | 7,344 + | 5.0 | 78t | 50 |
| 3. | Roger Craig | 1983–1990 (8) | 121 | 1,686 | 7,064 | 4.2 | 71 | 50 |
| 4. | Ken Willard | 1965–1973 (9) | 125 | 1,582 | 5,930 | 3.7 | 69t | 45 |
| 5. | Garrison Hearst | 1997–2003 (7) | 73 | 1,189 | 5,535 | 4.7 | 96t | 26 |
| 6. | J.D. Smith | 1956–1964 (9) | 97 | 1,007 | 4,370 | 4.3 | 80t | 37 |
| 7. | Hugh McElhenny | 1952–1960 (9) | 97 | 877 | 4,288 | 4.9 | 89t | 35 |
| 8. | Kevan Barlow | 2001–2005 (5) | 72 | 891 | 3,614 | 4.1 | 78t | 24 |
| 9. | Steve Young (QB) | 1987–1999 (13) | 150 | 608 | 3,581 | 5.9 | 49t | 37 |
| 10. | Wendell Tyler | 1983–1986 (4) | 48 | 624 | 3,112 | 5.0 | 40 | 17 |
| 11. | Delvin Williams | 1974–1977 (4) | 54 | 669 | 2,966 | 4.4 | 80t | 20 |
| 12. | Wilbur Jackson | 1974–1979 (6) | 72 | 745 | 2,955 | 4.0 | 80 | 10 |
| 13. | Ricky Watters | 1992–1994 (3) | 43 | 653 | 2,840 | 4.3 | 43 | 25 |
| **14.** | **Carlos Hyde** | **2014–* (4)** | **50** | **655** | **2,729** | **4.2** | **61** | **21** |
| 15. | Charlie Garner | 1999–2000 (2) | 32 | 499 | 2,371 | 4.8 | 53 | 11 |
| 16. | Colin Kaepernick (QB) | 2011–2016 (6) | 69 | 375 | 2,300 | 6.1 | 90t | 13 |
| 17. | Tom Rathman | 1986–1993 (8) | 115 | 516 | 1,902 | 3.7 | 35 | 26 |
| 18. | Vic Washington | 1971–1973 (3) | 40 | 483 | 1,813 | 3.8 | 42 | 14 |
| 19. | Paul Hofer | 1976–1981 (6) | 77 | 416 | 1,746 | 4.2 | 47 | 16 |
| 20. | Larry Schreiber | 1971–1975 (5) | 60 | 502 | 1,734 | 3.5 | 23 | 10 |

*+ does not include AAFC Statistics*

## MOST RUSHING YARDS IN SINGLE SEASON

| | Player | Year | Att | Yards | Avg | Lg | TD |
|---|---|---|---|---|---|---|---|
| 1. | Frank Gore | 2006 | 312 | 1,695 | 5.4 | 72 | 8 |
| 2. | Garrison Hearst | 1998 | 310 | 1,570 | 5.1 | 96t | 7 |
| 3. | Roger Craig | 1988 | 310 | 1,502 | 4.8 | 46t | 9 |
| 4. | Wendell Tyler | 1984 | 246 | 1,262 | 5.1 | 40 | 7 |
| 5. | Charlie Garner | 1999 | 241 | 1,229 | 5.1 | 53 | 4 |
| 6. | Frank Gore | 2012 | 258 | 1,214 | 4.7 | 37 | 8 |
| 7. | Frank Gore | 2011 | 282 | 1,211 | 4.3 | 55 | 8 |
| 8. | Garrison Hearst | 2001 | 252 | 1,206 | 4.8 | 43t | 4 |
| 9. | Delvin Williams | 1976 | 248 | 1,203 | 4.9 | 80t | 7 |
| 10. | Charlie Garner | 2000 | 258 | 1,142 | 4.4 | 42 | 7 |
| 11. | Frank Gore | 2013 | 276 | 1,128 | 4.1 | 51 | 9 |
| 12. | Frank Gore | 2009 | 229 | 1,120 | 4.9 | 80t | 10 |
| 13. | Frank Gore | 2013 | 255 | 1,106 | 4.3 | 55t | 4 |
| 13. | Frank Gore | 2007 | 260 | 1,102 | 4.2 | 43t | 5 |
| 14. | Roger Craig | 1989 | 271 | 1,054 | 3.9 | 27 | 6 |
| 15. | Roger Craig | 1985 | 214 | 1,050 | 4.9 | 62t | 9 |
| 16. | Joe Perry | 1954 | 173 | 1,049 | 6.1 | 58 | 8 |
| 17. | Frank Gore | 2008 | 240 | 1,036 | 4.3 | 41t | 6 |
| | J.D. Smith | 1959 | 207 | 1,036 | 5.0 | 73t | 10 |

Led NFL  Led Conference

### MOST ATTEMPTS, Career

| | Player | Att |
|---|---|---|
| 1. | Frank Gore | 2,442 |
| 2. | Roger Craig | 1,686 |
| 3. | Ken Willard | 1,582 |
| 4. | Joe Perry | 1,475 |
| 5. | Garrison Hearst | 1,189 |
| 6. | J.D. Smith | 1,007 |
| 7. | Kevan Barlow | 891 |
| 8. | Hugh McElhenny | 877 |
| 9. | Wilbur Jackson | 745 |
| 10. | Delvin Williams | 669 |

### MOST TOUCHDOWNS, Career

| | Player | TD |
|---|---|---|
| 1. | Frank Gore | 64 |
| 2. | Roger Craig | 50 |
| | Joe Perry | 50 |
| 4. | Ken Willard | 45 |
| 5. | J.D. Smith | 37 |
| | Steve Young (QB) | 37 |
| 7. | Hugh McElhenny | 35 |
| 8. | Garrison Hearst | 26 |
| 9. | Tom Rathman | 26 |
| 10. | Ricky Watters | 25 |

### HIGHEST RUSHING AVG., Career

| | Player | Avg |
|---|---|---|
| 1. | Colin Kaepernick (QB) | 6.13 |
| 2. | Steve Young (QB) | 5.89 |
| 3. | Wendell Tyler | 4.99 |
| 4. | Joe Perry | 4.98 |
| 5. | Jeff Garcia (QB) | 4.94 |
| 6. | Hugh McElhenny | 4.89 |
| 7. | Charlie Garner | 4.75 |
| 8. | Garrison Hearst | 4.66 |
| 9. | Frank Gore | 4.53 |
| 10. | Delvin Williams | 4.43 |

*(min. 300 attempts)*

### 100–YARD GAMES, Career

| | Player | Games |
|---|---|---|
| 1. | Frank Gore | 39 |
| 2. | Joe Perry | 20 |
| 3. | Garrison Hearst | 16 |
| 4. | Roger Craig | 14 |
| 5. | J.D. Smith | 12 |
| | Hugh McElhenny | 12 |

### 1,000–YD SEASONS, Career

| | Player | Seasons |
|---|---|---|
| 1. | Frank Gore | 8 |
| 2. | Garrison Hearst | 3 |
| | Roger Craig | 3 |
| 4. | Charlie Garner | 2 |
| | Joe Perry | 2 |

### CONSECUTIVE 1,000–YD SEASONS

| | Player | Seasons |
|---|---|---|
| 1. | Frank Gore (2011–14) | 4 |
| | Frank Gore (2006–09) | 4 |
| 3. | Charlie Garner (1999–00) | 2 |
| | Garrison Hearst (1997–98) | 2 |
| | Roger Craig (1988–89) | 2 |
| | Joe Perry (1953–54) | 2 |

# ALL-TIME REGULAR SEASON RUSHING

## TOP SINGLE–GAME RUSHING

### MOST RUSHING YARDS

| | Player | Game | Yards |
|---|---|---|---|
| 1. | Frank Gore | vs. Sea. (11/19/06) | 212 |
| 2. | Frank Gore | vs. Sea. (9/20/09) | 207 |
| 3. | Charlie Garner | at Dal. (9/24/00) | 201 |
| 4. | Garrison Hearst | vs. Det. (12/14/98) | 198 |
| 5. | Delvin Williams | at StL (10/31/76) | 194 |

### MOST RUSHING ATTEMPTS

| | Player | Game | Att |
|---|---|---|---|
| 1. | Charlie Garner | at Dal. (9/24/00) | 36 |
| 2. | Maurice Hicks | at Arz. (12/12/04) | 34 |
| | Delvin Williams | at StL (10/31/76) | 34 |
| 4. | Frank Gore | vs. Cle. (10/30/11) | 31 |
| | Frank Gore | at Den. (12/31/06) | 31 |
| | Garrison Hearst | vs. Sea. (12/1/02) | 31 |
| | J.D. Smith | at Bal. (10/7/62) | 31 |
| | J.D. Smith | at Chi. (10/14/62) | 31 |

### MOST RUSHING TOUCHDOWNS

| | Player | Game | TD |
|---|---|---|---|
| 1. | Billy Kilmer (QB) | at Min. (10/15/61) | 4 |

### HIGHEST RUSHING AVERAGE (10+ Attempts)

| | Player | Game | Avg |
|---|---|---|---|
| 1. | Joe Perry | vs. Det. (11/2/58) | 13.4 |
| 2. | Frank Gore | vs. Sea. (9/20/09) | 12.9 |
| 3. | Wilbur Jackson | vs. NO (11/27/77) | 11.9 |
| 4. | Hugh McElhenny | at Chi. (10/17/54) | 11.4 |
| | **Carlos Hyde** | **vs. NYJ (12/11/16)** | **11.4** |

### MOST CONSECUTIVE 100–YARD RUSHING GAMES

| | Player | Game(s) | Games |
|---|---|---|---|
| 1. | Frank Gore | at Phi. (10/2/11) to at Was. (11/6/11) | 5 |
| 2. | Garrison Hearst | vs. NYG (11/30/98) to at NE (12/20/98) | 4 |
| 3. | Frank Gore | vs. Oak. (10/17/10) to vs. Den. (10/31/10) | 3 |
| | Frank Gore | at Det. (11/12/06) to at StL (11/26/06) | 3 |
| | J.D. Smith | at Bal. (10/7/62) to at GB (10/21/62) | 3 |
| | Billy Kilmer (QB) | at Det. (10/1/61) to at Min. (10/15/61) | 3 |

### MOST RUSHING ATTEMPTS, Season

| | Player | Att |
|---|---|---|
| 1. | Frank Gore (2006) | 312 |
| 2. | Roger Craig (1988) | 310 |
| | Garrison Hearst (1998) | 310 |
| 4. | Frank Gore (2011) | 282 |
| 5. | Frank Gore (2013) | 276 |

### MOST RUSHING TOUCHDOWNS, Season

| | Player | TD |
|---|---|---|
| 1. | Frank Gore (2009) | 10 |
| | Derek Loville (1995) | 10 |
| | Ricky Watters (1993) | 10 |
| | Billy Kilmer, QB (1961) | 10 |
| | J.D. Smith (1959) | 10 |
| | Joe Perry (1953) | 10 |

### HIGHEST RUSHING AVG., Season

| | Player | Avg |
|---|---|---|
| 1. | Hugh McElhenny (1952) | 6.98 |
| 2. | Joe Perry (1958) | 6.06 |
| 3. | Joe Perry (1954) | 6.06 |
| 4. | Frank Gore (2006) | 5.43 |
| 5. | Delvin Williams (1975) | 5.39 |

### MOST 100–YARD RUSHING GAMES, Season

| | Player | Games |
|---|---|---|
| 1. | Frank Gore (2006) | 9 |
| 2. | Roger Craig (1988) | 7 |
| 3. | Garrison Hearst (1998) | 6 |
| 4. | Frank Gore (2011) | 5 |
| | Frank Gore (2009) | 5 |
| | J.D. Smith (1959) | 5 |
| | Joe Perry (1953) | 5 |

### MOST CONSECUTIVE GAMES WITH A RUSHING TD

| | Player | Game(s) | Games |
|---|---|---|---|
| 1. | Joe Perry | at GB (11/22/53) to at GB (10/10/54) | 7 |
| 2. | Hugh McElhenny | vs. Was. (9/26/54) to vs. Det. (10/24/54) | 5 |

# ALL-TIME REGULAR SEASON RECEIVING

## ALL–TIME LEADING RECEIVERS (BY RECEPTIONS)

| | Player | Years | Gms | Rec | Yards | Avg | Lg | TD |
|---|---|---|---|---|---|---|---|---|
| 1. | Jerry Rice | 1985–2000 (16) | 238 | 1,281 | 19,247 | 15.0 | 96t | 176 |
| 2. | Terrell Owens | 1996–2003 (8) | 121 | 592 | 8,572 | 14.5 | 79t | 81 |
| 3. | Roger Craig (RB) | 1983–1990 (8) | 121 | 508 | 4,442 | 8.7 | 73 | 16 |
| 4. | Dwight Clark | 1979–1987 (9) | 134 | 506 | 6,750 | 13.3 | 80t | 48 |
| 5. | Vernon Davis (TE) | 2006–2015 (10) | 139 | 441 | 5,640 | 12.9 | 73t | 55 |
| 6. | Brent Jones (TE) | 1987–1997 (11) | 143 | 417 | 5,195 | 12.5 | 69t | 33 |
| 7. | Billy Wilson | 1951–1960 (10) | 100 | 407 | 5,902 | 14.5 | 77t | 49 |
| 8. | Gene Washington | 1969–1977 (9) | 124 | 371 | 6,664 | 18.0 | 79t | 59 |
| 9. | John Taylor | 1987–1995 (9) | 121 | 347 | 5,598 | 16.1 | 97t | 43 |
| 10. | Frank Gore (RB) | 2005–2014 (10) | 148 | 342 | 2,883 | 8.4 | 55t | 11 |
| 11. | J.J. Stokes | 1995–2002 (8) | 111 | 327 | 4,139 | 12.7 | 53 | 30 |
| 12. | Michael Crabtree | 2009–2014 (6) | 79 | 347 | 4,327 | 12.5 | 60t | 26 |
| 13. | Freddie Solomon | 1978–1985 (8) | 114 | 310 | 4,873 | 15.7 | 93t | 43 |
| 14. | Tom Rathman | 1986–1993 (8) | 115 | 294 | 2,490 | 8.5 | 36 | 8 |
| 15. | Bernie Casey | 1961–1966 (6) | 79 | 277 | 4,008 | 14.5 | 68t | 27 |
| 16. | Ken Willard (RB) | 1965–1973 (9) | 125 | 273 | 2,156 | 7.9 | 62 | 16 |
| 17. | Gordie Soltau | 1950–1958 (9) | 107 | 249 | 3,487 | 14.0 | 54t | 25 |
| 18. | Anquan Boldin | 2013–2015 (3) | 46 | 237 | 3,030 | 12.8 | 76t | 16 |
| 19. | Earl Cooper | 1980–1985 (6) | 88 | 213 | 1,908 | 9.0 | 73t | 12 |
| 20. | Dave Parks | 1964–1967 (4) | 50 | 208 | 3,334 | 16.0 | 83t | 27 |

## MOST RECEPTIONS IN SINGLE SEASON

| | Player | Year | Rec | Yards | Avg | Lg | TD |
|---|---|---|---|---|---|---|---|
| 1. | Jerry Rice | 1995 | 122 | 1,848 | 15.1 | 81t | 15 |
| 2. | Jerry Rice | 1994 | 112 | 1,499 | 13.4 | 69t | 13 |
| 3. | Jerry Rice | 1996 | 108 | 1,254 | 11.6 | 39 | 8 |
| 4. | Terrell Owens | 2002 | 100 | 1,300 | 13.0 | 76t | 13 |
| | Jerry Rice | 1990 | 100 | 1,502 | 15.0 | 64t | 13 |
| 6. | Jerry Rice | 1993 | 98 | 1,503 | 15.3 | 80t | 15 |
| 7. | Terrell Owens | 2000 | 97 | 1,451 | 15.0 | 69t | 13 |
| 8. | Terrell Owens | 2001 | 93 | 1,412 | 15.2 | 60t | 16 |
| 9. | Roger Craig | 1985 | 92 | 1,016 | 11.0 | 73 | 6 |
| 10. | Derek Loville (RB) | 1995 | 87 | 662 | 7.6 | 31 | 3 |
| 11. | Jerry Rice | 1986 | 86 | 1,570 | 18.3 | 66t | 15 |
| 12. | Anquan Boldin | 2013 | 85 | 1,179 | 13.9 | 63 | 7 |
| | Michael Crabtree | 2012 | 85 | 1,105 | 13.0 | 49t | 9 |
| | Dwight Clark | 1981 | 85 | 1,105 | 13.0 | 78t | 4 |
| 15. | Jerry Rice | 1992 | 84 | 1,201 | 14.3 | 80t | 10 |
| 16. | Anquan Boldin | 2014 | 83 | 1,062 | 12.8 | 76t | 5 |
| | Earl Cooper | 1980 | 83 | 567 | 6.8 | 66t | 4 |
| 17. | Eric Johnson | 2004 | 82 | 825 | 10.1 | 25 | 2 |
| | Jerry Rice | 1998 | 82 | 1,157 | 14.1 | 75t | 9 |
| | Jerry Rice | 1989 | 82 | 1,483 | 18.1 | 68t | 17 |
| | Dwight Clark | 1980 | 82 | 991 | 12.1 | 71t | 8 |

Led NFL  Led Conference

## MOST RECEIVING YARDS, Career

| | Player | Yds |
|---|---|---|
| 1. | Jerry Rice | 19,247 |
| 2. | Terrell Owens | 8,572 |
| 3. | Dwight Clark | 6,750 |
| 4. | Gene Washington | 6,664 |
| 5. | Billy Wilson | 5,902 |
| 6. | John Taylor | 5,598 |
| 7. | Vernon Davis (TE) | 5,616 |
| 8. | Brent Jones (TE) | 5,640 |
| 9. | Freddie Solomon | 4,873 |
| 10. | Roger Craig (RB) | 4,442 |

## MOST TOUCHDOWNS, Career

| | Player | TD |
|---|---|---|
| 1. | Jerry Rice | 176 |
| 2. | Terrell Owens | 81 |
| 3. | Gene Washington | 59 |
| 4. | Vernon Davis (TE) | 55 |
| 5. | Billy Wilson | 49 |
| 6. | Dwight Clark | 48 |
| 7. | Freddie Solomon | 43 |
| | John Taylor | 43 |
| 9. | Brent Jones (TE) | 33 |
| 10. | J.J. Stokes | 30 |

## BEST RECEIVING AVG., Career

| | Player | Avg |
|---|---|---|
| 1. | Gene Washington | 18.0 |
| 2. | John Taylor | 16.1 |
| 3. | Dave Parks | 16.0 |
| 4. | Freddie Solomon | 15.7 |
| 5. | Jerry Rice | 15.0 |

*(min. 200 recepts.)*

## 100–YARD GAMES, Career

| | Player | Games |
|---|---|---|
| 1. | Jerry Rice | 66 |
| 2. | Terrell Owens | 25 |
| 3. | Gene Washington | 17 |
| 4. | Dwight Clark | 16 |
| 5. | John Taylor | 12 |

## 1,000–YD SEASONS, Career

| | Player | Seasons |
|---|---|---|
| 1. | Jerry Rice | 12 |
| 2. | Terrell Owens | 5 |
| 3. | Anquan Boldin | 2 |
| | John Taylor | 2 |

# ALL-TIME REGULAR SEASON RECEIVING

## TOP SINGLE–GAME RECEIVING

### MOST RECEVING YARDS

| | Player | Game | Yards |
|---|---|---|---|
| 1. | Jerry Rice | vs. Min. (12/18/95) | 289 |
| 2. | John Taylor | at LA Rams (12/11/89) | 286 |
| 3. | Terrell Owens | vs. Chi. (12/17/00) | 283 |
| 4. | Jerry Rice | vs. LA Rams (12/9/85) | 241 |
| 5. | Dave Parks | at Bal. (10/3/65) | 231 |
| 6. | Jerry Rice | at Atl. (10/14/90) | 225 |
| | Bernie Casey | at Chi. (11/13/66) | 225 |
| 8. | Anquan Boldin | vs. GB (9/8/13) | 208 |
| 9. | Jerry Rice | at Was. (11/17/86) | 204 |
| 10. | Gordie Soltau | at NYG (11/9/52) | 196 |

### MOST RECEPTIONS

| | Player | Game | Rec |
|---|---|---|---|
| 1. | Terrell Owens | vs. Chi. (12/17/00) | 20 |
| 2. | Jerry Rice | vs. LA Rams (11/20/94) | 16 |
| 3. | Jerry Rice | vs. Min. (12/18/95) | 14 |
| 4. | Anquan Boldin | vs. GB (9/8/13) | 13 |
| | Eric Johnson | vs. Arz. (10/10/04) | 13 |
| | Terrell Owens | vs. Phi. (11/25/02) | 13 |
| | Jerry Rice | at Atl. (10/14/90) | 13 |

### MOST RECEIVING TOUCHDOWNS

| | Player | Game | TD |
|---|---|---|---|
| 1. | Jerry Rice | at Atl. (10/14/90) | 5 |
| 2. | Jerry Rice | at TB (11/14/93) | 4 |
| 3. | (17 times) Last: Vernon Davis | at Hou. (10/25/09) | 3 |

### RECEIVING AVERAGE (5+ RECEPTIONS)

| | Player | Game | Avg |
|---|---|---|---|
| 1. | John Taylor | at Atl. (12/3/89), 5–162 | 32.4 |
| 2. | Jerry Rice | at Dal. (11/12/95), 5–161 | 32.2 |
| 3. | Gene Washington | vs. NE (10/31/71), 5–160 | 32.0 |
| 4. | Jerry Rice | at GB (11/4/90), 6–187 | 31.2 |
| 5. | Billy Wilson | at Bal. (12/2/56), 5–148 | 29.6 |

### MOST CONSECUTIVE GAMES WITH A RECEPTION

| | Player | Game(s) | Games |
|---|---|---|---|
| 1. | Jerry Rice | (12/9/85) to (12/23/00) | 225* |
| 2. | Terrell Owens | (10/20/96) to (12/21/03) | 115 |
| 3. | Dwight Clark | (9/14/80 to (9/13/87) | 105 |

** NFL Record (streak extended to 274 in '04 as member of Raiders)*

### MOST RECEIVING TOUCHDOWNS, Season

| | Player | TD |
|---|---|---|
| 1. | Jerry Rice (1987) | 22 |
| 2. | Jerry Rice (1989) | 17 |
| 3. | Terrell Owens (2001) | 16 |
| 4. | Jerry Rice (1995) | 15 |
| | Jerry Rice (1993) | 15 |
| | Jerry Rice (1986) | 15 |
| 7. | Terrell Owens (1998) | 14 |
| | Jerry Rice (1991) | 14 |
| 9. | (6 times) Last: Vernon Davis (2013) | 13 |

### MOST RECEIVING YARDS, Season

| | Player | Yards |
|---|---|---|
| 1. | Jerry Rice (1995) | 1,848 |
| 2. | Jerry Rice (1986) | 1,570 |
| 3. | Jerry Rice (1993) | 1,503 |
| 4. | Jerry Rice (1990) | 1,502 |
| 5. | Jerry Rice (1994) | 1,499 |
| 6. | Jerry Rice (1989) | 1,483 |
| 7. | Terrell Owens (2000) | 1,451 |
| 8. | Terrell Owens (2001) | 1,412 |
| 9. | Dave Parks (1965) | 1,344 |
| 10. | Jerry Rice (1988) | 1,306 |

### CONSECUTIVE GAMES WITH A TOUCHDOWN RECEPTION

| | Player | Games |
|---|---|---|
| 1. | Jerry Rice (12/19/86 to 12/27/87) | 13 |
| 2. | Terrell Owens (11/8/98 to 12/27/98) | 8 |
| | Jerry Rice (12/8/89 to 11/27/89) | 8 |
| | Dave Parks (11/7/65 to 9/11/66) | 8 |

### BEST RECEIVING AVERAGE, Season

| | Player | Avg |
|---|---|---|
| 1. | Freddie Solomon (1983) | 21.4 |
| 2. | Gene Washington (1974) | 21.2 |
| 3. | Gene Washington (1970) | 20.8 |
| 4. | Jerry Rice (1988) | 20.4 |
| 5. | Torrey Smith (2015) | 20.1 |

*(min. 25 receptions)*

### MOST 100–YARD RECEIVING GAMES, Season

| | Player | Games |
|---|---|---|
| 1. | Jerry Rice (1995) | 9 |
| 2. | Jerry Rice (1989) | 8 |
| 3. | Jerry Rice (1990) | 7 |
| 4. | Terrell Owens (2001) | 6 |
| | Dwight Clark (1982) | 6 |

### CONSECUTIVE 100–YARD RECEIVING GAMES

| | Player | Games |
|---|---|---|
| 1. | Jerry Rice (10/29/95 to 11/20/95) | 4 |
| 2. | Jerry Rice (12/10/95 to 12/24/95) | 3 |
| | Jerry Rice (9/10/89 to 9/24/89) | 3 |
| | Jerry Rice (9/11/88 to 9/25/88) | 3 |
| | Jerry Rice (11/15/87 to 11/29/87) | 3 |
| | Dwight Clark (12/11/82 to 12/26/82) | 3 |
| | Dwight Clark (9/12/82 to 11/21/82) | 3 |

# ALL-TIME REGULAR SEASON SCRIMMAGE YARDS

## ALL–TIME LEADERS IN TOTAL YARDS FROM SCRIMMAGE

| | Player | Years | Gms | Touches | Yards | Avg | Yds/Gm | TD |
|---|---|---|---|---|---|---|---|---|
| 1. | Jerry Rice (WR) | 1985–2000 (16) | 238 | 1,365 | 19,872 | 14.6 | 83.5 | 186 |
| 2. | Frank Gore (RB) | 2005–2014 (10) | 148 | 2,784 | 13,956 | 5.0 | 94.3 | 75 |
| 3. | Roger Craig (RB) | 1983–1990 (8) | 121 | 2,194 | 11,506 | 5.2 | 95.1 | 66 |
| 4. | Terrell Owens (WR) | 1996–2003 (8) | 121 | 613 | 8,734 | 14.2 | 72.2 | 83 |
| 5. | Joe Perry (RB) | 1950–1960, ‘63 (12) | 131 | 1,660 | 8,624 | 5.2 | 65.8 | 57 |
| 6. | Ken Willard (RB) | 1965–1973 (9) | 125 | 1,855 | 8,086 | 4.4 | 64.7 | 61 |
| 7. | Garrison Hearst (RB) | 1997–2003 (7) | 73 | 1,363 | 7,139 | 5.2 | 97.8 | 33 |
| 8. | Hugh McElhenny (HB) | 1952–1960 (9) | 97 | 1,072 | 6,954 | 6.5 | 71.7 | 50 |
| 9. | Dwight Clark (WR) | 1979–1987 (9) | 134 | 512 | 6,800 | 13.3 | 50.7 | 48 |
| 10. | Gene Washington (WR) | 1969–1977 (9) | 124 | 376 | 6,663 | 17.7 | 53.7 | 59 |
| 11. | Billy Wilson (E) | 1951–1960 (10) | 100 | 407 | 5,902 | 14.5 | 59.0 | 49 |
| 12. | Vernon Davis (TE) | 2006–2015 (10) | 139 | 447 | 5,655 | 12.7 | 40.7 | 55 |
| 13. | John Taylor (WR) | 1987–1995 (9) | 121 | 353 | 5,629 | 15.9 | 46.5 | 43 |
| 14. | J.D. Smith (HB) | 1956–1964 (9) | 97 | 1,128 | 5,479 | 4.9 | 56.5 | 42 |
| 15. | Freddie Solomon (WR) | 1978–1985 (8) | 114 | 357 | 5,202 | 14.6 | 45.6 | 46 |
| 16. | Brent Jones (TE) | 1987–1997 (11) | 143 | 417 | 5,195 | 12.5 | 36.3 | 33 |
| 17. | Kevan Barlow (RB) | 2001–2005 (5) | 72 | 1,028 | 4,757 | 4.6 | 66.1 | 27 |
| 18. | Tom Rathman (RB) | 1986–1993 (8) | 115 | 810 | 4,392 | 5.4 | 38.2 | 34 |
| 19. | Michael Crabtree (WR) | 2009–2014 (6) | 79 | 350 | 4,345 | 12.4 | 55.0 | 26 |
| 20. | Ricky Watters (RB) | 1992–1994 (3) | 43 | 793 | 4,290 | 5.4 | 99.8 | 33 |

## MOST TOTAL YARDS FROM SCRIMMAGE IN SINGLE SEASON

| | Player | Year | Touches | Yards | Avg | Yds/Gm | TD |
|---|---|---|---|---|---|---|---|
| 1. | Frank Gore | 2006 | 373 | 2,180 | 5.8 | 136.3 | 9 |
| 2. | Garrison Hearst | 1998 | 349 | 2,105 | 6.0 | 131.6 | 9 |
| 3. | Roger Craig | 1985 | 306 | 2,066 | 6.8 | 129.1 | 15 |
| 4. | Roger Craig | 1988 | 386 | 2,036 | 5.3 | 127.3 | 10 |
| 5. | Jerry Rice | 1995 | 127 | 1,884 | 14.8 | 117.8 | 16 |
| 6. | Charlie Garner | 2000 | 326 | 1,789 | 5.5 | 111.8 | 10 |
| 7. | Charlie Garner | 1999 | 297 | 1,764 | 5.9 | 110.3 | 6 |
| 8. | Jerry Rice | 1986 | 96 | 1,642 | 17.1 | 102.6 | 16 |
| 9. | Ricky Watters | 1994 | 305 | 1,596 | 5.2 | 99.8 | 11 |
| 10. | Jerry Rice | 1994 | 119 | 1,592 | 13.4 | 99.5 | 15 |
| 11. | Jerry Rice | 1993 | 101 | 1,572 | 15.6 | 98.3 | 16 |
| 12. | Garrison Hearst | 2001 | 293 | 1,553 | 5.3 | 97.1 | 5 |
| 13. | Frank Gore | 2007 | 313 | 1,538 | 4.9 | 102.5 | 6 |
| 14. | Roger Craig | 1989 | 320 | 1,527 | 4.8 | 95.4 | 7 |
| 15. | Frank Gore | 2009 | 281 | 1,526 | 5.4 | 109.0 | 13 |

Led NFL  Led Conference

### MOST TOUCHES, Career

| | Player | Touches |
|---|---|---|
| 1. | Frank Gore | 2,784 |
| 2. | Roger Craig | 2,194 |
| 3. | Ken Willard | 1,855 |
| 4. | Joe Perry | 1,660 |
| 5. | Jerry Rice | 1,365 |
| 6. | Garrison Hearst | 1,363 |
| 7. | J.D. Smith | 1,128 |
| 8. | Hugh McElhenny | 1,072 |
| 9. | Kevan Barlow | 1,028 |
| 10. | Wilbur Jackson | 893 |

### BEST YARDS PER TOUCH, Career

| | Player | Avg |
|---|---|---|
| 1. | Jerry Rice | 14.6 |
| 2. | Hugh McElhenny | 6.5 |
| 3. | Tom Rathman | 5.4 |
| 4. | Ricky Watters | 5.4 |
| 5. | Roger Craig | 5.2 |
| 6. | Garrison Hearst | 5.2 |
| 7. | Joe Perry | 5.2 |
| 8. | Delvin Williams | 5.1 |
| 9. | Frank Gore | 5.0 |
| 10. | J.D. Smith | 4.9 |

*(min. 750 touches)*

### MOST TOUCHES, Season

| | Player | Touches |
|---|---|---|
| 1. | Roger Craig (1988) | 386 |
| 2. | Frank Gore (2006) | 373 |
| 3. | Garrison Hearst (1998) | 349 |
| 4. | Charlie Garner (2000) | 326 |
| 5. | Roger Craig (1989) | 320 |

### BEST YARDS PER TOUCH, Season

| | Player | Avg |
|---|---|---|
| 1. | Jerry Rice (1993) | 15.6 |
| 2. | Dwight Clark (1982) | 15.2 |
| 3. | Jerry Rice (1995) | 14.8 |
| 4. | Jerry Rice (1990) | 14.7 |
| 5. | Terrell Owens (2000) | 14.6 |

*(min. 100 touches)*

# TOP SINGLE–GAME SCRIMMAGE YARD TOTALS

## MOST YARDS IN SINGLE GAME

| | Player | Game | Yards |
|---|---|---|---|
| 1. | Jerry Rice | vs. Min. (12/18/95) | 299 |
| 2. | Terrell Owens | vs. Chi. (12/17/00) | 288 |
| 3. | John Taylor | at LA Rams (12/11/89) | 286 |
| 4. | Delvin Williams | vs. Was. (11/7/76) | 279 |
| 5. | Jerry Rice | vs. LA Rams (12/9/85) | 255 |
| 6. | Frank Gore | vs. Sea. (9/20/09) | 246 |
| 7. | Frank Gore | vs. Sea. (11/19/06) | 238 |
| 8. | Charlie Garner | at Dal. (9/24/00) | 235 |
| 9. | Dave Parks | at Bal. (10/3/65) | 231 |
| 10. | Garrison Hearst | vs. NYJ (9/6/98) | 225 |
| | Jerry Rice | at Atl. (10/14/90) | 225 |
| | Bernie Casey | at Chi. (11/13/66) | 225 |

## MOST TOUCHES IN SINGLE GAME

| | Player | Game | Touches |
|---|---|---|---|
| 1. | Maurice Hicks | at Arz. (12/12/04) | 39 |
| | Charlie Garner | at Dal. (9/24/00) | 39 |
| 3. | Delvin Williams | at StL (10/31/76) | 35 |
| 4. | Derek Loville | vs. Buf. (12/3/95) | 34 |
| 5. | Frank Gore | at Den. (12/31/06) | 33 |
| | Frank Gore | at Sea. (12/14/06) | 33 |
| | Kevan Barlow | at Phi. (12/21/03) | 33 |
| | Garrison Hearst | vs. Sea. (12/1/02) | 33 |
| | J.D. Smith | at Bal. (10/7/62) | 33 |
| 10. | (4 times) Last: Frank Gore | vs. Det. (12/27/09) | 32 |

# ALL-TIME REGULAR SEASON INTERCEPTIONS

## ALL–TIME INTERCEPTION LEADERS

| | Player | Years | Gms | INT | Yards | Avg | Lg | TD |
|---|---|---|---|---|---|---|---|---|
| 1. | Ronnie Lott | 1981–1990 (10) | 129 | 51 | 643 | 12.6 | 83t | 5 |
| 2. | Jimmy Johnson | 1961–1976 (16) | 213 | 47 | 615 | 13.1 | 63 | 2 |
| 3. | Kermit Alexander | 1963–1969 (7) | 94 | 36 | 499 | 13.9 | 66t | 1 |
| 4. | Merton Hanks | 1991–1998 (8) | 125 | 31 | 380 | 12.3 | 67t | 2 |
| 5. | Dwight Hicks | 1979–1985 (7) | 96 | 30 | 586 | 19.5 | 72 | 3 |
| 6. | Lowell Wagner | 1950–1953, '55 (5) | 47 | 25 | 331 | 13.2 | 40 | 0 |
| 7. | Tony Parrish | 2002–2006 (5) | 66 | 22 | 504 | 22.9 | 60 | 1 |
| | Don Griffin | 1986–1993 (8) | 114 | 22 | 49 | 2.2 | 23 | 0 |
| | Rex Berry | 1951–1956 (6) | 66 | 22 | 404 | 18.4 | 44t | 3 |
| 10. | Dave Baker | 1959–1961 (3) | 38 | 21 | 294 | 14.0 | 40 | 0 |
| 11. | Tim McDonald | 1993–1999 (7) | 111 | 20 | 325 | 16.3 | 73t | 3 |
| | Dick Moegle | 1955–1959 (5) | 47 | 20 | 232 | 11.6 | 40 | 1 |
| 13. | Zack Bronson | 1997–2003 (7) | 84 | 19 | 346 | 18.2 | 97t | 2 |
| 14. | Eric Wright | 1981–1990 (10) | 110 | 18 | 256 | 14.2 | 60t | 2 |
| | Bruce Taylor | 1970–1977 (8) | 109 | 18 | 201 | 11.2 | 70 | 0 |
| 16. | Carlton Williamson | 1981–1987 (7) | 88 | 17 | 294 | 17.3 | 82 | 1 |
| 17. | Tim McKyer | 1986–1989 (4) | 51 | 16 | 62 | 3.9 | 21t | 1 |
| 18. | Walt Harris | 2006–2008 (3) | 46 | 15 | 151 | 10.1 | 42 | 1 |
| | Abe Woodson | 1958–1964 (7) | 89 | 15 | 159 | 10.6 | 61 | 0 |
| 20. | Dashon Goldson | 2007–2012 (6) | 81 | 14 | 152 | 10.9 | 39t | 1 |
| | Skip Vanderbundt | 1969–1977 (9) | 119 | 14 | 165 | 11.8 | 37t | 2 |
| | Frank Nunley | 1967–1976 (10) | 137 | 14 | 136 | 9.7 | 24 | 0 |
| | Dave Wilcox | 1964–1974 (11) | 153 | 14 | 149 | 10.6 | 35 | 1 |

## MOST INTERCEPTIONS IN SINGLE SEASON

| | Player | Year | INT | Yards | Avg | Lg | TD |
|---|---|---|---|---|---|---|---|
| 1. | Ronnie Lott | 1986 | 10 | 134 | 13.4 | 57t | 1 |
| | Dave Baker | 1960 | 10 | 96 | 9.6 | 28 | 0 |
| 3. | Tony Parrish | 2003 | 9 | 202 | 22.4 | 49 | 0 |
| | Dwight Hicks | 1981 | 9 | 239 | 26.6 | 72 | 1 |
| | Kermit Alexander | 1968 | 9 | 155 | 17.2 | 66t | 1 |
| | Lowell Wagner | 1951 | 9 | 115 | 12.8 | 40 | 0 |
| 7. | Walt Harris | 2006 | 8 | 84 | 10.5 | 42 | 1 |
| | Dick Moegle | 1957 | 8 | 107 | 13.4 | 40 | 0 |
| | Jim Cason | 1951 | 8 | 147 | 18.4 | 65t | 1 |
| 10. | Tony Parrish | 2002 | 7 | 204 | 29.1 | 60 | 0 |
| | Ahmed Plummer | 2001 | 7 | 45 | 6.4 | 24 | 0 |
| | Zack Bronson | 2001 | 7 | 165 | 23.6 | 97t | 2 |
| | Merton Hanks | 1994 | 7 | 93 | 13.3 | 38 | 0 |
| | Dave Waymer | 1990 | 7 | 64 | 9.1 | 24 | 0 |
| | Tim McKyer | 1988 | 7 | 11 | 1.6 | 7 | 0 |
| | Eric Wright | 1983 | 7 | 164 | 23.4 | 60t | 2 |
| | Ronnie Lott | 1981 | 7 | 117 | 16.7 | 41t | 3 |
| | Rex Berry | 1953 | 7 | 142 | 20.3 | 29 | 1 |

Led NFL  Led Conference

## MOST INT RETURN YARDS, Career

| | Player | Yards |
|---|---|---|
| 1. | Ronnie Lott | 643 |
| 2. | Jimmy Johnson | 615 |
| 3. | Dwight Hicks | 586 |
| 4. | Tony Parrish | 504 |
| 5. | Kermit Alexander | 499 |
| 6. | Rex Berry | 404 |
| 7. | Merton Hanks | 380 |
| 8. | Zack Bronson | 346 |
| 9. | Lowell Wagner | 331 |
| 10. | Tim McDonald | 325 |

## MOST INTs RETURNED FOR TD, Career

| | Player | TD |
|---|---|---|
| 1. | Ronnie Lott | 5 |
| 2. | Rex Berry | 3 |
| | Dwight Hicks | 3 |
| | Tim McDonald | 3 |
| | Deion Sanders | 3 |
| 6. | (10 Players) Last: Patrick Willis | 2 |

## MOST INT RETURN YARDS, Season

| | Player | Yards |
|---|---|---|
| 1. | Deion Sanders (1994) | 303 |
| 2. | Dwight Hicks (1981) | 239 |
| 3. | Tony Parrish (2002) | 204 |
| 4. | Tony Parrish (2004) | 202 |
| 5. | Zack Bronson (2001) | 165 |

## MOST INTs RETURNED FOR TD, Season

| | Player | TD |
|---|---|---|
| 1. | Deion Sanders (1994) | 3 |
| | Ronnie Lott (1981) | 3 |
| 3. | Zack Bronson (2001) | 2 |
| | Tim McDonald (1995) | 2 |
| | Ken Norton (1995) | 2 |
| | Tom Holmoe (1986) | 2 |
| | Dwight Hicks (1983) | 2 |
| | Eric Wright (1983) | 2 |
| | Skip Vanderbundt (1972) | 2 |

## MOST INTs BY A NON–DB, Season

| | Player | INT |
|---|---|---|
| 1. | Jim Fahnhorst, LB (1986) | 4 |
| | Keena Turner, LB (1984) | 4 |
| | Frank Nunley, LB (1974) | 4 |

# TOP SINGLE–GAME INTERCEPTION TOTALS

## MOST INTERCEPTIONS IN SINGLE GAME

| | Player | Game | INT |
|---|---|---|---|
| 1. | Dave Baker | at LA Rams (12/4/60) | 4 |
| 2. | Walt Harris | vs. Oak. (10/8/06) | 3 |
| | Ronnie Heard | vs. Arz. (10/27/02) | 3 |
| | Rod Woodson | vs. NO (9/14/97) | 3 |
| | Eric Wright | at Min. (9/8/83) | 3 |
| | Tony Leonard | vs. Cin. (10/1/78) | 3 |
| | Dave Baker | at Dal. (11/20/60) | 3 |

## MOST INTs RETURNED FOR TD IN SINGLE GAME

| | Player | Game | INT |
|---|---|---|---|
| 1. | Ken Norton | at StL (10/22/95) | 2 |
| 2. | 51 Players | 70 Times | 1 |

## MOST INTERCEPTION RETURN YARDS IN SINGLE GAME

| | Player | Game | Yards |
|---|---|---|---|
| 1. | Dwight Hicks | at Was. (10/4/81) | 104 |
| 2. | Zack Bronson | at Chi. (10/28/01) | 97 |
| 3. | Merton Hanks | vs. NO (11/22/93) | 94 |
| | Al Randolph | vs. Chi. (12/11/66) | 94 |
| 5. | Deion Sanders | at Atl. (10/16/94) | 93 |
| 6. | Deion Sanders | at SD (12/11/94) | 90 |
| | Kermit Alexander | at Pit. (11/24/68) | 90 |
| 8. | NaVorro Bowman | vs. Atl. (12/23/13) | 89 |
| 9. | Tory Nixon | at GB (10/26/86) | 88 |
| 10. | Patrick Willis | at Sea. (9/14/08) | 86 |
| | Eric Davis | vs. StL (11/26/95) | 86 |

# ALL-TIME REGULAR SEASON SACKS

## ALL–TIME SACK LEADERS

| | Player | Years | Sacks |
|---|---|---|---|
| 1. | Bryant Young (DT) | 1994–2007 (14) | 89.5 |
| 2. | Charles Haley (LB) | 1986–1999 (7) | 66.5 |
| 3. | Ahmad Brooks (LB) | 2009–2016 (8) | 51.5 |
| 4. | Dana Stubblefield (DT) | 1993–2002 (7) | 46.5 |
| 5. | Dwaine Board (DE) | 1982–1988 (10) | 45.0 |
| 6. | Aldon Smith (LB) | 2011–2014 (4) | 44.0 |
| 7. | Justin Smith (DT) | 2008–2014 (7) | 43.5 |
| 8. | Chris Doleman (DE) | 1996–1998 (3) | 38.0 |
| 9. | Andre Carter (DE) | 2001–2005 (5) | 32.0 |
| 10. | Jeff Stover (DE) | 1982–1988 (7) | 30.5 |
| 11. | Roy Barker (DE) | 1996–1998 (3) | 30.0 |
| 12. | Pierce Holt (DE) | 1988–1992 (5) | 29.5 |
| 13. | Larry Roberts (DE) | 1986–1993 (8) | 28.0 |
| | Fred Dean (DE) | 1981–1985 (5) | 28.0 |
| 15. | Tim Harris (LB) | 1991–1995 (4) | 26.0 |
| 16. | Kevin Fagan (DE) | 1987–1993 (7) | 25.5 |
| 17. | Dennis Brown (DE) | 1990–1996 (7) | 24.5 |
| 18. | Michael Carter (NT) | 1984–1992 (9) | 22.5 |
| 19. | Parys Haralson (LB) | 2006–2012 (7) | 21.5 |
| | Julian Peterson (LB) | 2000–2005 (6) | 21.5 |

**Note:** Includes figures since 1982, when sacks first became an official statistic

## MOST SACKS IN SINGLE SEASON

| | Player | Year | Sacks |
|---|---|---|---|
| 1. | Aldon Smith | 2012 | 19.5 |
| 2. | Fred Dean | 1983 | 17.5 |
| 3. | Tim Harris | 1992 | 17.0 |
| 4. | Charles Haley | 1990 | 16.0 |
| 5. | Chris Doleman | 1998 | 15.0 |
| | Dana Stubblefield | 1997 | 15.0 |
| 7. | Aldon Smith | 2011* | 14.0 |
| 8. | Dwaine Board | 1983 | 13.0 |
| 9. | Andre Carter | 2002 | 12.5 |
| | Roy Barker | 1996 | 12.5 |

Led Conference *Rookie Year

## MOST SACKS IN SINGLE GAME

| | Player | Game | Sacks |
|---|---|---|---|
| 1. | Fred Dean | vs. NO (11/13/83) | 6.0 |
| 2. | Aldon Smith | vs. Chi. (11/19/12) | 5.5 |
| 3. | Roy Barker | at StL (10/25/98) | 4.0 |
| | Chris Doleman | at NO (10/11/98) | 4.0 |
| | Dana Stubblefield | at Phi. (11/10/97) | 4.0 |
| | Pierce Holt | vs. NYG (11/27/89) | 4.0 |
| | Dwaine Board | at LA Raiders (9/22/85) | 4.0 |

# ALL-TIME REGULAR SEASON PUNTING

## ALL–TIME LEADING PUNTERS (BY AVERAGE)

| | Player | Years | Punts | Yards | Avg | Net | Lg | In20 | Blk |
|---|---|---|---|---|---|---|---|---|---|
| 1. | Andy Lee | 2004–2014 (11) | 941 | 43,468 | 46.2 | 39.5 | 82 | 300 | 4 |
| 2. | Tommy Davis | 1959–1969 (11) | 511 | 22,833 | 44.7 | NA | 82 | NA | 2 |
| **3.** | **Bradley Pinion** | **2015–* (3)** | **266** | **11,626** | **43.7** | **40.1** | **65** | **90** | **0** |
| 4. | Frankie Albert | 1950–1952 (3) | 139 | 5,830 | 41.9 | NA | 70 | NA | 1 |
| 5. | Tommy Thompson | 1995–1997 (3) | 208 | 8,711 | 41.9 | 35.6 | 65 | 55 | 3 |
| 6. | Tom Wittum | 1973–1977 (5) | 380 | 15,494 | 40.8 | NA | 68 | NA | 9 |
| 7. | Jim Miller | 1980–1982 (3) | 214 | 8,686 | 40.6 | 31.7 | 80 | 36 | 1 |
| 8. | Jason Baker | 2001–2002 (2) | 111 | 4,501 | 40.5 | 34.1 | 64 | 33 | 0 |
| 9. | Max Runager | 1984–1988 (5) | 281 | 11,394 | 40.5 | 33.8 | 62 | 36 | 1 |
| 10. | Klaus Wilmsmeyer | 1992–1994 (3) | 145 | 5,871 | 40.5 | 35.0 | 61 | 48 | 0 |

**minimum 100 punts*

## BEST PUNTING AVERAGE IN SINGLE SEASON

| | Player | Year | Punts | Yards | Avg | Net | Lg | In20 | Blk |
|---|---|---|---|---|---|---|---|---|---|
| 1. | Andy Lee | 2011 | 78 | 3,970 | 50.9 | 44.0 | 68 | 28 | 1 |
| 2. | Andy Lee | 2013 | 79 | 3,804 | 48.2 | 41.7 | 62 | 27 | 0 |
| 3. | Andy Lee | 2012 | 67 | 3,226 | 48.1 | 43.2 | 66 | 36 | 0 |
| 4. | Andy Lee | 2008 | 66 | 3,155 | 47.8 | 39.0 | 82 | 13 | 1 |
| 5. | Andy Lee | 2009 | 99 | 4,711 | 47.6 | 41.0 | 64 | 30 | 0 |
| 6. | Andy Lee | 2007 | 105 | 4,968 | 47.3 | 41.0 | 74 | 42 | 0 |
| 7. | Andy Lee | 2014 | 72 | 3,369 | 46.8 | 39.6 | 71 | 28 | 1 |
| 8. | Andy Lee | 2010 | 91 | 4,203 | 46.2 | 38.2 | 64 | 34 | 0 |
| 9. | Tommy Davis | 1965 | 54 | 2,471 | 45.8 | NA | 65 | NA | 0 |
| 10. | Tommy Davis | 1959 | 59 | 2,694 | 45.7 | NA | 71 | NA | 0 |

Led NFL Led Conference + NFL Record

## MOST PUNTS, Career

| | Player | Punts |
|---|---|---|
| 1. | Andy Lee | 941 |
| 2. | Tommy Davis | 511 |
| 3. | Tom Wittum | 380 |
| 4. | Max Runager | 281 |
| 5. | Steve Spurrier | 230 |

## MOST PUNTS INSIDE 20, Career

| | Player | IN20 |
|---|---|---|
| 1. | Andy Lee | 300 |
| **2.** | **Bradley Pinion** | **90** |
| 3. | Max Runager | 84 |
| 4. | Tommy Thompson | 55 |
| 5. | Barry Helton | 50 |

**inside–the–20 became official stat in 1976*

## MOST PUNTS, Season

| | Player | Punts |
|---|---|---|
| 1. | Andy Lee (2005) | 107 |
| 2. | Andy Lee (2007) | 105 |
| **3.** | **Bradley Pinion (2016)** | **100** |
| 4. | Andy Lee (2009) | 99 |
| 5. | Andy Lee (2004) | 96 |
| | Mike Connell (1978) | 96 |

## MOST PUNTS INSIDE 20, Season

| | Player | IN20 |
|---|---|---|
| 1. | Andy Lee (2007) | 42 |
| 2. | Andy Lee (2012) | 36 |
| 3. | Andy Lee (2010) | 34 |
| **4.** | **Bradley Pinion (2017)** | **31** |
| | **Bradley Pinion (2015)** | **31** |
| 6. | Andy Lee (2009) | 30 |
| | Max Runager (1985) | 30 |

**inside–the–20 became official stat in 1976*

## MOST PUNTS IN SINGLE GAME

| | Player | Game | Punts |
|---|---|---|---|
| 1. | Tom Wittum | vs. LA Rams (11/21/76) | 11 |
| 2. | Andy Lee | vs. Sea. (9/30/07) | 10 |
| | Jim Miller | vs. Atl. (11/8/81) | 10 |
| | Jim Miller | vs. LA Rams (10/25/81) | 10 |
| | Mike Connell | at Atl. (11/5/78) | 10 |
| | Mike Connell | vs. Cin. (10/1/78) | 10 |
| | Tom Wittum | at Atl. (11/6/77) | 10 |
| | Tom Wittum | vs. Atl. (10/23/76) | 10 |
| | Tommy Davis | at Det. (10/6/63) | 10 |

## BEST PUNT AVG. IN SINGLE GAME

| | Player | Game | Avg |
|---|---|---|---|
| 1. | Andy Lee | vs. Sea. (9/11/11) | 59.6 |
| 2. | Andy Lee | at Bal. (11/24/11) | 57.6 |
| 3. | Andy Lee | at Pit. (9/23/07) | 57.2 |
| 4. | Andy Lee | at StL (1/1/12) | 56.8 |
| 5. | Andy Lee | at NE (12/16/12) | 56.6 |
| 6. | Andy Lee | vs. Dal. (9/18/11) | 55.3 |
| 7. | Klaus Wilmsmeyer | vs. Det. (10/9/94) | 55.0 |
| 8. | Andy Lee | at StL (12/21/08) | 54.8 |

**minimum 4 punts*

# ALL-TIME REGULAR SEASON PUNT RETURNS

## ALL–TIME LEADERS IN PUNT RETURNS (BY AVERAGE)

| | Player | Years | PR | FC | Yards | Avg | Lg | TD |
|---|---|---|---|---|---|---|---|---|
| 1. | Manfred Moore | 1974–1975 (2) | 21 | 0 | 309 | 14.7 | 88t | 1 |
| 2. | Jim Cason | 1950–1952, '54 (4) | 24 | NA | 288 | 12.0 | 33 | 0 |
| 3. | Ted Ginn Jr. | 2010–2012 (3) | 94 | 48 | 1,113 | 11.8 | 78t | 2 |
| 4. | Allen Rossum | 2008–2009 (2) | 27 | 8 | 307 | 11.4 | 45 | 0 |
| 5. | Iheanyi Uwaezuoke | 1996–1998 (3) | 34 | 14 | 373 | 11.0 | 36 | 0 |
| 6. | LaMichael James | 2012–2014 (3) | 23 | 12 | 251 | 10.9 | 40 | 0 |
| 7. | Dana McLemore | 1982–1987 (6) | 142 | 38 | 1,531 | 10.8 | 93t | 4 |
| 8. | Jimmy Williams | 2001–2004 (4) | 55 | 18 | 576 | 10.5 | 89t | 1 |
| 9. | Dexter Carter | 1990–1996 (7) | 117 | 56 | 1,213 | 10.4 | 78t | 2 |
| 10. | John Taylor | 1987–1995 (9) | 149 | 55 | 1,517 | 10.2 | 95t | 2 |

**minimum 20 returns*

## BEST PUNT RETURN AVERAGE IN SINGLE SEASON

| | Player | Year | PR | FC | Yards | Avg | Lg | TD |
|---|---|---|---|---|---|---|---|---|
| 1. | Jimmy Williams | 2002 | 20 | 8 | 336 | 16.8 | 89t | 1 |
| 2. | Hugh McElhenny | 1952 | 20 | NA | 284 | 14.2 | 94t | 1 |
| 3. | Ted Ginn Jr. | 2010 | 24 | 18 | 321 | 13.4 | 78t | 1 |
| 4. | Joe Arenas | 1951 | 21 | NA | 272 | 13.0 | 51 | 0 |
| 5. | John Taylor | 1988 | 44 | 7 | 556 | 12.6 | 95t | 2 |
| 6. | Dana McLemore | 1987 | 21 | 7 | 265 | 12.6 | 83t | 1 |
| 7. | Ted Ginn Jr. | 2011 | 38 | 18 | 466 | 12.3 | 55t | 1 |
| 8. | Dexter Carter | 1993 | 34 | 20 | 411 | 12.1 | 72t | 1 |
| 9. | Bruce Taylor | 1970 | 43 | 10 | 516 | 12.0 | 76 | 0 |
| 10. | John Taylor | 1989 | 36 | 20 | 417 | 11.6 | 37 | 0 |

**minimum 20 returns*

Led NFL  Led Conference

## TOP SINGLE–GAME PUNT RETURN PERFORMANCES

### MOST PUNT RETURN YARDS IN SINGLE GAME

| | Player | Game | Yards |
|---|---|---|---|
| 1. | Tony Leonard | vs. NO (10/17/76) | 141 |
| 2. | Bruce Taylor | at Hou. (11/15/70) | 133 |
| 3. | Dexter Carter | vs. Min. (10/3/93) | 131 |
| 4. | Dexter Carter | vs. Min. (12/18/95) | 126 |
| 5. | Dana McLemore | vs. LA Rams (1/2/83) | 125 |

### MOST PUNT RETURNS IN SINGLE GAME

| | Player | Game | Returns |
|---|---|---|---|
| 1. | Tony Leonard | vs. NO (10/17/76) | 9 |
| | Ralph McGill | at Atl. (10/29/72) | 9 |
| 3. | Michael Lewis | vs. StL (11/18/07) | 7 |
| | Dana McLemore | at NO (11/25/84) | 7 |
| | Tony Leonard | at Atl. (11/6/77) | 7 |
| | Tony Leonard | vs. LA Rams (11/21/76) | 7 |
| | Ralph McGill | at Phi. (11/30/75) | 7 |
| | Ralph McGill | vs. Atl. (10/12/75) | 7 |

### BEST PUNT RETURN AVERAGE IN SINGLE GAME

| | Player | Game | Avg |
|---|---|---|---|
| 1. | Ted Ginn Jr. | at StL (12/26/10) | 32.3 |
| 2. | Dexter Carter | vs. Min. (12/18/95) | 31.5 |
| 3. | Dana McLemore | vs. LA Rams (1/2/83) | 31.3 |
| 4. | Abe Woodson | at GB (10/21/62) | 30.3 |
| 5. | John Taylor | vs. Was. (11/21/88) | 28.3 |
| 6. | Chuck Levy | at Phi. (11/10/97) | 27.3 |
| 7. | Dexter Carter | vs. Min. (10/3/93) | 26.2 |
| 8. | Dana McLemore | at NYG (10/8/84) | 25.8 |
| 9. | Bruce Taylor | vs. NYG (12/21/75) | 25.7 |
| 10. | Freddie Solomon | vs. TB (10/26/80) | 25.0 |

**minimum of 3 punt returns*

### MOST PUNT RETURNS, Career

| | Player | PR |
|---|---|---|
| 1. | John Taylor | 149 |
| 2. | Dana McLemore | 142 |
| | Bruce Taylor | 142 |
| 4. | Joe Arenas | 124 |
| 5. | Kermit Alexander | 120 |
| 6. | Dexter Carter | 117 |
| 7. | Freddie Solomon | 106 |
| 8. | Ralph McGill | 105 |
| | Abe Woodson | 105 |
| 10. | Hugh McElhenny | 99 |

### MOST PUNT RETURN YARDS, Career

| | Player | Yards |
|---|---|---|
| 1. | Dana McLemore | 1,531 |
| 2. | John Taylor | 1,517 |
| 3. | Bruce Taylor | 1,323 |
| 4. | Dexter Carter | 1,213 |
| 5. | Ted Ginn Jr. | 1,113 |
| 6. | Ralph McGill | 964 |
| 7. | Abe Woodson | 949 |
| 8. | Freddie Solomon | 804 |
| 9. | Kermit Alexander | 782 |
| 10. | Joe Arenas | 774 |

### MOST PUNT RETURN TDs, Career

| | Player | TD |
|---|---|---|
| 1. | Dana McLemore | 4 |
| 2. | Kermit Alexander | 2 |
| | Dexter Carter | 2 |
| | Ted Ginn Jr. | 2 |
| | Freddie Solomon | 2 |
| | John Taylor | 2 |
| | Abe Woodson | 2 |

### MOST PUNT RETURNS, Season

| | Player | PR |
|---|---|---|
| 1. | R.W. McQuarters (1998) | 47 |
| 2. | Dana McLemore (1984) | 45 |
| 3. | Michael Lewis (2007) | 44 |
| | John Taylor (1988) | 44 |
| 5. | Bruce Taylor (1970) | 43 |
| 6. | Ted Ginn Jr. (2011) | 38 |
| | Dexter Carter (1996) | 38 |
| | Don Griffin (1986) | 38 |
| | Dana McLemore (1985) | 38 |
| 10. | Dexter Carter (1996) | 36 |
| | John Taylor (1989) | 36 |

### MOST PUNT RETURN TDs, Season

| | Player | TD |
|---|---|---|
| 1. | John Taylor (1988) | 2 |
| | Freddie Solomon (1980) | 2 |

# ALL-TIME REGULAR SEASON KICKOFF RETURNS

## ALL–TIME LEADERS IN KICKOFF RETURNS (BY AVERAGE)

| | Player | Years | KR | Yards | Avg | Lg | TD |
|---|---|---|---|---|---|---|---|
| 1. | Abe Woodson | 1958–1964 (7) | 166 | 4,873 | 29.4 | 105t | 5 |
| 2. | LaMichael James | 2012–2014 (3) | 26 | 738 | 28.4 | 62 | 0 |
| 3. | Joe Arenas | 1951–1957 (7) | 139 | 3,798 | 27.3 | 96 | 1 |
| 4. | Allen Rossum | 2008–2009 (2) | 54 | 1,411 | 26.1 | 104t | 1 |
| 5. | Lenny Lyles | 1959–1960 (2) | 42 | 1,091 | 26.0 | 97t | 1 |
| 6. | Vic Washington | 1971–1973 (3) | 84 | 2,178 | 25.9 | 98t | 1 |
| 7. | Bruce Ellington | 2014–2016 (3) | 50 | 1,279 | 25.6 | 40 | 0 |
| 8. | Mike Holmes | 1974–1975 (2) | 27 | 671 | 24.9 | 57 | 0 |
| 9. | J.D. Smith | 1956–1964 (9) | 36 | 882 | 24.5 | 39 | 0 |
| 10. | Amos Lawrence | 1981–1982 (2) | 26 | 627 | 24.1 | 92t | 1 |

*minimum 25 returns

## BEST KICKOFF RETURN AVERAGE IN SINGLE SEASON

| | Player | Year | KR | Yards | Avg | Lg | TD |
|---|---|---|---|---|---|---|---|
| 1. | Joe Arenas | 1953 | 16 | 551 | 34.4 | 82 | 0 |
| 2. | Abe Woodson | 1963 | 29 | 935 | 32.2 | 103t | 3 |
| 3. | Abe Woodson | 1962 | 37 | 1,157 | 31.3 | 79 | 0 |
| 4. | Lenny Lyles | 1960 | 17 | 526 | 30.9 | 97t | 1 |
| 5. | Joe Arenas | 1956 | 27 | 801 | 29.7 | 96 | 1 |
| 6. | Abe Woodson | 1960 | 17 | 498 | 29.3 | 64 | 0 |
| 7. | Abe Woodson | 1961 | 27 | 782 | 29.0 | 98t | 1 |
| 8. | Vic Washington | 1972 | 27 | 771 | 28.6 | 98t | 1 |
| 9. | Ted Ginn Jr. | 2011 | 29 | 800 | 27.6 | 102t | 1 |
| 10. | Abe Woodson | 1964 | 32 | 880 | 27.5 | 70 | 0 |

*minimum 1.25 ret/game

(Led NFL) [Led Conference]

## TOP SINGLE–GAME KICKOFF RETURN PERFORMANCES

### MOST KICKOFF RETURN YARDS IN SINGLE GAME

| | Player | Game | Yards |
|---|---|---|---|
| 1. | Abe Woodson | vs. Det. (11/11/62) | 210 |
| 2. | Abe Woodson | at Det. (9/23/62) | 205 |
| 3. | Lenny Lyles | vs. Bal. (12/18/60) | 202 |
| 4. | Maurice Hicks | vs. SD (10/15/06) | 195 |
| 5. | Allen Rossum | vs. Phi. (10/12/08) | 194 |

### MOST KICKOFF RETURNS IN SINGLE GAME

| | Player | Game | Returns |
|---|---|---|---|
| 1. | Maurice Hicks | vs. SD (10/15/06) | 9 |
| | Allen Rossum | vs. Phi. (10/12/08) | 9 |
| 3. | Maurice Hicks | at Was. (1023/05) | 8 |
| 4. | (15 times) Last: Ted Ginn Jr. | at SD (12/16/10) | 7 |

### BEST KICKOFF RETURN AVERAGE IN SINGLE GAME

| | Player | Game | Avg |
|---|---|---|---|
| 1. | Lenny Lyles | vs. Bal. (12/18/60) | 67.3 |
| 2. | Doug Cunningham | vs. NO (10/22/67) | 53.0 |
| 3. | Abe Woodson | vs. Min. (9/29/63) | 51.0 |
| 4. | Allen Rossum | vs. Arz. (11/10/08) | 46.5 |
| 5. | Amos Lawrence | vs. LA Rams (11/22/81) | 46.0 |
| | Abe Woodson | vs. NYG (11/17/63) | 46.0 |

*minimum of 3 kickoff returns

### MOST KICKOFF RETURNS FOR TOUCHDOWN IN SINGLE GAME

| | Player | Game | TD |
|---|---|---|---|
| 1. | (21 times) Last: Ted Ginn Jr. | vs. Sea. (9/11/11) | 1 |

### MOST KICKOFF RETURNS, Career

| | Player | KR |
|---|---|---|
| 1. | Dexter Carter | 217 |
| 2. | Maurice Hicks | 185 |
| 3. | Abe Woodson | 166 |
| 4. | Joe Arenas | 139 |
| 5. | Kermit Alexander | 137 |
| 6. | Ted Ginn Jr. | 87 |
| 7. | Vic Washington | 84 |
| 8. | Carl Monroe | 76 |
| 9. | James Owens | 72 |
| 10. | Paul Hofer | 68 |
| | Doug Cunningham | 68 |

### MOST KICKOFF RETURN YARDS, Career

| | Player | Yards |
|---|---|---|
| 1. | Abe Woodson | 4,873 |
| 2. | Dexter Carter | 4,707 |
| 3. | Maurice Hicks | 4,242 |
| 4. | Joe Arenas | 3,798 |
| 5. | Kermit Alexander | 3,271 |
| 6. | Vic Washington | 2,178 |
| 7. | Ted Ginn Jr. | 2,045 |
| 8. | James Owens | 1,728 |
| 9. | Carl Monroe | 1,660 |
| 10. | Doug Cunningham | 1,613 |

### MOST KICKOFF RETURN TDs, Career

| | Player | TD |
|---|---|---|
| 1. | Abe Woodson | 5 |
| 2. | Dexter Carter | 2 |
| | James Owens | 2 |
| | Dave Williams | 2 |
| 5. | (10 times) Last: Ted Ginn Jr. | 1 |

### MOST KICKOFF RETURNS, Season

| | Player | KR |
|---|---|---|
| 1. | Maurice Hicks (2007) | 63 |
| 2. | Maurice Hicks (2006) | 57 |
| 3. | Vinny Sutherland (2001) | 50 |
| 4. | Dexter Carter (1994) | 48 |
| 5. | Ted Ginn Jr. (2010) | 47 |
| | Allen Rossum (2008) | 47 |
| 7. | Dexter Carter (1996) | 41 |
| | Dexter Carter (1990) | 41 |
| | James Owens (1979) | 41 |

### MOST KICKOFF RETURN TDs, Season

| | Player | TD |
|---|---|---|
| 1. | Abe Woodson (1963) | 3 |
| 2. | (18 times) Last: Ted Ginn Jr. (2011) | 1 |

# 49ERS LONGEST PLAYS

## LONGEST RUNS FROM SCRIMMAGE

| | | |
|---|---|---|
| 96t | Garrison Hearst vs. NYJ | 9/6/98 |
| 89t | Hugh McElhenny at Dal. Texans | 10/5/52 |
| 86t | Hugh McElhenny at GB | 11/18/56 |
| 82t | Hugh McElhenny vs. Dal. Texans | 10/26/52 |
| 80 | Wilbur Jackson vs. NO | 11/27/77 |
| 80t | Frank Gore vs. Sea. | 9/20/09 |
| 80t | Delvin Williams vs. Was. | 11/7/76 |
| 80t | J.D. Smith vs. GB | 12/7/58 |
| 79t | Frank Gore vs. Sea. | 9/20/09 |
| 78t | Kevan Barlow vs. Pit. | 11/17/03 |
| 78t | Joe Perry vs. Dal. Texans | 10/26/52 |
| 78t | Joe Perry vs. GB | 12/10/50 |

## LONGEST RUNS FROM SCRIMMAGE BY QUARTERBACK

| | | |
|---|---|---|
| 90t | Colin Kaepernick vs. SD | 12/20/14 |
| 50t | Colin Kaepernick vs. Mia. | 12/9/12 |
| 50 | Colin Kaepernick at StL | 12/2/12 |
| 49t | Steve Young vs. Min. | 10/30/88 |
| 45 | Y.A. Tittle at Bal. Colts | 11/24/57 |
| 44t | Blaine Gabbert at Chi. | 12/6/15 |
| 42 | Frankie Albert at GB | 11/26/50 |

## LONGEST PASSES

| | | |
|---|---|---|
| 97t | Steve Young to John Taylor at Atl. | 11/3/91 |
| 96t | Joe Montana to Jerry Rice at SD | 11/27/88 |
| 95t | Joe Montana to John Taylor at LA Rams | 12/11/89 |
| 93t | Steve DeBerg to Freddie Solomon vs. Atl. | 9/28/80 |
| 92t | Joe Montana to John Taylor at LA Rams | 12/11/89 |
| 89t | Tim Rattay to Brandon Lloyd vs. Dal. | 9/25/05 |
| 85t | Jim Plunkett to Delvin Williams vs. Was. | 11/7/76 |
| 83t | John Brodie to Dave Parks at LA Rams | 10/18/64 |
| **83t** | **C.J. Beathard to Marquise Goodwin vs. NYG** | **11/12/17** |
| 82 | Steve Young to Terry Kirby at Atl. | 10/19/97 |
| 81t | Steve Young to Garrison Hearst vs. NO | 11/22/98 |
| 81t | Elvis Grbac to Jerry Rice at Dal. | 11/12/95 |
| 81t | Steve Spurrier to Ted Kwalick vs. NO | 10/22/72 |
| 80t | (8x) Last time: C. Kaepernick to Brandon Lloyd at StL | 10/13/14 |

## LONGEST PUNTS

| | | |
|---|---|---|
| 86 | Larry Barnes vs. Chi. | 9/29/57 |
| 82 | Andy Lee vs. NE | 10/5/08 |
| 82 | Tommy Davis vs. Min. | 9/30/62 |
| 81 | Andy Lee at TB | 11/21/04 |
| 81 | Tommy Davis at StL Cardinals | 11/25/62 |
| 80 | Jim Miller at Den. | 9/19/82 |
| 79 | Tommy Davis at Chi. | 10/14/62 |
| 76 | Larry Barnes vs. Bal. | 12/8/57 |
| 75 | Verl Lillywhite vs. Cle. | 9/30/57 |
| 74 | Andy Lee vs. Bal. | 10/7/07 |
| 74 | Tommy Davis vs. Chi. | 10/30/51 |
| 72 | Jon Kilgore vs. Chi. | 12/6/69 |
| 71 | Andy Lee at Den. | 10/19/14 |
| 71 | Andy Lee vs. Sea. | 9/30/07 |
| 71 | Andy Lee at StL | 9/16/07 |
| 71 | Tommy Davis vs. Chi. | 10/25/59 |

## LONGEST PUNT RETURNS

| | | |
|---|---|---|
| 95t | John Taylor vs. Was. | 11/21/88 |
| 94t | Hugh McElhenny at Chi. | 10/19/52 |
| 93t | Dana McLemore vs. LA Rams | 1/2/83 |
| 89t | Jimmy Williams vs. Sea. | 12/1/02 |
| 88t | Manfred Moore vs. Atl. | 11/24/74 |
| 85t | Abe Woodson at GB | 10/21/62 |
| 83t | Dana McLemore vs. Chi. | 12/14/87 |
| 80t | Abe Woodson vs. Det. | 11/5/61 |
| 79t | Dana McLemore at NYG | 10/8/84 |
| 78t | Ted Ginn Jr. at StL | 12/26/10 |
| 78t | Dexter Carter vs. Min. | 12/18/95 |

## LONGEST KICKOFF RETURNS

| | | |
|---|---|---|
| 105t | Abe Woodson at LA Rams | 11/8/59 |
| 104t | Allen Rossum at Arz. | 11/11/08 |
| 103t | Abe Woodson vs. Min. | 9/15/63 |
| 102t | Ted Ginn Jr. vs. Sea. | 9/11/11 |
| 101t | Terry Kirby vs. Car. | 11/16/97 |
| 101t | James Owens at Det. | 11/2/80 |
| 99t | Abe Woodson at NYG | 11/17/63 |
| 98t | Dexter Carter vs. NO | 12/1/91 |
| 98t | Vic Washington at Atl. | 10/29/72 |
| 98t | Abe Woodson at Det. | 10/1/61 |
| 97t | Vic Washington vs. Dal. | 12/23/72 |
| 97t | Lenny Lyles vs. Bal. | 12/18/60 |
| 96t | Dexter Carter at Was. | 11/6/94 |
| 96 | Joe Arenas vs. Bal. | 12/16/56 |

## LONGEST INTERCEPTION RETURNS

| | | |
|---|---|---|
| 97t | Zack Bronson at Chi. | 10/28/01 |
| 94t | Alvin Randolph vs. Chi. | 12/11/66 |
| 93t | Deion Sanders at Atl. | 10/16/94 |
| 90t | Deion Sanders at SD | 12/11/94 |
| 89t | NaVorro Bowman vs. Atl. | 12/23/13 |
| 88t | Tory Nixon at GB | 10/26/86 |
| 86t | Patrick Willis at Sea. | 9/14/08 |
| 86t | Eric Davis vs. StL | 11/26/95 |
| 83t | Ronnie Lott at KC | 12/26/82 |
| 82 | Carlton Williamson vs. Sea. | 11/25/85 |
| 77t | Tom Holmoe vs. StL Cardinals | 11/9/86 |
| 74t | Deion Sanders vs. NO | 9/25/94 |
| **73** | **Eric Reid at Sea.** | **12/14/14** |

## LONGEST FUMBLE RETURNS

| | | |
|---|---|---|
| 99t | Don Griffin vs. Chi. | 12/23/91 |
| 96t | Lee Woodall vs. Buf. | 12/3/95 |
| 80t | Dwaine Carpenter at Chi. | 10/31/04 |
| 80t | Dwight Hicks at Was. | 10/4/81 |
| 78t | Derrick Johnson at Arz. (Mexico City) | 10/2/05 |
| 75t | Clark Miller at Det. | 11/14/65 |
| 73t | Skip Vanderbundt at Dal. | 11/23/72 |
| 71t | Darnell Walker at Min. | 10/24/99 |
| 71 | Gerard Williams vs. NO | 9/23/79 |
| 66t | Windlan Hall vs. Phi. | 12/2/73 |
| 65t | Keena Turner at Was. | 12/1/85 |
| 63t | Tommy Hart at StL Cardinals | 10/24/71 |

## LONGEST FIELD GOALS

| | | |
|---|---|---|
| 63 | David Akers at GB | 9/9/12 |
| 56 | Phil Dawson at Arz | 12/29/13 |
| 56 | Joe Nedney at StL | 12/24/05 |
| 56 | Mike Cofer at Atl. | 10/14/90 |
| 55 | Phil Dawson vs. KC | 10/5/14 |
| 55 | Phil Dawson at NO | 11/17/13 |
| 55 | David Akers at Det. | 10/16/11 |
| 55 | David Akers vs. Dal. | 9/18/11 |
| 54 | Phil Dawson at StL | 10/14/14 |
| 54 | David Akers at Sea. | 12/23/12 |
| 54 | Steve Mike–Mayer at LA Rams | 11/9/75 |
| 54 | Bruce Gossett vs. NO | 10/21/73 |
| 53 | (9x) Last time: Phil Dawson at Arz | 11/13/16 |

## LONGEST RETURNS OF FIELD GOAL ATTEMPT

| | | |
|---|---|---|
| 92t | Bruce Taylor at NO | 12/13/70 |
| 74t | Nate Clements at NYG | 10/19/08 |
| 62t | Johnny Jackson at Dal. | 10/15/89 |
| 58t | Bruce Taylor at NO | 9/26/71 |
| 41t | Donald Strickland vs. Phi. | 10/12/08 |
| 38 | Kermit Alexander vs. Phi. | 11/20/66 |
| 30 | Kermit Alexander at Phi. | 9/20/64 |

# NFL RECORDS BY 49ERS

**Most Consecutive Seasons Leading NFL in Passer Rating**
4 Steve Young (1991–94)

**Highest Single–Game Completion Percentage (min. 15 atts.)**
94.7 Alex Smith at Arz. (10/29/12)

**Most Seasons Leading League in Passing Touchdowns**
4 Steve Young (1992–94, '98); tied with Johnny Unitas (1957–60), Len Dawson (1962–63, 1965–66), Brett Favre (1995–97, 2003), Drew Brees (2008–09, 2011–12), Peyton Manning (2000, '04, '06, '13)

**Most Receiving Touchdowns in a Game**
5 Jerry Rice at Atl. (10/14/90); tied with Chi. Bob Shaw vs. Bal. (10/2/50) and SD Kellen Winslow vs. Oak. (11/22/81)

**Most Interceptions in a Game**
4 Dave Baker vs. LA Rams (12/4/60); tied with 12 others

**Most Interceptions Returned for a Touchdown in a Game**
2 Ken Norton vs. StL (10/22/95); tied with 26 others

**Most Seasons Leading League in Kickoff Return Avg.**
3 Abe Woodson (1959, 1962–63)

**Most Points in a Season, No Touchdowns, Single Season**
166 David Akers (2011)

**Most Field Goals Attempted in a Season**
52 David Akers (2011)

**Most Field Goals Made in a Season**
44 David Akers (2011)

# 49ERS NFL LEADERS

## RUSHING CHAMPIONS

| | | |
|---|---|---|
| 1953 | Joe Perry | 1,018 |
| 1954 | Joe Perry | 1,049 |

## PASSING CHAMPIONS (Passer Rating)

| | | |
|---|---|---|
| 1970 | John Brodie | 93.9 |
| 1987 | Joe Montana | 102.1 |
| 1989 | Joe Montana | 112.4 |
| 1991 | Steve Young | 101.8 |
| 1992 | Steve Young | 107.0 |
| 1993 | Steve Young | 101.5 |
| 1994 | Steve Young | 112.8 |
| 1996 | Steve Young | 97.2 |
| 1997 | Steve Young | 104.7 |

# 49ERS NFL LEADERS

## RECEIVING CHAMPIONS (Receptions)

| | | |
|---|---|---|
| 1954 | Billy Wilson | 60 |
| 1956 | Billy Wilson | 60 |
| 1957 | Billy Wilson | 52 |
| 1965 | Dave Parks | 80 |
| 1968 | Clifton McNeil | 71 |
| 1982 | Dwight Clark | 60 |
| 1985 | Roger Craig | 92 |
| 1990 | Jerry Rice | 100 |
| 1996 | Jerry Rice | 108 |

## RECEIVING CHAMPIONS (Touchdowns)

| | | |
|---|---|---|
| 1953 | Billy Wilson | 10 |
| 1972 | Gene Washington | 12 |
| 1986 | Jerry Rice | 16 |
| 1987 | Jerry Rice | 22 |
| 1989 | Jerry Rice | 17 |
| 1990 | Jerry Rice | 13 |
| 1991 | Jerry Rice | 14 |
| 1993 | Jerry Rice | 16 |
| 1994 | Jerry Rice | 13 |
| 2001 | Terrell Owens | 16 |
| 2002 | Terrell Owens | 13 |
| 2009 | Vernon Davis # | 13 |

## PUNTING CHAMPIONS (Based on Average)

| | | |
|---|---|---|
| 1962 | Tommy Davis | 45.6 |
| 2011 | Andy Lee | 50.9 |

## SCORING

| | | |
|---|---|---|
| 1952 | Gordie Soltau | 94 |
| 1953 | Gordie Soltau | 114 |
| 1984 | Ray Wersching | 131 |
| 1987 | Jerry Rice | 138 |
| 1989 | Mike Cofer | 136 |
| 2011 | David Akers | 166* |

## KICKOFF RETURNS (Based on Average)

| | | |
|---|---|---|
| 1953 | Joe Arenas | 34.4 |
| 1959 | Abe Woodson | 29.4 |
| 1962 | Abe Woodson | 31.3 |
| 1963 | Abe Woodson | 32.2 |

## FIELD GOALS MADE

| | | |
|---|---|---|
| 1960 | Tommy Davis | 19 |
| 2011 | David Akers | 44* |

## PUNT RETURNS (Based on Yards)

| | | |
|---|---|---|
| 1960 | Abe Woodson | 174 |
| 1988 | John Taylor | 556 |

## INTERCEPTIONS

| | | |
|---|---|---|
| 1960 | Dave Baker | 10 |
| 1986 | Ronnie Lott | 10 |
| 2003 | Tony Parrish | 9# |

*NFL Record #Shared NFL Lead

# ROOKIE SEASON RECORDS

## RUSHING ATTEMPTS

| No | Att | Player | Year |
|---|---|---|---|
| 1. | 191 | Vic Washington | 1971 |
| 2. | 189 | Ken Willard | 1965 |
| 3. | 174 | Wilbur Jackson | 1974 |
| 4. | 171 | Earl Cooper | 1980 |
| 5. | 129 | John H. Johnson | 1954 |
| 6. | 127 | Frank Gore | 2005 |
| 7. | 125 | Kevan Barlow | 2001 |
| 8. | 109 | Don Lisbon | 1963 |
| **9.** | **105** | **Matt Breida** | **2017** |
| 10. | 98 | Hugh McElhenny | 1952 |

## RUSHING YARDS

| No | Yds | Player | Year |
|---|---|---|---|
| 1. | 811 | Vic Washington | 1971 |
| 2. | 778 | Ken Willard | 1965 |
| 3. | 725 | Roger Craig | 1983 |
| 4. | 720 | Earl Cooper | 1980 |
| 5. | 705 | Wilbur Jackson | 1974 |
| 6. | 684 | Hugh McElhenny | 1952 |
| 7. | 681 | John H. Johnson | 1954 |
| 8. | 608 | Frank Gore | 2005 |
| 9. | 512 | Kevan Barlow | 2001 |
| 10. | 509 | Billy Kilmer | 1961 |

## RUSHING TOUCHDOWNS

| No | TD | Player | Year |
|---|---|---|---|
| 1. | 10 | Billy Kilmer | 1961 |
| 2. | 9 | John H. Johnson | 1954 |
| 3. | 8 | Roger Craig | 1983 |
| 4. | 6 | Hugh McElhenny | 1952 |
| | 6 | William Floyd | 1994 |
| 6. | 5 | Ken Willard | 1965 |
| | 5 | Dicky Moegle | 1955 |
| 8. | **4** | **Carlos Hyde** | **2014** |
| | 4 | Kevan Barlow | 2001 |
| 10. | **3** | **C.J. Beathard (QB)** | **2017** |
| | 3 | Frank Gore | 2005 |
| | 3 | Earl Cooper | 1980 |
| | 3 | Delvin Williams | 1974 |
| | 3 | Vic Washington | 1971 |
| | 3 | J.D. Smith | 1958 |

## RECEPTIONS

| No | Rec | Player | Year |
|---|---|---|---|
| 1. | 83 | Earl Cooper (RB) | 1980 |
| 2. | 51 | Gene Washington | 1969 |
| 3. | 49 | Jerry Rice | 1985 |
| 4. | 48 | Michael Crabtree | 2009 |
| | 48 | Roger Craig (RB) | 1983 |
| **6.** | **43** | **George Kittle (TE)** | **2017** |
| | **43** | **Trent Taylor** | **2017** |
| 8. | 40 | Eric Johnson (TE) | 2001 |
| 9. | 38 | J.J. Stokes | 1995 |
| 10. | 36 | Dave Parks | 1964 |
| | 36 | Vic Washington (RB) | 1971 |

## RECEIVING YARDS

| No | Yds | Player | Year |
|---|---|---|---|
| 1. | 927 | Jerry Rice | 1985 |
| 2. | 711 | Gene Washington | 1969 |
| 3. | 703 | Dave Parks | 1964 |
| 4. | 625 | Michael Crabtree | 2009 |
| 5. | 567 | Earl Cooper (RB) | 1980 |
| 6. | 520 | Terrell Owens | 1996 |
| 7. | 517 | J.J. Stokes | 1995 |
| **8.** | **515** | **George Kittle (TE)** | **2017** |
| **9.** | **430** | **Trent Taylor** | **2017** |
| 10. | 402 | Alex Loyd | 1950 |

## RECEIVING TOUCHDOWNS

| No | TD | Player | Year |
|---|---|---|---|
| 1. | 8 | Dave Parks | 1964 |
| 2. | 5 | Jimmy Thomas | 1969 |
| | 5 | R.C. Owens | 1957 |
| 4. | 4 | Terrell Owens | 1996 |
| | 4 | J.J. Stokes | 1995 |
| | 4 | Roger Craig | 1983 |
| | 4 | Earl Cooper | 1980 |
| | 4 | Vic Washington | 1971 |
| | 4 | Ken Willard | 1965 |
| | 4 | Carroll Hardy | 1955 |

## PASSES ATTEMPTED

| No | Att | Player | Year |
|---|---|---|---|
| **1.** | **224** | **C.J. Beathard** | **2017** |
| 2. | 184 | Tom Owen | 1974 |
| 3. | 165 | Alex Smith | 2005 |
| 4. | 78 | Earl Morrall | 1956 |
| 5. | 53 | George Mira | 1964 |
| 6. | 52 | Jim Druckenmiller | 1997 |
| 6. | 51 | Dennis Morrison | 1974 |
| 8. | 50 | Steve Spurrier | 1967 |
| 9. | 48 | Scott Bull | 1976 |
| 10. | 34 | Billy Kilmer | 1961 |

## PASSES COMPLETED

| No | Comp | Player | Year |
|---|---|---|---|
| **1.** | **123** | **C.J. Beathard** | **2017** |
| 2. | 88 | Tom Owen | 1974 |
| 3. | 84 | Alex Smith | 2005 |
| 4. | 38 | Earl Morrall | 1956 |
| 5. | 23 | Steve Spurrier | 1967 |
| | 23 | George Mira | 1964 |
| 7. | 21 | Jim Druckenmiller | 1997 |
| | 21 | Scott Bull | 1976 |
| | 21 | Dennis Morrison | 1975 |
| 10. | 19 | Billy Kilmer | 1961 |

## PASSING YARDS

| No | Yds | Players | Year |
|---|---|---|---|
| **1.** | **1,430** | **C.J. Beathard** | **2017** |
| 2. | 1,327 | Tom Owen | 1974 |
| 3. | 875 | Alex Smith | 2005 |
| 4. | 621 | Earl Morrall | 1956 |
| 5. | 331 | George Mira | 1964 |
| 6. | 286 | Billy Kilmer | 1961 |
| 7. | 252 | Scott Bull | 1976 |
| 8. | 239 | Jim Druckenmiller | 1997 |
| 9. | 227 | Dennis Morrison | 1974 |
| 10. | 211 | Steve Spurrier | 1967 |

## PASSING TOUCHDOWNS

| No | TD | Player | Year |
|---|---|---|---|
| 1. | 10 | Tom Owen | 1974 |
| **2.** | **4** | **C.J. Beathard** | **2017** |
| 3. | 2 | Scott Bull | 1976 |
| | 2 | George Mira | 1964 |
| | 2 | John Brodie | 1957 |
| 6. | 1 | Alex Smith | 2005 |
| | 1 | Jim Druckenmiller | 1997 |
| | 1 | Bill Musgrave | 1991 |
| | 1 | Joe Montana | 1979 |
| | 1 | Dennis Morrison | 1974 |
| | 1 | Bob Waters | 1960 |
| | 1 | Earl Morrall | 1956 |

## PASSES INTERCEPTED

| No | INT | Player | YEAR |
|---|---|---|---|
| 1. | 15 | Tom Owen | 1974 |
| 2. | 11 | Alex Smith | 2005 |
| 3. | 7 | Steve Spurrier | 1967 |
| 4. | 6 | Earl Morrall | 1956 |
| | **6** | **C.J. Beathard** | **2017** |
| 6. | 5 | Dennis Morrison | 1974 |
| | 5 | George Mira | 1964 |
| 8. | 4 | Jim Druckenmiller | 1997 |
| | 4 | Scott Bull | 1976 |
| | 4 | Billy Kilmer | 1961 |

## PUNT RETURNS

| No | Ret | Player | Year |
|---|---|---|---|
| 1. | 47 | R.W. McQuarters | 1998 |
| 2. | 38 | Don Griffin | 1986 |
| 3. | 35 | Anthony Leonard | 1976 |
| **4.** | **30** | **Trent Taylor** | **2017** |
| 5. | 23 | Bruce Ellington | 2014 |
| 6. | 22 | Brandon Williams | 2006 |
| | 22 | Ralph McGill | 1972 |
| 8. | 21 | Vinny Sutherland | 2001 |
| | 21 | Joe Arenas | 1951 |

## PUNT RETURN YARDS

| No | Yds | Player | Year |
|---|---|---|---|
| 1. | 406 | R.W. McQuarters | 1998 |
| 2. | 377 | Don Griffin | 1986 |
| 3. | 293 | Anthony Leonard | 1976 |
| 4. | 284 | Hugh McElhenny | 1952 |
| **5.** | **281** | **Trent Taylor** | **2017** |
| 6. | 272 | Joe Arenas | 1951 |
| 7. | 219 | Ralph McGill | 1972 |

## PUNT RETURN TOUCHDOWNS

| No | TD | Player | Year |
|---|---|---|---|
| 1. | 1 | Otis Amey | 2005 |
| | 1 | R.W. McQuarters | 1998 |
| | 1 | Don Griffin | 1986 |
| | 1 | Dana McLemore | 1982 |
| | 1 | Anthony Leonard | 1976 |
| | 1 | Manfred Moore | 1974 |
| | 1 | Hugh McElhenny | 1952 |

## PUNTING ATTEMPTS

| No | Att | Player | Year |
|---|---|---|---|
| 1. | 96 | Andy Lee | 2004 |
| **2.** | **91** | **Bradley Pinion** | **2015** |
| 3. | 79 | Tom Wittum | 1973 |
| 4. | 78 | Barry Helton | 1988 |
| 5. | 77 | Jim Miller | 1980 |

## PUNTING YARDS

| No | Yds | Player | Year |
|---|---|---|---|
| 1. | 3,990 | Andy Lee | 2004 |
| **2.** | **3,969** | **Bradley Pinion** | **2015** |
| 3. | 3,455 | Tom Wittum | 1973 |
| 4. | 3,152 | Jim Miller | 1980 |
| 5. | 3,069 | Barry Helton | 1988 |

## PUNTING AVERAGE*

| No | Avg | Player | Year |
|---|---|---|---|
| 1. | 45.7 | Tommy Davis | 1959 |
| 4. | 43.7 | Tom Wittum | 1973 |
| **3.** | **43.6** | **Bradley Pinion** | **2015** |
| 4. | 41.6 | Andy Lee | 2004 |
| 5. | 40.9 | Jim Miller | 1980 |

**minimum of 20 punts*

# ROOKIE SEASON RECORDS (CONT.)

## KICKOFF RETURNS

| No | Ret | Player | Year |
|---|---|---|---|
| 1. | 50 | Vinny Sutherland | 2001 |
| 2. | 41 | James Owens | 1979 |
| 3. | 41 | Dexter Carter | 1971 |
| 4. | 33 | Vic Washington | 1990 |
| 5. | 26 | Rasheed Marshall | 2005 |
| | 26 | Anthony Leonard | 1976 |
| 7. | 24 | Bruce Ellington | 2014 |

## KICKOFF RETURN YARDS

| No | Yds | Player | Year |
|---|---|---|---|
| 1. | 1,140 | Vinny Sutherland | 2001 |
| 2. | 1,002 | James Owens | 1979 |
| 3. | 858 | Vic Washington | 1971 |
| 4. | 783 | Dexter Carter | 1990 |
| 5. | 614 | Bruce Ellington | 2014 |
| 6. | 553 | Anthony Leonard | 1976 |

## KICKOFF RETURN TOUCHDOWNS

| No | TD | Player | Year |
|---|---|---|---|
| 1. | 1 | Amos Lawrence | 1981 |
| | 1 | James Owens | 1979 |
| | 1 | Dave Williams | 1977 |

## INTERCEPTIONS

| No | INT | Player | Year |
|---|---|---|---|
| 1. | 7 | Ronnie Lott | 1981 |
| 2. | 6 | Tim McKyer | 1986 |
| | 6 | Dicky Moegle | 1955 |
| 4. | 5 | Kermit Alexander | 1963 |
| | 5 | Jimmy Johnson | 1961 |
| | 5 | Dave Baker | 1959 |
| | 5 | Fred Bruney | 1953 |
| | 5 | Jim Powers | 1950 |

## INTERCEPTION RETURN YARDS

| No | Yds | Player | Year |
|---|---|---|---|
| 1. | 138 | Alvin Randolph | 1967 |
| 2. | 117 | Ronnie Lott | 1981 |
| 3. | 116 | Jimmy Johnson | 1961 |
| 4. | 81 | Todd Shell | 1984 |
| 5. | 77 | Rex Berry | 1951 |

## INTERCEPTION RETURN TOUCHDOWNS

| No | TD | Player | Year |
|---|---|---|---|
| 1. | 3 | Ronnie Lott | 1981 |
| 2. | **1** | **Dontae Johnson** | **2014** |
| | 1 | Tim McKyer | 1986 |
| | 1 | Bill Belk | 1968 |
| | 1 | Alvin Randolph | 1966 |

## TOTAL TOUCHDOWNS

| No | TD | Player | Year |
|---|---|---|---|
| 1. | 12 | Roger Craig | 1983 |
| 2. | 10 | Billy Kilmer | 1961 |
| | 10 | Hugh McElhenny | 1952 |
| 4. | 9 | Earl Cooper | 1980 |
| | 9 | Ken Willard | 1965 |
| | 9 | John H. Johnson | 1954 |

## TOTAL POINTS

| No | Pts | Player | Year |
|---|---|---|---|
| 1. | 105 | Doug Brien | 1994 |
| 2. | 103 | Wade Richey | 1997 |
| 3. | 72 | Roger Craig | 1983 |

## SACKS

| No | Sacks | Player | Year |
|---|---|---|---|
| 1. | 14.0 | LB Aldon Smith | 2011 |
| 2. | 12.0 | LB Charles Haley | 1986 |
| 3. | 10.5 | DT Dana Stubblefield | 1993 |
| 4. | 6.5 | DE Andre Carter | 2001 |
| 5. | **6.0** | **DT DeForest Buckner** | **2016** |
| | **6.0** | **LB Aaron Lynch** | **2014** |

# ROOKIE SINGLE GAME RECORDS

## RUSHING YARDS

| No | Yds | Player | Date | Opp. |
|---|---|---|---|---|
| 1. | 170 | Hugh McElhenny | 10/5/52 | Dal. |
| 2. | 134 | Amp Lee | 12/13/92 | Min. |
| 3. | 131 | Billy Kilmer | 10/8/61 | LA Rams |
| 4. | 125 | Vic Washington | 11/28/71 | NYJ |
| 5. | 124 | Dexter Carter | 12/17/90 | LA Rams |
| | 124 | John H. Johnson | 11/20/54 | Pit. |
| 7. | 118 | Jimmy Thomas | 12/6/69 | Chi. |
| 8. | 108 | Frank Gore | 1/1/06 | Hou. |
| 9. | 100 | Ricky Watters | 9/6/92 | NYG |

## RUSHING TOUCHDOWNS

| No | TD | Player | Date | Opp. |
|---|---|---|---|---|
| 1. | 4 | Billy Kilmer | 10/15/61 | Min. |
| 2. | 3 | Ricky Watters | 10/18/92 | Atl. |
| | 3 | Roger Craig | 12/4/83 | TB |

## RECEPTIONS

| No | REC | Player | Date | Opp. |
|---|---|---|---|---|
| 1. | 10 | Jerry Rice | 12/9/85 | LA Rams |
| | 10 | Earl Cooper | 9/7/80 | NO |
| 3. | 9 | Earl Cooper | 9/14/80 | StL |
| 4. | 8 | Earl Cooper | 10/26/80 | TB |
| | 8 | Earl Cooper | 10/19/80 | LA Rams |
| | 8 | Monty Stickles | 9/25/60 | NYG |

## RECEIVING YARDS

| No | Yds | Player | Date | Opp. |
|---|---|---|---|---|
| 1. | 241 | Jerry Rice | 12/9/85 | LA Rams |
| 2. | 146 | Dave Parks | 10/25/64 | Min. |
| 3. | 131 | Aaron Thomas | 11/19/61 | Chi. |
| 4. | 125 | Clyde Conner | 12/8/56 | GB |
| 5. | 123 | Monty Stickles | 9/25/60 | NYG |

## TOTAL TOUCHDOWNS

| No | TD | Player | Date | Opp. |
|---|---|---|---|---|
| 1. | 4 | Billy Kilmer | 10/15/61 | Min. |
| 2. | 3 | Roger Craig | 12/4/83 | TB |

## PUNT RETURN YARDS

| No | Yds | Player | Date | Opp. |
|---|---|---|---|---|
| 1. | 141 | Anthony Leonard | 10/17/76 | NO |
| 2. | 133 | Bruce Taylor | 11/15/70 | Houston |
| 3. | 125 | Dana McLemore | 1/2/83 | LA Rams |
| 4. | 122 | Hugh McElhenny | 10/19/52 | Chi. |
| 5. | 109 | Ralph McGill | 10/29/72 | Atl. |

## KICKOFF RETURN YARDS

| No | Yds | Player | Date | Opp. |
|---|---|---|---|---|
| 1. | 179 | Vic Washington | 11/14/71 | NO |
| 2. | 172 | LaMichael James | 12/23/12 | Sea. |
| 3. | 163 | Jamal Willis | 10/15/95 | Ind. |
| 4. | 159 | Doug Cunningham | 10/22/67 | NO |
| 5. | 147 | Dana McLemore | 12/2/82 | LA Rams |
| | 147 | Vinny Sutherland | 11/18/01 | Car. |

## INTERCEPTIONS

| No | INT | Player | Date | Opp. |
|---|---|---|---|---|
| 1. | 2 | Chris Borland | 11/16/14 | NYG |
| | 2 | Tim McKyer | 12/19/86 | LA Rams |
| | 2 | Ronnie Lott | 10/11/81 | Det. |
| | 2 | Carlton Williamson | 11/29/81 | NYG |
| | 2 | Ricky Churchman | 11/30/80 | NE |
| | 2 | Jimmy Johnson | 11/5/61 | Det. |
| | 2 | Dicky Moegle | 10/23/55 | Chi. |
| | 2 | Rex Berry | 10/21/51 | Chi. |
| | 2 | Jimmy Powers | 10/22/50 | Det. |

# ROOKIE HIGHLIGHTS

## LONG RUNS FROM SCRIMMAGE

| No | Yds | Player | Opp. | Date |
|---|---|---|---|---|
| 1. | 89t | Hugh McElhenny | at Dal. | 10/5/52 |
| 2. | 82t | Hugh McElhenny | vs. Dal. | 10/26/52 |
| 3. | 75t | Jimmy Thomas | vs. Chi. | 12/6/69 |
| 4. | 74t | Dexter Carter | at Atl. | 10/14/90 |
| 5. | 72t | Frank Gore | at Was. | 10/23/05 |

## LONG RECEPTIONS

| No | Yds | Player | Opp. | Date |
|---|---|---|---|---|
| 1. | 83t | Dave Parks | at LA Rams | 10/18/64 |
| 2. | 80t | Dave Parks | vs. Min. | 10/25/64 |
| 3. | 79t | Dave Parks | at Min. | 11/8/64 |
| 4. | 78 | Keith Henderson | vs. Atl. | 11/12/89 |
| | 78t | Carroll Hardy | vs. Det. | 10/30/55 |

## LONG PUNTS

| No | Yds | Player | Opp. | Date |
|---|---|---|---|---|
| 1. | 86 | Larry Barnes | vs. Chi. | 9/29/57 |
| 2. | 81 | Andy Lee | at TB | 11/21/04 |
| 3. | 71 | Tommy Davis | vs. Chi. | 10/25/59 |
| 4. | 70 | Chad Stanley | at Jac. | 9/12/99 |
| 5. | 65 | Jim Miller | at NYJ | 9/21/80 |

## LONG PUNT RETURNS

| No | Yds | Player | Opp. | Date |
|---|---|---|---|---|
| 1. | 94t | Hugh McElhenny | vs. Chi. | 10/16/52 |
| 2. | 93t | Dana McLemore | vs. LA Rams | 1/2/83 |
| 3. | 88t | Manfred Moore | vs. Atl. | 11/24/74 |
| 4. | 76t | Don Griffin | vs. Atl. | 11/23/86 |
| | 76 | Bruce Taylor | at Chi. | 11/8/70 |

## LONG KICKOFF RETURNS

| No | Yds | Player | Opp. | Date |
|---|---|---|---|---|
| 1. | 94 | Doug Cunningham | vs. NO | 11/22/67 |
| 2. | 92t | Amos Lawrence | vs. LA Rams | 11/22/81 |
| 3. | 85t | James Owens | vs. Den. | 11/18/79 |
| 4. | 80t | Dave Williams | at Min. | 12/4/77 |
| 5. | 74 | Vic Washington | vs. NE | 10/31/71 |

## LONG RETUNS OF FIELD GOAL ATTEMPTS

| No | Yds | Player | Opp. | Date |
|---|---|---|---|---|
| 1. | 92t | Bruce Taylor | at NO | 12/13/70 |
| 2. | 62t | Johnny Jackson | at Dal. | 10/15/89 |

## LONG COMPLETIONS

| No | Yds | Player | Opp. | Date |
|---|---|---|---|---|
| **1.** | **83t** | **C.J. Beathard** | **vs. NYG** | **11/12/17** |
| 2. | 79t | George Mira | at Min. | 11/8/64 |
| 3. | 68t | Tom Owen | at Chi. | 11/17/74 |
| 4. | 53t | Tom Owen | vs. Atl. | 11/24/74 |
| 5. | 50t | Harry Sydney | vs. NO | 11/15/87 |
| | 50 | Jim Powers | at Det. | 10/8/50 |

## LONG INTERCEPTION RETURNS

| No | Yds | Player | Opp. | Date |
|---|---|---|---|---|
| 1. | 94t | Alvin Randolph | vs. Chi. | 12/11/66 |
| 2. | 70t | Jason Webster | vs. Atl. | 11/19/00 |
| | 70 | Bruce Taylor | vs. GB | 11/1/70 |
| 4. | 63 | Jimmy Johnson | vs. GB | 12/10/61 |
| 5. | 53t | Todd Shell | at NO | 11/25/84 |

## LONG FIELD GOALS

| No | Yds | Player | Opp. | Date |
|---|---|---|---|---|
| 1. | 54 | Steve Mike–Mayer | at LA Rams | 11/9/75 |
| 2. | 52 | Jose Cortez | vs. StL | 9/23/01 |
| 3. | 49 | Jose Cortez | at NYJ | 10/1/01 |
| 4. | 48 | Doug Brien | at NO | 11/28/94 |
| 5. | 47 | Doug Brien | at LA Rams | 9/18/94 |

## LONG FUMBLE RETURNS

| No | Yds | Player | Opp. | Date |
|---|---|---|---|---|
| 1. | 75t | Derrick Johnson | at Arz. | 10/2/05 |
| 2. | 34 | Eric Davis | at LA Rams | 12/17/90 |
| 3. | 18 | Ed Pine | at Min. | 12/2/62 |
| 4. | 17 | Jamie Winborn | at NO | 1/6/02 |
| 5. | 16 | Jack Capple | vs. Min. | 10/24/65 |

## 100–YARD RUSHING GAMES

| | Player | Game | Yards (Att–Lg–TD) |
|---|---|---|---|
| 1. | Hugh McElhenny | at Dal. Texans (10/5/52) | 170 (7–89t–1) |
| 2. | Joe Perry** | vs. Bal. (10/29/50) | 142 (16–49–0) |
| 3. | Joe Perry** | vs. GB (12/10/50) | 135 (9–78t–1) |
| 4. | Amp Lee | at Min. (12/13/92) | 134 (23–43–1) |
| 5. | Billy Kilmer | vs. LA Rams (10/8/61) | 131 (19–26–2) |
| 6. | Vic Washington | at NYJ (11/28/71) | 125 (27–20–1) |
| 7. | Dexter Carter | at LA Rams (12/17/90) | 124 (13–74t–1) |
| | John Henry Johnson | at Pit. (11/20/54) | 124 (17–24t–1) |
| 9. | Jimmy Thomas | vs. Chi. (12/6/69) | 118 (6–75t–1) |
| 10. | Billy Kilmer | at Min. (10/15/61) | 115 (20–21–4) |
| 11. | Ken Willard | at Min. (11/28/65) | 113 (18–21–0) |
| 12. | Frank Gore | vs. Hou. (1/1/06) | 108 (25–28–0) |
| | Joe Arenas | vs. GB (12/9/51) | 108 (12–14–2) |
| 14. | Billy Kilmer | at Det. (10/1/61) | 103 (16–31–2) |
| | Hugh McElhenny | at Chi. (10/19/52) | 103 (12–25t–2) |

***Player who was in his 1st NFL season, but had previous pro experience.*

## 100–YARD RECEIVING GAMES

| | Player | Game | Yards (Rec–TD) |
|---|---|---|---|
| 1. | Jerry Rice | vs. LA Rams (12/9/85) | 241 (10–1) |
| 2. | Dave Parks | vs. Min. (10/25/64) | 146 (5–1) |
| 3. | Aaron Thomas | vs. Chi. (11/19/61) | 131 (3–2) |
| 4. | Clyde Conner | vs. GB (12/8/56) | 125 (7–1) |
| 5. | Monty Stickles | vs. NYG (9/25/60) | 123 (8–0) |
| 6. | Carroll Hardy | at GB (11/20/55) | 122 (4–2) |
| 7. | Bernie Casey | vs. GB (12/10/61) | 118 (5–1) |
| | Hugh McElhenny | at NYG (11/9/52) | 118 (4–0) |
| 9. | Dave Parks | at LA Rams (10/18/64) | 112 (3–1) |
| 10. | Jerry Rice | vs. Dal. (12/22/85) | 111 (7–0) |
| 11. | Terrell Owens | vs. Car. (12/8/96) | 110 (5–1) |
| 12. | J.J. Stokes | at Atl. (12/24/95) | 106 (5–1) |
| | Alyn Beals** | vs. LA Rams (10/1/50) | 106 (7–0) |
| 14. | Don Lisbon | vs. Dal. (11/10/63) | 102 (5–2) |
| | Alex Loyd | at Cle. (11/12/50) | 102 (5–0) |
| | **George Kittle** | **at LAR (12/31/17)** | **100 (4–0)** |

***Player who was in his 1st NFL season, but had previous pro experience.*

# CAREER 100/300 YARD GAMES

## CAREER 100–YARD RUSHING GAMES

| No | Player | W–L–T |
|---|---|---|
| 39 | Frank Gore | 31–8–0 |
| 20 | Joe Perry | 16–4–0 |
| 16 | Garrison Hearst | 15–1–0 |
| 14 | Roger Craig | 11–3–0 |
| 12 | Hugh McElhenny | 8–4–0 |
| 12 | J.D. Smith | 7–5–0 |
| 10 | Wendell Tyler | 8–2–0 |
| 10 | Delvin Williams | 5–5–0 |
| 9 | Ricky Watters | 8–1–0 |
| 9 | Ken Willard | 5–3–1 |
| 6 | Charlie Garner | 3–3–0 |
| 5 | Kevan Barlow | 2–3–0 |
| 4 | Billy Kilmer | 4–0–0 |
| **4** | **Carlos Hyde** | **1–3–0** |
| 3 | Wilbur Jackson | 2–1–0 |
| 3 | Paul Hofer | 0–3–0 |
| 2 | Joe Cribbs | 2–0–0 |
| 2 | Larry Schreiber | 2–0–0 |
| 2 | Maurice Hicks | 2–0–0 |
| 2 | C.R. Roberts | 2–0–0 |
| 2 | Colin Kaepernick | 0–2–0 |
| 1 | Joe Arenas | 1–0–0 |
| 1 | Dexter Carter | 1–0–0 |
| 1 | Lenvil Elliott | 1–0–0 |
| 1 | Keith Henderson | 1–0–0 |
| 1 | John Henry Johnson | 1–0–0 |
| 1 | Terry Kirby | 1–0–0 |
| 1 | Amp Lee | 1–0–0 |
| 1 | Gary Lewis | 1–0–0 |
| 1 | Verl Lillywhite | 1–0–0 |
| 1 | Lawrence Phillips | 1–0–0 |
| 1 | Jimmy Thomas | 1–0–0 |
| 1 | Vic Washington | 1–0–0 |
| 1 | Brian Westbrook | 1–0–0 |
| 1 | O.J. Simpson | 0–1–0 |
| 1 | Steve Young | 0–1–0 |
| **201** | | **147–53–1** |

## CAREER 300–YARD PASSING GAMES

| No | Player | W–L–T |
|---|---|---|
| 35 | Joe Montana | 26–9–0 |
| 28 | Steve Young | 21–7–0 |
| 14 | Jeff Garcia | 5–9–0 |
| 6 | John Brodie | 4–1–1 |
| 6 | Colin Kaepernick | 4–2–0 |
| 5 | Y.A. Tittle | 4–1–0 |
| 5 | Steve DeBerg | 0–5–0 |
| 3 | Elvis Grbac | 2–1–0 |
| 3 | Alex Smith | 1–2–0 |
| **2** | **Jimmy Garoppolo** | **2–0–0** |
| 2 | Steve Bono | 2–0–0 |
| 2 | Blaine Gabbert | 1–1–0 |
| 2 | Jeff Kemp | 1–1–0 |
| 2 | Brian Hoyer | 0–2–0 |
| 2 | Steve Spurrier | 0–2–0 |
| 1 | Troy Smith | 1–0–0 |
| 1 | Tim Rattay | 1–0–0 |
| 1 | George Mira | 1–0–0 |
| 1 | Tom Owen | 1–0–0 |
| 1 | J.T. O'Sullivan | 1–0–0 |
| 1 | Shaun Hill | 0–1–0 |
| 1 | Mike Moroski | 0–1–0 |
| **124** | | **78–45–1** |

## CAREER 100–YARD RECEIVING GAMES

| No | Player | W–L–T |
|---|---|---|
| 66 | Jerry Rice | 46–20–0 |
| 25 | Terrell Owens | 15–10–0 |
| 17 | Gene Washington | 11–5–1 |
| 16 | Dwight Clark | 11–5–0 |
| 12 | John Taylor | 10–2–0 |
| 11 | Freddie Solomon | 5–6–0 |
| 11 | Dave Parks | 2–8–1 |
| 10 | Gordie Soltau | 5–5–0 |
| 10 | Billy Wilson | 4–4–2 |
| 10 | Bernie Casey | 3–5–2 |
| 9 | Vernon Davis | 4–5–0 |
| 8 | R.C. Owens | 5–2–1 |
| 8 | Michael Crabtree | 5–3–0 |
| 5 | Monty Stickles | 3–2–0 |
| 5 | Anquan Boldin | 4–1–0 |
| 4 | Paul Hofer | 2–2–0 |
| 4 | J.J. Stokes | 2–2–0 |
| **3** | **Marquise Goodwin** | **2–1–0** |
| 3 | Garrison Hearst | 2–1–0 |
| 3 | Dick Witcher | 2–1–0 |
| 3 | Clifton McNeil | 1–2–0 |
| 3 | Ted Kwalick | 0–2–1 |
| 3 | Brandon Lloyd | 0–3–0 |
| 2 | Clyde Conner | 2–0–0 |
| 2 | Roger Craig | 2–0–0 |
| 2 | J.R. Boone | 1–1–0 |
| 2 | Isaac Bruce | 1–1–0 |
| 2 | Antonio Bryant | 1–1–0 |
| 2 | John David Crow | 1–1–0 |
| 2 | Eric Johnson | 1–1–0 |
| 2 | Hugh McElhenny | 1–1–0 |
| **1** | **George Kittle** | **1–0–0** |
| 1 | Danny Abramowicz | 1–0–0 |
| 1 | Jimmy Johnson | 1–0–0 |
| 1 | Brent Jones | 1–0–0 |
| 1 | Don Lisbon | 1–0–0 |
| 1 | Willie McGee | 1–0–0 |
| 1 | Jeff Moore | 1–0–0 |
| 1 | Renaldo Nehemiah | 1–0–0 |
| 1 | Ted Popson | 1–0–0 |
| 1 | Tom Rathman | 1–0–0 |
| 1 | J.D. Smith | 1–0–0 |
| 1 | Aaron Thomas | 1–0–0 |
| 1 | Ricky Watters | 1–0–0 |
| 1 | Mike Wilson | 1–0–0 |
| 1 | Arnaz Battle | 0–1–0 |
| 1 | Alyn Beals | 0–1–0 |
| 1 | Jimmy Cason | 0–1–0 |
| 1 | Curtis Conway | 0–1–0 |
| **1** | **Pierre Garçon** | **0–1–0** |
| 1 | Charlie Garner | 0–1–0 |
| 1 | Frank Gore | 0–1–0 |
| 1 | Carroll Hardy | 0–1–0 |
| 1 | Jeremy Kerley | 0–1–0 |
| 1 | Alex Loyd | 0–1–0 |
| 1 | Joshua Morgan | 0–1–0 |
| 1 | Quinton Patton | 0–1–0 |
| 1 | Joe Perry | 0–1–0 |
| 1 | Mike Sherrard | 0–1–0 |
| 1 | Torrey Smith | 0–1–0 |
| 1 | Jimmy Thomas | 0–1–0 |
| 1 | Cedrick Wilson | 0–1–0 |
| **296** | | **168–120–8** |

# 49ERS 300-YARD PASSERS

| | |
|---|---|
| **381 – Jimmy Garoppolo vs. Ten.** | **12/17/17 (31 0f 43)** |
| **334 – Jimmy Garoppolo at Hou.** | **12/10/17 (20 0f 33)** |
| **353 – Brian Hoyer at Ind.** | **10/8/17 (29 of 46)** |
| **332 – Brian Hoyer vs. LAR** | **9/21/17 (23 of 37)** |
| 398 – Colin Kaepernick vs. NO | 11/6/16 (24 of 39) |
| 354 – Blaine Gabbert vs. StL | 1/3/16 (28 of 44) |
| 318 – Blaine Gabbert vs. Arz. | 11/29/15 (25 of 36) |
| 340 – Colin Kaepernick vs. Bal. | 10/18/15 (16 of 27) |
| 335 – Colin Kaepernick at Pit. | 9/20/15 (33 of 46) |
| 343 – Colin Kaepernick at StL | 10/13/14 (22 of 36) |
| 310 – Colin Kaepernick at Arz. | 12/29/13 (21 of 34) |
| 412 – Colin Kaepernick vs. GB | 9/8/13 (27 of 39) |
| 303 – Alex Smith vs. Buf. | 10/7/12 (18 of 24) |
| 356 – Troy Smith vs. StL | 11/14/10 (17 of 28) |
| 309 – Alex Smith vs. Phi. | 10/10/10 (25 of 39) |
| 310 – Alex Smith at Sea. | 12/6/09 (27 of 45) |
| 303 – Shaun Hill at Dal. | 11/23/08 (21 of 33) |
| 321 – J.T. O'Sullivan at Sea. | 9/14/08 (20 of 32) |
| 417 – Tim Rattay vs. Arz. | 10/10/04 (38 of 57) |
| 344 – Jeff Garcia at Cin. | 12/14/03 (26 of 33) |
| 337 – Jeff Garcia at SD | 11/17/02 (25 of 43) |
| 305 – Jeff Garcia at Car. | 11/18/01 (34 of 54) |
| 332 – Jeff Garcia at Atl. | 10/14/01 (27 of 41) |
| 335 – Jeff Garcia vs. Atl. | 9/9/01 (26 of 40) |
| 402 – Jeff Garcia vs. Chi. | 12/17/00 (36 of 44) |
| 305 – Jeff Garcia vs. NO | 12/10/00 (25 of 38) |
| 323 – Jeff Garcia at SD | 12/3/00 (18 of 32) |
| 307 – Jeff Garcia at Car. | 10/22/00 (25 of 39) |
| 336 – Jeff Garcia at GB | 10/15/00 (27 of 42) |
| 336 – Jeff Garcia vs. Oak. | 10/8/00 (28 of 41) |
| 373 – Jeff Garcia at Atl. | 1/3/00 (26 of 34) |
| 303 – Jeff Garcia at Car. | 12/18/99 (29 of 46) |
| 437 – Jeff Garcia at Cin. | 12/5/99 (33 of 49) |
| 342 – Steve Young at Atl. | 11/15/98 (21 of 40) |
| 331 – Steve Young vs. Ind. | 10/18/98 (33 of 51) |
| 309 – Steve Young at NO | 10/11/98 (21 of 40) |
| 329 – Steve Young at Buf. | 10/4/98 (23 of 38) |
| 387 – Steve Young vs. Atl. | 9/27/98 (28 of 39) |
| 303 – Steve Young at Was. | 9/14/98 (21 of 32) |
| 363 – Steve Young vs. NYJ | 9/6/98 (26 of 46) |
| 336 – Steve Young vs. Atl. | 9/21/97 (17 of 24) |
| 393 – Steve Young vs. Car. | 12/8/96 (27 of 41) |
| 316 – Steve Young at Atl. | 12/24/95 (31 of 44) |
| 425 – Steve Young vs. Min. | 12/18/95 (30 of 49) |
| 336 – Steve Young at Car. | 12/10/95 (31 of 45) |
| 382 – Elvis Grbac at Mia. | 11/20/95 (31 of 41) |
| 305 – Elvis Grbac at Dal. | 11/12/95 (20 of 30) |
| 327 – Elvis Grbac at Car. | 11/5/95 (26 of 37) |
| 348 – Steve Young at Det. | 9/25/95 (27 of 44) |
| 331 – Steve Young vs. Atl. | 9/10/95 (27 of 40) |
| 350 – Steve Young vs. Den. | 12/17/94 (20 of 29) |
| 304 – Steve Young at SD | 12/11/94 (25 of 32) |
| 325 – Steve Young vs. LA Rams | 11/20/94 (30 of 44) |
| 355 – Steve Young at LA Rams | 9/18/94 (31 of 39) |
| 308 – Steve Young vs. LA Raiders | 9/5/94 (19 of 32) |
| 354 – Steve Young at Det. | 12/19/93 (17 of 23) |
| 462 – Steve Young at LA Rams | 11/28/93 (26 of 32) |
| 311 – Steve Young at TB | 11/14/93 (23 of 29) |
| 342 – Steve Young vs. Phi. | 11/29/92 (24 of 35) |
| 399 – Steve Young vs. Atl. | 10/18/92 (18 of 28) |
| 449 – Steve Young vs. Buf. | 9/13/92 (26 of 37) |
| 338 – Steve Young vs. Chi. | 12/23/91 (21 of 32) |
| 347 – Steve Bono vs. NO | 12/1/91 (27 of 41) |
| 306 – Steve Bono at LA Rams | 11/25/91 (18 of 33) |
| 348 – Steve Young vs. Atl. | 10/13/91 (22 of 38) |
| 348 – Steve Young vs. SD | 9/8/91 (26 of 36) |
| 411 – Joe Montana at GB | 11/4/90 (25 of 40) |
| 476 – Joe Montana at Atl. | 10/14/90 (32 of 49) |
| 318 – Joe Montana at Hou. | 10/7/90 (20 of 28) |
| 398 – Joe Montana vs. Atl. | 9/23/90 (24 of 36) |
| 390 – Joe Montana vs. Was. | 9/16/90 (29 of 44) |
| 458 – Joe Montana at LA Rams | 12/11/89 (30 of 42) |
| 325 – Joe Montana vs. GB | 11/19/89 (30 of 42) |
| 302 – Joe Montana vs. NO | 11/6/89 (22 of 31) |
| 428 – Joe Montana at Phi. | 9/24/89 (25 of 34) |
| 302 – Joe Montana at Sea. | 9/25/88 (20 of 29) |
| 343 – Joe Montana vs. Atl. | 9/18/88 (32 of 48) |
| 308 – Joe Montana at GB | 12/6/87 (26 of 35) |
| 342 – Joe Montana vs. Cle. | 11/29/87 (23 of 31) |
| 304 – Joe Montana at TB | 11/22/87 (29 of 45) |
| 334 – Joe Montana vs. StL Cardinals | 10/18/87 (31 of 39) |
| 316 – Joe Montana at Pit. | 9/13/87 (34 of 49) |
| 441 – Joe Montana at Was. | 11/17/86 (33 of 60) |
| 332 – Mike Moroski at NO | 11/2/86 (23 of 40) |
| 359 – Jeff Kemp vs. Min. | 10/12/86 (23 of 42) |
| 332 – Jeff Kemp vs NO | 9/21/86 (29 of 44) |
| 356 – Joe Montana at TB | 9/7/86 (32 of 46) |
| 322 – Joe Montana vs. Dal. | 12/22/85 (24 of 34) |
| 354 – Joe Montana at NO | 12/15/85 (25 of 38) |
| 328 – Joe Montana vs. LA Rams | 12/9/85 (26 of 36) |
| 306 – Joe Montana at LA Rams | 10/27/85 (22 of 30) |
| 429 – Joe Montana at Atl. | 10/6/85 (37 of 57) |
| 301 – Joe Montana vs. Cin. | 11/4/84 (27 of 42) |
| 365 – Joe Montana at LA Rams | 10/28/84 (21 of 31) |
| 353 – Joe Montana at Hou. | 10/21/84 (25 of 35) |
| 381 – Joe Montana vs. Was. | 9/10/84 (24 of 40) |
| 358 – Joe Montana at LA Rams | 10/23/83 (25 of 39) |
| 316 – Joe Montana vs. LA Rams | 10/9/83 (28 of 42) |
| 341 – Joe Montana at StL Cardinals | 9/18/83 (20 of 32) |
| 356 – Joe Montana vs. SD | 12/11/82 (31 of 46) |
| 305 – Joe Montana vs. LA Rams | 12/2/82 (26 of 37) |
| 334 – Joe Montana vs. NO | 11/28/82 (27 of 42) |
| 408 – Joe Montana at StL Cardinals | 11/21/82 (26 of 39) |
| 336 – Joe Montana at Den. | 9/19/82 (26 of 37) |
| 345 – Steve DeBerg at Atl. | 9/28/80 (32 of 51) |
| 345 – Steve DeBerg vs. Atl. | 12/16/79 (29 of 54) |
| 348 – Steve DeBerg vs. Chi. Bears | 10/28/79 (26 of 41) |
| 306 – Steve DeBerg vs. Sea. | 10/7/79 (31 of 40) |
| 321 – Steve DeBerg at Hou. | 9/17/78 (20 to 32) |
| 316 – Tom Owen at Chi. | 11/17/74 (15 of 26) |
| 320 – Steve Spurrier vs. Min. | 10/14/73 (31 of 48) |
| 315 – Steve Spurrier at GB | 11/5/72 (19 of 37) |
| 317 – John Brodie at Chi. | 11/8/70 (21 of 28) |
| 356 – John Brodie at LAN | 11/9/69 (25 of 42) |
| 301 – John Brodie vs. GB | 12/1/68 (24 of 39) |
| 324 – George Mira at Atl. | 12/10/67 (20 of 34) |
| 327 – John Brodie at Chi. | 11/13/66 (28 of 54) |
| 328 – John Brodie vs. GB | 12/10/61 (19 of 29) |
| 322 – John Brodie vs. Chi. | 11/19/61 (11 of 19) |
| 316 – Y.A. Tittle at Det. | 10/16/55 (15 of 31) |
| 371 – Y.A. Tittle vs. Bal. | 12/13/53 (29 of 44) |
| 301 – Y.A. Tittle at LA Rams | 11/8/53 (18 of 32) |
| 304 – Y.A. Tittle vs. Chi. | 11/1/53 (25 of 43) |
| 341 – Y.A. Tittle at NYG | 11/9/52 (16 of 29) |

# 49ERS 100-YARD RUSHERS SINCE 1970

| | |
|---|---|
| **124 – Carlos Hyde at Sea.** | **9/17/17 (15 carries)** |
| **193 – Carlos Hyde vs. NYJ** | **12/11/16 (17 carries)** |
| 113 – Colin Kaepernick at Mia. | 11/27/16 (10 carries) |
| **102 – Carlos Hyde at Sea.** | **9/25/16 (21 carries)** |
| **168 – Carlos Hyde vs. Min.** | **9/14/15 (26 carries)** |
| 144 – Frank Gore vs. Arz. | 12/28/14 (25 carries) |
| 158 – Frank Gore vs. SD | 12/20/14 (26 carries) |
| 151 – Colin Kaepernick vs. SD | 12/20/14 (7 carries) |
| 107 – Frank Gore vs. KC | 10/5/14 (18 carries) |
| 119 – Frank Gore vs. Phi. | 9/28/14 (24 carries) |
| 110 – Frank Gore vs. Sea. | 12/8/13 (17 carries) |
| 101 – Frank Gore vs. Arz. | 10/13/13 (25 carries) |
| 153 – Frank Gore at StL | 9/26/13 (20 carries) |
| 131 – Frank Gore vs. Sea. | 10/18/12 (16 carries) |
| 106 – Frank Gore vs. Buf. | 10/7/12 (14 carries) |
| 112 – Frank Gore at GB | 9/9/12 (16 carries) |
| 107 – Frank Gore at Was. | 11/6/11 (19 carries) |
| 134 – Frank Gore vs. Cle. | 10/30/11 (31 carries) |
| 141 – Frank Gore at Det. | 10/16/11 (15 carries) |
| 125 – Frank Gore vs. TB | 10/9/11 (20 carries) |
| 127 – Frank Gore at Phi. | 10/2/11 (15 carries) |
| 136 – Brian Westbrook at Arz. | 11/29/10 (23 carries) |
| 118 – Frank Gore vs. Den. (London) | 10/31/10 (29 carries) |
| 102 – Frank Gore at Car. | 10/24/10 (19 carries) |
| 149 – Frank Gore vs. Oak. | 10/17/10 (25 carries) |
| 112 – Frank Gore vs. NO | 9/20/10 (20 carries) |
| 107 – Frank Gore at StL | 1/3/10 (23 carries) |
| 107 – Frank Gore at Phi. | 12/20/09 (16 carries) |
| 167 – Frank Gore vs. Arz. | 12/14/09 (25 carries) |
| 104 – Frank Gore vs. Chi. | 11/12/09 (25 carries) |
| 207 – Frank Gore vs. Sea. | 9/20/09 (16 carries) |
| 106 – Frank Gore vs. StL | 11/16/08 (18 carries) |
| 101 – Frank Gore vs. Phi. | 10/12/08 (19 carries) |
| 130 – Frank Gore vs. Det. | 9/21/08 (27 carries) |
| 138 – Frank Gore vs. Cin. | 12/15/07 (29 carries) |
| 116 – Frank Gore at Arz. | 11/25/07 (21 carries) |
| 153 – Frank Gore at Den. | 12/31/06 (31 carries) |
| 144 – Frank Gore at Sea. | 12/14/06 (29 carries) |
| 130 – Frank Gore vs. GB | 12/10/06 (18 carries) |
| 134 – Frank Gore at StL | 11/26/06 (21 carries) |
| 212 – Frank Gore vs. Sea. | 11/19/06 (24 carries) |
| 159 – Frank Gore at Det. | 11/12/06 (22 carries) |
| 111 – Frank Gore at Chi. | 10/29/06 (12 carries) |
| 134 – Frank Gore vs. Oak. | 10/8/06 (27 carries) |
| 127 – Frank Gore vs. StL | 9/17/06 (29 carries) |
| 108 – Frank Gore vs. Hou | 1/1/06 (25 carries) |
| 109 – Maurice Hicks at StL | 12/24/05 (10 carries) |
| 101 – Kevan Barlow vs. TB | 10/30/05 (26 carries) |
| 103 – Kevan Barlow at NE | 1/2/05 (25 carries) |
| 139 – Maurice Hicks at Arz. | 12/12/04 (34 carries) |
| 114 – Kevan Barlow at NO | 9/19/04 (20 carries) |
| 154 – Kevan Barlow at Phi. | 12/21/03 (30 carries) |
| 154 – Kevan Barlow vs. Arz. | 12/7/03 (18 carries) |
| 117 – Garrison Hearst vs. TB | 10/19/03 (20 carries) |
| 124 – Garrison Hearst vs. Sea. | 12/1/02 (31 carries) |
| 116 – Garrison Hearst vs. StL | 10/6/02 (13 carries) |
| 103 – Garrison Hearst vs. Mia. | 12/16/01 (26 carries) |
| 124 – Garrison Hearst vs. Buf | 12/2/01 (25 carries) |
| 106 – Garrison Hearst at Ind. | 11/25/01 (12 carries) |
| 145 – Garrison Hearst vs. NO | 11/11/01 (17 carries) |
| 102 – Charlie Garner vs. KC | 11/12/00 (25 carries) |
| 109 – Charlie Garner vs. Oak. | 10/8/00 (24 carries) |
| 201 – Charlie Garner at Dal. | 9/24/00 (36 carries) |
| 129 – Charlie Garner vs. Was | 12/26/99 (16 carries) |
| 107 – Charlie Garner vs. Atl. | 12/12/99 (26 carries) |
| 166 – Charlie Garner vs. Pit | 11/7/99 (20 carries) |
| 102 – Lawrence Phillips at Arz. | 9/27/99 (9 carries) |
| 107 – Garrison Hearst at NE | 12/20/98 (27 carries) |
| 198 – Garrison Hearst vs. Det. | 12/14/98 (24 carries) |
| 139 – Garrison Hearst at Car. | 12/6/98 (20 carries) |
| 166 – Garrison Hearst vs. NYG | 11/30/98 (20 carries) |
| 138 – Garrison Hearst at Was | 9/14/98 (22 carries) |
| 187 – Garrison Hearst vs. NYJ | 9/6/98 (20 carries) |
| 104 – Garrison Hearst vs. Dal. | 11/2/97 (22 carries) |
| 105 – Garrison Hearst at Atl. | 10/19/97 (18 carries) |
| 141 – Garrison Hearst at Car. | 9/29/97 (28 carries) |
| 105 – Terry Kirby at Atl. | 12/2/96 (12 carries) |
| 105 – Ricky Watters at NO | 11/28/94 (26 carries) |
| 103 – Ricky Watters vs. TB | 10/23/94 (14 carries) |
| 116 – Ricky Watters vs. NO | 11/22/93 (16 carries) |
| 135 – Ricky Watters at NO | 9/26/93 (25 carries) |
| 112 – Ricky Watters vs. Atl. | 9/19/93 (19 carries) |
| 134 – Amp Lee at Min. | 12/13/92 (23 carries) |
| 163 – Ricky Watters at LA Rams | 11/22/92 (26 carries) |
| 115 – Ricky Watters vs. NO | 11/15/92 (21 carries) |
| 104 – Ricky Watters at NE | 10/11/92 (19 carries) |
| 100 – Ricky Watters at NYG | 9/6/92 (13 carries) |
| 104 – Keith Henderson vs. Det. | 10/20/91 (20 carries) |
| 102 – Steve Young vs. NO | 12/23/90 (8 carries) |
| 124 – Dexter Carter at LA Rams | 12/17/90 (13 carries) |
| 105 – Roger Craig vs. Buf. | 12/17/89 (25 carries) |
| 109 – Roger Craig vs. Atl. | 11/12/89 (17 carries) |
| 131 – Roger Craig at Ind. | 9/10/89 (24 carries) |
| 115 – Roger Craig vs. NO | 12/11/88 (22 carries) |
| 103 – Roger Craig at Atl. | 12/4/88 (23 carries) |
| 162 – Roger Craig at Phx. | 11/6/88 (26 carries) |
| 190 – Roger Craig at LA Rams | 10/16/88 (22 carries) |
| 143 – Roger Craig vs. Den. | 10/9/88 (26 carries) |
| 107 – Roger Craig at Sea. | 9/25/88 (21 carries) |
| 110 – Roger Craig at NYG | 9/11/88 (18 carries) |
| 104 – Roger Craig at LA Rams | 11/1/87 (23 carries) |
| 107 – Joe Cribbs at NE | 12/14/86 (23 carries) |
| 101 – Roger Craig vs. Atl. | 11/23/86 (17 carries) |
| 105 – Joe Cribbs vs. StL | 11/9/86 (21 carries) |
| 111 – Wendell Tyler vs. KC | 11/17/85 (16 carries) |
| 117 – Roger Craig at Den. | 11/11/85 (22 carries) |
| 107 – Wendell Tyler at Det. | 10/20/85 (16 carries) |
| 107 – Roger Craig vs. Atl. | 9/15/85 (11 carries) |
| 125 – Wendell Tyler at Min. | 9/8/85 (21 carries) |
| 117 – Wendell Tyler at NO | 11/25/84 (15 carries) |

# 49ERS 100-YARD RUSHERS SINCE 1970 (CONT.)

| | |
|---|---|
| 108 – Wendell Tyler at Hou. | 10/21/84 (23 carries) |
| 101 – Wendell Tyler at NYG | 10/8/84 (14 carries) |
| 113 – Wendell Tyler at Phi. | 9/23/84 (21 carries) |
| 102 – Wendell Tyler vs. TB | 12/4/83 (16 carries) |
| 108 – Wendell Tyler at StL | 9/18/83 (18 carries) |
| 107 – Wendell Tyler at Min. | 9/8/83 (19 carries) |
| 125 – Lenvil Elliot vs. NO | 12/7/80 (20 carries) |
| 147 – Paul Hofer at NO | 11/11/79 (17 carries) |
| 106 – Paul Hofer at Oak. | 11/4/79 (13 carries) |
| 104 – Paul Hofer vs. LA Rams | 11/19/78 (20 carries) |
| 108 – O.J. Simpson vs. Chi. | 9/10/78 (27 carries) |
| 107 – Delvin Williams at Min. | 12/4/77 (27 carries) |
| 190 – Wilbur Jackson vs. NO | 11/27/77 (16 carries) |
| 123 – Wilbur Jackson at NO | 11/13/77 (22 carries) |
| 110 – Delvin Williams at NO | 11/13/77 (25 carries) |
| 106 – Delvin Williams vs. Det. | 10/23/77 (27 carries) |
| 104 – Delvin Williams at SD | 12/5/76 (26 carries) |
| 156 – Wilbur Jackson vs. Min. | 11/29/76 (30 carries) |
| 153 – Delvin Williams vs. Min. | 11/29/76 (20 carries) |
| 180 – Delvin Williams vs. Was. | 11/7/76 (23 carries) |
| 194 – Delvin Williams at StL Cardinals | 10/31/76 (34 carries) |
| 121 – Delvin Williams at GB | 9/12/76 (25 carries) |
| 104 – Delvin Williams at Atl. | 12/14/75 (10 carries) |
| 106 – Delvin Williams vs. Chi. | 11/16/75 (12 carries) |
| 106 – Larry Schreiber vs. Atl. | 11/24/74 (20 carries) |
| 117 – Ken Willard vs. Phi. | 12/2/73 (15 carries) |
| 104 – Larry Schreiber vs. Bal. | 11/12/72 (17 carries) |
| 125 – Vic Washington at NYJ | 11/28/71 (27 carries) |
| 129 – Ken Willard at NYJ | 11/28/71 (15 carries) |
| 105 – Ken Willard vs. Cle. | 9/27/70 (22 carries) |

# 49ERS 100-YARD RECEIVERS SINCE 1970

| | |
|---|---|
| **100 – George Kittle at LAR** | **12/31/17 (4 catches)** |
| **114 – Marquise Goodwin vs. Ten.** | **12/17/17 (10 catches)** |
| **106 – Marquise Goodwin at Hou.** | **12/10/17 (6 catches)** |
| **116 – Marquise Goodwin at Ind.** | **10/8/17 (5 catches)** |
| **142 – Pierre Garçon vs. LAR** | **9/21/17 (7 catches)** |
| 106 – Quinton Patton vs. NO | 11/6/16 (6 catches) |
| 102 – Jeremy Kerley vs. Arz. | 10/6/16 (8 catches) |
| 102 – Anquan Boldin vs. Bal. | 10/18/15 (5 catches) |
| 107 – Anquan Boldin at NYG | 10/11/15 (8 catches) |
| 120 – Torrey Smith at Pit. | 9/20/15 (6 catches) |
| 137 – Anquan Boldin vs. Was. | 11/23/14 (9 catches) |
| 103 – Stevie Johnson at Arz. | 9/21/14 (9 catches) |
| 149 – Anquan Boldin at Arz. | 12/29/13 (9 catches) |
| 102 – Michael Crabtree vs. Atl. | 12/23/13 (5 catches) |
| 180 – Vernon Davis vs. Arz. | 10/13/13 (8 catches) |
| 208 – Anquan Boldin vs. GB | 9/8/13 (13 catches) |
| 172 – Michael Crabtree vs. Arz. | 12/30/12 (8 catches) |
| 107 – Michael Crabtree at NE | 12/16/12 (7 catches) |
| 101 – Michael Crabtree at StL | 12/2/12 (7 catches) |
| 113 – Michael Crabtree vs. Buf. | 10/7/12 (6 catches) |
| 106 – Vernon Davis vs. Buf. | 10/7/12 (5 catches) |
| 118 – Vernon Davis at StL | 1/1/12 (8 catches) |
| 120 – Michael Crabtree vs. Arz. | 11/20/11 (7 catches) |
| 114 – Vernon Davis at Cin. | 9/25/11 (8 catches) |
| 122 – Michael Crabtree at StL | 12/26/10 (6 catches) |
| 106 – Joshua Morgan at SD | 12/16/10 (7 catches) |
| 126 – Vernon Davis at GB | 12/5/10 (4 catches) |
| 105 – Michael Crabtree vs. Phi. | 10/10/10 (9 catches) |
| 104 – Vernon Davis vs. Phi. | 10/10/10 (5 catches) |
| 102 – Frank Gore at KC | 9/26/10 (9 catches) |
| 111 – Vernon Davis at Sea. | 12/6/09 (6 catches) |
| 108 – Vernon Davis at GB | 11/22/09 (6 catches) |
| 102 – Vernon Davis vs. Ten. | 11/8/09 (10 catches) |
| 125 – Isaac Bruce at Dal. | 11/23/08 (8 catches) |
| 120 – Arnaz Battle at NO | 9/28/08 (7 catches) |
| 153 – Isaac Bruce at Sea. | 9/14/08 (4 catches) |
| 131 – Antonio Bryant vs. StL | 9/17/06 (4 catches) |
| 114 – Antonio Bryant at Arz. | 9/10/06 (4 catches) |
| 119 – Brandon Lloyd vs. Sea. | 11/20//05 (7 catches) |
| 102 – Brandon Lloyd at Arz. | 10/2/05 (7 catches) |
| 142 – Brandon Lloyd vs. Dal. | 9/25/05 (4 catches) |
| 101 – Cedrick Wilson vs. Car. | 11/14/04 (5 catches) |
| 162 – Eric Johnson vs. Arz. | 10/10/04 (13 catches) |
| 113 – Eric Johnson vs. StL | 10/3/04 (10 catches) |
| 112 – Curtis Conway at NO | 9/19/04 (8 catches) |
| 127 – Terrell Owens at Cin. | 12/14/03 (8 catches) |
| 155 – Terrell Owens vs. Pit. | 11/17/03 (8 catches) |
| 152 – Terrell Owens vs. TB | 10/19/03 (6 catches) |
| 112 – Terrell Owens vs. Chi. | 9/7/03 (7 catches) |
| 123 – Terrell Owens at Dal. | 12/8/02 (12 catches) |
| 166 – Terrell Owens vs. Phi. | 11/25/02 (13 catches) |
| 171 – Terrell Owens at SD | 11/17/02 (7 catches) |
| 191 – Terrell Owens at Oak. | 11/3/02 (12 catches) |
| 132 – Terrell Owens vs. Arz. | 10/27/02 (8 catches) |
| 116 – Terrell Owens at NO | 1/6/02 (2 catches) |
| 103 – Terrell Owens at Ind. | 11/25/01 (6 catches) |
| 100 – Terrell Owens vs. NO | 11/11/01 (8 catches) |
| 125 – Terrell Owens vs. Det. | 11/4/01 (9 catches) |
| 105 – Garrison Hearst at Chi. | 10/28/01 (4 catches) |
| 183 – Terrell Owens at Atl. | 10/14/01 (9 catches) |
| 118 – Terrell Owens vs. Car. | 10/7/01 (8 catches) |
| 283 – Terrell Owens vs. Chi. | 12/17/00 (20 catches) |
| 129 – Terrell Owens vs. NO | 12/10/00 (6 catches) |
| 115 – Terrell Owens vs. StL | 10/29/00 (8 catches) |
| 112 – Charlie Garner at Car. | 10/22/00 (7 catches) |
| 176 – Terrell Owens vs. Oak. | 10/8/00 (12 catches) |
| 108 – Terrell Owens at StL | 9/17/00 (6 catches) |
| 143 – Jerry Rice at Atl. | 1/3/00 (6 catches) |
| 130 – J.J. Stokes at Atl. | 1/3/00 (5 catches) |
| 157 – Jerry Rice at Cin. | 12/5/99 (9 catches) |
| 145 – Terrell Owens at Cin. | 12/5/99 (9 catches) |
| 120 – Terrell Owens vs. StL | 11/21/99 (6 catches) |
| 115 – Jerry Rice at NE | 12/20/98 (5 catches) |
| 140 – Terrell Owens vs. NYG | 11/30/98 (5 catches) |
| 103 – Garrison Hearst vs. NO | 11/22/98 (4 catches) |
| 169 – Jerry Rice at Atl. | 11/15/98 (10 catches) |
| 120 – Terrell Owens at StL. | 10/25/98 (5 catches) |
| 110 – J.J. Stokes vs. Ind. | 10/18/98 (9 catches) |
| 162 – Jerry Rice vs. Atl. | 9/27/98 (8 catches) |
| 105 – Garrison Hearst vs. Atl. | 9/27/98 (4 catches) |
| 111 – J.J. Stokes vs. NYJ | 9/6/98 (7 catches) |
| 129 – Jerry Rice vs. Car. | 12/8/96 (10 catches) |
| 110 – Terrell Owens vs. Car. | 12/8/96 (5 catches) |
| 116 – Ted Popson vs. Cin. | 10/20/96 (8 catches) |
| 108 – Jerry Rice at StL | 10/6/96 (7 catches) |
| 127 – Jerry Rice at Car. | 9/22/96 (10 catches) |
| 153 – Jerry Rice at Atl. | 12/24/95 (12 catches) |
| 106 – J.J. Stokes at Atl. | 12/24/95 (5 catches) |
| 289 – Jerry Rice vs. Min. | 12/18/95 (14 catches) |
| 121 – Jerry Rice at Car. | 12/10/95 (6 catches) |
| 149 – Jerry Rice at Mia. | 11/20/95 (8 catches) |
| 161 – Jerry Rice at Dal. | 11/12/95 (5 catches) |
| 111 – Jerry Rice vs. Car. | 11/5/95 (8 catches) |
| 108 – Jerry Rice vs. NO | 10/29/95 (8 catches) |
| 181 – Jerry Rice at Det. | 9/25/95 (11 catches) |
| 167 – Jerry Rice vs. Atl. | 9/10/95 (11 catches) |
| 121 – Jerry Rice vs. Den. | 12/17/94 (9 catches) |
| 106 – Rickey Watters vs. Den. | 12/17/94 (4 catches) |
| 144 – Jerry Rice at SD | 12/11/94 (12 catches) |
| 165 – Jerry Rice vs. LA Rams | 11/20/94 (16 catches) |
| 147 – Jerry Rice at LA Rams | 9/18/94 (11 catches) |
| 103 – John Taylor at LA Rams | 9/18/94 (7 catches) |
| 169 – Jerry Rice vs. LA Raiders | 9/5/94 (7 catches) |
| 132 – Jerry Rice at Det. | 12/19/93 (4 catches) |
| 115 – John Taylor at Det. | 12/19/93 (4 catches) |
| 105 – Jerry Rice at Atl. | 12/11/93 (6 catches) |
| 166 – Jerry Rice at LA Rams | 11/28/93 (8 catches) |
| 150 – John Taylor at LA Rams | 11/28/93 (6 catches) |
| 172 – Jerry Rice at TB | 11/14/93 (8 catches) |
| 155 – Jerry Rice vs. Phx. | 10/24/93 (9 catches) |
| 118 – Jerry Rice vs. TB | 12/19/92 (7 catches) |
| 133 – Jerry Rice vs. Phi. | 11/29/92 (8 catches) |
| 183 – Jerry Rice vs. Atl. | 10/18/92 (7 catches) |
| 159 – Mike Sherrard vs. Buf. | 9/13/92 (6 catches) |
| 112 – John Taylor vs. Buf. | 9/13/92 (5 catches) |
| 125 – Jerry Rice vs. Chi. | 12/23/91 (5 catches) |
| 113 – John Taylor at Sea. | 12/8/91 (7 catches) |
| 154 – Jerry Rice vs. NO | 12/1/91 (9 catches) |
| 121 – John Taylor at LA Rams | 11/25/91 (6 catches) |
| 127 – John Taylor at Atl. | 11/3/91 (2 catches) |
| 138 – Jerry Rice vs. Atl. | 10/13/91 (7 catches) |
| 150 – Jerry Rice vs. SD | 9/8/91 (9 catches) |
| 118 – Jerry Rice at Min. | 12/30/90 (9 catches) |
| 104 – Jerry Rice at LA Rams | 12/17/90 (5 catches) |

# 49ERS 100-YARD RECEIVERS SINCE 1970 (CONT.)

| | |
|---|---|
| 101 – Jerry Rice at Cin. | 12/9/90 (8 catches) |
| 147 – Jerry Rice at Dal. | 11/11/90 (12 catches) |
| 187 – Jerry Rice at GB | 11/4/90 (6 catches) |
| 225 – Jerry Rice at Atl. | 10/14/90 (13 catches) |
| 132 – John Taylor at Hou. | 10/7/90 (4 catches) |
| 171 – Jerry Rice vs. Atl. | 9/23/90 (8 catches) |
| 125 – Brent Jones vs. Atl. | 9/23/90 (5 catches) |
| 160 – John Taylor vs. Was. | 9/16/90 (8 catches) |
| 101 – Jerry Rice vs. Chi. | 12/24/89 (4 catches) |
| 286 – John Taylor at LA Rams | 12/11/89 (11 catches) |
| 162 – John Taylor at Atl. | 12/3/89 (5 catches) |
| 117 – Jerry Rice vs. NYG | 11/27/89 (7 catches) |
| 106 – Jerry Rice vs. GB | 11/19/89 (9 catches) |
| 112 – Jerry Rice vs. NE | 10/22/89 (6 catches) |
| 103 – Tom Rathman vs. NE | 10/22/89 (11 catches) |
| 149 – Jerry Rice at NO | 10/8/89 (7 catches) |
| 136 – John Taylor at Phi. | 9/24/89 (6 catches) |
| 164 – Jerry Rice at Phi. | 9/24/89 (6 catches) |
| 122 – Jerry Rice at TB | 9/17/89 (8 catches) |
| 163 – Jerry Rice at Ind. | 9/10/89 (6 catches) |
| 171 – Jerry Rice at SD | 11/27/88 (6 catches) |
| 105 – Jerry Rice vs. Was. | 11/21/88 (3 catches) |
| 163 – Jerry Rice at Sea. | 9/25/88 (6 catches) |
| 163 – Jerry Rice vs. Atl. | 9/18/88 (8 catches) |
| 109 – Jerry Rice at NYG | 9/11/88 (4 catches) |
| 126 – Jerry Rice vs. Cle. | 11/29/87 (7 catches) |
| 103 – Jerry Rice at TB | 11/22/87 7 catches) |
| 108 – Jerry Rice vs. NO | 11/15/87 (4 catches) |
| 104 – Mike Wilson at Cin. | 9/20/87 (7 catches) |
| 106 – Jerry Rice at Pit. | 9/13/87 (8 catches) |
| 204 – Jerry Rice at Was. | 11/17/86 (12 catches) |
| 156 – Jerry Rice vs. StL | 11/9/86 (4 catches) |
| 144 – Jerry Rice vs. Min. | 10/12/86 (7 catches) |
| 172 – Jerry Rice vs. Ind. | 10/5/86 (6 catches) |
| 120 – Jerry Rice vs. NO | 9/21/86 (7 catches) |
| 100 – Dwight Clark vs. NO | 9/21/86 (7 catches) |
| 157 – Jerry Rice at LA Rams | 9/14/86 (6 catches) |
| 100 – Dwight Clark at TB | 9/7/86 (7 catches) |
| 111 – Jerry Rice vs. Dal. | 12/22/85 (7 catches) |
| 241 – Jerry Rice vs. LA Rams | 12/9/85 (10 catches) |
| 132 – Roger Craig at LA Rams | 10/27/85 (6 catches) |
| 167 – Roger Craig at Atl. | 10/6/85 (12 catches) |
| 125 – Renaldo Nehemiah vs. Min. | 12/8/84 (6 catches) |
| 105 – Freddie Solomon at Cle. | 11/11/84 (5 catches) |
| 124 – Dwight Clark vs. Cin. | 11/4/84 (7 catches) |
| 127 – Dwight Clark at Hou. | 10/21/84 (5 catches) |
| 105 – Dwight Clark vs. Was. | 9/10/84 (5 catches) |
| 103 – Freddie Solomon vs. Atl. | 9/25/83 (6 catches) |
| 121 – Freddie Solomon at StL | 9/18/83 (3 catches) |
| 104 – Dwight Clark at KC | 12/26/82 (4 catches) |
| 101 – Dwight Clark vs. Atl. | 12/19/82 (8 catches) |
| 135 – Dwight Clark vs. SD | 12/11/82 (12 catches) |
| 102 – Jeff Moore at LA Rams | 12/2/82 (8 catches) |
| 103 – Dwight Clark at StL | 11/21/82 (6 catches) |
| 127 – Dwight Clark at Den. | 9/19/82 (9 catches) |
| 109 – Freddie Solomon at Den. | 9/19/82 (4 catches) |
| 106 – Dwight Clark vs. LA Raiders | 9/12/82 (6 catches) |
| 124 – Freddie Solomon at LA Rams | 11/22/81 (5 catches) |
| 128 – Dwight Clark vs. Atl. | 11/8/81 (7 catches) |
| 109 – Dwight Clark vs. LA Rams | 10/25/81 (8 catches) |
| 135 – Dwight Clark vs. Dal. | 10/11/81 (4 catches) |
| 113 – Freddie Solomon vs. Chi. | 9/13/81 (5 catches) |
| 155 – Dwight Clark vs. NO | 12/7/80 (6 catches) |
| 104 – Freddie Solomon at GB | 11/9/80 (5 catches) |
| 148 – Dwight Clark at Dal. | 10/12/80 (8 catches) |
| 132 – Freddie Solomon vs. Atl. | 9/28/80 (5 catches) |
| 135 – Paul Hofer vs. StL | 9/14/80 (9 catches) |
| 114 – Paul Hofer at NO | 9/7/80 (7 catches) |
| 130 – Paul Hofer at Atl. | 12/16/79 (9 catches) |
| 104 – Paul Hofer at NYG | 10/14/79 (9 catches) |
| 144 – Freddie Solomon vs. NO | 9/23/79 (8 catches) |
| 107 – Freddie Solomon at Min. | 9/2/79 (4 catches) |
| 110 – Freddie Solomon at Hou. | 9/17/78 (3 catches) |
| 130 – Gene Washington vs. Dal. | 12/12/77 (5 catches) |
| 112 – Gene Washington vs. Det. | 10/23/77 (4 catches) |
| 104 – Willie McGee at Sea. | 9/26/76 (5 catches) |
| 101 – Gene Washington at Phi. | 11/30/75 (6 catches) |
| 144 – Gene Washington at LA Rams | 11/9/75 (5 catches) |
| 121 – Gene Washington at Dal. | 11/10/74 (7 catches) |
| 133 – Ted Kwalick at Det. | 11/4/73 (8 catches) |
| 101 – Dan Abramowicz vs. NO | 10/21/73 (4 catches) |
| 118 – Gene Washington vs. Min. | 10/14/73 (8 catches) |
| 119 – Gene Washington vs. Min. | 12/16/72 (4 catches) |
| 114 – Gene Washington at Chi. | 11/19/72 (4 catches) |
| 164 – Gene Washington at GB | 11/5/72 (6 catches) |
| 102 – Ted Kwalick vs. NO | 10/22/72 (2 catches) |
| 126 – Ted Kwalick vs. NYG | 10/15/72 (6 catches) |
| 140 – Gene Washington vs. SD | 9/17/72 (8 catches) |
| 160 – Gene Washington vs. NE | 10/31/71 (5 catches) |
| 112 – Gene Washington at Phi. | 10/3/71 (3 catches) |
| 131 – Gene Washington at NO | 12/13/70 (5 catches) |
| 115 – Gene Washington vs. Atl. | 12/6/70 (3 catches) |
| 119 – Gene Washington at Chi. | 11/8/70 (5 catches) |
| 126 – Gene Washington vs. NO | 10/18/70 (4 catches) |
| 145 – Gene Washington at LA Rams | 10/11/70 (7 catches) |

# ALL-TIME RETURNS FOR TOUCHDOWNS

## ALL–TIME INTERCEPTION RETURNS FOR TDs

| Date | Player | Yds | Opp. |
|---|---|---|---|
| **12/24/17** | **Johnnson, Dontae** | **50** | **vs. Jax.** |
| **12/6/15** | **Ward, Jimmie** | **29** | **at Chi.** |
| 12/20/14 | Bethea, Antoine | 49 | vs. SD |
| **10/13/14** | **Johnson, Dontae** | **20** | **at StL** |
| 12/23/13 | Bowman, NaVorro | 89 | vs. Atl. |
| 10/6/13 | Brock, Tramaine | 18 | vs. Hou. |
| 11/25/12 | Whitner, Donte | 42 | at NO |
| 11/25/12 | Brooks, Ahmad | 50 | at NO |
| 10/9/11 | Rogers, Carlos | 31 | vs. TB |
| 1/2/11 | Brown, Tarell | 62 | vs. Arz. |
| 12/12/10 | Goldson, Dashon | 39 | vs. Sea. |
| 10/24/10 | McDonald, Ray | 31 | at Car. |
| 10/4/09 | Willis, Patrick | 23 | vs. StL |
| 9/14/08 | Willis, Patrick | 86 | at Sea. |
| 12/31/06 | Harris, Walt | 28 | at Den. |
| 1/1/06 | Adams, Mike | 40 | vs. Hou. |
| 11/27/05 | Spencer, Shawntae | 61 | at Ten. |
| 9/25/05 | Parrish, Tony | 34 | vs. Dal. |
| 9/7/03 | Plummer, Ahmed | 68 | vs. Chi. |
| 10/6/02 | Webster, Jason | 37 | vs. StL |
| 11/25/01 | Bronson, Zack | 48 | at Ind. |
| 10/28/01 | Bronson, Zack | 97 | at Chi. |
| 12/3/00 | Montgomery, Monty | 46 | at SD |
| 11/19/00 | Webster, Jason | 70 | vs. Atl. |
| 10/17/99 | Walker, Darnell | 27 | vs. Car. |
| 9/19/99 | Shulters, Lance | 64 | at NO |
| 1/3/98 | Norton, Ken Jr. | 23 | vs. Min.* |
| 12/15/97 | Hanks, Merton | 55 | vs. Den. |
| 9/29/96 | Pope, Marquez | 55 | vs. Atl. |
| 11/26/95 | Davis, Eric | 86 | vs. StL |
| 10/22/95 | Norton, Ken Jr. | 35 | at StL |
| 10/22/95 | Norton, Ken Jr. | 21 | at StL |
| 9/10/95 | McDonald, Tim | 13 | vs. Atl. |
| 9/3/95 | McDonald, Tim | 52 | at NO |
| 1/15/95 | Davis, Eric | 44 | vs. Dal.* |
| 12/11/94 | Sanders, Deion | 90 | at SD |
| 11/6/94 | McDonald, Tim | 73 | at Was. |
| 10/16/94 | Sanders, Deion | 93 | at Atl. |
| 9/25/94 | Sanders, Deion | 74 | vs. NO |
| 11/22/93 | Hanks, Merton | 67 | vs. NO |
| 10/31/93 | McGruder, Michael | 31 | vs. LA Rams |
| 10/3/93 | Davis, Eric | 41 | vs. Min. |
| 9/6/92 | Johnson, John | 56 | at NYG |
| 1/12/91 | Carter, Michael | 61 | vs. Was.* |
| 1/6/90 | Lott, Ronnie | 58 | vs. Min.* |
| 1/9/88 | Fuller, Jeff | 48 | vs. Min.* |
| 11/9/86 | Holmoe, Tom | 78 | vs. StL Cardinals |
| 10/26/86 | Nixon, Tory | 88 | at GB |
| 10/26/86 | Lott, Ronnie | 55 | at GB |
| 10/5/86 | McKyer, Tim | 21 | vs. Ind. |
| 9/28/86 | Holmoe, Tom | 66 | at Mia. |
| 10/13/85 | Williamson, Carlton | 43 | vs. Chi. |
| 12/2/84 | McLemore, Dana | 54 | at Atl. |
| 11/25/84 | Shell, Todd | 53 | at NO |
| 12/19/83 | Wright, Eric | 48 | vs. Dal. |
| 10/16/83 | Hicks, Dwight | 62 | at NO |
| 9/18/83 | Collier, Tim | 32 | at StL Cardinals |
| 9/18/83 | Hicks, Dwight | 40 | at StL Cardinals |
| 9/8/83 | Wright, Eric | 60 | at Min. |
| 12/26/82 | Lott, Ronnie | 83 | at KC |
| 1/3/82 | Lott, Ronnie | 20 | vs. NYG* |
| 11/22/81 | Lott, Ronnie | 25 | at LA Rams |
| 10/11/81 | Lott, Ronnie | 41 | vs. Dal. |
| 10/4/81 | Hicks, Dwight | 32 | at Was. |
| 9/27/81 | Lott, Ronnie | 26 | vs. NO |
| 10/1/78 | Leonard, Anthony | 30 | vs. Cin. |
| 10/19/75 | Allen, Nate | 37 | vs. NO |
| 12/15/74 | Wilcox, Dave | 21 | vs. NO |
| 11/23/72 | Vanderbundt, Skip | 21 | at Dal. |
| 10/29/72 | Vanderbundt, Skip | 37 | at Atl. |
| 10/1/72 | Simpson, Mike | 32 | at NO |
| 12/20/70 | Johnson, Jimmy | 36 | at Oak. |
| 9/27/70 | Phillips, Mel | 35 | vs. Cle. |
| 10/26/69 | Woitt, Johnny | 57 | at Bal. |
| 11/24/68 | Belk, Bill | 6 | at Pit. |
| 11/24/68 | Alexander, Kermit | 66 | at Pit. |
| 9/15/68 | Hindman, Stan | 25 | at Bal. Colts |
| 12/11/66 | Randolph, Alvin | 94 | vs. Chi. |
| 11/24/66 | Dowdle, Mike | 27 | at Det. |
| 10/16/66 | Johnson, Jimmy | 35 | at Atl. |
| 11/22/59 | Mertens, Jerry | 30 | at Bal. Colts |
| 11/30/58 | Hazeltine, Matt | 13 | at Bal. Colts |
| 10/27/57 | Herchman, Bill | 54 | vs. Chi. |
| 12/8/56 | Moegle, Dick | 32 | vs. GB |
| 10/16/55 | Berry, Rex | 44 | at Det. |
| 10/17/54 | Brown, Hardy | 41 | at Chi. |
| 9/26/54 | Berry, Rex | 34 | vs. Was. |
| 12/6/53 | Berry, Rex | 29 | vs. GB |
| 10/12/52 | Burke, Don | 35 | at Det. |
| 10/14/51 | Cason, Jim | 65 | at Pit. |
| 11/5/50 | Livingston, Howie | 35 | at LA Rams |

* – Postseason

## ALL–TIME FUMBLE RETURNS FOR TDs

| Date | Player | Yds | Opp. |
|---|---|---|---|
| 9/7/14 | Culliver, Chris | 35 | at Dal. |
| 12/15/13 | Hunter, Kendall | 2 | at TB |
| 10/27/13 | Skuta, Dan | 47 | at Jax. |
| 10/20/13 | Osgood, Kassim | end zone | at Ten. |
| 12/16/12 | Gore, Frank | 9 | at NE |
| 9/30/12 | Rogers, Carlos | 51 | at NYJ |
| 10/4/09 | McDonald, Ray | 11 | vs. StL |
| 10/4/09 | McKillop, Scott | end zone | vs. StL |
| **12/7/08** | **Staley, Joe** | **end zone** | **vs. NYJ** |
| 11/25/07 | Banta–Cain, Tully | end zone | at Arz. |
| 10/8/06 | Oliver, Melvin | 12 | vs. Oak. |
| 10/2/05 | Johnson, Derrick | 78 | at Arz. (Mex. City) |
| 10/2/05 | Smith, Derek | end zone | at Arz. (Mex. City) |
| 11/28/04 | Smith, Derek | 46 | vs. Mia. |
| 10/31/04 | Carpenter, Dwaine | 80 | at Chi. |
| 10/26/03 | Harris, Kwame | 1 | at Arz. |
| 10/28/01 | Peterson, Julian | 26 | at Chi. |
| 10/24/99 | Walker, Darnell | 71 | at Min. |
| 10/17/99 | McMillan, Mark | 41 | vs. Car. |
| 10/10/99 | Bryant, Junior | end zone | at StL |
| 12/15/97 | Greene, Kevin | 40 | vs. Den. |
| 11/10/97 | Hanks, Merton | 38 | at Phi. |
| 11/17/96 | Doleman, Chris | end zone | vs. Bal. |
| 12/24/95 | Rice, Jerry | end zone | at Atl. |
| 12/3/95 | Woodall, Lee | 96 | vs. Buffalo |
| 11/12/95 | Hanks, Merton | 38 | at Dal. |
| 10/16/94 | McDonald, Tim | 49 | at Atl. |
| 11/14/93 | Tamm, Ralph | 1 | at TB |
| 10/17/93 | Davis, Eric | 47 | at Dal. |
| 11/1/92 | Sherrard, Mike | 38 | at Phx. Cardinals |
| 12/23/91 | Griffin, Don | 99 | vs. Chi. |
| 11/12/89 | Haley, Charles | 3 | vs. Atl. |
| 12/27/87 | Taylor, John | 26 | vs. LA Rams |
| 12/1/85 | Turner, Keena | 65 | at Was. |
| 10/20/85 | McIntyre, Guy | end zone | at Det. |
| 9/22/85 | McColl, Milt | 28 | at LA Raiders |
| 12/2/84 | Johnson, Gary | 33 | at Atl. |
| 10/23/83 | Board, Dwaine | end zone | at LA Rams |
| 10/4/81 | Hicks, Dwight | 80 | at Was. |
| 10/3/76 | Elam, Cleveland | 31 | vs. NYJ |
| 11/16/75 | Hart, Tommy | 10 | vs. Chi. |
| 10/26/75 | McGill, Ralph | 14 | at NE |
| 12/15/74 | Belk, Bill | 19 | vs. NO |
| 12/2/73 | Hall, Windlan | 66 | vs. Phi. |
| 11/23/72 | Vanderbundt, Skip | 73 | at Dal. |
| 12/26/71 | Hoskins, Bob | end zone | vs. Was.* |
| 10/31/71 | Blue, Forrest | 25 | vs. NE |
| 10/24/71 | Hart, Tommy | 63 | at StL Cardinals |
| 10/19/69 | Lakes, Roland | 2 | vs. Atl. |
| 10/27/68 | Witcher, Dick | 12 | at Det. |
| 10/15/67 | Windsor, Bob | 2 | at Phi. |
| 12/11/66 | Alexander, Kermit | 14 | vs. Chi. |
| 10/9/66 | Hazeltine, Matt | 22 | vs. GB |
| 11/28/65 | Kopay, Dave | end zone | at Min. |
| 11/14/65 | Miller, Clark | 75 | at Det. |
| 11/14/65 | Wilcox, Dave | 8 | at Det. |
| 10/24/65 | Chapple, Jack | 8 | vs. Min. |
| 9/19/65 | Krueger, Charlie | 6 | vs. Chi. |
| 10/14/62 | Woodson, Abe | 37 | at Chi. |
| 10/18/59 | Hazeltine, Matt | 40 | at Det. |

## ALL–TIME BLOCKED FGs RETURNED FOR TDs

(1970–Present)

| Date | Player | Yds | Opp. |
|---|---|---|---|
| 9/27/09 | Clements, Nate | 59 | at Min. |
| 10/19/08 | Clements, Nate | 74 | at NYG |
| 10/12/08 | Strickland, Donald | 41 | vs. Phi. |
| 10/15/89 | Jackson, Johnnie | 62 | at Dal. |
| 9/26/71 | Taylor, Bruce | 58 | at NO |
| 12/13/70 | Taylor, Bruce | 92 | at NO |

## ALL–TIME PUNT RETURNS FOR TDs

| Date | Player | Yds | Opp. |
|---|---|---|---|
| 9/11/11 | Ginn Jr., Ted | 55 | vs. Sea. |
| 12/26/10 | Ginn Jr., Ted | 78 | at StL |
| 9/11/05 | Amey, Otis | 75 | vs. StL |
| 10/10/04 | Battle, Arnaz | 71 | vs. Arz. |
| 12/1/02 | Williams, Jimmy | 89 | vs. Sea. |
| 12/27/98 | McQuarters, R.W. | 72 | vs. StL |
| 11/10/97 | Levy, Chuck | 73 | at Phi. |
| 12/18/95 | Carter, Dexter | 78 | vs. Min. |
| 10/3/93 | Carter, Dexter | 72 | vs. Min. |
| 11/9/92 | Hanks, Merton | 48 | at Atl. |
| 11/21/88 | Taylor, John | 95 | vs. Was. |
| 10/2/88 | Taylor, John | 77 | vs. Det. |
| 12/14/87 | McLemore, Dana | 83 | vs. Chi. |
| 11/23/86 | Griffin, Don | 76 | vs. Atl. |
| 10/8/84 | McLemore, Dana | 79 | at NYG |
| 12/19/83 | McLemore, Dana | 56 | vs. Dal. |
| 1/2/83 | McLemore, Dana | 93 | vs. LA Rams |
| 12/7/80 | Solomon, Freddie | 57 | vs. NO |
| 10/26/80 | Solomon, Freddie | 53 | vs. TB |
| 10/17/76 | Leonard, Anthony | 60 | vs. NO |
| 9/26/76 | McGill, Ralph | 50 | at Sea. |
| 11/24/74 | Moore, Manfred | 88 | vs. Atl. |
| 12/11/66 | Alexander, Kermit | 44 | vs. Chi. |
| 11/15/64 | Alexander, Kermit | 70 | vs. GB |
| 10/21/62 | Woodson, Abe | 85 | at GB |
| 11/5/61 | Woodson, Abe | 80 | vs. Det. |
| 12/16/56 | Arenas, Joe | 67 | at Bal. Colts |
| 10/19/52 | McElhenny, Hugh | 94 | at Chi. |
| 19.26/52 | O'Donahue, Pat | 23 | vs. Dal. |
| 10/28/51 | Nomellini, Leo | 20 | vs. LA Rams |

* – Postseason

## ALL–TIME KICKOFF RETURNS FOR TDs

| Date | Player | Yds | Opp. |
|---|---|---|---|
| 9/11/11 | Ginn Jr., Ted | 102 | vs. Sea. |
| 11/10/08 | Rossum, Allen | 104 | at Arz. |
| 11/2/03 | Wilson, Cedrick | 95 | vs. StL |
| 1/11/98 | Levy, Chuck | 95 | vs. GB* |
| 11/16/97 | Kirby, Terry | 101 | vs. Car. |
| 11/6/94 | Carter, Dexter | 96 | at Was. |
| 12/1/91 | Carter, Dexter | 98 | vs. NO |
| 12/20/87 | Cribbs, Joe | 92 | vs. Atl. |
| 12/1/85 | Monroe, Carl | 95 | at Was. |
| 11/22/81 | Lawrence, Amos | 92 | at LA Rams |
| 11/2/80 | Owens, James | 101 | at Det. |
| 11/18/79 | Owens, James | 85 | vs. Den. |
| 11/19/78 | Williams, Dave | 89 | vs. LA Rams |
| 12/4/77 | Williams, Dave | 80 | at Min. |
| 12/23/72 | Washington, Vic | 97 | vs. Dal.* |
| 10/29/72 | Washington, Vic | 98 | at Atl. |
| 11/17/63 | Woodson, Abe | 99 | at NYG |
| 9/29/63 | Woodson, Abe | 95 | at Min. |
| 9/15/63 | Woodson, Abe | 103 | vs. Min. |
| 10/1/61 | Woodson, Abe | 98 | at Det. |
| 12/18/60 | Lyles, Lenny | 97 | vs. Bal. Colts |
| 11/22/59 | Woodson, Abe | 105 | at LA Rams |
| 11/4/56 | Arenas, Joe | 90 | vs. Det. |

## ALL–TIME BLOCKED PUNTS RETURNED FOR TDs

(1970–Present)

| Date | Player | Yds | Opp. |
|---|---|---|---|
| 10/3/10 | Taylor Mays | 0 | at Atl. |
| 9/25/77 | Mike Baldassin | 0 | vs. Mia. |
| 9/21/75 | Dave Washington | 15 | at Min. |
| 12/15/73 | Windlan Hall | 0 | vs. Pit. |

# ALL-TIME 1,000/3,000 YARD SEASONS

## RUSHING

| Yds | Player | Year |
|---|---|---|
| 1,695 | Frank Gore | 2006 |
| 1,570 | Garrison Hearst | 1998 |
| 1,502 | Roger Craig | 1988 |
| 1,262 | Wendell Tyler | 1984 |
| 1,229 | Charlie Garner | 1999 |
| 1,214 | Frank Gore | 2012 |
| 1,211 | Frank Gore | 2011 |
| 1,206 | Garrison Hearst | 2001 |
| 1,203 | Delvin Williams | 1976 |
| 1,142 | Charlie Garner | 2000 |
| 1,128 | Frank Gore | 2013 |
| 1,120 | Frank Gore | 2009 |
| 1,106 | Frank Gore | 2014 |
| 1,102 | Frank Gore | 2007 |
| 1,054 | Roger Craig | 1989 |
| 1,050 | Roger Craig | 1985 |
| 1,049 | Joe Perry | 1954 |
| 1,036 | Frank Gore | 2008 |
| 1,036 | J.D. Smith | 1959 |
| 1,024 | Kevan Barlow | 2003 |
| 1,019 | Garrison Hearst | 1997 |
| 1,018 | Joe Perry | 1953 |
| 1,013 | Ricky Watters | 1992 |

## RECEIVING

| Yds | Player | Year |
|---|---|---|
| 1,848 | Jerry Rice | 1995 |
| 1,570 | Jerry Rice | 1986 |
| 1,503 | Jerry Rice | 1993 |
| 1,502 | Jerry Rice | 1990 |
| 1,499 | Jerry Rice | 1994 |
| 1,483 | Jerry Rice | 1989 |
| 1,451 | Terrell Owens | 2000 |
| 1,412 | Terrell Owens | 2001 |
| 1,344 | Dave Parks | 1965 |
| 1,306 | Jerry Rice | 1988 |
| 1,300 | Terrell Owens | 2002 |
| 1,254 | Jerry Rice | 1996 |
| 1,206 | Jerry Rice | 1991 |
| 1,201 | Jerry Rice | 1992 |
| 1,179 | Anquan Boldin | 2013 |
| 1,157 | Jerry Rice | 1998 |
| 1,105 | Michael Crabtree | 2012 |
| 1,105 | Dwight Clark | 1981 |
| 1,102 | Terrell Owens | 2003 |
| 1,100 | Gene Washington | 1970 |
| 1,097 | Terrell Owens | 1998 |
| 1,078 | Jerry Rice | 1987 |
| 1,077 | John Taylor | 1989 |
| 1,062 | Anquan Boldin | 2014 |
| 1,032 | R.C. Owens | 1961 |
| 1,016 | Roger Craig | 1985 |
| 1,011 | John Taylor | 1991 |

## PASSING

| Yds | Player | Year |
|---|---|---|
| 4,278 | Jeff Garcia | 2000 |
| 4,170 | Steve Young | 1998 |
| 4,023 | Steve Young | 1993 |
| 3,969 | Steve Young | 1994 |
| 3,944 | Joe Montana | 1990 |
| 3,910 | Joe Montana | 1983 |
| 3,653 | Joe Montana | 1985 |
| 3,652 | Steve DeBerg | 1979 |
| 3,630 | Joe Montana | 1984 |
| 3,565 | Joe Montana | 1981 |
| 3,538 | Jeff Garcia | 2001 |
| 3,521 | Joe Montana | 1989 |
| 3,465 | Steve Young | 1992 |
| 3,369 | Colin Kaepernick | 2014 |
| 3,344 | Jeff Garcia | 2002 |
| 3,200 | Steve Young | 1995 |
| 3,197 | Colin Kaepernick | 2013 |
| 3,144 | Alex Smith | 2011 |
| 3,112 | John Brodie | 1965 |
| 3,054 | Joe Montana | 1987 |
| 3,029 | Steve Young | 1997 |
| 3,020 | John Brodie | 1968 |

# 49ERS YEARLY STATISTICAL LEADERS

## RUSHING (BASED ON YARDS)

| Year | Player | Att | Yds | Avg | Lg | TD | Rank |
|---|---|---|---|---|---|---|---|
| 1946 | Standlee, Norm | 134 | 683 | 5.1 | — | 2 | — |
| 1947 | Strzykalski, John | 143 | 906 | 6.3 | 50 | 5 | — |
| 1948 | Strzykalski, John | 141 | 915 | 6.5 | — | 4 | — |
| 1949 | Perry, Joe | 115 | 783 | 6.8 | 59 | 8 | — |
| 1950 | Perry, Joe | 124 | 647 | 5.2 | 78t | 5 | 5 |
| 1951 | Perry, Joe | 136 | 677 | 5.0 | 58t | 3 | 5 |
| 1952 | Perry, Joe | 158 | 725 | 4.6 | 78t | 8 | 3 |
| 1953 | Perry, Joe | 192 | 1,018 | 5.3 | 51t | 10 | 1 |
| 1954 | Perry, Joe | 173 | 1,049 | 6.1 | 58 | 8 | 1 |
| 1955 | Perry, Joe | 156 | 701 | 4.5 | 42 | 2 | 5 |
| 1956 | McElhenny, Hugh | 185 | 916 | 5.0 | 86t | 8 | 3 |
| 1957 | McElhenny, Hugh | 102 | 478 | 4.7 | 61 | 1 | 15 |
| 1958 | Perry, Joe | 125 | 758 | 6.1 | 73t | 4 | 3 |
| 1959 | Smith, J.D. | 207 | 1,036 | 5.0 | 73t | 10 | 2 |
| 1960 | Smith, J.D. | 174 | 780 | 4.5 | 41 | 5 | 5 |
| 1961 | Smith, J.D. | 167 | 823 | 4.9 | 33 | 8 | 5 |
| 1962 | Smith, J.D. | 258 | 907 | 3.5 | 28 | 6 | 6 |
| 1963 | Smith, J.D. | 162 | 560 | 3.5 | 52t | 5 | 13 |
| 1964 | Kopay, Dave | 75 | 271 | 3.6 | 18 | 0 | 32 |
| 1965 | Willard, Ken | 189 | 778 | 4.1 | 32 | 5 | 4 |
| 1966 | Willard, Ken | 191 | 763 | 4.0 | 49 | 5 | 5 |
| 1967 | Willard, Ken | 169 | 510 | 3.0 | 20 | 5 | 17 |
| 1968 | Willard, Ken | 227 | 967 | 4.3 | 69t | 7 | 2 |
| 1969 | Willard, Ken | 171 | 557 | 3.3 | 18 | 7 | 13 |
| 1970 | Willard, Ken | 236 | 789 | 3.3 | 20 | 7 | 9/6 |
| 1971 | Willard, Ken | 216 | 855 | 4.0 | 49 | 4 | 15/9 |
| 1972 | Washington, Vic | 141 | 468 | 3.3 | 33 | 3 | 42/20 |
| 1973 | Washington, Vic | 151 | 534 | 3.5 | 25 | 8 | 32/15 |
| 1974 | Jackson, Wilbur | 174 | 705 | 4.1 | 64 | 0 | 17/8 |
| 1975 | Williams, Delvin | 117 | 631 | 5.4 | 52 | 3 | 21/13 |
| 1976 | Williams, Delvin | 248 | 1,203 | 4.9 | 80t | 7 | 3/2 |
| 1977 | Williams, Delvin | 268 | 931 | 3.5 | 40 | 7 | 10/5 |
| 1978 | Simpson, O.J. | 161 | 593 | 3.7 | 34 | 1 | 39/19 |
| 1979 | Hofer, Paul | 123 | 615 | 5.0 | 47 | 7 | 33/17 |
| 1980 | Cooper, Earl | 171 | 720 | 4.2 | 47 | 5 | 23/12 |
| 1981 | Patton, Ricky | 152 | 543 | 3.6 | 28 | 4 | 35/16 |
| 1982 | Moore, Jeff | 85 | 281 | 3.3 | 19 | 4 | 37/16 |
| 1983 | Tyler, Wendell | 176 | 856 | 4.9 | 39 | 4 | 19/10 |
| 1984 | Tyler, Wendell | 246 | 1,262 | 5.1 | 40 | 7 | 5/5 |
| 1985 | Craig, Roger | 214 | 1,050 | 4.9 | 62t | 9 | 13/8 |
| 1986 | Craig, Roger | 204 | 830 | 4.1 | 25 | 7 | 13/8 |
| 1987 | Craig, Roger | 215 | 815 | 3.8 | 25 | 3 | 8/5 |
| 1988 | Craig, Roger | 310 | 1,502 | 4.8 | 46t | 9 | 3/2 |
| 1989 | Craig, Roger | 271 | 1,054 | 3.9 | 27 | 6 | 10/5 |
| 1990 | Carter, Dexter | 114 | 460 | 4.0 | 74t | 1 | 39/19 |
| 1991 | Henderson, Keith | 137 | 561 | 4.1 | 25 | 2 | 30/11 |
| 1992 | Watters, Ricky | 206 | 1,013 | 4.9 | 43 | 9 | 13/8 |
| 1993 | Watters, Ricky | 208 | 950 | 4.6 | 39 | 10 | 12/8 |
| 1994 | Watters, Ricky | 239 | 877 | 3.7 | 23 | 6 | 15/8 |
| 1995 | Loville, Derek | 218 | 723 | 3.3 | 27 | 10 | 24/13 |
| 1996 | Kirby, Terry | 134 | 559 | 4.2 | 31 | 3 | 33/15 |
| 1997 | Hearst, Garrison | 234 | 1,019 | 4.4 | 51 | 4 | 15/7 |
| 1998 | Hearst, Garrison | 310 | 1,570 | 5.1 | 96t | 7 | 3/2 |
| 1999 | Garner, Charlie | 241 | 1,229 | 5.1 | 53 | 4 | 8/5 |
| 2000 | Garner, Charlie | 258 | 1,142 | 4.4 | 42 | 7 | 16/7 |
| 2001 | Hearst, Garrison | 252 | 1,206 | 4.8 | 43t | 4 | 10/5 |

## PASSING (BASED ON YARDS)

| Year | Player | Att | Cmp | Pct | Yds | TD | INT | Rtg | Rank |
|---|---|---|---|---|---|---|---|---|---|
| 1946 | Albert, Frank | 197 | 104 | 52.9 | 1,404 | 14 | 14 | — | — |
| 1947 | Albert, Frank | 242 | 128 | 52.9 | 1,692 | 18 | 15 | — | — |
| 1948 | Albert, Frank | 264 | 154 | 58.3 | 1,990 | 29 | 10 | — | — |
| 1949 | Albert, Frank | 260 | 129 | 49.6 | 1,862 | 27 | 16 | — | — |
| 1950 | Albert, Frank | 306 | 155 | 50.7 | 1,767 | 14 | 23 | 52.6 | 8 |
| 1951 | Albert, Frank | 166 | 90 | 50.7 | 1,116 | 5 | 10 | 60.2 | 8 |
| 1952 | Tittle, Y.A. | 208 | 106 | 51.0 | 1,407 | 11 | 12 | 66.4 | 5 |
| 1953 | Tittle, Y.A. | 259 | 149 | 57.5 | 2,121 | 20 | 16 | 84.0 | 3 |
| 1954 | Tittle, Y.A. | 295 | 170 | 57.6 | 2,205 | 9 | 9 | 78.7 | 7 |
| 1955 | Tittle, Y.A. | 287 | 147 | 51.2 | 2,185 | 17 | 28 | 56.6 | 4 |
| 1956 | Tittle, Y.A. | 218 | 124 | 56.9 | 1,641 | 7 | 12 | 68.6 | 7 |
| 1957 | Tittle, Y.A. | 279 | 176 | 63.1 | 2,157 | 13 | 15 | 80.6 | 6 |
| 1958 | Tittle, Y.A. | 208 | 120 | 57.7 | 1,467 | 9 | 15 | 63.9 | 3 |
| 1959 | Tittle, Y.A. | 199 | 102 | 51.3 | 1,331 | 10 | 15 | 58.0 | 4 |
| 1960 | Brodie, John | 207 | 103 | 49.8 | 1,111 | 6 | 9 | 57.5 | 5 |
| 1961 | Brodie, John | 283 | 155 | 54.8 | 2,588 | 14 | 12 | 84.7 | 4 |
| 1962 | Brodie, John | 304 | 175 | 57.6 | 2,272 | 18 | 16 | 79.0 | 6 |
| 1963 | McHan, Lamar | 195 | 83 | 42.3 | 1,243 | 8 | 11 | 54.3 | 15 |
| 1964 | Brodie, John | 392 | 193 | 49.2 | 2,498 | 14 | 16 | 64.6 | 12 |
| 1965 | Brodie, John | 391 | 242 | 61.9 | 3,112 | 30 | 16 | 95.3 | 3 |
| 1966 | Brodie, John | 427 | 232 | 54.3 | 2,810 | 16 | 22 | 65.8 | 8 |
| 1967 | Brodie, John | 349 | 168 | 48.1 | 2,013 | 11 | 16 | 57.6 | 11 |
| 1968 | Brodie, John | 404 | 234 | 57.9 | 3,020 | 22 | 21 | 78.0 | 3 |
| 1969 | Brodie, John | 347 | 194 | 55.9 | 2,405 | 16 | 15 | 74.9 | 7 |
| 1970 | Brodie, John | 378 | 223 | 59.0 | 2,941 | 24 | 10 | 93.8 | 1/1 |
| 1971 | Brodie, John | 387 | 208 | 53.7 | 2,642 | 18 | 24 | 65.0 | 12/6 |
| 1972 | Spurrier, Steve | 269 | 147 | 54.6 | 1,983 | 18 | 16 | 75.9 | 8/5 |
| 1973 | Brodie, John | 194 | 98 | 50.5 | 1,126 | 3 | 12 | 43.0 | N/A |
| 1974 | Owen, Tom | 184 | 88 | 47.8 | 1,327 | 10 | 15 | 56.1 | 25/11 |
| 1975 | Snead, Norm | 189 | 108 | 57.1 | 1,337 | 9 | 10 | 73.0 | 11/5 |
| 1976 | Plunkett, Jim | 243 | 126 | 51.9 | 1,592 | 13 | 16 | 63.0 | 17/8 |
| 1977 | Plunkett, Jim | 248 | 128 | 51.6 | 1,693 | 9 | 14 | 62.1 | 17/8 |
| 1978 | DeBerg, Steve | 302 | 137 | 45.4 | 1,570 | 8 | 22 | 40.0 | 28/17 |
| 1979 | DeBerg, Steve | 578 | 347 | 60.0 | 3,652 | 17 | 21 | 73.1 | 13/5 |
| 1980 | Deberg, Steve | 321 | 186 | 57.9 | 1,998 | 12 | 17 | 66.7 | 25/13 |
| 1981 | Montana, Joe | 488 | 311 | 63.7 | 3,565 | 19 | 12 | 88.4 | 4/1 |
| 1982 | Montana, Joe | 346 | 213 | 61.6 | 2,613 | 17 | 11 | 88.0 | 5/3 |
| 1983 | Montana, Joe | 515 | 332 | 64.5 | 3,910 | 26 | 12 | 94.6 | 5/3 |
| 1984 | Montana, Joe | 432 | 279 | 64.6 | 3,630 | 28 | 10 | 102.9 | 2/1 |
| 1985 | Montana, Joe | 494 | 303 | 61.3 | 3,653 | 27 | 13 | 91.3 | 3/1 |
| 1986 | Montana, Joe | 307 | 191 | 62.2 | 2,236 | 8 | 9 | 80.7 | 9/2 |
| 1987 | Montana, Joe | 398 | 266 | 66.8 | 3,054 | 31 | 13 | 102.1 | 1/1 |
| 1988 | Montana, Joe | 397 | 238 | 59.9 | 2,981 | 18 | 10 | 87.9 | 6/3 |
| 1989 | Montana, Joe | 386 | 271 | 70.2 | 3,521 | 26 | 8 | 112.4 | 1/1 |
| 1990 | Montana, Joe | 520 | 321 | 61.7 | 3,944 | 26 | 16 | 89.0 | 7/3 |
| 1991 | Young, Steve | 279 | 180 | 64.5 | 2,517 | 17 | 8 | 101.8 | 1/1 |
| 1992 | Young, Steve | 402 | 268 | 66.7 | 3,465 | 25 | 7 | 107.0 | 1/1 |
| 1993 | Young, Steve | 462 | 314 | 68.0 | 4,023 | 29 | 16 | 101.5 | 1/1 |
| 1994 | Young, Steve | 461 | 324 | 70.3 | 3,969 | 35 | 10 | 112.8 | 1/1 |
| 1995 | Young, Steve | 447 | 299 | 66.9 | 3,200 | 20 | 11 | 92.3 | 5/4 |
| 1996 | Young, Steve | 316 | 214 | 67.7 | 2,410 | 14 | 6 | 97.2 | 1/1 |
| 1997 | Young, Steve | 356 | 241 | 67.7 | 3,029 | 19 | 6 | 104.7 | 1/1 |
| 1998 | Young, Steve | 517 | 322 | 62.3 | 4,170 | 36 | 12 | 101.1 | 3/2 |
| 1999 | Garcia, Jeff | 375 | 225 | 60.0 | 2,544 | 11 | 11 | 77.9 | 17/10 |
| 2000 | Garcia, Jeff | 561 | 355 | 63.3 | 4,287 | 31 | 10 | 97.6 | 5/4 |
| 2001 | Garcia, Jeff | 504 | 316 | 62.7 | 3,538 | 32 | 12 | 94.8 | 3/2 |

# 49ERS YEARLY STATISTICAL LEADERS (CONT.)

## RUSHING (BASED ON YARDS)

| Year | Player | Att | Yds | Avg | Lg | TD | Rank |
|---|---|---|---|---|---|---|---|
| 2002 | Hearst, Garrison | 215 | 972 | 4.5 | 40 | 8 | 21/9 |
| 2003 | Barlow, Kevan | 201 | 1,024 | 5.1 | 78t | 6 | 17t/6t |
| 2004 | Barlow, Kevan | 244 | 822 | 3.4 | 60 | 7 | 26/12 |
| 2005 | Gore, Frank | 127 | 608 | 4.8 | 72t | 3 | 32/14 |
| 2006 | Gore, Frank | 312 | 1,695 | 5.4 | 72 | 8 | 3/1 |
| 2007 | Gore, Frank | 260 | 1,102 | 4.2 | 43t | 5 | 13/5 |
| 2008 | Gore, Frank | 240 | 1,036 | 4.3 | 41t | 6 | 13t/9 |
| 2009 | Gore, Frank | 229 | 1,120 | 4.9 | 80t | 10 | 11t/5 |
| 2010 | Gore, Frank | 203 | 853 | 4.2 | 64 | 3 | 21/8 |
| 2011 | Gore, Frank | 282 | 1,211 | 4.3 | 55 | 8 | 6/3 |
| 2012 | Gore, Frank | 258 | 1,214 | 4.7 | 37 | 8 | 10/5 |
| 2013 | Gore, Frank | 276 | 1,128 | 4.1 | 51 | 9 | 9/7 |
| 2014 | Gore, Frank | 255 | 1,106 | 4.3 | 52t | 4 | 9/5 |
| **2015** | **Hyde, Carlos** | **115** | **470** | **4.1** | **22** | **3** | **47/24** |
| **2016** | **Hyde, Carlos** | **217** | **988** | **4.6** | **47** | **6** | **14/6** |
| **2017** | **Hyde, Carlos** | **240** | **938** | **3.9** | **61** | **8** | **13/5** |

## PASSING (BASED ON YARDS)

| Year | Player | Att | Cmp | Pct | Yds | TD | INT | Rtg | Rank |
|---|---|---|---|---|---|---|---|---|---|
| 2002 | Garcia, Jeff | 528 | 328 | 62.1 | 3,344 | 21 | 10 | 85.6 | 11t/4 |
| 2003 | Garcia, Jeff | 392 | 225 | 57.4 | 2,704 | 18 | 13 | 80.1 | 15/8 |
| 2004 | Rattay, Tim | 325 | 198 | 60.9 | 2,169 | 10 | 10 | 78.1 | 20/10 |
| 2005 | Smith, Alex | 165 | 84 | 50.9 | 875 | 1 | 11 | 40.8 | DNQ |
| 2006 | Smith, Alex | 442 | 257 | 58.1 | 2,890 | 16 | 16 | 74.8 | 22/11 |
| 2007 | Dilfer, Trent | 219 | 113 | 51.6 | 1,166 | 7 | 12 | 55.1 | N/A |
| 2008 | Hill, Shaun | 288 | 181 | 62.8 | 2,046 | 13 | 8 | 87.5 | 12/7 |
| 2009 | Smith, Alex | 372 | 225 | 60.5 | 2,350 | 18 | 12 | 81.5 | 19/9 |
| 2010 | Smith, Alex | 342 | 204 | 59.6 | 2,370 | 14 | 10 | 82.1 | 21/9 |
| 2011 | Smith, Alex | 445 | 273 | 61.3 | 3,144 | 17 | 5 | 90.7 | 9/7 |
| 2012 | Kaepernick, C. | 218 | 136 | 62.4 | 1,814 | 10 | 3 | 98.3 | DNQ |
| 2013 | Kaepernick, C. | 416 | 243 | 58.4 | 3,197 | 21 | 8 | 91.6 | 20/10 |
| 2014 | Kaepernick, C. | 452 | 274 | 60.6 | 3,165 | 17 | 10 | 85.1 | 17/9 |
| 2015 | Gabbert, Blaine | 282 | 178 | 63.1 | 2,031 | 10 | 7 | 86.2 | 30/15 |
| 2016 | Kaepernick, C. | 331 | 196 | 57.7 | 2,241 | 16 | 4 | 90.7 | 29/14 |
| **2017** | **Beathard, C.J.** | **224** | **123** | **54.9** | **1,430** | **4** | **6** | **69.2** | **34/18** |

# 49ERS YEARLY STATISTICAL LEADERS

## RECEIVING (BASED ON CATCHES)

| Year | Player | No | Yds | Avg | Lg | TD | Rank |
|---|---|---|---|---|---|---|---|
| 1946 | Beals, Alyn | 40 | 586 | 14.7 | — | 10 | — |
| 1947 | Beals, Alyn | 47 | 655 | 13.9 | 54 | 10 | — |
| 1948 | Beals, Alyn | 46 | 591 | 12.8 | — | 14 | — |
| 1949 | Beals, Alyn | 44 | 678 | 15.4 | — | 12 | — |
| 1950 | Loyd, Alex | 32 | 402 | 12.6 | 38 | 0 | 18 |
| 1951 | Soltau, Gordy | 59 | 826 | 14.0 | 48t | 7 | 2 |
| 1952 | Soltau, Gordy | 55 | 774 | 14.1 | 49t | 7 | 4 |
| 1953 | Wilson, Billy | 51 | 840 | 16.5 | 61t | 10 | 6 |
| 1954 | Wilson, Billy | 60 | 830 | 13.8 | 43 | 5 | 1 |
| 1955 | Wilson, Billy | 53 | 831 | 15.7 | 72t | 7 | 2 |
| 1956 | Wilson, Billy | 60 | 889 | 14.8 | 77t | 5 | 1 |
| 1957 | Wilson, Billy | 52 | 757 | 14.6 | 40 | 6 | 1 |
| 1958 | Conner, Clyde | 49 | 512 | 10.4 | 26 | 5 | 5 |
| 1959 | Wilson, Billy | 44 | 540 | 12.3 | 57t | 4 | 6 |
| 1960 | Conner, Clyde | 38 | 531 | 14.0 | 65t | 2 | 1 |
| 1961 | Owens, R.C. | 55 | 1,032 | 18.8 | 54 | 5 | 7 |
| 1962 | Casey, Bernie | 53 | 819 | 15.5 | 48t | 6 | 11 |
| 1963 | Casey, Bernie | 47 | 762 | 16.2 | 68t | 7 | 14 |
| 1964 | Casey, Bernie | 58 | 808 | 13.9 | 63t | 4 | 6 |
| 1965 | Parks, Dave | 80 | 1,344 | 16.8 | 53t | 12 | 1 |
| 1966 | Parks, Dave | 66 | 974 | 14.8 | 65t | 5 | 3 |
| 1967 | Witcher, Dick | 46 | 705 | 15.3 | 63t | 3 | 17 |
| 1968 | McNeil, Clifton | 71 | 994 | 14.0 | 65t | 7 | 1 |
| 1969 | Washington, Gene | 51 | 711 | 13.9 | 52 | 3 | 10 |
| | Cunningham, Doug, RB | 51 | 484 | 9.5 | 58 | 0 | 11 |
| 1970 | Washington, Gene | 53 | 1,100 | 20.8 | 79t | 12 | 4/3 |
| 1971 | Kwalick, Ted | 52 | 664 | 12.8 | 42t | 5 | 4/2 |
| 1972 | Washington, Gene | 46 | 918 | 20.0 | 62t | 12 | 13/7 |
| 1973 | Kwalick, Ted | 47 | 729 | 15.5 | 48 | 5 | 10/6 |
| 1974 | Schreiber, Larry, RB | 30 | 217 | 7.2 | 16 | 1 | 60/36 |
| 1975 | Washington, Gene | 44 | 735 | 16.7 | 68t | 9 | 31/10 |
| 1976 | Washington, Gene | 33 | 457 | 13.8 | 55t | 6 | 52/25 |
| | Jackson, Wilbur, RB | 33 | 324 | 9.8 | 32 | 1 | 53/27 |
| 1977 | Washington, Gene | 32 | 638 | 19.9 | 47t | 5 | 52/22 |
| 1978 | Solomon, Freddie | 31 | 458 | 14.8 | 58t | 2 | 83/42 |
| 1979 | Hofer, Paul, RB | 58 | 662 | 11.4 | 44 | 2 | 17/7 |
| 1980 | Cooper, Earl, RB | 83 | 567 | 6.8 | 66t | 4 | 2/1 |
| 1981 | Clark, Dwight | 85 | 1,105 | 13.0 | 78t | 4 | 2/1 |
| 1982 | Clark, Dwight | 60 | 913 | 15.2 | 51 | 5 | 1/1 |
| 1983 | Clark, Dwight | 70 | 840 | 12.0 | 46t | 8 | 11/5 |
| 1984 | Craig, Roger, RB | 71 | 675 | 9.5 | 64t | 3 | 11/6 |
| 1985 | Craig, Roger, RB | 92 | 1,016 | 11.0 | 73 | 6 | 1/1 |
| 1986 | Rice, Jerry | 86 | 1,570 | 18.3 | 66t | 15 | 2/1 |
| 1987 | Craig, Roger, RB | 66 | 492 | 7.5 | 35t | 1 | 3/2 |
| 1988 | Craig, Roger, RB | 76 | 534 | 7.0 | 22 | 1 | 7/5 |
| 1989 | Rice, Jerry | 82 | 1,483 | 18.1 | 68t | 17 | 5/4 |
| 1990 | Rice, Jerry | 100 | 1,502 | 15.0 | 64t | 13 | 1/1 |
| 1991 | Rice, Jerry | 80 | 1,206 | 15.1 | 73t | 14 | 5/3 |
| 1992 | Rice, Jerry | 84 | 1,201 | 14.3 | 80t | 10 | 5/3 |
| 1993 | Rice, Jerry | 98 | 1,503 | 15.3 | 80t | 15 | 2/2 |
| 1994 | Rice, Jerry | 112 | 1,499 | 13.4 | 69t | 13 | 2/1 |
| 1995 | Rice, Jerry | +122 | *1,848 | 15.1 | 81t | 15 | 2/2 |
| 1996 | Rice, Jerry | 108 | 1,254 | 11.6 | 39 | 8 | 1/1 |
| 1997 | Owens, Terrell | 60 | 936 | 15.6 | 56t | 8 | 32t/13t |
| 1998 | Rice, Jerry | 82 | 1,157 | 14.1 | 75t | 9 | 7t/3t |
| 1999 | Rice, Jerry | 67 | 830 | 12.4 | 62 | 5 | 31t/19 |
| 2000 | Owens, Terrell | 97 | 1,451 | 15.0 | 69t | 13 | 5/2 |
| 2001 | Owens, Terrell | 93 | 1,412 | 15.2 | 60t | 16 | 9/4 |
| 2002 | Owens, Terrell | 100 | 1,300 | 13.0 | 76t | 13 | 4t/2 |
| 2003 | Owens, Terrell | 80 | 1,102 | 13.8 | 75t | 9 | 12/7 |

## PUNTING (BASED ON GROSS AVG.) (MIN. 25 PUNTS)

| Year | Player | No | Avg | Lg | Blck | Rank |
|---|---|---|---|---|---|---|
| 1946 | Albert, Frank | 54 | 41.0 | 73 | 0 | — |
| 1947 | Albert, Frank | 40 | 44.0 | 69 | 1 | — |
| 1948 | Albert, Frank | 35 | 44.8 | 82 | 0 | — |
| 1949 | Albert, Frank | 31 | 48.2 | 72 | 0 | — |
| 1950 | Lillywhite, Verl | 26 | 39.1 | 57 | 0 | 11 |
| 1951 | Albert, Frank | 34 | 44.3 | 66 | 0 | 2 |
| 1952 | Albert, Frank | 68 | 42.6 | 70 | 0 | 5 |
| 1953 | Powers, Jim | 42 | 40.6 | 55 | 1 | 8 |
| 1954 | Brown, Pete | 49 | 37.5 | 51 | 0 | 11 |
| 1955 | Luna, Bob | 63 | 40.6 | 63 | 3 | 8 |
| 1956 | Morrall, Earl | 45 | 37.9 | 57 | 0 | 16 |
| 1957 | Jessup, Bill | 38 | 43.6 | 62 | 0 | 13 |
| 1958 | Atkins, Bill | 25 | 39.3 | 51 | 0 | 11 |
| 1959 | Davis, Tommy | 59 | 45.7 | 71 | 0 | 3 |
| 1960 | Davis, Tommy | 62 | 44.1 | 74 | 0 | 3 |
| 1961 | Davis, Tommy | 50 | 45.4 | 67 | 0 | 3 |
| 1962 | Davis, Tommy | 48 | 45.6 | 82 | 0 | 1 |
| 1963 | Davis, Tommy | 73 | 45.4 | 64 | 2 | 4 |
| 1964 | Davis, Tommy | 79 | 45.6 | 68 | 0 | 4 |
| 1965 | Davis, Tommy | 54 | 45.8 | 65 | 0 | 2 |
| 1966 | Davis, Tommy | 63 | 41.4 | 60 | 0 | 6 |
| 1967 | Spurrier, Steve | 73 | 37.6 | 61 | 1 | 12 |
| 1968 | Spurrier, Steve | 68 | 39.0 | 54 | 0 | 12 |
| 1969 | Kilgore, Jon | 36 | 40.3 | 72 | 0 | 9 |
| 1970 | Spurrier, Steve | 75 | 38.4 | 58 | 0 | 14/11 |
| 1971 | McCann, Jim | 49 | 38.7 | 54 | 1 | 25/12 |
| 1972 | McCann, Jim | 64 | 39.7 | 63 | 1 | 21/10 |
| 1973 | Wittum, Tom | 79 | 43.7 | 62 | 0 | 4/1 |
| 1974 | Wittum, Tom | 68 | 41.2 | 67 | 1 | 4/2 |
| 1975 | Wittum, Tom | 67 | 41.9 | 64 | 3 | 3/2 |
| 1976 | Wittum, Tom | 89 | 40.8 | 68 | 2 | 3/2 |
| 1977 | Wittum, Tom | 77 | 36.4 | 54 | 3 | 26/13 |
| 1978 | Connell, Mike | 96 | 37.3 | 59 | 1 | 21/10 |
| 1979 | Melville, Dan | 71 | 37.0 | 53 | 1 | 25/14 |
| 1980 | Miller, Jim | 77 | 40.9 | 65 | 0 | 10/5 |
| 1981 | Miller, Jim | 93 | 41.5 | 65 | 0 | 15/6 |
| 1982 | Miller, Jim | 44 | 38.1 | 80 | 1 | 25/13 |
| 1983 | Orosz, Tom | 65 | 39.3 | 61 | 1 | 25/11 |
| 1984 | Runager, Max | 56 | 41.8 | 59 | 1 | 17/17 |
| 1985 | Runager, Max | 86 | 39.8 | 57 | 1 | 26/13 |
| 1986 | Runager, Max | 83 | 41.6 | 62 | 2 | 10/6 |
| 1987 | Runager, Max | 55 | 39.2 | 56 | 1 | 22/11 |
| 1988 | Helton, Barry | 78 | 39.3 | 53 | 1 | 21/11 |
| 1989 | Helton, Barry | 55 | 40.5 | 56 | 1 | 12/8 |
| 1990 | Helton, Barry | 69 | 36.8 | 56 | 1 | 28/1 |
| 1991 | Prokop, Joe | 40 | 38.5 | 58 | 0 | 27/13 |
| 1992 | Wilmsmeyer, Klaus | 49 | 39.1 | 58 | 0 | 26/14 |
| 1993 | Wilmsmeyer, Klaus | 42 | 40.9 | 61 | 0 | 23/11 |
| 1994 | Wilmsmeyer, Klaus | 54 | 41.4 | 60 | 0 | 14t/7t |
| 1995 | Thompson, Tommy | 57 | 40.6 | 65 | 0 | 25/13t |
| 1996 | Thompson, Tommy | 73 | 44.1 | 65 | 2 | 10/4 |
| 1997 | Thompson, Tommy | 78 | 40.8 | 55 | 1 | 30/15 |
| 1998 | Roby, Reggie | 60 | 41.9 | 66 | 0 | 22/9 |
| 1999 | Stanley, Chad | 69 | 39.7 | 70 | 2 | 26/11 |
| 2000 | Stanley, Chad | 69 | 39.5 | 56 | 1 | 27/12 |
| 2001 | Baker, Jason | 69 | 40.8 | 64 | 0 | 23/13 |
| 2002 | Baker, Jason | 42 | 40.2 | 51 | 0 | 25t/13 |
| 2003 | LaFleur, Bill | 68 | 38.7 | 56 | 1 | 29t/16 |
| 2004 | Lee, Andy | 96 | 41.6 | 81 | 0 | 20/10 |
| 2005 | Lee, Andy | 107 | 41.6 | 58 | 1 | 25/12 |

# 49ERS YEARLY STATISTICAL LEADERS

## RECEIVING (BASED ON CATCHES)

| Year | Player | No | Yds | Avg | Lg | TD | Rank |
|---|---|---|---|---|---|---|---|
| 2004 | Johnson, Eric, TE | 82 | 825 | 10.1 | 25 | 2 | 35/14 |
| 2005 | Lloyd, Brandon | 48 | 733 | 15.3 | 89t | 5 | 44/20 |
| 2006 | Gore, Frank, RB | 61 | 485 | 8.0 | 39 | 1 | 40t/21t |
| 2007 | Gore, Frank, RB | 53 | 436 | 8.2 | 23t | 1 | 54t/27t |
| 2008 | Bruce, Isaac | 61 | 835 | 13.7 | 63 | 7 | 37/19 |
| 2009 | Davis, Vernon, TE | 78 | 965 | 12.4 | 73t | 13 | 19t/10 |
| 2010 | Davis, Vernon, TE | 56 | 914 | 16.3 | 66t | 7 | 51/23 |
| 2011 | Crabtree, Michael | 72 | 874 | 12.1 | 52t | 4 | 24t/15t |
| 2012 | Crabtree, Michael | 85 | 1,105 | 13.0 | 49t | 9 | 14/9 |
| 2013 | Boldin, Anquan | 85 | 1,179 | 13.9 | 63 | 7 | 16/10 |
| 2014 | Boldin, Anquan | 83 | 1,062 | 12.8 | 76t | 5 | 18/11 |
| 2015 | Boldin, Anquan | 69 | 789 | 11.4 | 51 | 4 | 37t/19t |
| 2016 | Kerley, Jeremy | 64 | 667 | 10.4 | 33t | 3 | 64/35 |
| **2017** | **Hyde, Carlos** | **59** | **350** | **5.9** | **18** | **0** | **43t/25** |

*+ Team Record* ** NFL Record*

## PUNTING (BASED ON GROSS AVG.) (MIN. 25 PUNTS)

| Year | Player | No | Avg | Lg | Blck | Rank |
|---|---|---|---|---|---|---|
| 2006 | Lee, Andy | 81 | 44.8 | 66 | 0 | 7/6 |
| 2007 | Lee, Andy | 105 | 47.3 | 74 | 0 | 2/1 |
| 2008 | Lee, Andy | 66 | 47.8 | 82 | 1 | 4/3 |
| 2009 | Lee, Andy | 99 | 47.6 | 64 | 0 | 2/2 |
| 2010 | Lee, Andy | 91 | 46.2 | 64 | 0 | 4/2 |
| 2011 | Lee, Andy | 78 | 50.9 | 68 | 1 | 1/1 |
| 2012 | Lee, Andy | 67 | 48.1 | 66 | 0 | 4/2 |
| 2013 | Lee, Andy | 79 | 48.2 | 62 | 0 | 3/1 |
| 2014 | Lee, Andy | 72 | 46.8 | 71 | 1 | 6/2 |
| **2015** | **Pinion, Bradley** | **86** | **43.9** | **62** | **0** | **27/13** |
| **2016** | **Pinion, Bradley** | **100** | **44.0** | **65** | **0** | **29/15** |
| **2017** | **Pinion, Bradley** | **75** | **43.4** | **59** | **0** | **28/14** |

# 49ERS YEARLY STATISTICAL LEADERS

## SCORING (BASED ON POINTS)

| Year | Player | TD | PAT | FG | Pts | Rank |
|---|---|---|---|---|---|---|
| 1946 | Beals, Alyn | 10 | 1 | 0 | 61 | — |
| 1947 | Beals, Alyn | 10 | 0 | 0 | 60 | — |
| 1948 | Beals, Alyn | 14 | 0 | 0 | 84 | — |
| 1949 | Beals, Alyn | 12 | 1 | 0 | 73 | — |
| 1950 | Soltau, Gordie | 1 | 26 | 4 | 44 | 22 |
| 1951 | Soltau, Gordie | 7 | 30 | 6 | 90 | 5 |
| 1952 | Soltau, Gordie | 7 | 34 | 6 | 94 | — |
| 1953 | Soltau, Gordie | 6 | 48 | 10 | 114 | 1 |
| 1954 | Soltau, Gordie | 2 | 31 | 11 | 76 | 4 |
| 1955 | Soltau, Gordie | 1 | 27 | 3 | 42 | 24 |
| | Wilson, Billy | 7 | 0 | 0 | 42 | 24 |
| 1956 | Soltau, Gordie | 1 | 26 | 13 | 71 | 6 |
| 1957 | Soltau, Gordie | 0 | 33 | 9 | 60 | 9 |
| 1958 | Soltau, Gordie | 0 | 29 | 8 | 53 | 20 |
| 1959 | Davis, Tommy | 0 | 31 | 12 | 67 | 9 |
| 1960 | Davis, Tommy | 0 | 21 | 19 | 78 | 9 |
| 1961 | Davis, Tommy | 0 | 44 | 12 | 80 | 8 |
| 1962 | Davis, Tommy | 0 | 36 | 10 | 66 | 16 |
| 1963 | Davis, Tommy | 0 | 24 | 10 | 54 | 21 |
| 1964 | Davis, Tommy | 0 | 30 | 8 | 54 | 24 |
| 1965 | Davis, Tommy | 0 | 52 | 17 | 103 | 4 |
| 1966 | Davis, Tommy | 0 | 38 | 16 | 86 | 12 |
| 1967 | Davis, Tommy | 0 | 33 | 14 | 75 | 10 |
| 1968 | Davis, Tommy | 0 | 26 | 9 | 53 | 19 |
| 1969 | Willard, Ken | 10 | 0 | 0 | 60 | 21 |
| 1970 | Gossett, Bruce | 0 | 39 | 21 | 102 | 6/4 |
| 1971 | Gossett, Bruce | 0 | 32 | 23 | 101 | 5/3 |
| 1972 | Gossett, Bruce | 0 | 41 | 18 | 95 | 13/7 |
| 1973 | Gossett, Bruce | 0 | 26 | 26 | 104 | 7/4 |
| 1974 | Gossett, Bruce | 0 | 25 | 11 | 58 | 25/8 |
| 1975 | Mike–Mayer, Steve | 0 | 27 | 14 | 69 | 22/9 |
| 1976 | Mike–Mayer, Steve | 0 | 26 | 16 | 74 | 25/9 |
| 1977 | Williams, Delvin | 9 | 0 | 0 | 54 | 14/10 |
| 1978 | Wersching, Ray | 0 | 24 | 15 | 69 | 22/9 |
| 1979 | Wersching, Ray | 0 | 32 | 20 | 92 | 12/5 |
| 1980 | Wersching, Ray | 0 | 33 | 15 | 78 | 18/10 |
| 1981 | Wersching, Ray | 0 | 30 | 17 | 81 | 22/13 |
| 1982 | Wersching, Ray | 0 | 23 | 12 | 59 | 9/4 |
| 1983 | Wersching, Ray | 0 | 51 | 25 | 126 | 3/3 |
| 1984 | Wersching, Ray | 0 | 56 | 25 | 131 | 1/1 |
| 1985 | Wersching, Ray | 0 | 52 | 13 | 91 | 21/11 |
| 1986 | Wersching, Ray | 0 | 41 | 25 | 116 | 3/3 |
| 1987 | Rice, Jerry | 23 | 0 | 0 | 138 | 1/1 |
| 1988 | Cofer, Mike | 0 | 40 | 27 | 121 | 2/1 |
| 1989 | Cofer, Mike | 0 | 49 | 29 | 136 | 1/1 |
| 1990 | Cofer, Mike | 0 | 39 | 24 | 111 | 4/3 |
| 1991 | Cofer, Mike | 0 | 49 | 14 | 91 | 17/8 |
| 1992 | Cofer, Mike | 0 | 53 | 18 | 107 | 8/4 |
| 1993 | Cofer, Mike | 0 | 59 | 16 | 107 | 11t/6 |
| 1994 | Brien, Doug | 0 | 60 | 15 | 105 | 11t/4 |
| 1995 | Rice, Jerry | 17 | 1(2PT) | 0 | 104 | 19/10 |
| 1996 | Wilkins, Jeff | 0 | 40 | 30 | 130 | 4/2 |
| 1997 | Anderson, Gary | 0 | 38 | 29 | 125 | 3/2 |
| 1998 | Richey, Wade | 0 | 49 | 18 | 103 | 14/6 |
| 1999 | Richey, Wade | 0 | 30 | 21 | 93 | 21/8 |
| 2000 | Richey, Wade | 0 | 43 | 15 | 88 | 28/13 |
| 2001 | Cortez, Jose | 0 | 47 | 18 | 101 | 16/8 |
| 2002 | Owens, Terrell | 14 | 0 | 0 | 84 | 8t/3* |
| 2003 | Peterson, Todd | 0 | 22 | 12 | 58 | 30/14 |
| 2004 | Peterson, Todd | 0 | 23 | 18 | 77 | 42/18 |

## FIELD GOAL PERCENTAGE

| Year | Player | Att | Made | Pct | Lg | Rank |
|---|---|---|---|---|---|---|
| 1946 | Vetrano, Joe | 7 | 4 | .571 | 26 | — |
| 1947 | Vetrano, Joe | 8 | 4 | .500 | 30 | — |
| 1948 | Vetrano, Joe | 8 | 5 | .625 | 47 | — |
| 1949 | Vetrano, Joe | 4 | 3 | .750 | 28 | — |
| 1950 | Soltau, Gordie | 8 | 4 | .500 | 26 | DNQ |
| 1951 | Soltau, Gordie | 18 | 6 | .333 | 42 | 9 |
| 1952 | Soltau, Gordie | 12 | 6 | .500 | 31 | 5 |
| 1953 | Soltau, Gordie | 15 | 10 | .667 | 39 | 2 |
| 1954 | Soltau, Gordie | 18 | 11 | .611 | 37 | 3 |
| 1955 | Soltau, Gordie | 12 | 3 | .250 | 28 | 11 |
| 1956 | Soltau, Gordie | 20 | 13 | .650 | 40 | 3 |
| 1957 | Soltau, Gordie | 15 | 9 | .600 | 37 | 5 |
| 1958 | Soltau, Gordie | 21 | 8 | .381 | 39 | 9 |
| 1959 | Davis, Tommy | 26 | 12 | .462 | 43 | 5 |
| 1960 | Davis, Tommy | 32 | 19 | .594 | 40 | 7 |
| 1961 | Davis, Tommy | 22 | 12 | .545 | 46 | 6 |
| 1962 | Davis, Tommy | 23 | 10 | .435 | 42 | 15 |
| 1963 | Davis, Tommy | 31 | 10 | .323 | 46 | 22 |
| 1964 | Davis, Tommy | 25 | 8 | .320 | *53 | 19 |
| 1965 | Davis, Tommy | 27 | 17 | .630 | *53 | 5t |
| 1966 | Davis, Tommy | 31 | 16 | .516 | 46 | 15t |
| 1967 | Davis, Tommy | 33 | 14 | .424 | 50 | 23 |
| 1968 | Davis, Tommy | 16 | 9 | .563 | 38 | 14 |
| 1969 | Davis, Tommy | 10 | 3 | .300 | 48 | DNQ |
| 1970 | Gossett, Bruce | 31 | 21 | .677 | 48 | 5/3 |
| 1971 | Gossett, Bruce | 36 | 23 | .639 | 48 | 9/5 |
| 1972 | Gossett, Bruce | 29 | 18 | .621 | 50 | 15/6 |
| 1973 | Gossett, Bruce | 33 | 26 | .788 | 54 | 1**/1 |
| 1974 | Gossett, Bruce | 24 | 11 | .458 | 46 | 22/11 |
| 1975 | Mike–Mayer, Steve | 28 | 14 | .500 | 54 | 22t/11 |
| 1976 | Mike–Mayer, Steve | 28 | 16 | .571 | 45 | 16t/9 |
| 1977 | Wersching, Ray | 17 | 10 | .588 | 50 | 15/5 |
| 1978 | Wersching, Ray | 23 | 15 | .652 | 45 | 12/6 |
| 1979 | Wersching, Ray | 24 | 20 | .833 | 47 | 2/1 |
| 1980 | Wersching, Ray | 19 | 15 | .789 | 47 | 2/1 |
| 1981 | Wersching, Ray | 23 | 17 | .739 | 48 | 5/4 |
| 1982 | Wersching, Ray | 17 | 12 | .706 | 45 | 15/8 |
| 1983 | Wersching, Ray | 30 | 25 | .833 | 52 | 5t/1t |
| 1984 | Wersching, Ray | 35 | 25 | .714 | 53 | 17/11 |
| 1985 | Wersching, Ray | 21 | 13 | .619 | 45 | 22/11 |
| 1986 | Wersching, Ray | 35 | 25 | .714 | 50 | 11t/5t |
| 1987 | Wersching, Ray | 17 | 13 | .765 | 45 | 12/6 |
| 1988 | Cofer, Mike | 38 | 27 | .711 | 52 | 17/10 |
| 1989 | Cofer, Mike | 36 | 29 | .806 | 47 | 4/2 |
| 1990 | Cofer, Mike | 36 | 24 | .667 | *56 | 26t/11t |
| 1991 | Cofer, Mike | 28 | 14 | .500 | 50 | 28/14 |
| 1992 | Cofer, Mike | 27 | 18 | .667 | 46 | 21/11 |
| 1993 | Cofer, Mike | 26 | 16 | .615 | 46 | 26/12 |
| 1994 | Brien, Doug | 20 | 15 | .750 | 48 | 20/7 |
| 1995 | Wilkins, Jeff | 13 | 12 | .923 | 40 | DNQ |
| 1996 | Wilkins, Jeff | 34 | 30 | .882 | 49 | 4/3 |
| 1997 | Anderson, Gary | 36 | 29 | .806 | 51 | 11/7 |
| 1998 | Richey, Wade | 27 | 18 | .667 | 46 | 27t/13t |
| 1999 | Richey, Wade | 23 | 21 | .913 | 52 | 1**/1 |
| 2000 | Richey, Wade | 22 | 15 | .682 | 47 | 28/14 |
| 2001 | Cortez, Jose | 25 | 18 | .720 | 52 | 21/12 |
| 2002 | Cortez, Jose | 24 | 18 | .750 | 45 | 26/13t |
| 2003 | Peterson, Todd | 15 | 12 | .800 | 48 | DNQ |
| 2004 | Peterson, Todd | 22 | 18 | .818 | 51 | 15t/6t |
| 2005 | Nedney, Joe | 28 | 26 | .929 | 56 | 3/2 |

# 49ERS YEARLY STATISTICAL LEADERS

## SCORING (BASED ON POINTS)

| Year | Player | TD | PAT | FG | Pts | Rank |
|---|---|---|---|---|---|---|
| 2005 | Nedney, Joe | 0 | 19 | 26 | 97 | 22t/8t |
| 2006 | Nedney, Joe | 0 | 29 | 29 | 116 | 7t/4t |
| 2007 | Nedney, Joe | 0 | 22 | 17 | 73 | 35/17 |
| 2008 | Nedney, Joe | 0 | 34 | 29 | 121 | 15/9 |
| 2009 | Nedney, Joe | 0 | 33 | 17 | 84 | 28t/14 |
| 2010 | Nedney, Joe | 0 | 17 | 11 | 50 | 65t/31t |
| 2011 | Akers, David | 0 | 34 | 44 | 166 | 1/1 |
| 2012 | Akers, David | 0 | 44 | 29 | 131 | 9/5 |
| 2013 | Dawson, Phil | 0 | 44 | 32 | 140 | 6t/3 |
| 2014 | Dawson, Phil | 0 | 33 | 25 | 108 | 19/9 |
| 2015 | Dawson, Phil | 0 | 20 | 24 | 92 | 24/12 |
| 2016 | Dawson, Phil | 0 | 33 | 18 | 87 | 30/14 |
| **2017** | **Gould, Robbie** | **0** | **28** | **39** | **145** | **3/2** |

## FIELD GOAL PERCENTAGE

| Year | Player | Att | Made | Pct | Lg | Rank |
|---|---|---|---|---|---|---|
| 2006 | Nedney, Joe | 35 | 29 | .829 | 51 | 16/9 |
| 2007 | Nedney, Joe | 19 | 17 | .895 | 50 | 5/1 |
| 2008 | Nedney, Joe | 33 | 29 | .878 | 53 | 12/7 |
| 2009 | Nedney, Joe | 21 | 17 | .810 | 51 | 21/9 |
| 2010 | Reed, Jeff | 10 | 9 | .900 | 47 | NA |
| 2011 | Akers, David | 52 | 44 | .846 | 55 | 14/7 |
| 2012 | Akers, David | 42 | 29 | .690 | 63* | 30/14 |
| 2013 | Dawson, Phil | 36 | 32 | .889 | 56 | 14t/6t |
| 2014 | Dawson, Phil | 31 | 25 | .806 | 55 | 25/13 |
| 2015 | Dawson, Phil | 27 | 24 | .889 | 54 | 10/7 |
| 2016 | Dawson, Phil | 21 | 18 | .857 | 53 | 11/6 |
| **2017** | **Gould, Robbie** | **41** | **39** | **.951** | **52** | **2/2** |

** LONGEST FIELD GOAL IN NFL THAT YEAR; ** LEADER BASED ON FIELD GOAL PCT OF KICKERS WITH 15–OR–MORE MADE; DNQ – DID NOT QUALIFY FOR THE LEAGUE MINIMUM*

# 49ERS YEARLY STATISTICAL LEADERS

## KICKOFF RETURNS (BASED ON AVG.) (MIN. 20 RETURNS)

| YEAR | Player | No | Yds | Avg | Lg | TD | Rank |
|---|---|---|---|---|---|---|---|
| 1946 | Eshmont, Len | 10 | 264 | 26.4 | — | 0 | DNQ |
| 1947 | Eshmont, Len | 9 | 177 | 19.7 | — | 0 | DNQ |
| 1948 | Hall, Forrest | 13 | 369 | 28.4 | — | 0 | 3 |
| 1949 | Perry, Joe | 14 | 337 | 24.1 | — | 0 | 5 |
| 1950 | Cathcart, Sam | 14 | 329 | 23.9 | 62 | 0 | 20 |
| 1951 | Arenas, Joe | 21 | 542 | 25.8 | 49 | 0 | 8 |
| 1952 | McElhenny, Hugh | 18 | 396 | 22.0 | 40 | 0 | 16 |
| 1953 | Arenas, Joe | 16 | 551 | 34.4 | 82 | 0 | 1 |
| 1954 | Arenas, Joe | 16 | 362 | 22.6 | 41 | 0 | 11 |
| 1955 | Arenas, Joe | 24 | 594 | 24.8 | 42 | 0 | 7 |
| 1956 | Arenas, Joe | 27 | 801 | 29.7 | 96t | 1 | 2 |
| 1957 | Arenas, Joe | 24 | 657 | 27.4 | 64 | 0 | 2 |
| 1958 | Smith, J.D. | 15 | 356 | 23.7 | 39 | 0 | 8 |
| 1959 | Lyles, Lenny | 25 | 565 | 22.6 | 46 | 0 | 10 |
| 1960 | Lyles, Lenny | 17 | 526 | 30.9 | 97t | 1 | 2 |
| 1961 | Woodson, Abe | 27 | 782 | 29.0 | 98t | 1 | 3 |
| 1962 | Woodson, Abe | 37 | 1,157 | 31.3 | 79 | 0 | 1 |
| 1963 | Woodson, Abe | 29 | 935 | 32.2 | 103t | 3 | 1 |
| 1964 | Woodson, Abe | 32 | 880 | 27.5 | 70 | 0 | 4 |
| 1965 | Alexander, Kermit | 32 | 741 | 23.2 | 46 | 0 | 20 |
| 1966 | Alexander, Kermit | 37 | 984 | 26.6 | 56 | 0 | 7 |
| 1967 | Cunningham, Doug | 31 | 826 | 26.6 | 94 | 0 | 5 |
| 1968 | Alexander, Kermit | 20 | 360 | 18.0 | 35 | 0 | 24 |
| 1969 | Smith, Noland | 14 | 310 | 22.1 | 60 | 0 | DNQ |
| 1970 | Tucker, Bill | 25 | 577 | 23.1 | 43 | 0 | 16/9 |
| 1971 | Washington, Vic | 33 | 858 | 26.0 | 74 | 0 | 12/8 |
| 1972 | Washington, Vic | 27 | 771 | 28.6 | 98t | 1 | 4/3 |
| 1973 | Washington, Vic | 24 | 549 | 22.9 | 38 | 0 | 26/10 |
| 1974 | Holmes, Mike | 25 | 612 | 24.5 | 57 | 0 | 15/6 |
| 1975 | Moore, Manfred | 26 | 650 | 25.0 | 52 | 0 | 10/5 |
| 1976 | Leonard, Anthony | 26 | 553 | 21.3 | 39 | 0 | 29/13 |
| 1977 | Hofer, Paul | 36 | 871 | 24.2 | 48 | 0 | 12/7 |
| 1978 | Williams, Dave | 34 | 745 | 21.9 | 89t | 1 | 23/8 |
| 1979 | Owens, James | 41 | 1,002 | 24.4 | 85t | 1 | 5/3 |
| 1980 | Owens, James | 31 | 726 | 23.4 | 101t | 1 | 4/3 |
| 1981 | Lawrence, Amos | 17 | 437 | 25.7 | 92t | 1 | 3/2 |
| 1982 | McLemore, Dana | 16 | 353 | 22.1 | 45 | 0 | 18/9 |
| 1983 | McLemore, Dana | 30 | 576 | 19.2 | 39 | 0 | 30/14 |
| 1984 | Monroe, Carl | 27 | 561 | 20.8 | 44 | 0 | 19/9 |
| 1985 | Monroe, Carl | 28 | 717 | 25.6 | 95t | 1 | 4/3 |
| 1986 | Crawford, Derrick | 15 | 280 | 18.7 | 34 | 0 | DNQ |
| 1987 | Rodgers, Del | 17 | 358 | 21.1 | 50 | 0 | DNQ |
| 1988 | DuBose, Doug | 32 | 608 | 19.0 | 44 | 0 | 27/11 |
| 1989 | Flagler, Terrence | 32 | 643 | 20.1 | 41 | 0 | 18/11 |
| 1990 | Carter, Dexter | 41 | 783 | 19.1 | 35 | 0 | 21/11 |
| 1991 | Carter, Dexter | 37 | 839 | 22.7 | 98t | 1 | 5/3 |
| 1992 | Logan, Marc | 22 | 478 | 21.7 | 82 | 0 | 9/6 |
| 1993 | Carter, Dexter | 25 | 494 | 19.8 | 60 | 0 | 18/11 |
| 1994 | Carter, Dexter | 48 | 1,105 | 23.0 | 96t | 1 | 15/11 |
| 1995 | Carter, Dexter | 23 | 522 | 22.7 | 46 | 0 | DNQ |
| 1996 | Carter, Dexter | 41 | 909 | 22.2 | 71 | 0 | 21/10 |
| 1997 | Levy, Chuck | 36 | 793 | 22.0 | 59 | 0 | 22/12 |
| 1998 | Levy, Chuck | 22 | 383 | 17.4 | 30 | 0 | DNQ |
| 1999 | McQuarters, R.W. | 26 | 568 | 21.8 | 37 | 0 | DNQ |
| 2000 | Williams, Kevin | 30 | 536 | 17.9 | 33 | 0 | DNQ |
| 2001 | Sutherland, Vinny | 50 | 1,140 | 22.8 | 65 | 0 | 19/11 |
| 2002 | Williams, Jimmy | 35 | 765 | 21.9 | 50 | 0 | 29/18 |
| 2003 | Wilson, Cedrick | 37 | 836 | 22.6 | 95t | 1 | 16/10 |
| 2004 | Robertson, Jamal | 25 | 560 | 22.4 | 37 | 0 | 11/5 |
| 2005 | Hicks, Maurice | 34 | 689 | 20.3 | 40 | 0 | 36/18 |

## PUNT RETURNS (BASED ON AVERAGE) (MIN. 10 RETURNS)

| Year | Player | No | Yds | Avg | Lg | TD | Rank |
|---|---|---|---|---|---|---|---|
| 1946 | Casanega, Ken | 18 | 248 | 13.8 | — | 0 | DNQ |
| 1947 | Vetrano, Joe | 12 | 137 | 11.4 | — | 0 | DNQ |
| 1948 | Cason, Jim | 22 | 309 | 14.0 | — | 0 | DNQ |
| 1949 | Cason, Jim | 21 | 351 | 16.7 | — | 0 | DNQ |
| 1950 | Cathcart, Sam | 16 | 185 | 11.6 | 29 | 0 | 10 |
| 1951 | Arenas, Joe | 21 | 272 | 13.0 | 51 | 0 | 6 |
| 1952 | McElhenny, Hugh | 20 | 284 | 14.2 | 94t | 1 | 5 |
| 1953 | McElhenny, Hugh | 15 | 104 | 6.9 | 25 | 0 | 7 |
| 1954 | Arenas, Joe | 23 | 117 | 5.1 | 23 | 0 | 6 |
| 1955 | Arenas, Joe | 21 | 55 | 2.6 | 7 | 0 | 17 |
| 1956 | Arenas, Joe | 19 | 117 | 6.2 | 67t | 1 | 8 |
| 1957 | Arenas, Joe | 25 | 80 | 3.2 | 26 | 0 | 13 |
| 1958 | McElhenny, Hugh | 24 | 93 | 3.9 | 18 | 0 | 16 |
| 1959 | Woodson, Abe | 15 | 143 | 9.5 | 65 | 0 | 6 |
| 1960 | Woodson, Abe | 13 | 174 | 13.4 | 48 | 0 | 1 |
| 1961 | Woodson, Abe | 16 | 172 | 10.8 | 80t | 1 | 4 |
| 1962 | Woodson, Abe | 19 | 179 | 9.4 | 85t | 1 | 4 |
| 1963 | Woodson, Abe | 13 | 95 | 7.3 | 13 | 0 | 13 |
| 1964 | Alexander, Kermit | 21 | 189 | 9.0 | 70t | 1 | 8 |
| 1965 | Alexander, Kermit | 35 | 262 | 7.5 | 40 | 0 | 7 |
| 1966 | Alexander, Kermit | 30 | 198 | 6.6 | 44t | 4 | 6 |
| 1967 | Cunningham, Doug | 27 | 249 | 9.2 | 57 | 0 | 3 |
| 1968 | Alexander, Kermit | 24 | 87 | 3.6 | 26 | 0 | 16 |
| 1969 | Smith, Noland | 10 | 46 | 4.6 | 18 | 0 | 19 |
| 1970 | Taylor, Bruce | 43 | 516 | 12.0 | 76 | 0 | 2/1 |
| 1971 | Taylor, Bruce | 34 | 235 | 6.9 | 38 | 0 | 15/6 |
| 1972 | McGill, Ralph | 22 | 219 | 10.0 | 33 | 0 | 4/3 |
| 1973 | Taylor, Bruce | 15 | 207 | 13.8 | 61 | 0 | 1/1 |
| 1974 | McGill, Ralph | 20 | 161 | 8.3 | 47 | 0 | 20/13 |
| 1975 | McGill, Ralph | 31 | 290 | 9.4 | 34 | 0 | 18/9 |
| 1976 | Leonard, Anthony | 35 | 293 | 8.4 | 60t | 1 | 20/9 |
| 1977 | Leonard, Anthony | 22 | 154 | 7.0 | 19 | 0 | 30/13 |
| 1978 | Steptoe, Jack | 11 | 129 | 11.7 | 28 | 0 | DNQ |
| 1979 | Solomon, Freddie | 23 | 142 | 6.2 | 14 | 0 | 23/9 |
| 1980 | Solomon, Freddie | 27 | 298 | 11.0 | 57t | 2 | 3/2 |
| 1981 | Hicks, Dwight | 19 | 171 | 9.0 | 39 | 0 | DNQ |
| 1982 | McLemore, Dana | 7 | 156 | 22.3 | 93t | 1 | DNQ |
| 1983 | McLemore, Dana | 31 | 331 | 10.7 | 56t | 1 | 6/2 |
| 1984 | McLemore, Dana | 45 | 521 | 11.6 | 79t | 1 | 4/2 |
| 1985 | McLemore, Dana | 38 | 258 | 6.8 | 22 | 0 | 21/9 |
| 1986 | Griffin, Don | 38 | 377 | 9.9 | 76t | 1 | 5/2 |
| 1987 | McLemore, Dana | 21 | 265 | 12.6 | 83t | 1 | 2/2 |
| 1988 | Taylor, John | 44 | 556 | 12.6 | 95t | 2 | 1/1 |
| 1989 | Taylor, John | 36 | 417 | 11.6 | 37 | 0 | 5/4 |
| 1990 | Taylor, John | 26 | 212 | 8.2 | 30 | 0 | 13/8 |
| 1991 | Taylor, John | 31 | 267 | 8.6 | 24 | 0 | 9/5 |
| 1992 | Grant, Alan | 29 | 249 | 8.6 | 46 | 0 | 12/6 |
| 1993 | Carter, Dexter | 34 | 411 | 12.1 | 72t | 1 | 5/2 |
| 1994 | Carter, Dexter | 38 | 321 | 8.4 | 26 | 0 | 14/11 |
| 1995 | Taylor, John | 11 | 56 | 5.1 | 11 | 0 | DNQ |
| 1996 | Carter, Dexter | 36 | 317 | 8.8 | 52 | 0 | 18/9 |
| 1997 | Uwaezuoke, Iheanyi | 34 | 373 | 11.0 | 36 | 0 | 11/6 |
| 1998 | McQuarters, R.W. | 47 | 406 | 8.6 | 72t | 1 | 19/10 |
| 1999 | McQuarters, R.W. | 18 | 90 | 5.0 | 32 | 0 | DNQ |
| 2000 | Williams, Kevin | 26 | 220 | 8.5 | 25 | 0 | DNQ |
| 2001 | Sutherland, Vinny | 21 | 147 | 7.0 | 19 | 0 | DNQ |
| 2002 | Williams, Jimmy | 20 | 336 | 16.8 | 89t | 1 | 1/1 |
| 2003 | Williams, Jimmy | 35 | 240 | 6.9 | 20 | 0 | 26/11 |
| 2004 | Battle, Arnaz | 31 | 266 | 8.6 | 71t | 1 | 15/6 |
| 2005 | Amey, Fred | 11 | 125 | 11.4 | 75t | 1 | DNQ |

# 49ERS YEARLY STATISTICAL LEADERS

## KICKOFF RETURNS (BASED ON AVG.) (MIN. 20 RETURNS)

| YEAR | Player | No | Yds | Avg | Lg | TD | Rank |
|---|---|---|---|---|---|---|---|
| 2006 | Hicks, Maurice | 57 | 1,428 | 25.1 | 64 | 0 | 12/4 |
| 2007 | Hicks, Maurice | 63 | 1,502 | 23.8 | 55 | 0 | 20/9 |
| 2008 | Rossum, Allen | 47 | 1,259 | 26.8 | 104t | 1 | 6/3 |
| 2009 | Robinson, Michael | 18 | 414 | 23.0 | 40 | 0 | DNQ |
| 2010 | Ginn Jr., Ted | 47 | 992 | 21.1 | 61 | 0 | 33/17 |
| 2011 | Ginn Jr., Ted | 29 | 800 | 27.6 | 102t | 1 | 3/2 |
| 2012 | James, LaMichael | 14 | 417 | 29.8 | 62 | 0 | DNQ |
| 2013 | James, LaMichael | 12 | 321 | 26.8 | 41 | 0 | DNQ |
| 2014 | Ellington, Bruce | 24 | 614 | 25.6 | 38 | 0 | 7/3 |
| 2015 | Ellington, Bruce | 26 | 665 | 25.6 | 40 | 0 | 9/7 |
| 2016 | Shepherd, JaCorey | 21 | 456 | 21.7 | 41 | 0 | 9/7 |
| **2017** | **Bolden Jr., Victor** | **19** | **396** | **20.8** | **34** | **0** | **DNQ** |

**DNQ – Insufficient returns to qualify for NFL rankings*

## PUNT RETURNS (BASED ON AVERAGE) (MIN. 10 RETURNS)

| Year | Player | No | Yds | Avg | Lg | TD | Rank |
|---|---|---|---|---|---|---|---|
| 2006 | Williams, Brandon | 22 | 147 | 6.7 | 25 | 0 | 28/15 |
| 2007 | Lewis, Michael | 44 | 336 | 7.6 | 51 | 0 | 18/9 |
| 2008 | Rossum, Allen | 15 | 223 | 14.9 | 45 | 0 | DNQ |
| 2009 | Battle, Arnaz | 21 | 61 | 2.9 | 18 | 0 | 28/13 |
| 2010 | Ginn Jr., Ted | 24 | 321 | 13.4 | 78t | 1 | 3/2 |
| 2011 | Ginn Jr., Ted | 38 | 466 | 12.3 | 55t | 1 | 4/3 |
| 2012 | Ginn Jr., Ted | 32 | 326 | 10.2 | 38 | 0 | 11/3 |
| 2013 | James, LaMichael | 23 | 251 | 10.9 | 40 | 0 | 10t/6t |
| 2014 | Ellington, Bruce | 23 | 188 | 8.2 | 23 | 0 | 13/7 |
| 2015 | Ellington, Bruce | 19 | 137 | 7.2 | 36 | 0 | DNQ |
| 2016 | Kerley, Jeremy | 21 | 158 | 7.5 | 26 | 0 | 16/9 |
| **2017** | **Taylor, Trent** | **30** | **281** | **9.4** | **39** | **0** | **10/6** |

**DNQ – Insufficient returns to qualify for NFL rankings*

# 49ERS YEARLY STATISTICAL LEADERS

## INTERCEPTIONS

| Year | Player | No | Yds | Avg | Lg | TD | Rank |
|---|---|---|---|---|---|---|---|
| 1946 | Casanega, Ken | 8 | 146 | 18.3 | 68 | 0 | — |
| 1947 | Eshmont, Len | 6 | 72 | 12.0 | — | 0 | — |
| 1948 | Carr, Eddie | 7 | 144 | 20.6 | 56 | 1 | — |
| 1949 | Cason, Jim | 9 | 152 | 19.9 | — | 0 | — |
| 1950 | Powers, Jim | 5 | 42 | 8.4 | 26 | 0 | 18t |
| 1951 | Wagner, Lowell | 9 | 115 | 12.8 | 40 | 0 | 3t |
| 1952 | Wagner, Lowell | 6 | 69 | 11.5 | 30 | 0 | 10t |
| 1953 | Berry, Rex | 7 | 142 | 20.3 | 29 | 1 | 8t |
| 1954 | Berry, Rex | 3 | 69 | 23.0 | 34t | 1 | 29t |
| | Brown, Hardy | 3 | 42 | 14.0 | 41t | 1 | 29t |
| | Williams, Johnny | 3 | 28 | 9.3 | 15 | 0 | 29t |
| | Arenas, Joe | 3 | 26 | 8.7 | 26 | 0 | 29t |
| 1955 | Moegle, Dick | 6 | 50 | 8.3 | 37 | 0 | 7t |
| 1956 | Moegle, Dick | 6 | 75 | 12.5 | 31t | 1 | 9t |
| 1957 | Moegle, Dick | 8 | 107 | 13.4 | 40 | 0 | 6 |
| 1958 | Ridlon, Jim | 4 | 10 | 2.5 | 3 | 0 | 14t |
| 1959 | Baker, Dave | 5 | 75 | 15.0 | 29 | 0 | 6t |
| 1960 | Baker, Dave | 10 | 96 | 9.6 | 28 | 0 | 2t |
| 1961 | Baker, Dave | 6 | 123 | 20.5 | 10 | 0 | 17t |
| 1962 | Woodson, Abe | 2 | 31 | 15.5 | 31 | 0 | 92t |
| | Hazeltine, Matt | 2 | 24 | 12.0 | 12 | 0 | 92t |
| | Pine, Ed | 2 | 16 | 8.0 | 13 | 0 | 92t |
| | Mertens, Jerry | 2 | 0 | 0 | 0 | 0 | 92t |
| 1963 | Alexander, Kermit | 5 | 72 | 17.4 | 38 | 0 | 25t |
| 1964 | Alexander, Kermit | 5 | 65 | 13.0 | 24 | 0 | 22t |
| 1965 | Johnson, Jimmy | 6 | 47 | 7.8 | 26 | 0 | 8t |
| 1966 | Alexander, Kermit | 4 | 73 | 18.3 | 55 | 0 | 32t |
| | Johnson, Jimmy | 4 | 57 | 14.3 | 35t | 1 | 32t |
| 1967 | Alexander, Kermit | 5 | 72 | 14.4 | 48 | 0 | 21t |
| 1968 | Alexander, Kermit | 9 | 155 | 17.2 | 66t | 1 | 3 |
| 1969 | Alexander, Kermit | 5 | 39 | 7.8 | 22 | 0 | 15t |
| | Johnson, Jimmy | 5 | 18 | 3.6 | 18 | 0 | 15t |
| 1970 | Taylor, Bruce | 3 | 70 | 23.3 | 70 | 0 | 46t/23t |
| | Phillips, Mel | 3 | 49 | 16.3 | 35t | 1 | 46t/23t |
| | Nunley, Frank | 3 | 42 | 14.0 | 24 | 0 | 46t/23t |
| | Taylor, Roosevelt | 3 | 27 | 9.0 | 19 | 0 | 46t/23t |
| 1971 | Taylor, Bruce | 3 | 68 | 22.7 | 49 | 0 | 58t/29t |
| | Johnson, Jimmy | 3 | 16 | 5.3 | 10 | 0 | 58t/29t |
| | Taylor, Roosevelt | 3 | 13 | 4.3 | 13 | 0 | 58t/29t |
| 1972 | Johnson, Jimmy | 4 | 18 | 4.5 | 15 | 0 | 20t/7t |
| 1973 | Taylor, Bruce | 6 | 30 | 5.0 | 22 | 0 | 4t/2t |
| 1974 | McGill, Ralph | 5 | 71 | 14.2 | 45 | 0 | 13t/6t |
| 1975 | Taylor, Bruce | 3 | 29 | 9.7 | 15 | 0 | 54t/26t |
| 1976 | Rhodes, Bruce | 3 | 42 | 14.0 | 30 | 0 | 43t/24t |
| 1977 | Washington, Dave | 2 | 68 | 34.0 | 50 | 0 | 91t/37t |
| | Phillips, Mel | 2 | 23 | 11.5 | 23 | 0 | 91t/37t |
| 1978 | Crist, Chuck | 6 | 59 | 26.5 | 32 | 0 | 10t/9t |
| 1979 | Hicks, Dwight | 5 | 57 | 11.4 | 29 | 0 | 17t/8t |
| 1980 | Hicks, Dwight | 4 | 73 | 18.3 | 44 | 0 | 39t/17t |
| | Churchman, Ricky | 4 | 7 | 1.8 | 7 | 0 | 39t/17t |
| 1981 | Hicks, Dwight | 9 | 239 | 26.6 | 72 | 1 | 3t/2t |
| 1982 | Hicks, Dwight | 3 | 5 | 1.7 | 3 | 0 | 21t/8t |
| 1983 | Wright, Eric | 7 | 164 | 23.4 | 60t | 2 | 6t/4t |
| 1984 | Turner, Keena | 4 | 51 | 12.8 | 21 | 0 | 33t/17t |
| | Lott, Ronnie | 4 | 26 | 6.5 | 15 | 0 | 33t/17t |
| 1985 | Lott, Ronnie | 6 | 68 | 11.3 | 25 | 0 | 10t/3t |
| 1986 | Lott, Ronnie | 10 | 134 | 13.4 | 57t | 1 | 1/1 |
| 1987 | Lott, Ronnie | 5 | 62 | 12.4 | 34 | 0 | 7t/4t |
| | Griffin, Don | 5 | 1 | 0.2 | 1 | 0 | 7t/4t |
| 1988 | McKyer, Tim | 7 | 11 | 1.6 | 7 | 0 | 6t/5 |
| 1989 | Lott, Ronnie | 5 | 34 | 6.8 | 28 | 0 | 17t/9t |
| 1990 | Waymer, Dave | 7 | 64 | 9.1 | 24 | 0 | 3t/2t |
| 1991 | Waymer, Dave | 4 | 77 | 19.3 | 42 | 0 | 23t/13t |
| 1992 | Griffin, Don | 5 | 4 | 0.8 | 2 | 0 | 15t/5t |
| 1993 | McGruder, Michael | 5 | 89 | 17.8 | 37 | 1 | 14t/6t |
| 1994 | Hanks, Merton | 7 | 93 | 13.3 | 38 | 0 | 4t/4t |
| 1995 | Drakeford, Tyronne | 5 | 54 | 10.8 | 37 | 0 | 15t/10t |
| | Hanks, Merton | 5 | 31 | 6.2 | 23 | 0 | 15t/10t |
| 1996 | Pope, Marquez | 6 | 98 | 16.3 | 55t | 1 | 4t/2t |
| 1997 | Hanks, Merton | 6 | 103 | 17.2 | 55t | 1 | 5t/3t |
| 1998 | Walker, Darnell | 4 | 78 | 19.5 | 36 | 0 | 24t/11t |
| | Hanks, Merton | 4 | 37 | 9.3 | 37 | 0 | 24t/11t |
| | Bronson, Zack | 4 | 34 | 8.5 | 28 | 0 | 24t/11t |
| | McDonald, Tim | 4 | 22 | 5.5 | 18 | 0 | 24t/11t |
| 1999 | Schulters, Lance | 6 | 127 | 21.2 | 64t | 1 | 6t/3t |
| 2000 | Bronson, Zack | 3 | 75 | 25.0 | 43 | 0 | 46t/21t |
| | Montgomery, Monty | 3 | 68 | 22.7 | 46t | 1 | 46t/21t |
| 2001 | Bronson, Zack | 7 | 165 | 23.6 | 97t | 2 | 7t/4t |
| | Plummer, Ahmed | 7 | 45 | 6.4 | 24 | 0 | 7t/4t |
| 2002 | Parrish, Tony | 7 | 204 | 29.1 | 60 | 0 | 3t/2t |
| 2003 | Parrish, Tony | 9 | 202 | 22.4 | 49 | 0 | 1t/1t |
| 2004 | Parrish, Tony | 4 | 64 | 16.0 | 26 | 0 | 21t/10t |
| 2005 | Spencer, Shawntae | 4 | 85 | 21.3 | 61t | 1 | 19t/9t |
| | Adams, Mike | 4 | 36 | 9.0 | 40t | 1 | 19t/9t |
| 2006 | Harris, Walt | 8 | 84 | 10.5 | 42 | 1 | 3t/1t |
| 2007 | Clements, Nate | 4 | 74 | 18.5 | 62 | 0 | 23t/11t |
| | Harris, Walt | 4 | 42 | 10.5 | 23 | 0 | 23t/11t |
| 2008 | Harris, Walt | 3 | 25 | 8.3 | 24 | 0 | 30t/13t |
| | Spikes, Takeo | 3 | 14 | 4.7 | 13 | 0 | 30t/13t |
| 2009 | Goldson, Dashon | 4 | 39 | 9.8 | 34 | 0 | 23t/14t |
| 2010 | Clements, Nate | 3 | 46 | 15.3 | 39 | 0 | 31t/21t |
| | Spikes, Takeo | 3 | 9 | 3.0 | 6 | 0 | 31t/21t |
| | Spencer, Shawntae | 3 | 0 | 0.0 | 0 | 0 | 31t/21t |
| 2011 | Goldson, Dashon | 6 | 53 | 8.8 | 21 | 0 | 4t/2t |
| | Rogers, Carlos | 6 | 106 | 17.7 | 31t | 1 | 4t/2t |
| 2012 | Goldson, Dashon | 3 | 21 | 7.0 | 20 | 0 | 29t/17t |
| 2013 | Brock, Tramaine | 5 | 82 | 16.4 | 41 | 1 | 5t/5t |
| 2014 | Cox, Perrish | 5 | 12 | 2.4 | 10 | 0 | 3t/2t |
| 2015 | Acker, Kenneth | 3 | 45 | 15.0 | 45 | 0 | 24t/10t |
| | Brock, Tramaine | 3 | 26 | 8.7 | 26 | 0 | 24t/10t |
| 2016 | Hodges, Gerald | 2 | 27 | 13.5 | 21 | 0 | 47t/23t |
| **2017** | Armstrong, Ray–Ray | 2 | 29 | 14.5 | 29 | 0 | 53t/28t |
| | **Reid, Eric** | **2** | **0** | **0.0** | **0** | **0** | **53t/28t** |
| | **Witherspoon, A.** | **2** | **42** | **21.0** | **23** | **0** | **53t/28t** |

# 49ERS YEARLY STATISTICAL LEADERS

## ALL–PURPOSE YARDS (SINCE 1950)

| | | Rush | | Rec | | Off | Punt Ret | | Kick Ret | | Ret | Def | Tot |
|---|---|---|---|---|---|---|---|---|---|---|---|---|---|
| Year | Player | No | Yds | No | Yds | Yds | No | Yds | No | Yds | Yds | Yds | Yds |
| 1950 | Perry, Joe | 124 | 647 | 13 | 69 | 716 | 0 | 0 | 12 | 223 | 0 | 0 | 939 |
| 1951 | Perry, Joe | 136 | 677 | 18 | 167 | 844 | 0 | 0 | 1 | 32 | 0 | 0 | 876 |
| 1952 | McElhenny, Hugh | 98 | 684 | 26 | 367 | 1,051 | 20 | 284 | 20 | 284 | 680 | 0 | 1,731 |
| 1953 | McElhenny, Hugh | 112 | 503 | 30 | 474 | 977 | 15 | 104 | 15 | 368 | 472 | 0 | 1,449 |
| 1954 | Perry, Joe | 173 | 1,049 | 26 | 203 | 1,252 | 0 | 0 | 0 | 0 | 0 | 0 | 1,252 |
| 1955 | Wilson, Billy | 0 | 0 | 53 | 831 | 831 | 0 | 0 | 0 | 0 | 0 | 0 | 831 |
| 1956 | McElHenny, Hugh | 185 | 916 | 16 | 193 | 1,109 | 15 | 38 | 13 | 300 | 338 | 0 | 1,447 |
| 1957 | McElhenny, Hugh | 102 | 478 | 37 | 458 | 936 | 0 | 0 | 0 | 0 | 0 | 0 | 936 |
| 1958 | Perry, Joe | 125 | 758 | 23 | 218 | 976 | 0 | 0 | 0 | 0 | 0 | 0 | 976 |
| 1959 | Smith, J.D. | 207 | 1,036 | 13 | 133 | 1,169 | 0 | 0 | 0 | 0 | 0 | 0 | 1,169 |
| 1960 | Smith, J.D. | 174 | 780 | 36 | 181 | 961 | 0 | 0 | 0 | 0 | 0 | 0 | 961 |
| 1961 | Smith, J.D. | 167 | 823 | 28 | 343 | 1,166 | 0 | 0 | 0 | 0 | 0 | 0 | 1,166 |
| 1962 | Woodson, Abe | 0 | 0 | 0 | 0 | 0 | 19 | 179 | 37 | 1,157 | 1,336 | 0 | 1,336 |
| 1963 | Woodson, Abe | 0 | 0 | 0 | 0 | 0 | 13 | 95 | 29 | 935 | 1,030 | 0 | 1,030 |
| 1964 | Woodson, Abe | 0 | 0 | 0 | 0 | 0 | 22 | 133 | 32 | 880 | 1,013 | 0 | 1,013 |
| 1965 | Parks, Dave | 0 | 0 | 80 | 1,344 | 1,344 | 0 | 0 | 0 | 0 | 0 | 0 | 1,344 |
| 1966 | Alexander, Kermit | 0 | 0 | 0 | 0 | 0 | 30 | 198 | 37 | 984 | 1,182 | 0 | 1,182 |
| 1967 | Cunningham, Doug | 0 | 0 | 0 | 0 | 0 | 27 | 249 | 31 | 826 | 1,075 | 0 | 1,075 |
| 1968 | Willard, Ken | 227 | 967 | 36 | 232 | 1,199 | 0 | 0 | 0 | 0 | 0 | 0 | 1,199 |
| 1969 | Cunningham, Doug | 147 | 541 | 51 | 484 | 1,025 | 0 | 0 | 0 | 0 | 0 | 0 | 1,025 |
| 1970 | Washington, Gene | 0 | 0 | 53 | 1,100 | 1,100 | 0 | 0 | 0 | 0 | 0 | 0 | 1,100 |
| 1971 | Washington, Vic | 191 | 811 | 36 | 317 | 1,128 | 0 | 0 | 33 | 858 | 858 | 0 | 1,986 |
| 1972 | Washington, Vic | 141 | 468 | 43 | 393 | 861 | 0 | 0 | 27 | 771 | 771 | 0 | 1,632 |
| 1973 | McGill, Ralph | 0 | 0 | 0 | 0 | 0 | 22 | 186 | 17 | 374 | 560 | 0 | 560 |
| 1974 | Jackson, Wilbur | 174 | 705 | 23 | 190 | 895 | 0 | 0 | 0 | 0 | 0 | 0 | 895 |
| 1975 | Williams, Delvin | 117 | 631 | 34 | 370 | 1,001 | 0 | 0 | 0 | 0 | 0 | 0 | 1,001 |
| 1976 | Williams, Delvin | 248 | 1,203 | 27 | 283 | 1,486 | 0 | 0 | 0 | 0 | 0 | 0 | 1,486 |
| 1977 | Williams, Delvin | 268 | 931 | 20 | 179 | 1,110 | 0 | 0 | 0 | 0 | 0 | 0 | 1,110 |
| 1978 | Williams, Dave | 0 | 0 | 0 | 0 | 0 | 0 | 0 | 34 | 745 | 745 | 0 | 745 |
| 1979 | Hofer, Paul | 123 | 615 | 58 | 662 | 1,277 | 0 | 0 | 0 | 0 | 0 | 0 | 1,277 |
| 1980 | Cooper, Earl | 171 | 720 | 83 | 567 | 1,287 | 0 | 0 | 0 | 0 | 0 | 0 | 1,287 |
| 1981 | Clark, Dwight | 3 | 32 | 85 | 1,105 | 1,137 | 0 | 0 | 0 | 0 | 0 | 0 | 1,137 |
| 1982 | Clark, Dwight | 0 | 0 | 60 | 913 | 913 | 0 | 0 | 0 | 0 | 0 | 0 | 913 |
| 1983 | Craig, Roger | 176 | 725 | 48 | 427 | 1,152 | 0 | 0 | 0 | 0 | 0 | 0 | 1,152 |
| 1984 | Tyler, Wendell | 246 | 1,262 | 28 | 230 | 1,492 | 0 | 0 | 0 | 0 | 0 | 0 | 1,492 |
| 1985 | Craig, Roger | 214 | 1,050 | 92 | 1,016 | 2,066 | 0 | 0 | 0 | 0 | 0 | 0 | 2,066 |
| 1986 | Rice, Jerry | 10 | 72 | 86 | 1,570 | 1,642 | 0 | 0 | 0 | 0 | 0 | 0 | 1,642 |
| 1987 | Craig, Roger | 215 | 815 | 66 | 492 | 1,307 | 0 | 0 | 0 | 0 | 0 | 0 | 1,307 |
| 1988 | Craig, Roger | 310 | 1,502 | 76 | 534 | 2,036 | 0 | 0 | 0 | 0 | 0 | 0 | 2,036 |
| 1989 | Taylor, John | 1 | 6 | 60 | 1,077 | 1,083 | 36 | 417 | 2 | 51 | 468 | 0 | 1,551 |
| 1990 | Rice, Jerry | 2 | 0 | 100 | 1,502 | 1,502 | 0 | 0 | 0 | 0 | 0 | 0 | 1,502 |
| 1991 | Rice, Jerry | 1 | 2 | 80 | 1,206 | 1,208 | 0 | 0 | 0 | 0 | 0 | 0 | 1,208 |
| 1992 | Watters, Ricky | 206 | 1,013 | 43 | 405 | 1,418 | 0 | 0 | 0 | 0 | 0 | 0 | 1,418 |
| 1993 | Rice, Jerry | 3 | 69 | 98 | 1,503 | 1,572 | 0 | 0 | 0 | 0 | 0 | 0 | 1,572 |
| 1994 | Watters, Ricky | 239 | 877 | 66 | 719 | 1,596 | 0 | 0 | 0 | 0 | 0 | 0 | 1,596 |
| 1995 | Rice, Jerry | 5 | 36 | 122 | 1,848 | 1,884 | 0 | 0 | 0 | 0 | 0 | 0 | 1,884 |
| 1996 | Rice, Jerry | 11 | 77 | 108 | 1,254 | 1,331 | 0 | 0 | 0 | 0 | 0 | 0 | 1,331 |
| 1997 | Hearst, Garrison | 234 | 1,019 | 21 | 194 | 1,213 | 0 | 0 | 0 | 0 | 0 | 0 | 1,213 |
| 1998 | Hearst, Garrison | 310 | 1,570 | 39 | 535 | 2,105 | 0 | 0 | 0 | 0 | 0 | 0 | 2,105 |
| 1999 | Garner, Charlie | 241 | 1,229 | 56 | 535 | 1,764 | 0 | 0 | 0 | 0 | 0 | 0 | 1,764 |
| 2000 | Garner, Charlie | 258 | 1,142 | 68 | 647 | 1,789 | 0 | 0 | 0 | 0 | 0 | 0 | 1,789 |
| 2001 | Hearst, Garrison | 252 | 1,206 | 41 | 347 | 1,553 | 0 | 0 | 0 | 0 | 0 | 0 | 1,553 |
| 2002 | Owens, Terrell | 7 | 79 | 100 | 1,300 | 1,379 | 0 | 0 | 0 | 0 | 0 | 0 | 1,379 |
| 2003 | Barlow, Kevan | 201 | 1,024 | 35 | 307 | 1,331 | 0 | 0 | 0 | 0 | 0 | 0 | 1,331 |
| 2004 | Barlow, Kevan | 244 | 822 | 35 | 212 | 1,034 | 0 | 0 | 0 | 0 | 0 | 0 | 1,034 |
| 2005 | Hicks, Maurice | 59 | 308 | 3 | 12 | 320 | 0 | 0 | 34 | 689 | 689 | 0 | 1,009 |
| 2006 | Gore, Frank | 312 | 1,695 | 61 | 485 | 2,180 | 0 | 0 | 0 | 0 | 0 | 0 | 2,180 |
| 2007 | Gore, Frank | 260 | 1,102 | 53 | 436 | 1,538 | 0 | 0 | 0 | 0 | 0 | 0 | 1,538 |
| 2008 | Rossum, Allen | 1 | 1 | 1 | 4 | 5 | 15 | 223 | 47 | 1,259 | 1,482 | 0 | 1,487 |
| 2009 | Gore, Frank | 229 | 1,120 | 52 | 406 | 1,526 | 0 | 0 | 0 | 0 | 0 | 0 | 1,526 |
| 2010 | Ginn Jr., Ted | 2 | 11 | 12 | 163 | 174 | 24 | 321 | 47 | 992 | 1,313 | 0 | 1,487 |
| 2011 | Gore, Frank | 282 | 1,211 | 17 | 114 | 1,325 | 0 | 0 | 0 | 0 | 0 | 0 | 1,325 |
| 2012 | Gore, Frank | 258 | 1,214 | 28 | 234 | 1,448 | 0 | 0 | 0 | 0 | 0 | 0 | 1,448 |
| 2013 | Gore, Frank | 292 | 1,128 | 16 | 141 | 1,269 | 0 | 0 | 0 | 0 | 0 | 0 | 1,269 |
| 2014 | Gore, Frank | 255 | 1,106 | 11 | 111 | 1,217 | 0 | 0 | 0 | 0 | 0 | 0 | 1,217 |
| 2015 | Boldin, Anquan | 0 | 0 | 69 | 789 | 789 | 0 | 0 | 0 | 0 | 0 | 0 | 789 |
| **2016** | **Hyde, Carlos** | **217** | **988** | **27** | **163** | **1,151** | **0** | **0** | **0** | **0** | **0** | **0** | **1,151** |
| **2017** | **Hyde, Carlos** | **240** | **938** | **59** | **350** | **1,288** | **0** | **0** | **0** | **0** | **0** | **0** | **1,288** |

# BEST PERFORMANCES VS. 49ERS

## SCORING

**Points**
36 Gale Sayers, at Chi. (12/12/65)

**Touchdowns**
6 Gale Sayers, at Chi. (12/12/65)

**PATs**
8 Rafael Septien, at Dal. (10/12/80)
8 Paige Cothren, vs. LA Rams (10/5/58)

**PAT Attempts**
8 Rafael Septien, at Dal. (10/12/80)
8 Paige Cothren, vs. LA Rams (10/5/58)

**Field Goals**
6 Neil Rackers, at Arz. in Mexico City (10/2/05)
5 Morten Andersen, at Atl. (9/3/00)
5 Chris Jacke, at GB (10/14/96)
5 Morten Andersen, at NO (10/25/87)
5 Lou Michaels, at Bal. (9/25/66)

**Field Goal Attempts**
7 Morten Andersen, at NO (10/25/87)

**Long Field Goal**
59 Graham Gano, at Car. (11/6/11)
59 Morten Andersen, at Atl. (12/24/95)
56 Al Del Greco, at Hou. (10/27/96)
55 John Kasay, at Car. (10/24/10)
54 Josh Brown, at StL (1/3/10)
54 Jan Stenerud, vs. KC (12/6/71)

## RUSHING

**Attempts**
35 Clinton Portis, vs. Was. (12/18/04)
Marcel Shipp, at Arz. (10/26/03)
32 Calvin Hill, at Dal. (11/10/74)
Steven Jackson, at StL Rams (12/21/08)

**Yards**
192 Erric Pegram, vs. Atl. (9/19/93), 27 att.
181 Willie Galimore, vs. Chi. (9/16/62), 22 att.
175 Barry Sanders, vs. Det. (12/23/96), 28 att.
174 Rudi Johnson, at Cin. (12/14/03), 21 att.
174 Leroy Kelly, vs. Cle. (11/3/68), 27 att.

**Touchdowns**
4 LaDainian Tomlinson, vs. SD (10/15/06)
Gale Sayers, at Chi. (12/12/65)
Rick Casares, vs. Chi. (10/28/56)

**Long**
84t Chester Taylor, vs. Min. (12/9/07)

## PASSING

**Attempts**
65 Tom Brady, at NE (12/16/12)
61 Brett Favre, at GB (10/14/96)
60 Richard Todd, at NYJ (9/21/80)
58 Glenn Foley, vs. NYJ (9/6/98)
58 Jay Schroeder, at Was. (12/1/85)

**Completions**
42 Richard Todd, at NYJ (9/21/80)
41 Eli Manning, at NYG (10/11/15)
37 Matt Ryan, vs. Atl. (12/23/13)
36 Tom Brady, at NE (12/16/12)
35 Dieter Brock, at LA Rams (10/27/85)

**Yards**
484 Kurt Warner, at Arz. (11/25/07)
471 Brad Johnson, vs. Was. (12/26/99)
460 Don Meredith, vs. Dal. (11/10/63)
447 Richard Todd, at NYJ (9/21/80)
444 Dan Fouts vs. SD (12/11/82)

**Touchdowns**
5 Donovan McNabb, at Phi. (9/18/05)
5 Kurt Warner, at StL (10/10/99)
5 Vince Ferragamo, at LA Rams (10/23/83)
5 Dan Fouts, vs. SD (12/11/82)

**Interceptions**
7 Steve DeBerg, at TB (9/7/86)
6 Steve Grogan, vs. NE (11/30/80)

**Long**
96t Tobin Rote to Billy Grimes, vs. GB (12/10/50)

**Times Sacked**
10 Phil Simms, vs. NYG (11/23/80)
10 James Harris, at LA Rams (10/11/76)
10 Bill Munson, vs. LA Rams (12/6/64)

## RECEIVING

**Receptions**
17 Clark Gaines, at NYJ (9/21/80)
14 Roy Helu Jr. at Was. (11/6/11)
12 Roddy White, vs. Atl. (12/23/13)
12 Reggie Wayne, at Ind. (11/1/09)
12 Tim Hightower, at Ari. (9/13/09)
12 Cris Carter, vs. Min. (12/18/95)
12 Michael Irvin, at Dal. (10/17/93)

**Yards**
220 Don Beebe, at GB (10/14/96)
214 Harlon Hill, vs. Chi. (10/31/54)
213 Terrell Owens, at Dal. (11/23/08)
210 Roddy White, vs. Atl. (10/11/09)
202 Paul Flatley, vs. Min. (10/24/65)

**Touchdowns**
4 Isaac Bruce, at StL (10/10/99)
4 Ahmad Rashad, at Min. (9/2/79)
4 Harlon Hill, vs. Chi. (10/31/54)

**Long**
96t Billy Grimes, vs. GB (12/10/50)

## INTERCEPTIONS

**Interceptions**
3 Bill Simpson, vs. LA Rams (11/20/77)
3 Gene Howard, at LA Rams (11/21/71)
3 Roy Winston, vs. Min. (10/25/64)
3 Jerry Richardson, at LAN (10/18/64)
3 Donald Doll, at Det. (10/8/50)

**Yards**
107 Aaron Martin, at LA Rams (10/18/64)
101 Tom Pridemore, at Atl. (9/20/81)

**Long**
101t Tom Pridemore, at Atl. (9/20/81)

## SACKS

**Sacks**
4.5 Kevin Greene, vs. LA Rams (12/18/88)
3.0 13 Players

## PUNTING

**Punts**
12 Wilbur Summers, vs. Det. (10/23/77)
12 Rusty Jackson, vs. LA Rams (11/21/76)

**Average**
58.5 Reggie Roby, at Mia. (9/28/86) (min. 4 pts)

**Long**
90 Don Chandler, at GB (10/10/65)

## PUNT RETURNS

**Returns**
8 Rolland Lawrence, vs. Atl. (10/9/77)
7 Nate Burleson, at Sea. (12/6/09)
7 Alvin Pearman, at Jac. (12/18/05)
7 J.T. Smith, at Phx. (11/6/88)
7 Robbie Martin, vs. Ind. (10/5/86)
7 LeRoy Irvin, vs. LA Rams (10/25/81)
7 Roland Lawrence, vs. Atl. (10/23/76)

**Yards**
184 Tom Watkins, at Det. (10/6/63)

**Long**
90t Tom Watkins, at Det. (10/6/63)

## KICKOFF RETURNS

**Returns**
9 Ahmad Merritt, vs. Chi. (9/7/03)
9 Eric Metcalf, vs. Atl. (9/29/96)

**Yards**
222 Leon Washington, vs. Sea. (12/12/10)
208 Ron Smith, at Chi. (11/19/72)

**Long**
101 Percy Harvin, at Min. (9/27/09)
101 Mel Gray, vs. NO (9/21/86)

# 49ERS SINGLE-SEASON TEAM RECORDS

## SCORING

**Most Points Scored**
505 (1994, 16 games)
479 (1998, 16 games)
475 (1984, 16 games)

**Highest Average**
31.6 (1994, 16 games)
31.0 (1953, 12 games)
30.6 (1987, 15 games)

**Fewest Points Scored**
198 (1963, 14 games)
208 (1960, 12 games)
209 (1982, 9 games)
213 (1950, 12 games)

**Lowest Average**
13.7 (2007, 16 games)
13.7 (1978, 16 games)
14.1 (1963, 14 games)

## TOUCHDOWNS

**Most Scored**
66 (1994, 16 games)
61 (1998, 16 games)
(1993, 16 games)
59 (1987, 16 games)

**Fewest Scored**
21 (1960, 12 games)
23 (2005, 16 games)

**Most Allowed**
56 (2016, 16 games)
54 (2004, 16 games)
(1979, 16 games)
53 (1999, 16 games)

**Fewest Allowed**
23 (2011, 16 games)
23 (1971, 14 games)
24 (1984, 16 games)
24 (1982, 9 games)
24 (1951, 12 games)

**Most by Rushing**
25 (2016, 16 games)
24 (1979, 16 games)
(1955, 12 games)
23 (1956, 12 games)

**Most by Passing**
36 (1999, 16 games)
30 (2016, 16 games)
29 (1980, 16 games)

## KICKING

**Most Field Goals Made**
44 (2011, 16 games)
39 (2017, 16 games)
32 (2013, 16 games)
30 (1996, 16 games)
29 (2012, 16 games)
(2008, 16 games)
(2006, 16 games)
(1997, 16 games)
(1989, 16 games)

**Most PATs Made**
60 (1994, 16 games)
59 (1993, 16 games)
56 (1984, 16 games)

## RUSHING

**Most Attempts**
585 (1978, 16 games)
576 (1976, 14 games)
564 (1977, 14 games)

**Most Yards Gained**
2,544 (1998, 16 games)
2,523 (1988, 16 games)
2,498 (1954, 12 games)

**Highest Average**
5.7 (1954, 12 games)
5.2 (1998, 16 games)
5.1 (2012, 16 games)

**Most Touchdowns**
28 (1954, 12 games)
27 (1961, 14 games)
26 (1993, 16 games)
26 (1953, 12 games)

## PASSING

**Most Attempts**
644 (1995, 16 games)
607 (2017, 16 games)
602 (1979, 16 games)
597 (1980, 16 games)
583 (2000, 16 games)
583 (1990, 16 games)

**Most Completions**
432 (1995, 16 games)
366 (2000, 16 games)
363 (1980, 16 games)
362 (2017, 16 games)
361 (1979, 16 games)

**Highest Completion Pct.**
70.3 (1994, 16 games)
70.2 (1989, 16 games)
67.6 (1993, 16 games)
67.1 (1995, 16 games)
66.5 (1992, 16 games)

**Most Yds Gained (Gross)**
4,779 (1995, 16 games)
4,584 (1989, 16 games)
4,510 (1998, 16 games)
4,480 (1993, 16 games)
4,400 (2000, 16 games)

**Most Touchdowns**
44 (1987, 16 games)
41 (1998, 16 games)
37 (1994, 16 games)
35 (1965, 14 games)
35 (1989, 16 games)

**Highest Avg. Gain Per Att.**
9.49 (1989, 16 games)
8.84 (1961, 14 games)
8.55 (1993, 16 games)

## TOTAL NET YARDS

**Most Yards Gained**
6,800 (1998, 16 games)
6,435 (1993, 16 games)
6,366 (1984, 16 games)
6,268 (1989, 16 games)
6,195 (1992, 16 games)

## FIRST DOWNS

**Most First Downs**
381 (1998, 16 games)
372 (1993, 16 games)
362 (1994, 16 games)
357 (1987, 15 games)
356 (1984, 16 games)

**Most by Rushing**
141 (2002, 16 games)
141 (1988, 16 games)
138 (1984, 16 games)

**Most by Passing**
231 (1995, 16 games)
223 (1998, 16 games)
213 (1986, 16 games)

**Most by Penalty**
34 (2014, 16 games)
34 (1978, 16 games)
31 (2011, 16 games)
30 (1994, 16 games)

## FUMBLES

**Most Opp. Fumbles Recovered**
27 (1978, 16 games)
22 (1959, 12 games)
21 (1981, 16 games)
21 (1950, 12 games)

## INTERCEPTIONS

**Most Thrown**
36 (1978, 16 games)
29 (1958, 12 games)
28 (1974, 14 games)
28 (1955, 12 games)

**Most Intercepted**
39 (1986, 16 games)
33 (1951, 12 games)
27 (1981, 16 games)

## PENALTIES

**Most Penalties**
134 (2000, 16 games)
133 (1998, 16 games)
123 (2017, 16 games)

**Most Yards Penalized**
1,156 (1998, 16 games)
1,135 (2000, 16 games)
1,045 (1999, 16 games)

## QUARTERBACK SACKS

**Most Sacks Recorded**
61 (1976, 14 games)
60 (1985, 16 games)
57 (1983, 16 games)
54 (1997, 16 games)

**Most Sacks Allowed**
55 (2008, 16 games)
55 (2007, 16 games)
53 (1998, 16 games)

**Fewest Sacks Allowed**
20 (1982, 9 games)
22 (2002, 16 games)
24 (1991, 16 games)

**Best Season, Win Percentage**
.938 – 1984

**Best Season, Win Total**
Won 15, Lost 1 – 1984

**Worst Season, Win Percentage**
.125 – 1978, 1979, 2004, 2016

**Longest Winning Streak**
15 – 11/27/89 to 11/18/90

**Longest Winning Streak at Home**
19 – 12/23/96 to 10/3/99

**Longest Losing Streak at Home**
11 – 10/2/16 to 11/5/17

**Longest Winning Streak on Road**
18 – 11/27/88 to 12/30/90

**Longest Losing Streak on Road**
18 – 12/4/77 to 12/16/79

**Longest Losing Streak**
13 – 9/18/16 to 12/18/16

**Most Consecutive Wins to Start Season**
10 – 1990

**Most Consecutive Wins to End Season**
9 – 1984

**Most Consecutive Losses to Start Season**
9 – 2017

**Most Consecutive Losses to End Season**
5 – 1963

**Total Shutouts by 49ers**
30 – Last vs. LA (9/12/16)

**Most Shutouts in a Season**
3 – 2001

**Most Consecutive Games Scored Points**
420 – 10/16/77 to 9/19/04

**Largest Comeback Victory**
38–35 (OT) victory vs. New Orleans at Candlestick Park, December 7, 1980 (came back from 35–7 deficit in 2nd qtr.)

# 49ERS SINGLE-GAME TEAM RECORDS

## SCORING

**Most Points Scored**
56 vs. Atl. (10/18/92)
55 at Det. (12/19/93)
52 vs. Chi. (12/23/91)
52 vs. Chi. (12/19/65)
51 vs. Min. (12/8/84)

**Most Points Allowed**
61 at Chi. (12/12/65)
59 at Dal. (10/12/80)
56 vs. LAN (11/9/58)

**Most Points by Both Teams**
83 49ers 41, Vikings 42 (at SF), 10/24/65
81 49ers 20, Bears 61 (at Chi.), 12/12/65
81 49ers 38, Saints 43 (at NO), 11/23/69

**Most Points Scored in 1st Quarter**
27 vs. GB (12/7/58)
21 (Several times) Last: vs. Min. (12/18/95)

**Most Points Allowed in 1st Quarter**
24 at Chi. (10/29/06)

**Most Points Scored in 2nd Quarter**
28 at Min. (9/8/83)
28 vs. LA Rams (10/28/51)
24 (Several times) Last: vs. Atl. (12/4/94)

**Most Points Allowed in 2nd Quarter**
28 at Min. (9/29/63)
27 at NYG (10/14/79)

**Most Points Scored in 1st Half**
42 vs. Atl. (10/18/92)
41 at Min. (9/8/83)
38 vs. LA Rams (10/28/51)

**Most Points Allowed in 1st Half**
41 at Chi. (10/29/06)
38 at Dal. (10/12/80)

**Most Points Scored in 3rd Quarter**
21 vs. Arz. (1/2/11)
21 at NO (9/4/88)
21 at StL (9/18/83)
21 vs. Hou. (12/13/81)
21 vs. NO (10/21/73)

**Most Points Allowed in 3rd Quarter**
24 vs. StL (10/6/74)
21 (Several times) Last: at Ten. (11/27/05)

**Most Points Scored in 4th Quarter**
28 vs. Chi. (12/22/91)
28 at Phi. (9/24/89)
28 at LA Rams (10/23/83)

**Most Points Allowed in 4th Quarter**
28 at StL (12/30/02)
24 at NE (12/16/12)
23 vs. Phi. (10/12/08)

**Most Points Scored in 2nd Half**
35 vs. Atl. (9/15/85)
31 at LA Rams (10/23/83)
30 vs. NO (10/21/73)

**Most Points Allowed in 2nd Half**
36 at NO (11/23/69)
35 at Jac. (9/12/99)

**Most Decisive Victory**
49 49ers 49 at Lions 0, 10/1/61

**Most Decisive Loss**
45 Cowboys 59 vs. 49ers 14, 10/12/80

## TOUCHDOWNS

**Most Scored**
8 vs. Atl. (10/18/92)
7 vs. Arz. (12/7/03)
7 at Det. (12/19/93)
7 vs. Chi. (12/23/91)
7 vs. LA Rams (12/27/87)
7 at Atl. (10/29/72)
7 vs. Chi. (9/19/65))
7 at Det. (10/1/61)
7 vs. GB (12/7/58)
7 vs. Dal. Texans (10/26/52)

**Most Allowed**
9 at Chi. (12/12/65)
8 at Dal. (10/12/80)
8 at LA Rams (11/9/58)

**Most Scored by Rushing**
6 at Det. (10/1/61)

**Most Allowed by Rushing**
5 at Chi. (12/12/65)
5 vs. Chi. (10/28/56)
5 vs. Cle. (10/2/55)

**Most Scored by Passing**
6 at Atl. (10/14/90)

**Most Allowed by Passing**
5 (6 times) Last: at Phi. (9/18/05)

## KICKING

**Most Field Goals Made**
6 vs. Ten. (12/17/17)
6 vs. Atl. (9/29/96)
6 at NO (10/16/83)

**Most Field Goals Allowed**
6 vs. Arz. (10/2/05), Mex. City

## NET YARDS

**Most Yards Gained**
621 vs. Buf. (10/7/12) (311 rush, 310 pass)
598 vs. Buf. (9/13/92) (159 rush, 439 pass)
597 vs. Bal. (12/13/53) (252 rush, 345 pass)
590 vs. Atl. (10/18/92) (191 rush, 399 pass)

**Most Yards Allowed**
584 at Chi. (12/12/65) (183 rush, 401 pass)
583 at Phi. (9/18/05) (140 rush, 443 pass)
577 vs. LA Rams (11/9/58) (324 rush, 253 pass)

**Fewest Yards Gained**
61 at Det. (10/6/63) (71 rush, –10 pass)
81 vs. GB (12/10/60) (71 rush, 10 pass)
88 vs. LA Rams (11/21/76) (70 rush, 18 pass)

**Fewest Yards Allowed**
44 vs. Atl. (10/23/76) (83 rush, –39 pass)
65 at Det. (10/12/52) (40 rush, 25 pass)
82 vs. NO (10/21/73) (97 rush, –15 pass)

## FIRST DOWNS

**Most First Downs**
36 vs. Ind. (10/18/98)
33 vs. Hou. (11/8/87)
32 vs. LA Rams (11/20/94)

**Most First Downs Allowed**
32 at NE (12/16/12)
32 at StL (9/17/00)

**Fewest First Downs**
3 vs. Bal. (11/22/59)
5 at Bal. (10/13/63)

**Fewest First Downs Allowed**
2 vs. NO (10/21/73)
4 at Det. (10/12/52)

**Most by Rushing**
21 vs. Det. (12/14/98)
20 at Min. (10/15/61)

**Fewest by Rushing**
0 at Min. (12/14/69)
0 at Bal. (10/13/63)

**Most Allowed by Rushing**
19 at GB (10/11/59)

**Fewest Allowed by Rushing**
0 (8 times) Last: at StL (9/26/13)

**Most by Passing**
24 at Cin. (12/5/99)
24 at Atl. (10/14/90)

**Most Allowed by Passing**
25 at NYJ (9/21/80)
23 vs. Dal. (11/10/63)

**Fewest by Passing**
1 (6 times) Last: vs. TB (10/30/05)

**Fewest Allowed by Passing**
0 vs. NO (10/21/73)
0 vs. LA Rams (10/10/71)

**Most by Penalty**
8 at NO (10/11/98)

**Most Allowed by Penalty**
8 vs. Oak. (10/8/00)

## RUSHING

**Most Attempts**
59 at Min. (12/4/77)
56 vs. Det. (10/25/63)
56 at GB (Milw.) (10/10/54)
56 vs. Bal. (10/29/50)

**Most Attempts Allowed**
62 at Chi. (11/19/50)
59 at Dal. (10/12/80)

**Fewest Attempts**
10 at GB (11/22/09)

**Most Yards Gained**
355 vs. SD (12/20/14)
328 vs. Det. (12/14/98)
324 at Min. (10/15/61)

**Most Yards Allowed**
324 at LA Rams (11/9/58)

**Fewest Yards Gained**
5 vs. Hou. (12/7/75)
12 at Min. (12/14/69)

**Fewest Yards Allowed**
7 at Arz. (10/29/12)
7 at NO (10/1/72)

# 49ERS SINGLE-GAME TEAM RECORDS

## PASSING

**Most Attempts**
63 vs. Phi. (11/25/02)
60 at Was. (12/17/86)
57 vs. Arz. (10/10/04)
57 at Atl. (10/6/85)

**Most Attempts Allowed**
65 at NE (12/16/12)
61 at GB (10/14/96)
60 at NYJ (9/21/80)
58 vs. NYJ (9/6/98)
58 at Mia. (9/28/86)
58 at Was. (12/1/85)

**Fewest Attempts**
8 vs. NO (11/27/77)
8 vs. Min. (11/29/76)
12 at Atl. (11/6/77)
12 at GB (9/12/76)
12 vs. LAN (10//28/51)

**Fewest Attempts Allowed**
4 vs. NO (10/15/78)
6 at NYG (10/16/77)
7 at NO (11/13/77)

**Most Completions**
38 vs. Arz. (10/10/04)
37 at Atl. (10/6/85)
36 at Dal. (12/8/02)
36 vs. Phi. (11/25/02)
36 vs. Chi. (12/17/00)

**Most Completions Allowed**
42 at NYJ (11/21/80)
37 vs. Atl. (12/23/13)
36 at NE (12/16/12)
35 at Arz. (11/25/07)
35 at LA Rams (10/27/85)
35 at Mia. (9/28/86)

**Fewest Completions**
1 at Chi. (11/13/05)
3 vs. Min. (11/29/76)
4 vs. Pit. (9/19/77)

**Fewest Completions Allowed**
2 vs. NO (10/15/78)
2 at NYG (10/16/77)
2 vs. LA Rams (10/10/71)

**Most Yards Gained (gross)**
488 at LA Rams (11/29/93)
476 at Atl. (10/14/90)
458 at LA Rams (12/11/89)

**Most Yards Allowed (gross)**
486 at Arz. (11/25/07)
471 vs. Was. (12/26/99)
460 vs. Dal. (11/10/63)

**Fewest Yards Gained (gross)**
28 at Chi. (11/13/05)
32 vs. Min. (11/29/76)
33 at LAN (11/4/51)
34 vs. GB (12/10/60)

**Fewest Yards Allowed (gross)**
13 vs. Chi. (9/16/62)
13 vs. LA Rams (10/10/71)
17 vs. NO (10/21/73)
31 vs. NO (10/15/78)

## PENALTIES

**Most Penalties**
22 at Buf. (10/4/98)
16 at Atl. (1/3/00)
15 at Det. (10/16/11)
15 vs. Car. (12/8/96)
15 at Was. (11/17/86)

**Most Penalties by Opponent**
17 at Atl. (11/5/78)

**Fewest Penalties**
0 (3 times) Last: at NO (1/6/02)

**Fewest Penalties by Opponent**
0 (5 times) Last: at Bal. (10/26/69)

**Most Yards Penalized**
178 at Buf. (10/4/98)
177 at LA Rams (9/18/94)
168 at StL (10/24/71)

**Most Yards Opponent Penalized**
165 at Min. (10/13/66)
136 at LA Rams (10/8/78)
135 vs. StL (11/14/10)
133 vs. Cin. (10/1/78)

**Fewest Yards Penalized**
0 (3 times) Last: at NO (1/6/02)

**Fewest Yards Opponent Penalized**
0 (5 times) Last: at Bal. (10/26/69)

## FUMBLES

**Most Committed**
10 at Det. (12/17/78)

**Most Lost**
6 at Min. (10/15/61)
6 at Cle. (11/12/50)

**Most Committed by Opponent**
8 vs. Min. (10/24/65)
8 at NYG (12/1/57)

**Most Lost by Opponent**
6 at NYG (12/1/57)

## INTERCEPTIONS

**Most Intercepted**
7 at TB (9/7/86)
6 vs. NO (9/14/97)
6 vs. NE (11/30/80)
6 at Chi. (10/17/54)
6 vs. LA Rams (10/28/51)

**Most Thrown**
7 at LA Rams (10/18/64)
6 vs. Bal. (12/5/59)
6 at Det. (11/4/73)

**Most Interception Yards**
171 vs. StL (11/26/95)
163 at GB (10/26/86)

**Most Interception Yards By Opponent**
314 at LA Rams (10/18/64)
147 vs. Was. (12/18/04)

## TURNOVERS

**Most Forced by Defense**
9 at Oak. (12/20/70), 4 FRs, 5 INTs
8 vs. NO (9/14/97), 2 FRs, 6 INTs
8 vs. Cin. (10/1/78), 3 FRs, 5 INTs
8 at Chi. (10/17/54), 2 FRs, 6 INTs

**Most Committed**
10 at Dal. (10/12/80), 5 FRs, 5 INTs
9 at Cle. (11/12/50), 6 FRs, 3 INTs

## PUNTS

**Most Punts**
11 vs. LA Rams (11/21/76)
11 at Chi. (10/17/54)

**Most Punts by Opponent**
12 vs. Det. (10/23/77)
12 vs. LA Rams (11/21/76)

**Fewest Punts**
0 (7 times) Last at Det. (12/19/93)

**Fewest Punts by Opponent**
0 (2 times) Last: at NO (10/20/02)

## PUNT RETURNS

**Most Punt Returns**
9 vs. NO (10/17/76)
9 at Atl. (10/29/72)
8 (6 times) Last: vs. StL (11/21/82)

**Most Punt Returns by Opponent**
9 at Det. (10/6/63)
9 vs. Atl. (10/9/77)

**Most Punt Return Yards**
146 vs. Phi. (9/27/59)
141 vs. NO (10/17/76)
137 vs. LAN (1/2/83)

**Most Punt Return Yards by Opponent**
231 at Det. (10/6/63)
166 vs. LA Rams (10/25/81)

## KICKOFF RETURNS

**Most Kickoff Returns**
10 vs. SD (10/15/06)
9 (6 times): Last vs. Phi. (10/12/08)

**Most Kickoff Returns by Opponent**
10 vs. Atl. (9/29/96)
9 (6 times) Last vs. Chi. (9/7/03)

**Most Kickoff Return Yards**
256 at Det. (11/14/54)
248 at Det. (9/23/62)

**Most Kickoff Return Yards by Opponent**
260 at Dal. (11/11/65)
233 vs. NO (9/21/86)

## SACKS

**Most Sacks Made**
10 vs. NYG (11/23/80)
10 at LA Rams (10/11/76)
10 vs. LA Rams (12/6/64)

**Most Sacks Allowed**
9 at Cle. (12/13/15)
9 at Bal. (11/24/11)
9 at GB (11/1/98)
9 vs. LA Rams (12/18/88)

# ALL-TIME TEAM HIGHS AND LOWS

| 49ERS HIGHS | | | CATEGORY | 49ERS LOWS | | |
|---|---|---|---|---|---|---|
| 56 | vs. Atl. | 10/18/92 | POINTS | 0 | (13 times) last vs. TB | 11/21/10 |
| 8 | vs. Atl. | 10/18/92 | TOUCHDOWNS | 0 | last at Chi. | 12/3/17 |
| 6 | at Det. | 10/1/61 | RUSHING TOUCHDOWNS | 0 | last vs. Ten. | 12/17/17 |
| 6 | at Atl. | 10/14/90 | PASSING TOUCHDOWNS | 0 | last at Chi. | 12/3/17 |
| 6 | last vs. Ten. | 12/17/17 | FIELD GOALS ATTEMPTED | 0 | last vs. Sea. | 1/1/17 |
| 6 | last vs. Ten. | 12/17/17 | FIELD GOALS MADE | 0 | last vs. Sea. | 1/1/17 |
| 36 | vs. Ind. | 10/18/98 | TOTAL FIRST DOWNS | 3 | vs. Bal. | 11/22/59 |
| 21 | vs. Det. | 12/14/98 | RUSHING FIRST DOWNS | 0 | last at Min. | 12/14/69 |
| 24 | (2 times) last at Cin. | 12/5/99 | PASSING FIRST DOWNS | 1 | (6 times) last vs. TB | 10/30/05 |
| 621 | vs. Buf. | 10/7/12 | TOTAL NET YARDS | 61 | at Det. | 10/6/63 |
| 59 | at Min. | 12/4/77 | RUSHING ATTEMPTS | 10 | at GB | 11/22/09 |
| 355 | vs. SD | 12/20/14 | NET RUSHING YARDS | 5 | vs. Hou. | 12/7/75 |
| 475 | at LA Rams | 11/29/93 | NET YARDS PASSING | –10 | at Det. | 10/6/63 |
| 9 | (4 times) last at Cle. | 12/13/15 | QB SACKS ALLOWED | 0 | last at LAR | 12/31/17 |
| 488 | at LA Rams | 11/29/93 | GROSS YARDS PASSING | 28 | at Chi. | 11/13/05 |
| 63 | vs. Phi. | 11/25/02 | PASS ATTEMPTS | 8 | (2 times) last vs. NO | 11/27/77 |
| 38 | vs. Arz. | 10/10/04 | PASS COMPLETIONS | 1 | at Chi. | 11/13/05 |
| 7 | at LA Rams | 10/18/64 | INTERCEPTIONS THROWN | 0 | last vs. Ten. | 12/17/17 |
| 9 | at Oak. | 12/20/70 | TOTAL TAKEAWAYS | 0 | last at Chi. | 12/3/17 |
| 10 | at Det. | 12/17/78 | FUMBLES BY | 0 | last vs. Jax. | 12/24/17 |
| 6 | at Min. | 10/15/61 | FUMBLES LOST | 0 | last vs. Jax. | 12/24/17 |
| 11 | (2 times) last vs. LAN | 11/21/76 | PUNTS | 0 | (7 times) last at Det. | 12/19/93 |
| 61.0 | at Cle. | 9/13/93 | PUNTING AVERAGE | 0 | (7 times) last at Det. | 12/19/93 |
| 22 | at Buf. | 10/4/98 | PENALTIES | 0 | (3 times) last at NO | 1/6/02 |
| 178 | at Buf. | 10/4/98 | YARDS PENALIZED | 0 | (3 times) last at NO | 1/6/02 |

| OPPONENT'S HIGHS | | | CATEGORY | OPPONENT'S LOWS | | |
|---|---|---|---|---|---|---|
| 61 | at Chi. | 12/12/65 | POINTS | 0 | (30 times) last vs. LA | 9/12/16 |
| 9 | at Chi. | 12/12/65 | TOUCHDOWNS | 0 | (92 times) last vs. LA | 9/12/16 |
| 5 | (3 times) last at Chi. | 12/12/65 | RUSHING TOUCHDOWNS | 0 | last vs. Ten. | 12/17/17 |
| 5 | (6 times) last at Phi. | 9/18/05 | PASSING TOUCHDOWNS | 0 | last at LAR | 12/31/17 |
| 7 | vs. NO | 10/25/87 | FIELD GOALS ATTEMPTED | 0 | last at Chi. | 12/3/17 |
| 6 | at Arz. | 10/2/05 | FIELD GOALS MADE | 0 | last at Chi. | 12/3/17 |
| 32 | at StL | 9/17/00 | TOTAL FIRST DOWNS | 2 | vs. NO | 10/21/73 |
| 19 | at GB | 10/11/59 | RUSHING FIRST DOWNS | 0 | (8 times) last at StL | 9/26/13 |
| 25 | at NYJ | 9/21/80 | PASSING FIRST DOWNS | 0 | (2 times) last vs. NO | 10/21/73 |
| 584 | at Chi. | 12/12/65 | TOTAL NET YARDS | 44 | vs. Atl. | 10/23/76 |
| 62 | vs. Chi. | 9/24/50 | RUSHING ATTEMPTS | 8 | vs. StL | 11/2/03 |
| 324 | at LA Rams | 11/9/58 | NET RUSHING YARDS | 7 | (2 times) last at Arz. | 10/29/12 |
| 456 | at Arz. | 11/25/07 | NET YARDS PASSING | –39 | vs. Atl. | 10/23/76 |
| 10 | (3 times) last vs. NYG | 11/23/80 | QB SACKS ALLOWED | 0 | last vs. Sea. | 11/26/17 |
| 486 | at Arz. | 11/25/07 | GROSS YARDS PASSING | 13 | (2 times) last vs. LAN | 10/10/71 |
| 65 | at NE | 12/16/12 | PASS ATTEMPTS | 4 | vs. NO | 10/15/78 |
| 42 | vs. NYJ | 9/21/80 | PASS COMPLETIONS | 2 | (3x) vs. NO | 10/15/78 |
| 7 | at TB | 9/7/86 | INTERCEPTIONS THROWN | 0 | last at LAR | 12/31/17 |
| 10 | at Dal. | 10/12/80 | TOTAL TAKEAWAYS | 0 | last vs. Ten. | 12/17/17 |
| 8 | (2 times) last vs. Min. | 10/24/65 | FUMBLES BY | 0 | last at Chi. | 12/3/17 |
| 6 | at NYG | 12/1/57 | FUMBLES LOST | 0 | last vs. Jax. | 12/24/17 |
| 12 | (2 times) last vs. Det. | 10/23/77 | PUNTS | 0 | (2 times) last at NO | 10/20/02 |
| 62.0 | at GB | 10/21/62 | PUNTING AVERAGE | 21.0 | at Bal. | 10/1/67 |
| 17 | at Atl. | 11/5/78 | PENALTIES | 0 | (5 times) last at Bal. | 10/26/69 |
| 165 | at Min. | 10/13/66 | YARDS PENALIZED | 0 | (5 times) last at Bal. | 10/26/69 |

# 49ERS POSTSEASON HISTORY

**Overall Playoff Record:** 31–21 **Home:** 21–9 **Away:** 5–11 **Neutral Site:** 5–1

**Super Bowl Championships:** (5) 1981, 1984, 1988, 1989, 1994

| Date | Game | Winner | Loser | Score | Site | Head Coach |
|---|---|---|---|---|---|---|
| **1949 Season** | | | | | | |
| Dec. 4, 1949 | First Round | 49ers | N.Y. Yanks | 17–7 | Kezar Stadium | Lawrence T. Shaw |
| Dec. 11, 1949 | AAFC Championship | Cleveland | 49ers | 21–7 | Cleveland Municipal Stadium | Lawrence T. Shaw |
| **1957 Season** | | | | | | |
| Dec. 22, 1957 | Playoff Game | Detroit | 49ers | 31–27 | Kezar Stadium | Frankie Albert |
| **1970 Season** | | | | | | |
| Dec. 27, 1970 | NFC Divisional | 49ers | Minnesota | 17–14 | Metropolitan Stadium | Dick Nolan |
| Jan. 3, 1971 | NFC Championship | Dallas | 49ers | 17–10 | Kezar Stadium | Dick Nolan |
| **1971 Season** | | | | | | |
| Dec. 26, 1971 | NFC Divisional | 49ers | Washington | 24–20 | Candlestick Park | Dick Nolan |
| Jan. 2, 1972 | NFC Championship | Dallas | 49ers | 14–3 | Texas Stadium | Dick Nolan |
| **1972 Season** | | | | | | |
| Dec. 23, 1972 | NFC Divisional | Dallas | 49ers | 30–28 | Candlestick Park | Dick Nolan |
| **1981 Season** | | | | | | |
| Jan. 3, 1982 | NFC Divisional | 49ers | N.Y. Giants | 38–24 | Candlestick Park | Bill Walsh |
| Jan. 10, 1982 | NFC Championship | 49ers | Dallas | 28–27 | Candlestick Park | Bill Walsh |
| Jan. 24, 1982 | Super Bowl XVI | 49ers | Cincinnati | 26–21 | Pontiac Silverdome | Bill Walsh |
| **1983 Season** | | | | | | |
| Dec. 31, 1983 | NFC Divisional | 49ers | Detroit | 24–23 | Candlestick Park | Bill Walsh |
| Jan. 8, 1984 | NFC Championship | Washington | 49ers | 24–21 | RFK Stadium | Bill Walsh |
| **1984 Season** | | | | | | |
| Dec. 29, 1984 | NFC Divisional | 49ers | N.Y. Giants | 21–10 | Candlestick Park | Bill Walsh |
| Jan. 6, 1985 | NFC Championship | 49ers | Chicago | 23–0 | Candlestick Park | Bill Walsh |
| Jan. 20, 1985 | Super Bowl XIX | 49ers | Miami | 38–16 | Stanford Stadium | Bill Walsh |
| **1985 Season** | | | | | | |
| Dec. 29, 1985 | NFC Wild Card | N.Y. Giants | 49ers | 17–3 | Giants Stadium | Bill Walsh |
| **1986 Season** | | | | | | |
| Jan. 4, 1987 | NFC Divisional | N.Y. Giants | 49ers | 49–3 | Giants Stadium | Bill Walsh |
| **1987 Season** | | | | | | |
| Jan. 9, 1988 | NFC Divisional | Minnesota | 49ers | 36–24 | Candlestick Park | Bill Walsh |
| **1988 Season** | | | | | | |
| Jan. 1, 1989 | NFC Divisional | 49ers | Minnesota | 34–9 | Candlestick Park | Bill Walsh |
| Jan. 8, 1989 | NFC Championship | 49ers | Chicago | 28–3 | Soldier Field | Bill Walsh |
| Jan. 22, 1989 | Super Bowl XXIII | 49ers | Cincinnati | 20–16 | Joe Robbie Stadium | Bill Walsh |
| **1989 Season** | | | | | | |
| Jan. 6, 1990 | NFC Divisional | 49ers | Minnesota | 41–13 | Candlestick Park | George Seifert |
| Jan. 14, 1990 | NFC Championship | 49ers | L.A. Rams | 30–3 | Candlestick Park | George Seifert |
| Jan. 28, 1990 | Super Bowl XXIV | 49ers | Denver | 55–10 | LA Superdome | George Seifert |
| **1990 Season** | | | | | | |
| Jan. 12, 1991 | NFC Divisional | 49ers | Washington | 28–10 | Candlestick Park | George Seifert |
| Jan. 20, 1991 | NFC Championship | N.Y. Giants | 49ers | 15–13 | Candlestick Park | George Seifert |
| **1992 Season** | | | | | | |
| Jan. 9, 1993 | NFC Divisional | 49ers | Washington | 20–13 | Candlestick Park | George Seifert |
| Jan. 17, 1993 | NFC Championship | Dallas | 49ers | 30–20 | Candlestick Park | George Seifert |
| **1993 Season** | | | | | | |
| Jan. 15, 1994 | NFC Divisional | 49ers | N.Y. Giants | 44–3 | Candlestick Park | George Seifert |
| Jan. 23, 1994 | NFC Championship | Dallas | 49ers | 38–21 | Texas Stadium | George Seifert |
| **1994 Season** | | | | | | |
| Jan. 7, 1995 | NFC Divisional | 49ers | Chicago | 44–15 | Candlestick Park | George Seifert |
| Jan. 15, 1995 | NFC Championship | 49ers | Dallas | 38–28 | Candlestick Park | George Seifert |
| Jan. 29, 1995 | Super Bowl XXIX | 49ers | San Diego | 49–26 | Joe Robbie Stadium | George Seifert |
| **1995 Season** | | | | | | |
| Jan. 6, 1996 | NFC Divisional | Green Bay | 49ers | 27–17 | 3Com Park | George Seifert |
| **1996 Season** | | | | | | |
| Dec. 29, 1996 | NFC Wild Card | 49ers | Philadelphia | 14–0 | 3Com Park | George Seifert |
| Jan. 4, 1997 | NFC Divisional | Green Bay | 49ers | 35–14 | Lambeau Field | George Seifert |

# 49ERS POSTSEASON HISTORY (CONT.)

| Date | Game | Winner | Loser | Score | Site | Head Coach |
|---|---|---|---|---|---|---|
| **1997 Season** | | | | | | |
| Jan. 3, 1998 | NFC Divisional | 49ers | Minnesota | 38–22 | 3Com Park | Steve Mariucci |
| Jan. 11, 1998 | NFC Championship | Green Bay | 49ers | 23–10 | 3Com Park | Steve Mariucci |
| **1998 Season** | | | | | | |
| Jan. 3, 1999 | NFC Wild Card | 49ers | Green Bay | 30–27 | 3Com Park | Steve Mariucci |
| Jan. 9, 1999 | NFC Divisional | Atlanta | 49ers | 20–18 | Georgia Dome | Steve Mariucci |
| **2001 Season** | | | | | | |
| Jan. 13, 2002 | NFC Wild Card | Green Bay | 49ers | 25–15 | Lambeau Field | Steve Mariucci |
| **2002 Season** | | | | | | |
| Jan. 5, 2003 | NFC Wild Card | 49ers | N.Y. Giants | 39–38 | 3Com Park | Steve Mariucci |
| Jan. 12, 2003 | NFC Divisional | Tampa Bay | 49ers | 31–6 | Raymond James Stadium | Steve Mariucci |
| **2011 Season** | | | | | | |
| Jan. 14, 2012 | NFC Divisional | 49ers | New Orleans | 36–32 | Candlestick Park | Jim Harbaugh |
| Jan. 22, 2012 | NFC Championship | N.Y. Giants | 49ers | 20–17 (OT) | Candlestick Park | Jim Harbaugh |
| **2012 Season** | | | | | | |
| Jan. 12, 2013 | NFC Divisional | 49ers | Green Bay | 45–31 | Candlestick Park | Jim Harbaugh |
| Jan. 20, 2013 | NFC Championship | 49ers | Atlanta | 28–24 | Georgia Dome | Jim Harbaugh |
| Feb. 3, 2013 | Super Bowl XLVII | Baltimore | 49ers | 34–31 | Mercedes–Benz Superdome | Jim Harbaugh |
| **2013 Season** | | | | | | |
| Jan. 5, 2014 | NFC Wild Card | 49ers | Green Bay | 23–20 | Lambeau Field | Jim Harbaugh |
| Jan. 12, 2014 | NFC Divisional | 49ers | Carolina | 23–10 | Bank of America Stadium | Jim Harbaugh |
| Jan. 19, 2014 | NFC Championship | Seattle | 49ers | 23–17 | CenturyLink Field | Jim Harbaugh |

# 49ERS PLAYOFF RECORD VS. OPPONENT

| | | | | | | | | |
|---|---|---|---|---|---|---|---|---|
| Chicago | 3–0 | 1.000 | Philadelphia | 1–0 | 1.000 | Detroit | 1–1 | .500 |
| Cincinnati | 2–0 | 1.000 | San Diego | 1–0 | 1.000 | Green Bay | 3–4 | .429 |
| Carolina | 1–0 | 1.000 | New Orleans | 1–0 | 1.000 | Dallas | 2–5 | .400 |
| Denver | 1–0 | 1.000 | Minnesota | 4–1 | .800 | Baltimore | 0–1 | .000 |
| L.A. Rams | 1–0 | 1.000 | Washington | 3–1 | .750 | Cleveland | 0–1 | .000 |
| Miami | 1–0 | 1.000 | Atlanta | 1–1 | .500 | Seattle | 0–1 | .000 |
| N.Y. Yanks | 1–0 | 1.000 | N.Y. Giants | 4–4 | .500 | Tampa Bay | 0–1 | .000 |

# THE 49ERS PLAYOFF RECORD WHEN...

| | | | |
|---|---|---|---|
| 22–1 | Winning the turnover battle | 10–3 | Rushing for 150 yards–or–more |
| 4–19 | Losing the turnover battle | 2–12 | Rushing for less than 100 yards |
| 3–0 | Tying the turnover battle | 22–2 | Rushing 30 times–or–more |
| 7–0 | Committing no turnovers | 9–2 | Opponents pass for 300 yards–or–more |
| 24–4 | Leading at halftime | 15–11 | Opponents pass for 250 yards–or–less |
| 5–12 | Trailing at halftime | 9–17 | Opponents rush for 100 yards–or–more |
| 1–3 | Tied at halftime | 20–3 | Opponents rush for less than 100 yards |
| 27–5 | Leading after three quarters | 6–15 | Opponents rush 30 times–or–more |
| 3–15 | Trailing after three quarters | 26–13 | Playing on grass |
| 18–6 | Scoring first | 4–7 | Playing on turf |
| 28–8 | Scoring 20–or–more points | 21–10 | Playing at home |
| 17–2 | Holding opponents under 17 points | 5–10 | Playing on the road |
| 8–4 | Passing for 300 yards–or–more | 12–8 | Decided by touchdown–or–less |
| 19–11 | Passing for 250 yards–or–less | 0–1 | Game goes into overtime |
| 27–7 | Rushing for 100 yards–or–more | | |

# 49ERS INDIVIDUAL PLAYOFF RECORDS - SERVICE & SCORING

## SERVICE

| | Player | Games | Starts |
|---|---|---|---|
| 1. | Jerry Rice (WR) | 23 | 23 |
| 2. | Jesse Sapolu (C/G) | 22 | 19 |
| 4. | Brent Jones (TE) | 21 | 19 |
| 5. | Steve Young (QB) | 20 | 14 |
| 6. | Harris Barton (T) | 19 | 19 |
| | Ronnie Lott (S) | 19 | 19 |
| | Joe Montana (QB) | 19 | 19 |

## MOST TOUCHDOWNS, Career

| | Player | Games | TDs |
|---|---|---|---|
| 1. | Jerry Rice (WR) | 23 | 19 |
| 2. | Ricky Watters (RB) | 7 | 10 |
| 3. | Roger Craig (RB) | 16 | 9 |

## MOST TOUCHDOWNS, Game (Non–QB)

| | Player | Game | TDs |
|---|---|---|---|
| 1. | Ricky Watters (RB) | vs. NYG (1/15/94), NFC–D | 5 |
| 2. | Roger Craig (RB) | Mia. (1/20/85), SB | 3 |
| | William Floyd (FB) | Chi. (1/7/95), NFC–D | 3 |
| | Jerry Rice (WR) | Min. (1/1/89), NFC–D | 3 |
| | Jerry Rice (WR) | SD (1/29/95), SB | 3 |
| | Jerry Rice (WR) | Den. (1/28/90), SB | 3 |
| | Larry Schreiber (RB) | Dal. (12/23/72), NFC–D | 3 |
| | Ricky Watters (RB) | SD (1/29/95), SB | 3 |

## MOST POINTS, Career

| | Player | Years | Gms | TDs | Rsh | Rec | Ret | 2–pt | PAT | FG | Pts |
|---|---|---|---|---|---|---|---|---|---|---|---|
| 1. | Jerry Rice (WR) | 1985–2000 | 23 | 19 | 0 | 19 | 0 | 0 | 0/0 | 0/0 | 114 |
| 2. | Mike Cofer (K) | 1988–93 | 12 | 0 | 0 | 0 | 0 | 0 | 42/46 | 12/19 | 78 |
| 3. | Ray Wersching (K) | 1977–87 | 11 | 0 | 0 | 0 | 0 | 0 | 30/30 | 13/22 | 69 |
| 4. | Ricky Watters (RB) | 1991–94 | 7 | 10 | 7 | 3 | 0 | 0 | 0/0 | 0/0 | 60 |
| 5. | Roger Craig (RB) | 1983–90 | 15 | 9 | 7 | 2 | 0 | 0 | 0/0 | 0/0 | 54 |

## MOST POINTS, Game

| | Player | Game | Points |
|---|---|---|---|
| 1. | Ricky Watters (RB) | vs. NYG (1/15/94), NFC–D – 5 TDs | 30 |
| 2. | Jerry Rice (WR) | vs. SD (1/29/95), SB – 3 TDs | 18 |
| | Ricky Watters (RB) | vs. SD (1/29/95), SB – 3 TDs | 18 |
| | William Floyd (FB) | vs. Chi. (1/7/95), NFC–D – 3 TDs | 18 |
| | Jerry Rice (WR) | vs. Den. (1/28/90), SB – 3 TDs | 18 |
| | Jerry Rice (WR) | vs. Min. (1/1/89), NFC–D – 3 TDs | 18 |
| | Roger Craig (RB) | vs. Mia. (1/20/85), SB – 3 TDs | 18 |
| | Larry Schreiber (RB) | vs. Dal. (12/23/72), NFC–D – 3 TDs | 18 |

## MOST PATs, Career

| | Player | PATs |
|---|---|---|
| 1. | Mike Cofer (12 games) | 42 |
| 2. | Ray Wersching (11 games) | 30 |
| 3. | David Akers (5 games) | 17 |
| | Doug Brien (3 games) | 17 |

## MOST PATs, Game

| | Player | PATs |
|---|---|---|
| 1. | Doug Brien | 7 |
| | *vs. SD (1/29/95), SB* | |
| | Mike Cofer | 7 |
| | *vs. Den. (1/28/90), SB* | |
| 3. | David Akers | 6 |
| | *vs. GB (1/12/13), NFC–D* | |

## MOST FGs Made, Career

| | Player | FGM |
|---|---|---|
| 1. | Ray Wersching (11 games) | 13 |
| 2. | Mike Cofer (12 games) | 12 |
| 3. | David Akers (5 games) | 8 |

## MOST FGs Made, Game

| | Player | FGM |
|---|---|---|
| 1. | Ray Wersching (11 games) | 4 |
| | *vs. Cin. (1/24/82), SB* | |
| 2. | Phil Dawson and 4 players | 3 |
| | *Last at Car. (1/12/14), NFC–D* | |

## MOST FGs Attempted, Career

| | Player | FGA |
|---|---|---|
| 1. | Ray Wersching (11 games) | 20 |
| 2. | Mike Cofer (12 games) | 19 |
| 3. | David Akers (5 games) | 9 |

## MOST FGs Attempted, Game

| | Player | FGA |
|---|---|---|
| 1. | Mike Cofer | 4 |
| | *vs. LA Rams (1/14/90), NFC–CG* | |
| | *vs. Cin. (1/22/89), SB* | |
| | Ray Wersching | 4 |
| | *at Cin. (1/24/82), SB* | |
| 2. | Phil Dawson and 4 players | 3 |
| | *Last at Car. (1/12/14), NFC–D* | |

## LONGEST FIELD GOAL MADE

| | Player | YDS |
|---|---|---|
| 1. | Phil Dawson | 49 |
| | *at Car. (1/12/14), NFC–D* | |
| 2. | Wade Richey | 48 |
| | *vs. GB (1/3/99), NFC–WC* | |
| 3. | Mike Cofer | 47 |
| | *vs. NYG (1/20/91), NFC–CG* | |

# 49ERS INDIVIDUAL PLAYOFF RECORDS - PASSING

## MOST PASSING YARDS, Career

| | Player | Playoff Seasons | Gms | Att | Cmp | Pct | Yds | TD | INT | Lg | QB Rat | INT Pct. |
|---|---|---|---|---|---|---|---|---|---|---|---|---|
| 1. | Joe Montana | 1981–90 (9) | 19 | 593 | 375 | 63.2 | 4,758 | 39 | 17 | 44 | 98.2 | 2.9 |
| 2. | Steve Young | 1987–98 (11) | 20 | 471 | 292 | 62.0 | 3,326 | 20 | 13 | 51t | 85.8 | 2.8 |
| 3. | Colin Kaepernick | 2011–16 (6) | 6 | 162 | 94 | 58.0 | 1,374 | 7 | 5 | 45 | 87.3 | 3.1 |
| 4. | John Brodie | 1970–72 (3) | 5 | 143 | 71 | 49.7 | 973 | 4 | 7 | – | 60.7 | 4.9 |
| 5. | Jeff Garcia | 2001–02 (2) | 3 | 117 | 71 | 60.7 | 757 | 4 | 5 | 76t | 73.2 | 4.3 |

## MOST PASSING YARDS, Game

| | Player | Game | Att | Cmp | Pct | Yds | TD | INT | Lg | QB Rat |
|---|---|---|---|---|---|---|---|---|---|---|
| 1. | Joe Montana | vs. Cin. (1/22/89), SB | 36 | 23 | 63.9 | 357 | 2 | 0 | 44 | 115.2 |
| 2. | Joe Montana | at Was. (1/8/84), NFC–CG | 48 | 27 | 56.3 | 347 | 3 | 1 | – | 91.2 |
| 3. | Jeff Garcia | vs. NYG (1/5/03), NFC–WC | 44 | 27 | 61.4 | 331 | 3 | 1 | 76t | 97.8 |
| | Joe Montana | vs. Mia. (1/20/85), SB | 35 | 24 | 68.6 | 331 | 3 | 0 | 40 | 127.2 |
| 5. | Steve Young | vs. GB (1/6/96), NFC–D | 65 | 32 | 49.2 | 328 | 0 | 2 | 32 | 51.3 |

## LONGEST PASS PLAY

| | Player | Lg | Date |
|---|---|---|---|
| 1. | John Brodie to Gene Washington | 78t | vs. Was. (12/26/71), NFC–D |
| 2. | Jeff Garcia to Terrell Owens | 76t | vs. NYG (1/5/03), NFC–WC |
| | Joe Montana to Freddie Solomon | 76t | at Was. (1/8/84), NFC–CG |
| 4. | Alex Smith to Vernon Davis (TE) | 73t | vs. NYG (1/22/12), NFC–CG |
| 5. | Joe Montana to Jerry Rice | 72t | vs. Min. (1/6/90), NFC–D |
| 6. | Joe Montana to John Taylor | 61t | vs. NYG (1/20/91), NFC–CG |
| 7. | Joe Montana to Jerry Rice | 61t | at Chi. (1/8/84), NFC–CG |

## MOST TD PASSES, Career

| | Player | TD |
|---|---|---|
| 1. | Joe Montana (19 games) | 39 |
| 2. | Steve Young (20 games) | 20 |
| 3. | Colin Kaepernick (6 games) | 7 |
| 4. | Alex Smith (2 games) | 5 |
| 5. | 2 Players | 4 |

## MOST TD PASSES, Game

| | Player | TD |
|---|---|---|
| 1. | Steve Young<br>*vs. SD (1/29/95), SB* | 6 |
| 2. | Joe Montana<br>*vs. Den. (1/28/90), SB* | 5 |
| 3. | Joe Montana<br>*vs. Min. (1/6/90), NFC–D* | 4 |

## HIGHEST COMPLETION PERCENTAGE, Game

| | Player | Pct |
|---|---|---|
| 1. | Joe Montana<br>*vs. LA Rams (1/14/90), NFC–CG* | 86.7 |
| 2. | Steve Young<br>*vs. NYG (1/15/94), NFC–D* | 77.3 |
| 3. | Colin Kaepernick<br>at Atl. (1/20/13), NFC–CG | 76.2 |
| 4. | Joe Montana<br>*vs. Den. (1/28/90), SB* | 75.9 |
| 5. | Steve Young<br>*vs. Chi. (1/7/95), NFC–D* | 72.7 |

*(min. 30 attempts)*

## HIGHEST COMPLETION PERCENTAGE, Career

| | Player | Pct |
|---|---|---|
| 1. | Joe Montana (19 games) | 63.2 |
| 2. | Steve Young (20 games) | 62.0 |
| 3. | Jeff Garcia (3 games) | 60.7 |
| 4. | Y.A. Tittle (1 game) | 58.1 |
| 5. | Colin Kaepernick (6 games) | 58.0 |

*(min. 30 attempts)*

**NFC–WC:** NFC Wild Card; **NFC–D:** NFC Divisional Playoff; **NFC–CG:** NFC Championship; **NFLP** – NFL Playoff Game; **SB:** Super Bowl
***** denotes NFL playoff record

## HIGHEST QB RATING, Career

| | Player | Rating |
|---|---|---|
| 1. | Alex Smith | 101.0 |
| 2. | Joe Montana | 98.2 |
| 3. | Colin Kaepernick | 87.3 |
| 4. | Steve Young | 85.8 |
| 5. | Y.A. Tittle | 76.5 |

*(min. 30 attempts)*

## HIGHEST QB RATING, Game

| | Player | Rating |
|---|---|---|
| 1. | Joe Montana<br>*vs. Den. (1/28/90), SB* | 147.6 |
| 2. | Joe Montana<br>*vs. Min. (1/6/90), NFC–D* | 142.5 |
| 3. | Joe Montana<br>*at Chi. (1/8/89), NFC–CG* | 136.0 |
| 4. | Steve Young<br>*vs. SD (1/29/95), SB* | 134.8 |
| 5. | Colin Kaepernick<br>*at Atl. (1/20/13), NFC–CG* | 127.7 |

*(min. 30 attempts)*

## MOST ATTEMPTS, Career

| | Player | Att |
|---|---|---|
| 1. | Joe Montana (19 games) | 593 |
| 2. | Steve Young (20 games) | 471 |
| 3. | Colin Kaepernick (6 games) | 162 |

## MOST ATTEMPTS, Game

| | Player | Att |
|---|---|---|
| 1. | Steve Young<br>*vs. GB (1/6/96), NFC–D* | *65 |
| 2. | Joe Montana<br>*at Was. (1/8/84), NFC–CG* | 48 |
| 3. | Joe Montana<br>*at NYG (12/29/85), NFC–WC* | 47 |

## MOST COMPLETIONS, Career

| | Player | Comp |
|---|---|---|
| 1. | Joe Montana (19 games) | 375 |
| 2. | Steve Young (20 games) | 292 |
| 3. | Colin Kaepernick (6 games) | 94 |
| 4. | John Brodie (5 games) | 71 |
| | Jeff Garcia (3 games) | 71 |

## MOST COMPLETIONS, Game

| | Player | Comp |
|---|---|---|
| 1. | Steve Young<br>*vs. GB (1/6/96), NFC–D* | 32 |
| 2. | Jeff Garcia<br>*vs. NYG (1/5/03), NFC–WC* | 27 |
| | Steve Young<br>*at Dal. (1/23/94), NFC–CG* | 27 |
| | Joe Montana<br>*at Was. (1/8/84), NFC–CG* | 27 |

## LOWEST INT PERCENTAGE, Career

| | Player | Pct |
|---|---|---|
| 1. | Alex Smith | 0.0 |
| 2. | Steve Young | 2.8 |
| 3. | Joe Montana | 2.9 |
| 4. | Colin Kaepernick | 3.1 |
| 5. | Jeff Garcia | 4.3 |

*(min. 30 attempts)*

# 49ERS INDIVIDUAL PLAYOFF RECORDS - RUSHING

## MOST ATTEMPTS, Career

| | Player | Games | Atts |
|---|---|---|---|
| 1. | Roger Craig | 16 | 202 |
| 2. | Frank Gore | 8 | 140 |
| 3. | Ricky Watters | 7 | 105 |
| 4. | Steve Young (QB) | 22 | 96 |
| 5. | Wendell Tyler | 6 | 72 |

## MOST ATTEMPTS, Game

| | Player | Game | Atts |
|---|---|---|---|
| 1. | Ken Willard | at Min. (12/27/70), NFC–D | 27 |
| 2. | Larry Schreiber | vs. Dal. (12/23/72), NFC–D | 26 |
| 3. | Terry Kirby | vs. Min. (1/3/98), NFC–D | 25 |
| 4. | Ricky Watters | vs. NYG (1/15/94), NFC–D | 24 |
| | Roger Craig | vs. LA Rams (1/14/90), NFC–CG | 24 |

## MOST YARDS GAINED, Career

| | Player | Games | Atts | Avg | Yds |
|---|---|---|---|---|---|
| 1. | Roger Craig | 16 | 202 | 4.0 | 817 |
| 2. | Frank Gore | 8 | 140 | 4.6 | 646 |
| 3. | Steve Young (QB) | 20 | 96 | 6.2 | 594 |
| 4. | Colin Kaepernick (QB) | 6 | 51 | 9.9 | 507 |
| 5. | Ricky Watters | 7 | 105 | 4.6 | 481 |

## MOST YARDS GAINED, Game

| | Player | Game | Yds |
|---|---|---|---|
| 1. | Colin Kaepernick (QB) | vs. GB (1/12/13), NFC–D | 181 |
| 2. | Roger Craig | vs. Min. (1/1/89), NFC–D | 135 |
| 3. | Colin Kaepernick (QB) | at Sea. (1/19/14), NFC–CG | 130 |
| 4. | Garrison Hearst | vs. GB (1/3/99), NFC–WC | 128 |
| 5. | Roger Craig | vs. Min. (1/6/90), NFC–D | 125 |

## HIGHEST AVERAGE YARDS PER GAME

| | Player | Games | Yds/Gm |
|---|---|---|---|
| 1. | Colin Kaepernick (QB) | 6 | 84.5 |
| 2. | Hugh McElhenny | 1 | 82.0 |
| 3. | Frank Gore | 8 | 80.8 |
| 4. | Ricky Watters | 7 | 68.7 |
| 5. | Wendell Tyler | 6 | 57.8 |

## MOST RUSHING TOUCHDOWNS, Career

| | Player | TDs |
|---|---|---|
| 1. | Steve Young (QB) (20 games) | 8 |
| 2. | Roger Craig (16 games) | 7 |
| | Ricky Watters (7 games) | 7 |
| 4. | Frank Gore (8 games) | 5 |
| | William Floyd (7 games) | 5 |
| 6. | Colin Kaepernick (QB) (6 games) | 4 |
| | Tom Rathman (14 games) | 4 |

## MOST RUSHING TOUCHDOWNS, Game

| | Player | TDs |
|---|---|---|
| 1. | Ricky Watters | 5 |
| | *vs. NYG (1/15/94), NFC–D* | |
| 2. | William Floyd | 3 |
| | *vs. Chi. (1/7/95), NFC–D* | |
| | Larry Schreiber | 3 |
| | *vs. Dal. (12/23/72), NFC–D* | |
| 4. | Colin Kaepernick (QB) | 2 |
| | *vs. GB (1/12/13), NFC–D* | |
| | Terry Kirby | 2 |
| | *vs. Min. (1/3/98), NFC–D* | |
| | Tom Rathman | 2 |
| | *vs. Den. (1/28/90), SB* | |
| | Roger Craig | 2 |
| | *vs. Min. (1/1/89), NFC–D* | |

## LONG RUNS FROM SCRIMMAGE

| | Player | Yds |
|---|---|---|
| 1. | Roger Craig | 80t |
| | *vs. Min. (1/1/89), NFC–D* | |
| 2. | Hugh McElhenny | 71 |
| | vs. Det. (12/22/57), NFLP | |
| 3. | Colin Kaepernick (QB) | 58 |
| | at Sea. (1/19/14), NFC–CG | |
| 4. | Colin Kaepernick (QB) | 56t |
| | vs. GB (1/12/13), NFC–D | |
| 5. | Joe Montana (QB) | 53 |
| | vs. NYG (12/29/84), NFC–D | |
| 6. | Colin Kaepernick (QB) | 42 |
| | *at GB (1/5/14), NFC–WC* | |
| | Frank Gore | 42 |
| | *vs. NO (1/14/12), NFC–D* | |
| | Steve Young (QB) | 42 |
| | *vs. Min. (1/9/88), NFC–D* | |

# 49ERS INDIVIDUAL PLAYOFF RECORDS - RECEIVING

## MOST RECEPTIONS, Career

| | Player | Games | Recepts |
|---|---|---|---|
| 1. | Jerry Rice | 23 | 124 |
| 2. | Roger Craig (RB) | 16 | 63 |
| 3. | Brent Jones (TE) | 21 | 60 |
| 4. | Dwight Clark | 9 | 48 |
| 5. | John Taylor | 17 | 46 |

## MOST RECEPTIONS, Game

| | Player | Game | Recepts |
|---|---|---|---|
| 1. | Jerry Rice | vs. GB (1/6/96), NFC–D | 11 |
| 2. | Jerry Rice | vs. Cin. (1/22/89), SB | 11 |
| 3. | Jerry Rice | vs. SD (1/29/95), SB | 10 |
| 4. | 6 players | | 9 |

## MOST YARDS GAINED, Career

| | Player | Games | Yds |
|---|---|---|---|
| 1. | Jerry Rice | 23 | 1,811 |
| 2. | Brent Jones (TE) | 21 | 740 |
| 3. | John Taylor | 17 | 734 |
| 4. | Dwight Clark | 9 | 726 |
| 5. | Roger Craig (RB) | 16 | 606 |

## MOST YARDS GAINED, Game

| | Player | Game | Recepts |
|---|---|---|---|
| 1. | Jerry Rice | vs. Cin. (1/22/89), SB | 215 |
| 2. | Vernon Davis (TE) | vs. NO (1/14/12), NFC–D | 180 |
| 3. | Terrell Owens | vs. NYG (1/5/03), NFC–WC | 177 |
| 4. | Jerry Rice | vs. SD (1/29/95), SB | 149 |
| 5. | Jerry Rice | vs. Den. (1/28/90), SB | 148 |

## MOST RECEIVING YDS PER GAME, Career (Min. 5 Recepts)

| | Player | Games | Avg |
|---|---|---|---|
| 1. | Billy WIlson (E) | 1 | 107.0 |
| 2. | Hugh McElhenny (RB) | 1 | 96.0 |
| 3. | Dwight Clark | 9 | 80.7 |
| 4. | Jerry Rice | 23 | 78.7 |
| 5. | Anquan Boldin | 3 | 75.7 |

## MOST RECEIVING TOUCHDOWNS, Career

| | Player | TDs |
|---|---|---|
| 1. | Jerry Rice (23 games) | 19 |
| 2. | Vernon Davis, TE (8 games) | 7 |
| 3. | John Taylor (17 games) | 6 |
| | Freddie Solomon (8 games) | 6 |
| 5. | Brent Jones, TE (21 games) | 5 |
| 6. | Michael Crabtree (8 games) | 4 |
| | Terrell Owens (9 games) | 4 |

## MOST RECEIVING TOUCHDOWNS, Game

| | Player | TDs |
|---|---|---|
| 1. | Jerry Rice | 3 |
| | *vs. SD (1/29/95), SB* | |
| | Jerry Rice | 3 |
| | *vs. Den. (1/28/90), SB* | |
| | Jerry Rice | 3 |
| | *vs. Min. (1/1/89), NFC–D* | |
| 4. | 11 times | 2 |
| | *Last: Michael Crabtree vs. GB (1/12/13), NFC–D* | |

## HIGHEST RECEIVING AVERAGE, Career

(Min. 5 Recepts)

| | Player | Avg |
|---|---|---|
| 1. | Gene Washington (5 games) | 23.4 |
| 2. | Vernon Davis, TE (8 games) | 22.2 |
| 3. | Delanie Walker, TE (4 games) | 17.3 |
| 4. | Randy Moss (3 games) | 16.0 |
| | Hugh McElhenny, RB (1 games) | 16.0 |

## MOST 25+ YARD RECEPTIONS, Career

| | Player | Recepts |
|---|---|---|
| 1. | Jerry Rice (23 games) | 14 |
| 2. | Vernon Davis, TE (8 games) | 11 |
| 3. | Terrell Owens (5 games) | 5 |
| 4. | Michael Crabtree (8 games) | 4 |
| 5. | J.J. Stokes (8 games) | 3 |
| | John Taylor (17 games) | 3 |

# 49ERS INDIVIDUAL PLAYOFF RECORDS - DEFENSE

## MOST INTERCEPTIONS, Career

| | Player | Games | INTs |
|---|---|---|---|
| 1. | Ronnie Lott | 19 | 8 |
| 2. | Eric Davis | 8 | 6 |
| 3. | Riki Ellison | 6 | 3 |
| | Dwight Hicks | 8 | 3 |
| | Eric Wright | 7 | 3 |

## MOST INTERCEPTIONS, Game

| | Player | Game | INTs |
|---|---|---|---|
| 1. | Eric Davis | vs. Dal. (1/15/95), NFC–CG | 2 |
| | Ronnie Lott | vs. Min. (1/1/89), NFC–D | 2 |
| | Riki Ellison | vs. Det. (12/31/83), NFC–D | 2 |
| | Ronnie Lott | vs. NYG (1/3/82), NFC–D | 2 |
| | Skip Vanderbundt | vs. Dal. (12/23/72), NFC–D | 2 |

## LONGEST INTERCEPTION RETURN

| | Player | Game | Ret. Yds |
|---|---|---|---|
| 1. | Michael Carter | vs. Was. (1/12/91), NFC–D | 61t |
| 2. | Ronnie Lott | vs. Min. (1/6/90), NFC–D | 58t |
| 3. | Jeff Fuller | vs. Min. (1/9/88), NFC–D | 48t |

## MOST INTERCEPTION RETURN YARDS, Career

| | Player | Games | Ret. Yds |
|---|---|---|---|
| 1. | Ronnie Lott | 19 | 152 |
| 2. | Tim McKyer | 8 | 68 |
| 3. | Chet Brooks | 2 | 66 |
| 4. | Michael Carter | 12 | 61 |
| 5. | Eric Davis | 8 | 51 |

## MOST INTERCEPTION RETURN YARDS, Game

| | Player | Game | Ret. Yds |
|---|---|---|---|
| 1. | Michael Carter | vs. Was. (1/12/91), NFC–D | 61 |
| 2. | Ronnie Lott | vs. Min. (1/6/90), NFC–D | 58 |
| 3. | Jeff Fuller | vs. Min. (1/9/88), NFC–D | 48 |
| 4. | Eric Davis | vs. Dal. (1/15/95), NFC–CG | 44 |
| 5. | Dashon Goldson | vs. NO (1/14/12), NFC–D | 41 |
| | Tim McKyer | vs. Min. (1/6/90), NFC–D | 41 |

## MOST SACKS, Career
(since 1982)

| | Player | Sacks |
|---|---|---|
| 1. | Charles Haley (12 games) | 7.5 |
| 2. | Ahmad Brooks (8 games) | 6.5 |
| | Dwaine Board (7 games) | 6.5 |
| | Tim Harris (6 games) | 6.5 |
| 5. | Fred Dean (5 games) | 6.0 |

## MOST SACKS, Game
(since 1982)

| | Player | Sacks |
|---|---|---|
| 1. | Pierce Holt | 3.0 |
| | *vs. Was. (1/9/93), NFC–D* | |
| 2. | Ahmad Brooks | 2.5 |
| | *at Car. (1/12/14), NFC–D* | |
| | Ray McDonald | 2.5 |
| | *vs. NYG (1/22/12), NFC–CG* | |
| | Larry Roberts | 2.5 |
| | *vs. Min. (1/1/89), NFC–D* | |

# 49ERS INDIVIDUAL PLAYOFF RECORDS - RETURNS

## PUNT RETURNS

### MOST PUNT RETURNS, Career

| | Player | Games | Ret |
|---|---|---|---|
| 1. | John Taylor | 17 | 18 |
| 2. | Dana McLemore | 7 | 17 |
| 3. | Dexter Carter | 8 | 10 |
| | Bruce Taylor | 5 | 10 |
| 5. | Kyle Williams | 2 | 9 |

### MOST PUNT RETURNS, Game

| | Player | Game | Ret |
|---|---|---|---|
| 1. | Kyle Williams | vs. NYG (1/22/12), NFC–CG | 8 |
| 2. | Dana McLemore | vs. Mia. (1/20/85), SB | 5 |
| 3. | Bruce Taylor | at Min. (12/27/70), NFC–D | 5 |
| 4. | John Taylor | at Chi. (1/8/89), NFC–CG | 4 |
| | Dana McLemore | vs. Chi. (1/6/85), NFC–CG | 4 |

### MOST PUNT RETURN YARDS, Career

| | Player | Games | Yds |
|---|---|---|---|
| 1. | John Taylor | 17 | 189 |
| 2. | Dana McLemore | 7 | 156 |
| 3. | Dexter Carter | 8 | 80 |
| 4. | Kyle Williams | 2 | 76 |
| 5. | Ted Ginn Jr. | 5 | 75 |

### MOST PUNT RETURN YARDS, Game

| | Player | Game | Yds |
|---|---|---|---|
| 1. | Kyle Williams | vs. NYG (1/22/12), NFC–CG | 70 |
| 2. | Dana McLemore | vs. Chi. (1/6/85), NFC–CG | 69 |
| | Bruce Taylor | at Min. (12/27/70), NFC–D | 69 |
| 4. | John Taylor | vs. Cin. (1/22/89), SB | 56 |
| 5. | Dana McLemore | vs. Mia. (1/20/85), SB | 51 |

### LONGEST PUNT RETURN, Game

| | Player | Game | Yds |
|---|---|---|---|
| 1. | John Taylor | vs. Cin. (1/22/89), SB | 45 |
| 2. | Ted Ginn Jr. | vs. Bal. (2/3/13), SB | 32 |
| 3. | Dexter Carter | vs. NYG (1/15/94), NFC–D | 31 |
| | John Taylor | vs. NYG (1/20/91), NFC–CG | 31 |
| 5. | Dana McLemore | vs. Mia. (1/20/85), SB | 28 |

### PUNT RETURN AVERAGE, Career

| | Player | Games | Avg |
|---|---|---|---|
| 1. | Ted Ginn Jr. | 4 | 15.0 |
| 2. | John Taylor | 7 | 10.5 |
| 3. | Dana McLemore | 7 | 9.2 |
| 4. | Kyle Williams | 2 | 8.4 |
| 5. | Dexter Carter | 3 | 8.0 |
| | *(min. 5 returns)* | | |

### PUNT RETURN AVERAGE, Game

| | Player | Game | Avg |
|---|---|---|---|
| 1. | John Taylor | vs. Cin. (1/22/89), SB | 18.7 |
| 2. | Dana McLemore | vs. Chi. (1/6/85), NFC–CG | 17.3 |
| 3. | Bruce Taylor | at Min. (12/27/70), NFC–D | 13.8 |
| 4. | John Taylor | vs. Den. (1/28/90), SB | 12.7 |
| 5. | Dana McLemore | vs. Mia. (1/20/85), SB | 10.2 |

–There has been no punt returned for a TD in franchise postseason history

## KICKOFF RETURNS

### MOST KICKOFF RETURNS, Career

| | Player | Games | Ret |
|---|---|---|---|
| 1. | Dexter Carter | 8 | 19 |
| 2. | LaMichael James | 6 | 14 |
| 3. | Vinny Sutherland | 3 | 13 |
| 4. | R.W. McQuarters | 2 | 9 |
| | Vic Washington | 3 | 9 |

### MOST KICKOFF RETURNS, Game

| | Player | Game | Ret |
|---|---|---|---|
| 1. | R.W. McQuarters | vs. GB (1/3/99), NFC–WC | 6 |
| 2. | Dana McLemore | at Was. (1/8/84), NFC–CG | 5 |
| | Vinny Sutherland | at GB (1/13/02), NFC–WC | 5 |
| | Vinny Sutherland | vs. NYG (1/5/03), NFC–WC | 5 |
| 5. | 5 times | | 4 |

### MOST KICKOFF RETURN YARDS, Career

| | Player | Games | Yds |
|---|---|---|---|
| 1. | Dexter Carter | 8 | 341 |
| 2. | LaMichael James | 5 | 332 |
| 3. | Vinny Sutherland | 3 | 282 |
| 4. | Vic Washington | 3 | 250 |
| 5. | R.W. McQuarters | 2 | 185 |

### MOST KICKOFF RETURNS YARDS, Game

| | Player | Game | Yds |
|---|---|---|---|
| 1. | Vic Washington | vs. Dal. (12/23/72), NFC–D | 136 |
| 2. | R.W. McQuarters | vs. GB (1/3/99), NFC–WC | 128 |
| 3. | Chuck Levy | vs. GB (1/11/98), NFC–CG | 127 |
| 4. | Vinny Sutherland | at GB (1/13/02), NFC–WC | 99 |
| 5. | Dana McLemore | at Was. (1/8/84), NFC–CG | 98 |

### LONGEST KICKOFF RETURN, Game

| | Player | Game | Yds |
|---|---|---|---|
| 1. | Vic Washington | vs. Dal. (12/23/72), NFC–D | 97t* |
| 2. | Chuck Levy | vs. GB (1/11/98), NFC–CG | 95t* |
| 3. | Marc Logan | vs. Dal. (1/17/93), NFC–CG | 50 |
| 4. | Kyle Williams | vs. NYG (1/22/12), NFC–CG | 40 |
| 5. | LaMichael James | at GB (1/5/14), NFC–WC | 37 |

*Only kickoffs returned for TDs in franchise postseason history

### KICKOFF RETURN AVERAGE, Career

| | Player | Games | Avg |
|---|---|---|---|
| 1. | Chuck Levy | 2 | 31.0 |
| 2. | Vic Washington | 2 | 27.8 |
| 3. | Terrence Flagler | 3 | 25.2 |
| 4. | LaMichael James | 6 | 23.7 |
| 5. | Amos Lawrence | 3 | 23.6 |
| | *(min. 5 returns)* | | |

### KICKOFF RETURN AVERAGE, Game

| | Player | Game | Avg |
|---|---|---|---|
| 1. | Vic Washington | vs. Dal. (12/23/72), NFC–D | 45.3 |
| 2. | Chuck Levy | vs. GB (1/11/98), NFC–CG | 42.3 |
| 3. | Amos Lawrence | vs. NYG (1/3/82), NFC–D | 29.3 |
| | Vinny Sutherland | vs. TB (1/12/03), NFC–D | 29.3 |
| 5. | Kyle Williams | vs. NYG (1/22/12), NFC–CG | 28.3 |

# 49ERS INDIVIDUAL PLAYOFF RECORDS - PUNTING

## MOST PUNTING YARDS, Career

| | Player | Games | Yds |
|---|---|---|---|
| 1. | Andy Lee | 8 | 1,667 |
| 2. | Max Runager | 6 | 1,298 |
| 3. | Barry Helton | 8 | 1,288 |
| 4. | Tommy Thompson | 5 | 1,093 |
| 5. | Steve Spurrier | 4 | 1,041 |

## HIGHEST PUNTING AVERAGE, Career

| | Player | Games | Avg |
|---|---|---|---|
| 1. | Andy Lee | 8 | 46.3 |
| 2. | Reggie Roby | 2 | 44.1 |
| 3. | Jim Miller | 3 | 41.5 |
| 4. | Klaus Wilmsmeyer | 7 | 41.2 |
| 5. | Bill LaFleur | 2 | 40.5 |

## HIGHEST PUNTING AVERAGE, Game

| | Player | Game | Avg |
|---|---|---|---|
| 1. | Andy Lee | vs. NO (1/14/12), NFC–D | 49.5 |
| 2. | Reggie Roby | at Atl. (1/9/99), NFC–D | 47.3 |
| 3. | Jim Miller | vs. Cin. (1/24/82), SB | 46.3 |
| 4. | Andy Lee | vs. NYG (1/22/12), NFC–CG | 45.5 |
| | Klaus Wilmsmeyer | at Dal. (1/23/94), NFC–CG | 45.5 |
| | *(min. 4 punts)* | | |

## HIGHEST NET AVERAGE, Career

| | Player | Games | Avg |
|---|---|---|---|
| 1. | Andy Lee | 8 | 39.8 |
| 2. | Klaus Wilmsmeyer | 7 | 39.0 |
| 3. | Jim Miller | 3 | 36.0 |
| 4. | Reggie Roby | 2 | 35.6 |
| 5. | Max Runager | 6 | 33.8 |

## HIGHEST NET AVERAGE, Game

| | Player | Game | Avg |
|---|---|---|---|
| 1. | Klaus Wilmsmeyer | at Dal. (1/23/94), NFC–CG | 44.0 |
| 2. | Andy Lee | vs. NO (1/14/12), NFC–D | 43.4 |
| 3. | Tommy Thompson | vs. GB (1/6/96), NFC–D | 40.6 |
| 4. | Andy Lee | vs. NYG (1/22/12), NFC–CG | 40.0 |
| 5. | Klaus Wilmsmeyer | vs. SD (1/29/95), SB | 39.6 |
| | *(min. 4 punts)* | | |

## LONGEST PUNT, Game

| | Player | Long |
|---|---|---|
| 1. | Andy Lee | 63 |
| | vs. NO (1/14/12), NFC–D | |
| 2. | Andy Lee | 62 |
| | at Atl. (1/20/13), NFC–CG | |
| 3. | Andy Lee | 59 |
| | *vs. NYG (1/22/12), NFC–CG* | |
| | Steve Spurrier | 59 |
| | *at Min. (12/27/70), NFC–D* | |
| | Steve Spurrier | 59 |
| | *vs. Dal. (1/3/71), NFC–CG* | |

## PUNTS INSIDE THE 20 YARD LINE, Career

| | Player | In20 |
|---|---|---|
| 1. | Andy Lee (8 games) | 12 |
| 2. | Barry Helton (8 games) | 10 |
| | Klaus Wilmsmeyer (7 games) | 10 |
| 4. | Max Runager (6 games) | 8 |
| 5. | Reggie Roby (2 games) | 4 |
| | Tommy Thompson (5 games) | 4 |

## MOST PUNTS, Career

| | Player | Punts |
|---|---|---|
| 1. | Andy Lee (8 games) | 36 |
| 2. | Barry Helton (8 games) | 35 |
| 3. | Max Runager (6 games) | 33 |
| 4. | Tommy Thompson (5 games) | 29 |
| | Steve Spurrier (4 games) | 29 |

## MOST PUNTS, Game

| | Player | Punts |
|---|---|---|
| 1. | Andy Lee | 10 |
| | vs. NYG (1/22/12), NFC–CG | |
| | Max Runager | 10 |
| | at NYG (1/4/87), NFC–D | |
| | Steve Spurrier | 10 |
| | vs. Was. (12/26/71), NFC–D | |
| 4. | Andy Lee | 8 |
| | *vs. NO (1/14/12), NFC–D* | |
| | Steve Spurrier | 8 |
| | *at Min. (12/27/70), NFC–D* | |

# 49ERS TEAM NFL PLAYOFF RECORDS

## SCORING

**Most Points, Game**
55 vs. Den. (1/28/90), SB
49 vs. SD (1/29/95), SB
45 vs. GB (1/12/13), NFC–D

**Most Points, Both Teams, Game**
77 vs. NYG (1/5/03), NFC–WC
76 vs. GB (1/12/13), NFC–D
75 vs. SD (1/29/95), SB

**Fewest Points, Both Teams, Game**
14 vs. Phi. (12/29/96), NFC–WC, SF 14, Phi. 0
17 at Dal. (1/2/72), NFC–CG, Dal. 14, SF 3

**Largest Margin of Victory, Game**
45 vs. Den. (1/28/90), SB, SF 55, Den. 10

## TOUCHDOWNS

**Most Touchdowns, Game**
8 vs. Den. (1/28/90), SB
7 vs. SD (1/29/95), SB

**Most Touchdowns, Both Teams, Game**
10 vs. NYG (1/5/03), NFC–WC, 49ers 5, NYG 5
10 vs. SD (1/29/95), SB, 49ers 7, SD 3
10 vs. GB (1/12/13), NFC–D, 49ers 6, GB 4

**Fewest Touchdowns, Both Teams, Game**
1 vs. NYG (1/20/91), NFC–CG, Giants 1, 49ers 0

## FIELD GOALS

**Most Field Goals, Game**
4 vs. Cin. (1/24/82), SB

**Most Field Goals Attempted, Game**
4 (3 times) last vs. LAN (1/14/90), NFC–CG

## FIRST DOWNS

**Most First Downs, Game**
31 vs. Mia. (1/20/85), SB
31 vs. Min. (1/3/98), NFC–D
29 vs. GB (1/12/13), NFC–D
29 vs. LA Rams (1/14/90), NFC–CG

**Fewest First Downs, Game**
9 at NYG (1/4/87), NFC–D
9 at Dal. (1/2/72), NFC–CG
11 vs. Was. (12/26/71), NFC–D

**Most First Downs, Rushing, Game**
16 vs. Mia. (1/20/85), SB
15 vs. GB (1/12/13), NFC–D
15 vs. Min. (1/3/98), NFC–D

**Fewest First Downs, Rushing, Game**
1 (3 times) last at TB (1/12/03), NFC–D

**Most First Downs, Passing, Game**
17 vs. SD (1/29/95), SB
17 vs. Dal. (1/10/82), NFC–CG

**Fewest First Downs, Passing, Game**
5 vs. NYG (1/22/12), NFC–CG

## TOTAL NET YARDS

**Most Net Yards Gained, Game**
579 vs. GB (1/12/13), NFC–D
537 vs. Mia. (1/20/85), SB
468 vs. Bal. (2/3/13), SB

**Fewest Net Yards Gained, Game**
184 vs. NYG (1/4/87), NFC–D
196 at GB (1/4/97), NFC–D
228 at TB (1/12/03), NFC–D

**Net Yards, Combined**
931 vs. GB (1/12/13), NFC–D
892 vs. NYG (1/5/03), NFC–WC
879 vs. NO (1/14/12), NFC–D
851 vs. Mia. (1/20/85), SB

## RUSHING

**Most Attempts, Game**
45 vs. LA Rams (1/14/90), NFC–CG
44 vs. Den. (1/28/90), SB
43 vs. GB (1/12/13), NFC–D

**Fewest Attempts, Game**
11 vs. NYG (1/20/91), NFC–CG
13 at TB (1/12/03), NFC–D

**Most Rushing Yards, Game**
323 vs. GB (1/12/13), NFC–D
211 vs. Mia. (1/20/85), SB
201 vs. Min. (1/1/89), NFC–D

**Fewest Rushing Yards, Game**
29 at NYG (1/4/87), NFC–D
33 vs. GB (1/11/98), NFC–CG
39 vs. NYG (1/20/91), NFC–CG

**Most Rushing Touchdowns, Game**
6 vs. NYG (1/15/94), NFC–D
5 vs. Chi. (1/7/95), NFC–D

## PASSING

**Most Attempts, Game**
65 vs. GB (1/6/96), NFC–D
48 at NYG (12/28/85), NFC–WC
48 at Was. (1/8/84), NFC–CG

**Fewest Attempts, Game**
19 vs. Was. (12/26/71), NFC–D
21 at Atl. (1/20/13), NFC–CG
21 vs. Phi. (12/29/96), NFC–WC

**Most Completions, Game**
32 vs. GB (1/6/96), NFC–D
28 vs. NYG (1/5/03), NFC–WC

**Fewest Completions, Game**
10 vs. Was. (12/26/71), NFC–D
12 vs. NYG (1/22/12), NFC–CG
12 vs. Dal. (12/23/72), NFC–CG

**Most Yards Gained, Game**
357 vs. Cin. (1/22/89), SB
356 vs. NYG (1/5/03), NFC–WC
347 at Was. (1/8/84), NFC–CG

**Fewest Yards Gained, Game**
133 at GB (1/4/97), NFC–D
150 vs. Dal. (12/23/72), NFC–D
153 at Sea. (1/19/14), NFC–CG

**Most Touchdowns, Game**
6 vs. SD (1/29/95), SB
5 vs. Den. (1/28/90), SB
4 vs. Min. (1/6/90), NFC–D

## INTERCEPTIONS

**Most Interceptions, Game**
5 vs. Det. (12/31/83), NFC–D
4 vs. Min. (1/6/90), NFC–D

## PUNTING

**Most Punts, Game**
10 vs. NYG (1/22/12), NFC–CG
10 at NYG (1/4/87), NFC–D
10 vs. Was. (12/26/71), NFC–D

**Fewest Punts, Game**
1 vs. Dal. (1/17/93), NFC–CG
2 (4 times) last at Car. (1/12/14), NFC–D

**Highest Punting Average, Game (4+ punts)**
49.5 vs. NO (1/14/12), NFC–D
47.3 at Atl. (1/9/99), NFC–D

**Lowest Punting Average, Game (4+ punts)**
30.8 vs. Min. (1/6/90), NFC–D

## PENALTIES

**Most Penalties, Game**
14 vs. NYG (1/3/82), NFC–D
11 vs. NYG (1/4/87), NFC–D

**Fewest Penalties, Game**
0 at Chi. (1/8/89), NFC–CG
1 at Dal. (1/2/72), NFC–CG

**Most Yards Penalized, Game**
145 vs. NYG (1/3/82), NFC–D
106 vs. Dal. (1/10/82), NFC–CG
86 vs. GB (1/12/13), NFC–D

**Fewest Yards Penalized, Game**
0 vs. Chi. (1/8/89), NFC–CG
10 (2 times) last at GB (1/5/14), NFC–WC

## FUMBLES

**Most Fumbles, Game**
6 vs. Det. (12/22/57), NFLP

**Most Fumbles Lost, Game**
3 (3 times) last vs. Was. (1/9/93), NFC–D

**Most Fumbles Committed by Opp., Game**
5 vs. GB (1/4/97), NFC–D

**Most Fumbles Lost by Opponent, Game**
3 vs. NO (1/14/12), NFC–D
3 vs. Dal. (12/23/72), NFC–D
3 vs. Det. (12/22/57), NFLP

## TURNOVERS

**Most Turnovers, Game**
6 vs. Dal. (1/10/82), NFC–CG

## KICK RETURNS

**Most Kickoff Returns, Game**
8 vs. Min. (1/9/88), NFC–D
7 vs. NYG (1/5/03), NFC–WC
7 at NYG (1/4/87), NFC–D

**Most Kickoff Return Yards, Game**
162 at TB (1/12/03), NFC–D
146 at Dal. (12/23/72), NFC–D

**Most Kickoff Returns Allowed, Game**
9 vs. Den. (1/28/90), SB
8 vs. SD (1/29/95), SB

**Most Kickoff Return Yards Allowed, Game**
242 vs. SD (1/29/95), SB
206 vs. Bal. (2/3/13), SB

**Punt Returns, Game**
8 vs. NYG (1/22/12), NFC–CG

**Punt Return Yards, Game**
70 vs. NYG (1/22/12), NFC–CG
69 vs. Chi. (1/6/85), NFC–CG
69 at Min. (12/27/70), NFC–D

**Punt Returns Allowed, Game**
7 at NYG (1/4/87), NFC–D

**Punt Return Yards Allowed, Game**
117 at GB (1/4/97), NFC–D

## SACKS

**Most Sacks Made, Game**
9 vs. Chi. (1/6/85), NFC–CG
6 (5 times) last vs. NYG (1/22/12), NFC–CG

**Most Sacks Allowed, Game**
4 (8 times) last: vs. NO (1/14/12), NFC–D

**NFC-WC:** NFC Wild Card; **NFC–D:** NFC Divisional Playoff; **NFC–CG:** NFC Championship; **NFLP** – NFL Playoff Game; **SB:** Super Bowl
* denotes NFL playoff record

# 49ERS POSTSEASON GAME SUMMARIES

## 1957

**Detroit Lions 31, 49ers 27**
**Western Conference Championship**
**December 22 at Kezar Stadium**
**(San Francisco, CA)**

San Francisco made its first playoff appearance as an NFL team a memorable one, but came up a bit short against the Detroit Lions at venerable Kezar Stadium. QB Y.A. Tittle completed 18–of–31 passes for 248 yards and three touchdowns for the 49ers. Tittle connected with HB R.C. Owens on a 34–yard scoring toss to record the first ever postseason touchdown for San Francisco. He also had touchdown connections with RB Hugh McElhenny and WR Billy Wilson. McElhenny caught six passes for a game–high 96 yards and rushed for 82 yards on 14 carries.

| | | | | | | |
|---|---|---|---|---|---|---|
| **Lions** | 0 | 7 | 14 | 10 | – | 31 |
| **49ers** | 14 | 10 | 3 | 0 | – | 27 |

49ers— Owens 34 pass from Tittle (Soltau kick)
49ers— McElhenny 47 pass from Tittle (Soltau kick)
Lions— Junker 4 pass from Rote (Martin kick)
49ers— Wilson 12 pass from Tittle (Soltau kick)
49ers— Soltau 25 FG
49ers— Soltau 10 FG
Lions— Tracy 2 run (Martin kick)
Lions— Tracy 58 run (Martin kick)
Lions— Gedman 3 run (Martin kick)
Lions— Martin 14 FG

## 1970

**49ers 17, Minnesota 14**
**NFC Divisional Playoff**
**December 27 at Metropolitan Stadium**
**(Bloomington, MN)**

QB John Brodie scored on a one–yard run with just under two minutes remaining to provide the difference as the 49ers claimed a 17–14 decision over Minnesota at a frigid Metropolitan Stadium. San Francisco was trailing 7–0 in the first quarter when Brodie connected with WR Dick Witcher on a 24–yard scoring toss. Brodie completed 16–of–32 passes for 201 yards and one touchdown.

| | | | | | | |
|---|---|---|---|---|---|---|
| **49ers** | 7 | 3 | 0 | 7 | – | 17 |
| **Vikings** | 7 | 0 | 0 | 7 | – | 14 |

Vikings— Krause 22 fumble recovery (Cox kick)
49ers— Witcher 24 pass from Brodie (Gossett kick)
49ers— Gossett 40 FG
49ers— Brodie 1 run (Gossett kick)
Vikings— Washington 24 pass from Cuozzo (Cox kick)

## 1970

**Dallas Cowboys 17, 49ers 10**
**NFC Championship**
**January 3 at Kezar Stadium**
**(San Francisco, CA)**

QB John Brodie passed for 262 yards and one touchdown, but it wasn't enough as the Cowboys advanced to Super Bowl V with a 17–10 win over the 49ers at Kezar Stadium. RB Duane Thomas rushed for 143 yards and scored on a 13–yard run in the third quarter to put Dallas ahead 10–3. Later in the quarter QB Craig Morton connected with RB Walt Garrison on a five–yard toss to put the Cowboys up 17–3. San Francisco would add to its final score on its next possession with a 26–yard Brodie–to–WR Dick Witcher touchdown, capping an eight–play, 73–yard drive.

| | | | | | | |
|---|---|---|---|---|---|---|
| **Cowboys** | 0 | 3 | 14 | 0 | – | 17 |
| **49ers** | 3 | 0 | 7 | 0 | – | 10 |

49ers— Gossett 16 FG
Cowboys— Clark 21 FG
Cowboys— Thomas 13 run (Clark kick)
Cowboys— Garrison 5 pass from Morton (Clark kick)
49ers— Witcher 26 pass from Brodie (Gossett kick)

## 1971

**49ers 24, Washington Redskins 20**
**NFC Divisional Playoff**
**December 26 at Candlestick Park**
**(San Francisco, CA)**

QB John Brodie completed 10–of–19 passes for 176 yards and two touchdowns as San Francisco advanced to the NFC Championship Game with a 24–20 win over Washington at a wet and windy Candlestick Park. Brodie hit WR Gene Washington on a 78–yard play for his first touchdown of the game that helped tie the score at 10–10. On the next 49ers possession Brodie connected with WR Bob Windsor on a two–yard toss into the corner of the end zone that led to a 17–10 lead. The 49ers would insure the victory when DT Bob Hoskins pounced on an errant snap from center and recovered it for a touchdown with just under three minutes remaining in the game. LB Frank Nunley led the defensive effort with 11 tackles and a blocked field goal.

| | | | | | | |
|---|---|---|---|---|---|---|
| **Redskins** | 7 | 3 | 3 | 7 | – | 20 |
| **49ers** | 0 | 3 | 14 | 7 | – | 24 |

Redskins— Smith 5 pass from Kilmer (Knight kick)
49ers— Gossett 23 FG
Redskins— Knight 40 FG
49ers— Washington 78 pass from Brodie (Gossett kick)
49ers— Windsor 2 pass from Brodie (Gossett kick)
Redskins— Knight 36 FG
49ers— Hoskins rec. fumble in end zone (Gossett kick)
Redskins— Brown 16 pass from Kilmer (Knight kick)

**Dallas Cowboys 14, 49ers 3**
**NFC Championship**
**January 2 at Texas Stadium**
**(Irving, TX)**

San Francisco and Dallas combined for just 483 yards of total offense in a low–scoring affair at Texas Stadium. The Cowboys received rushing touchdowns from RB Calvin Hill and RB Duane Thomas as they posted a 14–3 win and earned a bid to Super Bowl VI. San Francisco was paced offensively by RB Vic Washington with 86 yards of total offense. QB John Brodie completed 14–of–30 passes for 184 yards, but was intercepted three times. DE Cedrick Hardman had a big game with 12 tackles, including two sacks. DE Tommy Hart and LB Frank Nunley had 11 tackles each.

| | | | | | | |
|---|---|---|---|---|---|---|
| **49ers** | 0 | 0 | 3 | 0 | – | 3 |
| **Cowboys** | 0 | 7 | 0 | 7 | – | 14 |

Cowboys— Hill 1 run (Clark kick)
49ers— Gossett 28 FG
Cowboys— D. Thomas 2 run (Clark kick)

## 1972

**Dallas Cowboys 30, 49ers 28**
**NFC Divisional Playoff**
**December 23 at Candlestick Park**
**(San Francisco, CA)**

QB Roger Staubach came off the bench to rally the Dallas Cowboys with two touchdown passes in the closing minutes of regulation to post a 30–28 come–from–behind win over the 49ers. Staubach connected with WR Billy Parks on a 20–yard touchdown with 1:30 remaining in the game. On the ensuing onside kick the Cowboys recovered and three plays later Staubach connected with WR Ron Sellers for the game winner. The outcome overshadowed several sparkling individual efforts for the 49ers. RB Vic Washington set a club record with his 97–yard touchdown return on the opening kickoff. RB Larry Schreiber also established a then club record by scoring three rushing touchdowns. LB Ed Beard led the Niners defense with 10 tackles while DE Cedrick Hardman added three sacks.

| | | | | | | |
|---|---|---|---|---|---|---|
| **Cowboys** | 3 | 10 | 0 | 17 | – | 30 |
| **49ers** | 7 | 14 | 7 | 0 | – | 28 |

49ers— Washington 97 kickoff return (Gossett kick)
Cowboys— Fritsch 37 FG
49ers— Schreiber 1 run (Gossett kick)
49ers— Schrieber 1 run (Gossett kick)
Cowboys— Fritsch 45 FG
Cowboys— Alworth 28 pass from Morton (Fritsch kick)
49ers— Schreiber 1 run (Gossett kick)
Cowboys— Fritsch 27 FG
Cowboys— Parks 20 pass from Staubach (Fritsch kick)
Cowboys— Sellers 10 pass from Staubach (Fritsch kick)

# 1981

### 49ers 38, New York Giants 24
### NFC Divisional Playoff
### January 3 at Candlestick Park
### (San Francisco, CA)

San Francisco returned to the playoffs for the first time since 1972 and posted its first postseason win since 1971 with a 38–24 triumph over the visiting New York Giants. Aiding the 49ers cause was CB Ronnie Lott, who intercepted two passes, including one he returned 20 yards for a touchdown, and recorded five tackles. Offensively, the Niners were paced by QB Joe Montana, who completed 20–of–31 passes for 304 yards and two touchdowns. Montana hit TE Charle Young on an eight–yard toss in the first quarter and connected with WR Freddie Solomon on a 58–yard strike in the second. Solomon finished the day with six receptions for 107 yards. He was joined by WR Dwight Clark who had five receptions for 104 yards.

| | | | | | | |
|---|---|---|---|---|---|---|
| **Giants** | 7 | 3 | 7 | 7 | – | 24 |
| **49ers** | 7 | 17 | 0 | 14 | – | 38 |

49ers— Young 8 pass from Montana (Wersching kick)
Giants— Gray 72 pass from Brunner (Danelo kick)
49ers— Wersching 22 FG
49ers— Solomon 58 pass from Montana (Wersching kick)
49ers— Patton 25 run (Wersching kick)
Giants— Danelo 48 FG
Giants— Perkins 59 pass from Brunnner (Danelo kick)
49ers— Ring 3 run (Wersching kick)
49ers— Lott 20 interception (Wersching kick)
Giants— Perkins 17 pass from Brunner (Danelo kick)

### 49ers 28, Dallas Cowboys 27
### NFC Championship
### January 10 at Candlestick Park
### (San Francisco, CA)

In the most memorable playoff game to date, the 49ers and Cowboys staged an epic battle. In what was a fitting end for some and a heartbreaking one for others, it was the 49ers who came out on top 28–27. QB Joe Montana capped a brilliant day with a six–yard touchdown pass to WR Dwight Clark late in the fourth quarter to overcome a six–point deficit. "The Catch," as it would come to be known, capped a 13–play, 89–yard drive that took over four minutes off the clock. Montana finished the day with 286 yards on 22–of–35 passing and three touchdowns. Clark posted eight receptions for 120 yards and two touchdowns.

| | | | | | | |
|---|---|---|---|---|---|---|
| **Cowboys** | 10 | 7 | 0 | 10 | – | 27 |
| **49ers** | 7 | 7 | 7 | 7 | – | 28 |

49ers— Solomon 8 pass from Montana (Wersching kick)
Cowboys— Septien 44 FG
Cowboys— Hill 26 pass from White (Septien kick)
49ers— Clark 20 pass from Montana (Wersching kick)
Cowboys— Dorsett 5 run (Septien kick)
49ers— Davis 2 run (Wersching kick)
Cowboys— Septien 22 FG
Cowboys— Cosbie 21 pass from White (Septien kick)
49ers— Clark 6 pass from Montana (Wersching kick)

### 49ers 26, Cincinnati Bengals 21
### Super Bowl XVI
### January 24 at Silverdome
### (Pontiac, MI)

QB Joe Montana accounted for two first half touchdowns and K Ray Wersching added two field goals as San Francisco built a 20–0 lead at the half and held on for a 26–21 victory over the Bengals for its first Super Bowl Championship. Montana scored on a one–yard run in the first quarter and in the second he led the team on a 12–play, 92–yard drive that resulted in an 11–yard scoring toss to FB Earl Cooper. For the game, Montana completed 14–of–22 passes for 157 yards. Wersching also had an impressive outing. The veteran kicker connected on all four field goal attempts in the game, hitting from 22, 26, 40 and 23 yards. The 49ers defense kept the potent Bengals attack in check for much of the game. Cincinnati QB Ken Anderson warmed up in the second half with three touchdowns, two of them on pass plays to TE Dan Ross, but two fourth quarter field goals by Wersching put the game out of reach. LB Jack Reynolds keyed the 49ers defense with seven tackles and one sack. LB Bob Leopold also recorded seven tackles and NT Archie Reese added six stops.

| | | | | | | |
|---|---|---|---|---|---|---|
| **49ers** | 7 | 13 | 0 | 6 | – | 26 |
| **Bengals** | 0 | 0 | 7 | 14 | – | 21 |

49ers— Montana 1 run (Wersching kick)
49ers— Cooper 11 pass from Montana (Wersching kick)
49ers— Wersching 22 FG
49ers— Wersching 26 FG
Bengals— Anderson 5 run (Breech kick)
Bengals— Ross 4 pass from Anderson (Breech kick)
49ers— Wersching 40 FG
49ers— Wersching 23 FG
Bengals— Ross 3 pass from Anderson (Breech kick)

# 1983

### 49ers 24, Detroit Lions 23
### NFC Divisional Playoff
### December 31 at Candlestick Park
### (San Francisco, CA)

WR Freddie Solomon caught a 14–yard touchdown pass from QB Joe Montana with two minutes remaining to give San Francisco a 24–23 win over the visiting Detroit Lions and earn a berth in the NFC Championship Game. San Francisco's defense kept the team alive on several occasions, intercepting Detroit QB Gary Danielson five times. LB Riki Ellison had two interceptions while LB Keena Turner, S Dwight Hicks and CB Ronnie Lott had one apiece. RB Wendell Tyler and RB Roger Craig each scored a touchdown for San Francisco. Tyler rushed for 74 yards on 17 carries and also caught two passes for 15 yards. Craig led the Niners in receiving with seven receptions for 61 yards.

| | | | | | | |
|---|---|---|---|---|---|---|
| **Lions** | 3 | 6 | 0 | 14 | – | 23 |
| **49ers** | 7 | 7 | 3 | 7 | – | 24 |

Lions— Murray 37 FG
49ers— Craig 1 run (Wersching kick)
49ers— Tyler 2 run (Wersching kick)
Lions— Murray 21 FG
Lions— Murray 54 FG
49ers— Wersching 19 FG
Lions— Sims 11 run (Murray kick)
Lions— Sims 3 run (Murray kick)
49ers— Solomon 14 pass from Montana (Wersching kick)

### Washington Redskins 24, 49ers 21
### NFC Championship
### January 8 at RFK Stadium
### (Washington, DC)

Mark Moseley connected on a 25–yard field goal with 40 seconds remaining to hand San Francisco a heartbreaking 24–21 defeat in the NFC Championship Game at RFK Stadium. The defeat was especially hard to swallow after the 49ers fought back from a 21–0 deficit with 21 fourth–quarter points. QB Joe Montana hit WR Mike Wilson on a five–yard scoring strike 30 seconds into the fourth, snapping the shutout. On the next 49ers possession, Montana hit WR Freddie Solomon on a 76–yard bomb to pull within seven at 21–14. The Redskins went three–and–out on their next possession, which led to another Montana–to–Wilson touchdown and a tie ballgame. Unfortunately for the 49ers, the Redskins would launch a six–minute drive that led to the Moseley field goal and the end of the season. Montana finished the game with his typically excellent numbers: 27–of–48 for 347 yards and three touchdowns. Solomon caught eight passes for 106 yards and one touchdown. DT Pete Kugler led the defensive charge with 10 tackles. He was joined by S Carlton Williamson with eight tackles and LBs Riki Ellison and Keena Turner had six stops each.

| | | | | | | |
|---|---|---|---|---|---|---|
| **49ers** | 0 | 0 | 0 | 21 | – | 21 |
| **Redskins** | 0 | 7 | 14 | 3 | – | 24 |

Redskins— Riggins 4 run (Moseley kick)
Redskins— Riggins 1 run (Moseley kick)
Redskins— Brown 70 pass from Theismann (Moseley kick)
49ers— Wilson 5 pass from Montana (Wersching kick)
49ers— Solomon 76 pass from Montana (Wersching kick)
49ers— Wilson 12 pass from Montana (Wersching kick)
Redskins— Moseley 25 FG

## 1984

**49ers 21, New York Giants 10**
**NFC Divisional Playoff**
**December 29 at Candlestick Park**
**(San Francisco, CA)**

QB Joe Montana rushed for 63 yards, passed for 309 yards and the 49ers earned a date in the NFC Championship Game with a 21–10 win over the New York Giants. San Francisco drew first blood when Montana hooked up with his favorite target, WR Dwight Clark, on a 21–yard scoring toss just three minutes into the first quarter. Clark would finish the day with 112 yards on nine receptions. On the Giants next possession, it was S Ronnie Lott who intercepted a QB Phil Simms pass and returned it 38 yards to the New York 12–yard line. Two plays later, Montana hit TE Russ Francis on a nine–yard strike to extend the lead to 14–0. New York would pull within three following LB Harry Carson's interception and touchdown return off a tipped Montana pass seven minutes into the second quarter. Three minutes later, the 49ers answered when Montana hit WR Freddie Solomon on a 29–yard scoring completion to put San Francisco up 21–10. DE Fred Dean recorded seven tackles and two sacks for the inspired 49ers defense. LB Jack Reynolds added five tackles.

| | | | | | | |
|---|---|---|---|---|---|---|
| **Giants** | 0 | 10 | 0 | 0 | – | 10 |
| **49ers** | 14 | 7 | 0 | 0 | – | 21 |

49ers— Clark 21 pass from Montana (Wersching kick)
49ers— Francis 9 pass from Montana (Wersching kick)
Giants— Haji–Sheikh 46 FG
Giants— Carson 14 interception return (Haji–Sheikh kick)
49ers— Solomon 29 pass from Montana (Wersching kick)

**49ers 23, Chicago Bears 0**
**NFC Championship**
**January 6 at Candlestick Park**
**(San Francisco, CA)**

San Francisco advanced to Super Bowl XIX with a 23–0 win over the visiting Chicago Bears. The story of the day was the 49ers defense that recorded nine sacks and held the Bears to 186 yards of total offense. Leading the charge for the defense were DE Gary Johnson and DT Michael Carter. Neither Johnson nor Carter were starters in the game, yet they led the squad with two sacks and six tackles each. LB Riki Ellison recorded a team–high eight tackles. Offensively, San Francisco was led by QB Joe Montana and RB Wendell Tyler. Montana threw for 233 yards and one touchdown, a 10–yard toss to WR Freddie Solomon in the fourth quarter. Tyler had 68 yards on 10 carries and scored on a nine–yard jaunt early in the third quarter.

| | | | | | | |
|---|---|---|---|---|---|---|
| **Bears** | 0 | 0 | 0 | 0 | – | 0 |
| **49ers** | 3 | 3 | 7 | 10 | – | 23 |

49ers— Wersching 21 FG
49ers— Wersching 22 FG
49ers— Tyler 9 run (Wersching kick)
49ers— Solomon 10 pass from Montana (Wersching kick)
49ers— Wersching 34 FG

**49ers 38, Miami Dolphins 16**
**Super Bowl XIX**
**January 20 at Stanford Stadium**
**(Palo Alto, CA)**

QB Joe Montana passed for 331 yards and accounted for four touchdowns to lead San Francisco to a 38–16 win over the Miami Dolphins. For his efforts, Montana was named Super Bowl MVP for the second time in his career. The game was played at nearby Stanford Stadium in Palo Alto in front of 84,059 fans. Montana's first touchdown of the day came on a 33–yard strike to RB Carl Monroe late in the first quarter. He followed that with an eight–yard scoring toss to RB Roger Craig in the second quarter. On the next 49ers possession, Montana added his third score of the day, this time taking it in himself on a six–yard run. His fourth and final score came on a 16–yard pass to Craig midway through the third quarter. Craig also had an impressive day totaling 135 yards of total offense and added two scores. San Francisco rolled up an impressive 537 yards of total offense in the game, including 211 rushing yards. S Carlton Williamson and CB Eric Wright each intercepted a QB Dan Marino pass. LB Keena Turner led the team with six tackles.

| | | | | | | |
|---|---|---|---|---|---|---|
| **Dolphins** | 10 | 6 | 0 | 0 | – | 16 |
| **49ers** | 7 | 21 | 10 | 0 | – | 38 |

Dolphins— von Schamann 37 FG
49ers— Monroe 33 pass from Montana (Wersching kick)
Dolphins— Johnson 2 pass from Marino (von Schamann kick)
49ers— Craig 8 pass from Montana (Wersching kick)
49ers— Montana 6 run (Wersching kick)
49ers— Craig 2 run (Wersching kick)
Dolphins— von Schamann 31 FG
Dolphins— von Schamann 30 FG
49ers— Wersching 27 FG
49ers— Craig 16 pass from Montana (Wersching kick)

## 1985

**New York Giants 17, 49ers 3**
**NFC Wild Card**
**December 28 at Giants Stadium**
**(Meadowlands, NJ)**

San Francisco posted more yards of total offense than the host Giants, yet it wasn't enough as New York rolled up a 17–3 win in the NFC Wild Card Game. QB Joe Montana completed 26–of–47 passes for 296 yards for the 49ers in the losing effort. WR Dwight Clark caught a postseason career–high eight passes for 120 yards. The Giants were led by RB Joe Morris who gained 141 yards on the ground and QB Phil Simms who passed for 181 yards and two touchdowns. Defensively, San Francisco was paced by LB Keena Turner with seven tackles and S Ronnie Lott, who added five stops.

| | | | | | | |
|---|---|---|---|---|---|---|
| **49ers** | 0 | 3 | 0 | 0 | – | 3 |
| **Giants** | 3 | 7 | 7 | 0 | – | 17 |

Giants— Schubert 47 FG
Giants— Bavaro 18 pass from Simms (Schubert kick)
49ers— Wersching 21 FG
Giants— Hasselbeck 3 pass from Simms (Schubert kick)

## 1986

**New York Giants 49, 49ers 3**
**NFC Divisional Playoff**
**January 4 at Giants Stadium**
**(Meadowlands, NJ)**

QB Phil Simms threw four touchdown passes and RB Joe Morris rushed for 159 yards as the New York Giants defeated San Francisco for the second consecutive season in a playoff game at Giants Stadium. San Francisco was held to 29 yards on the ground and 184 yards of total offense by a Giants defense led by LB Lawrence Taylor and LB Harry Carson. Carson posted nine tackles and Taylor returned an interception 34 yards for a touchdown. Simms threw four touchdown passes and Morris rushed for 159 yards and two scores to lead a potent New York offense.

| | | | | | | |
|---|---|---|---|---|---|---|
| **49ers** | 3 | 0 | 0 | 0 | – | 3 |
| **Giants** | 7 | 21 | 21 | 0 | – | 49 |

Giants— Bavaro 24 pass from Simms (Allegre kick)
49ers— Wersching 26 FG
Giants— Morris 45 run (Allegre kick)
Giants— Johnson 15 pass from Simms (Allegre kick)
Giants— Taylor 34 interception return (Allegre kick)
Giants— McConkey 28 pass from Simms (Allegre kick)
Giants— Mowat 29 pass from Simms (Allegre kick)
Giants— Morris 2 run (Allegre kick)

## 1987

**Minnesota Vikings 36, 49ers 24**
**NFC Divisional Playoff**
**January 9 at Candlestick Park**
**(San Francisco, CA)**

Minnesota WR Anthony Carter and K Chuck Nelson each established NFL postseason records as the Vikings posted a 36–24 win over hometown San Francisco at Candlestick Park. Carter caught 10 passes from QB Wade Wilson for an NFL postseason record 227 yards. Carter broke the old record of 198 yards that was set by E Tom Fears of the Los Angeles Rams in 1950 against the Chicago Bears. Nelson set his record by kicking five field goals, breaking the old mark of four that was done eight times. San Francisco was led offensively by QB Steve Young, who spelled QB Joe Montana early in the second half. Young completed 12–of–17 passes for 158 yards and one touchdown. He also ran for a team–high 72 yards on six carries and had a five–yard touchdown run.

| | | | | | | |
|---|---|---|---|---|---|---|
| **Vikings** | 3 | 17 | 10 | 6 | – | 36 |
| **49ers** | 3 | 0 | 14 | 7 | – | 24 |

Vikings— Nelson 21 FG
49ers— Wersching 43 FG
Vikings— Hilton 7 pass from Wilson (Nelson kick)
Vikings— Nelson 23 FG
Vikings— Rutland 45 interception return (Nelson kick)
49ers— Fuller 48 interception return (Wersching kick)
Vikings— Jones 5 pass from Wilson (Nelson kick)
49ers— Young 5 run (Wersching kick)
Vikings— Nelson 40 FG
Vikings— Nelson 46 FG
49ers— Frank 16 pass from Young (Wersching kick)
Vikings— Nelson 23 FG

## 1988

**49ers 34, Minnesota Vikings 9**
**NFC Divisional Playoff**
**January 1 at Candlestick Park**
**(San Francisco, CA)**

RB Roger Craig and WR Jerry Rice entered the NFL record books as the 49ers advanced to the NFC Championship Game with a convincing 34–9 win over the visiting Minnesota Vikings at Candlestick. Rice set a record, that he shares with five other players, with three touchdown receptions. He scored on receptions of two, four and 11 yards, all thrown by QB Joe Montana. Rice closed the day with five receptions for 61 yards. Craig entered the record book courtesy of his 80–yard touchdown run in the fourth quarter. The run was the longest touchdown run and the longest run from scrimmage in team postseason history. Craig broke the old record established by RB Marcus Allen with his 74–yard touchdown run against the Washington Redskins in 1983. Craig finished the day with 135 yards on 21 carries and two touchdowns. The 49ers defense also posted a strong day, recording six sacks, two interceptions and one fumble recovery. S Ronnie Lott had a big day with four tackles, two interceptions and three passes defensed. DE Larry Roberts recorded two and a half sacks.

| | | | | | | |
|---|---|---|---|---|---|---|
| **Vikings** | 3 | 0 | 6 | 0 | – | 9 |
| **49ers** | 7 | 14 | 0 | 13 | – | 34 |

Vikings— Nelson 47 FG
49ers— Rice 2 pass from Montana (Cofer kick)
49ers— Rice 4 pass from Montana (Cofer kick)
49ers— Rice 11 pass from Montana (Cofer kick)
Vikings— H. Jones 5 pass from Wilson (Nelson kick)
49ers— Craig 4 run (Cofer kick)
49ers— Craig 80 run (Cofer kick)

**49ers 28, Chicago Bears 3**
**NFC Championship**
**January 8 at Soldier Field**
**(Chicago, IL)**

Game time temperatures were in the teens and the wind chill was 26 below zero, but the San Francisco 49ers were hot, as they rolled to a 28–3 win over the Chicago Bears at Soldier Field. QB Joe Montana hit WR Jerry Rice on a 61–yard scoring toss in the first quarter and a 27–yard scoring toss in the second as the 49ers took a 14–3 lead into the half. In the third quarter, it was again the mastery of Montana, who connected with TE John Frank on a five–yard touchdown pass to extend the lead to 21–3. FB Tom Rathman capped a solid day with a four–yard burst into the end zone with 8:07 remaining in the fourth quarter. Rathman finished with 36 yards rushing and caught five passes for 51 yards. The San Francisco defensive charge was led by LB Mike Walter, who posted a game–high 11 tackles and forced a fumble. S Jeff Fuller recorded nine tackles and intercepted a pass. Offensively, Rice finished with 11 receptions for 133 yards and two touchdowns while Montana completed 17–of–27 passes for 288 yards.

| | | | | | | |
|---|---|---|---|---|---|---|
| **49ers** | 7 | 7 | 7 | 7 | – | 28 |
| **Bears** | 0 | 3 | 0 | 0 | – | 3 |

49ers— Rice 61 pass from Montana (Cofer kick)
49ers— Rice 27 pass from Montana (Cofer kick)
Bears— Butler 25 FG
49ers— Frank 5 pass from Montana (Cofer kick)
49ers— Rathman 4 run (Cofer kick)

**49ers 20, Cincinnati Bengals 16**
**Super Bowl XXIII**
**January 22 at Joe Robbie Stadium**
**(Miami, FL)**

In what proved to be the most exciting Super Bowl game of the decade, it was the play of a collected veteran that delivered San Francisco its third NFL Championship. QB Joe Montana connected on 23–of–36 passes for 357 yards, but no completion would be more important than his last. The game opened at a stand still with neither team having any ability to move the ball offensively. San Francisco opened the scoring on a 41–yard field goal by K Mike Cofer late in the first quarter. The Bengals responded with K Jim Breech's 34–yard field goal and the teams headed to the half locked in a 3–3 tie. The third quarter began with the teams trading field goals before the Bengals broke the touchdown draught. Following a 49ers field goal, Cincinnati KR Stanford Jennings took the Cofer kickoff and returned it 93 yards for a touchdown. It didn't take long for San Francisco to respond. Montana hit WR Jerry Rice for a 31–yard completion and followed that with a swing pass that RB Roger Craig turned into a 40–yard gain. Two plays and 16 seconds later, Montana found Rice in the corner of the end zone for a 10–yard touchdown. An 11–play, 46–yard drive by the Bengals resulted in a 46–yard field goal by Breech, giving Cincinnati a 16–13 lead and leaving the 49ers just 3:20 on the clock. San Francisco received the kickoff and returned it to the 20, but a penalty moved the ball back to the eight–yard line. What happened next is legendary. Montana connected on five consecutive passes to move the ball to the Bengals 35. A holding penalty moved the ball back 10 yards, but Montana responded with a 27–yard completion to Rice and another first down. A quick hit to Craig followed by a timeout left the Niners with second and two from the Bengals 10–yard line. Following the timeout, Montana hit WR John Taylor in the middle of the end zone for a touchdown and San Francisco had its third Super Bowl title of the decade.

| | | | | | | |
|---|---|---|---|---|---|---|
| **Bengals** | 0 | 3 | 10 | 3 | – | 16 |
| **49ers** | 3 | 0 | 3 | 14 | – | 20 |

49ers— Cofer 41 FG
Bengals— Breech 34 FG
Bengals— Breech 43 FG
49ers— Cofer 32 FG
Bengals— Jennings 93 kickoff return (Breech kick)
49ers— Rice 14 pass from Montana (Cofer kick)
Bengals— Breech 40 FG
49ers— Taylor 10 pass from Montana (Cofer kick)

## 1989

**49ers 41, Minnesota Vikings 13**
**NFC Divisional Playoff**
**January 6 at Candlestick Park**
**(San Francisco, CA)**

QB Joe Montana threw four touchdown passes and RB Roger Craig rushed for 118 yards as the 49ers advanced to the NFC Championship Game with a convincing 41–13 win over the visiting Minnesota Vikings at Candlestick Park The Vikings opened the scoring on a K Rich Karlis field goal nine minutes into the first quarter, but from that point on it was all San Francisco. The 49ers erupted for 28 consecutive points before halftime to put the game away early. Just 20 seconds after the Vikings initial score, Montana connected with WR Jerry Rice for the first of his four touchdown passes of the afternoon. The play started simply enough before, in true Rice fashion, he turned a seven–yard gain into a 72–yard touchdown. Following an interception by S Chet Brooks, Montana hit TE Brent Jones for an eight–yard touchdown pass and the rout was on. Montana would add touchdown passes to WR John Taylor and another to Rice before handing the game over to reserve QB Steve Young. On the day, Montana completed 17–of–24 passes for 241 yards. The 49ers defense would also contribute a score, courtesy of S Ronnie Lott, who intercepted a QB Tommy Kramer pass and returned it 58 yards for a touchdown.

| | | | | | | |
|---|---|---|---|---|---|---|
| **Vikings** | 3 | 0 | 3 | 7 | – | 13 |
| **49ers** | 7 | 20 | 0 | 14 | – | 41 |

Vikings— Karlis 38 FG
49ers— Rice 72 pass from Montana (Cofer kick)
49ers— Jones 8 pass from Montana (Cofer kick)
49ers— Taylor 8 pass from Montana (kick failed)
49ers— Rice 13 pass from Montana (Cofer kick)
Vikings— Karlis 44 FG
49ers— Lott 58 interception return (Cofer kick)
49ers— Craig 4 run (Cofer kick)
Vikings— Fenney 3 run (Karlis kick)

**49ers 30, Los Angeles Rams 3**
**NFC Championship**
**January 14 at Candlestick Park**
**(San Francisco, CA)**

The 49ers defense intercepted QB Jim Everett three times and held the Los Angeles Rams to 156 yards of total offense as San Francisco earned its fourth trip to the Super Bowl of the decade with a 30–3 win at Candlestick Park in the NFC Championship Game. San Francisco QB Joe Montana was superb in his direction of the 49ers offense, completing 26–of–30 passes for 262 yards and two touchdowns. His first touchdown pass of the game came with 11:27 remaining in the second quarter when he hit TE Brent Jones on a 20–yard strike to give the 49ers a 7–3 lead. CB Tim McKyer intercepted an Everett pass giving the 49ers possession at the Los Angeles 27–yard line. A five–play drive culminated in a one–yard touchdown run by RB Roger Craig. It wouldn't take long for San Francisco to

strike again. Gaining possession with 3:10 remaining in the second, Montana calmly directed a 14–play, 97–yard drive that ended with an 18–yard scoring toss to WR John Taylor. K Mike Cofer accounted for the final nine points on three field goals in the second half. Offensively, Montana was joined by Craig, who rushed for 94 yards on 24 carries. WR Jerry Rice caught six passes for 55 yards and FB Tom Rathman added 63 yards rushing and 48 yards receiving.

| | | | | | | |
|---|---|---|---|---|---|---|
| **Rams** | 3 | 0 | 0 | 0 | – | 3 |
| **49ers** | 0 | 21 | 3 | 6 | – | 30 |

Rams— Lansford 23 FG
49ers— Jones 20 pass from Montana (Cofer kick)
49ers— Craig 1 run (Cofer kick)
49ers— Taylor 18 pass from Montana (Cofer kick)
49ers— Cofer 28 FG
49ers— Cofer 36 FG
49ers— Cofer 25 FG

**49ers 55, Denver Broncos 10**
**Super Bowl XXIV**
**January 28 at Louisiana Superdome**
**(New Orleans, LA)**

WR Jerry Rice scored three touchdowns, FB Tom Rathman scored twice and QB Joe Montana earned his third Super Bowl MVP award as the San Francisco 49ers cruised to their fourth NFL Championship of the decade with a resounding 55–10 win over the Denver Broncos. The game was played before a crowd of 72,919 at the Louisiana Superdome in New Orleans, LA. Rice scored on touchdown catches of 20, 38 and 28 yards en route to a seven–reception, 148–yard outing. Rathman scored his two touchdowns on runs of one and three yards. The real story of the game was the play of Montana. He completed a sensational 22–of–29 passes for 297 yards and five touchdowns. He was masterful in his direction of the 49ers offense, leading the team on scoring drives of 66, 69 and 71 yards. The 49ers defense proved to be as devastating as the offense. San Francisco harassed Denver QB John Elway all game, intercepting him twice and sacking him on six occasions. DE Daniel Stubbs led the way with two sacks and was joined by four others who had one sack each. DE Kevin Fagan had six tackles and LB Matt Millen added five.

| | | | | | | |
|---|---|---|---|---|---|---|
| **49ers** | 13 | 14 | 14 | 14 | – | 55 |
| **Broncos** | 3 | 0 | 7 | 0 | – | 10 |

49ers— Rice 20 pass from Montana (Cofer kick)
Broncos— Treadwell 42 FG
49ers— Jones 7 pass from Montana (kick failed)
49ers— Rathman 1 run (Cofer kick)
49ers— Rice 38 pass from Montana (Cofer kick)
49ers— Rice 28 pass from Montana (Cofer kick)
49ers— Taylor 35 pass from Montana (Cofer kick)
Broncos— Elway 3 run (Treadwell kick)
49ers— Rathman 3 run (Cofer kick)
49ers— Craig 1 run (Cofer kick)

## 1990

**49ers 28, Washington Redskins 10**
**NFC Divisional Playoff**
**January 12 at Candlestick Park**
**(San Francisco, CA)**

QB Joe Montana completed 22–of–31 passes for 274 yards and two touchdowns as San Francisco advanced to the NFC Championship Game with a 28–10 win over the visiting Washington Redskins. The Redskins opened the scoring on a 31–yard touchdown reception from QB Mark Rypien to WR Art Monk. The 49ers answered with a one–yard touchdown run by FB Tom Rathman that capped an eight–play, 74–yard drive to tie the score at 7–7. Washington added a 44–yard field goal by K Chip Lohmiller just before the end of the first quarter to take a 10–7 lead. That would be all of the scoring for the Redskins as the 49ers would reel off 21 consecutive points over the next three quarters. Montana hit WR Jerry Rice on a 10–yard strike to complete a 10–play drive, giving San Francisco its first lead of the game four minutes into the second quarter. Five minutes later, the 49ers would extend their lead to 21–10 thanks to an eight–yard touchdown pass from Montana to WR Mike Sherrard. It was the 49ers defense that would cap the scoring for the day. Following a scoreless third quarter, DT Michael Carter intercepted a Rypien pass that had been tipped by DE Charles Haley and returned it 61 yards for a touchdown. CB Don Griffin and DE Kevin Fagan had seven tackles each to lead the 49ers defense.

| | | | | | | |
|---|---|---|---|---|---|---|
| **Redskins** | 10 | 0 | 0 | 0 | – | 10 |
| **49ers** | 7 | 14 | 0 | 7 | – | 28 |

Redskins— Monk 31 pass from Rypien (Lohmiller kick)
49ers— Rathman 1 run (Cofer kick)
Redskins— Lohmiller 44 FG
49ers— Rice 10 pass from Montana (Cofer kick)
49ers— Sherrard 8 pass from Montana (Cofer kick)
49ers— Carter 61 interception return (Cofer kick)

**New York Giants 15, 49ers 13**
**NFC Championship**
**January 20 at Candlestick Park**
**(San Francisco, CA)**

Kickers and defense were the story of the day at Candlestick as the Giants used five field goals from K Matt Bahr and the Giants defense held San Francisco to 39 yards on the ground to defeat the 49ers 15–13. In the first two quarters, it was Bahr and 49ers K Mike Cofer who provided all the scoring. Bahr connected on a pair of field goals from 28 and 42 yards out. Cofer added field goals of 47 and 35 yards, and the teams entered the half in a 6–6 tie. San Francisco opened the scoring in the third quarter on a 61–yard touchdown pass to WR John Taylor from QB Joe Montana to take a 13–6 lead. From that point on, it was all New York and Matt Bahr. Bahr kicked field goals of 46 and 38 yards to pull the Giants within one at 13–12 with 5:47 remaining. San Francisco took over at its own 20–yard line, but five plays later DT Erik Howard forced a 49ers fumble and LB Lawrence Taylor recovered at the Giants 43–yard line with 2:36 remaining. A pair of QB Jeff Hostetler completions to TE Mark Bavaro and WR Stephen Baker had the Giants in field goal range at the 49ers 29–yard line with 1:10 remaining in the contest. Three plays later Bahr added his fifth field goal of the day, this one from 42 yards away, as time expired. Montana completed 18–of–26 passes for 190 yards and one touchdown. Taylor caught two passes for 75 yards, including the 61–yard touchdown. WR Jerry Rice added five catches for 54 yards. Defensively, San Francisco was led by LB Bill Romanowski's seven tackles. DT Jim Burt, DT Pierce Holt and DE Charles Haley added one sack each.

| | | | | | | |
|---|---|---|---|---|---|---|
| **Giants** | 3 | 3 | 3 | 6 | – | 15 |
| **49ers** | 3 | 3 | 7 | 0 | – | 13 |

49ers— Cofer 47 FG
Giants— Bahr 28 FG
Giants— Bahr 42 FG
49ers— Cofer 35 FG
49ers— Taylor 61 pass from Montana (Cofer kick)
Giants— Bahr 46 FG
Giants— Bahr 38 FG
Giants— Bahr 42 FG

## 1992

**49ers 20, Washington Redskins 13**
**NFC Divisional Playoff**
**January 9 at Candlestick Park**
**(San Francisco, CA)**

QB Steve Young threw for 227 yards, including two touchdown passes, and rushed for an additional 73 yards to lead San Francisco to a hard fought 20–13 win over the visiting Redskins at Candlestick Park. Young tossed a five–yard touchdown pass to WR John Taylor to open the scoring at the 11:48 mark of the first quarter. The teams traded field goals, and then Young hit TE Brent Jones on a 16–yard scoring strike and K Mike Cofer added the extra point to give San Francisco a 17–3 lead at halftime. The Redskins answered with 10 consecutive points on a K Chip Lohmiller field goal and a QB Mark Rypien one–yard touchdown plunge to cut the 49ers lead to 17–13. The locals responded with a 14–play, 59–yard drive that resulted in a 33–yard Cofer field goal with 2:22 remaining. The San Francisco defense did the rest, sacking Rypien four times on its final drive before forcing the Redskins to turn the ball over on downs. DT Pierce Holt had four tackles, including three sacks, to pace a determined Niners defense. CB Don Griffin posted a team–high six stops in the victory.

| | | | | | | |
|---|---|---|---|---|---|---|
| **Redskins** | 3 | 0 | 3 | 7 | – | 13 |
| **49ers** | 7 | 10 | 0 | 3 | – | 20 |

49ers— Tayor 5 pass from Young (Cofer kick)
Redskins— Lohmiller 19 FG
49ers— Cofer 23 FG
49ers— Jones 16 pass from Young (Cofer kick)
Redskins— Lohmiller 32 FG
Redskins— Rypien 1 run (Lohmiller kick)
49ers— Cofer 33 FG

**Dallas Cowboys 30, 49ers 20**
**NFC Championship**
**January 17 at Candlestick Park**
**(San Francisco, CA)**

QB Troy Aikman completed 24–of–34 passes for 322 yards and two touchdowns as the Cowboys claimed a 30–20 win over the 49ers. The game was played before 64,920 fans at a rainy Candlestick Park. Dallas opened the scoring with a 20–yard field goal by K Lin Elliott. The 49ers answered with a one–yard run by QB Steve Young to take a 7–3 lead after the first quarter. Cowboy RB Emmitt Smith scored the first of his two touchdowns on a four–yard run at the 5:05 mark of the second quarter to put Dallas up 10–7. San Francisco tied the score three minutes later on a 28–yard field goal by K Mike Cofer. FB Daryl Johnston scored the first points of the second half on a three–yard run at the 10:45 mark of the third quarter to put the Cowboys ahead 17–10. Cofer added a field goal for the 49ers to make the score 17–13 heading into the fourth quarter. It was a battle between Aikman and Young in the fourth. Aikman hit Smith on a 16–yard scoring strike at the 12:25 mark, extending the Dallas lead to 24–13. Young answered back with a nine play, 93–yard drive resulting in a five–yard scoring toss to WR Jerry Rice to trim the Cowboys lead to 24–20. It didn't take long for Dallas to respond. On a first and 10 from their own 21, Aikman hit WR Alvin Harper on a crossing pattern that Harper turned into a 70–yard completion. Three plays later Aikman hit WR Kelvin Martin for a six–yard touchdown to secure the win. Rice had an outstanding day receiving, finishing with eight catches for 123 yards and one touchdown. Young completed 25–of–35 passes for 313 yards and one touchdown. CB Eric Davis had six tackles to lead the 49ers defense. DT Ted Washington and DE Kevin Fagan had two sacks each.

| | | | | | | |
|---|---|---|---|---|---|---|
| **Cowboys** | 3 | 7 | 7 | 13 | – | 30 |
| **49ers** | 7 | 3 | 3 | 7 | – | 20 |

Cowboys— Elliott 20 FG
49ers— Young 1 run (Cofer kick)
Cowboys— Smith 4 run (Elliott kick)
49ers— Cofer 28 FG
Cowboys— Johnston 3 run (Elliott kick)
49ers— Cofer 42 FG
Cowboys— Smith 16 pass from Aikman (Elliott kick)
49ers— Rice 5 pass from Young (Cofer kick)
Cowboys— Martin 6 pass from Aikman (kick blocked)

## 1993

**49ers 44, New York Giants 3**
**NFC Divisional Playoff**
**January 15 at Candlestick Park**
**(San Francisco, CA)**

It was a wattered down 49ers attack at Candlestick Park as RB Ricky Watters established an NFL single–game playoff record with five rushing touchdowns in the 44–3 win over the visting New York Giants. Watters scored on runs of one, one, two, six and two yards as he compiled 118 rushing yards on 24 carries. He also caught a team–high five passes for 46 yards from QB Steve Young, who finished the day completing 17–of–22 passes for 226 yards in the victory. The 49ers defense stepped up their play in the win as well. New York was held to 194 total yards, with only 41 yards rushing. DT Dana Stubblefield had two sacks and LB Bill Romanowski added a team–high five tackles. The game was marked by several milestone events: Attendance of 67,143 set a 49ers and Candlestick Park record (since broken), 44 points are most scored by 49ers in an NFC Playoff Game, Watters sets NFL single–game record for postseason rushing touchdowns (5), postseason touchdowns (5) and points scored (30).

| | | | | | | |
|---|---|---|---|---|---|---|
| **Giants** | 0 | 3 | 0 | 0 | – | 3 |
| **49ers** | 9 | 14 | 14 | 7 | – | 44 |

49ers— Watters 1 run (kick failed)
49ers— Cofer 29 FG
49ers— Watters 1 run (Cofer kick)
49ers— Watters 2 run (Cofer kick)
Giants— Treadwell 25 FG
49ers— Watters 6 run (Cofer kick)
49ers— Watters 2 run (Cofer kick)
49ers— Logan 2 run (Cofer kick)

**Dallas Cowboys 38, 49ers 21**
**NFC Championship**
**January 23 at Texas Stadium**
**(Irving, TX)**

The Cowboys broke a 7–7 tie by scoring 21 unanswered points in the second quarter and that proved to be the difference in their 38–21 win over the visiting 49ers. The game was played before 64,902 at Texas Stadium. The Cowboys opened the scoring on a five–yard touchdown run by RB Emmit Smith at 8:14 of the first quarter. San Francisco responded with a seven–yard touchdown reception by FB Tom Rathman from QB Steve Young early in the second quarter to tie the score. That would be as close as the 49ers would get, as Dallas answered with a 21–point outburst in the final 10 minutes of the second quarter to take a 28–7 halftime lead. San Francisco scored its second touchdown of the game at the 5:47 mark of the third quarter. RB Ricky Watters capped a six–play, 43–yard drive with a four–yard scamper into the end zone. Dallas sealed the game by scoring 10 consecutive points on a 42–yard touchdown reception by WR Alvin Harper from reserve QB Bernie Kosar and adding a 50–yard field goal from K Eddie Murray. The 49ers would add another touchdown on a one–yard plunge by Young, capping a 17–play, 94–yard drive. San Francisco was paced offensively by Young, who completed 27–of–45 passes for 287 yards and one touchdown.

| | | | | | | |
|---|---|---|---|---|---|---|
| **49ers** | 0 | 7 | 7 | 7 | – | 21 |
| **Cowboys** | 7 | 21 | 7 | 3 | – | 38 |

Cowboys— Smith 5 run (Murray kick)
49ers— Rathman 7 pass from Young (Cofer kick)
Cowboys— Johnston 4 run (Murray kick)
Cowboys— Smith 11 pass from Aikman (Murray kick)
Cowboys— Novacek 19 pass from Aikman (Murray kick)
49ers— Watters 4 run (Cofer kick)
Cowboys— Harper 42 pass from Kosar (Murray kick)
Cowboys— Murray 50 FG
49ers— Young 1 run (Cofer kick)

## 1994

**49ers 44, Chicago Bears 15**
**NFC Divisional Playoff**
**January 7 at Candlestick Park**
**(San Francisco, CA)**

FB William Floyd rushed for three touchdowns and the 49ers defense held Chicago to just 247 yards in a 44–15 rout of the Bears. Floyd's three scores established him as the first rookie to hit paydirt three times in an NFL playoff game. The Bears actually took an early 3–0 lead on a 39–yard field goal by K Kevin Butler. The Niners bounced back, however, lighting up the scoreboard for 37 unanswered points to put the game away. San Francisco's first points were the result of a 13–play, 68–yard drive that ended with a two–yard run by Floyd. CB Eric Davis then intercepted QB Steve Walsh on the Bears next possession and moments later, QB Steve Young connected with TE Brent Jones for an eight–yard scoring play. The Niners continued to roll in the second quarter, increasing the lead to 30–3 at the half on touchdown runs by Floyd and Young, sandwiched around a K Doug Brien field goal. Floyd's third touchdown of the game midway through the third quarter increased the lead to 37–3 and completed the afternoon's work for many of the San Francisco starters. LB Gary Plummer led a spirited defensive effort, tying the 49ers single–game postseason record with 13 tackles. The 49ers defense also sacked Chicago quarterbacks four times, led by DE Tim Harris' two.

| | | | | | | |
|---|---|---|---|---|---|---|
| **49ers** | 7 | 23 | 7 | 7 | – | 44 |
| **Bears** | 3 | 0 | 0 | 12 | – | 15 |

Bears— Butler 39 FG
49ers— Floyd 2 run (Brien kick)
49ers— Jones 8 pass from Young (kick failed)
49ers— Floyd 4 run (Brien kick)
49ers— Brien 36 FG
49ers— Young 6 run (Brien kick)
49ers— Floyd 1 run (Brien kick)
Bears— Flanigan 2 pass from Kramer (pass failed)
49ers— Walker 1 run (Brien kick)
Bears— Tillman 1 run (pass failed)

**49ers 38, Dallas Cowboys 28**
**NFC Championship**
**January 15 at Candlestick Park**
**(San Francisco, CA)**

CB Eric Davis returned an interception 44 yards for a touchdown and forced a fumble that San Francisco converted into another touchdown. Those plays set the stage for a defensive effort that produced five takeaways in San Francisco's 38–28 NFC Championship Game win over the Dallas Cowboys. The game was played before a Candlestick Park–record 69,143 (since broken). On the third play of the game, Davis, playing a disguised zone coverage, stepped in front of a QB Troy Aikman pass and sprinted to the end zone. Three plays later, he stripped the ball from WR Michael Irvin and S Tim McDonald recovered. Five plays later, QB Steve Young hit FB Ricky Watters in the flat on a play that produced a 29–yard touchdown and a 14–0 lead. The ensuing kickoff saw 49ers RB Adam Walker jar the ball loose from Dallas returner Kevin Williams and K Doug Brien recovered the fumble. It took seven plays before FB William Floyd plunged in from the one to make it 21–0 with 7:33 remaining in the first quarter. Dallas began its comeback on the next series. Facing third and 23 from the San Francisco 44, Aikman hit Irvin for a touchdown that cut the score to 21–7. Following a Brien field goal of 34 yards, RB Emmitt Smith capped a 63–yard drive with a four–yard run that narrowed the gap to 24–14. The crucial point in the game came seconds before the first half expired. With eight seconds remaining, Young found WR Jerry Rice for a 28–yard score, giving the 49ers a 31–14 lead heading into the locker room. The teams traded touchdowns in the second half with the 49ers holding off a strong Dallas charge in the fourth quarter. Young completed 13–of–29 passes for 155 yards and two touchdowns. He also rushed for 47 yards and another score. Watters led the ground game, compiling 72 yards, while TE Brent Jones and Floyd each had three receptions. Defensively, LB Ken Norton Jr. paced the squad with 10 tackles, while Davis and McDonald added seven. Davis also had two interceptions and a forced fumble. CB Deion Sanders had an interception, along with five passes defensed, while DT Rhett Hall and DE Tim Harris each had two sacks.

| | | | | | | |
|---|---|---|---|---|---|---|
| **49ers** | 21 | 10 | 7 | 0 | – | 38 |
| **Cowboys** | 7 | 7 | 7 | 7 | – | 28 |

49ers— Davis 44 interception return (Brien kick)
49ers— Watters 29 pass from Young (Brien kick)
49ers— Floyd 1 run (Brien kick)
Cowboys— Irvin 44 pass from Aikman (Boniol kick)
49ers— Brien 34 FG
Cowboys— Smith 4 run (Boniol kick)
49ers— Rice 28 pass from Young (Brien kick)
Cowboys— Smith 1 run (Boniol kick)
49ers— Young 3 run (Brien kick)
Cowboys— Irvin 10 pass from Aikman (Boniol kick)

**49ers 49, San Diego Chargers 26**
**Super Bowl XXIX**
**January 29 at Joe Robbie Stadium**
**(Miami, FL)**

QB Steve Young set a Super Bowl record with six touchdown passes and WR Jerry Rice hauled in three scoring passes for the second time in his career in the world championship game. The 49ers stars led an offensive explosion that carried the team to a 49–26 win over San Diego. San Francisco wasted little time getting on the scoreboard as it took just three plays following the game's opening kickoff to crack the Chargers end zone. Following a FB William Floyd four–yard run and an 11–yard pass from Young to WR John Taylor, Young connected with Rice streaking down the middle of the field for a 44–yard scoring strike. Following a San Diego punt, San Francisco was back in the end zone again after only three plays as Young, once again, challenged the middle of the Chargers defense, this time with a pass to RB Ricky Watters, which netted a 51–yard score. The Chargers made things close for awhile, however, putting together a 13–play, 78–yard drive that concluded with a RB Natrone Means one–yard touchdown plunge to make it 14–7 after one quarter of play. The 49ers began to break the game open in the second quarter. They followed the San Diego touchdown with a 70–yard drive that culminated with a five–yard scoring pass from Young to Floyd. Two possessions later, following a partially blocked punt by RB Adam Walker, the Niners drove 49 yards for another score on an eight–yard toss from Young to Watters. K John Carney's 31–yard field goal with less than two minutes remaining in the half closed the margin at intermission to 28–10. The Niners put the game away in the third quarter, running the lead to 42–10 on a pair of long drives that ended with Watters' third score of the evening, a nine–yard blast up the middle, and a 15–yard pass from Young to Rice. Rice caught his third touchdown of the night on a seven–yard toss from Young in the fourth quarter, enabling Young to break QB Joe Montana's record of five Super Bowl touchdown passes. Young was named the game's Most Valuable Player, while Rice turned in the second best receiving performance in Super Bowl history with 10 catches for 149 yards, while tying his own record with three scoring receptions.

| | | | | | | |
|---|---|---|---|---|---|---|
| **Chargers** | 7 | 3 | 8 | 8 | – | 26 |
| **49ers** | 14 | 14 | 14 | 7 | – | 49 |

49ers— Rice 44 pass from Young (Brien kick)
49ers— Watters 51 pass from Young (Brien kick)
Chargers— Means 1 run (Carney kick)
49ers— Floyd 5 pass from Young (Brien kick)
49ers— Watters 8 pass from Young (Brien kick)
Chargers— Carney 31 FG
49ers— Watters 9 run (Brien kick)
49ers— Rice 15 pass from Young (Brien kick)
Chargers— Coleman 98 KO return (Humphries to Seay pass)
49ers— Rice 7 pass from Young (Brien kick)
Chargers— Martin 30 pass from Humphries (Humphries to Pupunu pass)

## 1995

**Green Bay Packers 27, 49ers 17**
**NFC Divisional Playoff**
**January 6 at 3Com Park**
**(San Francisco, CA)**

Aided by a swarming defense that caused four turnovers, the Green Bay Packers defeated the 49ers 27–17 at 3Com Park. A record crowd of 69,311 saw the Packers advance to the NFC Championship Game, while the 49ers one–year reign as world champions ended with an overall record of 11–6. Green Bay took its opening drive and marched to the San Francisco 26 before settling for a field goal attempt. However, K Chris Jacke's 44–yard attempt was blocked by S Tim McDonald and the 49ers took over at their 34. On the first play from scrimmage, QB Steve Young hit FB Adam Walker in the flat, but LB Wayne Simmons jarred the ball loose and CB Craig Newsome returned the fumble 31 yards for the touchdown. Green Bay also scored on its next two possessions, a three–yard pass from QB Brett Favre to TE Keith Jackson and a 13–yard toss from Favre to TE Mark Chmura. San Francisco scored its first points of the game late in the half when K Jeff Wilkins nailed a 21–yard field goal with two minutes remaining. The 49ers took their first possession of the third quarter and marched 80 yards for a touchdown, when Young plunged in from the one, cutting the deficit to 21–10. On the 14–play drive, Young was 9–of–10 and ran the ball twice. Again, the Packers responded to the challenge, using a pair of Jacke field goals (27 yards in the third quarter, 26 yards in the fourth quarter), and boosted Green Bay's lead to 27–10. San Francisco's final score of the season came on a two–yard plunge by RB Derek Loville with 50 seconds remaining in the game. Young completed 32 passes in an NFL postseason record 65 attempts, for 328 yards and two interceptions. He also led the 49ers in rushing, gaining 77 yards in nine attempts, including a 40–yard sprint after he was flushed from the pocket. WR Jerry Rice led the receivers with 11 catches for 117 yards, while TE Brent Jones gained 112 yards on eight receptions. Defensively, DT Dana Stubblefield recorded a team–high 10 tackles and a sack for a loss of five yards, while LB Ken Norton Jr. added nine tackles.

| | | | | | | |
|---|---|---|---|---|---|---|
| **Packers** | 14 | 7 | 3 | 3 | – | 27 |
| **49ers** | 0 | 3 | 7 | 7 | – | 17 |

Packers— Newsome 31 fumble return (Jacke kick)
Packers— Jackson 3 pass from Favre (Jacke kick)
Packers— Chmura 13 pass from Favre (Jacke kick)
49ers— Wilkins 21 FG
49ers— Young 1 run (Wilkins kick)
Packers— Jacke 27 FG
Packers— Jacke 26 FG
49ers— Loville 2 run (Wilkins kick)

## 1996

**49ers 14, Philadelphia Eagles 0**
**NFC Wild Card**
**December 29 at 3Com Park**
**(San Francisco, CA)**

On a wet and windy Sunday at 3Com Park, San Francisco opened its 1996 postseason by defeating the Philadelphia Eagles 14–0 in the NFC Wild Card Game. Led by their marquee players QB Steve Young and WR Jerry Rice on offense, and a defense that recorded the team's first postseason shutout since the 1984 NFC Championship Game, the 49ers advanced to the NFC Divisional Playoff round. Following a scoreless first quarter, Young led the offense on a 10–play, 74–yard drive that concluded with the Pro Bowl quarterback scoring on a gutty nine–yard run off a quarterback draw. On that play Young broke four tackles while fighting his way to paydirt. Twice in the second quarter the Eagles mounted long drives only to be denied just short of the endzone by Niners interceptions. Philadelphia's first trip ended with CB Marquez Pope intercepting a QB Ty Detmer pass on San Francisco's seven–yard line. Late in the quarter the Eagles marched 59 yards on 10 plays moving to the 49ers five–yard line. Facing third and four, Detmer's attempt to WR Chris T. Jones was picked off by DE Roy Barker, who had dropped off into zone–blitz coverage. The only scoring in the second half occurred on the Niners second possession of the third quarter. On that drive, Rice made a spectacular one–handed catch that resulted in a 36–yard gain. He scored on a three–yard pass from Young on the next play from scrimmage. Young finished as the game's leading rusher with 65 yards, while also completing 14–of–21 tosses for 161 yards. Rice had four catches for 50 yards and his 19th career postseason touchdown (17th receiving). RB Terry Kirby added 43 yards rushing. The Niners defense, which held Eagles RB Ricky Watters to 57 rushing yards, was led by LB Ken Norton Jr.'s team postseason–record 12 solo tackles. DT Bryant Young registered two sacks and LB Lee Woodall added a sack among his six total stops.

| | | | | | | |
|---|---|---|---|---|---|---|
| **49ers** | 0 | 7 | 7 | 0 | – | 14 |
| **Eagles** | 0 | 0 | 0 | 0 | – | 0 |

49ers— Young 9 run (Wilkins kick)
49ers— Rice 3 pass from Young (Wilkins kick)

**Green Bay Packers 35, 49ers 14**
**NFC Divisional Playoff**
**January 4 at Lambeau Field**
**(Green Bay, WI)**

Missed opportunities, including a total of five turnovers, spelled defeat for the San Francisco 49ers in their NFC Divisional Playoff Game with the Green Bay Packers. Played before a record Lambeau Field crowd of 60,787, the 49ers fell 35–14 in a game that featured 34–degree weather (with a wind chill of nine–degrees) and driving rain. It didn't take long for the Packers to take a lead. After forcing San Francisco to punt on its first series, WR Desmond Howard took P Tommy Thompson's punt, split the coverage down the middle of the field and raced for a 71–yard touchdown. Then, with seven minutes remaining in the opening stanza, Howard struck again. He returned a punt 46 yards to the San Francisco seven, and two plays later, QB Brett Favre threw a four–yard scoring pass to WR Andre Rison to make it 14–0. San Francisco then mounted a comeback in the second quarter. Trailing 21–0, the tide began to turn when 49ers special teams standout Curtis Buckley recovered a muffed punt at the Green Bay 26. Moments later, QB Elvis Grbac, replacing the injured QB Steve Young (ribs), hit RB Terry Kirby with an eight–yard pass, cutting the deficit to 21–7 at the half. On the opening kickoff of the third quarter, San Francisco CB Steve Israel recovered a loose ball on the Packers four, setting the stage for Grbac's scamper into the end zone. The 49ers fate was sealed, however, on the ensuing Packers drive. Marching 72 yards in 12 plays (10 of which were runs), Green Bay scored when FB Edgar Bennett fumbled before crossing the goal line; but before the 49ers defenders could react, WR Antonio Freeman fell on the loose ball, giving the hosts a 28–14 advantage. Bennett scored on an 11–yard run, and two more fumbles in the fourth quarter snuffed out any hope the 49ers had in getting back into the game. Young played the first nine plays at quarterback before giving way to Grbac late in the first quarter. Grbac completed 19–of–36 passes for 125 yards with one touchdown and three interceptions and led the team in rushing with 32 yards. Backfield mates Kirby and RB William Floyd had six receptions each, while WR Jerry Rice had a team–high 36 yards receiving. Defensively, LB Ken Norton Jr. posted eight tackles and LB Gary Plummer added seven. All–Pro DT Bryant Young left the game late in the first quarter because of a neck injury. He was taken to the hospital for tests, which were negative.

| | | | | | | |
|---|---|---|---|---|---|---|
| **49ers** | 0 | 7 | 7 | 0 | – | 14 |
| **Packers** | 14 | 7 | 7 | 7 | – | 35 |

Packers— Howard 71 punt return (Jacke kick)
Packers— Rison 4 pass from Favre (Jacke kick)
Packers— Bennet 2 run (Jacke kick)
49ers— Kirby 8 pass from Grbac (Wilkins kick)
49ers— Grbac 4 run (Wilkins kick)
Packers— Freeman fumble recovery (Jacke kick)
Packers— Bennett 11 run (Jacke kick)

## 1997

**49ers 38, Minnesota Vikings 22**
**NFC Divisional Playoff**
**January 3 at 3Com Park**
**(San Francisco, CA)**

RB Terry Kirby rushed for a career–high 120 yards and scored two touchdowns, leading the San Francisco 49ers to a 38–22 victory over the Minnesota Vikings in the NFC Divisional Playoffs at 3Com Park. In addition to Kirby's heroics, QB Steve Young completed 21–of–30 passes for 224 yards and a touchdown, WR J.J. Stokes had 101 yards receiving and LB Ken Norton Jr. returned an interception 23 yards for a touchdown. San Francisco's first score came compliments of a Minnesota special teams miscue. P Mitch Berger's punt sailed off the side of his foot and into the crowd after going only 12 yards. The 49ers took over on the Vikings 26, and four plays later, FB William Floyd scored from the one and the 49ers led 7–0. Less than a minute later, the visitors tied the game on a 66–yard scoring pass from QB Randall Cunningham to WR Cris Carter. In the second quarter, the 49ers again took advantage of a poor kick by Berger — this time a punt of 29 yards — to take a 14–7 lead. Moving 61 yards in only four plays, and aided by three Minnesota penalties, Kirby scored the first of his two touchdowns on a one–yard plunge. The game–breaker occurred two plays later when the San Francisco defense flushed Cunningham out of the pocket and forced him to throw a pass over an onrushing DE Roy Barker and into the hands of Norton, who ran untouched into the end zone. In the third quarter, K Gary Anderson connected on a 34–yard field goal to build the lead to 24–7, but Cunningham and Carter hooked up again for a score, closing the gap to 24–14. On the ensuing series, the 49ers marched 75 yards in seven plays, highlighted by two Kirby runs of 22 and 14 yards. Young then hit WR Terrell Owens with one of the prettiest touchdowns of the year, as the second–year receiver shook off a defender then dove into the end zone for the score. Kirby finished the scoring in the fourth quarter with another one–yard run. CB Tyronne Drakeford had six tackles and a pair of passes defensed to pace the defense. Barker also recorded San Francisco's only sack of the game.

| | | | | | | |
|---|---|---|---|---|---|---|
| **Vikings** | 7 | 0 | 7 | 8 | – | 22 |
| **49ers** | 7 | 14 | 10 | 7 | – | 38 |

49ers— Floyd 1 run (Anderson kick)
Vikings— Carter 66 pass from Cunningham (Murray kick)
49ers— Kirby 1 run (Anderson kick)
49ers— Norton 23 interception (Anderson kick)
49ers— Anderson 34 FG
Vikings— Carter 3 pass from Cunningham (Murray kick)
49ers— Owens 15 pass from Young (Anderson kick)
49ers— Kirby 1 run (Anderson kick)
Vikings— Hatchette 13 pass from Cunningham (Cunningham to Walsh pass)

**Green Bay Packers 23, 49ers 10**
**NFC Championship**
**January 11 at 3Com Park**
**(San Francisco, CA)**

RB Dorsey Levens rushed for 114 yards and WR Antonio Freeman caught four passes for 104 yards and a touchdown to lead visiting Green Bay to a 23–10 win in the NFC Championship Game. The game was played before 68,987 under windy and rainy conditions at 3Com Park. The Packers opened the scoring late in the first quarter. After San Francisco punted on its first series, QB Brett Favre led Green Bay on a 10–play, 76–yard drive that resulted in a K Ryan Longwell 19–yard field goal. Favre completed three–of–four passes for 37 yards in the series. Green Bay continued its scoring in the second quarter. S Eugene Robinson intercepted a QB Steve Young pass and returned it 58 yards to the San Francisco 28. Two plays later, Favre threw a 27–yard scoring pass to Freeman to make the score 10–0. San Francisco then broke the drought with a scoring drive beginning with 4:23 remaining in the second quarter. Following a missed field goal by Longwell, the 49ers took possession at their own 38. A pair of Young completions for 32 yards had the Niners in Packers territory, but two holding penalties brought the ball back to the original line of scrimmage. On a key third down with 26 yards to go, Young completed a 48–yard pass to WR Terrell Owens to the Packers 10–yard line. The drive resulted in a 28–yard field goal by K Gary Anderson. Green Bay answered on its next possession. Freeman returned the kickoff 18 yards to the Packers 27. Two plays later, Favre hit Freeman for a 40–yard completion to the San Francisco 25. Longwell connected on a 43–yard field goal to make the halftime score 13–3. After a scoreless third quarter, Green Bay extended its lead to 16–3 on a 25–yard field goal by Longwell. The Packers added seven more after a five–yard touchdown run by Levens to make the score 23–3. San Francisco closed out the game by scoring on the ensuing kickoff. Chuck Levy returned Longwell's kick 95 yards for a touchdown. Levy's return was the second longest postseason return for San Francisco, trailing the 97–yard touchdown return by Vic Washington vs. Dallas in 1972. Young completed 23–of–38 passes for 250 yards and one interception. RB Terry Kirby ran for a team–high 21 yards on six carries. WR J.J. Stokes caught six passes for 87 yards, including a long of 43. Defensively, San Francisco was led by S Merton Hanks with eight tackles. LB Ken Norton Jr., LB Lee Woodall, LB Gary Plummer and S Tim McDonald had seven tackles each.

| | | | | | | |
|---|---|---|---|---|---|---|
| **Packers** | 3 | 10 | 0 | 10 | – | 23 |
| **49ers** | 0 | 3 | 0 | 7 | – | 10 |

Packers— Longwell 19 FG
Packers— Freeman 27 pass from Favre (Longwell kick)
49ers— Anderson 28 FG
Packers— Longwell 43 FG
Packers— Longwell 25 FG
Packers— Levens 5 run (Longwell kick)
49ers— Levy 95 kickoff return (Anderson kick)

# 1998

**49ers 30, Green Bay Packers 27**
**NFC Wild Card**
**January 3 at 3Com Park**
**(San Francisco, CA)**

QB Steve Young threw three touchdown passes, including a 25–yard strike to WR Terrell Owens with three seconds remaining, as San Francisco edged Green Bay, 30–27. On a crystal clear day in the Bay Area, it was the Packers who opened the scoring on a 23–yard field goal from K Ryan Longwell midway through the first quarter. San Francisco answered with help from a big play on defense. S Merton Hanks forced a fumble by RB Dorsey Levens and the ball was recovered by DE Chris Doleman at the Green Bay 19–yard line. Three plays later Young connected with TE Greg Clark from one yard out for the touchdown and a 7–3 lead. Just four seconds into the second quarter, the Packers regained the lead on a two–yard scoring toss from QB Brett Favre to WR Antonio Freeman. San Francisco tied the score on the first of three K Wade Richey field goals, this one from 34 yards out with 6:53 remaining in the half. The Packers surged back ahead with 36 seconds remaining when Levens bowled into the end zone from two yards out to take a 17–10 halftime lead. The third quarter opened with Favre being pressured into an errant pass that was intercepted by LB Lee Woodall. Five plays later, the score was tied for a third time when Young hit Clark from eight yards out for the score. The 49ers reclaimed the lead midway through the quarter on a team postseason record and career–long 48–yard field goal from Richey. In a game that saw five lead changes and three ties, the fourth quarter became particularly dramatic. Longwell answered Richey's 48–yard kick with a 37–yard effort of his own to tie the game at 20–20 at the beginning of the fourth. On the ensuing possession, San Francisco marched 51 yards in 10 plays and capped the drive with a 40–yard field goal by Richey to reclaim the lead at 23–20. With 4:19 remaining in the game, Green Bay took over at its own 11–yard line. From there, Favre would lead his team on a nine–play, 89–yard scoring drive. The drive was capped when Favre hit Freeman from 15 yards out for the touchdown and a 27–23 lead with 1:56 remaining in the game. The Packers touchdown set up one of the most memorable sequences in 49ers history. San Francisco took possession at its own 24–yard line with 1:50 remaining and three timeouts to its credit. On the final play, Young dropped back, stumbled and threw a 25–yard touchdown strike to Owens who was sandwiched in the end zone by S Pat Terrell and S Darren Sharper.

| | | | | | | |
|---|---|---|---|---|---|---|
| **Packers** | 3 | 14 | 0 | 10 | – | 27 |
| **49ers** | 7 | 3 | 10 | 10 | – | 30 |

Packers— Longwell 23 FG
49ers— Clark 1 pass from Young (Richey kick)
Packers— Freeman 2 pass from Favre (Longwell kick)
49ers— Richey 34 FG
Packers— Levens 2 run (Longwell kick)
49ers— Clark 8 pass from Young (Richey kick)
49ers— Richey 48 FG
Packers— Longwell 37 FG
49ers— Richey 40 FG
Packers— Freeman 15 pass from Favre (Longwell kick)
49ers— Owens 25 pass from Young (Richey kick)

**Atlanta Falcons 20, 49ers 18**
**NFC Divisional Playoff**
**January 9 at Georgia Dome**
**(Atlanta, GA)**

With San Francisco's NFL–leading run game a mere shell of itself, the Atlanta Falcons forced three turnovers and held off the 49ers, 20–18, in the NFC Divisional Playoff at the Georgia Dome. San Francisco's hope of controlling the game on the ground came to a screeching halt on the first play of the game when RB Garrison Hearst fractured the tibia in his left leg on an inside run that had gained seven yards. With Hearst out and RB Terry Kirby hobbled with a bruised leg, the 49ers managed just 46 yards on the ground. Atlanta's rushing attack flourished in the first half thanks to the power running of RB Jamal Anderson, who scored on a two–yard run in the first quarter to give the Falcons a 7–0 lead. Atlanta increased its lead to 14–0 when Anderson finished off a 34–yard run with a spread eagle dive into the end zone with 3:12 left in the second quarter. The touchdown run capped a seven–play, 82–yard drive. San Francisco snatched the momentum from the Falcons by putting together a pair of scoring drives just before the half. The 49ers answered Atlanta's second touchdown march with a nine–play, 80–yard drive that concluded with the familiar end zone combination of QB Steve Young to WR Jerry Rice from 17 yards out. It was Rice's 20th career postseason touchdown. With just under one minute to play in the first half, DE Charles Haley chased QB Chris Chandler and deflected his pass into the waiting arms of DT Junior Bryant, who returned it four yards to the Atlanta 36–yard line. K Wade Richey made it a 14–10 game at the half with a 36–yard field goal as time expired. The 49ers carried that momentum into the third quarter, nearly tripling Atlanta's offensive output in the second half (187 yards to 68). But turnovers did not allow them to complete the comeback. The Falcons thwarted two drives with a pair of interceptions, including one by S Eugene Robinson that was returned 77 yards to set up a K Morten Andersen 29–yard field goal. Leading 17–10, Andersen added another 32–yard field goal to give the Falcons a 10–point edge with 10:33 remaining. San Francisco responded to Atlanta's three pointer with a 13–play, 87–yard drive that Young finished himself with an eight–yard touchdown run. A two–point pass from QB Ty Detmer to TE Greg Clark made it 20–18 with 2:57 left. After Atlanta used up 2:19 of the clock, the 49ers got the ball back at their own four–yard line but were only able to move to the 26 before Young's hail mary attempt was intercepted as time expired. After rushing for 83 yards on 13 carries in the first half, Anderson was limited to 30 yards on 16 carries in the second half by San Francisco's defense. LB Winfred Tubbs made a game–high 10 tackles, while DE Chris Doleman made six stops and one sack.

| | | | | | | |
|---|---|---|---|---|---|---|
| **49ers** | 0 | 10 | 0 | 8 | – | 18 |
| **Falcons** | 7 | 7 | 3 | 3 | – | 20 |

Falcons— Anderson 2 run (Andersen kick)
Falcons— Anderson 34 run (Andersen kick)
49ers— Rice 17 pass from Young (Richey kick)
49ers— Richey 36 FG
Falcons— Andersen 29 FG
Falcons— Andersen 32 FG
49ers— Young 8 run (Detmer to Clark pass)

## 2001

**Green Bay Packers 25, 49ers 15**
**NFC Wild Card**
**January 13 at Lambeau Field**
**(Green Bay, WI)**

In their first postseason appearance since 1998, the 49ers dropped a hard–fought 25–15 decision to the Green Bay Packers in the NFC Wild Card Game at Lambeau Field. With a game–time temperature of 28 degrees, the 49ers won the opening coin toss and elected to receive. The two teams traded punts until Green Bay marched 40 yards in seven plays to score the first points of the game when QB Brett Favre hooked up with WR Antonio Freeman on a five–yard touchdown pass. DT Dana Stubblefield blocked the extra point to keep the score 6–0. After another 49ers punt, the Packers began their third possession of the game from their own 19–yard line. On the second play from scrimmage, Favre was intercepted by CB Ahmed Plummer, who returned it to the Green Bay 22. San Francisco K Jose Cortez had his 34–yard field goal attempt blocked and the score remained 6–0. After the Packers were forced to punt, San Francisco took possession at its own 14 with 7:06 remaining in the half. QB Jeff Garcia went 6–of–9 for 61 yards and RB Garrison Hearst had a two–yard touchdown plunge with 15 seconds remaining in the half, to cap off a 15–play, 86–yard drive. After a Cortez extra point, the 49ers went in with a 7–6 halftime lead. On their first possession of the second half, the Packers moved the ball down to the San Francisco eight–yard line where K Ryan Longwell nailed a 26–yard field goal for the 9–7 lead. After the 49ers couldn't get anything going on offense, they punted back to Green Bay. It took only four plays for the Packers to take advantage with a 19–yard touchdown pass from Favre to TE Bubba Franks. The two–point conversion failed and the score remained 15–7. Two series later, the 49ers marched 61 yards in six plays, culminating with Garcia hitting WR Tai Streets on a 14–yard touchdown strike and again on the two–point conversion to tie the score at 15. The Packers answered on their next possession with a 10–play, 45–yard drive as Longwell connected on a 45–yard field goal to push the score to 18–15. With 5:03 remaining in the game, the 49ers had moved the ball down to the Green Bay 41, when Garcia's pass intended for WR Terrell Owens was tipped by CB Mike McKenzie into the hands of CB Tyrone Williams at the Green Bay seven–yard line. Favre led the Packers on an eight–play, 93–yard drive ending with an RB Ahman Green nine–yard touchdown run and the 25–15 lead. RB Paul Smith took the ensuing kickoff on the 13–yard line and ran it back 16 yards before being hit by WR Cory Bradford and fumbling. The Packers recovered the fumble and ran out the clock for the 25–15 victory.

| | | | | | | |
|---|---|---|---|---|---|---|
| **49ers** | 0 | 7 | 0 | 8 | – | 15 |
| **Packers** | 6 | 0 | 9 | 10 | – | 25 |

Packers— Freeman 5 pass from Favre (kick blocked)
49ers— Hearst 2 run (Cortez kick)
Packers— Longwell 26 FG
Packers— Franks 19 pass from Favre (pass failed)
49ers— Streets 14 pass from Garcia (Garcia to Streets pass)
Packers— Longwell 45 FG
Packers— Green 9 run (Longwell kick)

## 2002

**49ers 39, New York Giants 38**
**NFC Wild Card**
**January 5 at 3Com Park**
**(San Francisco, CA)**

Buried in a 24–point playoff hole, the 49ers exploded to record the second largest comeback in postseason history with a dramatic 39–38 victory over the New York Giants in the NFC Wild Card Game. The 49ers trailed 38–14 with four minutes left in the third quarter, but scored 25 straight points on two touchdown passes and a scoring run by QB Jeff Garcia, as well as two, two–point conversion catches by WR Terrell Owens. The game ended just as exciting. After Garcia drove his team 68 yards in just over two minutes for the winning score, QB Kerry Collins got New York to the San Francisco 28 with six seconds left. LS Trey Junkin, signed earlier in the week, made a low snap that P Matt Allen couldn't handle. Allen then threw a desperate pass that fell incomplete. The 49ers rally was the biggest in NFC playoff history. Garcia finished the day 27–of–44 for 331 yards and three touchdowns. He rushed for 60 yards, including a 14–yard score on the first play of the fourth quarter. Two of Garcia's touchdown throws went to Owens, who had nine catches for 177 yards. Collins was 29–of–43 for 342 yards and four touchdowns, and expertly guided New York to a lead that seemed insurmountable. WR Amani Toomer caught eight passes for 136 yards and three touchdowns and RB Tiki Barber added 115 yards rushing and 62 yards receiving. San Francisco rallied with purpose and poise. Owens caught a 26–yard touchdown pass late in the third quarter to start the rally and made big catches on every drive—right up to the final minutes, when Garcia found WR Tai Streets for the winning score. After Owens caught a 26–yard touchdown pass and a two–point conversion with 2:03 left in the third, Garcia rushed for a 14–yard score and threw another conversion pass to Owens five seconds into the fourth quarter. K Jeff Chandler added a 25–yard field goal with 7:49 left. Collins responded and drove New York 38 yards, but Bryant – kicking out of a poor hold thanks to a poor snap by Junkin—missed a 42–yard field goal with 3:01 left. Garcia took over, converting two straight third downs for the NFL leaders in that category. TE Eric Johnson caught a 25–yard pass to the New York 25 and Garcia scrambled 12 yards to set up his winning pass to Streets.

| | | | | | | |
|---|---|---|---|---|---|---|
| **Giants** | 7 | 21 | 10 | 0 | – | 38 |
| **49ers** | 7 | 7 | 8 | 17 | – | 39 |

49ers— Owens 76 pass from Garcia (Chandler kick)
Giants— Toomer 12 pass from Collins (Bryant kick)
Giants— Shockey 2 pass from Collins (Bryant kick)
49ers— Barlow 1 run (Chandler kick)
Giants— Toomer 8 pass from Collins (Bryant kick)
Giants— Toomer 24 pass from Collins (Bryant kick)
Giants— Barber 6 run (Bryant kick)
Giants— Bryant 21 FG
49ers— Owens 26 pass from Garcia (Garcia to Owens pass)
49ers— Garcia 14 run (Garcia to Owens pass)
49ers— Chandler 25 FG
49ers— Streets 13 pass from Garcia (pass failed)

**Tampa Bay Buccaneers 31, 49ers 6**
**NFC Divisional Playoff**
**January 12 at Raymond James Stadium**
**(Tampa, FL)**

San Francisco's Super Bowl hopes ended with a 31–6 loss against the Tampa Bay Buccaneers in the NFC Divisional Playoff Game on the road at Raymond James Stadium. The 49ers trailed 28–6 heading into halftime and although the defense held Tampa Bay to only three points in the second half, San Francisco was held scoreless en route to the Buccaneers victory. Tampa Bay started the scoring with a two–yard touchdown run by FB Mike Alstott on a 12–play, 74–yard drive. San Francisco answered with a 12–play, 63–yard drive capped by a 24–yard field goal by K Jeff Chandler. The highlight of the drive was a 30–yard pitch and catch by WR Tai Streets from QB Jeff Garcia. Tampa Bay exploded for 21 points in the second quarter, highlighted by two touchdown passes by QB Brad Johnson. Johnson connected on a 20–yard pass to WR Joe Jurevicius and a 12–yard pass to TE Rickey Dudley. In between the two scores, Chandler kicked his second field goal of the game for San Francisco, this time from 40 yards out. Alstott added another two–yard touchdown run to end the first half and K Martin Gramatica added a 19–yard field goal to close the scoring for both teams. LB Derek Smith led San Francisco with a game–high 14 tackles. LB Julian Peterson and LB Jeff Ulbrich added 11 tackles apiece. CB Rashad Holman led a banged up secondary with one interception. The unit was minus starting CB Jason Webster, who was inactive with an ankle injury. CB Ahmed Plummer left the game when he separated his right shoulder and did not return. FS Zack Bronson left the game in the third quarter when he aggravated his broken foot and SS Tony Parrish played the contest with a dislocated elbow. LB Shelton Quarles led Tampa Bay with nine tackles and Defensive Player–of–the–Year Derrick Brooks added seven tackles and one interception.

| | | | | | | |
|---|---|---|---|---|---|---|
| **49ers** | 3 | 3 | 0 | 0 | – | 6 |
| **Buccaneers** | 7 | 21 | 3 | 0 | – | 31 |

Bucs— Alstott 2 run (Gramatica kick)
49ers— Chandler 24 FG
Bucs— Jurevicius 20 pass from Johnson (Gramatica kick)
49ers— Chandler 40 FG
Bucs— Dudley 12 pass from Johnson (Gramatica kick)
Bucs— Alstott 2 run (Gramatica kick)
Bucs— Gramatica 19 FG

## 2011

**49ers 36, New Orleans Saints 32**
**NFC Divisional Playoff**
**January 14 at Candlestick Park**
**(San Francisco, CA)**

A 14–yd. TD pass from Alex Smith to TE Vernon Davis with 0:09 left in the game capped off one of the most memorable games in postseason history, as the 49ers defeated the New Orleans Saints, 36–32. Powered by Smith, who threw for 299 yds., three TDs and added another one on the ground, the 49ers triumphed in its first playoff game in nine years, moving within one win of the Super Bowl. The Niners scored on their second drive of the game, on a 49–yd. TD pass from Smith to Davis. On the Saints next drive, QB Drew Brees committed his first postseason INT in five years, thanks to S Dashon Goldson, giving San Francisco the football deep in New Orleans' territory. Scoring on a TD pass to WR Michael Crabtree, Smith took advantage of the costly turnover, making the score 14–0. On the ensuing kickoff return, S Madieu Williams stripped the ball away from Saints WR Courtney Roby and the loose ball was recovered by LB Blake Costanzo. The takeaway led to a 25–yd. FG by K David Akers. The Saints answered, scoring two TDs before half time, on a 14–yd. pass to TE Jimmy Graham and a 25–yd. pass to WR Marques Colston, making the score 17–14 at the half. San Francisco scored the only points of the 3rd qtr. on a 41–yd. FG by David Akers. The 4th qtr. started out with each team trading FGs. Then would come the four lead changes in the last five minutes of the game. New Orleans struck first on a 44–yd. TD pass to RB Darren Sproles, with 4:02 left on the clock. With the 49ers trailing 24–23, down for the first time in the entire game, Smith scored on a 28–yd. rushing TD. A missed two–point conversion put the 49ers up 29–24 with just 2:11 remaining. Brees took the lead back on a 66–yd. score to TE Jimmy Graham with 1:37 left. RB Darren Sproles then made a catch out of the backfield for the two–point conversion to give the Saints a 32–29 advantage. Facing elimination, Smith connected with Davis twice on their final drive, with the last throw jetting through double coverage for a game–winning 14–yd. TD.

| | | | | | | |
|---|---|---|---|---|---|---|
| **Saints** | 0 | 14 | 0 | 18 | – | 32 |
| **49ers** | 14 | 3 | 3 | 16 | – | 36 |

49ers— V. Davis 49 pass from A. Smith (Akers kick)
49ers— Crabtree 4 pass from A. Smith (Akers kick)
49ers— Akers 25 FG
Saints— J. Graham 14 pass from Brees (Kasay kick)
Saints— Colston 25 pass from Brees (Kasay kick)
49ers— Akers 41 FG
Saints— Colston 25 pass from Brees (Kasay kick)
49ers— Akers 37 FG
Saints— Sproles 44 pass from Brees (Kasay kick)
49ers— A. Smith 28 run (run failed)
Saints— J. Graham 66 pass from Brees (Kasay kick)
49ers— V. Davis 14 pass from A. Smith (Akers kick)

**New York Giants 20, 49ers 17 (OT)**
**NFC Championship**
**January 22 at Candlestick Park**
**(San Francisco, CA)**

When asked what his message was to his players after falling short to the New York Giants in the NFC Championship game, Harbaugh stated, "As Sir Andrew Barton said, `Fight on my men, we're hurt but not slain. We'll lay down and bleed a while. Then we'll rise and fight again.'" Harbaugh, of course was referring to his team's blue–collar mentality after the Giants escaped rain–soaked Candlestick Park with a 20–17 overtime victory. Harbaugh got the Niners to the brink of the Super Bowl in his rookie year, taking over a 6–10 team and going 13–3 to win the NFC West. The extra minutes at Candlestick Park went in favor of the opponent in a year where most didn't expect a storybook season. The 49ers defense played stoically, recording six sacks on Giants QB Eli Manning, which ranked t–2nd for the most sacks in a postseason game in franchise history (6 – four times, last vs. Den. – 1/29/90). TE Vernon Davis gave the 49ers a 7–0 lead with 7:11 remaining in the 1st qtr. after running a pattern down the right sideline and outracing the secondary for a 73–yd. TD recept. from QB Alex Smith. On their ensuing drive, the Giants drove from their own 31 to the San Francisco 34–yd. line. On 3rd–and–1, Manning and the Giants failed to get a first down despite two opportunities. The Giants eventually evened the score on a 10–play, 69–yd. drive when TE Bear Pascoe caught Manning's short pass at the 6–yd. line and stepped into the end zone for the TD. The Giants added a FG with two seconds remaining in the 2nd qtr. to give them a 10–7 edge going into the locker room. Davis' second TD of the game, gave the lead back to the Niners at 14–10 with 5:18 remaining in the 3rd qtr. San Francisco's 3–play, 54–yd. TD drive was set up by a short pass to RB Frank Gore, who turned it into a 24–yd. gain. On the next play, Davis went in motion from right to left and caught a lofted pass to the end zone by Smith. The Giants took the lead back after the ball inadvertently glanced off WR Kyle Williams on a punt, giving the ball back to the Giants on their 29 yard line. Manning connected a 17–yard pass to WR Mario Manningham to give the Giants a 17–14 lead with 8:41 remaining. Williams' 40–yd. return on the ensuing kickoff enabled the 49ers to start their next possession at their own 45. On consecutive plays, Smith scrambled for 17 yds. and RB Kendall Hunter ran for 18 more, resulting in a K David Akers game–tying FG with 5:39 to go, 17–17. After both teams went 3–and–out on their first overtime possession, a Giants takeaway on a Williams fumble, forced by LB Jacquian Williams on a punt return, gave the Giants possession at their own 36 with 9:32 remaining. After converting one first down, K Lawrence Tynes sent the season–ending 31–yd. FG through the uprights.

| | | | | | | | |
|---|---|---|---|---|---|---|---|
| **Giants** | 0 | 10 | 0 | 7 | 3 | – | 20 |
| **49ers** | 7 | 0 | 7 | 3 | 0 | – | 17 |

49ers— V. Davis 73 pass from A. Smith (Akers kick)
Giants— Pascoe 6 pass from E. Manning (Tynes kick)
Giants— Tynes 31 FG
49ers— V. Davis 28 pass from A. Smith (Akers kick)
Giants— Manningham 17 pass from E. Manning (Tynes kick)
49ers— Akers 25 FG
Giants— Tynes 31 FG

## 2012

**49ers 45, Green Bay Packers 31**
**NFC Divisional Playoff**
**January 12 at Candlestick Park**
**(San Francisco, CA)**

With the win against the Green Bay Packers, the San Francisco 49ers advanced to the NFC Championship Game for the second year in a row, marking the first time San Francisco has reached the NFC Championship Game in consecutive seasons since 1992–94. The Packers got off to a quick start after QB Colin Kaepernick threw an INT on just the fourth play of the game that was returned for a TD by Packers CB Sam Shields. Kaepernick responded immediately like he had all season and turned in one of the best performances by a 49ers QB in franchise history. Kaepernick led the offense on an 8–play, 80–yd. drive that he capped off with a 20–yd. TD run to tie the score at 7 apiece early in the 1st qtr. The team converted on two 3rd and longs on the drive, setting the tone for the day by finishing 8 of 13 on 3rd down (62%). With 11:52 remaining in the 2nd qtr., Green Bay WR Jeremy Ross muffed a punt that was recovered by S C.J. Spillman at the Packers 9–yd. line. The takeaway led to a 12–yd. TD pass from Kaepernick to WR Michael Crabtree just three plays later. On the ensuing Green Bay possession, CB Tarell Brown picked off QB Aaron Rodgers pass and returned his 2nd career postseason INT. The Kaepernick to Crabtree connection continued to be successful as they connected for a 20–yd. TD strike, making the score 21–14. Crabtree led the team with 9 recepts. for 119 yds. and 2 TDs on the day. On the third play of San Francisco's second possession of the 3rd qtr., Kaepernick kept the ball on a zone read around the right side and dashed 56–yds. to the end zone for his 2nd rushing TD of the game. The 56–yd. TD run marked the longest run by a QB in franchise postseason history and the 3rd longest overall. Kaepernick also set the NFL single–game record for a QB with 181 rushing yds. on 16 carries. RB Frank Gore finished off the following drive on the first play of the 4th qtr., punching it in from 2 yds. out, stretching the 49ers lead to 38–24. Gore notched his first career 100–yd. game in the postseason, rushing for 119 yds. on 23 carries. The 49ers became the first team in NFL history to ever have two, 100–yd. rushers [QB Colin Kaepernick (181 yds. rushing), RB Frank Gore (119 yds. rushing)] and one, 100–yd. receiver [WR Michael Crabtree (119 yds. receiving)] in a playoff game. RB Anthony Dixon found the end zone on a 2–yd. TD run to finish off the 11–play, 93–yd. drive to make the score 45–24. San Francisco rushed for 323 yds. on the night, setting the franchise single–game postseason rushing record.

| | | | | | | |
|---|---|---|---|---|---|---|
| **Packers** | 14 | 7 | 3 | 7 | – | 31 |
| **49ers** | 7 | 17 | 7 | 14 | – | 45 |

Packers— Shields 52 INT return (Crosby kick)
49ers— Kaepernick 20 run (Akers kick)
Packers— Harris 18 run (Crosby kick)
49ers— Crabtree 12 pass from Kaepernick (Akers kick)
49ers— Crabtree 20 pass from Kaepernick (Akers kick)
Packers – Jones 20 pass from Rodgers (Crosby kick)
49ers— Akers 36 FG
Packers – Crosby 31 FG
49ers— Kaepernick 56 run (Akers kick)
49ers— Gore 2 run (Akers kick)
49ers— Dixon 2 run (Akers kick)
Packers – Jennings 3 pass from Rodgers (Crosby kick)

**49ers 28, Falcons 24**
**NFC Championship**
**January 20 at Georgia Dome**
**(Atlanta, GA)**

The 49ers started slow, spotting Atlanta a 17–0 lead after the Falcons scored on their first three possessions. On San Francisco's third possession the 49ers offense began to click. TE Vernon Davis hauled in a pinpoint pass from QB Colin Kaepernick for 27 yds. down to the Atlanta 15–yd. line. Davis had 3, 25+ yd. recepts. in the game, giving him 9 in 4 postseason games, which ranks 2nd in 49ers postseason history, trailing only WR Jerry Rice (14, 25+ yd. recepts. in 23 games). Two plays following Davis' catch, the 49ers got on the scoreboard with a 15–yd. TD run by RB LaMichael James. It was James' first–career TD. The 49ers next possession began on their own 18–yd. line with 6:24 remaining in the 2nd qtr. Vernon Davis stepped up once again, accounting for 48–yds. on 3 recepts., including a 4–yd. TD catch to finish the drive and pull the 49ers within 3, as the score read 14–17 at the 2–minute warning. Davis' 5 career postseason TDs rank t–4th in franchise history. With the Falcons scoring right before the half, it was important the 49ers came out of halftime with an answer, and answer they did. Kaepernick marched the 49ers offense right down the field, driving 82 yds. on 7 plays capped off on a 5–yd. TD run by RB Frank Gore to make the score 21–24 with 10:51 remaining in the 3rd qtr. The San Francisco defense also had answers, forcing turnovers on the Falcons first two possessions of the 2nd half. CB Chris Culliver picked–off QB Matt Ryan and LB Aldon Smith recovered a muffed snap to stymie the Falcons offense during the 3rd qtr. With 11:59 left in the 4th qtr. WR Ted Ginn returned a Matt Bosher punt 20 yds. to the Atlanta 38–yd. line, giving the 49ers offense good starting field position. San Francisco's physical offensive line began to take over and wear down the Atlanta defense, opening big holes for Gore, James and RB Anthony Dixon as they gained all but 8 yds. on the go–ahead drive. Gore registered his 2nd TD run of the game on a 9–yd. burst to the end zone to give San Francisco the lead 28–24 with 8:27 remaining in the game. The Falcons took over after the Gore TD and sustained a 14–play drive down to the 49ers 10–yd. line. On the 14th play of the drive, the Falcons faced a 4th and 4 with 1:13 remaining. WR Roddy White was unable to hang onto the ball due to LB NaVorro Bowman's blanketing defense. The Falcons got the ball back following an Andy Lee punt and had one last shot with :06 ticks left on the clock, but CB Perrish Cox tackled WR Julio Jones at San Francisco's 35–yd. line before he could attempt a lateral as the clock struck :00. The 17–point comeback led by Kaepernick was the 2nd largest deficit overcome to win a conference championship (2006 – Indianapolis trailed New England by 18 points).

| | | | | | | |
|---|---|---|---|---|---|---|
| **49ers** | 0 | 14 | 7 | 7 | – | 28 |
| **Falcons** | 10 | 14 | 0 | 0 | – | 24 |

Falcons— Jones 46 pass from Ryan (Bryant kick)
Falcons— Bryant 35 FG
Falcons— Jones 20 pass from Ryan (Bryant kick)
49ers— James 15 run (Akers kick)
49ers— Davis 4 pass from Kaepernick (Akers kick)
Falcons— Gonzalez 10 pass from Ryan (Bryant kick)
49ers— Gore 5 run (Akers kick)
49ers— Gore 9 run (Akers kick)

**Baltimore 34, 49ers 31**
**Super Bowl XLVII**
**February 3 at Superdome**
**(New Orleans, LA)**

The San Francisco 49ers and the Baltimore Ravens squared off in one of the most extraordinary Super Bowls where two brothers squared off as head coaches. The 49ers found themselves facing an early deficit, which would eventually be too much to overcome. Early in the 1st qtr., San Francisco answered a Ravens TD drive with a scoring drive of their own as QB Colin Kaepernick engineered a 12–play 62–yd. drive that was finished off by K David Akers' 36–yd. FG, making the score 7–3. After 2 more TD passes by QB Joe Flacco, the 49ers found themselves in a 21–3 hole with 1:45 left in the 2nd qtr. Kaepernick showed poise and led the 2–minute drill efficiently by completing 4 of 5 pass atts. for 56 yds. to move the 49ers into FG position. Akers added 3 more points with a 27–yd. FG as time expired in the half with San Francisco trailing Baltimore 21–6. Following a Ravens kickoff return for a TD to open the 2nd half, the Superdome went dark with 13:28 remaining in the 3rd qtr. A power failure at 7:38 p.m. CT caused a 30–minute delay and was not resolved until 8:08 p.m. On the Niners' next possession, Kaepernick tossed a 31–yd. TD pass to WR Michael Crabtree, making the score 28–13. San Francisco forced Baltimore into a 3–and–out with a sack by LB Ahmad Brooks on 3rd–and–10. P Sam Koch's 43–yd. punt was returned 32 yds. by WR Ted Ginn Jr., setting up the 49ers offense to takeover at the Ravens 20–yd. line. Two plays later, RB Frank Gore capitalized on the short field with a 6–yd. TD run. On the second play of Baltimore's ensuing possession, CB Tarell Brown forced and recovered a fumble that he jarred loose from RB Ray Rice on the Ravens' 24–yd. line. The takeaway led to a 34–yd. FG by Akers, his 3rd of the game. With their next possession, WR Randy Moss hauled in a 32–yd. recept., followed by a 21–yd. run by Gore, which led to a 15–yd. TD run by Kaepernick. An incomplete pass on the 2–point try made the score 31–29 with the Ravens still hanging on as San Francisco continued its fierce comeback. Kaepernick's 15–yd. TD run marked the longest TD run by a QB in Super Bowl history. With 4:23 remaining in the game, Baltimore's K Justin Tucker tacked on a 38–yd. FG to extend their lead to 34–29. A 24–yd. completion to Crabtree and a 33–yd. rush by Gore put the 49ers offense in position for the go–ahead TD with 2:39 remaining, on the Ravens' 7–yd. line. The 49ers were unable to get into the end zone and turned the ball over on downs. After taking a safety to run the game clock down to :04, the Ravens were forced to punt to the 49ers. Ginn returned the kickoff 31–yds.to the 50–yd. line as time expired for the last play of the game.

| | | | | | | |
|---|---|---|---|---|---|---|
| **Ravens** | 7 | 14 | 7 | 6 | – | 34 |
| **49ers** | 3 | 3 | 17 | 8 | – | 31 |

Ravens— Boldin 13 pass from Flacco (Tucker kick)
49ers— Akers 36 FG
Ravens— Pitta 1 pass from Flacco (Tucker kick)
Ravens— J. Jones 56 pass from Flacco (Tucker kick)
49ers— Akers 27 FG
Ravens— J. Jones 108 kickoff return (Tucker kick)
49ers— Crabtree 31 pass from Kaepernick (Akers kick)
49ers— Gore 6 run (Akers kick)
49ers— Akers 34 FG
Ravens— Tucker 19 FG
49ers— Kaepernick 15 run (pass failed)
Ravens— Tucker 38 FG
49ers— Koch OB in end zone, forced by Culliver, Safety

## 2013

**49ers 23, Packers 20**
**NFC Wild Card**
**January 5 at Lambeau Field**
**(Green Bay, WI)**

The 49ers defeated the Green Bay Packers, 23–20, in the NFC Wild Card round of the NFL playoffs. The game went down as one of the coldest games in NFL history, with a kickoff temperature of 5 degrees and a wind chill of –10. The 49ers won the coin toss and deferred to the second half. The 49ers defense forced a three–and–out by the Packers on their opening series of the game. QB Colin Kaepernick and the 49ers offense drove 69 yds. in 13 plays as K Phil Dawson made a 22–yd. FG to give San Francisco an early 3–0 lead. The Niners then forced another three–and–out by Green Bay. On the ensuing possession, Dawson made a 25–yd. FG to cap off an 11–play, 42–yd. drive, making the score 6–0 with 2:20 remaining in the 1st qtr. Two possessions later, the Packers took a 7–6 lead when QB Aaron Rodgers completed a 5–yd. TD pass to WR Jordy Nelson to cap off a 14–play, 70–yd. drive. San Francisco responded with a 5–play, 68–yd. drive, including a 42–yd. run by Kaepernick, setting up a 10–yd TD run by RB Frank Gore two plays later to regain the lead 13–7. On the ensuing possession, the Packers got a 34–yd. FG by K Mason Crosby as time expired, making the scoring 13–10 at halftime. The second half began with the teams exchanging multiple punts as neither team was able to put points on the board in the third quarter. FB John Kuhn ended the scoring draught for Green Bay, putting the Packers on top 17–13 early in the 4th quarter. The 49ers responded immediately with a 4–play, 63–yd. drive as Kaepernick connected with TE Vernon Davis for a 28–yd. TD pass to regain the lead 20–17 with 10:37 remaining. The Packers countered with an 11–play, 61–yd. drive as K Mason Crosby tied the score at 20–20 with a 24–yd. FG. With 5:06 remaining, the 49ers were able to hold onto the ball for the rest of the game, picking up five first downs en route to the GB 15–yd. line where K Phil Dawson connected on a game–winning 33–yd. FG as time expired.

| | | | | | | |
|---|---|---|---|---|---|---|
| **49ers** | 6 | 7 | 0 | 10 | – | 23 |
| **Packers** | 0 | 10 | 0 | 10 | – | 20 |

49ers— Dawson 22 FG
49ers— Dawson 25 FG
Packers— Nelson 5 pass from Rodgers (Crosby kick)
49ers— Gore 10 run (Dawson kick)
Packers— Crosby 34 FG
Packers— Kuhn 1 run (Crosby kick)
49ers— Davis 28 pass from Kaepernick (Dawson kick)
Packers— Crosby 24 FG
49ers— Dawson 33 FG

**49ers 23, Panthers 10**
**NFC Divisional Playoff**
**January 12 at Bank of America Stadium**
**(Charlotte, NC)**

The 49ers defeated the Carolina Panthers, 23–10, at Bank of America Stadium and advanced to the NFC Championship Game for the third consecutive year. The 49ers received the opening kickoff and drove 49 yds. in 13 plays as K Phil Dawson connected on a 49–yd. FG to give San Francisco an early 3–0 lead. On the fifth play of the ensuing drive, Panthers QB Cam Newton's pass was deflected into the air and intercepted by LB Patrick Willis. San Francisco turned the takeaway into points when Dawson made a 33–yd. FG with 4:38 remaining in the 1st qtr. The Panthers put together an 8–play, 65–yd. drive before the 49ers made a spectacular goal–line stand and forced a turnover on downs at the SF 1–yd. line. On the first play following a San Francisco punt, Cam Newton found WR Steve Smith in the end zone for a 31–yd. TD pass to give Carolina a 7–6 lead. On the Panthers next possession, they drove 73 yds. in 13 plays and K Graham Gano made a 24–yd. FG to extend their lead to 10–6. San Francisco then engineered a 12–play, 80–yd. drive and TE Vernon Davis caught a 1–yd. TD pass from QB Colin Kaepernick with just 5 seconds remaining in the first half. The teams went into the locker rooms at halftime with the 49ers leading 13–10. The 49ers forced a three–and–out on the opening possession of the first half. On the ensuing possession, Kaepernick completed 2 of 2 pass atts. to WR Anquan Boldin for 61 yds. and scored on a 4–yd. TD run to extend the Niners lead to 20–10. The 49ers extended the lead to 23–10 on their next possession when Dawson made a 34–yd. FG to cap off a 13–play, 73–yd. drive. With 4:34 remaining in the game, 49ers S Donte Whitner intercepted a pass by Cam Newton at the SF 9–yd. line and San Francisco proceeded to run down the clock before turning the ball over on downs with just 12 seconds remaining. Carolina then came up empty handed in their last–ditch effort to add points to the scoreboard.

| | | | | | | |
|---|---|---|---|---|---|---|
| **49ers** | 6 | 7 | 7 | 3 | – | 23 |
| **Panthers** | 0 | 10 | 0 | 0 | – | 10 |

49ers— Dawson 49 FG
49ers— Dawson 33 FG
Panthers— Smith 31 pass from Newton (Gano kick)
Panthers— Gano 24 FG
49ers— Davis 1 pass from Kaepernick (Dawson kick)
49ers— Kaepernick 4 run (Dawson kick)
49ers— Dawson 34 FG

**49ers 17, Seahawks 23**
**NFC Championship**
**January 19 at CenturyLink Field**
**(Seattle, WA)**

The 49ers dropped a hard–fought battle with the Seahawks in the NFC Championship Game, 23–17. On the first play of the game, 49ers LB Aldon Smith sacked Seahawks QB Russell Wilson, forcing and recovering a fumble. The takeaway led to a 25–yd. FG by K Phil Dawson to give San Francisco an early 3–0 lead. After a punt by each team, the 49ers engineered an 8–play, 86–yd. drive, including a 58–yd. run by QB Colin Kaepernick, which was capped off with a 1–yd. TD run by RB Anthony Dixon. Kaepernick's 58–yd. rush is the longest run by a quarterback in NFL postseason history. On the ensuing possession, the Seahawks drove 62 yds. in 9 plays and K Steven Hauschka connected on a 32–yd. FG with 5:47 remaining in the first half to make the score 10–3. With neither side able to score on their final possession of the 2nd qtr., the teams entered the locker rooms at halftime with a score of 10–3. The 49ers punted on the opening series of the second half. Seattle then drove 60 yds. in 4 plays, including a 40–yd. TD run by RB Marshawn Lynch, to tie the game at 10–10. San Francisco responded with a 6–play, 83–yd. drive that was capped off with a 26–yd. TD pass from Kaepernick to WR Anquan Boldin, giving the Niners a 17–10 lead. Seahawks WR Doug Baldwin took the ensuing kickoff 69 yds., which set up a 40–yd. FG six plays later to make the score 17–13 with 3:55 remaining in the 3rd qtr. Following a punt by the 49ers, Seattle put together an 8–play, 62–yd. drive that resulted in points when QB Russell Wilson found WR Jermaine Kearse in the end zone for a 35–yd. TD pass to give Seattle a 20–17 lead. Following a turnover on each of the next three series, Seahawks K Steven Hauschka made the score 23–17 with 3:37 remaining in the game by connecting on a 47–yd. FG. San Francisco proceeded to drive down the field before Kaepernick's pass intended for WR Michael Crabtree in the corner of the end zone was deflected and intercepted.

| | | | | | | |
|---|---|---|---|---|---|---|
| **49ers** | 3 | 7 | 7 | 0 | – | 17 |
| **Seahawks** | 0 | 3 | 10 | 10 | – | 23 |

49ers— Dawson 25 FG
49ers— Dixon 1 run (Dawson kick)
Seahawks— Hauschka 32 FG
Seahawks— Lynch 40 run (Hauschka kick)
49ers— Boldin 26 pass from Kaepernick (Dawson kick)
Seahawks— Hauschka 40 FG
Seahawks— Kearse 35 pass from Wilson (Hauschka kick)
Seahawks— Hauschka 47 FG

# 49ERS NFL COMPOSITE RECORDS
(1950-PRESENT)

**CURRENT NFC TEAMS**

| OPPONENT | REG. SEASON | PLAYOFFS | TOTAL |
|---|---|---|---|
| Arizona | 29–24 | – | 29–24 |
| Atlanta | 46–30–1 | 1–1 | 47–31–1 |
| Carolina | 7–13 | 1–0 | 8–13 |
| Chicago | 31–31–1 | 3–0 | 34–31–1 |
| Dallas | 15–13–1 | 2–5 | 17–18–1 |
| Detroit | 36–27–1 | 1–1 | 37–28–1 |
| Green Bay | 27–31–1 | 3–4 | 30–35–1 |
| L.A. Rams | 68–65–3 | 1–0 | 69–65–3 |
| Minnesota | 19–21–1 | 4–1 | 23–22–1 |
| New Orleans | 47–26–2 | 1–0 | 48–26–2 |
| N.Y. Giants | 16–16 | 4–4 | 20–20 |
| Philadelphia | 18–13–1 | 1–0 | 19–13–1 |
| Seattle | 15–23 | 0–1 | 15–24 |
| Tampa Bay | 17–5 | 0–1 | 17–6 |
| Washington | 17–10–1 | 3–1 | 20–11–1 |

**CURRENT AFC TEAMS**

| OPPONENT | REG. SEASON | PLAYOFFS | TOTAL |
|---|---|---|---|
| Baltimore | 2–3 | 0–1 | 2–4 |
| Buffalo | 6–6 | – | 6–6 |
| Cincinnati | 9–4 | 2–0 | 11–4 |
| Cleveland | 7–12 | – | 7–12 |
| Denver | 6–7 | 1–0 | 7–7 |
| Houston | 3–1 | – | 3–1 |
| Indianapolis | 18–26 | – | 18–26 |
| Jacksonville | 3–2 | – | 3–2 |
| Kansas City | 7–5 | – | 7–5 |
| L.A. Chargers | 6–7 | 1–0 | 7–7 |
| Miami | 5–7 | 1–0 | 6–7 |
| New England | 8–5 | – | 8–5 |
| N.Y. Jets | 10–3 | – | 10–3 |
| Oakland | 6–7 | – | 6–7 |
| Pittsburgh | 11–10 | – | 11–10 |
| Tennessee | 9–5 | – | 9–5 |

# 49ERS CHAMPIONSHIPS
(1950-PRESENT)

| YEAR | RECORD | FINISH |
|---|---|---|
| 1970 | 11–4–1 | NFC West Champions |
| 1971 | 10–6 | NFC West Champions |
| 1972 | 8–6–1 | NFC West Champions |
| 1981 | 16–3 | Super Bowl XVI Champions |
| 1983 | 11–7 | NFC West Champions |
| 1984 | 18–1 | Super Bowl XIX Champions |
| 1986 | 10–6–1 | NFC West Champions |
| 1987 | 13–3 | NFC West Champions |
| 1988 | 13–6 | Super Bowl XXIII Champions |
| 1989 | 17–2 | Super Bowl XXIV Champions |
| 1990 | 15–3 | NFC West Champions |
| 1992 | 15–3 | NFC West Champions |
| 1993 | 11–7 | NFC West Champions |
| 1994 | 16–3 | Super Bowl XXIX Champions |
| 1995 | 11–6 | NFC West Champions |
| 1997 | 14–4 | NFC West Champions |
| 2002 | 11–7 | NFC West Champions |
| 2011 | 14–4 | NFC West Champions |
| 2012 | 13–5–1 | NFC Champions |

# 49ERS YEARLY RESULTS
ALL-AMERICA FOOTBALL CONFERENCE (1946-49)

***1946 (9-5)***
***Lawrence T. Shaw, Coach***

| | | | |
|---|---|---|---|
| L | 7 | New York Yanks, S–8 | 21 |
| W | 21 | Miami Seahawks, S–15 | 14 |
| W | 32 | Brooklyn Dodgers, S–22 | 13 |
| L | 7 | at Chicago Rockets, S–29 | 21 |
| W | 34 | at Miami Seahawks, O–7 | 7 |
| W | 23 | at Los Angeles Dons, O–12 | 14 |
| L | 14 | at Buffalo Bisons, O–18 | 17 |
| W | 34 | at Cleveland Browns, O–27 | 20 |
| W | 27 | Buffalo Bisons, N–2 | 14 |
| L | 7 | Cleveland Browns, N–10 | 14 |
| L | 9 | at New York Yanks, N–17 | 10 |
| W | 30 | at Brooklyn Dodgers, N–24 | 14 |
| W | 14 | Chicago Rockets, N–30 | 0 |
| W | 48 | Los Angeles Dons, D–8 | 7 |
| | **307** | | **189** |

***1947 (8-4-2)***
***Lawrence T. Shaw, Coach***

| | | | |
|---|---|---|---|
| W | 23 | Brooklyn Dodgers, A–31 | 7 |
| W | 17 | Los Angeles Dons, S–7 | 14 |
| W | 14 | Baltimore Colts, S–14 | 7 |
| L | 16 | New York Yanks, S–21 | 21 |
| W | 41 | at Buffalo Bills, S–28 | 24 |
| T | 28 | at Baltimore Colts, O–5 | 28 |
| W | 42 | Chicago Rockets, O–12 | 28 |
| L | 7 | Cleveland Browns, O–26 | 14 |
| W | 26 | at Los Angeles Dons, N–2 | 16 |
| L | 16 | at New York Yanks, N–9 | 24 |
| L | 14 | at Cleveland Browns, N–16 | 37 |
| W | 41 | at Chicago Rockets, N–21 | 16 |
| W | 21 | at Brooklyn Dodgers, N–27 | 7 |
| T | 21 | Buffalo Bills, D–7 | 21 |
| | **327** | | **264** |

***1948 (12-2)***
***Lawrence T. Shaw, Coach***

| | | | |
|---|---|---|---|
| W | 35 | Buffalo Bills, A–29 | 14 |
| W | 36 | Brooklyn Dodgers, S–5 | 20 |
| W | 41 | New York Yanks, S–12 | 0 |
| W | 36 | Los Angeles Dons, S–19 | 14 |
| W | 38 | at Buffalo Bills, S–26 | 28 |
| W | 31 | at Chicago Rockets, O–1 | 14 |
| W | 56 | at Baltimore Colts, O–10 | 14 |
| W | 21 | at New York Yanks, O–17 | 7 |
| W | 21 | Baltimore Colts, O–24 | 10 |
| W | 44 | Chicago Rockets, N–7 | 21 |
| L | 7 | at Cleveland Browns, N–14 | 14 |
| W | 63 | at Brooklyn Dodgers, N–21 | 40 |
| L | 28 | Cleveland Browns, N–28 | 31 |
| W | 38 | at Los Angeles Dons, D–5 | 21 |
| | **495** | | **248** |

***1949 (9-3/10-4)***
***Lawrence T. Shaw, Coach***

| | | | |
|---|---|---|---|
| W | 31 | Baltimore Colts, A–28 | 17 |
| W | 42 | Chicago Hornets, S–4 | 7 |
| W | 42 | Los Angeles Dons, S–18 | 14 |
| L | 17 | at Buffalo Bills, S–25 | 28 |
| W | 42 | at Chicago Hornets, S–30 | 24 |
| W | 56 | Cleveland Browns, O–9 | 28 |
| W | 51 | Buffalo Bills, O–16 | 7 |
| L | 3 | at New York Yanks, O–23 | 24 |
| L | 28 | at Cleveland Browns, O–30 | 30 |
| W | 28 | at Baltimore Colts, N–6 | 10 |
| W | 41 | at Los Angeles Dons, 11–13 | 24 |
| W | 35 | New York Yanks, N–27 | 14 |
| | **416** | | **227** |

***AAFC PLAYOFF - DEC. 4***
(at San Francisco – Kezar)

| | | | |
|---|---|---|---|
| W | 17 | New York Yanks | 7 |

***AAFC CHAMPIONSHIP GAME - DEC. 11***
(at Cleveland)

| | | | |
|---|---|---|---|
| L | 7 | at Cleveland Browns | 21 |

# 49ERS YEARLY RESULTS AND STATISTICS

## NATIONAL FOOTBALL LEAGUE (1950-PRESENT)

### *1950 (3-9)*

***Lawrence T. Shaw, Coach***

| | | | |
|---|---|---|---|
| L | 17 | New York Yanks (29,600), S–17 | 21 |
| L | 20 | Chicago Bears (35,558), S–24 | 32 |
| L | 14 | Los Angeles Rams (27,262), O–1 | 35 |
| L | 7 | at Detroit (17,337), O–8 | 24 |
| L | 24 | at New York Yanks (5,740), O–12 | 29 |
| W | 28 | Detroit (27,350), O–22 | 27 |
| W | 17 | Baltimore (14,800), O–29 | 14 |
| L | 21 | at Los Angeles Rams (15,952), N–5 | 28 |
| L | 14 | at Cleveland (28,786), N–12 | 34 |
| L | 0 | at Chicago Bears (35,105), N–19 | 17 |
| L | 21 | at Green Bay (13,186), N–26 | 25 |
| W | 30 | Green Bay (19,204), D–10 | 14 |
| | **213** | | **300** |

| TEAM STATISTICS | 49ers | Opp |
|---|---|---|
| TOTAL FIRST DOWNS | 201 | 204 |
| By Rushing | 107 | 111 |
| By Passing | 83 | 81 |
| By Penalties | 11 | 12 |
| TOTAL YARDS GAINED | 3,830 | 3,951 |
| By Rushing | 1,955 | 1,662 |
| By Passing | 1,875 | 2,289 |
| TOTAL PLAYS FROM SCRIMMAGE | 906 | 903 |
| Rushes | 460 | 443 |
| Average Gain Per Rush | 4.25 | 3.75 |
| FORWARD PASSES ATTEMPTED | 326 | 347 |
| Number Completed | 164 | 164 |
| Per Cent Completed | 50.3 | 47.3 |
| Yards Lost Passing | 325 | 248 |
| Passes Had Intercepted | 25 | 22 |
| Yards Gained Per Pass | 5.8 | 6.6 |
| Yards Gained Per Completion | 11.4 | 14.0 |
| PUNTS | 63 | 62 |
| Total Yardage of Punts | 2,440 | 2,443 |
| Average Length | 38.7 | 39.4 |
| Net avg. per punt | 32.0 | 32.2 |
| KICKOFF RETURNS | 45 | 61 |
| Total Yards Returned | 800 | 1014 |
| Average Length of Return | 20.0 | 24.7 |
| PENALTIES | 93 | 71 |
| Yards Penalized | 851 | 599 |
| Net Loss/Gain | –252 | 252 |
| FUMBLES | 35 | 39 |
| Own Fumbles Recovered | 14 | 18 |
| Opponents' Fumbles Recovered | 21 | 21 |
| FIELD GOALS | 4 | 7 |
| Field Goals Attempted | 8 | 14 |
| TOTAL POINTS SCORED | 213 | 300 |
| Touchdowns Scored | 29 | 40 |
| Touchdowns Rushing | 14 | 17 |
| Touchdowns Passing | 14 | 16 |
| Touchdown Returns | 1 | 7 |
| Extra Points | 27 | 35 |
| Safeties | 0 | 2 |

| SCORING | TDs | Ru | Pa | Int | Fu | KO | Pu | PAT | FG | S | Pts |
|---|---|---|---|---|---|---|---|---|---|---|---|
| *Soltau, Gordy* | 1 | 0 | 1 | 0 | 0 | 0 | 0 | 26/28 | 4/7 | 0 | 44 |
| Perry, Joe | 6 | 5 | 1 | 0 | 0 | 0 | 0 | 0/0 | 0/0 | 0 | 36 |
| Cason, Jim | 4 | 1 | 3 | 0 | 0 | 0 | 0 | 0/0 | 0/0 | 0 | 24 |
| Albert, Frank | 3 | 3 | 0 | 0 | 0 | 0 | 0 | 0/0 | 0/0 | 0 | 18 |
| Beals, Alyn | 3 | 0 | 3 | 0 | 0 | 0 | 0 | 0/0 | 0/0 | 0 | 18 |
| Strzykalski, John | 3 | 2 | 1 | 0 | 0 | 0 | 0 | 0/0 | 0/0 | 0 | 18 |
| *Sitko, Emil* | 3 | 1 | 2 | 0 | 0 | 0 | 0 | 0/0 | 0/0 | 0 | 18 |
| Gehrke, Fred | 2 | 1 | 1 | 0 | 0 | 0 | 0 | 0/0 | 0/0 | 0 | 12 |
| Banducci, Bruno | 1 | 0 | 1 | 0 | 0 | 0 | 0 | 0/0 | 0/0 | 0 | 6 |
| Livingston, Howie | 1 | 0 | 0 | 1 | 0 | 0 | 0 | 0/0 | 0/0 | 0 | 6 |
| Salata, Paul | 1 | 0 | 1 | 0 | 0 | 0 | 0 | 0/0 | 0/0 | 0 | 6 |
| Standlee, Norm | 1 | 1 | 0 | 0 | 0 | 0 | 0 | 0/0 | 0/0 | 0 | 6 |
| *Nix, Jack* | 0 | 0 | 0 | 0 | 0 | 0 | 0 | 1/1 | 0/0 | 0 | 1 |
| **49ERS** | **29** | **14** | **14** | **1** | **0** | **0** | **0** | **27/29** | **4/7** | **0** | **213** |
| **OPPONENTS** | **40** | **17** | **16** | **3** | **3** | **1** | **0** | **35/39** | **7/14** | **2** | **300** |

*Rookie Names in Italics*

| RUSHING | Att | Yds | Avg | LG | TD |
|---|---|---|---|---|---|
| Perry, Joe | 124 | 647 | 5.2 | 78t | 5 |
| Strzykalski, John | 136 | 612 | 4.5 | 38 | 2 |
| Albert, Frank | 53 | 272 | 5.1 | 42 | 3 |
| Cason, Jim | 38 | 129 | 3.4 | 24t | 1 |
| *Sitko, Emil* | 23 | 105 | 4.6 | 15 | 1 |
| Cathcart, Sam | 33 | 76 | 2.3 | 17 | 0 |
| Gehrke, Fred | 22 | 69 | 3.1 | 12 | 1 |
| Standlee, Norm | 12 | 23 | 1.9 | 8 | 1 |
| Wagner, Lowell | 2 | 5 | 2.5 | 3 | 0 |
| Cathcart, Royal | 3 | 5 | 1.7 | 3 | 0 |
| *Powers, Jim* | 3 | 4 | 1.3 | 3 | 0 |
| Lillywhite, Verl | 7 | 4 | 0.6 | 5 | 0 |
| Garlin, Don | 3 | 3 | 1.0 | 2 | 0 |
| Shoener, Hal | 1 | 1 | 1.0 | 1 | 0 |
| **49ERS** | **460** | **1,955** | **4.3** | **78t** | **14** |
| **OPPONENTS** | **443** | **1,662** | **3.8** | **57t** | **17** |

| RECEIVING | No | Yds | Avg | LG | TD |
|---|---|---|---|---|---|
| Loyd, Alex | 32 | 402 | 12.6 | 38 | 0 |
| Cason, Jim | 30 | 374 | 12.5 | 43 | 3 |
| Strzykalski, John | 24 | 187 | 7.8 | 28 | 1 |
| Beals, Alyn | 22 | 315 | 14.3 | 38 | 3 |
| *Soltau, Gordy* | 14 | 170 | 12.1 | 28 | 1 |
| Perry, Joe | 13 | 69 | 5.3 | 16 | 1 |
| *Nix, Jack* | 9 | 114 | 12.7 | 50 | 0 |
| Cathcart, Sam | 7 | 99 | 14.1 | 24 | 0 |
| Salata, Paul | 5 | 46 | 9.2 | 17 | 1 |
| *Sitko, Emil* | 3 | 43 | 14.3 | 28t | 2 |
| Gehrke, Fred | 3 | 29 | 9.7 | 13 | 1 |
| Bruce, Gail | 1 | 10 | 10.0 | 10 | 0 |
| Lillywhite, Verl | 1 | 6 | 6.0 | 6 | 0 |
| Banducci, Bruno | Lat | 11 | | 11t | 1 |
| **49ERS** | **164** | **1,875** | **11.4** | **50** | **14** |
| **OPPONENTS** | **164** | **2,289** | **14.0** | **72t** | **16** |

| INTERCEPTIONS | No | Yds | Avg | LG | TD |
|---|---|---|---|---|---|
| *Powers, Jim* | 5 | 42 | 8.4 | 26 | 0 |
| Livingston, Howie | 4 | 99 | 24.8 | 35t | 1 |
| Wagner, Lowell | 4 | 12 | 3.0 | 8 | 0 |
| Cathcart, Sam | 3 | 58 | 19.3 | 19 | 0 |
| Grgich, Visco | 1 | 37 | 37.0 | 37 | 0 |
| Cason, Jim | 1 | 22 | 22.0 | 22 | 0 |
| Shoener, Hal | 1 | 14 | 14.0 | 14 | 0 |
| Lillywhite, Verl | 1 | 11 | 11.0 | 11 | 0 |
| Wismann, Pete | 1 | 5 | 5.0 | 5 | 0 |
| Bruce, Gail | 1 | 4 | 4.0 | 4 | 0 |
| **49ERS** | **22** | **304** | **13.8** | **37** | **1** |
| **OPPONENTS** | **25** | **429** | **17.2** | **50** | **3** |

| KICKOFF RETURNS | No | Yds | Avg | LG | TD |
|---|---|---|---|---|---|
| Cathcart, Sam | 13 | 311 | 23.9 | 62 | 0 |
| Perry, Joe | 12 | 223 | 18.6 | 27 | 0 |
| Shoener, Hal | 4 | 53 | 13.3 | 17 | 0 |
| Gehrke, Fred | 2 | 57 | 28.5 | 32 | 0 |
| Cason, Jim | 2 | 48 | 24.0 | 25 | 0 |
| Lillywhite, Verl | 2 | 36 | 18.0 | 21 | 0 |
| Garlin, Don | 1 | 24 | 24.0 | 24 | 0 |
| Sandifer, Dan | 1 | 19 | 19.0 | 19 | 0 |
| Standlee, Norm | 1 | 17 | 17.0 | 17 | 0 |
| *Matthews, Clay* | 1 | 10 | 10.0 | 10 | 0 |
| Evans, Ray | 1 | 2 | 2.0 | 2 | 0 |
| **49ERS** | **40** | **800** | **20.0** | **62** | **0** |
| **OPPONENTS** | **41** | **1,014** | **24.7** | **37** | **1** |

| PUNT RETURNS | No | Yds | Avg | LG | TD |
|---|---|---|---|---|---|
| Cason, Jim | 11 | 173 | 15.7 | 33 | 0 |
| Cathcart, Sam | 16 | 185 | 11.6 | 29 | 0 |
| Gehrke, Fred | 5 | 44 | 8.8 | 19 | 0 |
| Wagner, Lowell | 1 | 4 | 4.0 | 4 | 0 |
| **49ERS** | **33** | **406** | **12.3** | **33** | **0** |
| **OPPONENTS** | **37** | **413** | **11.2** | **27** | **0** |

| PUNTING | No | Yds | Avg | LG | Blk |
|---|---|---|---|---|---|
| Lillywhite, Verl | 26 | 1,016 | 39.1 | 57 | 0 |
| Albert, Frank | 37 | 1,424 | 38.5 | 64 | 1 |
| **49ERS** | **63** | **2,440** | **38.7** | **64** | **1** |
| **OPPONENTS** | **62** | **2,443** | **39.4** | **57** | **0** |

| PASSING | Att | Comp | Pct | Yds | LG | TD | Int | QB |
|---|---|---|---|---|---|---|---|---|
| Albert, Frank | 306 | 155 | 50.7 | 1,767 | 43 | 14 | 23 | 52.3 |
| *Powers, Jim* | 20 | 9 | 45.0 | 108 | 50 | 0 | 2 | 22.5 |
| **49ERS** | **326** | **164** | **50.3** | **1,875** | **50** | **14** | **25** | **50.3** |
| **OPPONENTS** | **347** | **164** | **47.3** | **2,289** | **72t** | **16** | **22** | **57.9** |

## 1951 (7-4-1)

### Lawrence T. Shaw, Coach

| | | | |
|---|---|---|---|
| W | 24 | Cleveland (48,263), S–30 | 10 |
| L | 14 | at Philadelphia (23,827), O–6 | 21 |
| W | 28 | at Pittsburgh (27,124), O–14 | 24 |
| L | 7 | at Chicago Bears (42,296), O–21 | 13 |
| W | 44 | Los Angeles Rams (49,538), O–28 | 17 |
| L | 16 | at Los Angeles Rams (54,346), N–4 | 23 |
| W | 19 | New York Yanks (25,538), N–11 | 14 |
| L | 21 | Chicago Cards (19,658), N–18 | 27 |
| T | 10 | at New York Yanks (10,184), N–25 | 10 |
| W | 20 | at Detroit (46,467), D–2 | 10 |
| W | 31 | Green Bay (15,121), D–9 | 19 |
| W | 21 | Detroit (27,276), D–16 | 17 |
| | **255** | | **205** |

| TEAM STATISTICS | 49ers | Opp |
|---|---|---|
| TOTAL FIRST DOWNS | 237 | 188 |
| By Rushing | 134 | 91 |
| By Passing | 92 | 84 |
| By Penalties | 11 | 13 |
| TOTAL YARDS GAINED | 4,321 | 3,862 |
| By Rushing | 2,366 | 1,549 |
| By Passing | 1,955 | 2,313 |
| TOTAL PLAYS FROM SCRIMMAGE | 915 | 900 |
| Rushes | 523 | 417 |
| Average Gain Per Rush | 4.5 | 3.7 |
| FORWARD PASSES ATTEMPTED | 281 | 353 |
| Number Completed | 154 | 158 |
| Per Cent Completed | 54.8 | 44.8 |
| Yards Lost Passing | 308 | 212 |
| Passes Had Intercepted | 9 | 33 |
| Yards Gained Per Pass | 7.0 | 6.5 |
| Yards Gained Per Completion | 12.7 | 14.6 |
| PUNTS | 54 | 70 |
| Total Yardage of Punts | 2,354 | 2,826 |
| Average Length | 43.6 | 40.4 |
| Net avg. per punt | 39.4 | 33.4 |
| KICKOFF RETURNS | 53 | 49 |
| Total Yards Returned | 820 | 957 |
| Average Length of Return | 21.6 | 21.8 |
| PENALTIES | 75 | 68 |
| Yards Penalized | 694 | 526 |
| Net Loss/Gain | –168 | 168 |
| FUMBLES | 26 | 22 |
| Own Fumbles Recovered | 6 | 13 |
| Opponents' Fumbles Recovered | 9 | 20 |
| FIELD GOALS | 6 | 13 |
| Field Goals Attempted | 18 | 24 |
| TOTAL POINTS SCORED | 255 | 205 |
| Touchdowns Scored | 34 | 24 |
| Touchdowns Rushing | 19 | 9 |
| Touchdowns Passing | 14 | 15 |
| Touchdown Returns | 1 | 0 |
| Extra Points | 31 | 22 |
| Safeties | 1 | 0 |

| SCORING | TDs | Ru | Pa | Int | Fu | KO | Pu | PAT | FG | S | Pts |
|---|---|---|---|---|---|---|---|---|---|---|---|
| Soltau, Gordy | 7 | 0 | 7 | 0 | 0 | 0 | 0 | 30/32 | 6/18 | 0 | 90 |
| Arenas, Joe | 4 | 3 | 1 | 0 | 0 | 0 | 0 | 0/0 | 0/0 | 0 | 24 |
| Perry, Joe | 4 | 3 | 1 | 0 | 0 | 0 | 0 | 0/0 | 0/0 | 0 | 24 |
| Albert, Frank | 3 | 3 | 0 | 0 | 0 | 0 | 0 | 0/0 | 0/0 | 0 | 18 |
| Strzykalski, John | 3 | 3 | 0 | 0 | 0 | 0 | 0 | 0/0 | 0/0 | 0 | 18 |
| *Wilson, Billy* | 3 | 0 | 3 | 0 | 0 | 0 | 0 | 0/0 | 0/0 | 0 | 18 |
| Lillywhite, Verl | 2 | 1 | 1 | 0 | 0 | 0 | 0 | 0/0 | 0/0 | 0 | 12 |
| *Monachino, Jim* | 2 | 2 | 0 | 0 | 0 | 0 | 0 | 0/0 | 0/0 | 0 | 12 |
| Schabarum, Pete | 2 | 2 | 0 | 0 | 0 | 0 | 0 | 0/0 | 0/0 | 0 | 12 |
| Cason, Jim | 1 | 0 | 0 | 1 | 0 | 0 | 0 | 0/0 | 0/0 | 0 | 6 |
| *Jessup, Bill* | 1 | 0 | 1 | 0 | 0 | 0 | 0 | 0/0 | 0/0 | 0 | 6 |
| Nomellini, Leo | 1 | 0 | 0 | 0 | 0 | 0 | 1 | 0/0 | 0/0 | 0 | 6 |
| Tittle, Y.A. | 1 | 1 | 0 | 0 | 0 | 0 | 0 | 0/0 | 0/0 | 0 | 6 |
| *Tanner, Hampton* | 0 | 0 | 0 | 0 | 0 | 0 | 0 | 0/0 | 0/0 | 1 | 2 |
| Bruce, Gail | 0 | 0 | 0 | 0 | 0 | 0 | 0 | 1/1 | 0/0 | 0 | 1 |
| **49ERS** | **34** | **18** | **14** | **1** | **0** | **0** | **1** | **31/33** | **6/18** | **1** | **255** |
| **OPPONENTS** | **24** | **9** | **15** | **0** | **0** | **0** | **0** | **22/24** | **13/24** | **0** | **205** |

*Rookie Names in Italics*

| RUSHING | Att | Yds | Avg | LG | TD |
|---|---|---|---|---|---|
| Perry, Joe | 136 | 677 | 5.0 | 58t | 3 |
| Lillywhite, Verl | 67 | 397 | 5.9 | 60t | 1 |
| *Schabarum, Pete* | 76 | 311 | 4.1 | 67 | 2 |
| Strzykalski, John | 81 | 296 | 3.7 | 13 | 3 |
| *Arenas, Joe* | 34 | 183 | 5.4 | 15 | 3 |
| *Strickland, Bishop* | 34 | 165 | 4.9 | 15 | 0 |
| Albert, Frank | 35 | 146 | 4.2 | 34 | 3 |
| *Monachino, Jim* | 21 | 74 | 3.5 | 7 | 2 |
| Standlee, Norm | 16 | 65 | 4.1 | 13 | 0 |
| *White, Bob* | 8 | 33 | 4.1 | 9 | 0 |
| Tittle, Y.A. | 13 | 18 | 1.4 | 5 | 1 |
| Cason, Jim | 1 | 5 | 5.0 | 5 | 0 |
| Soltau, Gordy | 1 | –4 | –4.0 | –4 | 0 |
| **49ERS** | **523** | **2,366** | **4.5** | **67** | **18** |
| **OPPONENTS** | **417** | **1,549** | **3.7** | **61** | **9** |

| RECEIVING | No | Yds | Avg | LG | TD |
|---|---|---|---|---|---|
| Soltau, Gordy | 59 | 826 | 14.0 | 48t | 7 |
| *Wilson, Billy* | 18 | 268 | 14.9 | 38 | 3 |
| Perry, Joe | 18 | 167 | 9.3 | 35 | 1 |
| Beals, Alyn | 12 | 126 | 10.5 | 22 | 0 |
| Strzykalski, John | 12 | 105 | 8.8 | 13 | 0 |
| Lillywhite, Verl | 11 | 125 | 11.4 | 29 | 1 |
| *Schabarum, Pete* | 10 | 162 | 16.2 | 47 | 0 |
| *Jessup, Bill* | 7 | 99 | 14.1 | 31 | 1 |
| *White, Bob* | 3 | 36 | 12.0 | 22 | 0 |
| *Arenas, Joe* | 1 | 12 | 12.0 | 12t | 1 |
| *Berry, Rex* | 1 | 12 | 12.0 | 12 | 0 |
| Cason, Jim | 1 | 8 | 8.0 | 8 | 0 |
| *Monachino, Jim* | 1 | 6 | 6.0 | 6 | 0 |
| Johnson, Bill | 0 | 3 | 0.0 | 3 | 0 |
| **49ERS** | **154** | **1,955** | **12.7** | **48t** | **14** |
| **OPPONENTS** | **158** | **2,313** | **14.6** | **81t** | **15** |

| INTERCEPTIONS | No | Yds | Avg | LG | TD |
|---|---|---|---|---|---|
| Wagner, Lowell | 9 | 115 | 12.8 | 40 | 0 |
| Cason, Jim | 8 | 147 | 18.4 | 65t | 1 |
| *Berry, Rex* | 4 | 77 | 19.3 | 38 | 0 |
| Powers, Jim | 4 | 73 | 18.3 | 28 | 0 |
| Lillywhite, Verl | 3 | 47 | 15.7 | 24 | 0 |
| Wismann, Pete | 2 | 12 | 6.0 | 10 | 0 |
| *Carapella, Al* | 1 | 11 | 11.0 | 11 | 0 |
| *White, Bob* | 1 | 11 | 11.0 | 11 | 0 |
| Brown, Hardy | 1 | 5 | 5.0 | 5 | 0 |
| **49ERS** | **33** | **498** | **15.1** | **65t** | **1** |
| **OPPONENTS** | **19** | **223** | **11.7** | **62** | **0** |

| KICKOFF RETURNS | No | Yds | Avg | LG | TD |
|---|---|---|---|---|---|
| *Arenas, Joe* | 21 | 542 | 25.8 | 49 | 0 |
| Cason, Jim | 10 | 196 | 19.6 | 41 | 0 |
| Nomellini, Leo | 2 | 27 | 13.5 | 16 | 0 |
| Perry, Joe | 1 | 32 | 32.0 | 32 | 0 |
| *Strickland, Bishop* | 1 | 14 | 14.0 | 14 | 0 |
| Collins, Ray | 1 | 6 | 6.0 | 6 | 0 |
| Banducci, Bruno | 1 | 3 | 3.0 | 3 | 0 |
| *Wilson, Billy* | 1 | 0 | 0.0 | 0 | 0 |
| **49ERS** | **38** | **820** | **21.6** | **49** | **0** |
| **OPPONENTS** | **44** | **957** | **21.8** | **63** | **0** |

| PUNT RETURNS | No | Yds | Avg | LG | TD |
|---|---|---|---|---|---|
| *Arenas, Joe* | 21 | 272 | 13.0 | 51 | 0 |
| Cason, Jim | 13 | 115 | 8.9 | 20 | 0 |
| Nomellini, Leo | 1 | 20 | 20.0 | 20t | 1 |
| **49ERS** | **35** | **407** | **11.6** | **51** | **1** |
| **OPPONENTS** | **21** | **140** | **6.7** | **58** | **0** |

| PUNTING | No | Yds | Avg | LG | Blk |
|---|---|---|---|---|---|
| Albert, Frank | 34 | 1,506 | 44.3 | 66 | 0 |
| Lillywhite, Verl | 20 | 848 | 42.4 | 75 | 0 |
| **49ERS** | **54** | **2,354** | **43.6** | **75** | **0** |
| **OPPONENTS** | **70** | **2,826** | **40.4** | **67** | **1** |

| PASSING | Att | Comp | Pct | Yds | LG | TD | Int | QB |
|---|---|---|---|---|---|---|---|---|
| Tittle, Y.A. | 114 | 63 | 55.3 | 808 | 48t | 8 | 9 | 68.2 |
| Albert, Frank | 166 | 90 | 54.2 | 1,116 | 47 | 5 | 10 | 60.2 |
| Perry, Joe | 1 | 1 | 100.0 | 31 | 31t | 1 | 0 | 158.3 |
| **49ERS** | **281** | **154** | **54.8** | **1,955** | **48t** | **14** | **19** | **65.2** |
| **OPPONENTS** | **353** | **158** | **44.8** | **2,313** | **81t** | **15** | **33** | **41.9** |

## 1952 (7-5)

### Lawrence T. Shaw, Coach

| | | | |
|---|---|---|---|
| W | 17 | Detroit (52,750), S–28 | 3 |
| W | 37 | at Dallas Texans (12,566), O–5 | 14 |
| W | 28 | at Detroit (42,842), O–12 | 0 |
| W | 40 | at Chicago Bears (46,338), O–19 | 16 |
| W | 48 | Dallas Texans (26,887), O–26 | 21 |
| L | 17 | Chicago Bears (58,255), N–2 | 20 |
| L | 14 | at New York Giants (54,230), N–9 | 23 |
| W | 23 | at Washington (30,863), N–16 | 17 |
| L | 9 | at Los Angeles Rams (64,450), N–23 | 35 |
| L | 21 | Los Angeles Rams (49,420), N–30 | 34 |
| L | 7 | Pittsburgh (13,886), D–7 | 24 |
| W | 24 | Green Bay (17,579), D–14 | 14 |
| | **285** | | **221** |

| TEAM STATISTICS | 49ers | Opp |
|---|---|---|
| TOTAL FIRST DOWNS | 213 | 167 |
| By Rushing | 97 | 81 |
| By Passing | 104 | 76 |
| By Penalties | 12 | 10 |
| TOTAL YARDS GAINED | 4,276 | 3,495 |
| By Rushing | 1,905 | 1,566 |
| By Passing | 2,371 | 1,929 |
| TOTAL PLAYS FROM SCRIMMAGE | 884 | 887 |
| Rushes | 421 | 412 |
| Average Gain Per Rush | 5.0 | 3.8 |
| FORWARD PASSES ATTEMPTED | 342 | 342 |
| Number Completed | 174 | 151 |
| Per Cent Completed | 51.8 | 44.2 |
| Yards Lost Passing | 396 | 291 |
| Passes Had Intercepted | 23 | 17 |
| Yards Gained Per Pass | 5.8 | 4.8 |
| Yards Gained Per Completion | 13.6 | 12.8 |
| PUNTS | 68 | 78 |
| Total Yardage of Punts | 2,899 | 3,218 |
| Average Length | 42.6 | 41.3 |
| Net avg. per punt | 36.8 | 34.6 |
| KICKOFF RETURNS | 58 | 50 |
| Total Yards Returned | 798 | 1,242 |
| Average Length of Return | 22.2 | 23.9 |
| PENALTIES | 79 | 65 |
| Yards Penalized | 628 | 530 |
| Net Loss/Gain | –98 | 98 |
| FUMBLES | 26 | 31 |
| Own Fumbles Recovered | 13 | 13 |
| Opponents' Fumbles Recovered | 18 | 13 |
| FIELD GOALS | 6 | 10 |
| Field Goals Attempted | 12 | 21 |
| TOTAL POINTS SCORED | 285 | 221 |
| Touchdowns Scored | 38 | 27 |
| Touchdowns Rushing | 16 | 10 |
| Touchdowns Passing | 19 | 15 |
| Touchdown Returns | 3 | 2 |
| Extra Points | 35 | 27 |
| Field Goals | 6 | 10 |
| Safeties | 2 | 1 |

| SCORING | TDs | Ru | Pa | Int | Fu | KO | Pu | PAT | FG | S | Pts |
|---|---|---|---|---|---|---|---|---|---|---|---|
| Soltau, Gordy | 7 | 0 | 7 | 0 | 0 | 0 | 0 | 34/36 | 6/12 | 0 | 94 |
| *McElhenny, Hugh* | 10 | 6 | 3 | 0 | 0 | 0 | 1 | 0/0 | 0/0 | 0 | 60 |
| Perry, Joe | 8 | 8 | 0 | 0 | 0 | 0 | 0 | 0/0 | 0/0 | 0 | 48 |
| White, Bob | 3 | 1 | 2 | 0 | 0 | 0 | 0 | 0/0 | 0/0 | 0 | 18 |
| Wilson, Billy | 3 | 0 | 3 | 0 | 0 | 0 | 0 | 0/0 | 0/0 | 0 | 18 |
| *O'Donahue, Pat* | 1 | 0 | 0 | 0 | 0 | 0 | 1 | 1/1 | 0/0 | 0 | 7 |
| Albert, Frank | 1 | 1 | 0 | 0 | 0 | 0 | 0 | 0/0 | 0/0 | 0 | 6 |
| Aldridge, Ben | 1 | 0 | 1 | 0 | 0 | 0 | 0 | 0/0 | 0/0 | 0 | 6 |
| Arenas, Joe | 1 | 0 | 1 | 0 | 0 | 0 | 0 | 0/0 | 0/0 | 0 | 6 |
| Boone, J.R. | 1 | 0 | 1 | 0 | 0 | 0 | 0 | 0/0 | 0/0 | 0 | 6 |
| Burke, Don | 1 | 0 | 0 | 1 | 0 | 0 | 0 | 0/0 | 0/0 | 0 | 6 |
| Jessup, Bill | 1 | 0 | 1 | 0 | 0 | 0 | 0 | 0/0 | 0/0 | 0 | 6 |
| Momsen, Bob | 0 | 0 | 0 | 0 | 0 | 0 | 0 | 0/0 | 0/0 | 1 | 2 |
| *Powell, Charlie* | 0 | 0 | 0 | 0 | 0 | 0 | 0 | 0/0 | 0/0 | 1 | 2 |
| **49ERS** | **38** | **16** | **19** | **1** | **0** | **0** | **2** | **35/37** | **6/12** | **2** | **285** |
| **OPPONENTS** | **27** | **10** | **15** | **0** | **1** | **0** | **1** | **27/27** | **10/21** | **1** | **221** |

*Rookie Names in Italics*

| RUSHING | Att | Yds | Avg | LG | TD |
|---|---|---|---|---|---|
| Perry, Joe | 158 | 725 | 4.6 | 78t | 8 |
| *McElhenny, Hugh* | 98 | 684 | 7.0 | 89t | 6 |
| Arenas, Joe | 44 | 183 | 4.2 | 14 | 0 |
| Albert, Frank | 22 | 87 | 4.0 | 29 | 1 |
| Boone, J.R. | 24 | 72 | 3.0 | 12 | 0 |
| Strzykalski, John | 16 | 53 | 3.3 | 11 | 0 |
| Aldridge, Ben | 13 | 36 | 2.8 | 11 | 0 |
| White, Bob | 24 | 33 | 1.4 | 17 | 1 |
| Cathcart, Sam | 6 | 21 | 3.5 | 7 | 0 |
| Standlee, Norm | 2 | 8 | 4.0 | 9 | |
| Berry, Rex | 1 | 7 | 7.0 | 7 | 0 |
| Nomellini, Leo | 1 | 5 | 5.0 | 5 | 0 |
| *Meyers, Bob* | 1 | 2 | 2.0 | 2 | 0 |
| Tittle, Y.A. | 11 | –11 | –1.0 | 4 | 0 |
| **49ERS** | **421** | **1,905** | **4.5** | **89t** | **16** |
| **OPPONENTS** | **412** | **1,566** | **3.8** | **51** | **10** |

| RECEIVING | No | Yds | Avg | LG | TD |
|---|---|---|---|---|---|
| Soltau, Gordy | 55 | 774 | 14.1 | 49t | 7 |
| *McElhenny, Hugh* | 26 | 367 | 14.1 | 77 | 3 |
| Boone, J.R. | 25 | 461 | 18.4 | 53 | 1 |
| Wilson, Billy | 23 | 304 | 13.2 | 40 | 3 |
| Perry, Joe | 15 | 81 | 5.4 | 17 | 0 |
| White, Bob | 12 | 173 | 14.4 | 60 | 2 |
| Jessup, Bill | 6 | 108 | 18.0 | 58 | 1 |
| Arenas, Joe | 5 | 47 | 9.4 | 14 | 1 |
| Aldridge, Ben | 4 | 22 | 5.5 | 16 | 1 |
| Cathcart, Sam | 2 | 15 | 7.5 | 13 | 0 |
| Henke, Ed | 1 | 13 | 13.0 | 13 | 0 |
| Wagner, Lowell | 1 | 6 | 6.0 | 6 | 0 |
| Strzykalski, John | 1 | 4 | 4.0 | 4 | 0 |
| Banducci, Bruno | 1 | –4 | –4.0 | –4 | 0 |
| **49ERS** | **177** | **2,371** | **13.4** | **77** | **19** |
| **OPPONENTS** | **151** | **1,929** | **12.8** | **90t** | **15** |

| INTERCEPTIONS | No | Yds | Avg | LG | TD |
|---|---|---|---|---|---|
| Wagner, Lowell | 6 | 69 | 11.5 | 30 | 0 |
| Cathcart, Sam | 3 | 64 | 21.3 | 30 | 0 |
| Powers, Jim | 2 | 37 | 18.5 | 23 | 0 |
| Berry, Rex | 2 | 27 | 13.5 | 23 | 0 |
| Cason, Jim | 2 | 4 | 2.0 | 4 | 0 |
| Burke, Don | 1 | 35 | 35.0 | 35t | 1 |
| Brown, Hardy | 1 | 16 | 16.0 | 16 | 0 |
| **49ERS** | **17** | **252** | **14.8** | **35t** | **1** |
| **OPPONENTS** | **23** | **299** | **13.0** | **38** | **0** |

| KICKOFF RETURNS | No | Yds | Avg | LG | TD |
|---|---|---|---|---|---|
| Arenas, Joe | 11 | 291 | 26.5 | 47 | 0 |
| *McElhenny, Hugh* | 18 | 396 | 22.0 | 40 | 0 |
| Brown, Hardy | 2 | 31 | 15.5 | 23 | 0 |
| *O'Donahue, Pat* | 2 | 17 | 8.5 | 10 | 0 |
| Burke, Don | 1 | 25 | 25.0 | 25 | 0 |
| Cathcart, Sam | 1 | 20 | 20.0 | 20 | 0 |
| Nomellini, Leo | 1 | 18 | 18.0 | 18 | 0 |
| **49ERS** | **36** | **798** | **22.2** | **47** | **0** |
| **OPPONENTS** | **52** | **1,242** | **23.9** | **52** | **0** |

| PUNT RETURNS | No | Yds | Avg | LG | TD |
|---|---|---|---|---|---|
| *McElhenny, Hugh* | 20 | 284 | 14.2 | 94t | 1 |
| Boone, J.R. | 11 | 66 | 6.0 | 17 | 0 |
| Arenas, Joe | 7 | 40 | 5.7 | 13 | 0 |
| Cathcart, Sam | 1 | 23 | 23.0 | 23 | 0 |
| *O'Donahue, Pat* | 1 | 23 | 23.0 | 23t | 1 |
| **49ERS** | **40** | **436** | **10.9** | **94t** | **2** |
| **OPPONENTS** | **29** | **359** | **12.4** | **82t** | **1** |

| PUNTING | No | Yds | Avg | LG | Blk |
|---|---|---|---|---|---|
| Albert, Frank | 68 | 2,899 | 42.6 | 70 | 0 |
| **49ERS** | **68** | **2,899** | **42.6** | **70** | **0** |
| **OPPONENTS** | **78** | **3,218** | **41.3** | **66** | **0** |

| PASSING | Att | Comp | Pct | Yds | LG | TD | Int | QB |
|---|---|---|---|---|---|---|---|---|
| Albert, Frank | 129 | 71 | 55.0 | 964 | 60t | 8 | 10 | 67.5 |
| Tittle, Y.A. | 208 | 106 | 51.0 | 1,407 | 77 | 11 | 12 | 66.3 |
| Arenas, Joe | 1 | 0 | 0.0 | 0 | 0 | 0 | 0 | 39.6 |
| Cathcart, Sam | 1 | 0 | 0.0 | 0 | 0 | 0 | 1 | 0.0 |
| Powers, Jim | 1 | 0 | 0.0 | 0 | 0 | 0 | 0 | 39.6 |
| Perry, Joe | 2 | 0 | 0.0 | 0 | 0 | 0 | 0 | 39.6 |
| **49ERS** | **342** | **177** | **51.8** | **2,371** | **77** | **19** | **23** | **64.6** |
| **OPPONENTS** | **342** | **151** | **44.2** | **1,929** | **90t** | **15** | **17** | **56.3** |

## 1953 (9-3)

### Lawrence T. Shaw, Coach

| | | | |
|---|---|---|---|
| W | 31 | Philadelphia (25,000), S–27 | 21 |
| W | 31 | Los Angeles Rams (41,446), O–4 | 30 |
| L | 21 | at Detroit (56,080), O–11 | 24 |
| W | 35 | at Chicago Bears (36,909), O–18 | 28 |
| L | 10 | Detroit (52,300), O–25 | 14 |
| W | 24 | Chicago Bears (26,308), N–1 | 14 |
| W | 31 | at Los Angeles Rams (85,856), N–8 | 27 |
| L | 21 | at Cleveland (80,698), N–15 | 23 |
| W | 37 | at G.B. in Milwaukee (16,378), N–22 | 7 |
| W | 38 | at Baltimore (26,005), N–29 | 21 |
| W | 48 | Green Bay (31,337), D–6 | 14 |
| W | 45 | Baltimore (23,932), D–13 | 14 |
| | **372** | | **237** |

| TEAM STATISTICS | 49ers | Opp |
|---|---|---|
| TOTAL FIRST DOWNS | 243 | 206 |
| By Rushing | 128 | 99 |
| By Passing | 99 | 95 |
| By Penalties | 16 | 12 |
| TOTAL YARDS GAINED | 4,398 | 3,425 |
| By Rushing | 2,230 | 1,548 |
| By Passing | 2,168 | 1,877 |
| TOTAL PLAYS FROM SCRIMMAGE | 825 | 830 |
| Rushes | 443 | 398 |
| Average Gain Per Rush | 5.0 | 3.9 |
| FORWARD PASSES ATTEMPTED | 322 | 356 |
| Number Completed | 174 | 173 |
| Per Cent Completed | 54.0 | 48.6 |
| Yards Lost Passing | 239 | 223 |
| Passes Had Intercepted | 19 | 23 |
| Yards Gained Per Pass | 6.7 | 5.3 |
| Yards Gained Per Completion | 12.5 | 10.8 |
| PUNTS | 42 | 60 |
| Total Yardage of Punts | 1,706 | 2,457 |
| Average Length | 40.6 | 41.0 |
| Net avg. per punt | 37.5 | 35.8 |
| KICKOFF RETURNS | 49 | 69 |
| Number Returned | 43 | 59 |
| Total Yards Returned | 1,105 | 1,264 |
| Average Length of Return | 25.7 | 21.4 |
| PENALTIES | 90 | 71 |
| Yards Penalized | 772 | 615 |
| Net Loss/Gain | –157 | 157 |
| FUMBLES | 28 | 33 |
| Own Fumbles Recovered | 9 | 16 |
| Opponents' Fumbles Recovered | 17 | 19 |
| FIELD GOALS | 10 | 9 |
| Field Goals Attempted | 13 | 16 |
| TOTAL POINTS SCORED | 372 | 237 |
| Touchdowns Scored | 49 | 30 |
| Touchdowns Rushing | 26 | 12 |
| Touchdowns Passing | 22 | 17 |
| Touchdown Returns | 1 | 1 |
| Extra Points | 48 | 30 |
| Field Goals | 10 | 9 |
| Safeties | 0 | 0 |

| SCORING | TDs | Ru | Pa | Int | Fu | KO | Pu | PAT | FG | S | Pts |
|---|---|---|---|---|---|---|---|---|---|---|---|
| Soltau, Gordy | 6 | 0 | 6 | 0 | 0 | 0 | 0 | 48/49 | 10/15 | 0 | 114 |
| Perry, Joe | 13 | 10 | 3 | 0 | 0 | 0 | 0 | 0/0 | 0/3 | 0 | 78 |
| Wilson, Billy | 10 | 0 | 10 | 0 | 0 | 0 | 0 | 0/0 | 0/0 | 0 | 60 |
| Arenas, Joe | 7 | 6 | 1 | 0 | 0 | 0 | 0 | 0/0 | 0/0 | 0 | 42 |
| Tittle, Y.A. | 6 | 6 | 0 | 0 | 0 | 0 | 0 | 0/0 | 0/0 | 0 | 36 |
| McElhenny, Hugh | 5 | 3 | 2 | 0 | 0 | 0 | 0 | 0/0 | 0/0 | 0 | 30 |
| Berry, Rex | 1 | 0 | 0 | 1 | 0 | 0 | 0 | 0/0 | 0/0 | 0 | 6 |
| *Mixon, Billy* | 1 | 1 | 0 | 0 | 0 | 0 | 0 | 0/0 | 0/0 | 0 | 6 |
| **49ERS** | **49** | **26** | **22** | **1** | **0** | **0** | **0** | **48/49** | **10/18** | **0** | **372** |
| **OPPONENTS** | **30** | **12** | **17** | **0** | **1** | **0** | **0** | **30/30** | **9/16** | **0** | **237** |

*Rookie Names in Italics*

| RUSHING | Att | Yds | Avg | LG | TD |
|---|---|---|---|---|---|
| Perry, Joe | 192 | 1,018 | 5.3 | 51t | 10 |
| McElhenny, Hugh | 112 | 503 | 4.5 | 33 | 3 |
| Arenas, Joe | 72 | 380 | 5.3 | 60t | 6 |
| *Mixon, Billy* | 25 | 176 | 7.0 | 33 | 1 |
| Schabarum, Pete | 18 | 104 | 5.8 | 23 | 0 |
| Tittle, Y.A. | 14 | 41 | 2.9 | 14 | 6 |
| Monachino, Jim | 4 | 10 | 2.5 | 5 | 0 |
| Wagner, Lowell | 1 | 4 | 4.0 | 4 | 0 |
| *Ledyard, Hal* | 1 | 3 | 3.0 | 3 | 0 |
| *Bahnsen, Ken* | 1 | 1 | 1.0 | 1 | 0 |
| Powers, Jim | 3 | –10 | –3.3 | 0 | 0 |
| **49ERS** | **443** | **2,230** | **5.0** | **60t** | **26** |
| **OPPONENTS** | **398** | **1,548** | **3.9** | **48** | **12** |

| RECEIVING | No | Yds | Avg | LG | TD |
|---|---|---|---|---|---|
| Wilson, Billy | 51 | 840 | 16.5 | 61t | 10 |
| Soltau, Gordy | 43 | 620 | 14.4 | 54t | 6 |
| McElhenny, Hugh | 30 | 474 | 15.8 | 71 | 2 |
| Perry, Joe | 19 | 191 | 10.1 | 60t | 3 |
| Arenas, Joe | 10 | 113 | 11.3 | 38 | 1 |
| Schabarum, Pete | 10 | 96 | 9.6 | 31 | 0 |
| *Babcock, Harry* | 7 | 59 | 8.4 | 13 | 0 |
| Monachino, Jim | 2 | 9 | 4.5 | 9 | 0 |
| *Mixon, Billy* | 1 | 7 | 7.0 | 7 | 0 |
| *Hogland, Doug* | 1 | –2 | –2.0 | –2 | 0 |
| **49ERS** | **174** | **2,407** | **13.8** | **71** | **22** |
| **OPPONENTS** | **173** | **2,100** | **12.1** | **66t** | **17** |

| INTERCEPTIONS | No | Yds | Avg | LG | TD |
|---|---|---|---|---|---|
| Berry, Rex | 7 | 142 | 20.3 | 29 | 1 |
| Wagner, Lowell | 6 | 135 | 22.5 | 32 | 0 |
| *Bruney, Fred* | 5 | 59 | 11.8 | 23 | 0 |
| Arenas, Joe | 2 | 29 | 14.5 | 17 | 0 |
| *Morton, John* | 2 | 16 | 8.0 | 9 | 0 |
| Brown, Hardy | 1 | 7 | 7.0 | 7 | 0 |
| **49ERS** | **23** | **388** | **16.9** | **32** | **1** |
| **OPPONENTS** | **19** | **204** | **10.7** | **30** | **0** |

| KICKOFF RETURNS | No | Yds | Avg | LG | TD |
|---|---|---|---|---|---|
| Arenas, Joe | 16 | 551 | 34.4 | 82 | 0 |
| McElhenny, Hugh | 15 | 368 | 24.5 | 55 | 0 |
| Schabarum, Pete | 2 | 50 | 25.0 | 27 | 0 |
| *Bruney, Fred* | 2 | 46 | 23.0 | 25 | 0 |
| Perry, Joe | 2 | 21 | 10.5 | 11 | 0 |
| *Babcock, Harry* | 2 | 3 | 1.5 | 3 | 0 |
| Berry, Rex | 1 | 37 | 37.0 | 37 | 0 |
| *Bahnsen, Ken* | 1 | 21 | 21.0 | 21 | 0 |
| Nomellini, Leo | 1 | 5 | 5.0 | 5 | 0 |
| Brown, Hardy | 1 | 3 | 3.0 | 3 | 0 |
| **49ERS** | **43** | **1,105** | **25.7** | **82** | **0** |
| **OPPONENTS** | **59** | **1,264** | **21.4** | **78** | **0** |

| PUNT RETURNS | No | Yds | Avg | LG | TD |
|---|---|---|---|---|---|
| McElhenny, Hugh | 15 | 104 | 6.9 | 25 | 0 |
| Arenas, Joe | 8 | 93 | 11.6 | 50 | 0 |
| Berry, Rex | 7 | 42 | 6.0 | 17 | 0 |
| Schabarum, Pete | 2 | 0 | 0.0 | 0 | 0 |
| *Bruney, Fred* | 1 | 11 | 11.0 | 11 | 0 |
| **49ERS** | **33** | **250** | **7.6** | **50** | **0** |
| **OPPONENTS** | **27** | **109** | **4.0** | **13** | **0** |

| PUNTING | No | Yds | Avg | LG | Blk |
|---|---|---|---|---|---|
| Powers, Jim | 42 | 1,706 | 40.6 | 55 | 1 |
| **49ERS** | **42** | **1,706** | **40.6** | **55** | **1** |
| **OPPONENTS** | **60** | **2,457** | **41.0** | **61** | **0** |

| PASSING | Att | Comp | Pct | Yds | LG | TD | Int | QB |
|---|---|---|---|---|---|---|---|---|
| Tittle, Y.A. | 259 | 149 | 57.5 | 2,121 | 71t | 20 | 16 | 84.2 |
| Powers, Jim | 49 | 22 | 44.9 | 259 | 28 | 1 | 2 | 51.3 |
| McElhenny, Hugh | 3 | 2 | 66.7 | 13 | 11t | 1 | 0 | 115.3 |
| Perry, Joe | 1 | 1 | 100.0 | 14 | 14 | 0 | 0 | 118.8 |
| Arenas, Joe | 1 | 0 | 0.0 | 0 | 0 | 0 | 0 | 39.6 |
| *Ledyard, Hal* | 9 | 0 | 0.0 | 0 | 0 | 0 | 0 | 39.6 |
| **49ERS** | **322** | **174** | **54.0** | **2,407** | **71t** | **22** | **18** | **77.8** |
| **OPPONENTS** | **356** | **173** | **48.6** | **1,877** | **66t** | **17** | **23** | **53.6** |

## 1954 (7-4-1)

### Lawrence T. Shaw, Coach

| | | | |
|---|---|---|---|
| W | 41 | Washington (32,085), S–26 | 7 |
| T | 24 | at Los Angeles Rams (79,208), O–3 | 24 |
| W | 23 | at G.B. in Milwaukee (15,571), O–10 | 17 |
| W | 27 | at Chicago Bears (42,935), O–17 | 24 |
| W | 37 | Detroit (58,891), O–24 | 31 |
| L | 27 | Chicago Bears (49,833), O–31 | 31 |
| L | 34 | Los Angeles Rams (58,758), N–7 | 42 |
| L | 7 | at Detroit (58,431), N–14 | 48 |
| W | 31 | at Pittsburgh (37,001), N–20 | 3 |
| L | 13 | at Baltimore (23,875), N–28 | 17 |
| W | 35 | Green Bay (32,012), D–5 | 0 |
| W | 10 | Baltimore (25,456), D–11 | 7 |
| | **313** | | **251** |

| TEAM STATISTICS | 49ers | Opp |
|---|---|---|
| TOTAL FIRST DOWNS | 252 | 207 |
| By Rushing | 125 | 74 |
| By Passing | 109 | 122 |
| By Penalties | 18 | 11 |
| TOTAL YARDS GAINED | 4,704 | 4,020 |
| By Rushing | 2,498 | 1,371 |
| By Passing | 2,206 | 2,649 |
| TOTAL PLAYS FROM SCRIMMAGE | 863 | 800 |
| Rushes | 442 | 348 |
| Average Gain Per Rush | 5.7 | 3.9 |
| FORWARD PASSES ATTEMPTED | 340 | 374 |
| Number Completed | 187 | 193 |
| Per Cent Completed | 55.0 | 51.6 |
| Yards Lost Passing | 238 | 366 |
| Passes Had Intercepted | 12 | 19 |
| Yards Gained Per Pass | 6.5 | 7.1 |
| Yards Gained Per Completion | 11.8 | 13.7 |
| PUNTS | 60 | 59 |
| Total Yardage of Punts | 2,221 | 2,420 |
| Average Length | 37.0 | 41.0 |
| Net avg. per punt | 32.2 | 34.8 |
| KICKOFF RETURNS | 51 | 64 |
| Number Returned | 39 | 57 |
| Total Yards Returned | 930 | 1,145 |
| Average Length of Return | 23.8 | 20.1 |
| PENALTIES | 73 | 51 |
| Yards Penalized | 614 | 426 |
| Net Loss/Gain | –188 | 188 |
| FUMBLES | 30 | 29 |
| Own Fumbles Recovered | 17 | 14 |
| Opponents' Fumbles Recovered | 18 | 13 |
| FIELD GOALS | 12 | 9 |
| Field Goals Attempted | 21 | 19 |
| TOTAL POINTS SCORED | 313 | 251 |
| Touchdowns Scored | 40 | 32 |
| Touchdowns Rushing | 28 | 8 |
| Touchdowns Passing | 10 | 24 |
| Touchdown Returns | 2 | 0 |
| Extra Points | 37 | 32 |
| Field Goals | 12 | 9 |
| Safeties | 0 | 0 |

| SCORING | TDs | Ru | Pa | Int | Fu | KO | Pu | PAT | FG | S | Pts |
|---|---|---|---|---|---|---|---|---|---|---|---|
| Soltau, Gordy | 2 | 0 | 2 | 0 | 0 | 0 | 0 | 31/33 | 11/18 | 0 | 76 |
| Perry, Joe | 8 | 8 | 0 | 0 | 0 | 0 | 0 | 6/7 | 1/3 | 0 | 57 |
| *Johnson, John Henry* | 9 | 9 | 0 | 0 | 0 | 0 | 0 | 0/0 | 0/0 | 0 | 54 |
| McElhenny, Hugh | 6 | 6 | 0 | 0 | 0 | 0 | 0 | 0/0 | 0/0 | 0 | 36 |
| Wilson, Billy | 5 | 0 | 5 | 0 | 0 | 0 | 0 | 0/0 | 0/0 | 0 | 30 |
| Tittle, Y.A. | 4 | 4 | 0 | 0 | 0 | 0 | 0 | 0/0 | 0/0 | 0 | 24 |
| Jessup, Bill | 3 | 0 | 3 | 0 | 0 | 0 | 0 | 0/0 | 0/0 | 0 | 18 |
| Berry, Rex | 1 | 0 | 0 | 1 | 0 | 0 | 0 | 0/0 | 0/0 | 0 | 6 |
| Brown, Hardy | 1 | 0 | 0 | 1 | 0 | 0 | 0 | 0/0 | 0/0 | 0 | 6 |
| Schabarum, Pete | 1 | 1 | 0 | 0 | 0 | 0 | 0 | 0/0 | 0/0 | 0 | 6 |
| **49ERS** | **40** | **28** | **10** | **2** | **0** | **0** | **0** | **37/40** | **12/21** | **0** | **313** |
| **OPPONENTS** | **32** | **8** | **24** | **0** | **0** | **0** | **0** | **32/32** | **9/19** | **0** | **251** |

*Rookie Names in Italics*

| RUSHING | Att | Yds | Avg | LG | TD |
|---|---|---|---|---|---|
| Perry, Joe | 173 | 1,049 | 6.1 | 58 | 8 |
| *Johnson, John Henry* | 129 | 681 | 5.3 | 38t | 9 |
| McElhenny, Hugh | 64 | 515 | 8.1 | 60t | 6 |
| Schabarum, Pete | 21 | 79 | 3.8 | 16 | 1 |
| Arenas, Joe | 11 | 77 | 7.0 | 26 | 0 |
| Tittle, Y.A. | 28 | 68 | 2.4 | 10 | 4 |
| Mixon, Billy | 7 | 19 | 2.7 | 7 | 0 |
| *Cassara, Frank* | 3 | 17 | 5.7 | 10 | 0 |
| Galiffa, Arnie | 1 | 2 | 2.0 | 2 | 0 |
| *Tidwell, Billy* | 1 | 1 | 1.0 | 1 | 0 |
| Cason, Jim | 2 | 1 | 0.5 | 3 | 0 |
| Jessup, Bill | 1 | –5 | –5.0 | –5 | 0 |
| Brown, Pete | 1 | –6 | –6.0 | –6 | 0 |
| **49ERS** | **442** | **2,498** | **5.7** | **60t** | **28** |
| **OPPONENTS** | **348** | **1,371** | **3.9** | **43t** | **8** |

| RECEIVING | No | Yds | Avg | LG | TD |
|---|---|---|---|---|---|
| Wilson, Billy | 60 | 830 | 13.8 | 43 | 5 |
| Jessup, Bill | 30 | 565 | 18.8 | 68t | 3 |
| *Johnson, John Henry* | 28 | 183 | 6.5 | 34 | 0 |
| Perry, Joe | 26 | 203 | 7.8 | 70 | 0 |
| Soltau, Gordy | 22 | 316 | 14.4 | 42 | 2 |
| McElhenny, Hugh | 8 | 162 | 20.3 | 53 | 0 |
| Babcock, Harry | 6 | 91 | 15.2 | 33 | 0 |
| Schabarum, Pete | 4 | 70 | 17.5 | 42 | 0 |
| Arenas, Joe | 2 | 12 | 6.0 | 12 | 0 |
| *Cassara, Frank* | 1 | 12 | 12.0 | 12 | 0 |
| **49ERS** | **187** | **2,444** | **13.1** | **70** | **10** |
| **OPPONENTS** | **193** | **3,015** | **15.6** | **78t** | **24** |

| INTERCEPTIONS | No | Yds | Avg | LG | TD |
|---|---|---|---|---|---|
| Berry, Rex | 3 | 69 | 23.0 | 34t | 1 |
| Brown, Hardy | 3 | 42 | 14.0 | 41t | 1 |
| Williams, John | 3 | 28 | 9.3 | 15 | 0 |
| Arenas, Joe | 3 | 26 | 8.7 | 26 | 0 |
| Carapella, Al | 2 | 40 | 20.0 | 27 | 0 |
| Mixon, Billy | 2 | 6 | 3.0 | 3 | 0 |
| Brown, Pete | 1 | 47 | 47.0 | 47 | 0 |
| Toneff, Bob | 1 | 15 | 15.0 | 15 | 0 |
| Schabarum, Pete | 1 | 9 | 9.0 | 9 | 0 |
| **49ERS** | **19** | **282** | **14.8** | **47** | **2** |
| **OPPONENTS** | **12** | **167** | **13.9** | **33** | **0** |

| KICKOFF RETURNS | No | Yds | Avg | LG | TD |
|---|---|---|---|---|---|
| Arenas, Joe | 16 | 362 | 22.6 | 41 | 0 |
| *Tidwell, Billy* | 10 | 287 | 28.7 | 65 | 0 |
| McElhenny, Hugh | 8 | 210 | 26.3 | 51 | 0 |
| *Johnson, John Henry* | 2 | 25 | 12.5 | 19 | 0 |
| Schabarum, Pete | 1 | 34 | 34.0 | 34 | 0 |
| Toneff, Bob | 1 | 10 | 10.0 | 10 | 0 |
| Hogland, Doug | 1 | 2 | 2.0 | 2 | 0 |
| **49ERS** | **39** | **930** | **23.9** | **65** | **0** |
| **OPPONENTS** | **57** | **1,145** | **20.1** | **43** | **0** |

| PUNT RETURNS | No | Yds | Avg | LG | TD |
|---|---|---|---|---|---|
| Arenas, Joe | 23 | 117 | 5.1 | 23 | 0 |
| McElhenny, Hugh | 8 | 78 | 9.8 | 32 | 0 |
| *Tidwell, Billy* | 3 | 0 | 0.0 | 17 | 0 |
| Schabarum, Pete | 2 | 10 | 5.0 | 10 | 0 |
| **49ERS** | **36** | **205** | **5.7** | **32** | **0** |
| **OPPONENTS** | **40** | **269** | **6.7** | **47** | **0** |

| PUNTING | No | Yds | Avg | LG | Blk |
|---|---|---|---|---|---|
| Brown, Pete | 49 | 1,837 | 37.5 | 51 | 0 |
| Brown, Hardy | 10 | 384 | 38.4 | 58 | 0 |
| Berry, Rex | 1 | 0 | 0.0 | 0 | 0 |
| **49ERS** | **60** | **2,221** | **37.0** | **58** | **0** |
| **OPPONENTS** | **59** | **2,420** | **41.0** | **60** | **0** |

| PASSING | Att | Comp | Pct | Yds | LG | TD | Int | QB |
|---|---|---|---|---|---|---|---|---|
| Tittle, Y.A. | 295 | 170 | 57.6 | 2,205 | 70 | 9 | 9 | 78.7 |
| Cason, Jim | 13 | 7 | 53.9 | 40 | 25 | 0 | 1 | 27.7 |
| *Duncan, Maury* | 14 | 4 | 28.6 | 82 | 29 | 0 | 2 | 11.9 |
| Galiffa, Arnie | 12 | 3 | 25.0 | 54 | 25 | 0 | 0 | 45.8 |
| *Johnson, John Henry* | 2 | 1 | 50.0 | 10 | 10t | 1 | 0 | 104.2 |
| Brown, Pete | 1 | 1 | 100.0 | 19 | 19 | 0 | 0 | 118.8 |
| Perry, Joe | 1 | 1 | 100.0 | 34 | 34 | 0 | 0 | 118.8 |
| Schabarum, Pete | 1 | 0 | 0.0 | 0 | 0 | 0 | 0 | 39.6 |
| *Tidwell, Billy* | 1 | 0 | 0.0 | 0 | 0 | 0 | 0 | 39.6 |
| **49ERS** | **340** | **187** | **55.0** | **2,444** | **70** | **10** | **12** | **73.0** |
| **OPPONENTS** | **374** | **193** | **51.6** | **2,649** | **78t** | **24** | **19** | **74.8** |

## 1955 (4-8)

### Norman P. Strader, Coach

| | | | |
|---|---|---|---|
| L | 14 | Los Angeles Rams (58,772), S–25 | 23 |
| L | 3 | Cleveland (43,595), O–2 | 38 |
| W | 20 | at Chicago Bears (41,651), O–9 | 19 |
| W | 27 | at Detroit (50,179), O–16 | 24 |
| L | 23 | Chicago Bears (56,350), O–23 | 34 |
| W | 38 | Detroit (44,831), O–30 | 21 |
| L | 14 | at Los Angeles Rams (71,832), N–6 | 27 |
| L | 0 | at Washington (25,112), N–13 | 7 |
| L | 21 | at G.B. in Milwaukee(19,099), N–20 | 27 |
| L | 14 | at Baltimore (33,485), N–27 | 26 |
| L | 7 | Green Bay (32,897), D–4 | 28 |
| W | 35 | Baltimore (33,471), D–11 | 24 |
| | **216** | | **308** |

| TEAM STATISTICS | 49ers | Opp |
|---|---|---|
| TOTAL FIRST DOWNS | 204 | 250 |
| By Rushing | 102 | 132 |
| By Passing | 80 | 103 |
| By Penalties | 13 | 15 |
| TOTAL YARDS GAINED | 3,651 | 4,008 |
| By Rushing | 1,713 | 2,135 |
| By Passing | 1,938 | 1,873 |
| TOTAL PLAYS FROM SCRIMMAGE | 786 | 930 |
| Rushes | 408 | 538 |
| Average Gain Per Rush | 4.2 | 4.0 |
| FORWARD PASSES ATTEMPTED | 303 | 311 |
| Number Completed | 151 | 147 |
| Per Cent Completed | 49.8 | 47.3 |
| Yards Lost Passing | 287 | 172 |
| Passes Had Intercepted | 28 | 21 |
| Yards Gained Per Pass | 6.4 | 6.0 |
| Yards Gained Per Completion | 12.8 | 12.7 |
| PUNTS | 63 | 59 |
| Total Yardage of Punts | 2,558 | 2,559 |
| Average Length | 40.6 | 43.4 |
| Net avg. per punt | 34.4 | 38.8 |
| KICKOFF RETURNS | 51 | 59 |
| Number Returned | 51 | 37 |
| Total Yards Returned | 1,097 | 867 |
| Average Length of Return | 25.5 | 23.4 |
| PENALTIES | 64 | 58 |
| Yards Penalized | 541 | 528 |
| FUMBLES | 25 | 19 |
| Own Fumbles Recovered | 7 | 6 |
| Opponents' Fumbles Recovered | 13 | 18 |
| FIELD GOALS | 3 | 12 |
| Field Goals Attempted | 12 | 24 |
| TOTAL POINTS SCORED | 216 | 298 |
| Touchdowns Scored | 30 | 37 |
| Touchdowns Rushing | 12 | 24 |
| Touchdowns Passing | 17 | 10 |
| Touchdowns Returns | 1 | 3 |
| Extra Points | 27 | 36 |
| Field Goals | 3 | 12 |
| Safeties | 0 | 2 |

| SCORING | TDs | Ru | Pa | Int | Fu | KO | Pu | PAT | FG | S | Pts |
|---|---|---|---|---|---|---|---|---|---|---|---|
| Soltau, Gordy | 1 | 0 | 1 | 0 | 0 | 0 | 0 | 27/30 | 3/12 | 0 | 42 |
| Wilson, Billy | 7 | 0 | 7 | 0 | 0 | 0 | 0 | 0/0 | 0/0 | 0 | 42 |
| McElhenny, Hugh | 6 | 4 | 2 | 0 | 0 | 0 | 0 | 0/0 | 0/0 | 0 | 36 |
| *Moegle, Dicky* | 5 | 5 | 0 | 0 | 0 | 0 | 0 | 0/0 | 0/0 | 0 | 30 |
| *Hardy, Carroll* | 4 | 0 | 4 | 0 | 0 | 0 | 0 | 0/0 | 0/0 | 0 | 24 |
| Perry, Joe | 3 | 2 | 1 | 0 | 0 | 0 | 0 | 0/0 | 0/0 | 0 | 18 |
| Arenas, Joe | 2 | 0 | 2 | 0 | 0 | 0 | 0 | 0/0 | 0/0 | 0 | 12 |
| Berry, Rex | 1 | 0 | 0 | 1 | 0 | 0 | 0 | 0/0 | 0/0 | 0 | 6 |
| Johnson, John Henry | 1 | 1 | 0 | 0 | 0 | 0 | 0 | 0/0 | 0/0 | 0 | 6 |
| **49ERS** | **30** | **12** | **17** | **1** | **0** | **0** | **0** | **27/30** | **3/12** | **0** | **216** |
| **OPPONENTS** | **37** | **24** | **10** | **2** | **0** | **0** | **1** | **36/37** | **12/24** | **2** | **298** |

*Rookie Names in Italics*

| RUSHING | Att | Yds | Avg | LG | TD |
|---|---|---|---|---|---|
| Perry, Joe | 156 | 701 | 4.5 | 42 | 2 |
| McElhenny, Hugh | 90 | 327 | 3.6 | 44 | 4 |
| *Moegle, Dicky* | 41 | 235 | 5.7 | 39 | 5 |
| Arenas, Joe | 37 | 150 | 4.1 | 30 | 0 |
| Tittle, Y.A. | 23 | 114 | 5.0 | 35 | 0 |
| Johnson, John Henry | 19 | 69 | 3.6 | 12 | 1 |
| *Laughlin, Bud* | 20 | 58 | 2.9 | 14 | 0 |
| *Hardy, Carroll* | 15 | 37 | 2.5 | 14 | 0 |
| *Harkey, Lem* | 6 | 27 | 4.5 | 15 | 0 |
| Duncan, Maury | 1 | –5 | –5.0 | –5 | 0 |
| **49ERS** | **408** | **1,713** | **4.2** | **44** | **12** |
| **OPPONENTS** | **538** | **2,135** | **4.0** | **49** | **24** |

| RECEIVING | No | Yds | Avg | LG | TD |
|---|---|---|---|---|---|
| Wilson, Billy | 53 | 831 | 15.7 | 72t | 7 |
| Soltau, Gordy | 26 | 358 | 13.8 | 36 | 1 |
| Perry, Joe | 19 | 55 | 2.9 | 19 | 1 |
| Arenas, Joe | 13 | 255 | 19.6 | 53t | 2 |
| *Hardy, Carroll* | 12 | 338 | 28.2 | 78t | 4 |
| McElhenny, Hugh | 11 | 203 | 18.5 | 55t | 2 |
| *Laughlin, Bud* | 8 | 54 | 6.8 | 27 | 0 |
| *Moegle, Dicky* | 4 | 94 | 23.5 | 53 | 0 |
| Babcock, Harry | 3 | 31 | 10.3 | 16 | 0 |
| Johnson, John Henry | 2 | 6 | 3.0 | 11 | 0 |
| **49ERS** | **151** | **2,225** | **14.7** | **78t** | **17** |
| **OPPONENTS** | **147** | **2,045** | **13.9** | **60t** | **10** |

| INTERCEPTIONS | No | Yds | Avg | LG | TD |
|---|---|---|---|---|---|
| *Moegle, Dicky* | 6 | 50 | 8.3 | 37 | 0 |
| Berry, Rex | 3 | 69 | 23.0 | 44t | 1 |
| Brown, Hardy | 2 | 28 | 14.0 | 18 | 0 |
| *Madreos, George* | 2 | 23 | 11.5 | 19 | 0 |
| *Luna, Bob* | 2 | 0 | 0.0 | 0 | 0 |
| Johnson, John Henry | 1 | 29 | 29.0 | 29 | 0 |
| Matthews, Clay | 1 | 19 | 19.0 | 13 | 0 |
| *Carr, Paul* | 1 | 11 | 11.0 | 11 | 0 |
| *Stolhandski, Tom* | 1 | 6 | 6.0 | 6 | 0 |
| Arenas, Joe | 1 | 0 | 0.0 | 0 | 0 |
| Campbell, Marion | 1 | 0 | 0.0 | 0 | 0 |
| Powell, Charlie | (lat) 0 | 7 | | 7 | 0 |
| **49ERS** | **21** | **242** | **11.5** | **44t** | **1** |
| **OPPONENTS** | **28** | **299** | **10.7** | **55t** | **2** |

| KICKOFF RETURNS | No | Yds | Avg | LG | TD |
|---|---|---|---|---|---|
| Arenas, Joe | 24 | 594 | 24.8 | 42 | 0 |
| *Moegle, Dicky* | 10 | 249 | 24.9 | 61 | 0 |
| McElhenny, Hugh | 9 | 189 | 21.0 | 31 | 0 |
| *Hardy, Carroll* | 3 | 65 | 21.7 | 30 | 0 |
| *Laughlin, Bud* | 1 | 25 | 25.0 | 25 | 0 |
| Toneff, Bob | 1 | 13 | 13.0 | 13 | 0 |
| *Hazeltine, Matt* | 1 | 9 | 9.0 | 9 | 0 |
| Powell, Charlie | 1 | 2 | 2.0 | 2 | 0 |
| *Palatella, Lou* | 1 | 1 | 1.0 | 1 | 0 |
| **49ERS** | **51** | **1,147** | **22.5** | **61** | **0** |
| **OPPONENTS** | **37** | **865** | **23.4** | **56** | **0** |

| PUNT RETURNS | No | Yds | Avg | LG | TD |
|---|---|---|---|---|---|
| Arenas, Joe | 21 | 55 | 2.6 | 7 | 0 |
| *Moegle, Dicky* | 8 | 36 | 4.5 | 21 | 0 |
| McElhenny, Hugh | 7 | 10 | 1.4 | 10 | 0 |
| Berry, Rex | 1 | 11 | 11.0 | 11 | 0 |
| Johnson, John Henry | 1 | 6 | 6.0 | 6 | 0 |
| Carapella, Al | 1 | 0 | 0.0 | 0 | 0 |
| **49ERS** | **39** | **118** | **3.0** | **21** | **0** |
| **OPPONENTS** | **40** | **369** | **9.2** | **37** | **1** |

| PUNTING | No | Yds | Avg | LG | Blk |
|---|---|---|---|---|---|
| *Luna, Bobby* | 63 | 2,558 | 40.6 | 63 | 3 |
| **49ERS** | **63** | **2,558** | **40.6** | **63** | **3** |
| **OPPONENTS** | **59** | **2,559** | **43.4** | **73** | **0** |

| PASSING | Att | Comp | Pct | Yds | LG | TD | Int | QB |
|---|---|---|---|---|---|---|---|---|
| Tittle, Y.A. | 287 | 147 | 51.2 | 2,185 | 78t | 17 | 28 | 56.6 |
| Duncay, Maury | 12 | 4 | 33.3 | 40 | 27 | 0 | 0 | 43.8 |
| Arenas, Joe | 1 | 0 | 0.0 | 0 | 0 | 0 | 0 | 39.6 |
| *Moegle, Dicky* | 1 | 0 | 0.0 | 0 | 0 | 0 | 0 | 39.6 |
| Perry, Joe | 2 | 0 | 0.0 | 0 | 0 | 0 | 0 | 39.6 |
| **49ERS** | **303** | **151** | **49.8** | **2,225** | **78t** | **17** | **28** | **54.4** |
| **OPPONENTS** | **311** | **147** | **47.3** | **2,045** | **60t** | **10** | **21** | **51.5** |

## 1956 (5-6-1)

### Frank C. Albert, Coach

| | | | |
|---|---|---|---|
| L | 21 | New York Giants (41,751), S–30 | 38 |
| W | 33 | Los Angeles Rams (56,489), O–7 | 30 |
| L | 7 | at Chicago Bears (47,526), O–14 | 31 |
| L | 17 | at Detroit (55,662), O–21 | 20 |
| L | 21 | Chicago Bears (52,612), O–28 | 38 |
| L | 13 | Detroit (46,708), N–4 | 17 |
| L | 6 | at Los Angeles Rams (69,828), N–11 | 30 |
| W | 17 | at Green Bay (17,986), N–18 | 16 |
| T | 10 | at Philadelphia (19,326), N–25 | 10 |
| W | 20 | at Baltimore (37,227), D–2 | 17 |
| W | 38 | Green Bay (32,433), D–8 | 20 |
| W | 30 | Baltimore (43,791), D–16 | 17 |
| | **233** | | **284** |

| TEAM STATISTICS | 49ers | Opp |
|---|---|---|
| TOTAL FIRST DOWNS | 221 | 236 |
| By Rushing | 101 | 124 |
| By Passing | 107 | 103 |
| By Penalties | 13 | 9 |
| TOTAL YARDS GAINED | 3,813 | 4,162 |
| By Rushing | 1,836 | 2,192 |
| By Passing | 1,977 | 1,970 |
| TOTAL PLAYS FROM SCRIMMAGE | 795 | 827 |
| Rushes | 419 | 481 |
| Average Gain Per Rush | 4.4 | 4.6 |
| FORWARD PASSES ATTEMPTED | 297 | 279 |
| Number Completed | 162 | 147 |
| Per Cent Completed | 54.6 | 52.7 |
| Yards Lost Passing | 285 | 145 |
| Passes Had Intercepted | 19 | 17 |
| Yards Gained Per Pass | 6.7 | 7.1 |
| Yards Gained Per Completion | 12.2 | 13.4 |
| PUNTS | 59 | 42 |
| Total Yardage of Punts | 2,268 | 1,709 |
| Average Length | 38.4 | 40.7 |
| Net avg. per punt | 36.0 | 36.4 |
| KICKOFF RETURNS | 62 | 51 |
| Number Returned | 51 | 42 |
| Total Yards Returned | 1,257 | 988 |
| Average Length of Return | 24.7 | 23.5 |
| PENALTIES | 57 | 37 |
| Yards Penalized | 562 | 321 |
| FUMBLES | 17 | 27 |
| Own Fumbles Recovered | 5 | 10 |
| Opponents' Fumbles Recovered | 17 | 12 |
| FIELD GOALS | 13 | 14 |
| Field Goals Attempted | 20 | 25 |
| TOTAL POINTS SCORED | 233 | 284 |
| Touchdowns Scored | 28 | 35 |
| Touchdowns Rushing | 17 | 23 |
| Touchdowns Passing | 8 | 12 |
| Touchdowns Returns | 3 | 0 |
| Extra Points | 26 | 32 |
| Field Goals | 13 | 14 |
| Safeties | 0 | 0 |

| SCORING | TDs | Ru | Pa | Int | Fu | KO | Pu | PAT | FG | S | Pts |
|---|---|---|---|---|---|---|---|---|---|---|---|
| Soltau, Gordy | 1 | 0 | 1 | 0 | 0 | 0 | 0 | 26/28 | 13/20 | 0 | 71 |
| McElhenny, Hugh | 8 | 8 | 0 | 0 | 0 | 0 | 0 | 0/0 | 0/0 | 0 | 48 |
| Wilson, Billy | 5 | 0 | 5 | 0 | 0 | 0 | 0 | 0/0 | 0/0 | 0 | 30 |
| Tittle, Y.A. | 4 | 4 | 0 | 0 | 0 | 0 | 0 | 0/0 | 0/0 | 0 | 24 |
| Arenas, Joe | 3 | 0 | 1 | 0 | 0 | 1 | 1 | 0/0 | 0/0 | 0 | 18 |
| Perry, Joe | 3 | 3 | 0 | 0 | 0 | 0 | 0 | 0/0 | 0/0 | 0 | 18 |
| Johnson, John Henry | 2 | 2 | 0 | 0 | 0 | 0 | 0 | 0/0 | 0/0 | 0 | 12 |
| *Conner, Clyde* | 1 | 0 | 1 | 0 | 0 | 0 | 0 | 0/0 | 0/0 | 0 | 6 |
| Moegle, Dicky | 1 | 0 | 0 | 1 | 0 | 0 | 0 | 0/0 | 0/0 | 0 | 6 |
| **49ERS** | **28** | **17** | **8** | **1** | **0** | **1** | **1** | **26/28** | **13/20** | **0** | **233** |
| **OPPONENTS** | **35** | **23** | **12** | **0** | **0** | **0** | **0** | **32/34** | **14/25** | **0** | **284** |

*Rookie Names in Italics*

| RUSHING | Att | Yds | Avg | LG | TD |
|---|---|---|---|---|---|
| McElhenny, Hugh | 185 | 916 | 5.0 | 86t | 8 |
| Perry, Joe | 115 | 520 | 4.5 | 39 | 3 |
| Johnson, John Henry | 80 | 301 | 3.8 | 54 | 2 |
| Tittle, Y.A. | 24 | 67 | 2.8 | 13 | 4 |
| Moegle, Dicky | 7 | 18 | 2.6 | 12 | 0 |
| *Morrall, Earl* | 6 | 10 | 1.7 | 8 | 0 |
| McCormick, Tom | 2 | 4 | 2.0 | 2 | 0 |
| **49ERS** | **419** | **1,836** | **4.4** | **86t** | **17** |
| **OPPONENTS** | **481** | **2,192** | **4.6** | **59t** | **18** |

| RECEIVING | No | Yds | Avg | LG | TD |
|---|---|---|---|---|---|
| Wilson, Billy | 60 | 889 | 14.8 | 77t | 5 |
| *Conner, Clyde* | 22 | 362 | 16.5 | 49 | 1 |
| Soltau, Gordy | 18 | 299 | 16.6 | 33 | 1 |
| Perry, Joe | 18 | 104 | 5.8 | 20 | 0 |
| McElhenny, Hugh | 16 | 193 | 12.1 | 22 | 0 |
| Arenas, Joe | 14 | 226 | 16.1 | 50 | 1 |
| Johnson, John Henry | 8 | 90 | 11.3 | 28 | 0 |
| Moegle, Dicky | 3 | 79 | 26.3 | 37 | 0 |
| Jessup, Bill | 2 | 7 | 3.5 | 10 | 0 |
| *Smith, Charlie* | 1 | 13 | 13.0 | 13 | 0 |
| **49ERS** | **162** | **2,262** | **14.0** | **77t** | **8** |
| **OPPONENTS** | **147** | **2,115** | **14.4** | **69t** | **12** |

| INTERCEPTIONS | No | Yds | Avg | LG | TD |
|---|---|---|---|---|---|
| Moegle, Dicky | 6 | 75 | 12.5 | 31t | 1 |
| Berry, Rex | 3 | 20 | 6.7 | 20 | 0 |
| Carr, Paul | 2 | 18 | 9.0 | 11 | 0 |
| Maderos, George | 2 | 2 | 1.0 | 2 | 0 |
| Hazeltine, Matt | 1 | 7 | 7.0 | 7 | 0 |
| Sharkey, Ed | 1 | 4 | 4.0 | 4 | 0 |
| *Holladay, Bob* | 1 | 0 | 0.0 | 0 | 0 |
| Smith, Ernie | 1 | 0 | 0.0 | 0 | 0 |
| **49ERS** | **17** | **126** | **7.4** | **31t** | **1** |
| **OPPONENTS** | **19** | **330** | **17.4** | **35** | **0** |

| KICKOFF RETURNS | No | Yds | Avg | LG | TD |
|---|---|---|---|---|---|
| Arenas, Joe | 27 | 801 | 29.7 | 96 | 1 |
| McElhenny, Hugh | 13 | 300 | 23.1 | 36 | 0 |
| Moegle, Dicky | 2 | 39 | 19.5 | 22 | 0 |
| Maderos, George | 2 | 21 | 10.5 | 12 | 0 |
| Johnson, John Henry | 1 | 23 | 23.0 | 23 | 0 |
| *Goad, Paul* | 1 | 18 | 18.0 | 18 | 0 |
| McCormick, Tom | 1 | 18 | 18.0 | 18 | 0 |
| *Smith, Charlie* | 1 | 14 | 14.0 | 14 | 0 |
| Carr, Paul | 1 | 11 | 11.0 | 11 | 0 |
| *Gonzaga, John* | 1 | 6 | 6.0 | 6 | 0 |
| *Herchman, Bill* | 1 | 6 | 6.0 | 6 | 0 |
| **49ERS** | **51** | **1,257** | **24.7** | **96t** | **1** |
| **OPPONENTS** | **42** | **988** | **23.5** | **45** | **0** |

| PUNT RETURNS | No | Yds | Avg | LG | TD |
|---|---|---|---|---|---|
| Arenas, Joe | 19 | 117 | 6.2 | 67 | 1 |
| McElhenny, Hugh | 15 | 38 | 2.5 | 12 | 0 |
| Moegle, Dicky | 1 | 5 | 5.0 | 5 | 0 |
| **49ERS** | **35** | **160** | **4.6** | **67** | **1** |
| **OPPONENTS** | **35** | **123** | **3.5** | **16** | **0** |

| PUNTING | No | Yds | Avg | LG | Blk |
|---|---|---|---|---|---|
| *Morrall, Earl* | 45 | 1,705 | 37.9 | 57 | 0 |
| Jessup, Bill | 14 | 563 | 40.2 | 63 | 0 |
| **49ERS** | **59** | **2,268** | **38.4** | **63** | **0** |
| **OPPONENTS** | **42** | **1,709** | **40.7** | **56** | **0** |

| PASSING | Att | Comp | Pct | Yds | LG | TD | Int | QB |
|---|---|---|---|---|---|---|---|---|
| Tittle, Y.A. | 218 | 124 | 56.9 | 1,641 | 77t | 7 | 12 | 68.6 |
| *Morrall, Earl* | 78 | 38 | 48.7 | 621 | 37 | 1 | 6 | 48.1 |
| McElhenny, Hugh | 1 | 0 | 0.0 | 0 | 0 | 0 | 1 | 0.0 |
| **49ERS** | **297** | **162** | **54.6** | **2,262** | **77t** | **8** | **19** | **61.6** |
| **OPPONENTS** | **279** | **147** | **52.7** | **2,329** | **69t** | **12** | **17** | **69.7** |

## 1957 (8-4/8-5)

### Frank C. Albert, Coach

| | | | |
|---|---|---|---|
| L | 10 | Chicago Cards (35,743), S–29 | 20 |
| W | 23 | Los Angeles Rams (59,637), O–6 | 20 |
| W | 21 | at Chicago Bears (45,310), O–13 | 17 |
| W | 24 | at G.B. in Milwaukee (18,919), O–20 | 14 |
| W | 21 | Chicago Bears (56,693), O–27 | 17 |
| W | 35 | Detroit (59,702), N–3 | 31 |
| L | 24 | at Los Angeles Rams (102,368), N–10 | 37 |
| L | 10 | at Detroit (56,915), N–17 | 31 |
| L | 21 | at Baltimore (50,073), N–24 | 27 |
| W | 27 | at New York Giants (54,121), D–1 | 17 |
| W | 17 | Baltimore (59,950), D–8 | 13 |
| W | 27 | Green Bay (59,100), D–15 | 20 |
| | **287** | | **295** |

### NFC PLAYOFF - DEC. 22

(at San Francisco – Kezar Stadium)

| | | | |
|---|---|---|---|
| L | 27 | Detroit (60,118) | 31 |

| TEAM STATISTICS | 49ers | Opp |
|---|---|---|
| TOTAL FIRST DOWNS | 223 | 239 |
| By Rushing | 92 | 107 |
| By Passing | 115 | 117 |
| By Penalties | 16 | 15 |
| TOTAL YARDS GAINED | 3,658 | 4,248 |
| By Rushing | 1,622 | 1,847 |
| By Passing | 2,036 | 2,401 |
| TOTAL PLAYS FROM SCRIMMAGE | 754 | 837 |
| Rushes | 377 | 434 |
| Average Gain Per Rush | 4.6 | 4.3 |
| FORWARD PASSES ATTEMPTED | 305 | 332 |
| Number Completed | 191 | 182 |
| Per Cent Completed | 62.6 | 54.8 |
| Yards Lost Passing | 371 | 181 |
| Passes Had Intercepted | 18 | 18 |
| Yards Gained Per Pass | 6.7 | 7.2 |
| Yards Gained Per Completion | 10.7 | 13.2 |
| PUNTS | 57 | 47 |
| Total Yardage of Punts | 2,550 | 1,894 |
| Average Length | 44.7 | 40.3 |
| Net avg. per punt | 39.7 | 36.9 |
| KICKOFF RETURNS | 56 | 56 |
| Number Returned | 42 | 45 |
| Total Yards Returned | 1,096 | 928 |
| Average Length of Return | 26.1 | 20.6 |
| PENALTIES | 66 | 55 |
| Yards Penalized | 629 | 502 |
| FUMBLES | 22 | 25 |
| Own Fumbles Recovered | 8 | 9 |
| Opponents' Fumbles Recovered | 16 | 14 |
| FIELD GOALS | 9 | 13 |
| Field Goals Attempted | 15 | 24 |
| TOTAL POINTS SCORED | 260 | 264 |
| Touchdowns Scored | 33 | 32 |
| Touchdowns Rushing | 15 | 18 |
| Touchdowns Passing | 17 | 13 |
| Touchdowns Returns | 1 | 1 |
| Extra Points | 33 | 31 |
| Field Goals | 9 | 13 |
| Safeties | 1 | 1 |

| SCORING | TDs | Ru | Pa | Int | Fu | KO | Pu | PAT | FG | S | Pts |
|---|---|---|---|---|---|---|---|---|---|---|---|
| Soltau, Gordy | 0 | 0 | 0 | 0 | 0 | 0 | 0 | 33/33 | 9/15 | 0 | 60 |
| Tittle, Y.A. | 6 | 6 | 0 | 0 | 0 | 0 | 0 | 0/0 | 0/0 | 0 | 36 |
| Wilson, Billy | 6 | 0 | 6 | 0 | 0 | 0 | 0 | 0/0 | 0/0 | 0 | 36 |
| *Owens, R.C.* | 5 | 0 | 5 | 0 | 0 | 0 | 0 | 0/0 | 0/0 | 0 | 30 |
| Conner, Clyde | 4 | 0 | 4 | 0 | 0 | 0 | 0 | 0/0 | 0/0 | 0 | 24 |
| *Babb, Gene* | 3 | 3 | 0 | 0 | 0 | 0 | 0 | 0/0 | 0/0 | 0 | 18 |
| McElhenny, Hugh | 3 | 1 | 2 | 0 | 0 | 0 | 0 | 0/0 | 0/0 | 0 | 18 |
| Perry, Joe | 3 | 3 | 0 | 0 | 0 | 0 | 0 | 0/0 | 0/0 | 0 | 18 |
| Arenas, Joe | 1 | 1 | 0 | 0 | 0 | 0 | 0 | 0/0 | 0/0 | 0 | 6 |
| Herchman, Bill | 1 | 0 | 0 | 1 | 0 | 0 | 0 | 0/0 | 0/0 | 0 | 6 |
| Moegle, Dicky | 1 | 1 | 0 | 0 | 0 | 0 | 0 | 0/0 | 0/0 | 0 | 6 |
| Nomellini, Leo | 0 | 0 | 0 | 0 | 0 | 0 | 0 | 0/0 | 0/0 | 1 | 2 |
| **49ERS** | **33** | **15** | **17** | **1** | **0** | **0** | **0** | **33/33** | **9/15** | **1** | **260** |

*Rookie Names in Italics*

| | | | | | | | | | | | |
|---|---|---|---|---|---|---|---|---|---|---|---|
| **OPPONENTS** | **32** | **18** | **13** | **1** | **0** | **0** | **0** | **31/32** | **13/24** | 1 | 264 |

| RUSHING | Att | Yds | Avg | LG | TD |
|---|---|---|---|---|---|
| McElhenny, Hugh | 102 | 478 | 4.7 | 61 | 1 |
| Perry, Joe | 97 | 454 | 4.7 | 34 | 3 |
| *Babb, Gene* | 102 | 330 | 3.2 | 19 | 3 |
| Tittle, Y.A. | 40 | 220 | 5.5 | 45 | 6 |
| *Barnes, Larry* | 20 | 78 | 3.9 | 16 | 0 |
| Moegle, Dicky | 9 | 48 | 5.3 | 18t | 1 |
| Arenas, Joe | 5 | 14 | 2.8 | 7t | 1 |
| *Brodie, John* | 2 | 0 | 0.0 | 0 | 0 |
| **49ERS** | **377** | **1,622** | **4.6** | **61** | **15** |
| **OPPONENTS** | **434** | **1,847** | **4.3** | **49** | **23** |

| RECEIVING | No | Yds | Avg | LG | TD |
|---|---|---|---|---|---|
| Wilson, Billy | 52 | 757 | 14.6 | 40 | 6 |
| McElhenny, Hugh | 37 | 458 | 12.4 | 43 | 2 |
| Conner, Clyde | 30 | 412 | 13.7 | 41 | 4 |
| *Owens, R.C.* | 27 | 395 | 14.6 | 46t | 5 |
| *Babb, Gene* | 20 | 141 | 7.1 | 17 | 0 |
| Perry, Joe | 15 | 130 | 8.7 | 17 | 0 |
| Soltau, Gordy | 5 | 47 | 9.4 | 18 | 0 |
| Jessup, Bill | 2 | 29 | 14.5 | 22 | 0 |
| Powell, Charlie | 1 | 27 | 27.0 | 27 | 0 |
| Arenas, Joe | 1 | 10 | 10.0 | 10 | 0 |
| *Barnes, Larry* | 1 | 1 | 1.0 | 1 | 0 |
| **49ERS** | **191** | **2,407** | **12.6** | **46t** | **17** |
| **OPPONENTS** | **182** | **2,582** | **14.2** | **82t** | **13** |

| INTERCEPTIONS | No | Yds | Avg | LG | TD |
|---|---|---|---|---|---|
| Moegle, Dicky | 8 | 107 | 13.4 | 40 | 0 |
| Stits, Bill | 2 | 28 | 14.0 | 20 | 0 |
| Hazeltine, Matt | 2 | 22 | 11.0 | 14 | 0 |
| Walker, Val Joe | 2 | 20 | 10.0 | 12 | 0 |
| Smith, J.D. | 2 | 17 | 8.5 | 12 | 0 |
| Herchman, Bill | 1 | 54 | 54.0 | 54t | 1 |
| *Rubke, Karl* | 1 | 16 | 16.0 | 16 | 0 |
| **49ERS** | **18** | **264** | **14.7** | **54t** | **1** |
| **OPPONENTS** | **18** | **336** | **18.7** | **75t** | **1** |

| KICKOFF RETURNS | No | Yds | Avg | LG | TD |
|---|---|---|---|---|---|
| Arenas, Joe | 24 | 657 | 27.4 | 64 | 0 |
| Smith, J.D. | 14 | 368 | 26.3 | 38 | 0 |
| Hazeltine, Matt | 1 | 23 | 23.0 | 23 | 0 |
| Carr, Paul | 1 | 10 | 10.0 | 10 | 0 |
| Jessup, Bill | 1 | 8 | 8.0 | 8 | 0 |
| *Babb, Gene* | 1 | 0 | 0.0 | 0 | 0 |
| Palatella, Lou | (lat) 0 | 30 | 0.0 | 0 | 0 |
| **49ERS** | **42** | **1,096** | **26.1** | **64** | **0** |
| **OPPONENTS** | **45** | **928** | **20.6** | **33** | **0** |

| PUNT RETURNS | No | Yds | Avg | LG | TD |
|---|---|---|---|---|---|
| Arenas, Joe | 25 | 80 | 3.2 | 26 | 0 |
| McElhenny, Hugh | 10 | 41 | 4.1 | 13 | 0 |
| Hazeltine, Matt | 1 | 1 | 1.0 | 1 | 0 |
| Moegle, Dicky | 1 | 0 | 0.0 | 0 | 0 |
| **49ERS** | **37** | **122** | **3.3** | **26** | **0** |
| **OPPONENTS** | **35** | **205** | **5.9** | **28** | **0** |

| PUNTING | No | Yds | Avg | LG | Blk |
|---|---|---|---|---|---|
| Jessup, Bill | 38 | 1,656 | 43.6 | 62 | 0 |
| *Barnes, Larry* | 19 | 894 | 47.1 | 86 | 0 |
| **49ERS** | **57** | **2,550** | **44.7** | **86** | **0** |
| **OPPONENTS** | **47** | **1,894** | **40.3** | **62** | **0** |

| PASSING | Att | Comp | Pct | Yds | LG | TD | Int | QB |
|---|---|---|---|---|---|---|---|---|
| Tittle, Y.A. | 279 | 176 | 63.1 | 2,157 | 46t | 13 | 15 | 80.0 |
| *Brodie, John* | 21 | 11 | 52.4 | 160 | 28 | 2 | 3 | 69.6 |
| Arenas, Joe | 3 | 3 | 100.0 | 92 | 33t | 2 | 0 | 158.3 |
| *Barnes, Larry* | 1 | 1 | 100.0 | –2 | –2 | 0 | 0 | 79.1 |
| Perry, Joe | 1 | 0 | 0.0 | 0 | 0 | 0 | 0 | 39.6 |
| **49ERS** | **305** | **191** | **62.6** | **2,407** | **46t** | **17** | **18** | **81.1** |
| **OPPONENTS** | **332** | **182** | **54.8** | **2,582** | **82t** | **13** | **18** | **70.6** |

## 1958 (6-6)

### Frank C. Albert, Coach

| | | | |
|---|---|---|---|
| W | 23 | Pittsburgh (51,856), S–28 | 20 |
| L | 3 | Los Angeles Rams (59,826), O–5 | 33 |
| L | 6 | at Chicago Bears (45,310), O–12 | 28 |
| W | 30 | at Philadelphia (33,110), O–19 | 24 |
| L | 14 | Chicago Bears (59,441), O–26 | 27 |
| W | 24 | Detroit (59,350), N–2 | 21 |
| L | 7 | at Los Angeles Rams (95,082), N–9 | 56 |
| L | 21 | at Detroit (54,523), N–16 | 35 |
| W | 33 | at G.B. in Milwaukee (43,819), N–23 | 12 |
| L | 27 | at Baltimore (57,557), N–30 | 35 |
| W | 48 | Green Bay (50,793), D–7 | 21 |
| W | 21 | Baltimore (58,334), D–14 | 12 |
| | **257** | | **324** |

| TEAM STATISTICS | 49ers | Opp |
|---|---|---|
| TOTAL FIRST DOWNS | 237 | 227 |
| By Rushing | 93 | 106 |
| By Passing | 126 | 106 |
| By Penalties | 18 | 15 |
| TOTAL YARDS GAINED | 4,111 | 4,010 |
| By Rushing | 1,628 | 2,038 |
| By Passing | 2,483 | 1,972 |
| TOTAL PLAYS FROM SCRIMMAGE | 811 | 787 |
| Rushes | 359 | 380 |
| Average Gain Per Rush | 4.5 | 5.4 |
| FORWARD PASSES ATTEMPTED | 383 | 341 |
| Number Completed | 223 | 163 |
| Per Cent Completed | 58.2 | 47.8 |
| Yards Lost Passing | 208 | 246 |
| Passes Had Intercepted | 29 | 16 |
| Yards Gained Per Pass | 6.5 | 5.8 |
| Yards Gained Per Completion | 11.1 | 12.1 |
| PUNTS | 48 | 49 |
| Total Yardage of Punts | 1,839 | 1,995 |
| Average Length | 38.3 | 40.7 |
| Net avg. per punt | 35.6 | 37.3 |
| KICKOFF RETURNS | 50 | 50 |
| Number Returned | 39 | 42 |
| Total Yards Returned | 790 | 739 |
| Average Length of Return | 20.3 | 17.6 |
| PENALTIES | 58 | 52 |
| Yards Penalized | 619 | 510 |
| FUMBLES | 31 | 32 |
| Own Fumbles Recovered | 20 | 17 |
| Opponents' Fumbles Recovered | 15 | 11 |
| FIELD GOALS | 8 | 10 |
| Field Goals Attempted | 21 | 17 |
| TOTAL POINTS SCORED | 257 | 324 |
| Touchdowns Scored | 34 | 42 |
| Touchdowns Rushing | 18 | 15 |
| Touchdowns Passing | 15 | 25 |
| Touchdowns Returns | 1 | 2 |
| Extra Points | 29 | 40 |
| Field Goals | 8 | 10 |
| Safeties | 0 | 1 |

| SCORING | TDs | Ru | Pa | Int | Fu | KO | Pu | PAT | FG | S | Pts |
|---|---|---|---|---|---|---|---|---|---|---|---|
| Soltau, Gordy | 0 | 0 | 0 | 0 | 0 | 0 | 0 | 29/33 | 8/21 | 0 | 53 |
| McElhenny, Hugh | 8 | 6 | 2 | 0 | 0 | 0 | 0 | 0/0 | 0/0 | 0 | 48 |
| Conner, Clyde | 5 | 0 | 5 | 0 | 0 | 0 | 0 | 0/0 | 0/0 | 0 | 30 |
| Perry, Joe | 5 | 4 | 1 | 0 | 0 | 0 | 0 | 0/0 | 0/0 | 0 | 30 |
| Wilson, Billy | 5 | 0 | 5 | 0 | 0 | 0 | 0 | 0/0 | 0/0 | 0 | 30 |
| Smith, J.D. | 3 | 3 | 0 | 0 | 0 | 0 | 0 | 0/0 | 0/0 | 0 | 18 |
| *Pace, Jim* | 2 | 2 | 0 | 0 | 0 | 0 | 0 | 0/0 | 0/0 | 0 | 12 |
| Tittle, Y.A. | 2 | 2 | 0 | 0 | 0 | 0 | 0 | 0/0 | 0/0 | 0 | 12 |
| Brodie, John | 1 | 1 | 0 | 0 | 0 | 0 | 0 | 0/0 | 0/0 | 0 | 6 |
| Hazeltine, Matt | 1 | 0 | 0 | 1 | 0 | 0 | 0 | 0/0 | 0/0 | 0 | 6 |
| Jessup, Bill | 1 | 0 | 1 | 0 | 0 | 0 | 0 | 0/0 | 0/0 | 0 | 6 |
| Owens, R.C. | 1 | 0 | 1 | 0 | 0 | 0 | 0 | 0/0 | 0/0 | 0 | 6 |
| **49ERS** | **34** | **18** | **15** | **1** | **0** | **0** | **0** | **29/33** | **8/21** | **0** | **257** |
| **OPPONENTS** | **42** | **15** | **25** | **2** | **0** | **0** | **0** | **40/41** | **10/17** | **1** | **324** |

*Rookie Names in Italics*

| RUSHING | Att | Yds | Avg | LG | TD |
|---|---|---|---|---|---|
| Perry, Joe | 125 | 758 | 6.1 | 73t | 4 |
| McElhenny, Hugh | 113 | 451 | 4.0 | 34 | 6 |
| Smith, J.D. | 26 | 209 | 8.0 | 80t | 3 |
| *Pace, Jim* | 52 | 161 | 3.1 | 34 | 2 |
| Tittle, Y.A. | 22 | 35 | 1.6 | 12 | 2 |
| *Woodson, Abe* | 2 | 12 | 6.0 | 9 | 0 |
| Babb, Gene | 7 | 9 | 1.3 | 4 | 0 |
| *Atkins, Bill* | 1 | 5 | 5.0 | 5 | 0 |
| Brodie, John | 11 | –12 | –1.1 | 6 | 1 |
| **49ERS** | **359** | **1,628** | **4.5** | **80t** | **18** |
| **OPPONENTS** | **380** | **2,038** | **5.4** | **73t** | **16** |

| RECEIVING | No | Yds | Avg | LG | TD |
|---|---|---|---|---|---|
| Conner, Clyde | 49 | 512 | 10.4 | 26 | 5 |
| Wilson, Billy | 43 | 592 | 13.8 | 44t | 5 |
| Owens, R.C. | 40 | 620 | 15.5 | 48 | 1 |
| McElhenny, Hugh | 31 | 366 | 11.8 | 59t | 2 |
| Perry, Joe | 23 | 218 | 9.5 | 64t | 1 |
| *Pace, Jim* | 10 | 59 | 5.9 | 24 | 0 |
| Dugan, Fred | 9 | 122 | 13.6 | 23 | 0 |
| Soltau, Gordy | 7 | 77 | 11.0 | 22 | 0 |
| Smith, J.D. | 6 | 59 | 9.8 | 23 | 0 |
| Jessup, Bill | 5 | 66 | 13.2 | 26t | 1 |
| **49ERS** | **223** | **2,691** | **12.1** | **64t** | **15** |
| **OPPONENTS** | **163** | **2,218** | **13.6** | **81t** | **25** |

| INTERCEPTIONS | No | Yds | Avg | LG | TD |
|---|---|---|---|---|---|
| Ridlon, Jim | 4 | 10 | 2.5 | 3 | 0 |
| Hazeltine, Matt | 3 | 30 | 10.0 | 17 | 1 |
| Stits, Bill | 3 | 3 | 1.0 | 2 | 0 |
| *Mertens, Jerry* | 2 | 16 | 8.0 | 11 | 0 |
| *Woodson, Abe* | 1 | 44 | 44.0 | 44 | 0 |
| *Atkins, Bill* | 1 | 6 | 6.0 | 6 | 0 |
| Toneff, Bob | 1 | 5 | 5.0 | 5 | 0 |
| Matuszak, Marv | 1 | 0 | 0.0 | 0 | 0 |
| **49ERS** | **16** | **114** | **7.1** | **44** | **1** |
| **OPPONENTS** | **29** | **448** | **15.5** | **70t** | **2** |

| KICKOFF RETURNS | No | Yds | Avg | LG | TD |
|---|---|---|---|---|---|
| Smith, J.D. | 15 | 356 | 23.7 | 39 | 0 |
| *Woodson, Abe* | 11 | 239 | 21.7 | 34 | 0 |
| *Pace, Jim* | 8 | 134 | 16.8 | 36 | 0 |
| McElhenny, Hugh | 2 | 31 | 15.5 | 18 | 0 |
| Babb, Gene | 2 | 30 | 15.0 | 19 | 0 |
| Connolly, Ted | 1 | 0 | 0.0 | 0 | 0 |
| **49ERS** | **39** | **790** | **20.3** | **39** | **0** |
| **OPPONENTS** | **42** | **739** | **17.6** | **30** | **0** |

| PUNT RETURNS | No | Yds | Avg | LG | TD |
|---|---|---|---|---|---|
| McElhenny, Hugh | 24 | 93 | 3.9 | 49 | 0 |
| *Woodson, Abe* | 7 | 53 | 7.6 | 38 | 0 |
| Jessup, Bill | 2 | 0 | 0.0 | 0 | 0 |
| *Pace, Jim* | 2 | 0 | 0.0 | 0 | 0 |
| **49ERS** | **35** | **146** | **4.2** | **49** | **0** |
| **OPPONENTS** | **36** | **132** | **3.7** | **22** | **0** |

| PUNTING | No | Yds | Avg | LG | Blk |
|---|---|---|---|---|---|
| *Atkins, Bill* | 25 | 983 | 39.3 | 51 | 0 |
| Jessup, Bill | 23 | 856 | 37.2 | 59 | 0 |
| **49ERS** | **48** | **1,839** | **38.3** | **59** | **0** |
| **OPPONENTS** | **49** | **1,995** | **40.7** | **59** | **0** |

| PASSING | Att | Comp | Pct | Yds | LG | TD | Int | QB |
|---|---|---|---|---|---|---|---|---|
| Brodie, John | 172 | 103 | 59.9 | 1,224 | 61t | 6 | 13 | 61.8 |
| Tittle, Y.A. | 208 | 120 | 57.7 | 1,467 | 64t | 9 | 15 | 63.9 |
| McElhenny, Hugh | 2 | 0 | 0.0 | 0 | 0 | 0 | 0 | 39.6 |
| Jessup, Bill | 1 | 0 | | 0 | 0 | 0 | 1 | 0.0 |
| **49ERS** | **383** | **223** | **58.2** | **2,691** | **64t** | **15** | **29** | **61.4** |
| **OPPONENTS** | **341** | **163** | **47.8** | **2,218** | **81t** | **25** | **16** | **73.9** |

## 1959 (7-5)

### Howard W. Hickey, Coach

| | | | |
|---|---|---|---|
| W | 24 | Philadelphia (41,697), S–27 | 14 |
| W | 34 | Los Angeles Rams (56,028), O–4 | 0 |
| L | 20 | at Green Bay (32,150), O–11 | 21 |
| W | 34 | at Detroit (52,585), O–18 | 13 |
| W | 20 | Chicago Bears (59,045), O–25 | 17 |
| W | 33 | Detroit (59,064), N–1 | 7 |
| W | 24 | at Los Angeles Rams (94,276), N–8 | 16 |
| L | 3 | at Chicago Bears (42,157), N–15 | 14 |
| L | 14 | at Baltimore (56,007), N–22 | 45 |
| W | 21 | at Cleveland (53,763), N–29 | 20 |
| L | 14 | Baltimore (59,075), D–5 | 34 |
| L | 14 | Green Bay (55,997),D–13 | 36 |
| | **255** | | **237** |

| TEAM STATISTICS | 49ers | Opp |
|---|---|---|
| TOTAL FIRST DOWNS | 182 | 238 |
| By Rushing | 93 | 123 |
| By Passing | 76 | 102 |
| By Penalties | 13 | 13 |
| TOTAL YARDS GAINED | 3,388 | 4,018 |
| By Rushing | 1,839 | 1,974 |
| By Passing | 1,549 | 2,044 |
| TOTAL PLAYS FROM SCRIMMAGE | 756 | 844 |
| Rushes | 407 | 433 |
| Average Gain Per Rush | 4.5 | 4.6 |
| FORWARD PASSES ATTEMPTED | 264 | 341 |
| Number Completed | 132 | 176 |
| Per Cent Completed | 50.0 | 51.6 |
| Yards Lost Passing | 136 | 228 |
| Passes Had Intercepted | 22 | 14 |
| Yards Gained Per Pass | 5.9 | 6.0 |
| Yards Gained Per Completion | 11.7 | 11.6 |
| PUNTS | 59 | 57 |
| Total Yardage of Punts | 2,694 | 2,370 |
| Average Length | 45.7 | 41.6 |
| Net avg. per punt | 40.8 | 34.8 |
| KICKOFF RETURNS | 49 | 50 |
| Number Returned | 41 | 40 |
| Total Yards Returned | 980 | 924 |
| Average Length of Return | 23.9 | 23.1 |
| PENALTIES | 57 | 45 |
| Yards Penalized | 489 | 417 |
| FUMBLES | 24 | 34 |
| Own Fumbles Recovered | 14 | 12 |
| Opponents' Fumbles Recovered | 22 | 10 |
| FIELD GOALS | 12 | 5 |
| Field Goals Attempted | 26 | 13 |
| TOTAL POINTS SCORED | 255 | 237 |
| Touchdowns Scored | 31 | 32 |
| Touchdowns Rushing | 16 | 16 |
| Touchdowns Passing | 12 | 15 |
| Touchdowns Returns | 3 | 1 |
| Extra Points | 31 | 28 |
| Field Goals | 12 | 5 |
| Safeties | 1 | 1 |

| SCORING | TDs | Ru | Pa | Int | Fu | KO | Pu | PAT | FG | S | Pts |
|---|---|---|---|---|---|---|---|---|---|---|---|
| *Davis, Tommy* | 0 | 0 | 0 | 0 | 0 | 0 | 0 | 31/31 | 12/26 | 0 | 67 |
| Smith, J.D. | 11 | 10 | 1 | 0 | 0 | 0 | 0 | 0/0 | 0/0 | 0 | 66 |
| McElhenny, Hugh | 4 | 1 | 3 | 0 | 0 | 0 | 0 | 0/0 | 0/0 | 0 | 24 |
| Wilson, Billy | 4 | 0 | 4 | 0 | 0 | 0 | 0 | 0/0 | 0/0 | 0 | 24 |
| Owens, R.C. | 3 | 0 | 3 | 0 | 0 | 0 | 0 | 0/0 | 0/0 | 0 | 18 |
| Perry, Joe | 3 | 3 | 0 | 0 | 0 | 0 | 0 | 0/0 | 0/0 | 0 | 18 |
| Conner, Clyde | 1 | 0 | 1 | 0 | 0 | 0 | 0 | 0/0 | 0/0 | 0 | 6 |
| Hazeltine, Matt | 1 | 0 | 0 | 0 | 1 | 0 | 0 | 0/0 | 0/0 | 0 | 6 |
| Lyles, Lenny | 1 | 1 | 0 | 0 | 0 | 0 | 0 | 0/0 | 0/0 | 0 | 6 |
| Mertens, Jerry | 1 | 0 | 0 | 1 | 0 | 0 | 0 | 0/0 | 0/0 | 0 | 6 |
| Roberts, C.R. | 1 | 1 | 0 | 0 | 0 | 0 | 0 | 0/0 | 0/0 | 0 | 6 |
| Woodson, Abe | 1 | 0 | 0 | 0 | 0 | 1 | 0 | 0/0 | 0/0 | 0 | 6 |
| *Krueger, Charlie* | 0 | 0 | 0 | 0 | 0 | 0 | 0 | 0/0 | 0/0 | 1 | 2 |
| **49ERS** | **31** | **16** | **12** | **1** | **1** | **1** | **0** | **31/31** | **12/26** | **1** | **255** |
| **OPPONENTS** | **32** | **16** | **15** | **1** | **0** | **0** | **0** | **28/31** | **5/13** | **1** | **237** |

*Rookie Names in Italics*

| RUSHING | Att | Yds | Avg | LG | TD |
|---|---|---|---|---|---|
| Smith, J.D. | 207 | 1,036 | 5.0 | 73t | 10 |
| Perry, Joe | 139 | 602 | 4.3 | 40 | 3 |
| McElhenny, Hugh | 18 | 67 | 3.7 | 19 | 1 |
| Roberts, C.R. | 10 | 67 | 6.7 | 46t | 1 |
| Lyles, Lenny | 13 | 28 | 2.2 | 13t | 1 |
| Tittle, Y.A. | 11 | 24 | 2.2 | 22 | 0 |
| Moegle, Dicky | 3 | 9 | 3.0 | 4 | 0 |
| Brodie, John | 5 | 6 | 1.2 | 6 | 0 |
| Owens, R.C. | 1 | 0 | 0.0 | 0 | 0 |
| **49ERS** | **407** | **1,839** | **4.5** | **73t** | **16** |
| **OPPONENTS** | **433** | **1,974** | **4.6** | **48** | **17** |

| RECEIVING | No | Yds | Avg | LG | TD |
|---|---|---|---|---|---|
| Wilson, Billy | 44 | 540 | 12.3 | 57t | 4 |
| McElhenny, Hugh | 22 | 329 | 15.0 | 72 | 3 |
| Owens, R.C. | 17 | 347 | 20.4 | 75t | 3 |
| Conner, Clyde | 13 | 162 | 12.5 | 37t | 1 |
| Smith, J.D. | 13 | 133 | 10.2 | 21t | 1 |
| Perry, Joe | 12 | 53 | 4.4 | 15 | 0 |
| Dugan, Fred | 6 | 72 | 12.0 | 13 | 0 |
| Lyles, Lenny | 3 | 33 | 11.0 | 18 | 0 |
| Moegle, Dicky | 1 | 12 | 12.0 | 12 | 0 |
| Tittle, Y.A. | 1 | 4 | 4.0 | 4 | 0 |
| **49ERS** | **132** | **1,685** | **12.8** | **75t** | **12** |
| **OPPONENTS** | **176** | **2,272** | **12.9** | **67** | **15** |

| INTERCEPTIONS | No | Yds | Avg | LG | TD |
|---|---|---|---|---|---|
| *Baker, Dave* | 5 | 75 | 15.0 | 29 | 0 |
| Woodson, Abe | 4 | 20 | 5.0 | 14 | 0 |
| Mertens, Jerry | 2 | 56 | 28.0 | 30t | 1 |
| Tubbs, Jerry | 2 | 32 | 16.0 | 21 | 0 |
| *Dove, Eddie* | 1 | 6 | 6.0 | 6 | 0 |
| **49ERS** | **14** | **189** | **13.5** | **30t** | **1** |
| **OPPONENTS** | **22** | **272** | **12.4** | **57t** | **1** |

| KICKOFF RETURNS | No | Yds | Avg | LG | TD |
|---|---|---|---|---|---|
| Woodson, Abe | 13 | 382 | 29.4 | 105t | 1 |
| Lyles, Lenny | 25 | 565 | 22.6 | 46 | 0 |
| Hazeltine, Matt | 2 | 26 | 13.0 | 26 | 0 |
| Herchman, Bill | 1 | 7 | 7.0 | 7 | 0 |
| **49ERS** | **41** | **980** | **23.9** | **105t** | **1** |
| **OPPONENTS** | **40** | **924** | **23.1** | **80** | **0** |

| PUNT RETURNS | No | Yds | Avg | LG | TD |
|---|---|---|---|---|---|
| Woodson, Abe | 15 | 143 | 9.5 | 65 | 0 |
| *Dove, Eddie* | 22 | 126 | 5.7 | 62 | 0 |
| **49ERS** | **37** | **269** | **7.3** | **65** | **0** |
| **OPPONENTS** | **35** | **186** | **5.3** | **21** | **0** |

| PUNTING | No | Yds | Avg | LG | Blk |
|---|---|---|---|---|---|
| *Davis, Tommy* | 59 | 2,694 | 45.7 | 71 | 0 |
| **49ERS** | **59** | **2,694** | **45.7** | **71** | **0** |
| **OPPONENTS** | **57** | **2,370** | **41.6** | **59** | **0** |

| PASSING | Att | Comp | Pct | Yds | LG | TD | Int | QB |
|---|---|---|---|---|---|---|---|---|
| Tittle, Y.A. | 199 | 102 | 51.3 | 1,331 | 75t | 10 | 15 | 58.0 |
| Brodie, John | 64 | 30 | 46.9 | 354 | 34 | 2 | 7 | 35.0 |
| Moegle, Dicky | 1 | 0 | 0.0 | 0 | 0 | 0 | 0 | 39.6 |
| **49ERS** | **264** | **132** | **50.0** | **1,685** | **75t** | **12** | **22** | **50.8** |
| **OPPONENTS** | **341** | **176** | **51.6** | **2,261** | **67** | **15** | **14** | **70.2** |

## 1960 (7-5)

### Howard W. Hickey, Coach

| | | | |
|---|---|---|---|
| L | 19 | New York Giants (44,598), S–25 | 21 |
| W | 13 | Los Angeles Rams (53,633), O–2 | 9 |
| W | 14 | at Detroit (49,825), O–9 | 10 |
| L | 10 | at Chicago Bears (48,226), O–16 | 27 |
| L | 14 | at G.B. in Milwaukee (39,914), O–23 | 41 |
| W | 25 | Chicago Bears (55,071), O–30 | 7 |
| L | 0 | Detroit (48,447), N–6 | 24 |
| W | 26 | at Dallas (10,000), N–20 | 14 |
| W | 30 | at Baltimore (57,808), N–27 | 22 |
| W | 23 | at Los Angeles Rams (77,254), D–4 | 7 |
| L | 0 | Green Bay (53,612), D–10 | 13 |
| W | 34 | Baltimore (57,269), D–18 | 10 |
| | **208** | | **205** |

| TEAM STATISTICS | 49ers | Opp |
|---|---|---|
| TOTAL FIRST DOWNS | 201 | 180 |
| By Rushing | 90 | 82 |
| By Passing | 96 | 89 |
| By Penalties | 15 | 9 |
| TOTAL YARDS GAINED | 3,260 | 3,405 |
| By Rushing | 1,681 | 1,587 |
| By Passing | 1,579 | 1,818 |
| TOTAL PLAYS FROM SCRIMMAGE | 849 | 738 |
| Rushes | 413 | 363 |
| Average Gain Per Rush | 4.1 | 4.4 |
| FORWARD PASSES ATTEMPTED | 336 | 293 |
| Number Completed | 174 | 140 |
| Per Cent Completed | 51.8 | 47.8 |
| Yards Lost Passing | 287 | 183 |
| Passes Had Intercepted | 12 | 20 |
| Yards Gained Per Pass | 4.7 | 6.2 |
| Yards Gained Per Completion | 9.1 | 13.0 |
| PUNTS | 65 | 62 |
| Total Yardage of Punts | 2,880 | 2,556 |
| Average Length | 44.3 | 41.3 |
| Net avg. per punt | 40.9 | 36.8 |
| KICKOFF RETURNS | 43 | 57 |
| Number Returned | 43 | 38 |
| Total Yards Returned | 1,167 | 769 |
| Average Length of Return | 27.1 | 20.2 |
| PENALTIES | 63 | 64 |
| Yards Penalized | 604 | 580 |
| FUMBLES | 14 | 15 |
| Own Fumbles Recovered | 10 | 7 |
| Opponents' Fumbles Recovered | 8 | 4 |
| FIELD GOALS | 12 | 10 |
| Field Goals Attempted | 26 | 20 |
| TOTAL POINTS SCORED | 208 | 205 |
| Touchdowns Scored | 21 | 25 |
| Touchdowns Rushing | 9 | 13 |
| Touchdowns Passing | 11 | 11 |
| Touchdowns Returns | 1 | 1 |
| Extra Points | 21 | 23 |
| Field Goals | 8 | 10 |
| Safeties | 2 | 1 |

| SCORING | TDs | Ru | Pa | Int | Fu | KO | Pu | PAT | FG | S | Pts |
|---|---|---|---|---|---|---|---|---|---|---|---|
| Davis, Tommy | 0 | 0 | 0 | 0 | 0 | 0 | 0 | 21/21 | 19/32 | 0 | 78 |
| Owens, R.C. | 6 | 0 | 6 | 0 | 0 | 0 | 0 | 0/0 | 0/0 | 0 | 36 |
| Smith, J.D. | 6 | 5 | 1 | 0 | 0 | 0 | 0 | 0/0 | 0/0 | 0 | 36 |
| Conner, Clyde | 2 | 0 | 2 | 0 | 0 | 0 | 0 | 0/0 | 0/0 | 0 | 12 |
| Roberts, C.R. | 2 | 2 | 0 | 0 | 0 | 0 | 0 | 0/0 | 0/0 | 0 | 12 |
| Brodie, John | 1 | 1 | 0 | 0 | 0 | 0 | 0 | 0/0 | 0/0 | 0 | 6 |
| Lyles, Lenny | 1 | 0 | 0 | 0 | 0 | 1 | 0 | 0/0 | 0/0 | 0 | 6 |
| McElhenny, Hugh | 1 | 0 | 1 | 0 | 0 | 0 | 0 | 0/0 | 0/0 | 0 | 6 |
| Perry, Joe | 1 | 1 | 0 | 0 | 0 | 0 | 0 | 0/0 | 0/0 | 0 | 6 |
| Wilson, Billy | 1 | 0 | 1 | 0 | 0 | 0 | 0 | 0/0 | 0/0 | 0 | 6 |
| Krueger, Charlie | 0 | 0 | 0 | 0 | 0 | 0 | 0 | 0/0 | 0/0 | 1 | 2 |
| Nomellini, Leo | 0 | 0 | 0 | 0 | 0 | 0 | 0 | 0/0 | 0/0 | 1 | 2 |
| Wittenborn, John | 0 | 0 | 0 | 0 | 0 | 0 | 0 | 0/0 | 0/3 | 0 | 0 |
| **49ERS** | **21** | **9** | **11** | **0** | **0** | **1** | **0** | **21/21** | **19/35** | **2** | **208** |
| **OPPONENTS** | **25** | **13** | **11** | **0** | **1** | **0** | **0** | **23/25** | **10/20** | **1** | **205** |

*Rookie Names in Italics*

| RUSHING | Att | Yds | Avg | LG | TD |
|---|---|---|---|---|---|
| Smith, J.D. | 174 | 780 | 4.5 | 41 | 5 |
| McElhenny, Hugh | 95 | 347 | 3.7 | 38 | 0 |
| Roberts, C.R. | 73 | 213 | 2.9 | 30 | 2 |
| Brodie, John | 18 | 171 | 9.5 | 30 | 1 |
| Perry, Joe | 36 | 95 | 2.6 | 21 | 1 |
| Tittle, Y.A. | 10 | 61 | 6.1 | 28 | 0 |
| *Waters, Bobby* | 1 | 8 | 8.0 | 8 | 0 |
| Woodson, Abe | 4 | 4 | 1.0 | 4 | 0 |
| *Norton, Ray* | 2 | 2 | 1.0 | 9 | 0 |
| **49ERS** | **413** | **1,681** | **4.1** | **41** | **9** |
| **OPPONENTS** | **363** | **1,587** | **4.4** | **62** | **14** |

| RECEIVING | No | Yds | Avg | LG | TD |
|---|---|---|---|---|---|
| Conner, Clyde | 38 | 531 | 14.0 | 65t | 2 |
| Owens, R.C. | 37 | 532 | 14.4 | 42 | 6 |
| Smith, J.D. | 36 | 181 | 5.0 | 21 | 1 |
| *Stickles, Monty* | 22 | 252 | 11.5 | 28 | 0 |
| McElhenny, Hugh | 14 | 114 | 8.1 | 45 | 1 |
| *Mackey, Dee* | 12 | 159 | 13.3 | 25 | 0 |
| Roberts, C.R. | 9 | 49 | 5.4 | 27 | 0 |
| Wilson, Billy | 3 | 51 | 17.0 | 19t | 1 |
| Perry, Joe | 3 | –3 | –1.0 | 3 | 0 |
| **49ERS** | **174** | **1,866** | **10.7** | **65t** | **11** |
| **OPPONENTS** | **140** | **2,001** | **14.3** | **91t** | **11** |

| INTERCEPTIONS | No | Yds | Avg | LG | TD |
|---|---|---|---|---|---|
| Baker, Dave | 10 | 96 | 9.6 | 28 | 0 |
| Dove, Eddie | 3 | 29 | 9.7 | 29 | 0 |
| *Kelley, Gordon* | 2 | 10 | 5.0 | 10 | 0 |
| Mertens, Jerry | 2 | 0 | 0.0 | 0 | 0 |
| Woodson, Abe | 2 | 0 | 0.0 | 0 | 0 |
| Harrison, Bob | 1 | 6 | 6.0 | 6 | 0 |
| **49ERS** | **20** | **141** | **7.1** | **29** | **0** |
| **OPPONENTS** | **12** | **159** | **13.3** | **26** | **0** |

| KICKOFF RETURNS | No | Yds | Avg | LG | TD |
|---|---|---|---|---|---|
| Lyles, Lenny | 17 | 526 | 30.9 | 97t | 1 |
| Woodson, Abe | 17 | 498 | 29.3 | 64 | 0 |
| *Colchico, Dan* | 5 | 68 | 13.6 | 18 | 0 |
| Roberts, C.R. | 3 | 60 | 20.0 | 25 | 0 |
| Clark, Monte | 1 | 15 | 15.0 | 15 | 0 |
| **49ERS** | **43** | **1,167** | **27.1** | **97t** | **1** |
| **OPPONENTS** | **38** | **769** | **20.2** | **45** | **0** |

| PUNT RETURNS | No | Yds | Avg | LG | TD |
|---|---|---|---|---|---|
| Woodson, Abe | 13 | 174 | 13.4 | 48 | 0 |
| Dove, Eddie | 11 | 43 | 3.9 | 7 | 0 |
| **49ERS** | **24** | **217** | **9.0** | **48** | **0** |
| **OPPONENTS** | **28** | **182** | **6.5** | **31** | **0** |

| PUNTING | No | Yds | Avg | LG | Blk |
|---|---|---|---|---|---|
| Davis, Tommy | 62 | 2,737 | 44.1 | 74 | 0 |
| Baker, Dave | 3 | 143 | 47.7 | 55 | 0 |
| **49ERS** | **65** | **2,880** | **44.3** | **74** | **0** |
| **OPPONENTS** | **62** | **2,561** | **41.3** | **65** | **0** |

| PASSING | Att | Comp | Pct | Yds | LG | TD | Int | QB |
|---|---|---|---|---|---|---|---|---|
| Brodie, John | 207 | 103 | 49.8 | 1,111 | 65t | 6 | 9 | 57.5 |
| Tittle, Y.A. | 127 | 69 | 54.3 | 694 | 45 | 4 | 3 | 70.8 |
| *Waters, Bobby* | 2 | 2 | 100.0 | 61 | 41t | 1 | 0 | 158.3 |
| **49ERS** | **336** | **174** | **51.8** | **1,866** | **65t** | **11** | **12** | **64.4** |
| **OPPONENTS** | **293** | **140** | **47.8** | **2,001** | **91t** | **11** | **20** | **54.4** |

## 1961 (7-6-1)

### Howard W. Hickey, Coach

| | | | |
|---|---|---|---|
| W | 35 | Washington (43,412), S–17 | 3 |
| L | 10 | at Green Bay (38,624), S–24 | 30 |
| W | 49 | at Detroit (53,155), O–1 | 0 |
| W | 35 | Los Angeles Rams (59,004), O–8 | 0 |
| W | 38 | at Minnesota (34,415), O–15 | 24 |
| L | 0 | at Chicago Bears (49,070), O–22 | 31 |
| L | 10 | at Pittsburgh (19,686), O–29 | 20 |
| T | 20 | Detroit (56,878), N–5 | 20 |
| L | 7 | at Los Angeles Rams (63,766), N–12 | 17 |
| W | 41 | Chicago Bears (52,972), N–19 | 31 |
| W | 38 | Minnesota (48,905), N–26 | 28 |
| L | 17 | at Baltimore (57,641), D–3 | 20 |
| W | 22 | Green Bay (55,722), D–10 | 21 |
| L | 24 | Baltimore (45,517), D–16 | 27 |
| | **346** | | **272** |

| TEAM STATISTICS | 49ers | Opp |
|---|---|---|
| TOTAL FIRST DOWNS | 258 | 234 |
| By Rushing | 116 | 90 |
| By Passing | 132 | 132 |
| By Penalties | 10 | 12 |
| TOTAL YARDS GAINED | 4,904 | 4,181 |
| By Rushing | 2,100 | 1,701 |
| By Passing | 2,804 | 2,480 |
| TOTAL PLAYS FROM SCRIMMAGE | 875 | 890 |
| Rushes | 448 | 419 |
| Average Gain Per Rush | 4.7 | 4.1 |
| FORWARD PASSES ATTEMPTED | 346 | 380 |
| Number Completed | 187 | 196 |
| Per Cent Completed | 54.0 | 51.6 |
| Yards Lost Passing | 253 | 394 |
| Passes Had Intercepted | 19 | 19 |
| Yards Gained Per Pass | 8.1 | 6.5 |
| Yards Gained Per Completion | 15.0 | 12.7 |
| PUNTS | 59 | 62 |
| Total Yardage of Punts | 2,633 | 2,725 |
| Average Length | 44.6 | 44.0 |
| Net avg. per punt | 40.1 | 40.2 |
| KICKOFF RETURNS | 49 | 58 |
| Total Yards Returned | 1,287 | 1,368 |
| Average Length of Return | 26.6 | 23.6 |
| PENALTIES | 65 | 56 |
| Yards Penalized | 635 | 456 |
| FUMBLES | 25 | 21 |
| Own Fumbles Recovered | 8 | 9 |
| Opponents' Fumbles Recovered | 12 | 17 |
| FIELD GOALS | 12 | 16 |
| Field Goals Attempted | 22 | 29 |
| TOTAL POINTS SCORED | 346 | 272 |
| Touchdowns Scored | 44 | 32 |
| Touchdowns Rushing | 27 | 13 |
| Touchdowns Passing | 15 | 18 |
| Touchdowns Returns | 2 | 1 |
| Extra Points | 44 | 32 |
| Field Goals | 12 | 16 |
| Safeties | 1 | 0 |

| SCORING | TDs | Ru | Pa | Int | Fu | KO | Pu | PAT | FG | S | Pts |
|---|---|---|---|---|---|---|---|---|---|---|---|
| Davis, Tommy | 0 | 0 | 0 | 0 | 0 | 0 | 0 | 44/44 | 12/22 | 0 | 80 |
| *Kilmer, Billy* | 10 | 10 | 0 | 0 | 0 | 0 | 0 | 0/0 | 0/0 | 0 | 60 |
| Smith, J.D. | 9 | 8 | 1 | 0 | 0 | 0 | 0 | 0/0 | 0/0 | 0 | 54 |
| Owens, R.C. | 6 | 1 | 5 | 0 | 0 | 0 | 0 | 0/0 | 0/0 | 0 | 36 |
| Stickles, Monty | 5 | 0 | 5 | 0 | 0 | 0 | 0 | 0/0 | 0/0 | 0 | 30 |
| Waters, Bobby | 3 | 3 | 0 | 0 | 0 | 0 | 0 | 0/0 | 0/0 | 0 | 18 |
| Brodie, John | 2 | 2 | 0 | 0 | 0 | 0 | 0 | 0/0 | 0/0 | 0 | 12 |
| *Thomas, Aaron* | 2 | 0 | 2 | 0 | 0 | 0 | 0 | 0/0 | 0/0 | 0 | 12 |
| Woodson, Abe | 2 | 0 | 0 | 0 | 0 | 1 | 1 | 0/0 | 0/0 | 0 | 12 |
| *Casey, Bernie* | 1 | 0 | 1 | 0 | 0 | 0 | 0 | 0/0 | 0/0 | 0 | 6 |
| Conner, Clyde | 1 | 0 | 1 | 0 | 0 | 0 | 0 | 0/0 | 0/0 | 0 | 6 |
| *Cooper, Bill* | 1 | 1 | 0 | 0 | 0 | 0 | 0 | 0/0 | 0/0 | 0 | 6 |
| *Lockett, J.W.* | 1 | 1 | 0 | 0 | 0 | 0 | 0 | 0/0 | 0/0 | 0 | 6 |
| Roberts, C.R. | 1 | 1 | 0 | 0 | 0 | 0 | 0 | 0/0 | 0/0 | 0 | 6 |
| Krueger, Charlie | 0 | 0 | 0 | 0 | 0 | 0 | 0 | 0/0 | 0/0 | 1 | 2 |
| **49ERS** | **44** | **27** | **15** | **0** | **0** | **1** | **1** | **44/44** | **12/22** | **1** | **346** |
| **OPPONENTS** | **32** | **13** | **18** | **0** | **0** | **0** | **1** | **32/32** | **16/29** | **0** | **272** |

*Rookie Names in Italics*

| RUSHING | Att | Yds | Avg | LG | TD |
|---|---|---|---|---|---|
| Smith, J.D. | 167 | 823 | 4.9 | 33 | 8 |
| *Kilmer, Billy* | 96 | 509 | 5.3 | 31 | 10 |
| Roberts, C.R. | 63 | 338 | 5.4 | 54 | 1 |
| Waters, Bobby | 47 | 233 | 5.0 | 35 | 3 |
| Brodie, John | 28 | 90 | 3.2 | 29 | 2 |
| McIlhenny, Don | 8 | 30 | 3.8 | 15 | 0 |
| Woodson, Abe | 14 | 23 | 1.6 | 14 | 0 |
| *Lockett, J.W.* | 11 | 18 | 1.6 | 9 | 1 |
| *Cooper, Bill* | 8 | 17 | 2.1 | 6 | 1 |
| *Messer, Dale* | 3 | 13 | 4.3 | 6 | 0 |
| Norton, Ray | 2 | –2 | –1.0 | 2 | 0 |
| *Thomas, Aaron* | 1 | –15 | –15.0 | –15 | 0 |
| Owens, R.C. | (lat) 0 | 23 | | 23 | 1 |
| **49ERS** | **448** | **2,100** | **4.7** | **54** | **27** |
| **OPPONENTS** | **419** | **1,701** | **4.1** | **44** | **13** |

| RECEIVING | No | Yds | Avg | LG | TD |
|---|---|---|---|---|---|
| Owens, R.C. | 55 | 1,032 | 18.8 | 54 | 5 |
| Stickles, Monty | 43 | 794 | 18.5 | 54 | 5 |
| Smith, J.D. | 28 | 343 | 12.3 | 57 | 1 |
| *Thomas, Aaron* | 15 | 301 | 20.1 | 70t | 2 |
| Conner, Clyde | 11 | 177 | 16.1 | 45 | 1 |
| *Casey, Bernie* | 10 | 185 | 18.5 | 51 | 1 |
| Roberts, C.R. | 10 | 83 | 8.3 | 19 | 0 |
| Woodson, Abe | 8 | 74 | 9.3 | 28 | 0 |
| *Lockett, J.W.* | 4 | 35 | 8.8 | | 0 |
| *Messer, Dale* | 3 | 33 | 11.0 | 14 | 0 |
| **49ERS** | **187** | **3,057** | **16.4** | **70t** | **15** |
| **OPPONENTS** | **196** | **2,874** | **14.7** | **80t** | **18** |

| INTERCEPTIONS | No | Yds | Avg | LG | TD |
|---|---|---|---|---|---|
| Baker, Dave | 6 | 123 | 20.5 | 40 | 0 |
| *Johnson, Jimmy* | 5 | 116 | 23.2 | 63 | 0 |
| Dove, Eddie | 3 | 41 | 13.7 | 28 | 0 |
| Harrison, Bob | 2 | 14 | 7.0 | 9 | 0 |
| Hazeltine, Matt | 1 | 26 | 26.0 | 26 | 0 |
| Woodson, Abe | 1 | 2 | 2.0 | 2 | 0 |
| Kelley, Gordon | 1 | 0 | 0.0 | 0 | 0 |
| **49ERS** | **19** | **322** | **17.0** | **63** | **0** |
| **OPPONENTS** | **19** | **249** | **13.1** | **36** | **0** |

| KICKOFF RETURNS | No | Yds | Avg | LG | TD |
|---|---|---|---|---|---|
| Woodson, Abe | 27 | 782 | 29.0 | 98t | 1 |
| Smith, J.D. | 7 | 158 | 22.6 | 33 | 0 |
| McIlhenny, Don | 6 | 189 | 31.5 | 49 | 0 |
| *Cooper, Bill* | 3 | 44 | 14.7 | 20 | 0 |
| *Messer, Dale* | 3 | 36 | 12.0 | 14 | 0 |
| Norton, Ray | 1 | 60 | 60.0 | 60 | 0 |
| *Kammerer, Carlton* | 1 | 18 | 18.0 | 18 | 0 |
| *Lockett, J.W.* | 1 | 15 | 15.0 | 15 | 0 |
| **49ERS** | **49** | **1,302** | **26.6** | **98t** | **1** |
| **OPPONENTS** | **58** | **1,368** | **23.6** | **78** | **0** |

| PUNT RETURNS | No | FC | Yds | Avg | LG | TD |
|---|---|---|---|---|---|---|
| Woodson, Abe | 16 | 3 | 172 | 10.8 | 80t | 1 |
| Dove, Eddie | 6 | 8 | 49 | 8.2 | 20 | 0 |
| *Messer, Dale* | 2 | 4 | 11 | 5.5 | 6 | 0 |
| **49ERS** | **24** | **15** | **232** | **9.7** | **80t** | **1** |
| **OPPONENTS** | **32** | **6** | **269** | **8.4** | **39t** | **1** |

| PUNTING | No | Yds | Avg | LG | Blk |
|---|---|---|---|---|---|
| Davis, Tommy | 50 | 2,269 | 45.4 | 67 | 0 |
| *Kilmer, Billy* | 9 | 364 | 40.4 | 64 | 0 |
| **49ERS** | **59** | **2,633** | **44.6** | **67** | **0** |
| **OPPONENTS** | **62** | **2,725** | **44.0** | **64** | **0** |

| PASSING | Att | Comp | Pct | Yds | LG | TD | Int | QB |
|---|---|---|---|---|---|---|---|---|
| Brodie, John | 283 | 155 | 54.8 | 2,588 | 70t | 14 | 12 | 84.7 |
| *Kilmer, Billy* | 34 | 19 | 55.9 | 286 | 28 | 0 | 4 | 44.1 |
| Waters, Bobby | 28 | 13 | 46.4 | 183 | 26 | 1 | 2 | 50.2 |
| Smith, J.D. | 1 | 0 | 0.0 | 0 | 0 | 0 | 1 | 0.0 |
| **49ERS** | **346** | **187** | **54.1** | **3,057** | **70t** | **15** | **19** | **75.5** |
| **OPPONENTS** | **380** | **196** | **51.6** | **2,874** | **80t** | **18** | **19** | **71.5** |

## 1962 (6-8)

### Howard W. Hickey, Coach

| | | | |
|---|---|---|---|
| L | 14 | Chicago (46,052), S–16 | 30 |
| L | 24 | at Detroit (51,032), S–23 | 45 |
| W | 21 | Minnesota (38,407), S–30 | 7 |
| W | 21 | at Baltimore (54,148), O–7 | 13 |
| W | 34 | at Chicago (48,902), O–14 | 27 |
| L | 13 | at G.B. in Milwaukee (46,012), O–21 | 31 |
| L | 14 | Los Angeles Rams (51,033), O–28 | 28 |
| L | 3 | Baltimore (44,875), N–4 | 22 |
| L | 24 | Detroit (43,449), N–11 | 38 |
| W | 24 | at Los Angeles Rams (42,554), N–18 | 17 |
| W | 24 | at St. Louis (17,532), N–25 | 17 |
| W | 35 | at Minnesota (33,076), D–2 | 12 |
| L | 21 | Green Bay (53,769), D–9 | 31 |
| L | 10 | Cleveland (35,274), D–15 | 13 |
| | **282** | | **331** |

| TEAM STATISTICS | 49ers | Opp |
|---|---|---|
| TOTAL FIRST DOWNS | 239 | 240 |
| By Rushing | 112 | 107 |
| By Passing | 112 | 113 |
| By Penalties | 15 | 20 |
| TOTAL YARDS GAINED | 3,941 | 4,549 |
| By Rushing | 1,873 | 2,241 |
| By Passing | 2,068 | 2,308 |
| TOTAL PLAYS FROM SCRIMMAGE | 854 | 841 |
| Rushes | 460 | 464 |
| Average Gain Per Rush | 4.1 | 4.8 |
| FORWARD PASSES ATTEMPTED | 323 | 296 |
| Number Completed | 185 | 164 |
| Per Cent Completed | 57.3 | 55.4 |
| Yards Lost Passing | 423 | 186 |
| Passes Had Intercepted | 19 | 12 |
| Yards Gained Per Pass | 7.7 | 8.4 |
| Yards Gained Per Completion | 13.5 | 15.2 |
| PUNTS | 48 | 61 |
| Total Yardage of Punts | 2,188 | 2,721 |
| Average Length | 45.6 | 44.6 |
| KICKOFF RETURNS | 62 | 51 |
| Total Yards Returned | 1,739 | 1,140 |
| Average Length of Return | 28.0 | 22.4 |
| PENALTIES | 63 | 57 |
| Yards Penalized | 636 | 626 |
| FUMBLES | 24 | 22 |
| Own Fumbles Recovered | 10 | 14 |
| Opponents' Fumbles Recovered | 8 | 14 |
| FIELD GOALS | 10 | 12 |
| Field Goals Attempted | 23 | 20 |
| TOTAL POINTS SCORED | 282 | 331 |
| Touchdowns Scored | 36 | 42 |
| Touchdowns Rushing | 15 | 22 |
| Touchdowns Passing | 19 | 17 |
| Touchdowns Returns | 2 | 3 |
| Extra Points | 36 | 39 |
| Field Goals | 10 | 20 |
| Safeties | 0 | 2 |

| SCORING | TDs | Ru | Pa | Int | Fu | KO | Pu | PAT | FG | S | Pts |
|---|---|---|---|---|---|---|---|---|---|---|---|
| Davis, Tommy | 0 | 0 | 0 | 0 | 0 | 0 | 0 | 36/36 | 10/23 | 0 | 66 |
| Smith, J.D. | 7 | 6 | 1 | 0 | 0 | 0 | 0 | 0/0 | 0/0 | 0 | 42 |
| Casey, Bernie | 6 | 0 | 6 | 0 | 0 | 0 | 0 | 0/0 | 0/0 | 0 | 36 |
| Kilmer, Billy | 6 | 5 | 1 | 0 | 0 | 0 | 0 | 0/0 | 0/0 | 0 | 36 |
| Brodie, John | 4 | 4 | 0 | 0 | 0 | 0 | 0 | 0/0 | 0/0 | 0 | 24 |
| Conner, Clyde | 4 | 0 | 4 | 0 | 0 | 0 | 0 | 0/0 | 0/0 | 0 | 24 |
| Johnson, Jimmy | 4 | 0 | 4 | 0 | 0 | 0 | 0 | 0/0 | 0/0 | 0 | 24 |
| Stickles, Monty | 3 | 0 | 3 | 0 | 0 | 0 | 0 | 0/0 | 0/0 | 0 | 18 |
| Woodson, Abe | 2 | 0 | 0 | 0 | 1 | 0 | 1 | 0/0 | 0/0 | 0 | 12 |
| **49ERS** | **36** | **15** | **19** | **0** | **1** | **0** | **1** | **36/36** | **10/23** | **0** | **282** |
| **OPPONENTS** | **42** | **22** | **17** | **3** | **0** | **0** | **0** | **39/42** | **12/20** | **2** | **331** |

*Rookie Names in Italics*

| RUSHING | Att | Yds | Avg | Lg | TD |
|---|---|---|---|---|---|
| Smith, J.D. | 258 | 907 | 3.5 | 28 | 6 |
| Kilmer, Billy | 93 | 478 | 5.1 | 35 | 5 |
| Brodie, John | 37 | 258 | 7.0 | 21 | 4 |
| Gaiters, Bob | 36 | 158 | 4.4 | 53 | 0 |
| Waters, Bobby | 12 | 42 | 3.5 | 14 | 0 |
| *Vollenweider, Jim* | 11 | 37 | 3.4 | 10 | 0 |
| Roberts, C.R. | 9 | 19 | 2.1 | 12 | 0 |
| Cooper, Bill | 2 | –2 | –1.0 | 2 | 0 |
| Thomas, Aaron | 1 | –9 | –9.0 | –9 | 0 |
| *Winston, Lloyd* | 1 | –15 | –15.0 | –15 | 0 |
| **49ERS** | **460** | **1,873** | **4.1** | **53** | **15** |
| **OPPONENTS** | **464** | **2,241** | **4.8** | **77t** | **21** |

| RECEIVING | No | Yds | Avg | LG | TD |
|---|---|---|---|---|---|
| Casey, Bernie | 53 | 819 | 15.5 | 48t | 6 |
| Johnson, Jimmy | 34 | 627 | 18.4 | 80t | 4 |
| Conner, Clyde | 24 | 240 | 10.0 | 18 | 4 |
| Stickles, Monty | 22 | 366 | 16.6 | 48 | 3 |
| Smith, J.D. | 21 | 197 | 9.4 | 47 | 1 |
| Kilmer, Billy | 16 | 152 | 9.5 | 70 | 1 |
| *Vollenweider, Jim* | 4 | 21 | 5.3 | 10 | 0 |
| Messer, Dale | 3 | 30 | 10.0 | 15 | 0 |
| *McFarland, Kay* | 3 | 24 | 8.0 | 16 | 0 |
| Gaiters, Bob | 2 | 13 | 6.5 | 13 | 0 |
| Roberts, C.R. | 2 | 0 | 0.0 | 1 | 0 |
| *Winston, Lloyd* | 1 | 2 | 2.0 | 2 | 0 |
| **49ERS** | **185** | **2,491** | **13.5** | **80t** | **19** |
| **OPPONENTS** | **164** | **2,494** | **15.2** | **73t** | **17** |

| INTERCEPTIONS | No | Yds | Avg | LG | TD |
|---|---|---|---|---|---|
| Woodson, Abe | 2 | 31 | 15.5 | 31 | 0 |
| Hazeltine, Matt | 2 | 24 | 12.0 | 12 | 0 |
| *Pine, Ed* | 2 | 16 | 8.0 | 13 | 0 |
| Mertens, Jerry | 2 | 0 | 0.0 | 0 | 0 |
| Messer, Dale | 1 | 35 | 35.0 | 35 | 0 |
| Kammerer, Carlton | 1 | 13 | 13.0 | 13 | 0 |
| Ridlon, Jim | 1 | 8 | 8.0 | 8 | 0 |
| Dove, Eddie | 1 | 0 | 0.0 | 0 | 0 |
| **49ERS** | **12** | **127** | **10.6** | **35** | **0** |
| **OPPONENTS** | **19** | **334** | **17.6** | **55t** | **3** |

| KICKOFF RETURNS | No | Yds | Avg | LG | TD |
|---|---|---|---|---|---|
| Woodson, Abe | 37 | 1,157 | 31.3 | 79 | 0 |
| Gaiters, Bob | 11 | 273 | 24.8 | 47 | 0 |
| *Vollenweider, Jim* | 6 | 113 | 18.8 | 45 | 0 |
| Messer, Dale | 4 | 112 | 28.0 | 43 | 0 |
| *Winston, Lloyd* | 3 | 67 | 22.3 | 29 | 0 |
| Cooper, Bill | 1 | 17 | 17.0 | 17 | 0 |
| **49ERS** | **62** | **1,739** | **28.1** | **79** | **0** |
| **OPPONENTS** | **51** | **1,140** | **22.4** | **40** | **0** |

| PUNT RETURNS | No | FC | Yds | Avg | LG | TD |
|---|---|---|---|---|---|---|
| Woodson, Abe | 19 | 3 | 179 | 9.4 | 85t | 1 |
| Dove, Eddie | 5 | 2 | 21 | 4.2 | 10 | 0 |
| Messer, Dale | 3 | 8 | 7 | 2.3 | 7 | 0 |
| **49ERS** | **27** | **13** | **207** | **7.7** | **85t** | **1** |
| **OPPONENTS** | **32** | **5** | **285** | **8.9** | **31** | **0** |

| PUNTING | No | Yds | Avg | LG | Blk |
|---|---|---|---|---|---|
| Davis, Tommy | 48 | 2,188 | 45.6 | 82 | 0 |
| **49ERS** | **48** | **2,188** | **45.6** | **82** | **0** |
| **OPPONENTS** | **61** | **2,720** | **44.6** | **75** | **0** |

| PASSING | Att | Comp | Pct | Yds | LG | TD | Int | QB |
|---|---|---|---|---|---|---|---|---|
| Brodie, John | 304 | 175 | 57.6 | 2,272 | 80t | 18 | 16 | 79.0 |
| Kilmer, Billy | 13 | 8 | 61.5 | 191 | 73 | 1 | 3 | 91.5 |
| Waters, Bobby | 6 | 2 | 33.3 | 28 | 15 | 0 | 0 | 49.3 |
| **49ERS** | **323** | **185** | **57.3** | **2,491** | **80t** | **19** | **19** | **77.0** |
| **OPPONENTS** | **296** | **164** | **55.4** | **2,494** | **73t** | **17** | **12** | **85.6** |

## 1963 (2-12)

### Coach*

| | | | |
|---|---|---|---|
| L | 20 | Minnesota (30,781), S–15 | 24 |
| L | 14 | Baltimore (31,006), S–22 | 20 |
| L | 14 | at Minnesota (28,567), S–29 | 45 |
| L | 3 | at Detroit (44,088), O–6 | 26 |
| L | 3 | at Baltimore (56,962), O–13 | 20 |
| W | 20 | Chicago (35,837), O–20 | 14 |
| L | 21 | at Los Angeles Rams (45,532), O–27 | 28 |
| L | 7 | Detroit (33,511), N–3 | 45 |
| W | 31 | Dallas (29,563), N–10 | 24 |
| L | 14 | at New York Giants (62,982), N–17 | 48 |
| L | 10 | at G.B. in Milwaukee (45,905), N–24 | 28 |
| L | 17 | Los Angeles Rams (33,321), D–1 | 21 |
| L | 7 | at Chicago (46,994), D–8 | 27 |
| L | 17 | Green Bay (31,031), D–14 | 21 |
| | **198** | | **391** |

*Coach Red Hickey resigned after third game and Jack Christiansen was appointed his successor.

| TEAM STATISTICS | 49ers | Opp |
|---|---|---|
| TOTAL FIRST DOWNS | 183 | 304 |
| By Rushing | 87 | 121 |
| By Passing | 87 | 168 |
| By Penalties | 9 | 15 |
| TOTAL YARDS GAINED | 3,281 | 5,447 |
| By Rushing | 1,454 | 2,076 |
| By Passing | 1,827 | 3,371 |
| TOTAL PLAYS FROM SCRIMMAGE | 790 | 963 |
| Rushes | 406 | 488 |
| Average Gain Per Rush | 3.6 | 4.3 |
| FORWARD PASSES ATTEMPTED | 349 | 450 |
| Number Completed | 156 | 244 |
| Per Cent Completed | 44.7 | 54.2 |
| Sacks/Yards Lost | 35/263 | 25/210 |
| Passes Had Intercepted | 22 | 14 |
| Yards Gained Per Pass | 6.0 | 8.0 |
| Yards Gained Per Completion | 13.4 | 14.7 |
| PUNTS | 73 | 55 |
| Total Yardage of Punts | 3,311 | 2,371 |
| Average Length | 45.4 | 43.1 |
| KICKOFF RETURNS | 62 | 37 |
| Total Yards Returned | 1,659 | 816 |
| Average Length of Return | 26.8 | 22.1 |
| PENALTIES | 51 | 73 |
| Yards Penalized | 439 | 667 |
| FUMBLES | 25 | 27 |
| Own Fumbles Recovered | 17 | 14 |
| Opponents' Fumbles Recovered | 13 | 8 |
| FIELD GOALS | 10 | 12 |
| Field Goals Attempted | 31 | 20 |
| TOTAL POINTS SCORED | 198 | 391 |
| Touchdowns Scored | 24 | 51 |
| Touchdowns Rushing | 8 | 20 |
| Touchdowns Passing | 13 | 27 |
| Touchdowns Returns | 3 | 4 |
| Extra Points | 24 | 50 |
| Field Goals | 10 | 20 |
| Safeties | 0 | 1 |

| SCORING | TDs | Ru | Pa | Int | Fu | KO | Pu | PAT | FG | S | Pts |
|---|---|---|---|---|---|---|---|---|---|---|---|
| Davis, Tommy | 0 | 0 | 0 | 0 | 0 | 0 | 0 | 24/24 | 10/31 | 0 | 54 |
| Casey, Bernie | 7 | 0 | 7 | 0 | 0 | 0 | 0 | 0/0 | 0/0 | 0 | 42 |
| Smith, J.D. | 6 | 5 | 1 | 0 | 0 | 0 | 0 | 0/0 | 0/0 | 0 | 36 |
| Woodson, Abe | 3 | 0 | 0 | 0 | 0 | 3 | 0 | 0/0 | 0/0 | 0 | 18 |
| Knafelc, Gary | 2 | 0 | 2 | 0 | 0 | 0 | 0 | 0/0 | 0/0 | 0 | 12 |
| *Lisbon, Don* | 2 | 0 | 2 | 0 | 0 | 0 | 0 | 0/0 | 0/0 | 0 | 12 |
| Vollenweider, Jim | 2 | 2 | 0 | 0 | 0 | 0 | 0 | 0/0 | 0/0 | 0 | 12 |
| McFarland, Kay | 1 | 0 | 1 | 0 | 0 | 0 | 0 | 0/0 | 0/0 | 0 | 6 |
| Winston, Lloyd | 1 | 1 | 0 | 0 | 0 | 0 | 0 | 0/0 | 0/0 | 0 | 6 |
| **49ERS** | **24** | **8** | **13** | **0** | **0** | **3** | **0** | **24/24** | **10/31** | **0** | **198** |
| **OPPONENTS** | **51** | **20** | **27** | **1** | **1** | **0** | **2** | **50/51** | **11/27** | **1** | **391** |

*Rookie Names in Italics*

| RUSHING | Att | Yds | Avg | Lg | TD |
|---|---|---|---|---|---|
| Smith, J.D. | 162 | 560 | 3.5 | 52t | 5 |
| *Lisbon, Don* | 109 | 399 | 3.7 | 25 | 0 |
| Winston, Lloyd | 27 | 127 | 4.7 | 38 | 1 |
| Vollenweider, Jim | 47 | 124 | 2.6 | 12 | 2 |
| Perry, Joe | 24 | 98 | 4.1 | 16 | 0 |
| Brodie, John | 7 | 63 | 9.0 | 24 | 0 |
| McHan, Lamar | 17 | 59 | 3.5 | 15 | 0 |
| *Lind, Mike* | 8 | 26 | 3.3 | 7 | 0 |
| Waters, Bobby | 5 | –2 | –0.4 | 8 | 0 |
| **49ERS** | **406** | **1,454** | **3.6** | **52t** | **8** |
| **OPPONENTS** | **488** | **2,076** | **4.3** | **51t** | **20** |

| RECEIVING | No | Yds | Avg | LG | TD |
|---|---|---|---|---|---|
| Casey, Bernie | 47 | 762 | 16.2 | 68t | 7 |
| *Lisbon, Don* | 21 | 259 | 12.3 | 51 | 2 |
| Knafelc, Gary | 18 | 221 | 12.3 | 45t | 2 |
| Smith, J.D. | 17 | 196 | 11.5 | 40 | 1 |
| Conner, Clyde | 16 | 247 | 15.4 | 42 | 0 |
| Stickles, Monty | 11 | 152 | 13.8 | 31 | 0 |
| McFarland, Kay | 11 | 126 | 11.5 | 33 | 1 |
| Johnson, Jimmy | 6 | 63 | 10.5 | 15 | 0 |
| Perry, Joe | 4 | 12 | 3.0 | 8 | 0 |
| *Lind, Mike* | 2 | 13 | 6.5 | 8 | 0 |
| Winston, Lloyd | 2 | 13 | 6.5 | 10 | 0 |
| Vollenweider, Jim | 1 | 26 | 26.0 | 26 | 0 |
| **49ERS** | **156** | **2,090** | **13.4** | **68t** | **13** |
| **OPPONENTS** | **244** | **3,581** | **14.7** | **70t** | **27** |

| INTERCEPTIONS | No | Yds | Avg | LG | TD |
|---|---|---|---|---|---|
| *Alexander, Kermit* | 5 | 72 | 14.4 | 38 | 0 |
| Woodson, Abe | 3 | 61 | 20.3 | 61 | 0 |
| Johnson, Jimmy | 2 | 36 | 18.0 | 36 | 0 |
| Dowdle, Mike | 2 | 6 | 3.0 | 6 | 0 |
| Kimbrough, Elbert | 1 | 45 | 45.0 | 45 | 0 |
| Pine, Ed | 1 | 1 | 1.0 | 1 | 0 |
| **49ERS** | **14** | **221** | **15.8** | **61** | **0** |
| **OPPONENTS** | **22** | **283** | **12.9** | **52** | **1** |

| KICKOFF RETURNS | No | Yds | Avg | LG | TD |
|---|---|---|---|---|---|
| Woodson, Abe | 29 | 935 | 32.2 | 103t | 3 |
| *Alexander, Kermit* | 24 | 638 | 26.6 | 46 | 0 |
| Vollenweider, Jim | 4 | 75 | 18.8 | 23 | 0 |
| Cooper, Bill | 2 | 8 | 4.0 | 8 | 0 |
| St.Clair, Bob | 2 | 3 | 1.5 | 3 | 0 |
| Stickles, Monty | 1 | 0 | 0.0 | 0 | 0 |
| **49ERS** | **62** | **1,659** | **26.8** | **103t** | **3** |
| **OPPONENTS** | **37** | **816** | **22.1** | **45** | **0** |

| PUNT RETURNS | No | FC | Yds | Avg | LG | TD |
|---|---|---|---|---|---|---|
| Woodson, Abe | 13 | 7 | 95 | 7.3 | 51 | 0 |
| Messer, Dale | 5 | 12 | 4 | 0.8 | 3 | 0 |
| **49ERS** | **18** | **19** | **99** | **5.5** | **51** | **0** |
| **OPPONENTS** | **50** | **5** | **587** | **11.7** | **90t** | **2** |

| PUNTING | No | Yds | Avg | LG | Blk |
|---|---|---|---|---|---|
| Davis, Tommy | 73 | 3,311 | 45.4 | 64 | 2 |
| **49ERS** | **73** | **3,311** | **45.4** | **64** | **2** |
| **OPPONENTS** | **55** | **2,373** | **43.2** | **68** | **0** |

| PASSING | Att | Comp | Pct | Yds | LG | TD | Int | QB |
|---|---|---|---|---|---|---|---|---|
| McHan, Lamar | 195 | 83 | 42.6 | 1,243 | 68t | 8 | 11 | 54.3 |
| Waters, Bobby | 88 | 42 | 47.7 | 435 | 42 | 1 | 6 | 37.8 |
| Brodie, John | 61 | 30 | 49.2 | 367 | 44t | 3 | 4 | 57.2 |
| *Lisbon, Don* | 2 | 1 | 50.0 | 45 | 45t | 1 | 0 | 135.4 |
| Davis, Tommy | 1 | 0 | 0.0 | 0 | 0 | 0 | 0 | 39.6 |
| Perry, Joe | 1 | 0 | 0.0 | 0 | 0 | 0 | 0 | 39.6 |
| Vollenweider, Jim | 1 | 0 | 0.0 | 0 | 0 | 0 | 1 | 0.0 |
| **49ERS** | **349** | **156** | **44.7** | **2,090** | **68t** | **13** | **22** | **50.4** |
| **OPPONENTS** | **450** | **244** | **54.2** | **3,581** | **70t** | **27** | **14** | **87.5** |

## 1964 (4-10)

### Jack Christiansen, Coach

| | | | |
|---|---|---|---|
| L | 17 | Detroit (33,204), S–13 | 26 |
| W | 28 | at Philadelphia (57,352), S–20 | 24 |
| L | 13 | St. Louis (30,969), S–27 | 23 |
| W | 31 | Chicago (33,132), O–4 | 21 |
| L | 14 | at G.B. in Milwaukee (47,380), O–11 | 24 |
| L | 14 | at Los Angeles Rams (54,355), O–18 | 42 |
| L | 22 | Minnesota (31,845), O–25 | 27 |
| L | 7 | at Baltimore (60,213), N–1 | 37 |
| L | 7 | at Minnesota (40,408), N–8 | 24 |
| W | 24 | Green Bay (38,483), N–15 | 14 |
| L | 21 | at Chicago (46,772), N–22 | 23 |
| L | 3 | Baltimore (33,642), N–29 | 14 |
| W | 28 | Los Angeles Rams (31,791), D–6 | 7 |
| L | 7 | at Detroit (41,854), D–13 | 24 |
| | **236** | | **330** |

| TEAM STATISTICS | 49ers | Opp |
|---|---|---|
| TOTAL FIRST DOWNS | 233 | 255 |
| By Rushing | 76 | 90 |
| By Passing | 136 | 138 |
| By Penalties | 21 | 27 |
| TOTAL YARDS GAINED | 4,073 | 4,404 |
| By Rushing | 1,332 | 1,560 |
| By Passing | 2,741 | 2,844 |
| TOTAL PLAYS FROM SCRIMMAGE | 871 | 920 |
| Rushes | 383 | 443 |
| Average Gain Per Rush | 3.5 | 3.5 |
| FORWARD PASSES ATTEMPTED | 461 | 434 |
| Number Completed | 225 | 232 |
| Per Cent Completed | 48.8 | 53.5 |
| Sacks/Yards Lost | 27/249 | 43/297 |
| Passes Had Intercepted | 22 | 15 |
| Yards Gained Per Pass | 6.5 | 7.2 |
| Yards Gained Per Completion | 13.3 | 13.5 |
| PUNTS | 79 | 76 |
| Total Yardage of Punts | 3,603 | 3,481 |
| Average Length | 45.6 | 45.8 |
| KICKOFF RETURNS | 57 | 37 |
| Total Yards Returned | 1,393 | 883 |
| Average Length of Return | 24.4 | 23.9 |
| PENALTIES | 79 | 76 |
| Yards Penalized | 741 | 783 |
| FUMBLES | 42 | 33 |
| Own Fumbles Recovered | 18 | 19 |
| Opponents' Fumbles Recovered | 14 | 24 |
| FIELD GOALS | 8 | 17 |
| Field Goals Attempted | 25 | 34 |
| TOTAL POINTS SCORED | 236 | 330 |
| Touchdowns Scored | 30 | 40 |
| Touchdowns Rushing | 11 | 11 |
| Touchdowns Passing | 18 | 23 |
| Touchdowns Returns | 1 | 6 |
| Extra Points | 30 | 39 |
| Field Goals | 8 | 20 |
| Safeties | 1 | 0 |

| SCORING | TDs | Ru | Pa | Int | Fu | KO | Pu | PAT | FG | S | Pts |
|---|---|---|---|---|---|---|---|---|---|---|---|
| Davis, Tommy | 0 | 0 | 0 | 0 | 0 | 0 | 0 | 30/30 | 8/25 | 0 | 54 |
| *Parks, Dave* | 8 | 0 | 8 | 0 | 0 | 0 | 0 | 0/0 | 0/0 | 0 | 48 |
| Lind, Mike | 7 | 7 | 0 | 0 | 0 | 0 | 0 | 0/0 | 0/0 | 0 | 42 |
| Casey, Bernie | 4 | 0 | 4 | 0 | 0 | 0 | 0 | 0/0 | 0/0 | 0 | 24 |
| Stickles, Monty | 3 | 0 | 3 | 0 | 0 | 0 | 0 | 0/0 | 0/0 | 0 | 18 |
| Brodie, John | 2 | 2 | 0 | 0 | 0 | 0 | 0 | 0/0 | 0/0 | 0 | 12 |
| Kopay, Dave | 2 | 0 | 2 | 0 | 0 | 0 | 0 | 0/0 | 0/0 | 0 | 6 |
| Alexander, Kermit | 1 | 0 | 0 | 0 | 0 | 0 | 1 | 0/0 | 0/0 | 0 | 6 |
| Lewis, Gary | 1 | 1 | 0 | 0 | 0 | 0 | 0 | 0/0 | 0/0 | 0 | 6 |
| Johnson, Rudy | 1 | 1 | 0 | 0 | 0 | 0 | 0 | 0/0 | 0/0 | 0 | 6 |
| Lisbon, Don | 1 | 0 | 1 | 0 | 0 | 0 | 0 | 0/0 | 0/0 | 0 | 6 |
| Team | 0 | 0 | 0 | 0 | 0 | 0 | 0 | 0/0 | 0/0 | 0 | 2 |
| **49ERS** | **30** | **11** | **18** | **0** | **0** | **0** | **1** | **30/30** | **8/25** | **0** | **236** |
| **OPPONENTS** | **40** | **11** | **23** | **2** | **2** | **0** | **2** | **39/40** | **17/34** | **0** | **330** |

*Rookie Names in Italics*

| RUSHING | Att | Yds | Avg | LG | TD |
|---|---|---|---|---|---|
| *Kopay, Dave* | 75 | 271 | 3.6 | 18 | 0 |
| Lind, Mike | 100 | 256 | 2.6 | 21 | 7 |
| *Mira, George* | 18 | 177 | 9.8 | 37 | 0 |
| Lisbon, Don | 55 | 162 | 3.0 | 14 | 0 |
| Brodie, John | 27 | 135 | 5.0 | 38 | 2 |
| Lewis, Gary | 43 | 115 | 2.7 | 17 | 1 |
| Kilmer, Billy | 36 | 113 | 3.1 | 14 | 0 |
| Smith, J.D. | 13 | 55 | 4.2 | 16 | 0 |
| Johnson, Rudy | 16 | 48 | 3.0 | 24 | 1 |
| **49ERS** | **383** | **1,332** | **3.5** | **38** | **11** |
| **OPPONENTS** | **442** | **1,560** | **3.5** | **32** | **11** |

| RECEIVING | No | Yds | Avg | LG | TD |
|---|---|---|---|---|---|
| Casey, Bernie | 58 | 808 | 13.9 | 63t | 4 |
| Stickles, Monty | 40 | 685 | 17.1 | 53t | 3 |
| *Parks, Dave* | 36 | 703 | 19.5 | 83t | 8 |
| Lind, Mike | 25 | 178 | 7.1 | 26 | 0 |
| *Kopay, Dave* | 20 | 135 | 6.8 | 30 | 2 |
| Lisbon, Don | 13 | 104 | 8.0 | 39t | 1 |
| Kilmer, Billy | 11 | 136 | 12.4 | 35 | 0 |
| Lewis, Gary | 7 | 73 | 10.4 | 47 | 0 |
| McFarland, Kay | 5 | 67 | 13.4 | 33 | 0 |
| Johnson, Rudy | 5 | 21 | 4.2 | 12 | 0 |
| Messer, Dale | 4 | 72 | 18.0 | 28 | 0 |
| Poole, Bob | 1 | 8 | 8.0 | 8 | 0 |
| **49ERS** | **225** | **2,990** | **13.3** | **83t** | **18** |
| **OPPONENTS** | **232** | **3,135** | **13.5** | **82t** | **23** |

| INTERCEPTIONS | No | Yds | Avg | LG | TD |
|---|---|---|---|---|---|
| Alexander, Kermit | 5 | 65 | 13.0 | 24 | 0 |
| Johnson, Jimmy | 3 | 65 | 21.7 | 43 | 0 |
| Kimbrough, Elbert | 2 | 3 | 1.5 | 3 | 0 |
| Woodson, Abe | 2 | 1 | 0.5 | 1 | 0 |
| Dowdle, Mike | 1 | 14 | 14.0 | 14 | 0 |
| *Wilcox, Dave* | 1 | 6 | 6.0 | 6 | 0 |
| Hazeltine, Matt | 1 | 1 | 1.0 | 1 | 0 |
| **49ERS** | **15** | **155** | **10.3** | **43** | **0** |
| **OPPONENTS** | **22** | **530** | **24.1** | **97t** | **2** |

| KICKOFF RETURNS | No | Yds | Avg | LG | TD |
|---|---|---|---|---|---|
| Woodson, Abe | 32 | 880 | 27.5 | 70 | 0 |
| Alexander, Kermit | 20 | 483 | 24.2 | 44 | 0 |
| *Kopay, Dave* | 2 | 30 | 15.0 | 16 | 0 |
| Lewis, Gary | 1 | 0 | 0.0 | 0 | 0 |
| Pine, Ed | 1 | 0 | 0.0 | 0 | 0 |
| Thomas, John | 1 | 0 | 0.0 | 0 | 0 |
| **49ERS** | **57** | **1,393** | **24.4** | **70** | **0** |
| **OPPONENTS** | **37** | **883** | **23.9** | **41** | **0** |

| PUNT RETURNS | No | FC | Yds | Avg | LG | TD |
|---|---|---|---|---|---|---|
| Alexander, Kermit | 21 | 5 | 189 | 9.0 | 70t | 1 |
| Woodson, Abe | 22 | 8 | 133 | 6.1 | 26 | 0 |
| **49ERS** | **43** | **13** | **322** | **7.5** | **70t** | **1** |
| **OPPONENTS** | **50** | **5** | **540** | **10.8** | **68t** | **2** |

| PUNTING | No | Yds | Avg | LG | Blk |
|---|---|---|---|---|---|
| Davis, Tommy | 79 | 3,599 | 45.6 | 68 | 0 |
| **49ERS** | **79** | **3,599** | **45.6** | **68** | **0** |
| **OPPONENTS** | **75** | **3,426** | **45.7** | **74** | **0** |

| PASSING | Att | Comp | Pct | Yds | LG | TD | Int | QB |
|---|---|---|---|---|---|---|---|---|
| Brodie, John | 392 | 193 | 49.2 | 2,498 | 83t | 14 | 16 | 64.6 |
| *Mira, George* | 53 | 23 | 43.4 | 331 | 79t | 2 | 5 | 37.5 |
| Kilmer, Billy | 14 | 8 | 57.1 | 92 | 24 | 1 | 1 | 71.1 |
| Lind, Mike | 1 | 1 | 100.0 | 69 | 69t | 1 | 0 | 158.3 |
| *Kopay, Dave* | 1 | 0 | 0.0 | 0 | 0 | 0 | 0 | 39.6 |
| **49ERS** | **461** | **225** | **48.8** | **2,990** | **83t** | **18** | **22** | **62.9** |
| **OPPONENTS** | **434** | **232** | **53.5** | **3,135** | **82t** | **23** | **16** | **79.0** |

## 1965 (7-6-1)

### Jack Christiansen, Coach

| | | | |
|---|---|---|---|
| W | 52 | Chicago (31,211), S–19 | 24 |
| W | 27 | Pittsburgh (28,161), S–26 | 17 |
| L | 24 | at Baltimore (57,342), O–3 | 27 |
| L | 10 | at Green Bay (50,858), O–10 | 27 |
| W | 45 | at Los Angeles Rams (34,703), O–17 | 21 |
| L | 41 | Minnesota (40,673), O–24 | 42 |
| L | 28 | Baltimore (43,575), O–31 | 34 |
| L | 31 | at Dallas (30,531), N–7 | 39 |
| W | 27 | at Detroit (52,570), N–14 | 21 |
| W | 30 | Los Angeles Rams (39,253), N–21 | 27 |
| W | 45 | at Minnesota (36,748), N–28 | 24 |
| W | 17 | Detroit (38,483), D–5 | 14 |
| L | 20 | at Chicago (43,400), D–12 | 61 |
| T | 24 | Green Bay (45,710), D–19 | 24 |
| | **421** | | **402** |

| TEAM STATISTICS | 49ers | Opp |
|---|---|---|
| TOTAL FIRST DOWNS | 292 | 259 |
| By Rushing | 97 | 94 |
| By Passing | 172 | 139 |
| By Penalties | 23 | 26 |
| TOTAL YARDS GAINED | 5,270 | 4,640 |
| By Rushing | 1,783 | 1,535 |
| By Passing | 3,487 | 3,105 |
| TOTAL PLAYS FROM SCRIMMAGE | 901 | 878 |
| Rushes | 428 | 405 |
| Average Gain Per Rush | 4.2 | 3.8 |
| FORWARD PASSES ATTEMPTED | 454 | 448 |
| Number Completed | 272 | 225 |
| Per Cent Completed | 59.9 | 50.2 |
| Sacks/Yards Lost | 19/146 | 25/197 |
| Passes Had Intercepted | 21 | 13 |
| Yards Gained Per Pass | 8.0 | 7.4 |
| Yards Gained Per Completion | 13.4 | 14.7 |
| PUNTS | 54 | 62 |
| Total Yardage of Punts | 2,474 | 2,598 |
| Average Length | 45.8 | 41.9 |
| KICKOFF RETURNS | 59 | 59 |
| Total Yards Returned | 1,276 | 1,566 |
| Average Length of Return | 21.6 | 26.1 |
| PENALTIES | 79 | 71 |
| Yards Penalized | 785 | 727 |
| FUMBLES | 33 | 34 |
| Own Fumbles Recovered | 14 | 17 |
| Opponents' Fumbles Recovered | 17 | 19 |
| FIELD GOALS | 17 | 14 |
| Field Goals Attempted | 27 | 27 |
| TOTAL POINTS SCORED | 421 | 402 |
| Touchdowns Scored | 53 | 52 |
| Touchdowns Rushing | 13 | 20 |
| Touchdowns Passing | 35 | 24 |
| Touchdowns Returns | 5 | 8 |
| Extra Points | 52 | 48 |
| Field Goals | 17 | 14 |
| Safeties | 0 | 0 |

| SCORING | TDs | Ru | Pa | Int | Fu | KO | Pu | PAT | FG | S | Pts |
|---|---|---|---|---|---|---|---|---|---|---|---|
| Davis, Tommy | 0 | 0 | 0 | 0 | 0 | 0 | 0 | 52/53 | 17/27 | 0 | 103 |
| Parks, Dave | 12 | 0 | 12 | 0 | 0 | 0 | 0 | 0/0 | 0/0 | 0 | 72 |
| Crow, John David | 9 | 2 | 7 | 0 | 0 | 0 | 0 | 0/0 | 0/0 | 0 | 54 |
| *Willard, Ken* | 9 | 5 | 4 | 0 | 0 | 0 | 0 | 0/0 | 0/0 | 0 | 54 |
| Casey, Bernie | 8 | 0 | 8 | 0 | 0 | 0 | 0 | 0/0 | 0/0 | 0 | 48 |
| Kopay, Dave | 4 | 2 | 1 | 0 | 1 | 0 | 0 | 0/0 | 0/0 | 0 | 24 |
| Lewis, Gary | 3 | 3 | 0 | 0 | 0 | 0 | 0 | 0/0 | 0/0 | 0 | 18 |
| Brodie, John | 1 | 1 | 0 | 0 | 0 | 0 | 0 | 0/0 | 0/0 | 0 | 6 |
| Burke, Vern | 1 | 0 | 1 | 0 | 0 | 0 | 0 | 0/0 | 0/0 | 0 | 6 |
| Chapple, Jack | 1 | 0 | 0 | 0 | 1 | 0 | 0 | 0/0 | 0/0 | 0 | 6 |
| Krueger, Charlie | 1 | 0 | 0 | 0 | 1 | 0 | 0 | 0/0 | 0/0 | 0 | 6 |
| McFarland, Kay | 1 | 0 | 1 | 0 | 0 | 0 | 0 | 0/0 | 0/0 | 0 | 6 |
| Miller, Clark | 1 | 0 | 0 | 0 | 1 | 0 | 0 | 0/0 | 0/0 | 0 | 6 |
| Stickles, Monty | 1 | 0 | 1 | 0 | 0 | 0 | 0 | 0/0 | 0/0 | 0 | 6 |
| Wilcox, Dave | 1 | 0 | 0 | 0 | 1 | 0 | 0 | 0/0 | 0/0 | 0 | 6 |
| **49ERS** | **53** | **13** | **35** | **0** | **5** | **0** | **0** | **52/53** | **17/27** | **0** | **421** |
| **OPPONENTS** | **52** | **20** | **24** | **3** | **3** | **1** | **1** | **48/52** | **14/27** | **0** | **402** |

*Rookie Names in Italics*

| RUSHING | Att | Yds | Avg | Lg | TD |
|---|---|---|---|---|---|
| *Willard, Ken* | 189 | 778 | 4.1 | 32 | 5 |
| Crow, John David | 132 | 514 | 3.9 | 30 | 2 |
| Lewis, Gary | 52 | 256 | 4.9 | 60t | 3 |
| Kopay, Dave | 28 | 81 | 2.9 | 10 | 2 |
| Mira, George | 5 | 64 | 12.8 | 25 | 0 |
| Brodie, John | 15 | 60 | 4.0 | 13 | 1 |
| Davis, Tommy | 1 | 21 | 21.0 | 21 | 0 |
| Johnson, Rudy | 6 | 9 | 1.5 | 4 | 0 |
| **49ERS** | **428** | **1,783** | **4.2** | **60t** | **13** |
| **OPPONENTS** | **405** | **1,535** | **3.8** | **50t** | **20** |

| RECEIVING | No | Yds | Avg | LG | TD |
|---|---|---|---|---|---|
| Parks, Dave | 80 | 1,344 | 16.8 | 53t | 12 |
| Casey, Bernie | 59 | 765 | 13.0 | 59t | 8 |
| Stickles, Monty | 35 | 343 | 9.8 | 22 | 1 |
| *Willard, Ken* | 32 | 253 | 7.9 | 29t | 4 |
| Crow, John David | 28 | 493 | 17.6 | 54 | 7 |
| Kopay, Dave | 11 | 147 | 13.4 | 44 | 1 |
| Lewis, Gary | 10 | 25 | 2.5 | 12 | 0 |
| McFarland, Kay | 8 | 106 | 13.3 | 35t | 1 |
| Johnson, Rudy | 3 | 49 | 16.3 | 28 | 0 |
| Messer, Dale | 2 | 41 | 20.5 | 37 | 0 |
| Burke, Vern | 2 | 38 | 19.0 | 27t | 1 |
| Poole, Bob | 2 | 29 | 14.5 | 15 | 0 |
| **49ERS** | **272** | **3,633** | **13.4** | **59t** | **35** |
| **OPPONENTS** | **225** | **3,290** | **14.6** | **80t** | **24** |

| INTERCEPTIONS | No | Yds | Avg | LG | TD |
|---|---|---|---|---|---|
| Johnson, Jimmy | 6 | 47 | 7.8 | 26 | 0 |
| Alexander, Kermit | 3 | 23 | 7.7 | 15 | 0 |
| Kimbrough, Elbert | 2 | 5 | 2.5 | 5 | 0 |
| Wilcox, Dave | 1 | 16 | 16.0 | 16 | 0 |
| Hazeltine, Matt | 1 | 6 | 6.0 | 6 | 0 |
| **49ERS** | **13** | **97** | **7.5** | **26** | **0** |
| **OPPONENTS** | **21** | **232** | **11.1** | **33** | **3** |

| KICKOFF RETURNS | No | Yds | Avg | LG | TD |
|---|---|---|---|---|---|
| Alexander, Kermit | 32 | 741 | 23.2 | 46 | 0 |
| Lewis, Gary | 15 | 355 | 23.7 | 39 | 0 |
| Johnson, Rudy | 4 | 71 | 17.8 | 27 | 0 |
| Swinford, Wayne | 4 | 61 | 15.3 | 22 | 0 |
| Messer, Dale | 1 | 27 | 27.0 | 27 | 0 |
| Kopay, Dave | 1 | 21 | 21.0 | 21 | 0 |
| Cerne, Joe | 1 | 0 | 0.0 | 0 | 0 |
| Rubke, Karl | 1 | 0 | 0.0 | 0 | 0 |
| **49ERS** | **59** | **1,276** | **21.6** | **46** | **0** |
| **OPPONENTS** | **59** | **1,566** | **26.5** | **99t** | **1** |

| PUNT RETURNS | No | FC | Yds | Avg | LG | TD |
|---|---|---|---|---|---|---|
| Alexander, Kermit | 35 | 7 | 262 | 7.5 | 40 | 0 |
| Swinford, Wayne | 2 | 11 | 18 | 9.0 | 18 | 0 |
| Lewis, Gary | 1 | 0 | 3 | 3.0 | 3 | 0 |
| **49ERS** | **38** | **18** | **283** | **7.5** | **40** | **0** |
| **OPPONENTS** | **33** | **7** | **408** | **12.4** | **85t** | **1** |

| PUNTING | No | Yds | Avg | LG | Blk |
|---|---|---|---|---|---|
| Davis, Tommy | 54 | 2,471 | 45.8 | 65 | 0 |
| **49ERS** | **54** | **2,471** | **45.8** | **65** | **0** |
| **OPPONENTS** | **62** | **2,599** | **41.9** | **90** | **0** |

| PASSING | Att | Comp | Pct | Yds | LG | TD | Int | QB |
|---|---|---|---|---|---|---|---|---|
| Brodie, John | 391 | 242 | 61.9 | 3,112 | 59t | 30 | 16 | 95.3 |
| Mira, George | 58 | 28 | 48.3 | 460 | 46 | 4 | 3 | 76.8 |
| Crow, John David | 4 | 2 | 50.0 | 61 | 45t | 1 | 1 | 95.8 |
| *Willard, Ken* | 1 | 0 | 0.0 | 0 | 0 | 0 | 1 | 0.0 |
| **49ERS** | **454** | **272** | **59.9** | **3,633** | **59t** | **35** | **21** | **91.8** |
| **OPPONENTS** | **447** | **225** | **50.3** | **3,290** | **80t** | **24** | **13** | **80.5** |

## 1966 (6-6-2)

### Jack Christiansen, Coach

| | | | |
|---|---|---|---|
| T | 20 | Minnesota (29,312), S–11 | 20 |
| L | 14 | at Baltimore (56,715), S–25 | 36 |
| L | 3 | at Los Angeles Rams (45,642), S–30 | 34 |
| W | 21 | Green Bay (39,290), O–9 | 20 |
| W | 44 | at Atlanta (54,788), O–16 | 7 |
| W | 27 | Detroit (36,745), O–23 | 24 |
| L | 3 | at Minnesota (45,007), O–30 | 28 |
| W | 21 | Los Angeles Rams (35,372), N–6 | 13 |
| T | 30 | at Chicago (47,079), N–13 | 30 |
| L | 34 | Philadelphia (31,993), N–20 | 35 |
| W | 41 | at Detroit (53,189), N–24 | 14 |
| L | 7 | at G.B. in Milwaukee (48,725), D–4 | 20 |
| W | 41 | Chicago (37,170), D–11 | 14 |
| L | 14 | Baltimore (40,005), D–18 | 30 |
| | **320** | | **325** |

| TEAM STATISTICS | 49ers | Opp |
|---|---|---|
| TOTAL FIRST DOWNS | 282 | 238 |
| By Rushing | 101 | 88 |
| By Passing | 153 | 126 |
| By Penalties | 28 | 24 |
| TOTAL YARDS GAINED | 4,391 | 4,179 |
| By Rushing | 1,377 | 1,629 |
| By Passing | 3,014 | 2,550 |
| TOTAL PLAYS FROM SCRIMMAGE | 952 | 868 |
| Rushes | 422 | 414 |
| Average Gain Per Rush | 4.2 | 3.9 |
| FORWARD PASSES ATTEMPTED | 500 | 414 |
| Number Completed | 261 | 206 |
| Per Cent Completed | 52.2 | 49.8 |
| Sacks/Yards Lost | 38/352 | 40/345 |
| Passes Had Intercepted | 26 | 18 |
| Yards Gained Per Pass | 6.5 | 7.0 |
| Yards Gained Per Completion | 12.4 | 14.1 |
| PUNTS | 70 | 76 |
| Total Yardage of Punts | 2,854 | 3,130 |
| Average Length | 40.6 | 41.2 |
| KICKOFF RETURNS | 56 | 59 |
| Total Yards Returned | 1,326 | 1,343 |
| Average Length of Return | 23.7 | 22.8 |
| PENALTIES | 86 | 91 |
| Yards Penalized | 819 | 938 |
| FUMBLES | 26 | 24 |
| Own Fumbles Recovered | 14 | 13 |
| Opponents' Fumbles Recovered | 11 | 12 |
| FIELD GOALS | 16 | 16 |
| Field Goals Attempted | 31 | 31 |
| TOTAL POINTS SCORED | 320 | 325 |
| Touchdowns Scored | 39 | 40 |
| Touchdowns Rushing | 12 | 15 |
| Touchdowns Passing | 21 | 22 |
| Touchdowns Returns | 6 | 3 |
| Extra Points | 38 | 37 |
| Field Goals | 16 | 16 |
| Safeties | 0 | 0 |

| SCORING | TDs | Ru | Pa | Int | Fu | KO | Pu | PAT | FG | S | Pts |
|---|---|---|---|---|---|---|---|---|---|---|---|
| Davis, Tommy | 0 | 0 | 0 | 0 | 0 | 0 | 0 | 38/39 | 16/31 | 0 | 86 |
| Willard, Ken | 7 | 5 | 2 | 0 | 0 | 0 | 0 | 0/0 | 0/0 | 0 | 42 |
| Parks, Dave | 5 | 0 | 5 | 0 | 0 | 0 | 0 | 0/0 | 0/0 | 0 | 30 |
| Crow, John David | 4 | 1 | 3 | 0 | 0 | 0 | 0 | 0/0 | 0/0 | 0 | 24 |
| Brodie, John | 3 | 3 | 0 | 0 | 0 | 0 | 0 | 0/0 | 0/0 | 0 | 18 |
| Kramer, Kent | 3 | 0 | 3 | 0 | 0 | 0 | 0 | 0/0 | 0/0 | 0 | 18 |
| Lewis, Gary | 3 | 2 | 1 | 0 | 0 | 0 | 0 | 0/0 | 0/0 | 0 | 18 |
| Alexander, Kermit | 2 | 0 | 0 | 0 | 1 | 0 | 1 | 0/0 | 0/0 | 0 | 12 |
| Kopay, Dave | 2 | 1 | 1 | 0 | 0 | 0 | 0 | 0/0 | 0/0 | 0 | 12 |
| Stickles, Monty | 2 | 0 | 2 | 0 | 0 | 0 | 0 | 0/0 | 0/0 | 0 | 12 |
| Casey, Bernie | 1 | 0 | 1 | 0 | 0 | 0 | 0 | 0/0 | 0/0 | 0 | 6 |
| Dowdle, Mike | 1 | 0 | 0 | 1 | 0 | 0 | 0 | 0/0 | 0/0 | 0 | 6 |
| Hazeltine, Matt | 1 | 0 | 0 | 0 | 1 | 0 | 0 | 0/0 | 0/0 | 0 | 6 |
| Jackson, Jim | 1 | 0 | 1 | 0 | 0 | 0 | 0 | 0/0 | 0/0 | 0 | 6 |
| Johnson, Jimmy | 1 | 0 | 0 | 1 | 0 | 0 | 0 | 0/0 | 0/0 | 0 | 6 |
| McFarland, Kay | 1 | 0 | 1 | 0 | 0 | 0 | 0 | 0/0 | 0/0 | 0 | 6 |

*Rookie Names in Italics*

*(continued)*

| SCORING | TDs | Ru | Pa | Int | Fu | KO | Pu | PAT | FG | S | Pts |
|---|---|---|---|---|---|---|---|---|---|---|---|
| Randolph, Alvin | 1 | 0 | 0 | 1 | 0 | 0 | 0 | 0/0 | 0/0 | 0 | 6 |
| Witcher, Dick | 1 | 0 | 1 | 0 | 0 | 0 | 0 | 0/0 | 0/0 | 0 | 6 |
| **49ERS** | **39** | **12** | **21** | **3** | **2** | **0** | **1** | **38/39** | **16/31** | **0** | **320** |
| **OPPONENTS** | **40** | **15** | **22** | **1** | **0** | **1** | **1** | **37/40** | **16/31** | **0** | **325** |

| RUSHING | Att | Yds | Avg | Lg | TD |
|---|---|---|---|---|---|
| Willard, Ken | 191 | 763 | 4.0 | 49 | 5 |
| Crow, John David | 121 | 477 | 3.9 | 31 | 1 |
| Kopay, Dave | 47 | 204 | 4.3 | 32 | 1 |
| Lewis, Gary | 36 | 130 | 3.6 | 15 | 2 |
| Mira, George | 10 | 103 | 10.3 | 38 | 0 |
| Davis, Tommy | 3 | 43 | 14.3 | 22 | 0 |
| Casey, Bernie | 1 | 23 | 23.0 | 23 | 0 |
| Kilmer, Billy | 3 | 23 | 7.7 | 13 | 0 |
| Brodie, John | 5 | 18 | 3.6 | 7 | 3 |
| Jackson, Jim | 4 | 7 | 1.8 | 4 | 0 |
| Parks, Dave | 1 | –1 | –1.0 | –1 | 0 |
| **49ERS** | **422** | **1,790** | **4.2** | **49** | **12** |
| **OPPONENTS** | **413** | **1,629** | **3.9** | **45** | **15** |

| RECEIVING | No | Yds | Avg | LG | TD |
|---|---|---|---|---|---|
| Parks, Dave | 66 | 974 | 14.8 | 65t | 5 |
| Casey, Bernie | 50 | 669 | 13.4 | 32 | 1 |
| Willard, Ken | 42 | 351 | 8.4 | 62 | 2 |
| Crow, John David | 30 | 341 | 11.4 | 54 | 3 |
| Stickles, Monty | 27 | 315 | 11.7 | 38 | 2 |
| McFarland, Kay | 13 | 219 | 16.9 | 43 | 1 |
| Witcher, Dick | 10 | 115 | 11.5 | 24 | 1 |
| Kopay, Dave | 10 | 67 | 6.7 | 29t | 1 |
| Lewis, Gary | 7 | 44 | 6.3 | 18t | 1 |
| Kramer, Kent | 5 | 81 | 16.2 | 24 | 3 |
| Jackson, Jim | 1 | 63 | 63.0 | 63t | 1 |
| **49ERS** | **261** | **3,239** | **12.4** | **65t** | **21** |
| **OPPONENTS** | **206** | **2,895** | **14.1** | **83t** | **18** |

| INTERCEPTIONS | No | Yds | Avg | LG | TD |
|---|---|---|---|---|---|
| Alexander, Kermit | 4 | 73 | 18.3 | 55 | 0 |
| Johnson, Jimmy | 4 | 57 | 14.3 | 35t | 1 |
| Randolph, Alvin | 3 | 138 | 46.0 | 94t | 1 |
| Kimbrough, Elbert | 3 | 60 | 20.0 | 44 | 0 |
| Donnelly, George | 2 | 16 | 8.0 | 16 | 0 |
| Dowdle, Mike | 1 | 27 | 27.0 | 27t | 1 |
| Hazeltine, Matt | 1 | 8 | 8.0 | 8 | 0 |
| **49ERS** | **18** | **379** | **21.1** | **94t** | **3** |
| **OPPONENTS** | **26** | **334** | **12.9** | **50** | **1** |

| KICKOFF RETURNS | No | Yds | Avg | LG | TD |
|---|---|---|---|---|---|
| Alexander, Kermit | 37 | 984 | 26.6 | 56 | 0 |
| Jackson, Jim | 8 | 162 | 20.3 | 28 | 0 |
| Swinford, Wayne | 4 | 73 | 18.3 | 21 | 0 |
| Lewis, Gary | 3 | 65 | 21.7 | 32 | 0 |
| Kopay, Dave | 2 | 20 | 10.0 | 11 | 0 |
| Phillips, Mel | 1 | 20 | 20.0 | 20 | 0 |
| Hindman, Stan | 1 | 2 | 2.0 | 2 | 0 |
| **49ERS** | **56** | **1,326** | **23.7** | **56** | **0** |
| **OPPONENTS** | **59** | **1,343** | **22.8** | **81** | **1** |

| PUNT RETURNS | No | FC | Yds | Avg | LG | TD |
|---|---|---|---|---|---|---|
| Alexander, Kermit | 30 | 3 | 198 | 6.6 | 44t | 1 |
| Swinford, Wayne | 8 | 6 | 12 | 1.5 | 7 | 0 |
| Kopay, Dave | 4 | 7 | 28 | 7.0 | 10 | 0 |
| Jackson, Jim | 2 | 0 | 0 | 0.0 | 0 | 0 |
| Donnelly, George | 1 | 0 | 0 | 0.0 | 0 | 0 |
| **49ERS** | **45** | **16** | **238** | **5.3** | **44t** | **1** |
| **OPPONENTS** | **33** | **13** | **368** | **11.2** | **79t** | **1** |

| PUNTING | No | Yds | Avg | LG | Blk |
|---|---|---|---|---|---|
| Davis, Tommy | 63 | 2,609 | 41.4 | 60 | 0 |
| Kilmer, Billy | 7 | 245 | 35.0 | 45 | 0 |
| **49ERS** | **70** | **2,854** | **40.8** | **60** | **0** |
| **OPPONENTS** | **76** | **3,130** | **41.2** | **66** | **0** |

| PASSING | Att | Comp | Pct | Yds | LG | TD | Int | QB |
|---|---|---|---|---|---|---|---|---|
| Brodie, John | 427 | 232 | 54.3 | 2,810 | 65t | 16 | 22 | 65.8 |
| Mira, George | 53 | 22 | 41.5 | 284 | 29 | 5 | 2 | 74.7 |
| Kilmer, Billy | 16 | 5 | 31.3 | 84 | 26 | 0 | 1 | 24.0 |
| Crow, John David | 4 | 2 | 50.0 | 61 | 46 | 0 | 1 | 56.3 |
| **49ERS** | **500** | **261** | **52.2** | **3,239** | **65t** | **21** | **26** | **64.9** |
| **OPPONENTS** | **414** | **206** | **49.8** | **2,895** | **83t** | **18** | **18** | **69.0** |

## 1967 (7-7)

### Jack Christiansen, Coach

| | | | |
|---|---|---|---|
| W | 27 | at Minnesota (39,638), S–17 | 21 |
| W | 38 | Atlanta (30,207), S–24 | 7 |
| L | 7 | at Baltimore (60,238), O–1 | 41 |
| W | 27 | at Los Angeles Rams (60,424), O–8 | 24 |
| W | 28 | at Philadelphia (60,825), O–15 | 27 |
| W | 27 | New Orleans (34,285), O–22 | 13 |
| L | 3 | Detroit (37,990), O–29 | 45 |
| L | 7 | Los Angeles Rams (53,194), N–5 | 17 |
| L | 28 | at Washington (50,326), N–12 | 31 |
| L | 0 | at Green Bay (50,861), N–19 | 13 |
| L | 9 | Baltimore (44,815), N–26 | 26 |
| L | 14 | Chicago (25,613), D–3 | 28 |
| W | 34 | at Atlanta (51,798), D–10 | 28 |
| W | 24 | Dallas (27,182), D–16 | 16 |
| | **273** | | **337** |

| TEAM STATISTICS | 49ers | Opp |
|---|---|---|
| TOTAL FIRST DOWNS | 242 | 237 |
| By Rushing | 101 | 92 |
| By Passing | 121 | 128 |
| By Penalties | 20 | 17 |
| TOTAL YARDS GAINED | 4,418 | 4,044 |
| By Rushing | 1,764 | 1,698 |
| By Passing | 2,654 | 2,346 |
| TOTAL PLAYS FROM SCRIMMAGE | 929 | 858 |
| Rushes | 434 | 407 |
| Average Gain Per Rush | 4.1 | 4.1 |
| FORWARD PASSES ATTEMPTED | 469 | 403 |
| Number Completed | 228 | 212 |
| Per Cent Completed | 48.6 | 52.6 |
| Sacks/Yards Lost | 26/208 | 48/409 |
| Passes Had Intercepted | 26 | 16 |
| Yards Gained Per Pass | 6.1 | 5.8 |
| Yards Gained Per Completion | 12.6 | 13.0 |
| PUNTS | 73 | 70 |
| Total Yardage of Punts | 2,745 | 3,063 |
| Average Length | 37.6 | 43.8 |
| KICKOFF RETURNS | 56 | 54 |
| Total Yards Returned | 1,326 | 1,311 |
| Average Length of Return | 23.7 | 24.3 |
| PENALTIES | 89 | 64 |
| Yards Penalized | 931 | 596 |
| FUMBLES | 20 | 24 |
| Own Fumbles Recovered | 10 | 11 |
| Opponents' Fumbles Recovered | 13 | 10 |
| FIELD GOALS | 14 | 17 |
| Field Goals Attempted | 33 | 35 |
| TOTAL POINTS SCORED | 273 | 337 |
| Touchdowns Scored | 33 | 41 |
| Touchdowns Rushing | 16 | 17 |
| Touchdowns Passing | 16 | 19 |
| Touchdowns Returns | 1 | 5 |
| Extra Points | 33 | 40 |
| Field Goals | 14 | 17 |
| Safeties | 0 | 0 |

| SCORING | TDs | Ru | Pa | Int | Fu | KO | Pu | PAT | FG | S | Pts |
|---|---|---|---|---|---|---|---|---|---|---|---|
| Davis, Tommy | 0 | 0 | 0 | 0 | 0 | 0 | 0 | 33/33 | 14/33 | 0 | 75 |
| Lewis, Gary | 7 | 6 | 1 | 0 | 0 | 0 | 0 | 0/0 | 0/0 | 0 | 42 |
| Willard, Ken | 6 | 5 | 1 | 0 | 0 | 0 | 0 | 0/0 | 0/0 | 0 | 36 |
| Crow, John David | 5 | 2 | 3 | 0 | 0 | 0 | 0 | 0/0 | 0/0 | 0 | 30 |
| Randle, Sonny | 4 | 0 | 4 | 0 | 0 | 0 | 0 | 0/0 | 0/0 | 0 | 24 |
| Windsor, Bob | 3 | 0 | 2 | 0 | 1 | 0 | 0 | 0/0 | 0/0 | 0 | 18 |
| Witcher, Dick | 3 | 0 | 3 | 0 | 0 | 0 | 0 | 0/0 | 0/0 | 0 | 18 |
| Cunningham, Doug | 2 | 2 | 0 | 0 | 0 | 0 | 0 | 0/0 | 0/0 | 0 | 12 |
| Parks, Dave | 2 | 0 | 2 | 0 | 0 | 0 | 0 | 0/0 | 0/0 | 0 | 12 |
| Brodie, John | 1 | 1 | 0 | 0 | 0 | 0 | 0 | 0/0 | 0/0 | 0 | 6 |
| **49ERS** | **33** | **16** | **16** | **0** | **1** | **0** | **0** | **33/33** | **14/33** | **0** | **273** |
| **OPPONENTS** | **41** | **17** | **19** | **3** | **0** | **1** | **1** | **40/41** | **17/35** | **0** | **337** |

*Rookie Names in Italics*

| RUSHING | Att | Yds | Avg | Lg | TD |
|---|---|---|---|---|---|
| Willard, Ken | 169 | 510 | 3.0 | 20 | 5 |
| Crow, John David | 113 | 479 | 4.2 | 39 | 2 |
| Lewis, Gary | 67 | 342 | 5.1 | 52 | 6 |
| Cunningham, Doug | 43 | 212 | 4.9 | 64t | 2 |
| Brodie, John | 20 | 147 | 7.4 | 15 | 1 |
| Mira, George | 7 | 23 | 3.3 | 9 | 0 |
| Kopay, Dave | 6 | 21 | 3.5 | 10 | 0 |
| *Spurrier, Steve* | 5 | 18 | 3.6 | 9 | 0 |
| Windsor, Bob | 1 | 7 | 7.0 | 7 | 0 |
| Tucker, Bill | 3 | 5 | 1.7 | 3 | 0 |
| **49ERS** | **434** | **1,764** | **4.1** | **64t** | **16** |
| **OPPONENTS** | **407** | **1,698** | **4.1** | **73** | **17** |

| RECEIVING | No | Yds | Avg | LG | TD |
|---|---|---|---|---|---|
| Witcher, Dick | 46 | 705 | 15.3 | 63t | 3 |
| Randle, Sonny | 33 | 502 | 15.2 | 58 | 4 |
| Crow, John David | 31 | 373 | 12.0 | 59t | 3 |
| Parks, Dave | 26 | 313 | 12.0 | 43 | 2 |
| Willard, Ken | 23 | 242 | 10.5 | 25 | 1 |
| Windsor, Bob | 21 | 254 | 12.1 | 55t | 2 |
| Lewis, Gary | 21 | 218 | 10.4 | 32t | 1 |
| Cunningham, Doug | 13 | 121 | 9.3 | 29 | 0 |
| Stickles, Monty | 7 | 86 | 12.3 | 19 | 0 |
| Tucker, Bill | 2 | 22 | 11.0 | 12 | 0 |
| Myers, Chip | 2 | 13 | 6.5 | 8 | 0 |
| Kopay, Dave | 2 | 11 | 5.5 | 11 | 0 |
| Olerich, Dave | 1 | 2 | 2.0 | 2 | 0 |
| **49ERS** | **228** | **2,862** | **12.6** | **63t** | **16** |
| **OPPONENTS** | **212** | **2,755** | **13.0** | **82t** | **19** |

| INTERCEPTIONS | No | Yds | Avg | LG | TD |
|---|---|---|---|---|---|
| Alexander, Kermit | 5 | 72 | 14.4 | 48 | 0 |
| Gonsoulin, Austin | 3 | 9 | 3.0 | 5 | 0 |
| Johnson, Jimmy | 2 | 68 | 34.0 | 38 | 0 |
| Wilcox, Dave | 2 | 17 | 8.5 | 17 | 0 |
| Jackson, Jim | 1 | 22 | 22.0 | 22 | 0 |
| Nunley, Frank | 1 | 7 | 7.0 | 7 | 0 |
| Miller, Clark | 1 | 3 | 3.0 | 3 | 0 |
| Phillips, Mel | 1 | 0 | 0.0 | 0 | 0 |
| **49ERS** | **16** | **198** | **12.4** | **48** | **0** |
| **OPPONENTS** | **26** | **292** | **11.2** | **37** | **3** |

| KICKOFF RETURNS | No | Yds | Avg | LG | TD |
|---|---|---|---|---|---|
| Cunningham, Doug | 31 | 826 | 26.7 | 94 | 0 |
| Tucker, Bill | 9 | 199 | 22.1 | 26 | 0 |
| Lewis, Gary | 9 | 190 | 21.1 | 33 | 0 |
| Swinford, Wayne | 2 | 51 | 25.5 | 32 | 0 |
| Nunley, Frank | 2 | 0 | 0.0 | 0 | 0 |
| Kopay, Dave | 1 | 21 | 21.0 | 21 | 0 |
| Windsor, Bob | 1 | 21 | 21.0 | 21 | 0 |
| Alexander, Kermit | 1 | 18 | 18.0 | 18 | 0 |
| **49ERS** | **56** | **1,326** | **23.7** | **94** | **0** |
| **OPPONENTS** | **54** | **1311** | **24.3** | **97t** | **1** |

| PUNT RETURNS | No | FC | Yds | Avg | LG | TD |
|---|---|---|---|---|---|---|
| Cunningham, Doug | 27 | 7 | 249 | 9.2 | 57 | 0 |
| Alexander, Kermit | 6 | 1 | 64 | 10.7 | 31 | 0 |
| Tucker, Bill | 1 | 0 | 1 | 1.0 | 1 | 0 |
| Gonsoulin, Austin | 1 | 0 | 0 | 0.0 | 0 | 0 |
| Lewis, Gary | 0 | 1 | 0 | 0.0 | 0 | 0 |
| **49ERS** | **35** | **9** | **314** | **9.0** | **57** | **0** |
| **OPPONENTS** | **29** | **18** | **175** | **6.0** | **58t** | **1** |

| PUNTING | No | Yds | Avg | LG | Blk |
|---|---|---|---|---|---|
| *Spurrier, Steve* | 73 | 2,745 | 37.6 | 61 | 1 |
| **49ERS** | **73** | **2,745** | **37.6** | **61** | **1** |
| **OPPONENTS** | **70** | **3,063** | **43.8** | **60** | **0** |

| PASSING | Att | Comp | Pct | Yds | LG | TD | Int | QB |
|---|---|---|---|---|---|---|---|---|
| Brodie, John | 349 | 168 | 48.1 | 2,013 | 63t | 11 | 16 | 57.6 |
| Mira, George | 65 | 35 | 53.8 | 592 | 58 | 5 | 3 | 91.3 |
| *Spurrier, Steve* | 50 | 23 | 46.0 | 211 | 21 | 0 | 7 | 18.4 |
| Crow, John David | 5 | 2 | 40.0 | 46 | 25 | 0 | 0 | 73.8 |
| **49ERS** | **469** | **228** | **48.6** | **2,862** | **63t** | **16** | **26** | **56.3** |
| **OPPONENTS** | **403** | **212** | **52.6** | **2,755** | **82t** | **19** | **16** | **73.6** |

## 1968 (7-6-1)

### Dick Nolan, Coach

| | | | |
|---|---|---|---|
| L | 10 | at Baltimore (56,864)/S–15 | 27 |
| W | 35 | St. Louis (27,557), S–22 | 17 |
| W | 28 | Atlanta (27,477), S–29 | 13 |
| L | 10 | at Los Angeles Rams (69,520), O–6 | 24 |
| L | 14 | Baltimore (32,822), O–13 | 42 |
| W | 26 | at New York Giants (62,958), O–20 | 10 |
| W | 14 | at Detroit (53,555), O–27 | 7 |
| L | 21 | Cleveland (31,359), N–3 | 33 |
| L | 19 | at Chicago (46,978), N–10 | 27 |
| T | 20 | Los Angeles Rams (41,815), N–17 | 20 |
| W | 45 | at Pittsburgh (21,408), N–24 | 28 |
| W | 27 | Green Bay (47,218), D–1 | 20 |
| L | 20 | Minnesota (29,049), D–8 | 30 |
| W | 14 | at Atlanta (44,977), D–15 | 12 |
| | **303** | | **310** |

| TEAM STATISTICS | 49ers | Opp |
|---|---|---|
| TOTAL FIRST DOWNS | 260 | 250 |
| By Rushing | 98 | 111 |
| By Passing | 141 | 124 |
| By Penalties | 21 | 15 |
| TOTAL YARDS GAINED | 4,709 | 4,020 |
| By Rushing | 1,784 | 1,706 |
| By Passing | 2,925 | 2,244 |
| TOTAL PLAYS FROM SCRIMMAGE | 887 | 896 |
| Rushes | 443 | 445 |
| Average Gain Per Rush | 4.0 | 4.0 |
| FORWARD PASSES ATTEMPTED | 417 | 416 |
| Number Completed | 239 | 291 |
| Per Cent Completed | 57.3 | 48.4 |
| Sacks/Yards Lost | 27/182 | 35/304 |
| Passes Had Intercepted | 23 | 20 |
| Yards Gained Per Pass | 6.5 | 4.9 |
| Yards Gained Per Completion | 13.0 | 12.7 |
| PUNTS | 68 | 68 |
| Total Yardage of Punts | 2,651 | 2,856 |
| Average Length | 39.0 | 42.0 |
| KICKOFF RETURNS | 60 | 54 |
| Total Yards Returned | 1,064 | 1,163 |
| Average Length of Return | 17.7 | 20.8 |
| PENALTIES | 90 | 71 |
| Yards Penalized | 794 | 656 |
| FUMBLES | 26 | 22 |
| Own Fumbles Recovered | 12 | 11 |
| Opponents' Fumbles Recovered | 11 | 14 |
| FIELD GOALS | 11 | 22 |
| Field Goals Attempted | 24 | 32 |
| TOTAL POINTS SCORED | 303 | 310 |
| Touchdowns Scored | 39 | 35 |
| Touchdowns Rushing | 11 | 12 |
| Touchdowns Passing | 24 | 19 |
| Touchdowns Returns | 4 | 4 |
| Extra Points | 36 | 34 |
| Field Goals | 11 | 22 |
| Safeties | 0 | 0 |

| SCORING | TDs | Ru | Pa | Int | Fu | KO | Pu | PAT | FG | S | Pts |
|---|---|---|---|---|---|---|---|---|---|---|---|
| Davis, Tommy | 0 | 0 | 0 | 0 | 0 | 0 | 0 | 26/26 | 9/16 | 0 | 53 |
| McNeil, Clifton | 7 | 0 | 7 | 0 | 0 | 0 | 0 | 0/0 | 0/0 | 0 | 42 |
| Tucker, Bill | 7 | 3 | 4 | 0 | 0 | 0 | 0 | 0/0 | 0/0 | 0 | 42 |
| Willard, Ken | 7 | 7 | 0 | 0 | 0 | 0 | 0 | 0/0 | 0/0 | 0 | 42 |
| Crow, John David | 5 | 0 | 5 | 0 | 0 | 0 | 0 | 0/0 | 0/0 | 0 | 30 |
| Lewis, Gary | 4 | 1 | 3 | 0 | 0 | 0 | 0 | 0/0 | 0/0 | 0 | 24 |
| Patera, Dennis | 0 | 0 | 0 | 0 | 0 | 0 | 0 | 8/11 | 2/8 | 0 | 14 |
| Windsor, Bob | 2 | 0 | 2 | 0 | 0 | 0 | 0 | 0/0 | 0/0 | 0 | 12 |
| Witcher, Dick | 2 | 0 | 1 | 0 | 1 | 0 | 0 | 0/0 | 0/0 | 0 | 12 |
| Alexander, Kermit | 1 | 0 | 0 | 1 | 0 | 0 | 0 | 0/0 | 0/0 | 0 | 6 |
| Belk, Bill | 1 | 0 | 0 | 1 | 0 | 0 | 0 | 0/0 | 0/0 | 0 | 6 |
| Hindman, Stan | 1 | 0 | 0 | 1 | 0 | 0 | 0 | 0/0 | 0/0 | 0 | 6 |
| McFarland, Kay | 1 | 0 | 1 | 0 | 0 | 0 | 0 | 0/0 | 0/0 | 0 | 6 |
| Randle, Sonny | 1 | 0 | 1 | 0 | 0 | 0 | 0 | 0/0 | 0/0 | 0 | 6 |
| **49ERS** | **39** | **11** | **24** | **3** | **1** | **0** | **0** | **36/39** | **11/24** | **0** | **303** |
| **OPPONENTS*** | **35** | **12** | **19** | **1** | **1** | **1** | **0** | **34/35** | **22/32** | **0** | **310** |

*had one return of a blocked FGA

*Rookie Names in Italics*

| RUSHING | Att | Yds | Avg | LG | TD |
|---|---|---|---|---|---|
| Willard, Ken | 227 | 967 | 4.3 | 69t | 7 |
| Lewis, Gary | 141 | 573 | 4.1 | 22 | 1 |
| Tucker, Bill | 30 | 135 | 4.5 | 18 | 3 |
| Brodie, John | 18 | 71 | 3.9 | 15 | 0 |
| Daniels, Clem | 12 | 37 | 3.1 | 11 | 0 |
| Cunningham, Doug | 6 | 7 | 1.2 | 5 | 0 |
| Mira, George | 1 | 5 | 5.0 | 5 | 0 |
| Crow, John David | 4 | 4 | 1.0 | 3 | 0 |
| Lee, Dwight | 2 | 1 | 0.5 | 1 | 0 |
| McNeil, Clifton | 1 | –1 | –1.0 | –1 | 0 |
| Spurrier, Steve | 1 | –15 | –15.0 | –15 | 0 |
| **49ERS** | **443** | **1,784** | **4.0** | **69t** | **11** |
| **OPPONENTS** | **447** | **1,766** | **4.0** | **32** | **15** |

| RECEIVING | No | Yds | Avg | LG | TD |
|---|---|---|---|---|---|
| McNeil, Clifton | 71 | 994 | 14.0 | 65t | 7 |
| Witcher, Dick | 39 | 531 | 13.6 | 59t | 1 |
| Willard, Ken | 36 | 232 | 6.4 | 20 | 0 |
| Crow, John David | 31 | 531 | 17.1 | 54t | 5 |
| Lewis, Gary | 27 | 244 | 9.0 | 33 | 3 |
| Tucker, Bill | 15 | 197 | 13.1 | 59t | 4 |
| Windsor, Bob | 8 | 146 | 18.3 | 62 | 2 |
| McFarland, Kay | 5 | 140 | 28.0 | 65 | 1 |
| Randle, Sonny | 3 | 44 | 14.7 | 29t | 1 |
| Cunningham, Doug | 2 | 25 | 12.5 | 16 | 0 |
| Daniels, Clem | 2 | 23 | 11.5 | 16 | 0 |
| **49ERS** | **239** | **3,107** | **13.0** | **65t** | **24** |
| **OPPONENTS** | **201** | **2,547** | **12.7** | **60** | **19** |

| INTERCEPTIONS | No | Yds | Avg | LG | TD |
|---|---|---|---|---|---|
| Alexander, Kermit | 9 | 155 | 17.2 | 66t | 1 |
| Randolph, Alvin | 4 | 60 | 15.0 | 40 | 0 |
| Beard, Ed | 2 | 93 | 46.5 | 69 | 0 |
| Fuller, Johnny | 2 | 3 | 1.5 | 3 | 0 |
| Hindman, Stan | 1 | 25 | 25.0 | 25t | 1 |
| Johnson, Jimmy | 1 | 25 | 25.0 | 25 | 0 |
| Belk, Bill | 1 | 6 | 6.0 | 6t | 1 |
| **49ERS** | **20** | **367** | **18.4** | **69** | **3** |
| **OPPONENTS** | **23** | **390** | **17.0** | **90** | **1** |

| KICKOFF RETURNS | No | Yds | Avg | LG | TD |
|---|---|---|---|---|---|
| Alexander, Kermit | 20 | 300 | 15.0 | 35 | 0 |
| Cunningham, Doug | 14 | 286 | 20.4 | 38 | 0 |
| Daniels,Clem | 10 | 266 | 26.6 | 29 | 0 |
| Tucker, Bill | 5 | 103 | 20.6 | 30 | 0 |
| Lee, Dwight | 2 | 43 | 21.5 | 22 | 0 |
| Hays, Harold | 2 | 21 | 10.5 | 13 | 0 |
| Nunley, Frank | 2 | 0 | 0.0 | 0 | 0 |
| Fuller, Johnny | 1 | 23 | 23.0 | 23 | 0 |
| Banaszek, Cas | 1 | 15 | 15.0 | 15 | 0 |
| Olerich,Dave | 1 | 4 | 4.0 | 4 | 0 |
| Hart, Tommy | 1 | 3 | 3.0 | 3 | 0 |
| Peoples, Woody | 1 | 0 | 0.0 | 0 | 0 |
| **49ERS** | **60** | **1,064** | **17.7** | **38** | **0** |
| **OPPONENTS** | **56** | **1,163** | **20.8** | **96t** | **1** |

| PUNT RETURNS | No | FC | Yds | Avg | LG | TD |
|---|---|---|---|---|---|---|
| Alexander, Kermit | 24 | 13 | 87 | 3.6 | 26 | 0 |
| Fuller, Johnny | 12 | 8 | 33 | 2.8 | 9 | 0 |
| **49ERS** | **36** | **21** | **120** | **3.3** | **26** | **0** |
| **OPPONENTS** | **31** | **23** | **238** | **7.7** | **27** | **0** |

| PUNTING | No | Yds | Avg | LG | Blk |
|---|---|---|---|---|---|
| Spurrier, Steve | 68 | 2,651 | 39.0 | 54 | 0 |
| **49ERS** | **68** | **2,651** | **39.0** | **54** | **0** |
| **OPPONENTS** | **68** | **2,856** | **42.0** | **55** | **0** |

| PASSING | Att | Comp | Pct | Yds | LG | TD | Int | QB |
|---|---|---|---|---|---|---|---|---|
| Brodie, John | 404 | 234 | 57.9 | 3,020 | 65t | 22 | 21 | 78.0 |
| Mira, George | 11 | 4 | 36.4 | 44 | 43t | 1 | 1 | 36.2 |
| McNeil, Clifton | 2 | 1 | 50.0 | 43 | 43t | 1 | 1 | 95.8 |
| **49ERS** | **417** | **239** | **57.3** | **3,107** | **65t** | **24** | **23** | **77.1** |
| **OPPONENTS** | **415** | **201** | **48.4** | **2,547** | **60** | **19** | **20** | **63.2** |

## 1969 (4-8-2)

### Dick Nolan, Coach

| | | | |
|---|---|---|---|
| L | 12 | at Atlanta (45,940), S–21 | 24 |
| L | 7 | at G.B. in Milwaukee (48,184), S–28 | 14 |
| T | 17 | Washington (35,184), O–5 | 17 |
| L | 21 | Los Angeles Rams (45,995), O–12 | 27 |
| L | 7 | Atlanta (28,684), O–19 | 21 |
| W | 24 | at Baltimore (60,238), O–26 | 21 |
| L | 14 | Detroit (35,100), N–2 | 26 |
| L | 30 | at Los Angeles Rams (73,975), N–9 | 41 |
| W | 20 | Baltimore (38,472), N–16 | 17 |
| L | 38 | at New Orleans (71,448), N–23 | 43 |
| T | 24 | at Dallas (62,348), N–27 | 24 |
| W | 42 | Chicago (32,826), D–6 | 21 |
| L | 7 | at Minnesota (43,028), D–14 | 10 |
| W | 14 | Philadelphia (25,391), D–21 | 13 |
| | **277** | | **319** |

| TEAM STATISTICS | 49ers | Opp |
|---|---|---|
| TOTAL FIRST DOWNS | 235 | 242 |
| By Rushing | 84 | 91 |
| By Passing | 153 | 128 |
| By Penalties | 16 | 23 |
| TOTAL YARDS GAINED | 4,694 | 4,175 |
| By Rushing | 1,536 | 1,704 |
| By Passing | 3,158 | 2,471 |
| TOTAL PLAYS FROM SCRIMMAGE | 914 | 854 |
| Rushes | 391 | 422 |
| Average Gain Per Rush | 3.9 | 4.0 |
| FORWARD PASSES ATTEMPTED | 496 | 402 |
| Number Completed | 278 | 205 |
| Per Cent Completed | 56.0 | 51.0 |
| Sacks/Yards Lost | 27/221 | 30/255 |
| Passes Had Intercepted | 26 | 20 |
| Yards Gained Per Pass | 6.4 | 5.5 |
| Yards Gained Per Completion | 11.4 | 12.1 |
| PUNTS | 71 | 65 |
| Total Yardage of Punts | 2,874 | 2,629 |
| Average Length | 40.5 | 40.4 |
| KICKOFF RETURNS | 47 | 43 |
| Total Yards Returned | 901 | 1,186 |
| Average Length of Return | 19.3 | 27.6 |
| PENALTIES | 85 | 70 |
| Yards Penalized | 845 | 671 |
| FUMBLES | 25 | 26 |
| Own Fumbles Recovered | 13 | 14 |
| Opponents' Fumbles Recovered | 12 | 12 |
| FIELD GOALS | 6 | 15 |
| Field Goals Attempted | 21 | 36 |
| TOTAL POINTS SCORED | 277 | 319 |
| Touchdowns Scored | 37 | 39 |
| Touchdowns Rushing | 13 | 14 |
| Touchdowns Passing | 22 | 22 |
| Touchdowns Returns | 2 | 3 |
| Extra Points | 35 | 38 |
| Field Goals | 6 | 15 |
| Safeties | 0 | 0 |

| SCORING | TDs | Ru | Pa | Int | Fu | KO | Pu | PAT | FG | S | Pts |
|---|---|---|---|---|---|---|---|---|---|---|---|
| Willard, Ken | 10 | 7 | 3 | 0 | 0 | 0 | 0 | 0/0 | 0/0 | 0 | 60 |
| *Thomas, Jimmy* | 6 | 1 | 5 | 0 | 0 | 0 | 0 | 0/0 | 0/0 | 0 | 36 |
| Gavric, Momcilo | 0 | 0 | 0 | 0 | 0 | 0 | 0 | 22/24 | 3/11 | 0 | 31 |
| Tucker, Bill | 4 | 2 | 2 | 0 | 0 | 0 | 0 | 0/0 | 0/0 | 0 | 24 |
| Davis, Tommy | 0 | 0 | 0 | 0 | 0 | 0 | 0 | 13/13 | 3/10 | 0 | 22 |
| Cunningham, Doug | 3 | 3 | 0 | 0 | 0 | 0 | 0 | 0/0 | 0/0 | 0 | 18 |
| McNeil, Clifton | 3 | 0 | 3 | 0 | 0 | 0 | 0 | 0/0 | 0/0 | 0 | 18 |
| *Washington, Gene* | 3 | 0 | 3 | 0 | 0 | 0 | 0 | 0/0 | 0/0 | 0 | 18 |
| Witcher, Dick | 3 | 0 | 3 | 0 | 0 | 0 | 0 | 0/0 | 0/0 | 0 | 18 |
| Windsor, Bob | 2 | 0 | 2 | 0 | 0 | 0 | 0 | 0/0 | 0/0 | 0 | 12 |
| *Kwalick, Ted* | 1 | 0 | 1 | 0 | 0 | 0 | 0 | 0/0 | 0/0 | 0 | 6 |
| Lakes, Roland | 1 | 0 | 0 | 0 | 1 | 0 | 0 | 0/0 | 0/0 | 0 | 6 |
| Woitt, Johnny | 1 | 0 | 0 | 1 | 0 | 0 | 0 | 0/0 | 0/0 | 0 | 6 |
| Team | 0 | 0 | 0 | 0 | 0 | 0 | 0 | 0/0 | 0/0 | 1 | 2 |
| **49ERS** | **37** | **13** | **22** | **1** | **1** | **0** | **0** | **35/37** | **6/21** | **1** | **277** |
| **OPPONENTS** | **39** | **14** | **22** | **1** | **1** | **1** | **0** | **38/39** | **15/36** | **1** | **319** |

*Rookie Names in Italics*

| RUSHING | Att | Yds | Avg | LG | TD |
|---|---|---|---|---|---|
| Willard, Ken | 171 | 557 | 3.3 | 18 | 7 |
| Cunningham, Doug | 147 | 541 | 3.7 | 33 | 3 |
| *Thomas, Jimmy* | 23 | 190 | 8.3 | 75t | 1 |
| Tucker, Bill | 20 | 72 | 3.6 | 24t | 2 |
| Brodie, John | 11 | 62 | 5.6 | 15 | 0 |
| Spurrier, Steve | 5 | 49 | 9.8 | 29 | 0 |
| Windsor, Bob | 5 | 39 | 7.8 | 13 | 0 |
| Davis, Tommy | 2 | 21 | 10.5 | 16 | 0 |
| Lewis, Gary | 4 | 5 | 1.3 | 4 | 0 |
| *Moore, Gene* | 2 | 4 | 2.0 | 2 | 0 |
| *Washington, Gene* | 1 | –4 | –4.0 | –4 | 0 |
| **49ERS** | **391** | **1,536** | **3.9** | **75t** | **13** |
| **OPPONENTS** | **422** | **1,704** | **4.0** | **41** | **14** |

| RECEIVING | No | Yds | Avg | LG | TD |
|---|---|---|---|---|---|
| *Washington, Gene* | 51 | 711 | 13.9 | 52 | 3 |
| Cunningham, Doug | 51 | 484 | 9.5 | 58 | 0 |
| Windsor, Bob | 49 | 597 | 12.2 | 32 | 2 |
| Willard, Ken | 36 | 326 | 9.1 | 36 | 3 |
| Witcher, Dick | 33 | 435 | 13.2 | 49 | 3 |
| *Thomas, Jimmy* | 18 | 364 | 20.2 | 75t | 5 |
| McNeil, Clifton | 17 | 255 | 15.0 | 80t | 3 |
| Tucker, Bill | 14 | 104 | 7.4 | 18t | 2 |
| Johnson, Leo | 4 | 42 | 10.5 | 14 | 0 |
| *Kwalick, Ted* | 2 | 32 | 16.0 | 31 | 1 |
| *Moore, Gene* | 2 | 28 | 14.0 | 24 | 0 |
| Edwards, Earl | 1 | 1 | 1.0 | 1 | 0 |
| **49ERS** | **278** | **3,379** | **12.2** | **80t** | **22** |
| **OPPONENTS** | **205** | **2,726** | **13.3** | **93** | **22** |

| INTERCEPTIONS | No | Yds | Avg | LG | TD |
|---|---|---|---|---|---|
| Alexander, Kermit | 5 | 39 | 7.8 | 22 | 0 |
| Johnson, Jimmy | 5 | 18 | 3.6 | 18 | 0 |
| Wilcox, Dave | 2 | 17 | 8.5 | 17 | 0 |
| Taylor, Roosevelt | 2 | 15 | 7.5 | 15 | 0 |
| Randolph, Alvin | 2 | 10 | 5.0 | 5 | 0 |
| Woitt, Johnny | 1 | 57 | 57.0 | 57t | 1 |
| Fuller, Johnny | 1 | 31 | 31.0 | 31 | 0 |
| Nunley, Frank | 1 | 7 | 7.0 | 7 | 0 |
| Krueger, Charlie | 1 | 0 | 0.0 | 0 | 0 |
| **49ERS** | **20** | **194** | **9.7** | **57t** | **1** |
| **OPPONENTS** | **26** | **304** | **11.7** | **38** | **1** |

| KICKOFF RETURNS | No | Yds | Avg | LG | TD |
|---|---|---|---|---|---|
| Smith, Noland | 14 | 315 | 22.5 | 60 | 0 |
| Cunningham, Doug | 9 | 207 | 23.0 | 30 | 0 |
| Fuller, Johnny | 8 | 155 | 19.4 | 28 | 0 |
| Lewis, Gary | 5 | 155 | 31.0 | 34 | 0 |
| Alexander, Kermit | 3 | 47 | 15.7 | 24 | 0 |
| Edwards, Earl | 3 | 3 | 1.0 | 3 | 0 |
| Taylor, Roosevelt | 1 | 16 | 16.0 | 16 | 0 |
| Wilcox, Dave | 1 | 10 | 10.0 | 10 | 0 |
| *Kwalick, Ted* | 1 | 0 | 0.0 | 0 | 0 |
| Sniadecki, Jim | 1 | 0 | 0.0 | 0 | 0 |
| Tucker, Bill | 1 | 0 | 0.0 | 0 | 0 |
| **49ERS** | **47** | **908** | **19.3** | **60** | **0** |
| **OPPONENTS** | **43** | **1,186** | **27.6** | **87t** | **1** |

| PUNT RETURNS | No | FC | Yds | Avg | LG | TD |
|---|---|---|---|---|---|---|
| Smith, Noland | 10 | 4 | 46 | 4.6 | 18 | 0 |
| Fuller, Johnny | 5 | 4 | 12 | 2.4 | 7 | 0 |
| Alexander, Kermit | 4 | 3 | –18 | –4.5 | 0 | 0 |
| Cunningham, Doug | 3 | 11 | 23 | 7.7 | 14 | 0 |
| **49ERS** | **22** | **22** | **63** | **2.9** | **18** | **0** |
| **OPPONENTS** | **39** | **14** | **293** | **7.5** | **50** | **0** |

| PUNTING | No | Yds | Avg | LG | Blk |
|---|---|---|---|---|---|
| Kilgore, Jon | 36 | 1,451 | 40.3 | 72 | 0 |
| Davis, Tommy | 23 | 955 | 41.5 | 55 | 0 |
| Spurrier, Steve | 12 | 468 | 39.0 | 57 | 0 |
| **49ERS** | **71** | **2,874** | **40.5** | **72** | **0** |
| **OPPONENTS** | **65** | **2,629** | **40.5** | **60** | **0** |

| PASSING | Att | Comp | Pct | Yds | LG | TD | Int | QB |
|---|---|---|---|---|---|---|---|---|
| Brodie, John | 347 | 194 | 55.9 | 2,405 | 80t | 16 | 15 | 74.9 |
| Spurrier, Steve | 146 | 81 | 55.5 | 926 | 75t | 5 | 11 | 54.8 |
| Cunningham, Doug | 3 | 3 | 100.0 | 48 | 31 | 1 | 0 | 158.3 |
| **49ERS** | **496** | **278** | **56.1** | **3,379** | **80t** | **22** | **26** | **70.1** |
| **OPPONENTS** | **402** | **205** | **51.0** | **2,726** | **93** | **22** | **20** | **70.3** |

## 1970 (10-3-1/11-4-1)

### NFC West Champions

### Dick Nolan, Coach

| | | | |
|---|---|---|---|
| W | 26 | Washington (34,984), S–20 | 17 |
| W | 34 | Cleveland (37,502), S–27 | 31 |
| L | 20 | at Atlanta (58,850), O–4 | 21 |
| W | 20 | at Los Angeles Rams (77,272), O–11 | 6 |
| T | 20 | New Orleans (39,446), O–18 | 20 |
| W | 19 | Denver (39,515), O–25 | 14 |
| W | 26 | Green Bay (59,335), N–1 | 10 |
| W | 37 | at Chicago (45,607), N–8 | 16 |
| W | 30 | at Houston (43,040), N–15 | 20 |
| L | 7 | at Detroit (56,232), N–22 | 28 |
| L | 13 | Los Angeles Rams (59,602), N–29 | 30 |
| W | 24 | Atlanta (41,387), D–6 | 20 |
| W | 38 | at New Orleans (61,940), D–13 | 27 |
| W | 38 | at Oakland Raiders (54,535), D–20 | 7 |
| | **352** | | **267** |

### NFC PLAYOFF - DEC. 27

(at Bloomington, MN – Metropolitan Stadium)

| | | | |
|---|---|---|---|
| W | 17 | Minnesota (45,103) | 14 |

### NFC CHAMPIONSHIP - JAN. 3

(at San Francisco – Kezar Stadium)

| | | | |
|---|---|---|---|
| L | 10 | Dallas (59,364) | 17 |

| TEAM STATISTICS | 49ers | Opp |
|---|---|---|
| TOTAL FIRST DOWNS | 237 | 213 |
| By Rushing | 86 | 81 |
| By Passing | 125 | 110 |
| By Penalties | 26 | 22 |
| TOTAL NET YARDS | 4,503 | 3,972 |
| Net Yards Rushing | 1,580 | 1,799 |
| Net Yards Passing | 2,923 | 2,173 |
| TOTAL PLAYS FROM SCRIMMAGE | 862 | 839 |
| Rushes | 471 | 425 |
| Average Gain Per Rush | 3.4 | 4.2 |
| FORWARD PASSES ATTEMPTED | 383 | 384 |
| Number Completed | 226 | 185 |
| Per Cent Completed | 59.0 | 48.2 |
| Quarterback Sacks | 8 | 30 |
| Yards Lost | 67 | 261 |
| Passes Had Intercepted | 10 | 22 |
| Yards Gained Per Pass | 7.5 | 5.3 |
| Yards Gained Per Completion | 13.2 | 13.2 |
| PUNTS | 75 | 82 |
| Total Yardage of Punts | 2,877 | 3,309 |
| Average Length | 38.4 | 40.4 |
| KICKOFF RETURNS | 49 | 58 |
| Total Yards Returned | 967 | 1,362 |
| Average Length of Return | 19.7 | 23.5 |
| PENALTIES | 88 | 87 |
| Yards Penalized | 997 | 965 |
| FUMBLES | 24 | 35 |
| Own Fumbles Recovered | 9 | 15 |
| Opponents' Fumbles Recovered | 20 | 15 |
| FIELD GOALS | 21 | 15 |
| Field Goals Attempted | 31 | 24 |
| TOTAL POINTS SCORED | 352 | 267 |
| Touchdowns Scored | 41 | 32 |
| Touchdowns Rushing | 13 | 12 |
| Touchdowns Passing | 25 | 19 |
| Touchdowns Returns | 3 | 1 |
| Extra Points | 39 | 30 |
| Field Goals | 21 | 15 |
| Safeties | 1 | 0 |

| SCORING | TDs | Ru | Pa | Int | Fu | KO | Pu | PAT | FG | S | Pts |
|---|---|---|---|---|---|---|---|---|---|---|---|
| Gossett, Bruce | 0 | 0 | 0 | 0 | 0 | 0 | 0 | 39/41 | 21/31 | 0 | 102 |
| Washington, Gene | 12 | 0 | 12 | 0 | 0 | 0 | 0 | 0/0 | 0/0 | 0 | 72 |
| Willard, Ken | 10 | 7 | 3 | 0 | 0 | 0 | 0 | 0/0 | 0/0 | 0 | 60 |
| Cunningham, Doug | 3 | 3 | 0 | 0 | 0 | 0 | 0 | 0/0 | 0/0 | 0 | 18 |
| Thomas, Jimmy | 3 | 0 | 3 | 0 | 0 | 0 | 0 | 0/0 | 0/0 | 0 | 18 |
| Brodie, John | 2 | 2 | 0 | 0 | 0 | 0 | 0 | 0/0 | 0/0 | 0 | 12 |
| Tucker, Bill | 2 | 1 | 1 | 0 | 0 | 0 | 0 | 0/0 | 0/0 | 0 | 12 |

*Rookie Names in Italics*

*(continued)*

| SCORING | TDs | Ru | Pa | Int | Fu | KO | Pu | PAT | FG | S | Pts |
|---|---|---|---|---|---|---|---|---|---|---|---|
| Windsor, Bob | 2 | 0 | 2 | 0 | 0 | 0 | 0 | 0/0 | 0/0 | 0 | 12 |
| Witcher, Dick | 2 | 0 | 2 | 0 | 0 | 0 | 0 | 0/0 | 0/0 | 0 | 12 |
| Johnson, Jimmy | 1 | 0 | 0 | 1 | 0 | 0 | 0 | 0/0 | 0/0 | 1 | 8 |
| *Isenbarger, John* | 1 | 0 | 1 | 0 | 0 | 0 | 0 | 0/0 | 0/0 | 0 | 6 |
| Kwalick, Ted | 1 | 0 | 1 | 0 | 0 | 0 | 0 | 0/0 | 0/0 | 0 | 6 |
| Phillips, Mel | 1 | 0 | 0 | 1 | 0 | 0 | 0 | 0/0 | 0/0 | 0 | 6 |
| *Taylor, Bruce** | 1 | 0 | 0 | 0 | 0 | 0 | 0 | 0/0 | 0/0 | 0 | 6 |
| Randolph, Alvin | 0 | 0 | 0 | 0 | 0 | 0 | 0 | 0/0 | 0/0 | 1 | 2 |
| **49ERS** | **41** | **13** | **25** | **2** | **0** | **0** | **0** | **39/41** | **21/31** | **2** | **352** |
| **OPPONENTS** | **32** | **12** | **19** | **0** | **1** | **0** | **0** | **30/32** | **15/24** | **0** | **267** |

* had one ret. of blkd FGA

| RUSHING | Att | Yds | Avg | LG | TD |
|---|---|---|---|---|---|
| Willard, Ken | 236 | 789 | 3.3 | 20 | 7 |
| Cunningham, Doug | 128 | 443 | 3.5 | 25 | 3 |
| Tucker, Bill | 42 | 137 | 3.3 | 11 | 1 |
| Thomas, Jimmy | 31 | 89 | 2.9 | 14 | 0 |
| Kwalick, Ted | 3 | 65 | 21.7 | 45 | 0 |
| *Isenbarger, John* | 18 | 43 | 2.4 | 27 | 0 |
| Brodie, John | 9 | 29 | 3.2 | 12t | 2 |
| *Strong, Jim* | 2 | 3 | 1.5 | 3 | 0 |
| Spurrier, Steve | 2 | –18 | –9.0 | –5 | 0 |
| **49ERS** | **471** | **1,580** | **3.4** | **45** | **13** |
| **OPPONENTS** | **425** | **1,799** | **4.2** | **80t** | **12** |

| RECEIVING | No | Yds | Avg | LG | TD |
|---|---|---|---|---|---|
| Washington, Gene | 53 | 1,100 | 20.8 | 79t | 12 |
| Cunningham, Doug | 35 | 209 | 6.0 | 29 | 0 |
| Windsor, Bob | 31 | 363 | 11.7 | 35 | 2 |
| Willard, Ken | 31 | 259 | 8.4 | 32 | 3 |
| Witcher, Dick | 22 | 288 | 13.1 | 28 | 2 |
| Tucker, Bill | 17 | 108 | 6.4 | 28t | 1 |
| *Thomas, Jimmy* | 12 | 221 | 18.4 | 61t | 3 |
| Kwalick, Ted | 10 | 148 | 14.8 | 26t | 1 |
| *Isenbarger, John* | 8 | 158 | 19.8 | 61t | 1 |
| *Riley, Preston* | 7 | 136 | 19.4 | 68 | 0 |
| **49ERS** | **226** | **2,990** | **13.2** | **79t** | **25** |
| **OPPONENTS** | **185** | **2,434** | **13.2** | **69** | **19** |

| INTERCEPTIONS | No | Yds | Avg | LG | TD |
|---|---|---|---|---|---|
| *Taylor, Bruce* | 3 | 70 | 23.3 | 70 | 0 |
| Phillips, Mel | 3 | 49 | 16.3 | 35t | 1 |
| Nunley, Frank | 3 | 42 | 14.0 | 24 | 0 |
| Taylor, Roosevelt | 3 | 27 | 9.0 | 19 | 0 |
| Vanderbundt, Skip | 3 | 18 | 6.0 | 18 | 0 |
| Wilcox, Dave | 2 | 46 | 23.0 | 35 | 0 |
| Johnson, Jimmy | 2 | 36 | 18.0 | 36t | 1 |
| Fuller, Johnny | 1 | 20 | 20.0 | 20 | 0 |
| Hart, Tommy | 1 | 0 | 0.0 | 0 | 0 |
| Randolph, Alvin | 1 | 0 | 0.0 | 0 | 0 |
| **49ERS** | **22** | **308** | **14.0** | **70** | **2** |
| **OPPONENTS** | **10** | **95** | **9.5** | **29** | **0** |

| KICKOFF RETURNS | No | Yds | Avg | LG | TD |
|---|---|---|---|---|---|
| Tucker, Bill | 25 | 577 | 23.1 | 43 | 0 |
| *Taylor, Bruce* | 12 | 190 | 15.8 | 25 | 0 |
| Thomas, Jimmy | 6 | 177 | 29.5 | 55 | 0 |
| Beard, Ed | 2 | 8 | 4.0 | 8 | 0 |
| Fuller, Johnny | 1 | 8 | 8.0 | 8 | 0 |
| Belk, Bill | 1 | 7 | 7.0 | 7 | 0 |
| *Riley, Preston* | 1 | 0 | 0.0 | 0 | 0 |
| Windsor, Bob | 1 | 0 | 0.0 | 0 | 0 |
| **49ERS** | **49** | **967** | **19.7** | **43** | **0** |
| **OPPONENTS** | **58** | **1,362** | **23.5** | **62** | **0** |

| PUNT RETURNS | No | FC | Yds | Avg | LG | TD |
|---|---|---|---|---|---|---|
| *Taylor, Bruce* | 43 | 10 | 516 | 12.0 | 76 | 0 |
| Fuller, Johnny | 4 | 2 | 29 | 7.3 | 12 | 0 |
| *Riley, Preston* | 1 | 0 | 5 | 5.0 | 5 | 0 |
| **49ERS** | **48** | **12** | **550** | **11.5** | **76** | **0** |
| **OPPONENTS** | **38** | **21** | **180** | **4.7** | **16** | **0** |

| PUNTING | No | Yds | Avg | LG | Blk |
|---|---|---|---|---|---|
| Spurrier, Steve | 75 | 2,877 | 38.4 | 58 | 0 |
| **49ERS** | **75** | **2,877** | **38.4** | **58** | **0** |
| **OPPONENTS** | **82** | **3,309** | **40.4** | **57** | **1** |

| PASSING | Att | Comp | Pct | Yds | LG | TD | Int | QB |
|---|---|---|---|---|---|---|---|---|
| Brodie, John | 378 | 223 | 59.0 | 2,941 | 79t | 24 | 10 | 93.8 |
| Spurrier, Steve | 4 | 3 | 75.0 | 49 | 26 | 1 | 0 | 155.2 |
| *Isenbarger, John* | 1 | 0 | 0.0 | 0 | 0 | 0 | 0 | 39.6 |
| **49ERS** | **383** | **226** | **59.0** | **2,990** | **79t** | **25** | **10** | **94.7** |
| **OPPONENTS** | **384** | **185** | **48.2** | **2,434** | **69** | **19** | **22** | **61.3** |

## 1971 (9-5/10-6)

### NFC West Champions

### Dick Nolan, Coach

| | | | |
|---|---|---|---|
| L | 17 | at Atlanta (56,990), S–19 | 20 |
| W | 38 | at New Orleans (81,595), S–26 | 20 |
| W | 31 | at Philadelphia (65,358), O–3 | 3 |
| L | 13 | Los Angeles Rams (44,000), O–10 + | 20 |
| W | 13 | Chicago (44,133), O–17 | 0 |
| W | 26 | at St. Louis (50,419), O–24 | 14 |
| W | 27 | New England (45,092), O–31 | 10 |
| W | 13 | at Minnesota (49,784), N–7 | 9 |
| L | 20 | New Orleans (45,138), N–14 | 26 |
| L | 6 | at Los Angeles Rams (80,050), N–21 | 17 |
| W | 24 | at New York Jets (62,936), N–28 | 21 |
| L | 17 | Kansas City (45,306), **MON**/D–6 | 26 |
| W | 24 | Atlanta (44,584), D–12 | 3 |
| W | 31 | Detroit (45,580), D–19 | 27 |
| | **300** | | **216** |

### NFC PLAYOFF - DEC. 26

(at San Francisco – Candlestick Park)

| | | | |
|---|---|---|---|
| W | 24 | Washington (45,327) | 20 |

### NFC CHAMPIONSHIP - JAN. 2

(at Irving – Texas Stadium)

| | | | |
|---|---|---|---|
| L | 3 | Dallas (63,409) | 14 |

+ –First 49ers' regular season game at Candlestick Park.

| TEAM STATISTICS | 49ers | Opp |
|---|---|---|
| TOTAL FIRST DOWNS | 257 | 199 |
| By Rushing | 113 | 80 |
| By Passing | 122 | 96 |
| By Penalties | 22 | 23 |
| TOTAL NET YARDS | 4,706 | 3,679 |
| Net Yards Rushing | 2,129 | 1,668 |
| Net Yards Passing | 2,577 | 2,011 |
| TOTAL PLAYS FROM SCRIMMAGE | 900 | 787 |
| Rushes | 498 | 408 |
| Average Gain Per Rush | 4.3 | 4.1 |
| FORWARD PASSES ATTEMPTED | 391 | 341 |
| Number Completed | 209 | 152 |
| Per Cent Completed | 53.5 | 44.6 |
| Quarterback Sacks | 11 | 38 |
| Yards Lost | 111 | 298 |
| Passes Had Intercepted | 11 | 14 |
| Yards Gained Per Pass | 6.4 | 5.3 |
| Yards Gained Per Completion | 12.9 | 15.2 |
| PUNTS | 51 | 73 |
| Total Yardage of Punts | 1,974 | 2,898 |
| Average Length | 38.7 | 39.7 |
| KICKOFF RETURNS | 85 | 61 |
| Total Yards Returned | 1,653 | 1,467 |
| Average Length of Return | 19.5 | 24.1 |
| PENALTIES | 88 | 75 |
| Yards Penalized | 961 | 610 |
| FUMBLES | 33 | 31 |
| Own Fumbles Recovered | 15 | 15 |
| Opponents' Fumbles Recovered | 15 | 18 |
| FIELD GOALS | 23 | 19 |
| Field Goals Attempted | 36 | 33 |
| TOTAL POINTS SCORED | 300 | 216 |
| Touchdowns Scored | 33 | 23 |
| Touchdowns Rushing | 12 | 4 |
| Touchdowns Passing | 18 | 17 |
| Touchdowns Returns | 3 | 2 |
| Extra Points | 33 | 21 |
| Field Goals | 23 | 19 |
| Safeties | 0 | 0 |

| SCORING | TDs | Ru | Pa | Int | Fu | KO | Pu | PAT | FG | S | Pts |
|---|---|---|---|---|---|---|---|---|---|---|---|
| Gossett, Bruce | 0 | 0 | 0 | 0 | 0 | 0 | 0 | 32/32 | 23/36 | | 101 |
| *Washington, Vic* | 7 | 3 | 4 | 0 | 0 | 0 | 0 | 0/0 | 0/0 | | 42 |
| Kwalick, Ted | 5 | 0 | 5 | 0 | 0 | 0 | 0 | 0/0 | 0/0 | | 30 |
| Willard, Ken | 5 | 4 | 1 | 0 | 0 | 0 | 0 | 0/0 | 0/0 | | 30 |
| Washington, Gene | 4 | 0 | 4 | 0 | 0 | 0 | 0 | 0/0 | 0/0 | | 24 |
| Brodie, John | 3 | 3 | 0 | 0 | 0 | 0 | 0 | 0/0 | 0/0 | | 18 |

*Rookie Names in Italics*

*(continued)*

| SCORING | TDs | Ru | Pa | Int | Fu | KO | Pu | PAT | FG | S | Pts |
|---|---|---|---|---|---|---|---|---|---|---|---|
| Witcher, Dick | 3 | 0 | 3 | 0 | 0 | 0 | 0 | 0/0 | 0/0 | 0 | 18 |
| Schreiber, Larry | 1 | 0 | 1 | 0 | 0 | 0 | 0 | 1/1 | 0/0 | 0 | 7 |
| Blue, Forrest | 1 | 0 | 0 | 0 | 1 | 0 | 0 | 0/0 | 0/0 | 0 | 6 |
| Cunningham, Doug | 1 | 1 | 0 | 0 | 0 | 0 | 0 | 0/0 | 0/0 | 0 | 6 |
| Hart, Tommy | 1 | 0 | 0 | 0 | 1 | 0 | 0 | 0/0 | 0/0 | 0 | 6 |
| Taylor, Bruce* | 1 | 0 | 0 | 0 | 0 | 0 | 0 | 0/0 | 0/0 | 0 | 6 |
| Thomas, Jimmy | 1 | 1 | 0 | 0 | 0 | 0 | 0 | 0/0 | 0/0 | 0 | 6 |
| **49ERS** | **33** | **12** | **18** | **0** | **2** | **0** | **0** | **33/33** | **23/36** | **0** | **300** |
| **OPPONENTS** | **23** | **4** | **17** | **1** | **1** | **0** | **0** | **21/23** | **19/33** | **0** | **216** |

* had one ret. of blkd FGA

| RUSHING | Att | Yds | Avg | LG | TD |
|---|---|---|---|---|---|
| Willard, Ken | 216 | 855 | 4.0 | 49 | 4 |
| *Washington, Vic* | 191 | 811 | 4.3 | 42 | 3 |
| *Schreiber, Larry* | 34 | 180 | 5.3 | 23 | 0 |
| Cunningham, Doug | 25 | 98 | 3.9 | 14 | 1 |
| Kwalick, Ted | 6 | 62 | 10.3 | 28 | 0 |
| Brodie, John | 14 | 45 | 3.2 | 12 | 3 |
| Thomas, Jimmy | 3 | 36 | 12.0 | 25t | 1 |
| Isenbarger, John | 5 | 34 | 6.8 | 22 | 0 |
| Windsor, Bob | 1 | 21 | 21.0 | 21 | 0 |
| Spurrier, Steve | 1 | 2 | 2.0 | 2 | 0 |
| *McCann, Jim* | 2 | –15 | –7.5 | –6 | 0 |
| **49ERS** | **498** | **2,129** | **4.3** | **49** | **12** |
| **OPPONENTS** | **408** | **1,668** | **4.1** | **64t** | **4** |

| RECEIVING | No | Yds | Avg | LG | TD |
|---|---|---|---|---|---|
| Kwalick, Ted | 52 | 664 | 12.8 | 42t | 5 |
| Washington, Gene | 46 | 884 | 19.2 | 71t | 4 |
| *Washington, Vic* | 36 | 317 | 8.8 | 40 | 4 |
| Willard, Ken | 27 | 202 | 7.5 | 33 | 1 |
| Cunningham, Doug | 19 | 188 | 9.9 | 28 | 0 |
| Witcher, Dick | 18 | 250 | 13.9 | 50t | 3 |
| *Schreiber, Larry* | 3 | 79 | 26.3 | 46 | 1 |
| Riley, Preston | 3 | 39 | 13.0 | 24 | 0 |
| Thomas, Jimmy | 3 | 33 | 11.0 | 14 | 0 |
| Windsor, Bob | 2 | 32 | 16.0 | 30 | 0 |
| **49ERS** | **209** | **2,688** | **12.9** | **71t** | **18** |
| **OPPONENTS** | **152** | **2,309** | **15.2** | **61t** | **17** |

| INTERCEPTIONS | No | Yds | Avg | LG | TD |
|---|---|---|---|---|---|
| Taylor, Bruce | 3 | 68 | 22.7 | 49 | 0 |
| Johnson, Jimmy | 3 | 16 | 5.3 | 10 | 0 |
| Taylor, Roosevelt | 3 | 13 | 4.3 | 13 | 0 |
| Fuller, Johnny | 2 | 57 | 28.5 | 57 | 0 |
| Simpson, Mike | 1 | 15 | 15.0 | 15 | 0 |
| Vanderbundt, Skip | 1 | 10 | 10.0 | 10 | 0 |
| Nunley, Frank | 1 | 7 | 7.0 | 7 | 0 |
| **49ERS** | **14** | **186** | **13.3** | **57** | **0** |
| **OPPONENTS** | **24** | **385** | **16.0** | **39** | **1** |

| KICKOFF RETURNS | No | Yds | Avg | LG | TD |
|---|---|---|---|---|---|
| *Washington, Vic* | 33 | 858 | 26.0 | 74 | 0 |
| Cunningham, Doug | 6 | 121 | 20.2 | 27 | 0 |
| Windsor, Bob | 4 | 66 | 16.5 | 25 | 0 |
| Kwalick, Ted | 2 | 9 | 4.5 | 5 | 0 |
| Beard, Ed | 1 | 21 | 21.0 | 21 | 0 |
| **49ERS** | **85** | **1,653** | **19.5** | **74** | **1** |
| **OPPONENTS** | **61** | **1,467** | **24.1** | **65** | **0** |

| PUNT RETURNS | No | FC | Yds | Avg | LG | TD |
|---|---|---|---|---|---|---|
| Taylor, Bruce | 34 | 10 | 235 | 6.9 | 38 | 0 |
| Fuller, Johnny | 3 | 2 | 31 | 10.3 | 13 | 0 |
| Riley, Preston | 1 | 0 | 2 | 2.0 | 2 | 0 |
| Vanderbundt, Skip | 1 | 0 | 0 | 0.0 | 0 | 0 |
| **49ERS** | **39** | **12** | **268** | **6.9** | **38** | **0** |
| **OPPONENTS** | **19** | **17** | **44** | **2.3** | **10** | **0** |

| PUNTING | No | Yds | Avg | LG | Blk |
|---|---|---|---|---|---|
| *McCann, Jim* | 49 | 1,897 | 38.7 | 54 | 1 |
| Spurrier, Steve | 2 | 77 | 38.5 | 40 | 0 |
| **49ERS** | **51** | **1,974** | **38.7** | **54** | **1** |
| **OPPONENTS** | **73** | **2,898** | **39.7** | **60** | **0** |

| PASSING | Att | Comp | Pct | Yds | LG | TD | Int | QB |
|---|---|---|---|---|---|---|---|---|
| Brodie, John | 387 | 208 | 53.7 | 2,642 | 71t | 18 | 24 | 65.0 |
| Spurrier, Steve | 4 | 1 | 25.0 | 46 | 46 | 0 | 0 | 75.0 |
| **49ERS** | **391** | **209** | **53.5** | **2,688** | **71t** | **18** | **24** | **65.0** |
| **OPPONENTS** | **341** | **152** | **44.6** | **2,309** | **61t** | **17** | **14** | **67.0** |

## 1972 (8-5-1/8-6-1)

### NFC West Champions

### Dick Nolan, Coach

| | | | |
|---|---|---|---|
| W | 34 | San Diego (56,906), S–17 | 3 |
| L | 20 | at Buffalo (45,825), S–24 | 27 |
| W | 37 | at New Orleans (69,840), O–1 | 2 |
| L | 7 | at Los Angeles Rams (77,382), O–8 | 31 |
| L | 17 | New York Giants (53,284), O–15 | 23 |
| T | 20 | New Orleans (53,571), O–22 | 20 |
| W | 49 | at Atlanta (58,850), O–29 | 14 |
| L | 24 | at G.B. in Milwaukee (47,897), N–5 | 34 |
| W | 24 | Baltimore (57,225), N–12 | 21 |
| W | 34 | at Chicago (65,201), N–19 | 21 |
| W | 31 | –at Dallas (65,214)–**THU** (Thanksgiving Day), N–23 | 10 |
| L | 16 | Los Angeles Rams (60,175), **MON**/D–4 | 26 |
| W | 20 | Atlanta (57,523), D–10 | 0 |
| W | 20 | Minnesota (58,502), D–16 | 17 |
| | **353** | | **249** |

### NFC PLAYOFF - DEC. 23

(at San Francisco – Candlestick Park)

| | | | |
|---|---|---|---|
| L | 28 | Dallas (59,746) | 30 |

| TEAM STATISTICS | 49ers | Opp |
|---|---|---|
| TOTAL FIRST DOWNS | 234 | 221 |
| By Rushing | 87 | 96 |
| By Passing | 129 | 105 |
| By Penalties | 18 | 20 |
| TOTAL NET YARDS | 4,351 | 4,026 |
| Net Yards Rushing | 1,616 | 1,847 |
| Net Yards Passing | 2,735 | 2,179 |
| TOTAL PLAYS FROM SCRIMMAGE | 847 | 858 |
| Rushes | 445 | 446 |
| Average Gain Per Rush | 3.6 | 4.1 |
| FORWARD PASSES ATTEMPTED | 380 | 366 |
| Number Completed | 217 | 169 |
| Per Cent Completed | 57.1 | 46.2 |
| Quarterback Sacks | 22 | 46 |
| Yards Lost | 153 | 403 |
| Passes Had Intercepted | 24 | 19 |
| Avg. Net Passing per Game | 195.4 | 155.6 |
| PUNTS | 64 | 72 |
| Total Yardage of Punts | 2,542 | 3,123 |
| Average Length | 39.7 | 43.4 |
| KICKOFF RETURNS | 44 | 66 |
| Total Yards Returned | 1,041 | 1,530 |
| Average Length of Return | 23.7 | 23.2 |
| PENALTIES | 73 | 81 |
| Yards Penalized | 664 | 677 |
| FUMBLES | 30 | 40 |
| Own Fumbles Recovered | 17 | 23 |
| Opponents' Fumbles Recovered | 17 | 13 |
| FIELD GOALS | 18 | 17 |
| Field Goals Attempted | 29 | 29 |
| TOTAL POINTS SCORED | 353 | 249 |
| Touchdowns Scored | 43 | 28 |
| Touchdowns Rushing | 11 | 12 |
| Touchdowns Passing | 27 | 14 |
| Touchdowns Returns | 5 | 2 |
| Extra Points | 41 | 28 |
| Field Goals | 18 | 17 |
| Safeties | 0 | 1 |

| SCORING | TDs | Ru | Pa | Int | Fu | KO | Pu | PAT | FG | S | Pts |
|---|---|---|---|---|---|---|---|---|---|---|---|
| Gossett, Bruce | 0 | 0 | 0 | 0 | 0 | 0 | 0 | 41/42 | 18/29 | 0 | 95 |
| Washington, Gene | 12 | 0 | 12 | 0 | 0 | 0 | 0 | 0/0 | 0/0 | 0 | 72 |
| Kwalick, Ted | 9 | 0 | 9 | 0 | 0 | 0 | 0 | 0/0 | 0/0 | 0 | 54 |
| Washington, Vic | 5 | 3 | 1 | 0 | 0 | 1 | 0 | 0/0 | 0/0 | 0 | 30 |
| Willard, Ken | 5 | 4 | 1 | 0 | 0 | 0 | 0 | 0/0 | 0/0 | 0 | 30 |
| Schreiber, Larry | 3 | 2 | 1 | 0 | 0 | 0 | 0 | 0/0 | 0/0 | 0 | 18 |
| Vanderbundt, Skip | 3 | 0 | 0 | 2 | 1 | 0 | 0 | 0/0 | 0/0 | 0 | 18 |
| Brodie, John | 1 | 1 | 0 | 0 | 0 | 0 | 0 | 0/0 | 0/0 | 0 | 6 |
| Isenbarger, John | 1 | 0 | 1 | 0 | 0 | 0 | 0 | 0/0 | 0/0 | 0 | 6 |
| Riley, Preston | 1 | 0 | 1 | 0 | 0 | 0 | 0 | 0/0 | 0/0 | 0 | 6 |

*Rookie Names in Italics*

*(continued)*

| SCORING | TDs | Ru | Pa | Int | Fu | KO | Pu | PAT | FG | S | Pts |
|---|---|---|---|---|---|---|---|---|---|---|---|
| Simpson, Mike | 1 | 0 | 0 | 1 | 0 | 0 | 0 | 0/0 | 0/0 | 0 | 6 |
| Thomas, Jimmy | 1 | 1 | 0 | 0 | 0 | 0 | 0 | 0/0 | 0/0 | 0 | 6 |
| Witcher, Dick | 1 | 0 | 1 | 0 | 0 | 0 | 0 | 0/0 | 0/0 | 0 | 6 |
| **49ERS** | **43** | **11** | **27** | **3** | **1** | **1** | **0** | **41/42** | **18/29** | **0** | **353** |
| **OPPONENTS** | **28** | **12** | **14** | **1** | **1** | **0** | **0** | **28/28** | **17/29** | **1** | **249** |

| RUSHING | Att | Yds | Avg | LG | TD |
|---|---|---|---|---|---|
| Washington, Vic | 141 | 468 | 3.3 | 33 | 3 |
| Schreiber, Larry | 118 | 420 | 3.6 | 20 | 2 |
| Willard, Ken | 100 | 345 | 3.5 | 23 | 4 |
| Thomas, Jimmy | 52 | 250 | 4.8 | 22 | 1 |
| Spurrier, Steve | 11 | 51 | 4.6 | 15 | 0 |
| Cunningham, Doug | 8 | 32 | 4.0 | 12 | 0 |
| *Reed, Joe* | 4 | 22 | 5.5 | 22 | 0 |
| Kwalick, Ted | 5 | 11 | 2.2 | 10 | 0 |
| Isenbarger, John | 3 | 9 | 3.0 | 7 | 0 |
| Brodie, John | 3 | 8 | 2.7 | 4 | 1 |
| **49ERS** | **445** | **1,616** | **3.6** | **33** | **11** |
| **OPPONENTS** | **446** | **1,847** | **4.1** | **68** | **12** |

| RECEIVING | No | Yds | Avg | LG | TD |
|---|---|---|---|---|---|
| Washington, Gene | 46 | 918 | 20.0 | 62t | 12 |
| Washington, Vic | 43 | 393 | 9.1 | 33 | 1 |
| Kwalick, Ted | 40 | 751 | 18.8 | 81t | 9 |
| Schreiber, Larry | 31 | 283 | 9.1 | 64t | 1 |
| Willard, Ken | 24 | 131 | 5.5 | 15 | 1 |
| Thomas, Jimmy | 15 | 148 | 9.9 | 29 | 0 |
| Riley, Preston | 11 | 156 | 14.2 | 28t | 1 |
| Isenbarger, John | 3 | 66 | 22.0 | 33 | 1 |
| Witcher, Dick | 3 | 22 | 7.3 | 17 | 1 |
| *Beasley, Terry* | 1 | 20 | 20.0 | 20 | 0 |
| **49ERS** | **217** | **2,888** | **13.3** | **81t** | **27** |
| **OPPONENTS** | **169** | **2,582** | **15.3** | **85t** | **14** |

| INTERCEPTIONS | No | Yds | Avg | LG | TD |
|---|---|---|---|---|---|
| Johnson, Jimmy | 4 | 18 | 4.5 | 15 | 0 |
| Wilcox, Dave | 3 | 12 | 4.0 | 9 | 0 |
| Vanderbundt, Skip | 2 | 58 | 29.0 | 37t | 2 |
| Simpson, Mike | 2 | 32 | 16.0 | 32t | 1 |
| Taylor, Bruce | 2 | 4 | 2.0 | 2 | 0 |
| Nunley, Frank | 1 | 12 | 12.0 | 12 | 0 |
| Beard, Ed | 1 | 10 | 10.0 | 10 | 0 |
| Fuller, Johnny | 1 | 0 | 0.0 | 0 | 0 |
| *Hall, Windlan* | 1 | 0 | 0.0 | 0 | 0 |
| Hart, Tommy | 1 | 0 | 0.0 | 0 | 0 |
| Phillips, Mel | 1 | 0 | 0.0 | 0 | 0 |
| **49ERS** | **19** | **146** | **7.7** | **37t** | **3** |
| **OPPONENTS** | **24** | **240** | **10.0** | **35t** | **1** |

| KICKOFF RETURNS | No | Yds | Avg | LG | TD |
|---|---|---|---|---|---|
| Washington, Vic | 27 | 771 | 28.6 | 98t | 1 |
| *McGill, Ralph* | 10 | 192 | 19.2 | 30 | 0 |
| Schreiber, Larry | 2 | 41 | 20.5 | 25 | 0 |
| Hoskins, Bob | 2 | 17 | 8.5 | 17 | 0 |
| Beard, Ed | 2 | –1 | –0.5 | 1 | 0 |
| Nunley, Frank | 1 | 21 | 21.0 | 21 | 0 |
| **49ERS** | **44** | **1,041** | **23.7** | **98t** | **1** |
| **OPPONENTS** | **66** | **1,530** | **23.2** | **75** | **0** |

| PUNT RETURNS | No | FC | Yds | Avg | LG | TD |
|---|---|---|---|---|---|---|
| *McGill, Ralph* | 22 | 0 | 219 | 10.0 | 33 | 0 |
| Taylor, Bruce | 21 | 8 | 145 | 6.9 | 41 | 0 |
| Fuller, Johnny | 1 | 1 | 9 | 9.0 | 9 | 0 |
| **49ERS** | **44** | **9** | **373** | **8.5** | **41** | **0** |
| **OPPONENTS** | **20** | **29** | **70** | **3.5** | **34** | **0** |

| PUNTING | No | Yds | Avg | LG | Blk |
|---|---|---|---|---|---|
| McCann, Jim | 64 | 2,542 | 39.7 | 63 | 1 |
| **49ERS** | **64** | **2,542** | **39.7** | **63** | **1** |
| **OPPONENTS** | **72** | **3,123** | **43.4** | **65** | **0** |

| PASSING | Att | Comp | Pct | Yds | LG | TD | Int | QB |
|---|---|---|---|---|---|---|---|---|
| Spurrier, Steve | 269 | 147 | 54.7 | 1,983 | 81t | 18 | 16 | 75.9 |
| Brodie, John | 110 | 70 | 63.6 | 905 | 53 | 9 | 8 | 86.4 |
| Isenbarger, John | 1 | 0 | 0.0 | 0 | 0 | 0 | 0 | 39.6 |
| **49ERS** | **380** | **217** | **57.1** | **2,888** | **81t** | **27** | **24** | **78.7** |
| **OPPONENTS** | **366** | **169** | **46.2** | **2,582** | **85t** | **14** | **19** | **61.1** |

## 1973 (5-9)

### Dick Nolan, Coach

| | | | |
|---|---|---|---|
| L | 13 | at Miami (68,275), S–16 | 21 |
| W | 36 | at Denver (50,966), S–23 | 34 |
| L | 20 | Los Angeles Rams (57,487), S–30 | 40 |
| W | 13 | at Atlanta (58,850), O–7 | 9 |
| L | 13 | Minnesota (56,438), O–14 | 17 |
| W | 40 | New Orleans (52,881), O–21 | 0 |
| L | 3 | Atlanta (56,825), O–28 | 17 |
| L | 20 | at Detroit (49,531), N–4 | 30 |
| L | 9 | at Washington (54,381), N–11 | 33 |
| L | 13 | at Los Angeles Rams (78,358), N–18 | 31 |
| W | 20 | Green Bay (49,244), **MON**/N–26 | 6 |
| W | 38 | Philadelphia (51,155), D–2 | 28 |
| L | 10 | at New Orleans (62,490), D–9 | 16 |
| L | 14 | Pittsburgh (52,752), D–15 | 37 |
| | **262** | | **319** |

| TEAM STATISTICS | 49ers | Opp |
|---|---|---|
| TOTAL FIRST DOWNS | 251 | 242 |
| By Rushing | 97 | 112 |
| By Passing | 127 | 115 |
| By Penalties | 27 | 15 |
| TOTAL NET YARDS | 4,224 | 4,329 |
| Net Yards Rushing | 1,743 | 1,963 |
| Net Yards Passing | 2,481 | 2,366 |
| TOTAL PLAYS FROM SCRIMMAGE | 915 | 928 |
| Rushes | 422 | 513 |
| Average Gain Per Rush | 4.1 | 3.8 |
| FORWARD PASSES ATTEMPTED | 466 | 383 |
| Number Completed | 233 | 194 |
| Per Cent Completed | 50.0 | 50.7 |
| Quarterback Sacks | 27 | 32 |
| Yards Lost | 164 | 225 |
| Passes Had Intercepted | 25 | 17 |
| Avg. Net Passing per Game | 177.2 | 169.0 |
| PUNTS | 79 | 72 |
| Total Yardage of Punts | 3,455 | 2,977 |
| Average Length | 43.7 | 41.4 |
| KICKOFF RETURNS | 63 | 52 |
| Total Yards Returned | 1,301 | 1,151 |
| Average Length of Return | 20.7 | 22.1 |
| PENALTIES | 93 | 77 |
| Yards Penalized | 903 | 754 |
| FUMBLES | 32 | 23 |
| Own Fumbles Recovered | 18 | 8 |
| Opponents' Fumbles Recovered | 15 | 14 |
| FIELD GOALS | 26 | 31 |
| Field Goals Attempted | 33 | 45 |
| TOTAL POINTS SCORED | 262 | 319 |
| Touchdowns Scored | 26 | 32 |
| Touchdowns Rushing | 15 | 11 |
| Touchdowns Passing | 9 | 19 |
| Touchdowns Returns | 2 | 2 |
| Extra Points | 26 | 32 |
| Field Goals | 26 | 31 |
| Safeties | 1 | 1 |

| SCORING | TDs | Ru | Pa | Int | Fu | KO | Pu | PAT | FG | S | Pts |
|---|---|---|---|---|---|---|---|---|---|---|---|
| Gossett, Bruce | 0 | 0 | 0 | 0 | 0 | 0 | 0 | 26/26 | 26/33 | 0 | 104 |
| Washington, Vic | 8 | 8 | 0 | 0 | 0 | 0 | 0 | 0/0 | 0/0 | 0 | 48 |
| Kwalick, Ted | 5 | 0 | 5 | 0 | 0 | 0 | 0 | 0/0 | 0/0 | 0 | 30 |
| Hall, Windlan | 2 | 0 | 0 | 0 | 1 | 0 | 1* | 0/0 | 0/0 | 0 | 12 |
| Spurrier, Steve | 2 | 2 | 0 | 0 | 0 | 0 | 0 | 0/0 | 0/0 | 0 | 12 |
| Washington, Gene | 2 | 0 | 2 | 0 | 0 | 0 | 0 | 0/0 | 0/0 | 0 | 12 |
| Willard, Ken | 2 | 1 | 1 | 0 | 0 | 0 | 0 | 0/0 | 0/0 | 0 | 12 |
| Abramowicz, Dan | 1 | 0 | 1 | 0 | 0 | 0 | 0 | 0/0 | 0/0 | 0 | 6 |
| *Atkins, David* | 1 | 1 | 0 | 0 | 0 | 0 | 0 | 0/0 | 0/0 | 0 | 6 |
| Brodie, John | 1 | 1 | 0 | 0 | 0 | 0 | 0 | 0/0 | 0/0 | 0 | 6 |
| Cunningham, Doug | 1 | 1 | 0 | 0 | 0 | 0 | 0 | 0/0 | 0/0 | 0 | 6 |
| Thomas, Jimmy | 1 | 1 | 0 | 0 | 0 | 0 | 0 | 0/0 | 0/0 | 0 | 6 |
| Hardman, Cedrick | 0 | 0 | 0 | 0 | 0 | 0 | 0 | 0/0 | 0/0 | 1 | 2 |
| **49ERS** | **26** | **15** | **9** | **0** | **1** | **0** | **0** | **26/26** | **26/33** | **1** | **262** |
| **OPPONENTS** | **32** | **11** | **19** | **1** | **0** | **1** | **0** | **32/32** | **31/45** | **1** | **319** |

*recovered blocked punt

*Rookie Names in Italics*

| RUSHING | Att | Yds | Avg | LG | TD |
|---|---|---|---|---|---|
| Washington, Vic | 151 | 534 | 3.5 | 25 | 8 |
| Willard, Ken | 83 | 366 | 4.4 | 33 | 1 |
| Thomas, Jimmy | 56 | 259 | 4.6 | 16 | 1 |
| Cunningham, Doug | 44 | 165 | 3.8 | 12 | 1 |
| Schreiber, Larry | 42 | 163 | 3.9 | 13 | 0 |
| Reed, Joe | 15 | 85 | 7.0 | 20 | 0 |
| *Wittum, Tom* | 1 | 63 | 63.0 | 63 | 0 |
| Kwalick, Ted | 5 | 37 | 7.4 | 20 | 0 |
| Spurrier, Steve | 9 | 32 | 3.6 | 12 | 2 |
| *Atkins, Dave* | 4 | 19 | 4.8 | 8 | 1 |
| Brodie, John | 5 | 16 | 3.2 | 14 | 1 |
| Jackson, Randy | 6 | 10 | 1.7 | 5 | 0 |
| Isenbarger, John | 1 | –6 | –6.0 | –6 | 0 |
| **49ERS** | **422** | **1,743** | **4.1** | **63** | **15** |
| **OPPONENTS** | **513** | **1,963** | **3.8** | **37** | **11** |

| RECEIVING | No | Yds | Avg | LG | TD |
|---|---|---|---|---|---|
| Kwalick, Ted | 47 | 729 | 15.5 | 48 | 5 |
| Washington, Gene | 37 | 606 | 16.4 | 58 | 2 |
| Abramowicz, Dan | 35 | 442 | 12.6 | 54 | 1 |
| Washington, Vic | 33 | 238 | 7.2 | 20 | 0 |
| Willard, Ken | 22 | 160 | 7.3 | 26 | 1 |
| Thomas, Jimmy | 19 | 157 | 8.3 | 66 | 0 |
| Cunningham, Doug | 15 | 118 | 7.9 | 23 | 0 |
| Schreiber, Larry | 12 | 98 | 8.2 | 31 | 0 |
| Isenbarger, John | 10 | 67 | 6.7 | 18 | 0 |
| Jackson, Randy | 1 | 20 | 20.0 | 20 | 0 |
| Witcher, Dick | 1 | 13 | 13.0 | 13 | 0 |
| *Atkins, Dave* | 1 | –3 | –3.0 | –3 | 0 |
| **49ERS** | **233** | **2,645** | **11.4** | **66** | **9** |
| **OPPONENTS** | **194** | **2,591** | **13.4** | **57t** | **19** |

| INTERCEPTIONS | No | Yds | Avg | LG | TD |
|---|---|---|---|---|---|
| Taylor, Bruce | 6 | 30 | 5.0 | 22 | 0 |
| Johnson, Jimmy | 4 | 46 | 11.5 | 30 | 0 |
| Wilcox, Dave | 2 | 14 | 7.0 | 10 | 0 |
| Nunley, Frank | 1 | 13 | 13.0 | 13 | 0 |
| Phillips, Mel | 1 | 13 | 13.0 | 13 | 0 |
| Sniadecki, Jim | 1 | 11 | 11.0 | 11 | 0 |
| Vanderbundt, Skip | 1 | 7 | 7.0 | 7 | 0 |
| Hall, Windlan | 1 | 0 | 0.0 | 0 | 0 |
| **49ERS** | **17** | **134** | **7.9** | **30** | **0** |
| **OPPONENTS** | **25** | **379** | **15.2** | **71t** | **1** |

| KICKOFF RETURNS | No | Yds | Avg | LG | TD |
|---|---|---|---|---|---|
| Washington, Vic | 24 | 549 | 22.9 | 38 | 0 |
| McGill, Ralph | 17 | 374 | 22.0 | 43 | 0 |
| Cunningham, Doug | 8 | 173 | 21.6 | 35 | 0 |
| Thomas, Jimmy | 5 | 81 | 16.2 | 23 | 0 |
| *Atkins, Dave* | 3 | 93 | 31.0 | 54 | 0 |
| Olerich, Dave | 2 | 17 | 8.5 | 12 | 0 |
| Hall, Windlan | 1 | 14 | 14.0 | 14 | 0 |
| Simpson, Mike | 1 | 0 | 0.0 | 0 | 0 |
| Sniadecki, Jim | 1 | 0 | 0.0 | 0 | 0 |
| Willard, Ken | 1 | 0 | 0.0 | 0 | 0 |
| **49ERS** | **63** | **1,301** | **20.7** | **54** | **0** |
| **OPPONENTS** | **52** | **1,151** | **22.1** | **93t** | **1** |

| PUNT RETURNS | No | FC | Yds | Avg | LG | TD |
|---|---|---|---|---|---|---|
| Taylor, Bruce | 15 | 6 | 207 | 13.8 | 61 | 0 |
| McGill, Ralph | 22 | 1 | 186 | 8.5 | 54 | 0 |
| Simpson, Mike | 0 | 4 | 0 | 0.0 | 0 | 0 |
| **49ERS** | **37** | **11** | **393** | **10.6** | **61** | **0** |
| **OPPONENTS** | **46** | **7** | **367** | **8.0** | **43** | **0** |

| PUNTING | No | Yds | Avg | LG | Blk |
|---|---|---|---|---|---|
| *Wittum, Tom* | 79 | 3,455 | 43.7 | 62 | 0 |
| **49ERS** | **79** | **3,455** | **43.7** | **62** | **0** |
| **OPPONENTS** | **72** | **2,977** | **41.4** | **66** | **1** |

| PASSING | Att | Comp | Pct | Yds | LG | TD | Int | QB |
|---|---|---|---|---|---|---|---|---|
| Spurrier, Steve | 157 | 83 | 52.9 | 882 | 58 | 4 | 7 | 59.5 |
| Brodie, John | 194 | 98 | 50.5 | 1,126 | 66 | 3 | 12 | 47.7 |
| Reed, Joe | 114 | 51 | 44.7 | 589 | 38 | 2 | 6 | 43.0 |
| Isenbarger, John | 1 | 1 | 100.0 | 48 | 48 | 0 | 0 | 118.8 |
| **49ERS** | **466** | **233** | **50.0** | **2,645** | **66** | **9** | **25** | **51.5** |
| **OPPONENTS** | **383** | **194** | **50.7** | **2,591** | **57t** | **19** | **17** | **70.5** |

## 1974 (6-8)

### Dick Nolan, Coach

| | | | |
|---|---|---|---|
| W | 17 | at New Orleans (65,071), S–15 | 13 |
| W | 16 | at Atlanta (47,686), S–22 | 10 |
| L | 3 | Cincinnati (49,895), S–29 | 21 |
| L | 9 | St. Louis (47,675), O–6 | 34 |
| L | 13 | at Detroit (45,199), **MON**/O–14 | 17 |
| L | 14 | at Los Angeles Rams (74,070), O–20 | 37 |
| L | 24 | Oakland Raiders (58,524), O–27 | 35 |
| L | 13 | Los Angeles Rams (57,526), **MON**/N–4 | 15 |
| L | 14 | at Dallas (50,018), N–10 | 20 |
| W | 34 | at Chicago (42,731), N–17 | 0 |
| W | 27 | Atlanta (45,435), N–24 | 0 |
| L | 0 | at Cleveland (24,559), D–1 | 7 |
| W | 7 | Green Bay (45,475), D–8 | 6 |
| W | 35 | New Orleans (40,418), D–15 | 21 |
| | **226** | | **236** |

| TEAM STATISTICS | 49ers | Opp |
|---|---|---|
| TOTAL FIRST DOWNS | 227 | 232 |
| By Rushing | 101 | 113 |
| By Passing | 104 | 101 |
| By Penalties | 22 | 18 |
| TOTAL NET YARDS | 3,988 | 3,964 |
| Net Yards Rushing | 1,981 | 2,033 |
| Net Yards Passing | 2,007 | 1,931 |
| TOTAL PLAYS FROM SCRIMMAGE | 873 | 870 |
| Rushes | 477 | 503 |
| Average Gain Per Rush | 4.2 | 4.0 |
| FORWARD PASSES ATTEMPTED | 361 | 339 |
| Number Completed | 170 | 178 |
| Per Cent Completed | 47.1 | 52.5 |
| Quarterback Sacks | 34 | 28 |
| Yards Lost | 267 | 247 |
| Passes Had Intercepted | 28 | 20 |
| Avg. Net Passing per Game | 143.4 | 137.9 |
| PUNTS | 70 | 74 |
| Total Yardage of Punts | 2,856 | 2,922 |
| Average Length | 40.8 | 39.5 |
| KICKOFF RETURNS | 51 | 51 |
| Total Yards Returned | 1,144 | 1,099 |
| Average Length of Return | 22.4 | 21.6 |
| PENALTIES | 63 | 85 |
| Yards Penalized | 606 | 830 |
| FUMBLES | 31 | 38 |
| Own Fumbles Recovered | 17 | 18 |
| Opponents' Fumbles Recovered | 20 | 14 |
| FIELD GOALS | 11 | 12 |
| Field Goals Attempted | 24 | 19 |
| TOTAL POINTS SCORED | 226 | 236 |
| Touchdowns Scored | 28 | 29 |
| Touchdowns Rushing | 10 | 13 |
| Touchdowns Passing | 15 | 14 |
| Touchdowns Returns | 3 | 2 |
| Extra Points | 25 | 26 |
| Field Goals | 11 | 12 |
| Safeties | 0 | 0 |

| SCORING | TDs | Ru | Pa | Int | Fu | KO | Pu | PAT | FG | S | Pts |
|---|---|---|---|---|---|---|---|---|---|---|---|
| Gossett, Bruce | 0 | 0 | 0 | 0 | 0 | 0 | 0 | 25/27 | 11/24 | 0 | 58 |
| Washington, Gene | 6 | 0 | 6 | 0 | 0 | 0 | 0 | 0/0 | 0/0 | 0 | 36 |
| Schreiber, Larry | 4 | 3 | 1 | 0 | 0 | 0 | 0 | 0/0 | 0/0 | 0 | 24 |
| Beasley, Terry | 3 | 0 | 3 | 0 | 0 | 0 | 0 | 0/0 | 0/0 | 0 | 18 |
| Williams, Delvin | 3 | 3 | 0 | 0 | 0 | 0 | 0 | 0/0 | 0/0 | 0 | 18 |
| *Jackson, Wilbur* | 2 | 0 | 2 | 0 | 0 | 0 | 0 | 0/0 | 0/0 | 0 | 12 |
| *Johnson, Sammy* | 2 | 2 | 0 | 0 | 0 | 0 | 0 | 0/0 | 0/0 | 0 | 12 |
| Kwalick, Ted | 2 | 0 | 2 | 0 | 0 | 0 | 0 | 0/0 | 0/0 | 0 | 12 |
| *Moore, Manfred* | 2 | 1 | 0 | 0 | 0 | 0 | 1 | 0/0 | 0/0 | 0 | 12 |
| Abramowicz, Dan | 1 | 0 | 1 | 0 | 0 | 0 | 0 | 0/0 | 0/0 | 0 | 6 |
| Belk, Bill | 1 | 0 | 0 | 0 | 1 | 0 | 0 | 0/0 | 0/0 | 0 | 6 |
| *Owen, Tom* | 1 | 1 | 0 | 0 | 0 | 0 | 0 | 0/0 | 0/0 | 0 | 6 |
| Wilcox, Dave | 1 | 0 | 0 | 1 | 0 | 0 | 0 | 0/0 | 0/0 | 0 | 6 |
| **49ERS** | **28** | **10** | **15** | **1** | **1** | **0** | **1** | **25/27** | **11/24** | **0** | **226** |
| **OPPONENTS** | **29** | **13** | **14** | **1** | **1** | **0** | **0** | **26/29** | **12/19** | **0** | **236** |

*Rookie Names in Italics*

| RUSHING | Att | Yds | Avg | LG | TD |
|---|---|---|---|---|---|
| *Jackson, Wilbur* | 174 | 705 | 4.1 | 64 | 0 |
| Schreiber, Larry | 174 | 634 | 3.6 | 21 | 3 |
| *Johnson, Sammy* | 44 | 237 | 5.4 | 32 | 2 |
| *Williams, Delvin* | 36 | 201 | 5.6 | 71t | 3 |
| Reed, Joe | 16 | 107 | 6.7 | 27 | 0 |
| *Owen, Tom* | 16 | 36 | 2.3 | 7 | 1 |
| Snead, Norm | 1 | 25 | 25.0 | 25 | 0 |
| *Moore, Manfred* | 10 | 24 | 2.4 | 8 | 1 |
| Wittum, Tom | 1 | 13 | 13.0 | 13 | 0 |
| Washington, Gene | 2 | 4 | 2.0 | 7 | 0 |
| *Morrison, Dennis* | 1 | 0 | 0.0 | 0 | 0 |
| Mitchell, Tom | 1 | –2 | –2.0 | –2 | 0 |
| Beasley, Terry | 1 | –3 | –3.0 | –3 | 0 |
| **49ERS** | **477** | **1,981** | **4.2** | **71t** | **10** |
| **OPPONENTS** | **503** | **2,033** | **4.0** | **33** | **13** |

| RECEIVING | No | Yds | Avg | LG | TD |
|---|---|---|---|---|---|
| Schreiber, Larry | 30 | 217 | 7.2 | 16 | 1 |
| Washington, Gene | 29 | 615 | 21.2 | 58t | 6 |
| Abramowicz, Dan | 25 | 369 | 14.8 | 30 | 1 |
| *Jackson, Wilbur* | 23 | 190 | 8.3 | 31 | 2 |
| Mitchell, Tom | 19 | 262 | 13.8 | 25 | 0 |
| Beasley, Terry | 17 | 253 | 14.9 | 68t | 3 |
| Kwalick, Ted | 13 | 231 | 17.8 | 36 | 2 |
| *Johnson, Sammy* | 11 | 106 | 9.6 | 23 | 0 |
| *Moore, Manfred* | 2 | 29 | 14.5 | 26 | 0 |
| *Williams, Delvin* | 1 | 9 | 9.0 | 9 | 0 |
| **49ERS** | **170** | **2,281** | **13.4** | **68t** | **15** |
| **OPPONENTS** | **178** | **2,178** | **12.2** | **64t** | **14** |

| INTERCEPTIONS | No | Yds | Avg | LG | TD |
|---|---|---|---|---|---|
| McGill, Ralph | 5 | 71 | 14.2 | 45 | 0 |
| Nunley, Frank | 4 | 30 | 7.5 | 20 | 0 |
| Johnson, Jimmy | 3 | 50 | 16.7 | 37 | 0 |
| *Holmes, Mike* | 3 | 26 | 8.7 | 14 | 0 |
| Vanderbundt, Skip | 2 | 22 | 11.0 | 18 | 0 |
| Phillips, Mel | 1 | 27 | 27.0 | 27 | 0 |
| Wilcox, Dave | 1 | 21 | 21.0 | 21t | 1 |
| Taylor, Bruce | 1 | 0 | 0.0 | 0 | 0 |
| **49ERS** | **20** | **247** | **12.4** | **45** | **1** |
| **OPPONENTS** | **28** | **409** | **14.6** | **55** | **1** |

| KICKOFF RETURNS | No | Yds | Avg | LG | TD |
|---|---|---|---|---|---|
| *Holmes, Mike* | 25 | 612 | 24.5 | 57 | 0 |
| *Moore, Manfred* | 18 | 398 | 22.1 | 51 | 0 |
| *Jackson, Wilbur* | 5 | 103 | 20.6 | 30 | 0 |
| *Johnson, Sammy* | 2 | 31 | 15.5 | 17 | 0 |
| West, Robert | 1 | 0 | 0.0 | 0 | 0 |
| **49ERS** | **51** | **1,144** | **22.4** | **57** | **0** |
| **OPPONENTS** | **51** | **1,099** | **21.6** | **59** | **0** |

| PUNT RETURNS | No | FC | Yds | Avg | LG | TD |
|---|---|---|---|---|---|---|
| McGill, Ralph | 20 | 3 | 166 | 8.3 | 47 | 0 |
| *Moore, Manfred* | 5 | 0 | 149 | 29.8 | 88t | 1 |
| *Holmes, Mike* | 9 | 0 | 45 | 5.0 | 22 | 0 |
| Taylor, Bruce | 10 | 2 | 38 | 3.8 | 21 | 0 |
| **49ERS** | **44** | **5** | **398** | **9.1** | **88t** | **1** |
| **OPPONENTS** | **46** | **2** | **491** | **10.7** | **45** | **0** |

| PUNTING | No | Yds | Avg | LG | Blk |
|---|---|---|---|---|---|
| Wittum, Tom | 68 | 2,800 | 41.2 | 67 | 1 |
| Gossett, Bruce | 2 | 56 | 28.0 | 31 | 0 |
| **49ERS** | **70** | **2,856** | **40.8** | **67** | **1** |
| **OPPONENTS** | **74** | **2,922** | **39.5** | **61** | **0** |

| PASSING | Att | Comp | Pct | Yds | LG | TD | Int | QB |
|---|---|---|---|---|---|---|---|---|
| *Owen, Tom* | 184 | 88 | 47.8 | 1,327 | 68t | 10 | 15 | 56.1 |
| *Morrison, Dennis* | 51 | 21 | 41.2 | 227 | 26 | 1 | 5 | 21.9 |
| Reed, Joe | 74 | 29 | 39.2 | 316 | 58t | 2 | 7 | 22.1 |
| Snead, Norm | 48 | 30 | 62.5 | 368 | 39t | 2 | 1 | 91.3 |
| Abramowicz, Dan | 1 | 1 | 100.0 | 41 | 41 | 0 | 0 | 118.8 |
| Spurrier, Steve | 3 | 1 | 33.3 | 2 | 2 | 0 | 0 | 42.4 |
| **49ERS** | **361** | **170** | **47.1** | **2,281** | **68t** | **15** | **28** | **49.2** |
| **OPPONENTS** | **339** | **178** | **52.5** | **2,178** | **64t** | **14** | **20** | **61.8** |

## 1975 (5-9)

### Dick Nolan, Coach

| | | | |
|---|---|---|---|
| L | 17 | at Minnesota (48,418), S–21 | 27 |
| L | 14 | Los Angeles Rams (55,072), S–28 | 23 |
| W | 20 | at Kansas City (54,490), O–5 | 3 |
| L | 3 | Atlanta (43,719), O–12 | 17 |
| W | 35 | New Orleans (39,654), O–19 | 21 |
| L | 16 | at New England (60,358), O–26 | 24 |
| L | 17 | Detroit (42,683), N–2 | 28 |
| W | 24 | at Los Angeles Rams (78,995), N–9 | 23 |
| W | 31 | Chicago (41,319), N–16 | 3 |
| W | 16 | at New Orleans (40,328), N–23 | 6 |
| L | 17 | at Philadelphia (56,694), N–30 | 27 |
| L | 13 | Houston (43,767), D–7 | 27 |
| L | 9 | at Atlanta (38,501), D–14 | 31 |
| L | 23 | New York Giants (33,939), D–21 | 26 |
| | **255** | | **286** |

| TEAM STATISTICS | 49ers | Opp |
|---|---|---|
| TOTAL FIRST DOWNS | 240 | 253 |
| By Rushing | 86 | 102 |
| By Passing | 133 | 130 |
| By Penalties | 21 | 21 |
| TOTAL NET YARDS | 4,158 | 4,026 |
| Net Yards Rushing | 1,598 | 1,829 |
| Net Yards Passing | 2,560 | 2,197 |
| TOTAL PLAYS FROM SCRIMMAGE | 905 | 969 |
| Rushes | 422 | 518 |
| Average Gain Per Rush | 3.8 | 3.5 |
| FORWARD PASSES ATTEMPTED | 450 | 411 |
| Number Completed | 234 | 228 |
| Per Cent Completed | 52.0 | 55.5 |
| Quarterback Sacks | 33 | 40 |
| Yards Lost | 246 | 324 |
| Passes Had Intercepted | 19 | 11 |
| Avg. Net Passing per Game | 114.1 | 156.9 |
| PUNTS | 67 | 84 |
| Total Yardage of Punts | 2,804 | 3,536 |
| Average Length | 41.9 | 42.1 |
| KICKOFF RETURNS | 60 | 48 |
| Total Yards Returned | 1,372 | 1,061 |
| Average Length of Return | 22.9 | 22.1 |
| PENALTIES | 89 | 86 |
| Yards Penalized | 693 | 702 |
| FUMBLES | 44 | 34 |
| Own Fumbles Recovered | 19 | 18 |
| Opponents' Fumbles Recovered | 16 | 25 |
| FIELD GOALS | 14 | 17 |
| Field Goals Attempted | 28 | 22 |
| TOTAL POINTS SCORED | 255 | 286 |
| Touchdowns Scored | 31 | 34 |
| Touchdowns Rushing | 12 | 14 |
| Touchdowns Passing | 15 | 15 |
| Touchdowns Returns | 4 | 5 |
| Extra Points | 27 | 31 |
| Field Goals | 14 | 17 |
| Safeties | 0 | 0 |

| SCORING | TDs | Ru | Pa | Int | Fu | KO | Pu | PAT | FG | S | Pts |
|---|---|---|---|---|---|---|---|---|---|---|---|
| *Mike–Mayer, Steve* | 0 | 0 | 0 | 0 | 0 | 0 | 0 | 27/31 | 14/28 | 0 | 69 |
| Washington, Gene | 9 | 0 | 9 | 0 | 0 | 0 | 0 | 0/0 | 0/0 | 0 | 54 |
| Schreiber, Larry | 6 | 5 | 1 | 0 | 0 | 0 | 0 | 0/0 | 0/0 | 0 | 36 |
| Williams, Delvin | 4 | 3 | 1 | 0 | 0 | 0 | 0 | 0/0 | 0/0 | 0 | 24 |
| Johnson, Sammy | 3 | 3 | 0 | 0 | 0 | 0 | 0 | 0/0 | 0/0 | 0 | 18 |
| Mitchell, Tom | 3 | 0 | 3 | 0 | 0 | 0 | 0 | 0/0 | 0/0 | 0 | 18 |
| Allen, Nate | 1 | 0 | 0 | 1 | 0 | 0 | 0 | 0/0 | 0/0 | 0 | 6 |
| Hart, Tommy | 1 | 0 | 0 | 0 | 1 | 0 | 0 | 0/0 | 0/0 | 0 | 6 |
| Holmes, Mike | 1 | 0 | 1 | 0 | 0 | 0 | 0 | 0/0 | 0/0 | 0 | 6 |
| McGill, Ralph | 1 | 0 | 0 | 0 | 1 | 0 | 0 | 0/0 | 0/0 | 0 | 6 |
| Snead, Norm | 1 | 1 | 0 | 0 | 0 | 0 | 0 | 0/0 | 0/0 | 0 | 6 |
| Washington, Dave* | 1 | 0 | 0 | 0 | 0 | 0 | 1 | 0/0 | 0/0 | 0 | 6 |
| **49ERS** | **31** | **12** | **15** | **1** | **2** | **0** | **1** | **27/31** | **14/28** | **0** | **255** |
| **OPPONENTS** | **34** | **14** | **15** | **0** | **4** | **0** | **1** | **31/34** | **17/22** | **0** | **286** |

*returned blocked punt

*Rookie Names in Italics*

| RUSHING | Att | Yds | Avg | LG | TD |
|---|---|---|---|---|---|
| Williams, Delvin | 117 | 631 | 5.4 | 52 | 3 |
| Schreiber, Larry | 134 | 337 | 2.5 | 15 | 5 |
| Jackson, Wilbur | 78 | 303 | 3.9 | 44 | 0 |
| Johnson, Sammy | 55 | 185 | 3.4 | 26t | 3 |
| Spurrier, Steve | 15 | 91 | 6.7 | 14 | 0 |
| Snead, Norm | 9 | 30 | 3.3 | 10 | 1 |
| *Johnson, Kermit* | 4 | 25 | 6.3 | 19 | 0 |
| Moore, Manfred | 3 | 10 | 3.3 | 4 | 0 |
| Beasley, Terry | 1 | 5 | 5.0 | 5 | 0 |
| Owen, Tom | 1 | 1 | 1.0 | 1 | 0 |
| Hayes, Bob | 2 | –2 | –1.0 | –1 | 0 |
| Holmes, Mike | 1 | –4 | –4.0 | –4 | 0 |
| Washington, Gene | 1 | –4 | –4.0 | –4 | 0 |
| Wittum, Tom | 1 | –10 | –10.0 | –10 | 0 |
| **49ERS** | **422** | **1,598** | **3.8** | **52** | **12** |
| **OPPONENTS** | **518** | **1,829** | **3.5** | **26t** | **14** |

| RECEIVING | No | Yds | Avg | LG | TD |
|---|---|---|---|---|---|
| Washington, Gene | 44 | 735 | 16.7 | 68t | 9 |
| Schreiber, Larry | 40 | 289 | 7.2 | 20 | 1 |
| Williams, Delvin | 34 | 370 | 10.9 | 30 | 1 |
| Mitchell, Tom | 25 | 366 | 14.6 | 60t | 3 |
| Johnson, Sammy | 23 | 177 | 7.7 | 20 | 0 |
| Beasley, Terry | 20 | 297 | 14.9 | 28 | 0 |
| Jackson, Wilbur | 17 | 128 | 7.5 | 20 | 0 |
| Holmes, Mike | 16 | 220 | 13.8 | 25 | 1 |
| Hayes, Bob | 6 | 119 | 19.8 | 36 | 0 |
| *Larson, Bill* | 5 | 64 | 12.8 | 24 | 0 |
| Wittum, Tom | 2 | 29 | 14.5 | 18 | 0 |
| Moore, Manfred | 1 | 11 | 11.0 | 11 | 0 |
| Fahnhorst, Keith | 1 | 1 | 1.0 | 1 | 0 |
| **49ERS** | **234** | **2,806** | **12.0** | **68t** | **15** |
| **OPPONENTS** | **228** | **2,521** | **11.1** | **65t** | **15** |

| INTERCEPTIONS | No | Yds | Avg | LG | TD |
|---|---|---|---|---|---|
| Taylor, Bruce | 3 | 29 | 9.7 | 15 | 0 |
| Vanderbundt, Skip | 2 | 36 | 18.0 | 21 | 0 |
| Johnson, Jimmy | 2 | 0 | 0.0 | 0 | 0 |
| Allen, Nate | 1 | 37 | 37.0 | 37t | 1 |
| McGill, Ralph | 1 | 27 | 27.0 | 27 | 0 |
| Nunley, Frank | 1 | 6 | 6.0 | 6 | 0 |
| Phillips, Mel | 1 | 3 | 3.0 | 3 | 0 |
| **49ERS** | **11** | **138** | **12.6** | **37t** | **1** |
| **OPPONENTS** | **19** | **212** | **11.2** | **74** | **0** |

| KICKOFF RETURNS | No | Yds | Avg | LG | TD |
|---|---|---|---|---|---|
| Moore, Manfred | 26 | 650 | 25.0 | 52 | 0 |
| Johnson, Sammy | 17 | 400 | 23.5 | 41 | 0 |
| *Johnson, Kermit* | 6 | 135 | 22.5 | 27 | 0 |
| *Baker, Wayne* | 4 | 45 | 11.3 | 15 | 0 |
| Holmes, Mike | 2 | 59 | 29.5 | 44 | 0 |
| *Hart, Jeff* | 2 | 28 | 14.0 | 14 | 0 |
| Williams, Delvin | 1 | 24 | 24.0 | 24 | 0 |
| Hall, Windlan | 1 | 18 | 18.0 | 18 | 0 |
| Fahnhorst, Keith | 1 | 13 | 13.0 | 13 | 0 |
| **49ERS** | **60** | **1,372** | **22.9** | **52** | **0** |
| **OPPONENTS** | **48** | **1,061** | **22.1** | **50** | **0** |

| PUNT RETURNS | No | FC | Yds | Avg | LG | TD |
|---|---|---|---|---|---|---|
| Taylor, Bruce | 16 | 1 | 166 | 10.4 | 66 | 0 |
| Moore, Manfred | 16 | 0 | 160 | 10.0 | 17 | 0 |
| McGill, Ralph | 31 | 0 | 290 | 9.4 | 34 | 0 |
| **49ERS** | **63** | **1** | **616** | **9.8** | **66** | **0** |
| **OPPONENTS** | **43** | **1** | **490** | **11.4** | **76** | **0** |

| PUNTING | No | Yds | Avg | LG | Blk |
|---|---|---|---|---|---|
| Wittum, Tom | 67 | 2,804 | 41.9 | 64 | 3 |
| **49ERS** | **67** | **2,804** | **41.9** | **64** | **3** |
| **OPPONENTS** | **84** | **3,536** | **42.1** | **56** | **3** |

| PASSING | Att | Comp | Pct | Yds | LG | TD | Int | QB |
|---|---|---|---|---|---|---|---|---|
| Snead, Norm | 189 | 108 | 57.1 | 1,337 | 60t | 9 | 10 | 73.0 |
| Spurrier, Steve | 207 | 102 | 49.3 | 1,151 | 68t | 5 | 7 | 60.3 |
| Owens, Tom | 51 | 24 | 47.1 | 318 | 24 | 1 | 2 | 57.5 |
| Johnson, Sammy | 2 | 0 | 0.0 | 0 | 0 | 0 | 0 | 39.6 |
| Washington, Gene | 1 | 0 | 0.0 | 0 | 0 | 0 | 0 | 39.6 |
| **49ERS** | **450** | **234** | **52.0** | **2,806** | **68t** | **15** | **19** | **64.9** |
| **OPPONENTS** | **411** | **228** | **55.5** | **2,521** | **63t** | **15** | **11** | **74.9** |

## 1976 (8-6)

### Monte Clark, Coach

| | | | |
|---|---|---|---|
| W | 26 | at Green Bay (54,628), S–12 | 14 |
| L | 12 | Chicago (44,158), S–19 | 19 |
| W | 37 | at Seattle (59,108), S–26 | 21 |
| W | 17 | New York Jets (42,961), O–3 | 6 |
| W | 16 | at Los Angeles Rams (84,483), **MON**/O–11 | 0 |
| W | 33 | New Orleans (43,160), O–17 | 3 |
| W | 15 | Atlanta (50,240), **SUN**/O–23 | 0 |
| L | 20 | at St. Louis (50,365), O–31 | (OT) 23 |
| L | 21 | Washington (56,134), N–7 | 24 |
| L | 16 | at Atlanta (20,058), N–14 | 21 |
| L | 3 | Los Angeles Rams (57,909), N–21 | 23 |
| W | 20 | Minnesota (56,775), **MON**/N–29 | 16 |
| L | 7 | at San Diego (33,539), D–5 | (OT) 13 |
| W | 27 | at New Orleans (42,536), D–12 | 7 |
| | **270** | | **190** |

| TEAM STATISTICS | 49ers | Opp |
|---|---|---|
| TOTAL FIRST DOWNS | 242 | 218 |
| By Rushing | 131 | 94 |
| By Passing | 91 | 102 |
| By Penalties | 20 | 22 |
| TOTAL NET YARDS | 4,085 | 3,562 |
| Net Yards Rushing | 2,447 | 1,786 |
| Net Yards Passing | 1,638 | 1,776 |
| TOTAL PLAYS FROM SCRIMMAGE | 916 | 922 |
| Rushes | 576 | 487 |
| Average Gain Per Rush | 4.3 | 3.7 |
| FORWARD PASSES ATTEMPTED | 306 | 374 |
| Number Completed | 155 | 180 |
| Per Cent Completed | 50.7 | 48.1 |
| Quarterback Sacks | 34 | 61 |
| Yards Lost | 325 | 573 |
| Passes Had Intercepted | 21 | 9 |
| Avg. Net Passing per Game | 117.0 | 126.9 |
| PUNTS | 91 | 108 |
| Total Yardage of Punts | 3,634 | 4,327 |
| Average Length | 39.9 | 40.1 |
| KICKOFF RETURNS | 38 | 46 |
| Total Yards Returned | 777 | 924 |
| Average Length of Return | 20.5 | 20.1 |
| PENALTIES | 102 | 94 |
| Yards Penalized | 848 | 906 |
| FUMBLES | 30 | 37 |
| Own Fumbles Recovered | 18 | 21 |
| Opponents' Fumbles Recovered | 16 | 12 |
| FIELD GOALS | 16 | 6 |
| Field Goals Attempted | 28 | 21 |
| TOTAL POINTS SCORED | 270 | 190 |
| Touchdowns Scored | 32 | 25 |
| Touchdowns Rushing | 14 | 10 |
| Touchdowns Passing | 15 | 13 |
| Touchdowns Returns | 3 | 2 |
| Extra Points | 26 | 20 |
| Field Goals | 16 | 6 |
| Safeties | 2 | 1 |

| SCORING | TDs | Ru | Pa | Int | Fu | KO | Pu | PAT | FG | S | Pts |
|---|---|---|---|---|---|---|---|---|---|---|---|
| Mike–Mayer, Steve | 0 | 0 | 0 | 0 | 0 | 0 | 0 | 26/30 | 16/28 | 0 | 74 |
| Williams, Delvin | 9 | 7 | 2 | 0 | 0 | 0 | 0 | 0/0 | 0/0 | 0 | 54 |
| Washington, Gene | 6 | 0 | 6 | 0 | 0 | 0 | 0 | 0/0 | 0/0 | 0 | 36 |
| McGee, Willie | 4 | 0 | 4 | 0 | 0 | 0 | 0 | 0/0 | 0/0 | 0 | 24 |
| *Bull, Scott* | 2 | 2 | 0 | 0 | 0 | 0 | 0 | 0/0 | 0/0 | 0 | 12 |
| Jackson, Wilbur | 2 | 1 | 1 | 0 | 0 | 0 | 0 | 0/0 | 0/0 | 0 | 12 |
| Johnson, Sammy | 2 | 2 | 0 | 0 | 0 | 0 | 0 | 0/0 | 0/0 | 0 | 12 |
| Elam, Cleveland | 1 | 0 | 0 | 0 | 1 | 0 | 0 | 0/0 | 0/0 | 0 | 6 |
| *Ferrell, Bob* | 1 | 1 | 0 | 0 | 0 | 0 | 0 | 0/0 | 0/0 | 0 | 6 |
| *Hofer, Paul* | 1 | 0 | 1 | 0 | 0 | 0 | 0 | 0/0 | 0/0 | 0 | 6 |
| Johnson, Kermit | 1 | 1 | 0 | 0 | 0 | 0 | 0 | 0/0 | 0/0 | 0 | 6 |
| *Leonard, Anthony* | 1 | 0 | 0 | 0 | 0 | 0 | 1 | 0/0 | 0/0 | 0 | 6 |
| McGill, Ralph | 1 | 0 | 0 | 0 | 0 | 0 | 1 | 0/0 | 0/0 | 0 | 6 |
| Mitchell, Tom | 1 | 0 | 1 | 0 | 0 | 0 | 0 | 0/0 | 0/0 | 0 | 6 |
| Hart, Tommy | 0 | 0 | 0 | 0 | 0 | 0 | 0 | 0/0 | 0/0 | 1 | 2 |
| Team | 0 | 0 | 0 | 0 | 0 | 0 | 0 | 0/0 | 0/0 | 1 | 2 |
| **49ERS** | **32** | **14** | **15** | **0** | **1** | **0** | **2** | **26/30** | **16/28** | **2** | **270** |
| **OPPONENTS** | **25** | **10** | **13** | **2** | **0** | **0** | **0** | **20/24** | **6/21** | **1** | **190** |

*Rookie Names in Italics*

| RUSHING | Att | Yds | Avg | LG | TD |
|---|---|---|---|---|---|
| Williams, Delvin | 248 | 1,203 | 4.9 | 80t | 7 |
| Jackson, Wilbur | 200 | 792 | 4.0 | 24 | 1 |
| Johnson, Kermit | 32 | 99 | 3.1 | 16 | 1 |
| Plunkett, Jim | 19 | 95 | 5.0 | 12 | 0 |
| *Hofer, Paul* | 18 | 74 | 4.1 | 17 | 0 |
| Bull, Scott | 15 | 66 | 4.4 | 18 | 2 |
| Johnson, Sammy | 24 | 52 | 2.2 | 12 | 2 |
| *Ferrell, Bob* | 9 | 28 | 3.1 | 11 | 1 |
| Domres, Marty | 4 | 18 | 4.5 | 8 | 0 |
| Lash, Jim | 3 | 5 | 1.7 | 8 | 0 |
| McGee, Willie | 3 | 12 | 4.0 | 19 | 0 |
| Washington, Gene | 1 | 3 | 3.0 | 3 | 0 |
| **49ERS** | **576** | **2,447** | **4.3** | **80t** | **14** |
| **OPPONENTS** | **487** | **1,786** | **3.7** | **29** | **10** |

| RECEIVING | No | Yds | Avg | LG | TD |
|---|---|---|---|---|---|
| Washington, Gene | 33 | 457 | 13.8 | 55t | 6 |
| Jackson, Wilbur | 33 | 324 | 9.8 | 32 | 1 |
| Williams, Delvin | 27 | 283 | 10.5 | 85t | 2 |
| Mitchell, Tom | 20 | 240 | 12.0 | 27 | 1 |
| McGee, Willie | 13 | 269 | 20.7 | 52t | 4 |
| Lash, Jim | 13 | 190 | 14.6 | 43 | 0 |
| Johnson, Sammy | 5 | 52 | 10.4 | 24 | 0 |
| *Hofer, Paul* | 4 | 45 | 11.3 | 13t | 1 |
| *Harrison, Ken* | 3 | 65 | 21.7 | 41 | 0 |
| Johnson, Kermit | 1 | 11 | 11.0 | 11 | 0 |
| Obradovich, Jim | 1 | 11 | 11.0 | 11 | 0 |
| *Ferrell, Bob* | 1 | 9 | 9.0 | 9 | 0 |
| *Rivera, Steve* | 1 | 7 | 7.0 | 7 | 0 |
| **49ERS** | **155** | **1,963** | **12.7** | **85t** | **15** |
| **OPPONENTS** | **180** | **2,349** | **13.1** | **77t** | **13** |

| INTERCEPTIONS | No | Yds | Avg | LG | TD |
|---|---|---|---|---|---|
| *Rhodes, Bruce* | 3 | 42 | 14.0 | 30 | 0 |
| Phillips, Mel | 2 | 14 | 7.0 | 14 | 0 |
| Vanderbundt, Skip | 2 | 8 | 4.0 | 8 | 0 |
| Johnson, Jimmy | 1 | 17 | 17.0 | 17 | 0 |
| Nunley, Frank | 1 | 12 | 12.0 | 12 | 0 |
| **49ERS** | **9** | **93** | **10.3** | **30** | **0** |
| **OPPONENTS** | **21** | **253** | **12.1** | **43** | **2** |

| KICKOFF RETURNS | No | Yds | Avg | LG | TD |
|---|---|---|---|---|---|
| *Leonard, Anthony* | 26 | 553 | 21.3 | 39 | 0 |
| *Hofer, Paul* | 5 | 91 | 18.2 | 23 | 0 |
| Johnson, Kermit | 4 | 114 | 28.5 | 40 | 0 |
| Mitchell, Tom | 2 | 7 | 3.5 | 7 | 0 |
| *Ferrell, Bob* | 1 | 12 | 12.0 | 12 | 0 |
| **49ERS** | **38** | **777** | **20.5** | **40** | **0** |
| **OPPONENTS** | **46** | **924** | **20.1** | **38** | **0** |

| PUNT RETURNS | No | FC | Yds | Avg | LG | TD |
|---|---|---|---|---|---|---|
| *Rhodes, Bruce* | 16 | 2 | 142 | 8.9 | 22 | 0 |
| *Leonard, Anthony* | 35 | 5 | 293 | 8.4 | 60t | 1 |
| McGill, Ralph | 10 | 1 | 103 | 10.3 | 50 | 1 |
| Taylor, Bruce | 3 | 1 | 16 | 5.3 | 11 | 0 |
| *Rivera, Steve* | 1 | 0 | 3 | 3.0 | 3 | 0 |
| **49ERS** | **65** | **9** | **557** | **8.6** | **60t** | **2** |
| **OPPONENTS** | **52** | **2** | **351** | **6.8** | **25** | **0** |

| PUNTING | No | Yds | Avg | LG | Blk |
|---|---|---|---|---|---|
| Wittum, Tom | 89 | 3,634 | 40.8 | 68 | 2 |
| **49ERS** | **89** | **3,634** | **40.8** | **68** | **2** |
| **OPPONENTS** | **108** | **4,327** | **40.1** | **72** | **1** |

| PASSING | Att | Comp | Pct | Yds | LG | TD | Int | QB |
|---|---|---|---|---|---|---|---|---|
| Plunkett, Jim | 243 | 126 | 51.9 | 1,592 | 85t | 13 | 16 | 63.0 |
| Domres, Marty | 14 | 7 | 50.0 | 101 | 41 | 0 | 1 | 44.0 |
| *Bull, Scott* | 48 | 21 | 43.8 | 252 | 30 | 2 | 4 | 36.6 |
| Williams, Delvin | 1 | 1 | 100.0 | 18 | 18 | 0 | 0 | 118.8 |
| **49ERS** | **306** | **155** | **50.7** | **1,963** | **85t** | **15** | **21** | **58.8** |
| **OPPONENTS** | **374** | **180** | **48.1** | **2,249** | **77t** | **13** | **9** | **68.8** |

## 1977 (5-9)

### Ken Meyer, Coach

| | | | |
|---|---|---|---|
| L | 0 | at Pittsburgh (48,046), **MON**/S–19 | 27 |
| L | 15 | Miami (40,503), S–25 | 19 |
| L | 14 | at Los Angeles Rams (55,466), O–2 | 34 |
| L | 0 | Atlanta (38,009), O–9 | 7 |
| L | 17 | at New York Giants (70,366), O–16 | 20 |
| W | 28 | Detroit (39,392), O–23 | 7 |
| W | 20 | Tampa Bay (34,750), O–30 | 10 |
| W | 10 | at Atlanta (46,577), N–6 | 3 |
| W | 10 | at New Orleans (41,564), N–13 | (OT) 7 |
| L | 10 | Los Angeles Rams (56,779), N–20 | 23 |
| W | 20 | New Orleans (33,702), N–27 | 17 |
| L | 27 | at Minnesota (40,745), D–4 | 28 |
| L | 35 | Dallas (55,848), **MON**/D–12 | 42 |
| L | 14 | at G.B. in Milwaukee (44,902), D–18 | 16 |
| | **220** | | **260** |

| TEAM STATISTICS | 49ers | Opp |
|---|---|---|
| TOTAL FIRST DOWNS | 219 | 221 |
| By Rushing | 126 | 107 |
| By Passing | 81 | 94 |
| By Penalties | 12 | 20 |
| TOTAL NET YARDS | 3,594 | 3,457 |
| Net Yards Rushing | 2,086 | 1,869 |
| Net Yards Passing | 1,508 | 1,588 |
| TOTAL PLAYS FROM SCRIMMAGE | 877 | 863 |
| Rushes | 564 | 551 |
| Average Gain Per Rush | 3.7 | 3.4 |
| FORWARD PASSES ATTEMPTED | 277 | 270 |
| Number Completed | 136 | 139 |
| Per Cent Completed | 49.1 | 51.5 |
| Quarterback Sacks | 36 | 42 |
| Yards Lost | 289 | 360 |
| Passes Had Intercepted | 17 | 8 |
| Avg. Net Passing per Game | 107.7 | 113.4 |
| PUNTS | 80 | 86 |
| Total Yardage of Punts | 2,801 | 3,228 |
| Average Length | 35.0 | 37.5 |
| KICKOFF RETURNS | 49 | 48 |
| Total Yards Returned | 1,174 | 1,025 |
| Average Length of Return | 24.0 | 21.4 |
| PENALTIES | 99 | 96 |
| Yards Penalized | 830 | 820 |
| FUMBLES | 27 | 21 |
| Own Fumbles Recovered | 19 | 11 |
| Opponents' Fumbles Recovered | 10 | 8 |
| FIELD GOALS | 11 | 13 |
| Field Goals Attempted | 19 | 22 |
| TOTAL POINTS SCORED | 220 | 260 |
| Touchdowns Scored | 27 | 32 |
| Touchdowns Rushing | 16 | 16 |
| Touchdowns Passing | 9 | 14 |
| Touchdowns Returns | 2 | 2 |
| Extra Points | 25 | 29 |
| Field Goals | 11 | 13 |
| Safeties | 0 | 0 |

| SCORING | TDs | Ru | Pa | Int | Fu | KO | Pu | PAT | FG | S | Pts |
|---|---|---|---|---|---|---|---|---|---|---|---|
| Williams, Delvin | 9 | 7 | 2 | 0 | 0 | 0 | 0 | 0/0 | 0/0 | 0 | 54 |
| Wersching, Ray | 0 | 0 | 0 | 0 | 0 | 0 | 0 | 23/23 | 10/17 | 0 | 53 |
| Jackson, Wilbur | 7 | 7 | 0 | 0 | 0 | 0 | 0 | 0/0 | 0/0 | 0 | 42 |
| Washington, Gene | 5 | 0 | 5 | 0 | 0 | 0 | 0 | 0/0 | 0/0 | 0 | 30 |
| Baldassin, Mike | 1 | 0 | 0 | 0 | 0 | 0 | 1* | 0/0 | 0/0 | 0 | 6 |
| Ferrell, Bob | 1 | 1 | 0 | 0 | 0 | 0 | 0 | 0/0 | 0/0 | 0 | 6 |
| Harrison, Kenny | 1 | 0 | 1 | 0 | 0 | 0 | 0 | 0/0 | 0/0 | 0 | 6 |
| Plunkett, Jim | 1 | 1 | 0 | 0 | 0 | 0 | 0 | 0/0 | 0/0 | 0 | 6 |
| Seal, Paul | 1 | 0 | 1 | 0 | 0 | 0 | 0 | 0/0 | 0/0 | 0 | 6 |
| *Williams, Dave* | 1 | 0 | 0 | 0 | 0 | 1 | 0 | 0/0 | 0/0 | 0 | 6 |
| Wittum, Tom | 0 | 0 | 0 | 0 | 0 | 0 | 0 | 2/4 | 1/2 | 0 | 5 |
| **49ERS** | **27** | **16** | **9** | **0** | **0** | **1** | **1** | **25/27** | **11/19** | **0** | **220** |
| **OPPONENTS** | **32** | **16** | **14** | **1** | **0** | **1** | **0** | **29/32** | **13/22** | **0** | **260** |

*recovered blocked punt

| RUSHING | Att | Yds | Avg | LG | TD |
|---|---|---|---|---|---|
| Williams, Delvin | 268 | 931 | 3.5 | 40 | 7 |
| Jackson, Wilbur | 179 | 780 | 4.4 | 80 | 7 |
| Ferrell, Bob | 41 | 160 | 3.9 | 12 | 1 |
| Hofer, Paul | 34 | 106 | 3.1 | 10 | 0 |
| Plunkett, Jim | 28 | 71 | 2.5 | 9 | 1 |
| Bull, Scott | 5 | 20 | 4.0 | 8 | 0 |
| Harrison, Kenny | 6 | 15 | 2.5 | 15 | 0 |
| *Williams, Dave* | 2 | 6 | 3.0 | 6 | 0 |
| McGee, Willie | 1 | –3 | –3.0 | –3 | 0 |
| **49ERS** | **564** | **2,086** | **3.7** | **80** | **16** |
| **OPPONENTS** | **551** | **1,869** | **3.4** | **42t** | **16** |

| RECEIVING | No | Yds | Avg | LG | TD |
|---|---|---|---|---|---|
| Washington, Gene | 32 | 638 | 19.9 | 47t | 5 |
| Jackson, Wilbur | 22 | 169 | 7.7 | 24 | 0 |
| *Williams, Dave* | 20 | 179 | 9.0 | 17 | 2 |
| Mitchell, Tom | 19 | 226 | 11.9 | 31 | 0 |
| Harrison, Ken | 15 | 217 | 14.5 | 46 | 1 |
| Seal, Paul | 13 | 230 | 17.7 | 47t | 1 |
| Hofer, Paul | 5 | 46 | 9.2 | 16 | 0 |
| Lash, Jim | 3 | 22 | 7.3 | 16 | 0 |
| McGee, Willie | 2 | 27 | 13.5 | 14 | 0 |
| Obradovich, Jim | 2 | 16 | 8.0 | 11 | 0 |
| Ferrell, Bob | 2 | 12 | 6.0 | 7 | 0 |
| Cline, Tony | 1 | 15 | 15.0 | 15 | 0 |
| **49ERS** | **136** | **1,797** | **13.2** | **47t** | **9** |
| **OPPONENTS** | **139** | **1,948** | **14.0** | **73t** | **14** |

| INTERCEPTIONS | No | Yds | Avg | LG | TD |
|---|---|---|---|---|---|
| Washington, Dave | 2 | 68 | 34.0 | 50 | 0 |
| Phillips, Mel | 2 | 23 | 11.5 | 23 | 0 |
| McGill, Ralph | 1 | 30 | 30.0 | 30 | 0 |
| Harper, Willie | 1 | 6 | 6.0 | 6 | 0 |
| Vanderbundt, Skip | 1 | 6 | 6.0 | 6 | 0 |
| Leonard, Anthony | 1 | 0 | 0.0 | 0 | 0 |
| **49ERS** | **8** | **133** | **16.6** | **50** | **0** |
| **OPPONENTS** | **17** | **298** | **17.5** | **42** | **1** |

| KICKOFF RETURNS | No | Yds | Avg | LG | TD |
|---|---|---|---|---|---|
| Hofer, Paul | 36 | 871 | 24.2 | 48 | 0 |
| Williams, Delvin | 4 | 122 | 30.5 | 80t | 1 |
| Jennings, Rick | 3 | 60 | 20.0 | 24 | 0 |
| Ferrell, Bob | 3 | 35 | 11.7 | 17 | 0 |
| Leonard, Anthony | 1 | 68 | 68.0 | 68 | 0 |
| Obradovich, Jim | 1 | 9 | 9.0 | 9 | 0 |
| *Williams, Dave* | 1 | 9 | 9.0 | 9 | 0 |
| **49ERS** | **49** | **1,174** | **24.0** | **80t** | **1** |
| **OPPONENTS** | **48** | **1,025** | **21.4** | **92t** | **1** |

| PUNT RETURNS | No | FC | Yds | Avg | LG | TD |
|---|---|---|---|---|---|---|
| Leonard, Anthony | 22 | 2 | 154 | 7.0 | 19 | 0 |
| Black, Stan | 13 | 1 | 38 | 2.9 | 11 | 0 |
| Jennings, Rick | 7 | 1 | 32 | 4.6 | 13 | 0 |
| Rivera, Steve | 3 | 0 | 7 | 2.3 | 3 | 0 |
| *Williams, Dave* | 1 | 0 | 60 | 60.0 | 60 | 0 |
| Elia, Bruce | 1 | 0 | 1 | 1.0 | 1 | 0 |
| *Baldassin, Mike* | 1 | 1 | 0 | 0.0 | 0 | 0 |
| **49ERS** | **48** | **5** | **292** | **6.1** | **60** | **0** |
| **OPPONENTS** | **47** | **6** | **444** | **9.5** | **63** | **0** |

| PUNTING | No | Yds | Avg | LG | Blk |
|---|---|---|---|---|---|
| Wittum, Tom | 77 | 2,801 | 36.4 | 54 | 3 |
| **49ERS** | **77** | **2,801** | **36.4** | **54** | **3** |
| **OPPONENTS** | **86** | **3,228** | **37.5** | **62** | **1** |

| PASSING | Att | Comp | Pct | Yds | LG | TD | Int | QB |
|---|---|---|---|---|---|---|---|---|
| Plunkett, Jim | 248 | 128 | 51.6 | 1,693 | 47t | 9 | 14 | 62.1 |
| Bull, Scott | 24 | 7 | 29.2 | 89 | 26 | 0 | 2 | 7.8 |
| Wittum, Tom | 3 | 1 | 33.3 | 15 | 15 | 0 | 0 | 50.7 |
| Harrison, Kenny | 1 | 0 | 0.0 | 0 | 0 | 0 | 0 | 39.6 |
| Williams, Delvin | 1 | 0 | 0.0 | 0 | 0 | 0 | 1 | 39.6 |
| **49ERS** | **277** | **136** | **49.1** | **1,797** | **47t** | **9** | **17** | **55.3** |
| **OPPONENTS** | **270** | **139** | **51.5** | **1,948** | **73t** | **14** | **8** | **80.0** |

*Rookie Names in Italics*

## 1978 (2-14)

### Coach*

| | | | |
|---|---|---|---|
| L | 7 | at Cleveland (68,973), S–3 | 24 |
| L | 13 | Chicago (49,502), S–10 | 16 |
| L | 19 | at Houston (46,161), S–17 | 20 |
| L | 10 | at New York Giants (71,536), S–24 | 27 |
| W | 28 | Cincinnati (41,107), O–1 | 12 |
| L | 10 | at Los Angeles Rams (59,337), O–8 | 27 |
| L | 7 | New Orleans (37,671), O–15 | 14 |
| L | 17 | Atlanta (34,133), O–22 | 20 |
| L | 20 | at Washington (53,706), O–29 | 38 |
| L | 10 | at Atlanta (55,468), N–5 | 21 |
| L | 10 | St. Louis (33,155), N–12 | 16 |
| L | 28 | Los Angeles Rams (45,022), N–19 | 31 |
| L | 7 | Pittsburgh (51,657), **MON**/N–27 | 24 |
| L | 13 | at New Orleans (50,068), D–3 | 24 |
| W | 6 | Tampa Bay (30,931), D–10 | 3 |
| L | 14 | at Detroit (56,674), D–17 | 33 |
| | **219** | | **350** |

* Pete McCulley was fired after 9 games and Fred O'Connor was appointed his successor.

| TEAM STATISTICS | 49ers | Opp |
|---|---|---|
| TOTAL FIRST DOWNS | 257 | 298 |
| By Rushing | 117 | 128 |
| By Passing | 106 | 133 |
| By Penalties | 34 | 37 |
| TOTAL YARDS GAINED | 4,047 | 5,024 |
| By Rushing | 2,091 | 2,365 |
| By Passing | 1,956 | 2,659 |
| TOTAL PLAYS FROM SCRIMMAGE | 1,062 | 1,097 |
| Rushes | 585 | 649 |
| Average Gain Per Rush | 3.6 | 3.6 |
| NET YARDS PASSING | 1,956 | 2,659 |
| Passes Attempted | 435 | 413 |
| Passes Completed | 190 | 219 |
| Percent Completed | 43.2 | 53.0 |
| Had Intercepted | 36 | 18 |
| Times Sacked | 42 | 35 |
| Lost Attempting to Pass | 350 | 289 |
| PUNTS | 97 | 87 |
| Total Yardage of Punts | 3,583 | 3,497 |
| Average Length | 39.6 | 40.2 |
| KICKOFF RETURNS | 73 | 47 |
| Total Yards Returned | 1,421 | 928 |
| Average Length of Return | 19.5 | 19.7 |
| PENALTIES | 115 | 154 |
| Yards Penalized | 930 | 1,301 |
| FUMBLES | 56 | 50 |
| Own Fumbles Recovered | 29 | 23 |
| Opponents' Fumbles Recovered | 27 | 27 |
| FIELD GOALS | 15 | 23 |
| Field Goals Attempted | 23 | 38 |
| TOTAL POINTS SCORED | 219 | 350 |
| Touchdowns Scored | 25 | 40 |
| Touchdowns Rushing | 14 | 17 |
| Touchdowns Passing | 9 | 20 |
| Touchdown Returns | 2 | 3 |
| Extra Points | 24 | 39 |
| Safeties | 0 | 1 |

| SCORING | TDs | Ru | Pa | Int | Fu | KO | Pu | PAT | FG | S | Pts |
|---|---|---|---|---|---|---|---|---|---|---|---|
| Wersching, Ray | 0 | 0 | 0 | 0 | 0 | 0 | 0 | 24/25 | 15/23 | 0 | 69 |
| Hofer, Paul | 7 | 7 | 0 | 0 | 0 | 0 | 0 | 0/0 | 0/0 | 0 | 42 |
| Simpson, O.J. | 3 | 1 | 2 | 0 | 0 | 0 | 0 | 0/0 | 0/0 | 0 | 18 |
| Solomon, Freddie | 3 | 1 | 2 | 0 | 0 | 0 | 0 | 0/0 | 0/0 | 0 | 18 |
| Boykin, Greg | 2 | 2 | 0 | 0 | 0 | 0 | 0 | 0/0 | 0/0 | 0 | 12 |
| Seal, Paul | 2 | 0 | 2 | 0 | 0 | 0 | 0 | 0/0 | 0/0 | 0 | 12 |
| *Boyd, Elmo* | 1 | 0 | 1 | 0 | 0 | 0 | 0 | 0/0 | 0/0 | 0 | 6 |
| Bull, Scott | 1 | 1 | 0 | 0 | 0 | 0 | 0 | 0/0 | 0/0 | 0 | 6 |
| DeBerg, Steve | 1 | 1 | 0 | 0 | 0 | 0 | 0 | 0/0 | 0/0 | 0 | 6 |
| Ferrell, Bob | 1 | 1 | 0 | 0 | 0 | 0 | 0 | 0/0 | 0/0 | 0 | 6 |
| Leonard, Anthony | 1 | 0 | 0 | 1 | 0 | 0 | 0 | 0/0 | 0/0 | 0 | 6 |
| *MacAfee, Ken* | 1 | 0 | 1 | 0 | 0 | 0 | 0 | 0/0 | 0/0 | 0 | 6 |
| *Steptoe, Jack* | 1 | 0 | 1 | 0 | 0 | 0 | 0 | 0/0 | 0/0 | 0 | 6 |
| Williams, Dave | 1 | 0 | 0 | 0 | 0 | 1 | 0 | 0/0 | 0/0 | 0 | 6 |
| **49ERS** | **25** | **14** | **9** | **1** | **0** | **1** | **0** | **24/25** | **15/23** | **0** | **219** |
| **OPPONENTS** | **40** | **17** | **20** | **1** | **1** | **0** | **1*** | **39/40** | **23/38** | **1** | **350** |

*returned blocked punt

*Rookie Names in Italics*

| RUSHING | Att | Yds | Avg | LG | TD |
|---|---|---|---|---|---|
| Simpson, O.J. | 161 | 593 | 3.7 | 34 | 1 |
| Ferrell, Bob | 125 | 471 | 3.8 | 20 | 1 |
| Hofer, Paul | 121 | 465 | 3.8 | 40 | 7 |
| Boykin, Greg | 102 | 361 | 3.5 | 23 | 2 |
| Bull, Scott | 29 | 100 | 3.5 | 15t | 1 |
| Solomon, Freddie | 14 | 70 | 5.0 | 17 | 1 |
| DeBerg, Steve | 15 | 20 | 1.3 | 7 | 1 |
| Williams, Dave | 15 | 18 | 1.2 | 6 | 0 |
| *Carr, Earl* | 1 | 2 | 2.0 | 2 | 0 |
| Elia, Bruce | 1 | 0 | 0.0 | 0 | 0 |
| Jones, Larry | 1 | –9 | –9.0 | –9 | 0 |
| **49ERS** | **585** | **2,091** | **3.6** | **40** | **14** |
| **OPPONENTS** | **649** | **2,365** | **3.6** | **39** | **17** |

| RECEIVING | No | Yds | Avg | LG | TD |
|---|---|---|---|---|---|
| Solomon, Freddie | 31 | 458 | 14.8 | 58t | 2 |
| MacAfee, Ken | 22 | 205 | 9.3 | 22 | 1 |
| Seal, Paul | 21 | 370 | 17.6 | 41t | 2 |
| Simpson, O.J. | 21 | 172 | 8.2 | 19 | 2 |
| Boykin, Greg | 19 | 112 | 5.9 | 22 | 0 |
| Harrison, Ken | 16 | 320 | 20.0 | 50 | 0 |
| Ferrell, Bob | 16 | 123 | 7.7 | 14 | 0 |
| Hofer, Paul | 12 | 170 | 14.2 | 46 | 0 |
| *LeCount, Terry* | 10 | 131 | 13.1 | 30 | 0 |
| Williams, Dave | 10 | 63 | 6.3 | 13 | 0 |
| *Boyd, Elmo* | 9 | 115 | 12.8 | 32 | 1 |
| *Steptoe, Jack* | 2 | 46 | 23.0 | 35t | 1 |
| Jones, Larry | 1 | 21 | 21.0 | 21 | 0 |
| **49ERS** | **190** | **2,306** | **12.1** | **58t** | **9** |
| **OPPONENTS** | **219** | **2,948** | **13.5** | **71** | **20** |

| INTERCEPTIONS | No | Yds | Avg | LG | TD |
|---|---|---|---|---|---|
| Crist, Chuck | 6 | 159 | 26.5 | 32 | 0 |
| Leonard, Anthony | 4 | 44 | 11.0 | 30 | 1 |
| Lewis, Eddie | 3 | 17 | 5.7 | 11 | 0 |
| Odom, Ricky | 2 | 19 | 9.5 | 19 | 0 |
| Roberson, Vern | 1 | 31 | 31.0 | 31 | 0 |
| Bunz, Dan | 1 | 13 | 13.0 | 13 | 0 |
| *Nichols, Mark* | 1 | 0 | 0.0 | 0 | 0 |
| **49ERS** | **18** | **283** | **15.7** | **32** | **1** |
| **OPPONENTS** | **36** | **608** | **16.9** | **64** | **1** |

| KICKOFF RETURNS | No | Yds | Avg | LG | TD |
|---|---|---|---|---|---|
| Williams, Dave | 34 | 745 | 21.9 | 89t | 1 |
| Hofer, Paul | 18 | 386 | 21.4 | 40 | 0 |
| *LeCount, Terry* | 5 | 91 | 18.2 | 23 | 0 |
| *Hughes, Ernie* | 4 | 53 | 22.8 | 17 | 0 |
| *Nichols, Mark* | 3 | 39 | 17.7 | 20 | 0 |
| Boykin, Greg | 3 | 37 | 13.0 | 25 | 0 |
| *Walker, Elliott* | 2 | 25 | 18.5 | 23 | 0 |
| *Downing, Walt* | 2 | 13 | 12.5 | 13 | 0 |
| Ferrell, Bob | 1 | 24 | 13.0 | 24 | 0 |
| *Quillan, Fred* | 1 | 8 | 24.0 | 8 | 0 |
| **49ERS** | **73** | **1,421** | **19.5** | **89t** | **1** |
| **OPPONENTS** | **47** | **928** | **19.7** | **36** | **0** |

| PUNT RETURNS | No | FC | Yds | Avg | LG | TD |
|---|---|---|---|---|---|---|
| *Steptoe, Jack* | 11 | 0 | 129 | 11.7 | 28 | 0 |
| Jones, Larry | 10 | 1 | 86 | 8.6 | 52 | 0 |
| Solomon, Freddie | 9 | 5 | 35 | 3.9 | 11 | 0 |
| *Shumann, Mike* | 8 | 1 | 40 | 5.0 | 36 | 0 |
| Leonard, Anthony | 8 | 5 | 26 | 3.3 | 14 | 0 |
| Roberson, Vern | 1 | 0 | 7 | 7.0 | 7 | 0 |
| **49ERS** | **47** | **12** | **323** | **6.9** | **52** | **0** |
| **OPPONENTS** | **46** | **16** | **356** | **7.7** | **44** | **0** |

| PUNTING | No | Yds | Avg | TB | I–20 | LG | Blk |
|---|---|---|---|---|---|---|---|
| *Connell, Mike* | 96 | 3,583 | 37.3 | 10 | 15 | 59 | 1 |
| **49ERS** | **96** | **3,583** | **37.3** | **10** | **15** | **59** | **1** |
| **OPPONENTS** | **87** | **3,497** | **40.2** | **13** | **17** | **62** | **0** |

| PASSING | Att | Comp | Pct | Yds | LG | TD | Int | QB |
|---|---|---|---|---|---|---|---|---|
| DeBerg, Steve | 302 | 137 | 45.4 | 1,570 | 58t | 8 | 22 | 40.0 |
| Bull, Scott | 121 | 48 | 39.7 | 651 | 48 | 1 | 11 | 22.4 |
| Solomon, Freddie | 10 | 5 | 30.0 | 85 | 30 | 0 | 1 | 22.9 |
| *Threadgill, Bruce* | 2 | 0 | 0.0 | 0 | 0 | 0 | 2 | 0.0 |
| **49ERS** | **435** | **190** | **43.7** | **2,306** | **58t** | **9** | **36** | **32.6** |
| **OPPONENTS** | **413** | **219** | **53.0** | **2,948** | **71** | **20** | **18** | **74.0** |

## 1979 (2-14)

### Bill Walsh, Coach

| | | | |
|---|---|---|---|
| L | 22 | at Minnesota (46,539), S–2 | 28 |
| L | 13 | Dallas (56,728), S–9 | 21 |
| L | 24 | at Los Angeles Rams (44,303), S–16 | 27 |
| L | 21 | New Orleans (39,727), S–23 | 30 |
| L | 9 | at San Diego (50,893), S–30 | 31 |
| L | 24 | Seattle (44,592), O–7 | 35 |
| L | 16 | at New York Giants (70,352), O–14 | 32 |
| W | 20 | Atlanta (33,952), O–21 | 15 |
| L | 27 | Chicago (42,773), O–28 | 28 |
| L | 10 | at Oakland Raiders (52,764), N–4 | 23 |
| L | 20 | at New Orleans (65,551), N–11 | 31 |
| L | 28 | Denver (42,910), N–18 | 38 |
| L | 20 | Los Angeles Rams (49,282), N–25 | 26 |
| L | 10 | at St. Louis (41,593), D–2 | 13 |
| W | 23 | Tampa Bay (44,506), D–9 | 7 |
| L | 21 | at Atlanta (37,211), D–16 | 31 |
| | **308** | | **416** |

| TEAM STATISTICS | 49ers | Opp |
|---|---|---|
| TOTAL FIRST DOWNS | 336 | 326 |
| By Rushing | 120 | 136 |
| By Passing | 200 | 160 |
| By Penalties | 16 | 30 |
| TOTAL YARDS GAINED | 5,573 | 5,393 |
| By Rushing | 1,932 | 2,213 |
| By Passing | 3,641 | 3,180 |
| TOTAL PLAYS FROM SCRIMMAGE | 1,099 | 1,014 |
| Rushes | 480 | 544 |
| Average Gain Per Rush | 4.0 | 4.1 |
| NET YARDS PASSING | 3,641 | 3,180 |
| Passes Attempted | 602 | 441 |
| Passes Completed | 361 | 262 |
| Percent Completed | 60.0 | 59.4 |
| Had Intercepted | 21 | 15 |
| Times Sacked | 17 | 29 |
| Lost Attempting to Pass | 119 | 227 |
| PUNTS | 72 | 74 |
| Total Yardage of Punts | 2,626 | 2,817 |
| Average Length | 36.5 | 38.1 |
| KICKOFF RETURNS | 75 | 68 |
| Total Yards Returned | 1,538 | 1,367 |
| Average Length of Return | 20.5 | 20.1 |
| PENALTIES | 95 | 119 |
| Yards Penalized | 853 | 858 |
| FUMBLES | 37 | 33 |
| Own Fumbles Recovered | 19 | 15 |
| Opponents' Fumbles Recovered | 18 | 18 |
| FIELD GOALS | 20 | 14 |
| Field Goals Attempted | 24 | 17 |
| TOTAL POINTS SCORED | 308 | 416 |
| Touchdowns Scored | 36 | 54 |
| Touchdowns Rushing | 17 | 24 |
| Touchdowns Passing | 18 | 25 |
| Touchdown Returns | 1 | 5 |
| Extra Points | 32 | 46 |
| Safeties | 0 | 2 |

| SCORING | TDs | Ru | Pa | Int | Fu | KO | Pu | PAT | FG | S | Pts |
|---|---|---|---|---|---|---|---|---|---|---|---|
| Wersching, Ray | 0 | 0 | 0 | 0 | 0 | 0 | 0 | 32/35 | 20/24 | 0 | 92 |
| Hofer, Paul | 9 | 7 | 2 | 0 | 0 | 0 | 0 | 0/0 | 0/0 | 0 | 54 |
| Solomon, Freddie | 8 | 1 | 7 | 0 | 0 | 0 | 0 | 0/0 | 0/0 | 0 | 48 |
| MacAfee, Ken | 4 | 0 | 4 | 0 | 0 | 0 | 0 | 0/0 | 0/0 | 0 | 24 |
| Shumann, Mike | 4 | 0 | 4 | 0 | 0 | 0 | 0 | 0/0 | 0/0 | 0 | 24 |
| Elliott, Lenvil | 3 | 3 | 0 | 0 | 0 | 0 | 0 | 0/0 | 0/0 | 0 | 18 |
| Simpson, O.J. | 3 | 3 | 0 | 0 | 0 | 0 | 0 | 0/0 | 0/0 | 0 | 18 |
| Jackson, Wilbur | 2 | 2 | 0 | 0 | 0 | 0 | 0 | 0/0 | 0/0 | 0 | 12 |
| *Bruer, Bob* | 1 | 0 | 1 | 0 | 0 | 0 | 0 | 0/0 | 0/0 | 0 | 6 |
| *Francis, Phil* | 1 | 1 | 0 | 0 | 0 | 0 | 0 | 0/0 | 0/0 | 0 | 6 |
| Owens, James | 1 | 0 | 0 | 0 | 0 | 1 | 0 | 0/0 | 0/0 | 0 | 6 |
| *+Montana, Joe* | 0 | 0 | 0 | 0 | 0 | 0 | 0 | 0/1 | 0/0 | 0 | 0 |
| **49ERS** | **36** | **17** | **18** | **0** | **0** | **1** | **0** | **32/36** | **20/24** | **0** | **308** |
| **OPPONENTS**** | **54** | **24** | **25** | **1** | **2** | **0** | **1*** | **46/54** | **14/17** | **2** | **416** |

*returned blocked punt **had one return of a blocked FGA

*Rookie Names in Italics*

+ incomplete pass on PAT attempt

| RUSHING | Att | Yds | Avg | LG | TD |
|---|---|---|---|---|---|
| Hofer, Paul | 123 | 615 | 5.0 | 47 | 7 |
| Simpson, O.J. | 120 | 460 | 3.8 | 22 | 3 |
| Jackson, Wilbur | 114 | 375 | 3.3 | 16 | 2 |
| Elliott, Lenvil | 33 | 135 | 4.1 | 12 | 3 |
| *Francis, Phil* | 31 | 118 | 3.8 | 16 | 1 |
| Solomon, Freddie | 6 | 85 | 14.2 | 56t | 1 |
| *Owens, James* | 8 | 52 | 6.5 | 19 | 0 |
| Ferrell, Bob | 8 | 33 | 4.1 | 8 | 0 |
| Hogan, Mike | 9 | 31 | 3.4 | 6 | 0 |
| *Montana, Joe* | 3 | 22 | 7.3 | 13 | 0 |
| DeBerg, Steve | 17 | 10 | 0.6 | 8 | 0 |
| Melville, Dan | 3 | 0 | 0.0 | 0 | 0 |
| *Bruer, Bob* | 5 | –4 | –0.8 | 6 | 0 |
| **49ERS** | **480** | **1,932** | **4.0** | **56t** | **17** |
| **OPPONENTS** | **544** | **2,213** | **4.1** | **38** | **24** |

| RECEIVING | No | Yds | Avg | LG | TD |
|---|---|---|---|---|---|
| Hofer, Paul | 58 | 662 | 11.4 | 44 | 2 |
| Solomon, Freddie | 57 | 807 | 14.2 | 44t | 7 |
| Jackson, Wilbur | 53 | 422 | 8.0 | 34 | 0 |
| Shumann, Mike | 39 | 452 | 11.6 | 39 | 4 |
| *Francis, Phil* | 32 | 198 | 6.2 | 19 | 0 |
| *Bruer, Bob* | 26 | 254 | 9.8 | 19 | 1 |
| MacAfee, Ken | 24 | 266 | 11.1 | 50 | 4 |
| Elliott, Lenvil | 23 | 197 | 8.6 | 30 | 0 |
| *Clark, Dwight* | 18 | 232 | 12.9 | 30 | 0 |
| *Owens, James* | 10 | 121 | 12.1 | 17 | 0 |
| Hogan, Mike | 9 | 65 | 7.2 | 17 | 0 |
| Simpson, O.J. | 7 | 46 | 6.6 | 14 | 0 |
| Seal, Paul | 3 | 34 | 11.3 | 14 | 0 |
| Ferrell, Bob | 2 | 4 | 2.0 | 3 | 0 |
| **49ERS** | **361** | **3,760** | **10.4** | **50** | **18** |
| **OPPONENTS** | **262** | **3,407** | **13.0** | **85** | **25** |

| INTERCEPTIONS | No | Yds | Avg | LG | TD |
|---|---|---|---|---|---|
| Hicks, Dwight | 5 | 57 | 11.4 | 29 | 0 |
| Williams, Gerard | 4 | 38 | 9.5 | 22 | 0 |
| Cornelius, Charles | 3 | 54 | 18.0 | 54 | 0 |
| Gray, Tim | 1 | 20 | 20.0 | 20 | 0 |
| Bunz, Dan | 1 | 2 | 2.0 | 2 | 0 |
| Morgan, Melvin | 1 | 0 | 0.0 | 13 | 0 |
| **49ERS** | **15** | **171** | **11.4** | **54** | **0** |
| **OPPONENTS** | **21** | **355** | **16.9** | **91t** | **2** |

| KICKOFF RETURNS | No | Yds | Avg | LG | TD |
|---|---|---|---|---|---|
| *Owens, James* | 41 | 1,002 | 24.4 | 85t | 1 |
| Elliott, Lenvil | 9 | 170 | 18.9 | 33 | 0 |
| Hofer, Paul | 8 | 124 | 15.5 | 23 | 0 |
| *Francis, Phil* | 7 | 103 | 14.7 | 23 | 0 |
| Ferrell, Bob | 6 | 78 | 13.0 | 18 | 0 |
| Hicks, Dwight | 2 | 36 | 18.0 | 19 | 0 |
| *Bruer, Bob* | 1 | 20 | 20.0 | 20 | 0 |
| Barrett, Jean | 1 | 5 | 5.0 | 5 | 0 |
| **49ERS** | **75** | **1,538** | **20.5** | **85t** | **1** |
| **OPPONENTS** | **68** | **1,367** | **20.1** | **70** | **0** |

| PUNT RETURNS | No | FC | Yds | Avg | LG | TD |
|---|---|---|---|---|---|---|
| Solomon, Freddie | 23 | 2 | 142 | 6.2 | 14 | 0 |
| Hicks, Dwight | 13 | 3 | 120 | 9.2 | 33 | 0 |
| Dungy, Tony | 8 | 3 | 52 | 6.5 | 11 | 0 |
| **49ERS** | **44** | **8** | **314** | **7.1** | **33** | **0** |
| **OPPONENTS** | **37** | **7** | **262** | **7.1** | **44** | **0** |

| PUNTING | No | Yds | Avg | TB | I–20 | LG | Blk |
|---|---|---|---|---|---|---|---|
| *Melville, Dan* | 71 | 2,626 | 37.0 | 10 | 15 | 53 | 1 |
| **49ERS** | **71** | **2,626** | **37.0** | **10** | **15** | **53** | **1** |
| **OPPONENTS** | **74** | **2,817** | **38.1** | **6** | **14** | **63** | **0** |

| PASSING | Att | Comp | Pct | Yds | LG | TD | Int | QB |
|---|---|---|---|---|---|---|---|---|
| DeBerg, Steve | 578 | 347 | 60.0 | 3,652 | 50 | 17 | 21 | 73.1 |
| *Montana, Joe* | 23 | 13 | 56.5 | 96 | 18 | 1 | 0 | 81.1 |
| Solomon, Freddie | 1 | 1 | 100.0 | 12 | 12 | 0 | 0 | 116.7 |
| **49ERS** | **602** | **361** | **60.0** | **3,760** | **50** | **18** | **21** | **73.5** |
| **OPPONENTS** | **441** | **262** | **59.4** | **3,407** | **85** | **25** | **15** | **88.5** |

## 1980 (6-10)

### Bill Walsh, Coach

| | | | |
|---|---|---|---|
| W | 26 | at New Orleans (58,621), S–7 | 23 |
| W | 24 | St. Louis (49,999), S–14 | (OT) 21 |
| W | 37 | at New York Jets (50,608), S–21 | 27 |
| L | 17 | Atlanta (56,518), S–28 | 20 |
| L | 26 | at Los Angeles Rams (62,188), O–5 | 48 |
| L | 14 | at Dallas (63,399), O–12 | 59 |
| L | 17 | Los Angeles Rams (55,360), O–19 | 31 |
| L | 23 | Tampa Bay (51,925), O–26 | 24 |
| L | 13 | at Detroit (78,845), N–2 | 17 |
| L | 16 | at G.B. in Milwaukee (54,475), N–9 | 23 |
| L | 13 | at Miami (45,135), N–16 | 17 |
| W | 12 | New York Giants (38,574), N–23 | 0 |
| W | 21 | New England (45,254), N–30 | 17 |
| W | 38 | New Orleans (37,949), D–7 | (OT) 35 |
| L | 10 | at Atlanta (55,767), D–14 | 35 |
| L | 13 | Buffalo (37,476), D–21 | 18 |
| | **320** | | **415** |

| TEAM STATISTICS | 49ers | Opp |
|---|---|---|
| TOTAL FIRST DOWNS | 298 | 341 |
| By Rushing | 105 | 137 |
| By Passing | 171 | 185 |
| By Penalties | 22 | 19 |
| TOTAL YARDS GAINED | 5,320 | 5,969 |
| By Rushing | 1,743 | 2,218 |
| By Passing | 3,577 | 3,751 |
| TOTAL PLAYS FROM SCRIMMAGE | 1,042 | 556 |
| Rushes | 415 | 556 |
| Average Gain Per Rush | 4.2 | 4.0 |
| NET YARDS PASSING | 3,577 | 3,751 |
| Passes Attempted | 597 | 495 |
| Passes Completed | 363 | 327 |
| Percent Completed | 60.8 | 66.1 |
| Had Intercepted | 26 | 17 |
| Times Sacked | 30 | 31 |
| Lost Attempting to Pass | 222 | 207 |
| PUNTS | 77 | 67 |
| Total Yardage of Punts | 3,152 | 2,560 |
| Average Length | 40.9 | 38.2 |
| KICKOFF RETURNS | 75 | 58 |
| Total Yards Returned | 1,385 | 1,203 |
| Average Length of Return | 18.5 | 20.7 |
| PENALTIES | 109 | 92 |
| Yards Penalized | 933 | 286 |
| FUMBLES | 39 | 34 |
| Own Fumbles Recovered | 25 | 17 |
| Opponents' Fumbles Recovered | 17 | 14 |
| FIELD GOALS | 15 | 17 |
| Field Goals Attempted | 19 | 26 |
| TOTAL POINTS SCORED | 320 | 415 |
| Touchdowns Scored | 40 | 52 |
| Touchdowns Rushing | 10 | 20 |
| Touchdowns Passing | 27 | 29 |
| Touchdown Returns | 3 | 3 |
| Extra Points | 33 | 50 |
| Safeties | 1 | 1 |

| SCORING | TDs | Ru | Pa | Int | Fu | KO | Pu | PAT | FG | S | Pts |
|---|---|---|---|---|---|---|---|---|---|---|---|
| Wersching, Ray | 0 | 0 | 0 | 0 | 0 | 0 | 0 | 33/39 | 15/19 | 0 | 78 |
| Solomon, Freddie | 10 | 0 | 8 | 0 | 0 | 0 | 2 | 0/0 | 0/0 | 0 | 60 |
| *Cooper, Earl* | 9 | 5 | 4 | 0 | 0 | 0 | 0 | 0/0 | 0/0 | 0 | 54 |
| Clark, Dwight | 8 | 0 | 8 | 0 | 0 | 0 | 0 | 0/0 | 0/0 | 0 | 48 |
| Elliott, Lenvil | 3 | 2 | 1 | 0 | 0 | 0 | 0 | 0/0 | 0/0 | 0 | 18 |
| Hofer, Paul | 3 | 1 | 2 | 0 | 0 | 0 | 0 | 0/0 | 0/0 | 0 | 18 |
| Montana, Joe | 2 | 2 | 0 | 0 | 0 | 0 | 0 | 0/0 | 0/0 | 0 | 12 |
| Ramson, Eason | 2 | 0 | 2 | 0 | 0 | 0 | 0 | 0/0 | 0/0 | 0 | 12 |
| Young, Charle | 2 | 0 | 2 | 0 | 0 | 0 | 0 | 0/0 | 0/0 | 0 | 12 |
| Owens, James | 1 | 0 | 0 | 0 | 0 | 1 | 0 | 0/0 | 0/0 | 0 | 6 |
| *Stuckey, Jim* | 0 | 0 | 0 | 0 | 0 | 0 | 0 | 0/0 | 0/0 | 1 | 2 |
| **49ERS** | **40** | **10** | **27** | **0** | **0** | **1** | **2** | **33/39** | **15/19** | **1** | **320** |
| **OPPONENTS** | **52** | **20** | **29** | **2** | **1** | **0** | **0** | **50/52** | **17/26** | **0** | **415** |

*Rookie Names in Italics*

| RUSHING | Att | Yds | Avg | LG | TD |
|---|---|---|---|---|---|
| *Cooper, Earl* | 171 | 720 | 4.2 | 47 | 5 |
| Elliott, Lenvil | 76 | 341 | 4.5 | 20 | 2 |
| Hofer, Paul | 60 | 293 | 4.9 | 26t | 1 |
| Woods, Don | 50 | 229 | 4.6 | 23 | 0 |
| Montana, Joe | 32 | 77 | 2.4 | 11 | 2 |
| Solomon, Freddie | 8 | 56 | 7.0 | 11 | 0 |
| Francis, Phil | 7 | 36 | 5.1 | 14 | 0 |
| DeBerg, Steve | 6 | 4 | 0.7 | 7 | 0 |
| Patton, Ricky | 1 | 1 | 1.0 | 1 | 0 |
| Ramson, Eason | 2 | –2 | –1.0 | 4 | 0 |
| Miller, Jim | 2 | –12 | –6.0 | 0 | 0 |
| **49ERS** | **415** | **1,743** | **4.2** | **47** | **10** |
| **OPPONENTS** | **556** | **2,218** | **4.0** | **48** | **20** |

| RECEIVING | No | Yds | Avg | LG | TD |
|---|---|---|---|---|---|
| *Cooper, Earl* | 83 | 567 | 6.8 | 66t | 4 |
| Clark, Dwight | 82 | 991 | 12.1 | 71t | 8 |
| Solomon Freddie | 48 | 658 | 13.7 | 93t | 8 |
| Hofer, Paul | 41 | 467 | 11.4 | 28 | 2 |
| Young, Charle | 29 | 325 | 11.2 | 41 | 2 |
| Elliott, Lenvil | 27 | 285 | 10.6 | 45t | 1 |
| Ramson, Eason | 21 | 179 | 8.5 | 22 | 2 |
| Woods, Don | 20 | 171 | 8.6 | 23 | 0 |
| Owens, James | 9 | 133 | 14.8 | 29 | 0 |
| Francis, Phil | 3 | 23 | 7.7 | 15 | 0 |
| **49ERS** | **363** | **3,799** | **10.5** | **93t** | **27** |
| **OPPONENTS** | **327** | **3,958** | **12.1** | **81t** | **29** |

| INTERCEPTIONS | No | Yds | Avg | LG | TD |
|---|---|---|---|---|---|
| Hicks, Dwight | 4 | 73 | 18.3 | 44 | 0 |
| *Churchman, Ricky* | 4 | 7 | 1.8 | 7 | 0 |
| *Leopold, Bobby* | 2 | 23 | 11.5 | 13 | 0 |
| *Turner, Keena* | 2 | 15 | 7.5 | 11 | 0 |
| Williams, Gerard | 1 | 28 | 28.0 | 28 | 0 |
| Rhodes, Ray | 1 | 25 | 25.0 | 25 | 0 |
| Johnson, Charles | 1 | 15 | 15.0 | 15 | 0 |
| *Puki, Craig* | 1 | 0 | 0.0 | 0 | 0 |
| Tautolo, Terry | 1 | 0 | 0.0 | 0 | 0 |
| **49ERS** | **17** | **186** | **10.9** | **44** | **0** |
| **OPPONENTS** | **26** | **319** | **12.3** | **48** | **2** |

| KICKOFF RETURNS | No | Yds | Avg | LG | TD |
|---|---|---|---|---|---|
| Owens, James | 31 | 726 | 23.4 | 101t | 1 |
| Elliott, Lenvil | 18 | 321 | 17.8 | 32 | 0 |
| Anderson, Terry | 6 | 104 | 17.3 | 22 | 0 |
| Solomon, Freddie | 5 | 60 | 12.0 | 32 | 0 |
| Francis, Phil | 4 | 61 | 15.3 | 32 | 0 |
| Patton, Ricky | 4 | 43 | 10.8 | 19 | 0 |
| Johnson, Charles | 2 | 10 | 5.0 | 22 | 0 |
| Ramson, Eason | 1 | 18 | 1.8 | 18 | 0 |
| Tautolo, Terry | 1 | 16 | 16.0 | 16 | 0 |
| Young, Charle | 1 | 14 | 14.0 | 14 | 0 |
| Hughes, Ernie | 1 | 10 | 10.0 | 10 | 0 |
| Hofer, Paul | 1 | 2 | 2.0 | 2 | 0 |
| **49ERS** | **75** | **1,385** | **18.5** | **101t** | **1** |
| **OPPONENTS** | **58** | **1,203** | **20.7** | **52** | **0** |

| PUNT RETURNS | No | FC | Yds | Avg | LG | TD |
|---|---|---|---|---|---|---|
| Solomon, Freddie | 27 | 3 | 298 | 11.0 | 57t | 2 |
| Hicks, Dwight | 12 | 3 | 58 | 4.8 | 10 | 0 |
| Robinson, Jimmy | 3 | 0 | 36 | 12.0 | 21 | 0 |
| *Churchman, Ricky* | 2 | 0 | 16 | 8.0 | 13 | 0 |
| Ferrell, Bob | 1 | 0 | 1 | 1.0 | 1 | 0 |
| **49ERS** | **45** | **6** | **409** | **9.1** | **57t** | **2** |
| **OPPONENTS** | **48** | **11** | **530** | **11.0** | **43** | **0** |

| PUNTING | No | Yds | Avg | TB | I–20 | LG | Blk |
|---|---|---|---|---|---|---|---|
| *Miller, Jim* | 77 | 3,152 | 40.9 | 5 | 11 | 65 | 0 |
| **49ERS** | **77** | **3,152** | **40.9** | **5** | **11** | **65** | **0** |
| **OPPONENTS** | **67** | **2,560** | **38.2** | **6** | **10** | **64** | **0** |

| PASSING | Att | Comp | Pct | Yds | LG | TD | Int | QB |
|---|---|---|---|---|---|---|---|---|
| Montana, Joe | 273 | 176 | 64.5 | 1,795 | 71t | 15 | 9 | 87.8 |
| DeBerg, Steve | 321 | 186 | 57.9 | 1,998 | 93t | 12 | 17 | 66.7 |
| Solomon, Freddie | 1 | 0 | 0.0 | 0 | 0 | 0 | 0 | 39.6 |
| Woods, Don | 2 | 1 | 50.0 | 6 | 6 | 0 | 0 | 56.3 |
| **49ERS** | **597** | **363** | **60.8** | **3,799** | **93t** | **27** | **26** | **76.2** |
| **OPPONENTS** | **495** | **327** | **66.1** | **3,958** | **81t** | **29** | **17** | **95.7** |

## 1981 (13-3/16-3)

### NFC West Champions – World Champions

### Bill Walsh, Coach

| | | | |
|---|---|---|---|
| L | 17 | at Detroit (62,123), S–6 | 24 |
| W | 28 | Chicago (49,520), S–13 | 17 |
| L | 17 | at Atlanta (56,653), S–20 | 34 |
| W | 21 | New Orleans (44,433), S–27 | 14 |
| W | 30 | at Washington (51,843), O–4 | 17 |
| W | 45 | Dallas (57,574), O–11 | 14 |
| W | 13 | at G.B. in Milwaukee (50,171), O–18 | 3 |
| W | 20 | Los Angeles Rams (59,190), O–25 | 17 |
| W | 17 | at Pittsburgh (52,878), N–1 | 14 |
| W | 17 | Atlanta (59,127), N–8 | 14 |
| L | 12 | Cleveland (52,445), N–15 | 15 |
| W | 33 | at Los Angeles Rams (63,456), N–22 | 31 |
| W | 17 | New York Giants (57,186), N–29 | 10 |
| W | 21 | at Cincinnati (56,796), D–6 | 3 |
| W | 28 | Houston (55,707), D–13 | 6 |
| W | 21 | at New Orleans (43,639), D–20 | 17 |
| | **357** | | **250** |

### NFC PLAYOFF - JAN. 3

(at San Francisco – Candlestick Park)

| | | | |
|---|---|---|---|
| W | 38 | New York Giants (58,360) | 24 |

### NFC CHAMPIONSHIP - JAN. 10

(at San Francisco – Candlestick Park)

| | | | |
|---|---|---|---|
| W | 28 | Dallas (60,525) | 27 |

### SUPER BOWL XVI - JAN. 24

(at Pontiac, Michigan – Silverdome)

| | | | |
|---|---|---|---|
| W | 26 | Cincinnati (81,270) | 21 |

| TEAM STATISTICS | 49ers | Opp |
|---|---|---|
| TOTAL FIRST DOWNS | 317 | 280 |
| By Rushing | 110 | 113 |
| By Passing | 183 | 144 |
| By Penalties | 24 | 23 |
| TOTAL YARDS GAINED | 5,484 | 4,763 |
| By Rushing | 1,941 | 1,918 |
| By Passing | 3,543 | 2,845 |
| TOTAL PLAYS FROM SCRIMMAGE | 1,106 | 1,014 |
| Rushes | 560 | 464 |
| Average Gain Per Rush | 3.5 | 4.1 |
| NET YARDS PASSING | 3,543 | 2,845 |
| Passes Attempted | 517 | 514 |
| Passes Completed | 328 | 273 |
| Percent Completed | 63.4 | 53.1 |
| Had Intercepted | 13 | 27 |
| Times Sacked | 29 | 36 |
| Lost Attempting to Pass | 223 | 290 |
| PUNTS | 93 | 83 |
| Total Yardage of Punts | 3,858 | 3,433 |
| Average Length | 41.5 | 41.4 |
| KICKOFF RETURNS | 45 | 67 |
| Total Yards Returned | 909 | 1,389 |
| Average Length of Return | 20.2 | 20.7 |
| PENALTIES | 92 | 108 |
| Yards Penalized | 752 | 866 |
| FUMBLES | 26 | 36 |
| Own Fumbles Recovered | 14 | 15 |
| Opponents' Fumbles Recovered | 21 | 12 |
| FIELD GOALS | 19 | 13 |
| Field Goals Attempted | 29 | 23 |
| TOTAL POINTS SCORED | 357 | 250 |
| Touchdowns Scored | 43 | 30 |
| Touchdowns Rushing | 17 | 10 |
| Touchdowns Passing | 20 | 16 |
| Touchdown Returns | 6 | 4 |
| Extra Points | 42 | 29 |
| Safeties | 0 | 1 |

| SCORING | TDs | Ru | Pa | Int | Fu | KO | Pu | PAT | FG | S | Pts |
|---|---|---|---|---|---|---|---|---|---|---|---|
| Wersching, Ray | 0 | 0 | 0 | 0 | 0 | 0 | 0 | 30/30 | 17/23 | 0 | 81 |
| Solomon, Freddie | 8 | 0 | 8 | 0 | 0 | 0 | 0 | 0/0 | 0/0 | 0 | 48 |
| Davis, Johnny | 7 | 7 | 0 | 0 | 0 | 0 | 0 | 0/0 | 0/0 | 0 | 42 |
| Patton, Ricky | 5 | 4 | 1 | 0 | 0 | 0 | 0 | 0/0 | 0/0 | 0 | 30 |
| Young, Charle | 5 | 0 | 5 | 0 | 0 | 0 | 0 | 0/0 | 0/0 | 0 | 30 |
| Clark, Dwight | 4 | 0 | 4 | 0 | 0 | 0 | 0 | 0/0 | 0/0 | 0 | 24 |
| Bahr, Matt | 0 | 0 | 0 | 0 | 0 | 0 | 0 | 12/12 | 2/6 | 0 | 18 |
| Lott, Ronnie | 3 | 0 | 0 | 3 | 0 | 0 | 0 | 0/0 | 0/0 | 0 | 18 |
| Hicks, Dwight | 2 | 0 | 0 | 1 | 1 | 0 | 0 | 0/0 | 0/0 | 0 | 12 |
| Lawrence, Amos | 2 | 1 | 0 | 0 | 0 | 1 | 0 | 0/0 | 0/0 | 0 | 12 |

*Rookie Names in Italics*

*(continued)*

| SCORING | TDs | Ru | Pa | Int | Fu | KO | Pu | PAT | FG | S | Pts |
|---|---|---|---|---|---|---|---|---|---|---|---|
| Montana, Joe | 2 | 2 | 0 | 0 | 0 | 0 | 0 | 0/0 | 0/0 | 0 | 12 |
| Cooper, Earl | 1 | 1 | 0 | 0 | 0 | 0 | 0 | 0/0 | 0/0 | 0 | 6 |
| *Easley, Walt* | 1 | 1 | 0 | 0 | 0 | 0 | 0 | 0/0 | 0/0 | 0 | 6 |
| Hofer, Paul | 1 | 1 | 0 | 0 | 0 | 0 | 0 | 0/0 | 0/0 | 0 | 6 |
| *Ring, Bill* | 1 | 0 | 1 | 0 | 0 | 0 | 0 | 0/0 | 0/0 | 0 | 6 |
| *Wilson, Mike* | 1 | 0 | 1 | 0 | 0 | 0 | 0 | 0/0 | 0/0 | 0 | 6 |
| **49ERS** | **43** | **17** | **20** | **4** | **1** | **1** | **0** | **42/42** | **19/29** | **0** | **357** |
| **OPPONENTS** | **30** | **10** | **16** | **2** | **1** | **0** | **1** | **29/30** | **13/23** | **0** | **250** |

| RUSHING | Att | Yds | Avg | LG | TD |
|---|---|---|---|---|---|
| Patton, Ricky | 152 | 543 | 3.6 | 28 | 4 |
| Cooper, Earl | 98 | 330 | 3.4 | 23 | 1 |
| Davis, Johnny | 94 | 297 | 3.2 | 14 | 7 |
| *Easley, Walt* | 76 | 224 | 2.9 | 9 | 1 |
| Hofer, Paul | 60 | 193 | 3.2 | 12 | 1 |
| *Ring, Bill* | 22 | 106 | 4.8 | 16 | 0 |
| Montana, Joe | 25 | 95 | 3.8 | 20t | 2 |
| *Lawrence, Amos* | 13 | 48 | 3.7 | 14 | 1 |
| Solomon, Freddie | 9 | 43 | 4.8 | 16 | 0 |
| Clark, Dwight | 3 | 32 | 10.7 | 18 | 0 |
| Elliott, Lenvil | 7 | 29 | 4.1 | 9 | 0 |
| Benjamin, Guy | 1 | 1 | 1.0 | 1 | 0 |
| **49ERS** | **560** | **1,941** | **3.5** | **28** | **17** |
| **OPPONENTS** | **464** | **1,918** | **4.1** | **29** | **10** |

| RECEIVING | No | Yds | Avg | LG | TD |
|---|---|---|---|---|---|
| Clark, Dwight | 85 | 1,105 | 13.0 | 78t | 4 |
| Solomon, Freddie | 59 | 969 | 16.4 | 60t | 8 |
| Cooper, Earl | 51 | 477 | 9.4 | 50 | 0 |
| Young, Charle | 37 | 400 | 10.8 | 29 | 5 |
| Hofer, Paul | 27 | 244 | 9.0 | 22 | 0 |
| Patton, Ricky | 27 | 195 | 7.2 | 31t | 1 |
| *Wilson, Michael* | 9 | 125 | 13.9 | 27t | 1 |
| *Easley, Walt* | 9 | 62 | 6.9 | 21 | 0 |
| Elliott, Lenvil | 7 | 81 | 11.6 | 19 | 0 |
| Ramson, Eason | 4 | 45 | 11.3 | 16 | 0 |
| *Ring, Bill* | 3 | 28 | 9.3 | 21 | 1 |
| Shumann, Mike | 3 | 21 | 7.0 | 8 | 0 |
| *Lawrence, Amos* | 3 | 10 | 3.3 | 5 | 0 |
| Davis, Johnny | 3 | –1 | –0.3 | 3 | 0 |
| Peets, Brian | 1 | 5 | 5.0 | 5 | 0 |
| **49ERS** | **328** | **3,766** | **11.5** | **78t** | **20** |
| **OPPONENTS** | **273** | **3,135** | **11.5** | **67** | **16** |

| INTERCEPTIONS | No | Yds | Avg | LG | TD |
|---|---|---|---|---|---|
| Hicks, Dwight | 9 | 239 | 26.6 | 72 | 1 |
| *Lott, Ronnie* | 7 | 117 | 16.7 | 41t | 3 |
| *Williamson, Carlton* | 4 | 44 | 11.0 | 28 | 0 |
| *Wright, Eric* | 3 | 26 | 8.7 | 26 | 0 |
| *McColl, Milt* | 1 | 22 | 22.0 | 22 | 0 |
| Reynolds, Jack | 1 | 0 | 0.0 | 0 | 0 |
| Martin, Saladin | 1 | 0 | 0.0 | 0 | 0 |
| Turner, Keena | 1 | 0 | 0.0 | 0 | 0 |
| **49ERS** | **27** | **448** | **16.6** | **72** | **4** |
| **OPPONENTS** | **13** | **297** | **22.9** | **101t** | **2** |

| KICKOFF RETURNS | No | Yds | Avg | LG | TD |
|---|---|---|---|---|---|
| *Lawrence, Amos* | 17 | 437 | 25.7 | 92t | 1 |
| *Ring, Bill* | 10 | 217 | 21.7 | 29 | 0 |
| *Lott, Ronnie* | 7 | 111 | 15.9 | 20 | 0 |
| *Wilson, Mike* | 4 | 67 | 16.8 | 22 | 0 |
| *Jones, Arrington* | 3 | 43 | 14.3 | 22 | 0 |
| Hicks, Dwight | 1 | 22 | 22.0 | 22 | 0 |
| Ramson, Eason | 1 | 12 | 12.0 | 12 | 0 |
| Patton, Ricky | 1 | 0 | 0.0 | 0 | 0 |
| Davis, Johnny | 1 | 0 | 0.0 | 0 | 0 |
| **49ERS** | **45** | **909** | **20.2** | **92t** | **1** |
| **OPPONENTS** | **67** | **1,389** | **20.7** | **55** | **0** |

| PUNT RETURNS | No | FC | Yds | Avg | LG | TD |
|---|---|---|---|---|---|---|
| Solomon, Freddie | 29 | 6 | 173 | 6.0 | 19 | 0 |
| Hicks, Dwight | 19 | 4 | 171 | 9.0 | 39 | 0 |
| **49ERS** | **48** | **10** | **344** | **7.2** | **39** | **0** |
| **OPPONENTS** | **57** | **8** | **664** | **11.7** | **58t** | **1** |

| PUNTING | No | Yds | Avg | TB | I–20 | LG | Blk |
|---|---|---|---|---|---|---|---|
| Miller, Jim | 93 | 3,858 | 41.5 | 15 | 14 | 65 | 0 |
| **49ERS** | **93** | **3,858** | **41.5** | **15** | **14** | **65** | **0** |
| **OPPONENTS** | **83** | **3,433** | **41.4** | **5** | **17** | **66** | **0** |

| PASSING | Att | Comp | Pct | Yds | LG | TD | Int | QB |
|---|---|---|---|---|---|---|---|---|
| Montana, Joe | 488 | 311 | 63.7 | 3,565 | 78t | 19 | 12 | 88.4 |
| Benjamin, Guy | 26 | 15 | 57.7 | 171 | 27 | 1 | 1 | 74.4 |
| *Easley, Walt* | 1 | 1 | 100.0 | 5 | 5 | 0 | 0 | 87.5 |
| Solomon, Freddie | 1 | 1 | 100.0 | 25 | 25 | 0 | 0 | 118.8 |
| Clark, Dwight | 1 | 0 | 0.0 | 0 | 0 | 0 | 0 | 39.6 |
| **49ERS** | **517** | **328** | **63.4** | **3,766** | **78t** | **20** | **13** | **87.7** |
| **OPPONENTS** | **514** | **273** | **53.1** | **3,135** | **67** | **16** | **27** | **60.2** |

## 1982 (3-6)

### Bill Walsh, Coach

| | | | |
|---|---|---|---|
| L | 17 | Los Angeles Raiders (59,748), S–12 | 23 |
| L | 21 | at Denver (73,899), S–19 | 24 |
| W | 31 | at St. Louis (38,064), N–21 | 20 |
| L | 20 | New Orleans (51,611), N–28 | 23 |
| W | 30 | at Los Angeles Rams (58,574), **THU**/D–2 | 24 |
| L | 37 | San Diego (51,988), **SAT**/D–11 | 41 |
| L | 7 | Atlanta (53,234), **SUN**/D–19 | 17 |
| W | 26 | at Kansas City (24,319), D–26 | 13 |
| L | 20 | Los Angeles Rams (54,256), J–2 | 21 |
| | **209** | | **206** |

| TEAM STATISTICS | 49ers | Opp |
|---|---|---|
| TOTAL FIRST DOWNS | 183 | 170 |
| By Rushing | 49 | 71 |
| By Passing | 121 | 88 |
| By Penalties | 13 | 11 |
| TOTAL YARDS GAINED | 3,242 | 3,035 |
| By Rushing | 740 | 1,199 |
| By Passing | 2,502 | 1,836 |
| TOTAL PLAYS FROM SCRIMMAGE | 587 | 596 |
| Rushes | 219 | 303 |
| Average Gain Per Rush | 3.4 | 4.0 |
| NET YARDS PASSING | 2,502 | 1,836 |
| Passes Attempted | 348 | 278 |
| Passes Completed | 215 | 158 |
| Percent Completed | 61.8 | 56.8 |
| Had Intercepted | 11 | 9 |
| Times Sacked | 20 | 15 |
| Lost Attempting to Pass | 166 | 113 |
| PUNTS | 45 | 50 |
| Total Yardage of Punts | 1,676 | 2,134 |
| Average Length | 37.2 | 42.7 |
| KICKOFF RETURNS | 36 | 40 |
| Total Yards Returned | 742 | 847 |
| Average Length of Return | 20.6 | 21.4 |
| PENALTIES | 45 | 58 |
| Yards Penalized | 451 | 542 |
| FUMBLES | 17 | 14 |
| Own Fumbles Recovered | 7 | 4 |
| Opponents' Fumbles Recovered | 10 | 10 |
| FIELD GOALS | 12 | 13 |
| Field Goals Attempted | 17 | 19 |
| TOTAL POINTS SCORED | 209 | 206 |
| Touchdowns Scored | 25 | 24 |
| Touchdowns Rushing | 6 | 9 |
| Touchdowns Passing | 17 | 14 |
| Touchdown Returns | 2 | 1 |
| Extra Points | 23 | 23 |
| Safeties | 0 | 0 |
| AVG. TIME OF POSSESSION | 28:31 | 31:29 |

| SCORING | TDs | Ru | Pa | Int | Fu | KO | Pu | PAT | FG | S | Pts |
|---|---|---|---|---|---|---|---|---|---|---|---|
| Wersching, Ray | 0 | 0 | 0 | 0 | 0 | 0 | 0 | 23/25 | 12/17 | 0 | 59 |
| Moore, Jeff | 8 | 4 | 4 | 0 | 0 | 0 | 0 | 0/0 | 0/0 | 0 | 48 |
| Clark, Dwight | 5 | 0 | 5 | 0 | 0 | 0 | 0 | 0/0 | 0/0 | 0 | 30 |
| Solomon, Freddie | 3 | 0 | 3 | 0 | 0 | 0 | 0 | 0/0 | 0/0 | 0 | 18 |
| Francis, Russ | 2 | 0 | 2 | 0 | 0 | 0 | 0 | 0/0 | 0/0 | 0 | 12 |
| Cooper, Earl | 1 | 0 | 1 | 0 | 0 | 0 | 0 | 0/0 | 0/0 | 0 | 6 |
| Lott, Ronnie | 1 | 0 | 0 | 1 | 0 | 0 | 0 | 0/0 | 0/0 | 0 | 6 |
| *McLemore, Dana* | 1 | 0 | 0 | 0 | 0 | 0 | 1 | 0/0 | 0/0 | 0 | 6 |
| Montana, Joe | 1 | 1 | 0 | 0 | 0 | 0 | 0 | 0/0 | 0/0 | 0 | 6 |
| *Nehemiah, Renaldo* | 1 | 0 | 1 | 0 | 0 | 0 | 0 | 0/0 | 0/0 | 0 | 6 |
| Ring, Bill | 1 | 1 | 0 | 0 | 0 | 0 | 0 | 0/0 | 0/0 | 0 | 6 |
| Wilson, Mike | 1 | 0 | 1 | 0 | 0 | 0 | 0 | 0/0 | 0/0 | 0 | 6 |
| **49ERS** | **25** | **6** | **17** | **1** | **0** | **0** | **1** | **23/25** | **12/17** | **0** | **209** |
| **OPPONENTS** | **24** | **9** | **14** | **0** | **0** | **0** | **1** | **23/24** | **13/19** | **0** | **206** |

*Rookie Names in Italics*

| RUSHING | Att | Yds | Avg | LG | TD |
|---|---|---|---|---|---|
| Moore, Jeff | 85 | 281 | 3.3 | 19 | 4 |
| Ring, Bill | 48 | 183 | 3.8 | 11 | 1 |
| Montana, Joe | 30 | 118 | 3.9 | 21 | 1 |
| Cooper, Earl | 24 | 77 | 3.2 | 9 | 0 |
| *Williams, Vince* | 20 | 68 | 3.4 | 12 | 0 |
| Easley, Walt | 5 | 11 | 2.2 | 5 | 0 |
| Lawrence, Amos | 5 | 7 | 1.4 | 4 | 0 |
| *Nehemiah, Renaldo* | 1 | –1 | –1.0 | –1 | 0 |
| Solomon, Freddie | 1 | –4 | –4.0 | –4 | 0 |
| **49ERS** | **219** | **740** | **3.4** | **21** | **6** |
| **OPPONENTS** | **303** | **1,199** | **4.0** | **54** | **9** |

| RECEIVING | No | Yds | Avg | LG | TD |
|---|---|---|---|---|---|
| Clark, Dwight | 60 | 913 | 15.2 | 51 | 5 |
| Moore, Jeff | 37 | 405 | 11.0 | 55 | 4 |
| Francis, Russ | 23 | 278 | 12.1 | 26 | 2 |
| Young, Charle | 22 | 189 | 8.6 | 30 | 0 |
| Solomon, Freddie | 19 | 323 | 17.0 | 46t | 3 |
| Cooper, Earl | 19 | 153 | 8.1 | 20 | 1 |
| Ring, Bill | 13 | 94 | 7.2 | 15 | 0 |
| *Nehemiah, Renaldo* | 8 | 161 | 20.1 | 55 | 1 |
| Wilson, Mike | 6 | 80 | 13.3 | 27 | 1 |
| *Williams, Vince* | 4 | 33 | 8.3 | 13 | 0 |
| Ramson, Eason | 2 | 27 | 13.5 | 21 | 0 |
| Lawrence, Amos | 2 | 12 | 6.0 | 6 | 0 |
| **49ERS** | **215** | **2,668** | **12.4** | **55** | **17** |
| **OPPONENTS** | **158** | **1,949** | **12.3** | **46** | **14** |

| INTERCEPTIONS | No | Yds | Avg | LG | TD |
|---|---|---|---|---|---|
| Hicks, Dwight | 3 | 5 | 1.7 | 3 | 0 |
| Lott, Ronnie | 2 | 95 | 47.5 | 83t | 1 |
| Wright, Eric | 1 | 31 | 31.0 | 31 | 0 |
| Horn, Bob | 1 | 19 | 19.0 | 19 | 0 |
| Reynolds, Jack | 1 | 0 | 0.0 | 0 | 0 |
| Harper, Willie | 1 | 0 | 0.0 | 0 | 0 |
| **49ERS** | **9** | **150** | **16.7** | **83t** | **1** |
| **OPPONENTS** | **11** | **130** | **11.8** | **32** | **0** |

| KICKOFF RETURNS | No | Yds | Avg | LG | TD |
|---|---|---|---|---|---|
| *McLemore, Dana* | 16 | 353 | 22.1 | 45 | 0 |
| Lawrence, Amos | 9 | 190 | 21.1 | 30 | 0 |
| Ring, Bill | 6 | 145 | 24.2 | 41 | 0 |
| Ramson,Eason | 2 | 20 | 10.0 | 13 | 0 |
| *Ferrari, Ron* | 2 | 19 | 9.5 | 11 | 0 |
| Moore, Jeff | 1 | 15 | 15.0 | 15 | 0 |
| **49ERS** | **36** | **742** | **20.6** | **45** | **0** |
| **OPPONENTS** | **40** | **857** | **21.4** | **55** | **0** |

| PUNT RETURNS | No | FC | Yds | Avg | LG | TD |
|---|---|---|---|---|---|---|
| *McLemore, Dana* | 7 | 0 | 156 | 22.3 | 93t | 1 |
| Solomon, Freddie | 13 | 1 | 122 | 9.4 | 27 | 0 |
| Hicks, Dwight | 10 | 1 | 54 | 5.4 | 13 | 0 |
| Ring, Bill | 0 | 1 | 0 | 0.0 | 0 | 0 |
| **49ERS** | **30** | **3** | **332** | **11.1** | **93t** | **1** |
| **OPPONENTS** | **20** | **4** | **224** | **11.2** | **67t** | **1** |

| PUNTING | No | Yds | Avg | TB | I–20 | LG | Blk |
|---|---|---|---|---|---|---|---|
| Miller, Jim | 44 | 1,676 | 38.1 | 3 | 11 | 80 | 1 |
| **49ERS** | **44** | **1,676** | **38.1** | **3** | **11** | **80** | **1** |
| **OPPONENTS** | **50** | **2,134** | **42.7** | **5** | **10** | **58** | **0** |

| PASSING | Att | Comp | Pct | Yds | LG | TD | Int | QB |
|---|---|---|---|---|---|---|---|---|
| Montana, Joe | 346 | 213 | 61.6 | 2,613 | 55 | 17 | 11 | 88.0 |
| Francis, Russ | 1 | 1 | 100.0 | 45 | 45 | 0 | 0 | 118.8 |
| Benjamin, Guy | 1 | 1 | 100.0 | 10 | 10 | 0 | 0 | 108.3 |
| **49ERS** | **348** | **215** | **61.8** | **2,668** | **55** | **17** | **11** | **88.6** |
| **OPPONENTS** | **278** | **158** | **56.8** | **1,949** | **46** | **14** | **9** | **82.0** |

## 1983 (10-6/11-7)

### NFC West Champions

### Bill Walsh, Coach

| | | | |
|---|---|---|---|
| L | 17 | Philadelphia (55,775), **SAT**/S–3 | 22 |
| W | 48 | at Minnesota (58,167), **THU**/S–8 | 17 |
| W | 42 | at St. Louis (38,130), S–18 | 27 |
| W | 24 | Atlanta (57,814), S–25 | 20 |
| W | 33 | at New England (54,293), O–2 | 13 |
| L | 7 | Los Angeles Rams (59,119), O–9 | 10 |
| W | 32 | at New Orleans (68,134), O–16 | 13 |
| W | 45 | at Los Angeles Rams (66,070), O–23 | 35 |
| L | 13 | New York Jets (54,796), O–30 | 27 |
| L | 17 | Miami (57,832), N–6 | 20 |
| W | 27 | New Orleans (40,022), N–13 | 0 |
| L | 24 | at Atlanta (32,782), N–20 | 28 |
| L | 3 | at Chicago (40,483), N–27 | 13 |
| W | 35 | Tampa Bay (49,773), D–4 | 21 |
| W | 23 | at Buffalo (38,039), D–11 | 10 |
| W | 42 | Dallas (59,957), **MON**/D–19 | 17 |
| | **432** | | **293** |

### NFC PLAYOFF - DEC. 31

(at San Francisco – Candlestick Park)

| | | | |
|---|---|---|---|
| W | 24 | Detroit (58,386)–**SAT** | 23 |

### NFC CHAMPIONSHIP - JAN. 8

(at Washington, DC – RFK Stadium)

| | | | |
|---|---|---|---|
| L | 21 | Washington (55,363) | 24 |

| TEAM STATISTICS | 49ers | Opp |
|---|---|---|
| TOTAL FIRST DOWNS | 344 | 302 |
| By Rushing | 129 | 98 |
| By Passing | 199 | 181 |
| By Penalties | 16 | 23 |
| TOTAL YARDS GAINED | 6,054 | 5,189 |
| By Rushing | 2,257 | 1,936 |
| By Passing | 3,797 | 3,253 |
| TOTAL PLAYS FROM SCRIMMAGE | 1,072 | 1,032 |
| Rushes | 511 | 449 |
| Average Gain Per Rush | 4.4 | 4.3 |
| NET YARDS PASSING | 3,797 | 3,253 |
| Passes Attempted | 528 | 526 |
| Passes Completed | 339 | 322 |
| Percent Completed | 64.2 | 61.2 |
| Had Intercepted | 12 | 24 |
| Times Sacked | 33 | 57 |
| Lost Attempting to Pass | 224 | 448 |
| PUNTS | 65 | 73 |
| Total Yardage of Punts | 2,552 | 2,993 |
| Average Length | 39.3 | 41.0 |
| KICKOFF RETURNS | 52 | 78 |
| Total Yards Returned | 958 | 1,675 |
| Average Length of Return | 18.4 | 21.5 |
| PENALTIES | 89 | 91 |
| Yards Penalized | 695 | 793 |
| FUMBLES | 27 | 39 |
| Own Fumbles Recovered | 8 | 21 |
| Opponents' Fumbles Recovered | 18 | 19 |
| FIELD GOALS | 25 | 17 |
| Field Goals Attempted | 30 | 27 |
| TOTAL POINTS SCORED | 432 | 293 |
| Touchdowns Scored | 51 | 35 |
| Touchdowns Rushing | 17 | 10 |
| Touchdowns Passing | 27 | 23 |
| Touchdown Returns | 7 | 2 |
| Extra Points | 51 | 32 |
| Safeties | 0 | 0 |
| AVG. TIME OF POSSESSION | 30:12 | 29:48 |

| SCORING | TDs | Ru | Pa | Int | Fu | KO | Pu | PAT | FG | S | Pts |
|---|---|---|---|---|---|---|---|---|---|---|---|
| Wersching, Ray | 0 | 0 | 0 | 0 | 0 | 0 | 0 | 51/51 | 25/30 | 0 | 126 |
| *Craig, Roger* | 12 | 8 | 4 | 0 | 0 | 0 | 0 | 0/0 | 0/0 | 0 | 72 |
| Clark, Dwight | 8 | 0 | 8 | 0 | 0 | 0 | 0 | 0/0 | 0/0 | 0 | 48 |
| Tyler, Wendell | 6 | 4 | 2 | 0 | 0 | 0 | 0 | 0/0 | 0/0 | 0 | 36 |
| Francis, Russ | 4 | 0 | 4 | 0 | 0 | 0 | 0 | 0/0 | 0/0 | 0 | 24 |
| Solomon, Freddie | 4 | 0 | 4 | 0 | 0 | 0 | 0 | 0/0 | 0/0 | 0 | 24 |
| Cooper, Earl | 3 | 0 | 3 | 0 | 0 | 0 | 0 | 0/0 | 0/0 | 0 | 18 |

*Rookie Names in Italics*

*(continued)*

| SCORING | TDs | Ru | Pa | Int | Fu | KO | Pu | PAT | FG | S | Pts |
|---|---|---|---|---|---|---|---|---|---|---|---|
| Hicks, Dwight | 2 | 0 | 0 | 2 | 0 | 0 | 0 | 0/0 | 0/0 | 0 | 12 |
| Montana, Joe | 2 | 2 | 0 | 0 | 0 | 0 | 0 | 0/0 | 0/0 | 0 | 12 |
| Ring, Bill | 2 | 2 | 0 | 0 | 0 | 0 | 0 | 0/0 | 0/0 | 0 | 12 |
| Wright, Eric | 2 | 0 | 0 | 2 | 0 | 0 | 0 | 0/0 | 0/0 | 0 | 12 |
| Board, Dwaine | 1 | 0 | 0 | 0 | 1 | 0 | 0 | 0/0 | 0/0 | 0 | 6 |
| Collier, Tim | 1 | 0 | 0 | 1 | 0 | 0 | 0 | 0/0 | 0/0 | 0 | 6 |
| McLemore, Dana | 1 | 0 | 0 | 0 | 0 | 0 | 1 | 0/0 | 0/0 | 0 | 6 |
| Moore, Jeff | 1 | 1 | 0 | 0 | 0 | 0 | 0 | 0/0 | 0/0 | 0 | 6 |
| Nehemiah, Renaldo | 1 | 0 | 1 | 0 | 0 | 0 | 0 | 0/0 | 0/0 | 0 | 6 |
| Ramson, Eason | 1 | 0 | 1 | 0 | 0 | 0 | 0 | 0/0 | 0/0 | 0 | 6 |
| **49ERS** | **51** | **17** | **27** | **5** | **1** | **0** | **1** | **51/51** | **25/30** | **0** | **432** |
| **OPPONENTS** | **35** | **10** | **23** | **1** | **1** | **0** | **1** | **32/33** | **17/27** | **0** | **293** |

| RUSHING | Att | Yds | Avg | LG | TD |
|---|---|---|---|---|---|
| Tyler, Wendell | 176 | 856 | 4.9 | 39 | 4 |
| *Craig, Roger* | 176 | 725 | 4.1 | 71 | 8 |
| Montana, Joe | 61 | 284 | 4.7 | 18 | 2 |
| Ring, Bill | 64 | 254 | 4.0 | 25 | 2 |
| Moore, Jeff | 15 | 43 | 2.9 | 14 | 1 |
| Orosz, Tom | 2 | 39 | 19.5 | 23 | 0 |
| Monroe, Carl | 10 | 23 | 2.3 | 5 | 0 |
| Clark, Dwight | 3 | 18 | 6.0 | 9 | 0 |
| Cavanaugh, Matt | 1 | 8 | 8.0 | 8 | 0 |
| Ramson, Eason | 1 | 3 | 3.0 | 3 | 0 |
| Solomon, Freddie | 1 | 3 | 3.0 | 3 | 0 |
| Benjamin, Guy | 1 | 1 | 1.0 | 1 | 0 |
| **49ERS** | **511** | **2,257** | **4.4** | **71** | **17** |
| **OPPONENTS** | **449** | **1,936** | **4.3** | **49** | **10** |

| RECEIVING | No | Yds | Avg | LG | TD |
|---|---|---|---|---|---|
| Clark, Dwight | 70 | 840 | 12.0 | 46t | 8 |
| *Craig, Roger* | 48 | 427 | 8.9 | 23 | 4 |
| Tyler, Wendell | 34 | 285 | 8.4 | 26 | 2 |
| Francis, Russ | 33 | 357 | 10.8 | 25 | 4 |
| Solomon, Freddie | 31 | 662 | 21.4 | 77t | 4 |
| Wilson, Mike | 30 | 433 | 14.4 | 49 | 0 |
| Ring, Bill | 23 | 182 | 7.9 | 24 | 0 |
| Moore, Jeff | 19 | 206 | 10.8 | 34 | 0 |
| Nehemiah, Renaldo | 17 | 236 | 13.9 | 27 | 1 |
| Ramson, Eason | 17 | 125 | 7.4 | 16 | 1 |
| Cooper, Earl | 15 | 207 | 13.8 | 73t | 3 |
| *Monroe, Carl* | 2 | 61 | 30.5 | 50 | 0 |
| **49ERS** | **339** | **4,021** | **11.9** | **77t** | **27** |
| **OPPONENTS** | **322** | **3,701** | **11.5** | **76t** | **23** |

| INTERCEPTIONS | No | Yds | Avg | LG | TD |
|---|---|---|---|---|---|
| Wright, Eric | 7 | 164 | 23.4 | 60t | 2 |
| Williamson, Carlton | 4 | 51 | 12.8 | 26 | 0 |
| Lott, Ronnie | 4 | 22 | 5.5 | 22 | 0 |
| Collier, Tim | 3 | 32 | 10.7 | 32t | 1 |
| Hicks, Dwight | 2 | 102 | 51.0 | 62t | 2 |
| Leopold, Bobby | 2 | 13 | 6.5 | 9 | 0 |
| Harper, Willie | 1 | 37 | 37.0 | 37 | 0 |
| Pillers, Lawrence | 1 | 16 | 16.0 | 16 | 0 |
| **49ERS** | **24** | **437** | **18.2** | **62t** | **5** |
| **OPPONENTS** | **12** | **168** | **14.0** | **43t** | **1** |

| KICKOFF RETURNS | No | Yds | Avg | LG | TD |
|---|---|---|---|---|---|
| McLemore, Dana | 30 | 576 | 19.2 | 39 | 0 |
| *Monroe, Carl* | 8 | 152 | 19.0 | 32 | 0 |
| Moore, Jeff | 7 | 117 | 16.7 | 46 | 0 |
| Ring, Bill | 4 | 68 | 17.0 | 18 | 0 |
| Cooper, Earl | 3 | 45 | 15.0 | 20 | 0 |
| **49ERS** | **52** | **958** | **18.4** | **46** | **0** |
| **OPPONENTS** | **78** | **1,675** | **21.5** | **50** | **0** |

| PUNT RETURNS | No | FC | Yds | Avg | LG | TD |
|---|---|---|---|---|---|---|
| McLemore, Dana | 31 | 6 | 331 | 10.7 | 56t | 1 |
| Solomon, Freddie | 5 | 3 | 34 | 6.8 | 11 | 0 |
| **49ERS** | **36** | **9** | **365** | **10.1** | **56t** | **1** |
| **OPPONENTS** | **38** | **7** | **278** | **7.3** | **19** | **0** |

| PUNTING | No | Yds | Avg | TB | I–20 | LG | Blk |
|---|---|---|---|---|---|---|---|
| Orosz, Tom | 65 | 2,552 | 39.3 | 6 | 16 | 61 | 1 |
| **49ERS** | **65** | **2,552** | **38.7** | **6** | **17** | **61** | **1** |
| **OPPONENTS** | **73** | **2,993** | **40.5** | **9** | **15** | **60** | **1** |

| PASSING | Att | Comp | Pct | Yds | LG | TD | Int | QB |
|---|---|---|---|---|---|---|---|---|
| Montana, Joe | 515 | 332 | 64.5 | 3,910 | 77t | 26 | 12 | 94.5 |
| Benjamin, Guy | 12 | 7 | 58.3 | 111 | 73t | 1 | 0 | 117.0 |
| Clark, Dwight | 1 | 0 | 0.0 | 0 | 0 | 0 | 0 | 39.6 |
| **49ERS** | **528** | **339** | **64.2** | **4,021** | **77t** | **27** | **12** | **94.9** |
| **OPPONENTS** | **526** | **322** | **61.2** | **3,701** | **76t** | **23** | **24** | **78.0** |

## 1984 (15-1/18-1)

### NFC West Champions – World Champions

### Bill Walsh, Coach

| | | | |
|---|---|---|---|
| W | 30 | at Detroit (56,782), S–2 | 27 |
| W | 37 | Washington (59,707), **MON**/S–10 | 31 |
| W | 30 | New Orleans (57,611), S–16 | 20 |
| W | 21 | at Philadelphia (62,771), S–23 | 9 |
| W | 14 | Atlanta (57,990), S–30 | 5 |
| W | 31 | at New York Giants (76,112), **MON**/O–8 | 10 |
| L | 17 | Pittsburgh (59,110), O–14 | 20 |
| W | 34 | at Houston (39,900), O–21 | 21 |
| W | 33 | at Los Angeles Rams (65,481), O–28 | 0 |
| W | 23 | Cincinnati (58,234), N–4 | 17 |
| W | 41 | at Cleveland (60,092), N–11 | 7 |
| W | 24 | Tampa Bay (57,704), N–18 | 17 |
| W | 35 | at New Orleans (65,177), N–25 | 3 |
| W | 35 | at Atlanta (29,644), D–2 | 17 |
| W | 51 | Minnesota (56,670), **SAT**/D–8 | 7 |
| W | 19 | Los Angeles Rams (59,743), **FRI**/D–14 | 16 |
| | **475** | | **227** |

### NFC PLAYOFF - DEC. 29

(at San Francisco – Candlestick Park)

| | | | |
|---|---|---|---|
| W | 21 | New York Giants (60,303)–**SAT** | 10 |

### NFC CHAMPIONSHIP - JAN. 6

(at San Francisco – Candlestick Park)

| | | | |
|---|---|---|---|
| W | 23 | Chicago (61,040) | 0 |

### SUPER BOWL XIX - JAN. 20

(at Palo Alto, California – Stanford Stadium)

| | | | |
|---|---|---|---|
| W | 38 | Miami (84,059) | 16 |

| TEAM STATISTICS | 49ers | Opp |
|---|---|---|
| TOTAL FIRST DOWNS | 356 | 302 |
| By Rushing | 138 | 101 |
| By Passing | 204 | 173 |
| By Penalties | 14 | 28 |
| TOTAL YARDS GAINED | 6,366 | 5,176 |
| By Rushing | 2,465 | 1,795 |
| By Passing | 3,901 | 3,381 |
| TOTAL PLAYS FROM SCRIMMAGE | 1,057 | 1,029 |
| Rushes | 534 | 432 |
| Average Gain Per Rush | 4.6 | 4.2 |
| NET YARDS PASSING | 3,901 | 3,381 |
| Passes Attempted | 496 | 546 |
| Passes Completed | 312 | 298 |
| Percent Completed | 62.9 | 54.6 |
| Had Intercepted | 10 | 25 |
| Times Sacked | 27 | 51 |
| Lost Attempting to Pass | 178 | 363 |
| PUNTS | 61 | 80 |
| Total Yardage of Punts | 2,536 | 3,239 |
| Average Length | 41.6 | 40.5 |
| KICKOFF RETURNS | 47 | 78 |
| Total Yards Returned | 1,039 | 1,499 |
| Average Length of Return | 22.1 | 19.2 |
| PENALTIES | 100 | 91 |
| Yards Penalized | 884 | 723 |
| FUMBLES | 26 | 28 |
| Own Fumbles Recovered | 14 | 15 |
| Opponents' Fumbles Recovered | 13 | 12 |
| FIELD GOALS | 25 | 19 |
| Field Goals Attempted | 35 | 25 |
| TOTAL POINTS SCORED | 475 | 227 |
| Touchdowns Scored | 57 | 24 |
| Touchdowns Rushing | 21 | 10 |
| Touchdowns Passing | 32 | 14 |
| Touchdown Returns | 4 | 0 |
| Extra Points | 56 | 19 |
| Safeties | 1 | 1 |
| AVG. TIME OF POSSESSION | 30:26 | 29:34 |

| SCORING | TDs | Ru | Pa | Int | Fu | KO | Pu | PAT | FG | S | Pts |
|---|---|---|---|---|---|---|---|---|---|---|---|
| Wersching, Ray | 0 | 0 | 0 | 0 | 0 | 0 | 0 | 56/56 | 25/35 | 0 | 131 |
| Solomon, Freddie | 11 | 1 | 10 | 0 | 0 | 0 | 0 | 0/0 | 0/0 | 0 | 66 |
| Craig, Roger | 10 | 7 | 3 | 0 | 0 | 0 | 0 | 0/0 | 0/0 | 0 | 60 |
| Tyler, Wendell | 9 | 7 | 2 | 0 | 0 | 0 | 0 | 0/0 | 0/0 | 0 | 54 |
| Clark, Dwight | 6 | 0 | 6 | 0 | 0 | 0 | 0 | 0/0 | 0/0 | 0 | 36 |
| Cooper, Earl | 4 | 0 | 4 | 0 | 0 | 0 | 0 | 0/0 | 0/0 | 0 | 24 |
| Ring, Bill | 3 | 3 | 0 | 0 | 0 | 0 | 0 | 0/0 | 0/0 | 0 | 18 |
| Francis, Russ | 2 | 0 | 2 | 0 | 0 | 0 | 0 | 0/0 | 0/0 | 0 | 12 |
| McLemore, Dana | 2 | 0 | 0 | 1 | 0 | 0 | 0 | 0/0 | 0/0 | 0 | 12 |

*Rookie Names in Italics*

*(continued)*

| SCORING | TDs | Ru | Pa | Int | Fu | KO | Pu | PAT | FG | S | Pts |
|---|---|---|---|---|---|---|---|---|---|---|---|
| +Montana, Joe | 2 | 2 | 0 | 0 | 0 | 0 | 0 | 0/1 | 0/0 | 0 | 12 |
| Nehemiah, Renaldo | 2 | 0 | 2 | 0 | 0 | 0 | 0 | 0/0 | 0/0 | 0 | 12 |
| Johnson, Gary | 1 | 0 | 0 | 0 | 1 | 0 | 0 | 0/0 | 0/0 | 1 | 8 |
| *Frank, John* | 1 | 0 | 1 | 0 | 0 | 0 | 0 | 0/0 | 0/0 | 0 | 6 |
| *Harmon, Derrick* | 1 | 1 | 0 | 0 | 0 | 0 | 0 | 0/0 | 0/0 | 0 | 6 |
| Monroe, Carl | 1 | 0 | 1 | 0 | 0 | 0 | 0 | 0/0 | 0/0 | 0 | 6 |
| *Shell, Todd* | 1 | 0 | 0 | 1 | 0 | 0 | 0 | 0/0 | 0/0 | 0 | 6 |
| Wilson, Mike | 1 | 0 | 1 | 0 | 0 | 0 | 0 | 0/0 | 0/0 | 0 | 6 |
| **49ERS** | **57** | **21** | **32** | **2** | **1** | **0** | **1** | **56/57** | **25/35** | **1** | **475** |
| **OPPONENTS** | **24** | **10** | **14** | **0** | **0** | **0** | **0** | **24/24** | **19/25** | **1** | **227** |

+ incomplete pass on PAT attempt

| RUSHING | Att | Yds | Avg | LG | TD |
|---|---|---|---|---|---|
| Tyler, Wendell | 246 | 1,262 | 5.1 | 40 | 7 |
| Craig, Roger | 155 | 649 | 4.2 | 28 | 7 |
| *Harmon, Derrick* | 39 | 192 | 4.9 | 19 | 1 |
| Ring, Bill | 38 | 162 | 4.3 | 34 | 3 |
| Montana, Joe | 39 | 118 | 3.0 | 15 | 2 |
| Solomon, Freddie | 6 | 72 | 12.0 | 47 | 1 |
| Cooper, Earl | 3 | 13 | 4.3 | 7 | 0 |
| Monroe, Carl | 3 | 13 | 4.3 | 7 | 0 |
| Runager, Max | 1 | –5 | –5.0 | –5 | 0 |
| Cavanaugh, Matt | 4 | –11 | –2.8 | –1 | 0 |
| **49ERS** | **534** | **2,465** | **4.6** | **47** | **21** |
| **OPPONENTS** | **432** | **1,795** | **4.2** | **25** | **10** |

| RECEIVING | No | Yds | Avg | LG | TD |
|---|---|---|---|---|---|
| Craig, Roger | 71 | 675 | 9.5 | 64t | 3 |
| Clark, Dwight | 52 | 880 | 16.9 | 80t | 6 |
| Cooper, Earl | 41 | 459 | 11.2 | 26 | 4 |
| Solomon, Freddie | 40 | 737 | 18.4 | 64t | 10 |
| Tyler, Wendell | 28 | 230 | 8.2 | 26t | 2 |
| Francis, Russ | 23 | 285 | 12.4 | 32 | 2 |
| Nehemiah, Renaldo | 18 | 357 | 19.8 | 59t | 2 |
| Wilson, Mike | 17 | 245 | 14.4 | 44 | 1 |
| Monroe, Carl | 11 | 139 | 12.6 | 47 | 1 |
| *Frank, John* | 7 | 60 | 8.6 | 21 | 1 |
| Ring, Bill | 3 | 10 | 3.3 | 15 | 0 |
| *Harmon, Derrick* | 1 | 2 | 2.0 | 2 | 0 |
| **49ERS** | **312** | **4,079** | **13.1** | **80t** | **32** |
| **OPPONENTS** | **298** | **3,744** | **12.6** | **61** | **14** |

| INTERCEPTIONS | No | Yds | Avg | LG | TD |
|---|---|---|---|---|---|
| Turner, Keena | 4 | 51 | 12.8 | 21 | 0 |
| Lott, Ronnie | 4 | 26 | 6.5 | 15 | 0 |
| *Shell, Todd* | 3 | 81 | 27.0 | 53t | 1 |
| Hicks, Dwight | 3 | 42 | 14.0 | 29 | 0 |
| McLemore, Dana | 2 | 54 | 27.0 | 54t | 1 |
| Williamson, Carlton | 2 | 42 | 21.0 | 26 | 0 |
| *Fahnhorst, Jim* | 2 | 9 | 4.5 | 9 | 0 |
| Wright, Eric | 2 | 0 | 0.0 | 0 | 0 |
| *Fuller, Jeff* | 1 | 38 | 38.0 | 38 | 0 |
| Bunz, Dan | 1 | 2 | 2.0 | 2 | 0 |
| Clark, Mario | 1 | 0 | 0.0 | 0 | 0 |
| **49ERS** | **25** | **345** | **13.8** | **54t** | **2** |
| **OPPONENTS** | **10** | **155** | **15.5** | **43** | **0** |

| KICKOFF RETURNS | No | Yds | Avg | LG | TD |
|---|---|---|---|---|---|
| Monroe, Carl | 27 | 561 | 20.8 | 44 | 0 |
| *Harmon, Derrick* | 13 | 357 | 27.5 | 51 | 0 |
| McLemore, Dana | 3 | 80 | 26.7 | 50 | 0 |
| Ring, Bill | 1 | 27 | 27.0 | 27 | 0 |
| Wilson, Mike | 1 | 14 | 14.0 | 14 | 0 |
| Cooper, Earl | 1 | 0 | 0.0 | 0 | 0 |
| *McIntyre, Guy* | 1 | 0 | 0.0 | 0 | 0 |
| **49ERS** | **47** | **1,039** | **22.1** | **51** | **0** |
| **OPPONENTS** | **78** | **1,499** | **19.2** | **38** | **0** |

| PUNT RETURNS | No | FC | Yds | Avg | LG | TD |
|---|---|---|---|---|---|---|
| McLemore, Dana | 45 | 11 | 521 | 11.6 | 79t | 1 |
| **49ERS** | **45** | **11** | **521** | **11.6** | **79t** | **1** |
| **OPPONENTS** | **30** | **4** | **190** | **6.3** | **25** | **0** |

| PUNTING | No | Yds | Avg | TB | I–20 | LG | Blk |
|---|---|---|---|---|---|---|---|
| Runager, Max | 56 | 2,341 | 41.8 | 12 | 18 | 59 | 1 |
| Orosz, Tom | 5 | 195 | 39.0 | 0 | 1 | 55 | 0 |
| **49ERS** | **61** | **2,536** | **40.9** | **12** | **19** | **59** | **1** |
| **OPPONENTS** | **80** | **3,239** | **40.5** | **4** | **13** | **58** | **1** |

| PASSING | Att | Comp | Pct | Yds | LG | TD | Int | QB |
|---|---|---|---|---|---|---|---|---|
| Montana, Joe | 432 | 279 | 64.6 | 3,630 | 80t | 28 | 10 | 102.9 |
| Cavanaugh, Matt | 61 | 33 | 54.1 | 449 | 51t | 4 | 0 | 99.7 |
| *Harmon, Derrick* | 2 | 0 | 0.0 | 0 | 0 | 0 | 0 | 39.6 |
| Clark, Dwight | 1 | 0 | 0.0 | 0 | 0 | 0 | 0 | 39.6 |
| **49ERS** | **496** | **312** | **62.9** | **4,079** | **80t** | **32** | **10** | **101.9** |
| **OPPONENTS** | **546** | **298** | **54.6** | **3,744** | **61** | **14** | **25** | **65.6** |

## 1985 (10-6/10-7)

### Bill Walsh, Coach

| | | | |
|---|---|---|---|
| L | 21 | at Minnesota (57,375), S–8 | 28 |
| W | 35 | Atlanta (58,923), S–15 | 16 |
| W | 34 | at Los Angeles Raiders (87,006)/, S–22 | 10 |
| L | 17 | New Orleans (58,053), S–29 | 20 |
| W | 38 | at Atlanta (44,740), O–6 | 17 |
| L | 10 | Chicago (60,523), O–13 | 26 |
| L | 21 | at Detroit (67,715), O–20 | 23 |
| W | 28 | at Los Angeles Rams (65,939), O–27 | 14 |
| W | 24 | Philadelphia (58,383), N–3 | 13 |
| L | 16 | at Denver (73,173), **MON**/N–11 | 17 |
| W | 31 | Kansas City (56,447), N–17 | 3 |
| W | 19 | Seattle (57,482), **MON**/N–25 | 6 |
| W | 35 | at Washington (51,321), D–1 | 8 |
| L | 20 | Los Angeles Rams (60,581), **MON**/D–9 | 27 |
| W | 31 | at New Orleans (46,065), D–15 | 19 |
| W | 31 | Dallas (60,114), D–22 | 16 |
| | **411** | | **263** |

### NFC WILD CARD - DEC. 28

(at Meadowlands, N.J. – Giants Stadium)

| | | | |
|---|---|---|---|
| L | 3 | New York Giants (75,842)–**SAT** | 17 |

| TEAM STATISTICS | 49ers | Opp |
|---|---|---|
| TOTAL FIRST DOWNS | 340 | 293 |
| By Rushing | 137 | 89 |
| By Passing | 179 | 183 |
| By Penalties | 24 | 21 |
| TOTAL YARDS GAINED | 5,920 | 5,191 |
| By Rushing | 2,232 | 1,683 |
| By Passing | 3,688 | 3,508 |
| TOTAL PLAYS FROM SCRIMMAGE | 1,069 | 1,116 |
| Rushes | 477 | 435 |
| Average Gain Per Rush | 4.7 | 3.9 |
| NET YARDS PASSING | 3,688 | 3,508 |
| Passes Attempted | 550 | 621 |
| Passes Completed | 331 | 346 |
| Percent Completed | 60.2 | 55.7 |
| Had Intercepted | 14 | 18 |
| Times Sacked | 42 | 60 |
| Lost Attempting to Pass | 299 | 457 |
| PUNTS | 86 | 92 |
| Total Yardage of Punts | 3,422 | 3,644 |
| Average Length | 39.8 | 39.6 |
| KICKOFF RETURNS | 58 | 72 |
| Total Yards Returned | 1,269 | 1,485 |
| Average Length of Return | 21.9 | 20.6 |
| PENALTIES | 105 | 106 |
| Yards Penalized | 868 | 778 |
| FUMBLES | 29 | 31 |
| Own Fumbles Recovered | 9 | 14 |
| Opponents' Fumbles Recovered | 17 | 20 |
| FIELD GOALS | 13 | 27 |
| Field Goals Attempted | 21 | 35 |
| TOTAL POINTS SCORED | 411 | 263 |
| Touchdowns Scored | 53 | 26 |
| Touchdowns Rushing | 20 | 10 |
| Touchdowns Passing | 28 | 11 |
| Touchdown Returns | 5 | 5 |
| Extra Points | 52 | 24 |
| Safeties | 1 | 1 |
| AVG. TIME OF POSSESSION | 28:45 | 31:15 |

| SCORING | TDs | Ru | Pa | Int | Fu | KO | Pu | PAT | FG | S | Pts |
|---|---|---|---|---|---|---|---|---|---|---|---|
| Wersching, Ray | 0 | 0 | 0 | 0 | 0 | 0 | 0 | 52/53 | 13/21 | 0 | 91 |
| Craig, Roger | 15 | 9 | 6 | 0 | 0 | 0 | 0 | 0/0 | 0/0 | 0 | 90 |
| Clark, Dwight | 10 | 0 | 10 | 0 | 0 | 0 | 0 | 0/0 | 0/0 | 0 | 60 |
| Tyler, Wendell | 8 | 6 | 2 | 0 | 0 | 0 | 0 | 0/0 | 0/0 | 0 | 48 |
| *Rice, Jerry* | 4 | 1 | 3 | 0 | 0 | 0 | 0 | 0/0 | 0/0 | 0 | 24 |
| Francis, Russ | 3 | 0 | 3 | 0 | 0 | 0 | 0 | 0/0 | 0/0 | 0 | 18 |
| Montana, Joe | 3 | 3 | 0 | 0 | 0 | 0 | 0 | 0/0 | 0/0 | 0 | 18 |
| Wilson, Mike | 2 | 0 | 2 | 0 | 0 | 0 | 0 | 0/0 | 0/0 | 0 | 12 |
| Frank, John | 1 | 0 | 1 | 0 | 0 | 0 | 0 | 0/0 | 0/0 | 0 | 6 |
| McColl, Milt | 1 | 0 | 0 | 0 | 1 | 0 | 0 | 0/0 | 0/0 | 0 | 6 |
| McIntyre, Guy | 1 | 0 | 0 | 0 | 1 | 0 | 0 | 0/0 | 0/0 | 0 | 6 |

*Rookie Names in Italics*

*(continued)*

| SCORING | TDs | Ru | Pa | Int | Fu | KO | Pu | PAT | FG | S | Pts |
|---|---|---|---|---|---|---|---|---|---|---|---|
| Monroe, Carl | 1 | 0 | 0 | 0 | 0 | 1 | 0 | 0/0 | 0/0 | 0 | 6 |
| Ring, Bill | 1 | 1 | 0 | 0 | 0 | 0 | 0 | 0/0 | 0/0 | 0 | 6 |
| Solomon, Freddie | 1 | 0 | 1 | 0 | 0 | 0 | 0 | 0/0 | 0/0 | 0 | 6 |
| Turner, Keena | 1 | 0 | 0 | 0 | 1 | 0 | 0 | 0/0 | 0/0 | 0 | 6 |
| Williamson, Carlton | 1 | 0 | 0 | 1 | 0 | 0 | 0 | 0/0 | 0/0 | 0 | 6 |
| Harty, John | 0 | 0 | 0 | 0 | 0 | 0 | 0 | 0/0 | 0/0 | 1 | 2 |
| **49ERS** | **53** | **20** | **28** | **1** | **3** | **1** | **0** | **52/53** | **13/21** | **1** | **411** |
| **OPPONENTS*** | **26** | **10** | **11** | **1** | **0** | **1** | **2**** | **24/26** | **27/35** | **1** | **263** |

*ret. blkd FGA **rcvrd blkd punt (1)

| RUSHING | Att | Yds | Avg | LG | TD |
|---|---|---|---|---|---|
| Craig, Roger | 214 | 1,050 | 4.9 | 62t | 9 |
| Tyler, Wendell | 171 | 867 | 5.1 | 30 | 6 |
| Montana, Joe | 42 | 153 | 3.6 | 16 | 3 |
| Harmon, Derrick | 28 | 92 | 3.3 | 17 | 0 |
| *Rice, Jerry* | 6 | 26 | 4.3 | 15t | 1 |
| Ring, Bill | 8 | 23 | 2.9 | 9t | 1 |
| Cooper, Earl | 2 | 12 | 6.0 | 14 | 0 |
| Cavanaugh, Matt | 4 | 5 | 1.3 | 13 | 0 |
| Solomon, Freddie | 2 | 4 | 2.0 | 6 | 0 |
| **49ERS** | **477** | **2,232** | **4.7** | **62t** | **20** |
| **OPPONENTS** | **435** | **1,683** | **3.9** | **41** | **10** |

| RECEIVING | No | Yds | Avg | LG | TD |
|---|---|---|---|---|---|
| Craig, Roger | 92 | 1,016 | 11.0 | 73 | 6 |
| Clark, Dwight | 54 | 705 | 13.1 | 49t | 10 |
| *Rice, Jerry* | 49 | 927 | 18.9 | 66t | 3 |
| Francis, Russ | 44 | 478 | 10.9 | 25 | 3 |
| Solomon, Freddie | 25 | 259 | 10.4 | 39 | 1 |
| Tyler, Wendell | 20 | 154 | 7.7 | 16 | 2 |
| Harmon, Derrick | 14 | 123 | 8.8 | 42 | 0 |
| Wilson, Mike | 10 | 165 | 16.5 | 52t | 2 |
| Monroe, Carl | 10 | 51 | 5.1 | 9 | 0 |
| Frank, John | 7 | 50 | 7.1 | 14 | 1 |
| Cooper, Earl | 4 | 45 | 11.3 | 20 | 0 |
| Ring, Bill | 2 | 14 | 7.0 | 8 | 0 |
| **49ERS** | **331** | **3,987** | **12.0** | **73** | **28** |
| **OPPONENTS** | **346** | **3,965** | **11.5** | **82t** | **11** |

| INTERCEPTIONS | No | Yds | Avg | LG | TD |
|---|---|---|---|---|---|
| Lott, Ronnie | 6 | 68 | 11.3 | 25 | 0 |
| Hicks, Dwight | 4 | 68 | 17.0 | 25 | 0 |
| Williamson, Carlton | 3 | 137 | 45.7 | 82 | 1 |
| Kovach, Jim (N.O./SF) | 1 | 53 | 53.0 | 53 | 0 |
| Shell, Todd | 1 | 33 | 33.0 | 33 | 0 |
| Fuller, Jeff | 1 | 4 | 4.0 | 4 | 0 |
| McLemore, Dana | 1 | 0 | 0.0 | 0 | 0 |
| Walter, Mike | 1 | 0 | 0.0 | 0 | 0 |
| Wright, Eric | 1 | 0 | 0.0 | 0 | 0 |
| **49ERS** | **18** | **310** | **17.2** | **82** | **1** |
| **OPPONENTS** | **14** | **80** | **5.7** | **41t** | **1** |

| KICKOFF RETURNS | No | Yds | Avg | LG | TD |
|---|---|---|---|---|---|
| Monroe, Carl | 28 | 717 | 25.6 | 95t | 1 |
| Harmon, Derrick | 23 | 467 | 20.3 | 37 | 0 |
| McLemore, Dana | 4 | 76 | 19.0 | 26 | 0 |
| *Rice, Jerry* | 1 | 6 | 6.0 | 6 | 0 |
| Lott, Ronnie | 1 | 2 | 2.0 | 2 | 0 |
| Frank, John | 1 | 1 | 1.0 | 1 | 0 |
| **49ERS** | **58** | **1,269** | **21.9** | **95t** | **1** |
| **OPPONENTS** | **72** | **1,485** | **20.6** | **86t** | **1** |

| PUNT RETURNS | No | FC | Yds | Avg | LG | TD |
|---|---|---|---|---|---|---|
| McLemore, Dana | 38 | 14 | 258 | 6.8 | 22 | 0 |
| **49ERS** | **38** | **14** | **258** | **6.8** | **22** | **0** |
| **OPPONENTS** | **33** | **6** | **294** | **8.9** | **63t** | **1** |

| PUNTING | No | Yds | Avg | TB | I–20 | LG | Blk |
|---|---|---|---|---|---|---|---|
| Runager, Max | 86 | 3,422 | 39.8 | 9 | 30 | 57 | 1 |
| **49ERS** | **86** | **3,422** | **39.3** | **9** | **30** | **57** | **1** |
| **OPPONENTS** | **92** | **3,644** | **39.6** | **7** | **23** | **58** | **0** |

| PASSING | Att | Comp | Pct | Yds | LG | TD | Int | QB |
|---|---|---|---|---|---|---|---|---|
| Montana, Joe | 494 | 303 | 61.3 | 3,653 | 73 | 27 | 13 | 91.3 |
| Cavanaugh, Matt | 54 | 28 | 51.9 | 334 | 41t | 1 | 1 | 69.5 |
| Harmon, Derrick | 1 | 0 | 0.0 | 0 | 0 | 0 | 0 | 39.6 |
| Solomon, Freddie | 1 | 0 | 0.0 | 0 | 0 | 0 | 0 | 39.6 |
| **49ERS** | **550** | **331** | **60.2** | **3,987** | **73** | **28** | **14** | **88.8** |
| **OPPONENTS** | **621** | **346** | **55.7** | **3,965** | **82t** | **11** | **18** | **68.9** |

## 1986 (10-5-1/10-6-1)

### NFC West Champions

### Bill Walsh, Coach

| | | | |
|---|---|---|---|
| W | 31 | at Tampa Bay (50,780), S–7 | 7 |
| L | 13 | at Los Angeles Rams (65,195), S–14 | 16 |
| W | 26 | New Orleans (58,297), S–21 | 17 |
| W | 31 | at Miami (70,264), S–28 | 17 |
| W | 35 | Indianapolis (57,252), O–5 | 14 |
| L | 24 | Minnesota (58,637), O–12 | (OT) 27 |
| T | 10 | at Atlanta (55,306), O–19 | (OT) 10 |
| W | 31 | at G.B. in Milwaukee (50,557), O–26 | 17 |
| L | 10 | at New Orleans (52,234), N–2 | 23 |
| W | 43 | St. Louis (59,172), N–9 | 17 |
| L | 6 | at Washington (54,774), **MON**/N–17 | 14 |
| W | 20 | Atlanta (58,747), N–23 | 0 |
| L | 17 | New York Giants (59,777), **MON**/D–1 | 21 |
| W | 24 | New York Jets (58,091), D–7 | 10 |
| W | 29 | at New England (60,787), D–14 | 24 |
| W | 24 | Los Angeles Rams (60,266), **FRI**/D–19 | 14 |
| | **374** | | **247** |

### NFC PLAYOFF - JAN. 4

(at Meadowlands, N.J. – Giants Stadium)

| | | | |
|---|---|---|---|
| L | 3 | New York Giants (76,034) | 49 |

| TEAM STATISTICS | 49ers | Opp |
|---|---|---|
| TOTAL FIRST DOWNS | 346 | 285 |
| By Rushing | 114 | 97 |
| By Passing | 213 | 169 |
| By Penalties | 19 | 19 |
| TOTAL YARDS GAINED | 6,082 | 4,880 |
| By Rushing | 1,986 | 1,555 |
| By Passing | 4,096 | 3,325 |
| TOTAL PLAYS FROM SCRIMMAGE | 1,118 | 1,061 |
| Rushes | 510 | 406 |
| Average Gain Per Rush | 3.9 | 3.8 |
| NET YARDS PASSING | 4,096 | 3,325 |
| Passes Attempted | 582 | 604 |
| Passes Completed | 353 | 324 |
| Percent Completed | 60.7 | 53.6 |
| Had Intercepted | 20 | 39 |
| Times Sacked | 26 | 51 |
| Lost Attempting to Pass | 203 | 448 |
| PUNTS | 85 | 91 |
| Total Yardage of Punts | 3,450 | 3,765 |
| Average Length | 40.6 | 41.4 |
| KICKOFF RETURNS | 42 | 71 |
| Total Yards Returned | 757 | 1,598 |
| Average Length of Return | 18.0 | 22.5 |
| PENALTIES | 95 | 89 |
| Yards Penalized | 691 | 653 |
| FUMBLES | 32 | 31 |
| Own Fumbles Recovered | 23 | 21 |
| Opponents' Fumbles Recovered | 10 | 9 |
| FIELD GOALS | 25 | 15 |
| Field Goals Attempted | 35 | 25 |
| TOTAL POINTS SCORED | 374 | 235 |
| Touchdowns Scored | 43 | 29 |
| Touchdowns Rushing | 16 | 8 |
| Touchdowns Passing | 21 | 18 |
| Touchdown Returns | 6 | 1 |
| Extra Points | 41 | 28 |
| Safeties | 0 | 0 |
| AVG. TIME OF POSSESSION | 30:28 | 29:32 |

| SCORING | TDs | Ru | Pa | Int | Fu | KO | Pu | PAT | FG | S | Pts |
|---|---|---|---|---|---|---|---|---|---|---|---|
| Wersching, Ray | 0 | 0 | 0 | 0 | 0 | 0 | 0 | 41/42 | 25/35 | 0 | 116 |
| Rice, Jerry | 16 | 1 | 15 | 0 | 0 | 0 | 0 | 0/0 | 0/0 | 0 | 96 |
| Craig, Roger | 7 | 7 | 0 | 0 | 0 | 0 | 0 | 0/0 | 0/0 | 0 | 42 |
| Cribbs, Joe | 5 | 5 | 0 | 0 | 0 | 0 | 0 | 0/0 | 0/0 | 0 | 30 |
| Clark, Dwight | 2 | 0 | 2 | 0 | 0 | 0 | 0 | 0/0 | 0/0 | 0 | 12 |
| Frank, John | 2 | 0 | 2 | 0 | 0 | 0 | 0 | 0/0 | 0/0 | 0 | 12 |
| Holmoe, Tom | 2 | 0 | 0 | 2 | 0 | 0 | 0 | 0/0 | 0/0 | 0 | 12 |
| Francis, Russ | 1 | 0 | 1 | 0 | 0 | 0 | 0 | 0/0 | 0/0 | 0 | 6 |
| *Griffin, Don* | 1 | 0 | 0 | 0 | 0 | 0 | 1 | 0/0 | 0/0 | 0 | 6 |
| Harmon, Derrick | 1 | 1 | 0 | 0 | 0 | 0 | 0 | 0/0 | 0/0 | 0 | 6 |
| Lott, Ronnie | 1 | 0 | 0 | 1 | 0 | 0 | 0 | 0/0 | 0/0 | 0 | 6 |
| *McKyer, Tim* | 1 | 0 | 0 | 1 | 0 | 0 | 0 | 0/0 | 0/0 | 0 | 6 |
| Moroski, Mike | 1 | 1 | 0 | 0 | 0 | 0 | 0 | 0/0 | 0/0 | 0 | 6 |
| Nixon, Tory | 1 | 0 | 0 | 1 | 0 | 0 | 0 | 0/0 | 0/0 | 0 | 6 |

*Rookie Names in Italics*

*(continued)*

| SCORING | TDs | Ru | Pa | Int | Fu | KO | Pu | PAT | FG | S | Pts |
|---|---|---|---|---|---|---|---|---|---|---|---|
| *Rathman, Tom* | 1 | 1 | 0 | 0 | 0 | 0 | 0 | 0/0 | 0/0 | 0 | 6 |
| Wilson, Mike | 1 | 0 | 1 | 0 | 0 | 0 | 0 | 0/0 | 0/0 | 0 | 6 |
| **49ERS** | **43** | **16** | **21** | **5** | **0** | **0** | **1** | **41/42** | **25/35** | **0** | **374** |
| **OPPONENTS*** | **27** | **8** | **18** | **0** | **0** | **1** | **1**** | **28/29** | **15/25** | **0** | **235** |

*ret. blkd FGA **rcvrd blkd punt

| RUSHING | Att | Yds | Avg | LG | TD |
|---|---|---|---|---|---|
| Craig, Roger | 204 | 830 | 4.1 | 25 | 7 |
| Cribbs, Joe | 152 | 590 | 3.9 | 19 | 5 |
| *Rathman, Tom* | 33 | 138 | 4.2 | 29t | 1 |
| Tyler, Wendell | 31 | 127 | 4.1 | 14 | 0 |
| Harmon, Derrick | 27 | 77 | 2.9 | 15 | 1 |
| Rice, Jerry | 10 | 72 | 7.2 | 18 | 1 |
| Kemp, Jeff | 15 | 49 | 3.3 | 12 | 0 |
| *Cherry, Tony* | 11 | 42 | 3.8 | 10 | 0 |
| Montana, Joe | 17 | 38 | 2.2 | 17 | 0 |
| Moroski, Mike | 6 | 22 | 3.7 | 12 | 1 |
| Ring, Bill | 3 | 4 | 1.3 | 4 | 0 |
| Frank, John | 1 | –3 | –3.0 | –3 | 0 |
| **49ERS** | **510** | **1,986** | **3.9** | **29t** | **16** |
| **OPPONENTS** | **406** | **1,555** | **3.8** | **36** | **8** |

| RECEIVING | No | Yds | Avg | LG | TD |
|---|---|---|---|---|---|
| Rice, Jerry | 86 | 1,570 | 18.3 | 66t | 15 |
| Craig, Roger | 81 | 624 | 7.7 | 48 | 0 |
| Clark, Dwight | 61 | 794 | 13.0 | 45t | 2 |
| Francis, Russ | 41 | 505 | 12.3 | 52 | 1 |
| Cribbs, Joe | 35 | 346 | 9.9 | 33 | 0 |
| *Rathman, Tom* | 13 | 121 | 9.3 | 14 | 0 |
| Wilson, Mike | 9 | 104 | 11.6 | 18 | 1 |
| Frank, John | 9 | 61 | 6.8 | 17 | 2 |
| Harmon, Derrick | 8 | 78 | 9.8 | 15 | 0 |
| *Crawford, Derrick* | 5 | 70 | 14.0 | 42 | 0 |
| Margerum, Ken | 2 | 12 | 6.0 | 6 | 0 |
| Monroe, Carl | 2 | 6 | 3.0 | 5 | 0 |
| Ring, Bill | 1 | 8 | 8.0 | 8 | 0 |
| **49ERS** | **353** | **4,299** | **12.2** | **66t** | **21** |
| **OPPONENTS** | **324** | **3,773** | **11.7** | **84t** | **18** |

| INTERCEPTIONS | No | Yds | Avg | LG | TD |
|---|---|---|---|---|---|
| Lott, Ronnie | 10 | 134 | 13.4 | 57t | 1 |
| *McKyer, Tim* | 6 | 33 | 5.5 | 21t | 1 |
| Fahnhorst, Jim | 4 | 52 | 13.0 | 46 | 0 |
| Fuller, Jeff | 4 | 44 | 11.0 | 26 | 0 |
| Holmoe, Tom | 3 | 149 | 49.7 | 78t | 2 |
| Williamson, Carlton | 3 | 3 | 1.0 | 2 | 0 |
| *Griffin, Don* | 3 | 0 | 0.0 | 0 | 0 |
| Nixon, Tory | 2 | 106 | 53.0 | 88t | 1 |
| Tuiasosopo, Manu | 1 | 22 | 22.0 | 22 | 0 |
| Cousineau, Tom | 1 | 18 | 18.0 | 18 | 0 |
| Turner, Keena | 1 | 9 | 9.0 | 9 | 0 |
| *Haley, Charles* | 1 | 8 | 8.0 | 8 | 0 |
| **49ERS** | **39** | **578** | **14.8** | **88t** | **5** |
| **OPPONENTS** | **20** | **205** | **10.3** | **57** | **0** |

| KICKOFF RETURNS | No | Yds | Avg | LG | TD |
|---|---|---|---|---|---|
| Crawford, Derrick | 15 | 280 | 18.7 | 34 | 0 |
| Monroe, Carl | 8 | 139 | 17.4 | 25 | 0 |
| *Griffin, Don* | 5 | 97 | 19.4 | 28 | 0 |
| Harmon, Derrick | 4 | 82 | 20.5 | 28 | 0 |
| *Rathman, Tom* | 3 | 66 | 22.0 | 22 | 0 |
| *Cherry, Tony* | 2 | 29 | 14.5 | 17 | 0 |
| Frank, John | 2 | 24 | 12.0 | 16 | 0 |
| *McKyer, Tim* | 1 | 15 | 15.0 | 15 | 0 |
| Ring, Bill | 1 | 15 | 15.0 | 15 | 0 |
| Wilson, Mike | 1 | 10 | 10.0 | 10 | 0 |
| **49ERS** | **42** | **757** | **18.0** | **34** | **0** |
| **OPPONENTS** | **71** | **1,598** | **22.5** | **101t** | **1** |

| PUNT RETURNS | No | FC | Yds | Avg | LG | TD |
|---|---|---|---|---|---|---|
| *Griffin, Don* | 38 | 18 | 377 | 9.9 | 76t | 1 |
| *Crawford, Derrick* | 4 | 0 | 15 | 3.8 | 9 | 0 |
| *McKyer, Tim* | 1 | 1 | 5 | 5.0 | 5 | 0 |
| **49ERS** | **43** | **19** | **397** | **9.2** | **76t** | **1** |
| **OPPONENTS** | **49** | **12** | **373** | **7.6** | **39** | **1** |

| PUNTING | No | Yds | Avg | TB | I–20 | LG | Blk |
|---|---|---|---|---|---|---|---|
| Runager, Max | 83 | 3,450 | 41.6 | 8 | 23 | 62 | 2 |
| **49ERS** | **85** | **3,450** | **40.6** | **8** | **23** | **62** | **2** |
| **OPPONENTS** | **91** | **3,765** | **41.4** | **9** | **20** | **73** | **0** |

| PASSING | Att | Comp | Pct | Yds | LG | TD | Int | QB |
|---|---|---|---|---|---|---|---|---|
| Montana, Joe | 307 | 191 | 62.2 | 2,236 | 48 | 8 | 9 | 80.7 |
| Kemp, Jeff | 200 | 119 | 59.5 | 1,554 | 66t | 11 | 8 | 85.7 |
| Moroski, Mike | 73 | 42 | 57.5 | 493 | 52t | 2 | 3 | 70.2 |
| Rice, Jerry | 2 | 1 | 50.0 | 16 | 16t | 0 | 0 | 77.1 |
| **49ERS** | **582** | **353** | **60.7** | **4,299** | **66t** | **21** | **20** | **81.1** |
| **OPPONENTS** | **604** | **324** | **53.6** | **3,773** | **84t** | **18** | **39** | **55.8** |

## 1987 (13-2/13-3)

### NFC West Champions
### Bill Walsh, Coach

| | | | |
|---|---|---|---|
| L | 17 | at Pittsburgh (55,735), S–13 | 30 |
| W | 27 | at Cincinnati (53,498), S–20 | 26 |
| | | *Philadelphia, S–27 | |
| W | 41 | at New York Giants (16,471), **MON**/O–5 | 21 |
| W | 25 | at Atlanta (8,684), O–11 | 17 |
| W | 34 | St. Louis (38,094), O–18 | 28 |
| W | 24 | at New Orleans (60,497), O–25 | 22 |
| W | 31 | at Los Angeles Rams (55,328), N–1 | 10 |
| W | 27 | Houston (59,740), N–8 | 20 |
| L | 24 | New Orleans (60,436), N–15 | 26 |
| W | 24 | at Tampa Bay (63,211), N–22 | 10 |
| W | 38 | Cleveland (60,243), **SUN**/N–29 | 24 |
| W | 23 | at Green Bay (51,118), D–6 | 12 |
| W | 41 | Chicago (63,509), **MON**/D–14 | 0 |
| W | 35 | Atlanta (54,698), D–20 | 7 |
| W | 48 | Los Angeles Rams (57,953), **SUN**/D–27 | 0 |
| | **459** | | **253** |

### NFC PLAYOFF -JAN. 9

(at San Francisco – Candlestick Park)

| | | | |
|---|---|---|---|
| L | 24 | Minnesota (62,547)–**SAT** | 36 |

* Game canceled due to NFL players' strike.

| TEAM STATISTICS | 49ers | Opp |
|---|---|---|
| TOTAL FIRST DOWNS | 357 | 250 |
| By Rushing | 134 | 95 |
| By Passing | 202 | 132 |
| By Penalties | 21 | 23 |
| TOTAL YARDS GAINED | 5,987 | 4,095 |
| By Rushing | 2,237 | 1,611 |
| By Passing | 3,750 | 2,484 |
| TOTAL PLAYS FROM SCRIMMAGE | 1,054 | 933 |
| Rushes | 524 | 429 |
| Average Gain Per Rush | 4.3 | 3.8 |
| NET YARDS PASSING | 3,750 | 2,484 |
| Passes Attempted | 501 | 467 |
| Passes Completed | 322 | 224 |
| Percent Completed | 64.3 | 48.0 |
| Had Intercepted | 14 | 25 |
| Times Sacked | 29 | 37 |
| Lost Attempting to Pass | 205 | 287 |
| PUNTS | 68 | 72 |
| Total Yardage of Punts | 2,541 | 2,850 |
| Average Length | 37.4 | 39.6 |
| KICKOFF RETURNS | 55 | 76 |
| Total Yards Returned | 1,144 | 1,598 |
| Average Length of Return | 20.8 | 21.0 |
| PENALTIES | 88 | 80 |
| Yards Penalized | 792 | 660 |
| FUMBLES | 25 | 30 |
| Own Fumbles Recovered | 13 | 17 |
| Opponents' Fumbles Recovered | 13 | 12 |
| FIELD GOALS | 16 | 24 |
| Field Goals Attempted | 23 | 35 |
| TOTAL POINTS SCORED | 459 | 253 |
| Touchdowns Scored | 59 | 26 |
| Touchdowns Rushing | 11 | 8 |
| Touchdowns Passing | 44 | 13 |
| Touchdown Returns | 4 | 5 |
| Extra Points | 55 | 25 |
| Safeties | 1 | 0 |
| AVG. TIME OF POSSESSION | 31:43 | 28:17 |

| SCORING | TDs | Ru | Pa | Int | Fu | KO | Pu | PAT | FG | S | Pts |
|---|---|---|---|---|---|---|---|---|---|---|---|
| Rice, Jerry | 23 | 1 | 22 | 0 | 0 | 0 | 0 | 0/0 | 0/0 | 0 | 138 |
| Wersching, Ray | 0 | 0 | 0 | 0 | 0 | 0 | 0 | 44/46 | 13/17 | 0 | 83 |
| Clark, Dwight | 5 | 0 | 5 | 0 | 0 | 0 | 0 | 0/0 | 0/0 | 0 | 30 |
| Wilson, Mike | 5 | 0 | 5 | 0 | 0 | 0 | 0 | 0/0 | 0/0 | 0 | 30 |
| Craig, Roger | 4 | 3 | 1 | 0 | 0 | 0 | 0 | 0/0 | 0/0 | 0 | 24 |
| Rathman, Tom | 4 | 1 | 3 | 0 | 0 | 0 | 0 | 0/0 | 0/0 | 0 | 24 |
| *Brockhaus, Jeff* | 0 | 0 | 0 | 0 | 0 | 0 | 0 | 11/13 | 3/6 | 0 | 20 |
| Frank, John | 3 | 0 | 3 | 0 | 0 | 0 | 0 | 0/0 | 0/0 | 0 | 18 |
| *Heller, Ron* | 3 | 0 | 3 | 0 | 0 | 0 | 0 | 0/0 | 0/0 | 0 | 18 |
| Cribbs, Joe | 2 | 1 | 0 | 0 | 0 | 1 | 0 | 0/0 | 0/0 | 0 | 12 |
| Cherry, Tony | 1 | 1 | 0 | 0 | 0 | 0 | 0 | 0/0 | 0/0 | 0 | 6 |
| Greer, Terry | 1 | 0 | 1 | 0 | 0 | 0 | 0 | 0/0 | 0/0 | 0 | 6 |
| McLemore, Dana | 1 | 0 | 0 | 0 | 0 | 0 | 1 | 0/0 | 0/0 | 0 | 6 |
| Monroe, Carl | 1 | 0 | 1 | 0 | 0 | 0 | 0 | 0/0 | 0/0 | 0 | 6 |
| Montana, Joe | 1 | 1 | 0 | 0 | 0 | 0 | 0 | 0/0 | 0/0 | 0 | 6 |
| Rodgers, Del | 1 | 1 | 0 | 0 | 0 | 0 | 0 | 0/0 | 0/0 | 0 | 6 |
| *Stevens, Mark* | 1 | 1 | 0 | 0 | 0 | 0 | 0 | 0/0 | 0/0 | 0 | 6 |
| *Taylor, John* | 1 | 0 | 0 | 0 | 1 | 0 | 0 | 0/0 | 0/0 | 0 | 6 |
| Wells, Mike | 1 | 0 | 0 | 0 | 0 | 0 | 1* | 0/0 | 0/0 | 0 | 6 |
| Young, Steve | 1 | 1 | 0 | 0 | 0 | 0 | 0 | 0/0 | 0/0 | 0 | 6 |
| Fuller, Jeff | 0 | 0 | 0 | 0 | 0 | 0 | 0 | 0/0 | 0/0 | 1 | 2 |
| **49ERS** | **59** | **11** | **44** | **0** | **1** | **1** | **2** | **55/59** | **16/23** | **1** | **459** |
| **OPPONENTS**** | **26** | **8** | **13** | **0** | **3** | **0** | **1*** | **25/26** | **24/35** | **0** | **253** |

*returned blocked punt **recovered blocked punt

*Rookie Names in Italics*

| RUSHING | Att | Yds | Avg | LG | TD |
|---|---|---|---|---|---|
| Craig, Roger | 215 | 815 | 3.8 | 25 | 3 |
| Cribbs, Joe | 70 | 300 | 4.3 | 20 | 1 |
| Rathman, Tom | 62 | 257 | 4.2 | 35 | 1 |
| Young, Steve | 26 | 190 | 7.3 | 29t | 1 |
| Montana, Joe | 35 | 141 | 4.0 | 20 | 1 |
| Sydney, Harry | 29 | 125 | 4.3 | 15 | 0 |
| *Varajon, Mike* | 18 | 82 | 4.6 | 11 | 0 |
| Cherry, Tony | 13 | 65 | 5.0 | 16 | 1 |
| Rice, Jerry | 8 | 51 | 6.4 | 17 | 1 |
| Hardy, Andre | 7 | 48 | 6.9 | 14 | 0 |
| Rodgers, Del | 11 | 46 | 4.2 | 15 | 1 |
| *Stevens, Mark* | 10 | 45 | 4.5 | 16 | 1 |
| *DuBose, Doug* | 10 | 33 | 3.3 | 11 | 0 |
| Monroe, Carl | 2 | 26 | 13.0 | 17 | 0 |
| *Flagler, Terrence* | 6 | 11 | 1.8 | 5 | 0 |
| Frank, John | 1 | 2 | 2.0 | 2 | 0 |
| *Blount, Ed* | 1 | 0 | 0.0 | 0 | 0 |
| **49ERS** | **524** | **2,237** | **4.3** | **35** | **11** |
| **OPPONENTS** | **429** | **1,611** | **3.8** | **57** | **8** |

| RECEIVING | No | Yds | Avg | LG | TD |
|---|---|---|---|---|---|
| Craig, Roger | 66 | 492 | 7.5 | 35t | 1 |
| Rice, Jerry | 65 | 1,078 | 16.6 | 57t | 22 |
| Rathman, Tom | 30 | 329 | 11.0 | 29 | 3 |
| Wilson, Mike | 29 | 450 | 15.5 | 46t | 5 |
| Frank, John | 26 | 296 | 11.4 | 27 | 3 |
| Clark, Dwight | 24 | 290 | 12.1 | 40t | 5 |
| Francis, Russ | 22 | 202 | 9.2 | 19 | 0 |
| *Heller, Ron* | 12 | 165 | 13.8 | 39t | 3 |
| *Taylor, John* | 9 | 151 | 16.8 | 34 | 0 |
| Cribbs, Joe | 9 | 70 | 7.8 | 16 | 0 |
| Greer, Terry | 6 | 111 | 18.5 | 50 | 1 |
| *Gladney, Tony* | 4 | 60 | 15.0 | 19 | 0 |
| *DuBose, Doug* | 4 | 37 | 9.3 | 14 | 0 |
| Monroe, Carl | 3 | 66 | 22.0 | 39t | 1 |
| *Varajon, Mike* | 3 | 25 | 8.3 | 12 | 0 |
| Rodgers, Del | 2 | 45 | 22.5 | 24 | 0 |
| *Jones, Brent* | 2 | 35 | 17.5 | 22 | 0 |
| *Flagler, Terrence* | 2 | 28 | 14.0 | 24 | 0 |
| Dressel, Chris | 1 | 8 | 8.0 | 8 | 0 |
| Hardy, Andre | 1 | 7 | 7.0 | 7 | 0 |
| Margerum, Ken | 1 | 7 | 7.0 | 7 | 0 |
| Sydney, Harry | 1 | 3 | 3.0 | 3 | 0 |
| **49ERS** | **322** | **3,955** | **12.3** | **57t** | **44** |
| **OPPONENTS** | **224** | **2,771** | **12.4** | **63t** | **13** |

| INTERCEPTIONS | No | Yds | Avg | LG | TD |
|---|---|---|---|---|---|
| Lott, Ronnie | 5 | 62 | 12.4 | 34 | 0 |
| Griffin, Don | 5 | 1 | 0.2 | 1 | 0 |
| McLemore, Dana | 2 | 35 | 17.5 | 25 | 0 |
| McKyer, Tim | 2 | 0 | 0.0 | 0 | 0 |
| *Courtney, Matt* | 1 | 30 | 30.0 | 30 | 0 |
| Williamson, Carlton | 1 | 17 | 17.0 | 17 | 0 |
| Walter, Mike | 1 | 16 | 16.0 | 16 | 0 |
| Turner, Keena | 1 | 15 | 15.0 | 15 | 0 |
| *Martin, Derrick* | 1 | 12 | 12.0 | 12 | 0 |
| Cousineau, Tom | 1 | 11 | 11.0 | 11 | 0 |
| Nixon, Tory | 1 | 5 | 5.0 | 5 | 0 |
| Shell, Todd | 1 | 1 | 1.0 | 1 | 0 |
| Fahnhorst, Jim | 1 | 0 | 0.0 | 0 | 0 |
| Holmoe, Tom | 1 | 0 | 0.0 | 0 | 0 |
| McColl, Milt | 1 | 0 | 0.0 | 0 | 0 |
| **49ERS** | **25** | **205** | **8.2** | **34** | **0** |
| **OPPONENTS** | **14** | **258** | **18.4** | **38** | **0** |

| KICKOFF RETURNS | No | Yds | Avg | LG | TD |
|---|---|---|---|---|---|
| Rodgers, Del | 17 | 358 | 21.1 | 50 | 0 |
| Cribbs, Joe | 13 | 327 | 25.2 | 92t | 1 |
| Sydney, Harry | 12 | 243 | 20.3 | 30 | 0 |
| Monroe, Carl | 5 | 91 | 18.2 | 24 | 0 |
| *Flagler, Terrence* | 3 | 31 | 10.3 | 16 | 0 |
| Rathman, Tom | 2 | 37 | 18.5 | 21 | 0 |
| McLemore,Dana | 1 | 23 | 23.0 | 23 | 0 |
| *Henley, Thomas* | 1 | 21 | 21.0 | 21 | 0 |
| *Varajon, Mike* | 1 | 13 | 13.0 | 13 | 0 |
| **49ERS** | **55** | **1,144** | **20.8** | **92t** | **1** |
| **OPPONENTS** | **76** | **1,598** | **21.0** | **97t** | **1** |

| PUNT RETURNS | No | FC | Yds | Avg | LG | TD |
|---|---|---|---|---|---|---|
| McLemore, Dana | 21 | 7 | 265 | 12.6 | 83t | 1 |
| Griffin, Don | 9 | 2 | 79 | 8.8 | 29 | 0 |
| *Martin, Derrick* | 2 | 0 | 12 | 6.0 | 9 | 0 |
| *Pollard, Darryl* | 1 | 0 | 0 | 0.0 | 0 | 0 |
| *Taylor, John* | 1 | 0 | 9 | 9.0 | 9 | 0 |
| **49ERS** | **34** | **9** | **365** | **10.7** | **83t** | **1** |
| **OPPONENTS** | **29** | **10** | **195** | **6.7** | **26** | **1** |

| PUNTING | No | Yds | Avg | TB | I–20 | LG | Blk |
|---|---|---|---|---|---|---|---|
| Runager, Max | 55 | 2,157 | 39.2 | 7 | 13 | 56 | 1 |
| Asmus, Jim | 12 | 384 | 32.0 | 1 | 3 | 51 | 0 |
| **49ERS** | **67** | **2,541** | **37.4** | **8** | **16** | **56** | **1** |
| **OPPONENTS** | **72** | **2,850** | **39.6** | **6** | **13** | **68** | **1** |

| PASSING | Att | Comp | Pct | Yds | LG | TD | Int | QB |
|---|---|---|---|---|---|---|---|---|
| Montana, Joe | 398 | 266 | 66.8 | 3,054 | 57t | 31 | 13 | 102.1 |
| Young, Steve | 69 | 37 | 53.6 | 570 | 50t | 10 | 0 | 120.8 |
| Gagliano, Bob | 29 | 16 | 55.2 | 229 | 50 | 1 | 1 | 78.1 |
| *Stevens, Mark* | 4 | 2 | 50.0 | 52 | 39t | 1 | 0 | 135.4 |
| Sydney, Harry | 1 | 1 | 100.0 | 50 | 50t | 1 | 0 | 158.3 |
| **49ERS** | **501** | **322** | **64.3** | **3,955** | **57t** | **44** | **14** | **106.2** |
| **OPPONENTS** | **467** | **224** | **48.0** | **2,771** | **63t** | **13** | **25** | **53.8** |

## 1988 (10-6/13-6)

### NFC West Champions – World Champions

### Bill Walsh, Coach

| | | | |
|---|---|---|---|
| W | 34 | at New Orleans (66,357), S–4 | 33 |
| W | 20 | at New York Giants (75,948), S–11 | 17 |
| L | 17 | Atlanta (60,168), S–18 | 34 |
| W | 38 | at Seattle (62,382), S–25 | 7 |
| W | 20 | Detroit (58,285), O–2 | 13 |
| L | 13 | Denver (61,711), O–9 | (OT) 16 |
| W | 24 | at L.A. Rams (65,450), O–16 | 21 |
| L | 9 | at Chicago (65,293), **MON**/O–24 | 10 |
| W | 24 | Minnesota (60,738), O–30 | 21 |
| L | 23 | at Phoenix (64,544), N–6 | 24 |
| L | 3 | L.A. Raiders (54,448), N–13 | 9 |
| W | 37 | Washington (59,268), **MON**/N–21 | 21 |
| W | 48 | at San Diego (51,484), N–27 | 10 |
| W | 13 | at Atlanta (44,048), D–4 | 3 |
| W | 30 | New Orleans (62,977), D–11 | 17 |
| L | 16 | L.A. Rams (62,444), **SUN**/D–18 | 38 |
| | **369** | | **294** |

### NFC PLAYOFF - JAN. 1

(at San Francisco – Candlestick Park)

| | | | |
|---|---|---|---|
| W | 34 | Minnesota (61,848) | 9 |

### NFC CHAMPIONSHIP - JAN. 8

(at Chicago – Soldier Field)

| | | | |
|---|---|---|---|
| W | 28 | at Chicago (66,946) | 3 |

### SUPER BOWL XXIII - JAN. 22

(at Miami – Joe Robbie Stadium)

| | | | |
|---|---|---|---|
| W | 20 | Cincinnati (75,129) | 16 |

| TEAM STATISTICS | 49ers | Opp |
|---|---|---|
| TOTAL FIRST DOWNS | 326 | 277 |
| By Rushing | 141 | 90 |
| By Passing | 167 | 160 |
| By Penalties | 18 | 27 |
| TOTAL YARDS GAINED | 5,900 | 4,575 |
| By Rushing | 2,523 | 1,588 |
| By Passing | 3,377 | 2,987 |
| TOTAL PLAYS FROM SCRIMMAGE | 1,076 | 1,013 |
| Rushes | 527 | 441 |
| Average Gain Per Rush | 4.8 | 3.6 |
| NET YARDS PASSING | 3,377 | 2,987 |
| Passes Attempted | 502 | 530 |
| Passes Completed | 293 | 292 |
| Percent Completed | 58.4 | 55.1 |
| Had Intercepted | 14 | 22 |
| Times Sacked | 47 | 42 |
| Lost Attempting to Pass | 298 | 297 |
| PUNTS | 80 | 86 |
| Total Yardage of Punts | 3,093 | 3,522 |
| Average Length | 38.7 | 41.0 |
| KICKOFF RETURNS | 55 | 73 |
| Total Yards Returned | 978 | 1,362 |
| Average Length of Return | 17.8 | 18.7 |
| PENALTIES | 115 | 76 |
| Yards Penalized | 986 | 603 |
| FUMBLES | 27 | 30 |
| Own Fumbles Recovered | 15 | 16 |
| Opponents' Fumbles Recovered | 14 | 12 |
| FIELD GOALS | 27 | 18 |
| Field Goals Attempted | 38 | 24 |
| TOTAL POINTS SCORED | 369 | 294 |
| Touchdowns Scored | 41 | 34 |
| Touchdowns Rushing | 18 | 8 |
| Touchdowns Passing | 21 | 25 |
| Touchdown Returns | 2 | 1 |
| Extra Points | 40 | 34 |
| Safeties | 1 | 1 |
| AVG. TIME OF POSSESSION | 30:31 | 29:29 |

| SCORING | TDs | Ru | Pa | Int | Fu | KO | Pu | PAT | FG | S | Pts |
|---|---|---|---|---|---|---|---|---|---|---|---|
| *Cofer, Mike* | 0 | 0 | 0 | 0 | 0 | 0 | 0 | 40/41 | 27/38 | 0 | 121 |
| Craig, Roger | 10 | 9 | 1 | 0 | 0 | 0 | 0 | 0/0 | 0/0 | 0 | 60 |
| Rice, Jerry | 10 | 1 | 9 | 0 | 0 | 0 | 0 | 0/0 | 0/0 | 0 | 60 |
| Taylor, John | 4 | 0 | 2 | 0 | 0 | 0 | 2 | 0/0 | 0/0 | 0 | 24 |
| Frank, John | 3 | 0 | 3 | 0 | 0 | 0 | 0 | 0/0 | 0/0 | 0 | 18 |
| Montana, Joe | 3 | 3 | 0 | 0 | 0 | 0 | 0 | 0/0 | 0/0 | 0 | 18 |

*Rookie Names in Italics*

*(continued)*

| SCORING | TDs | Ru | Pa | Int | Fu | KO | Pu | PAT | FG | S | Pts |
|---|---|---|---|---|---|---|---|---|---|---|---|
| Wilson, Mike | 3 | 0 | 3 | 0 | 0 | 0 | 0 | 0/0 | 0/0 | 0 | 18 |
| DuBose, Doug | 2 | 2 | 0 | 0 | 0 | 0 | 0 | 0/0 | 0/0 | 0 | 12 |
| Jones, Brent | 2 | 0 | 2 | 0 | 0 | 0 | 0 | 0/0 | 0/0 | 0 | 12 |
| Rathman, Tom | 2 | 2 | 0 | 0 | 0 | 0 | 0 | 0/0 | 0/0 | 0 | 12 |
| McIntyre, Guy | 1 | 0 | 1 | 0 | 0 | 0 | 0 | 0/0 | 0/0 | 0 | 6 |
| Young, Steve | 1 | 1 | 0 | 0 | 0 | 0 | 0 | 0/0 | 0/0 | 0 | 6 |
| Haley, Charles | 0 | 0 | 0 | 0 | 0 | 0 | 0 | 0/0 | 0/0 | 1 | 2 |
| **49ERS** | **41** | **18** | **21** | **0** | **0** | **0** | **2** | **40/41** | **27/38** | **1** | **369** |
| **OPPONENTS** | **34** | **8** | **25** | **1** | **0** | **0** | **0** | **34/34** | **18/24** | **1** | **294** |

| RUSHING | Att | Yds | Avg | LG | TD |
|---|---|---|---|---|---|
| Craig, Roger | 310 | 1,502 | 4.8 | 46t | 9 |
| Rathman, Tom | 102 | 427 | 4.2 | 26 | 2 |
| Young, Steve | 27 | 184 | 6.8 | 49t | 1 |
| Montana, Joe | 38 | 132 | 3.5 | 15 | 3 |
| DuBose, Doug | 24 | 116 | 4.8 | 37t | 2 |
| Rice, Jerry | 13 | 107 | 8.2 | 29 | 1 |
| Sydney, Harry | 9 | 50 | 5.6 | 13 | 0 |
| Flagler, Terrence | 3 | 5 | 1.7 | 4 | 0 |
| *Helton, Barry* | 1 | 0 | 0.0 | 0 | 0 |
| **49ERS** | **527** | **2,523** | **4.8** | **49t** | **18** |
| **OPPONENTS** | **441** | **1,588** | **3.6** | **36t** | **8** |

| RECEIVING | No | Yds | Avg | LG | TD |
|---|---|---|---|---|---|
| Craig, Roger | 76 | 534 | 7.0 | 22 | 1 |
| Rice, Jerry | 64 | 1,306 | 20.4 | 96t | 9 |
| Rathman, Tom | 42 | 382 | 9.1 | 24 | 0 |
| Wilson, Mike | 33 | 405 | 12.3 | 31 | 3 |
| Frank, John | 16 | 195 | 12.2 | 38 | 3 |
| Taylor, John | 14 | 325 | 23.2 | 73t | 2 |
| Heller, Ron | 14 | 140 | 10.0 | 22 | 0 |
| Greer, Terry | 8 | 120 | 15.0 | 31 | 0 |
| Jones, Brent | 8 | 57 | 7.1 | 18t | 2 |
| DuBose, Doug | 6 | 57 | 9.5 | 13 | 0 |
| Flagler, Terrence | 4 | 72 | 18.0 | 57 | 0 |
| Chandler, Wes | 4 | 33 | 8.3 | 9 | 0 |
| Sydney, Harry | 2 | 18 | 9.0 | 9 | 0 |
| McIntyre, Guy | 1 | 17 | 17.0 | 17t | 1 |
| *Nicholas, Calvin* | 1 | 14 | 14.0 | 14 | 0 |
| **49ERS** | **293** | **3,675** | **12.5** | **96t** | **21** |
| **OPPONENTS** | **292** | **3,284** | **11.3** | **67t** | **25** |

| INTERCEPTIONS | No | Yds | Avg | LG | TD |
|---|---|---|---|---|---|
| McKyer, Tim | 7 | 11 | 1.6 | 7 | 0 |
| Lott, Ronnie | 5 | 59 | 11.8 | 44 | 0 |
| Fuller, Jeff | 4 | 18 | 4.5 | 10 | 0 |
| Holmoe, Tom | 2 | 0 | 0.0 | 0 | 0 |
| Wright, Eric | 2 | –2 | –1.0 | 0 | 0 |
| Turner, Keena | 1 | 2 | 2.0 | 2 | 0 |
| Carter, Michael | 1 | 0 | 0.0 | 0 | 0 |
| **49ERS** | **22** | **88** | **4.0** | **44** | **0** |
| **OPPONENTS** | **14** | **185** | **13.2** | **47t** | **1** |

| KICKOFF RETURNS | No | Yds | Avg | LG | TD |
|---|---|---|---|---|---|
| DuBose, Doug | 32 | 608 | 19.0 | 44 | 0 |
| Taylor, John | 12 | 225 | 18.8 | 29 | 0 |
| Rodgers, Del | 6 | 98 | 16.3 | 24 | 0 |
| Craig, Roger | 2 | 32 | 16.0 | 17 | 0 |
| Sydney, Harry | 1 | 8 | 8.0 | 8 | 0 |
| Thomas, Chuck | 1 | 5 | 5.0 | 5 | 0 |
| Wilson, Mike | 1 | 2 | 2.0 | 2 | 0 |
| **49ERS** | **55** | **978** | **17.8** | **44** | **0** |
| **OPPONENTS** | **73** | **1,362** | **18.7** | **40** | **1** |

| PUNT RETURNS | No | FC | Yds | Avg | LG | TD |
|---|---|---|---|---|---|---|
| Taylor, John | 44 | 7 | 556 | 12.6 | 95t | 2 |
| Chandler, Wes | 6 | 5 | 28 | 4.7 | 13 | 0 |
| Griffin, Don | 4 | 3 | 28 | 7.0 | 10 | 0 |
| **49ERS** | **54** | **15** | **612** | **11.3** | **95t** | **2** |
| **OPPONENTS** | **47** | **10** | **426** | **9.1** | **41** | **0** |

| PUNTING | No | Yds | Avg | TB | I–20 | LG | Blk |
|---|---|---|---|---|---|---|---|
| *Helton, Barry* | 78 | 3,069 | 39.3 | 5 | 22 | 53 | 1 |
| Runager, Max | 1 | 24 | 24.0 | 0 | 0 | 24 | 0 |
| **49ERS** | **79** | **3,093** | **39.2** | **5** | **22** | **53** | **1** |
| **OPPONENTS** | **86** | **3,522** | **41.0** | **5** | **21** | **57** | **0** |

| PASSING | Att | Comp | Pct | Yds | LG | TD | Int | QB |
|---|---|---|---|---|---|---|---|---|
| Montana, Joe | 397 | 238 | 60.0 | 2,981 | 96t | 18 | 10 | 87.9 |
| Young, Steve | 101 | 54 | 53.5 | 680 | 73t | 3 | 3 | 72.2 |
| Rice, Jerry | 3 | 1 | 33.3 | 14 | 14 | 0 | 1 | 9.7 |
| Sydney, Harry | 1 | 0 | 0.0 | 0 | 0 | 0 | 0 | 39.6 |
| **49ERS** | **502** | **293** | **58.4** | **3,675** | **96t** | **21** | **14** | **83.5** |
| **OPPONENTS** | **530** | **292** | **55.1** | **3,284** | **67t** | **25** | **22** | **72.2** |

## 1989 (14-2/17-2)

### NFC West Champions – World Champions

### George Seifert, Coach

| | | | |
|---|---|---|---|
| W | 30 | at Indianapolis (60,111), S–10 | 24 |
| W | 20 | at Tampa Bay (64,087), S–17 | 16 |
| W | 38 | at Philadelphia (66,042), S–24 | 28 |
| L | 12 | Los Angeles Rams (64,250), O–1 | 13 |
| W | 24 | at New Orleans (60,488), O–8 | 20 |
| W | 31 | at Dallas (61,077), O–15 | 14 |
| W | 37 | New England (70,000), O–22+ | 20 |
| W | 23 | at New York Jets (62,805), O–29 | 10 |
| W | 31 | New Orleans (60,667), **MON**/N–6 | 13 |
| W | 45 | Atlanta (59,914), N–12 | 3 |
| L | 17 | Green Bay (62,219), N–19 | 21 |
| W | 34 | New York Giants (63,461), **MON**/N–27 | 24 |
| W | 23 | at Atlanta (43,128), D–3 | 10 |
| W | 30 | at Los Angeles Rams (67,959), **MON**/D–11 | 27 |
| W | 21 | Buffalo (60,927), D–17 | 10 |
| W | 26 | Chicago (60,207), D–24 | 0 |
| | **442** | | **253** |

### NFC PLAYOFF - JAN. 6

(at San Francisco – Candlestick Park)

| | | | |
|---|---|---|---|
| W | 41 | Minnesota (64,585)–**SAT** | 13 |

### NFC CHAMPIONSHIP - JAN. 14

(at San Francisco – Candlestick Park)

| | | | |
|---|---|---|---|
| W | 30 | Los Angeles Rams (64,769) | 3 |

### SUPER BOWL XXIV - JAN. 28

(at New Orleans – Louisiana Superdome)

| | | | |
|---|---|---|---|
| W | 55 | Denver (72,919) | 10 |

+ Game played at Stanford Stadium due to Bay Area earthquake – October 17, 1989

| TEAM STATISTICS | 49ers | Opp |
|---|---|---|
| TOTAL FIRST DOWNS | 350 | 283 |
| By Rushing | 124 | 76 |
| By Passing | 209 | 178 |
| By Penalties | 17 | 29 |
| TOTAL YARDS GAINED | 6,268 | 4,618 |
| By Rushing | 1,966 | 1,383 |
| By Passing | 4,302 | 3,235 |
| TOTAL PLAYS FROM SCRIMMAGE | 1,021 | 979 |
| Rushes | 493 | 372 |
| Average Gain Per Rush | 4.0 | 3.7 |
| NET YARDS PASSING | 4,302 | 3,235 |
| Passes Attempted | 483 | 564 |
| Passes Completed | 339 | 316 |
| Percent Completed | 70.2 | 56.0 |
| Had Intercepted | 11 | 21 |
| Times Sacked | 45 | 43 |
| Lost Attempting to Pass | 282 | 333 |
| PUNTS | 55 | 74 |
| Total Yardage of Punts | 2,226 | 2,875 |
| Average Length | 40.5 | 38.9 |
| KICKOFF RETURNS | 51 | 76 |
| Total Yards Returned | 954 | 1,435 |
| Average Length of Return | 18.7 | 18.9 |
| PENALTIES | 109 | 75 |
| Yards Penalized | 922 | 581 |
| FUMBLES | 32 | 34 |
| Own Fumbles Recovered | 18 | 18 |
| Opponents' Fumbles Recovered | 16 | 14 |
| FIELD GOALS | 29 | 23 |
| Field Goals Attempted | 36 | 31 |
| TOTAL POINTS SCORED | 442 | 253 |
| Touchdowns Scored | 51 | 26 |
| Touchdowns Rushing | 14 | 9 |
| Touchdowns Passing | 35 | 15 |
| Touchdown Returns | 2 | 2 |
| Extra Points | 49 | 26 |
| Safeties | 0 | 1 |
| AVG. TIME OF POSSESSION | 31:45 | 28:15 |

| SCORING | TDs | Ru | Pa | Int | Fu | KO | Pu | PAT | FG | S | Pts |
|---|---|---|---|---|---|---|---|---|---|---|---|
| Cofer, Mike | 0 | 0 | 0 | 0 | 0 | 0 | 0 | 49/51 | 29/36 | 0 | 136 |
| Rice, Jerry | 17 | 0 | 17 | 0 | 0 | 0 | 0 | 0/0 | 0/0 | 0 | 102 |
| Taylor, John | 10 | 0 | 10 | 0 | 0 | 0 | 0 | 0/0 | 0/0 | 0 | 60 |
| Craig, Roger | 7 | 6 | 1 | 0 | 0 | 0 | 0 | 0/0 | 0/0 | 0 | 42 |
| Jones, Brent | 4 | 0 | 4 | 0 | 0 | 0 | 0 | 0/0 | 0/0 | 0 | 24 |
| Montana, Joe | 3 | 3 | 0 | 0 | 0 | 0 | 0 | 0/0 | 0/0 | 0 | 18 |
| Rathman, Tom | 2 | 1 | 1 | 0 | 0 | 0 | 0 | 0/0 | 0/0 | 0 | 12 |

*Rookie Names in Italics*

*(continued)*

| SCORING | TDs | Ru | Pa | Int | Fu | KO | Pu | PAT | FG | S | Pts |
|---|---|---|---|---|---|---|---|---|---|---|---|
| Young, Steve | 2 | 2 | 0 | 0 | 0 | 0 | 0 | 0/0 | 0/0 | 0 | 12 |
| Flagler, Terrence | 1 | 1 | 0 | 0 | 0 | 0 | 0 | 0/0 | 0/0 | 0 | 6 |
| Haley, Charles | 1 | 0 | 0 | 0 | 1 | 0 | 0 | 0/0 | 0/0 | 0 | 6 |
| *Henderson, Keith* | 1 | 1 | 0 | 0 | 0 | 0 | 0 | 0/0 | 0/0 | 0 | 6 |
| *Jackson, Johnny** | 1 | 0 | 0 | 0 | 0 | 0 | 0 | 0/0 | 0/0 | 0 | 6 |
| *Walls, Wesley* | 1 | 0 | 1 | 0 | 0 | 0 | 0 | 0/0 | 0/0 | 0 | 6 |
| Wilson, Mike | 1 | 0 | 1 | 0 | 0 | 0 | 0 | 0/0 | 0/0 | 0 | 6 |
| **49ERS** | **51** | **14** | **35** | **0** | **1** | **0** | **0** | **49/51** | **29/36** | **0** | **442** |
| **OPPONENTS** | **26** | **9** | **15** | **0** | **1** | **0** | **1**** | **26/26** | **23/31** | **1** | **253** |

*ret blkd FGA **rcvrd blkd punt

| RUSHING | Att | Yds | Avg | LG | TD |
|---|---|---|---|---|---|
| Craig, Roger | 271 | 1,054 | 3.9 | 27 | 6 |
| Rathman, Tom | 79 | 305 | 3.9 | 13 | 1 |
| Montana, Joe | 49 | 227 | 4.6 | 19 | 3 |
| Flagler, Terrence | 33 | 129 | 3.9 | 29t | 1 |
| Young, Steve | 38 | 126 | 3.3 | 22 | 2 |
| Sydney, Harry | 9 | 56 | 6.2 | 18 | 0 |
| Rice, Jerry | 5 | 33 | 6.6 | 17 | 0 |
| *Henderson, Keith* | 7 | 30 | 4.3 | 11t | 1 |
| Taylor, John | 1 | 6 | 6.0 | 6 | 0 |
| Helton, Barry | 1 | 0 | 0.0 | 0 | 0 |
| **49ERS** | **493** | **1,966** | **4.0** | **29t** | **14** |
| **OPPONENTS** | **372** | **1,383** | **3.7** | **23** | **9** |

| RECEIVING | No | Yds | Avg | LG | TD |
|---|---|---|---|---|---|
| Rice, Jerry | 82 | 1,483 | 18.1 | 68t | 17 |
| Rathman, Tom | 73 | 616 | 8.4 | 36 | 1 |
| Taylor, John | 60 | 1,077 | 18.0 | 95t | 10 |
| Craig, Roger | 49 | 473 | 9.7 | 44 | 1 |
| Jones, Brent | 40 | 500 | 12.5 | 36t | 4 |
| Wilson, Mike | 9 | 103 | 11.4 | 19 | 1 |
| Sydney, Harry | 9 | 71 | 7.9 | 13 | 0 |
| Flagler, Terrence | 6 | 51 | 8.5 | 30 | 0 |
| *Walls, Wesley* | 4 | 16 | 4.0 | 9 | 1 |
| *Henderson, Keith* | 3 | 130 | 43.3 | 78 | 0 |
| Williams, Jamie | 3 | 38 | 12.7 | 17 | 0 |
| Greer, Terry | 1 | 26 | 26.0 | 26 | 0 |
| **49ERS** | **339** | **4,584** | **13.5** | **95t** | **35** |
| **OPPONENTS** | **316** | **3,568** | **11.3** | **65t** | **15** |

| INTERCEPTIONS | No | Yds | Avg | LG | TD |
|---|---|---|---|---|---|
| Lott, Ronnie | 5 | 34 | 6.8 | 28 | 0 |
| Brooks, Chet | 3 | 31 | 10.3 | 19 | 0 |
| Wright, Eric | 2 | 37 | 18.5 | 23 | 0 |
| *Jackson, Johnny* | 2 | 35 | 17.5 | 19 | 0 |
| Griffn, Don | 2 | 6 | 3.0 | 3 | 0 |
| Turner, Keena | 1 | 42 | 42.0 | 42 | 0 |
| Holmoe, Tom | 1 | 23 | 23.0 | 23 | 0 |
| McKyer, Tim | 1 | 18 | 18.0 | 18 | 0 |
| Romanowski, Bill | 1 | 13 | 13.0 | 13 | 0 |
| Pollard, Darryl | 1 | 12 | 12.0 | 12 | 0 |
| Millen, Matt | 1 | 10 | 10.0 | 10 | 0 |
| DeLong, Keith | 1 | 1 | 1.0 | 1 | 0 |
| **49ERS** | **21** | **262** | **12.5** | **42** | **0** |
| **OPPONENTS** | **11** | **140** | **12.7** | **35** | **0** |

| KICKOFF RETURNS | No | Yds | Avg | LG | TD |
|---|---|---|---|---|---|
| Flagler, Terrence | 32 | 643 | 20.1 | 41 | 0 |
| Tillman, Spencer | 10 | 206 | 20.6 | 60 | 0 |
| Sydney, Harry | 3 | 16 | 5.3 | 16 | 0 |
| Taylor, John | 2 | 51 | 25.5 | 27 | 0 |
| *Henderson, Keith* | 2 | 21 | 10.5 | 13 | 0 |
| Greer, Terry | 1 | 17 | 17.0 | 17 | 0 |
| *Jackson, Johnny* | 1 | 0 | 0.0 | 0 | 0 |
| **49ERS** | **51** | **954** | **18.7** | **60** | **0** |
| **OPPONENTS** | **76** | **1,435** | **18.9** | **37** | **0** |

| PUNT RETURNS | No | FC | Yds | Avg | LG | TD |
|---|---|---|---|---|---|---|
| Taylor, John | 36 | 20 | 417 | 11.6 | 37 | 0 |
| Greer, Terry | 1 | 0 | 3 | 3.0 | 3 | 0 |
| Griffin, Don | 1 | 0 | 9 | 9.0 | 9 | 0 |
| Romanowski, Bill | 1 | 0 | 0 | 0.0 | 0 | 0 |
| **49ERS** | **39** | **20** | **429** | **11.0** | **37** | **0** |
| **OPPONENTS** | **35** | **4** | **361** | **10.3** | **22** | **0** |

| PUNTING | No | Yds | Avg | TB | I–20 | LG | Blk |
|---|---|---|---|---|---|---|---|
| Helton, Barry | 55 | 2,226 | 40.5 | 6 | 13 | 56 | 1 |
| **49ERS** | **55** | **2,226** | **39.8** | **6** | **13** | **56** | **1** |
| **OPPONENTS** | **74** | **2,875** | **38.9** | **4** | **18** | **57** | **0** |

| PASSING | Att | Comp | Pct | Yds | LG | TD | Int | QB |
|---|---|---|---|---|---|---|---|---|
| Montana, Joe | 386 | 271 | 70.2 | 3,521 | 95t | 26 | 8 | 112.4 |
| Young, Steve | 92 | 64 | 69.6 | 1,001 | 50t | 8 | 3 | 120.8 |
| Bono, Steve | 5 | 4 | 80.0 | 62 | 45t | 1 | 0 | 157.9 |
| **49ERS** | **483** | **339** | **70.2** | **4,584** | **95t** | **35** | **11** | **114.8** |
| **OPPONENTS** | **564** | **316** | **56.0** | **3,568** | **65t** | **15** | **21** | **68.5** |

## 1990 (14-2/15-3)

### NFC West Champions

### George Seifert, Coach

| | | | |
|---|---|---|---|
| W | 13 | at New Orleans (68,629), **MON**/S–10 | 12 |
| W | 26 | Washington (64,287), S–16 | 13 |
| W | 19 | Atlanta (62,858), S–23 | 13 |
| – | – | BYE, S–30 | – |
| W | 24 | at Houston (59,931), O–7 | 21 |
| W | 45 | at Atlanta (57,921), O–14 | 35 |
| W | 27 | Pittsburgh (64,301), O–21 | 7 |
| W | 20 | Cleveland (63,672), O–28 | 17 |
| W | 24 | at Green Bay (58,835), N–4 | 20 |
| W | 24 | at Dallas (62,966), **SUN**/N–11 | 6 |
| W | 31 | Tampa Bay (62,221), N–18 | 7 |
| L | 17 | Los Angeles Rams (62,633), N–25 | 28 |
| W | 7 | New York Giants (66,092), **MON**/D–3 | 3 |
| W | 20 | at Cincinnati (60,084), D–9 | (OT) 17 |
| W | 26 | at Los Angeles Rams (65,619), **MON**/D–17 | 10 |
| L | 10 | New Orleans (60,112), D–23 | 13 |
| W | 20 | at Minnesota (51,590), D–30 | 17 |
| | **353** | | **239** |

### NFC PLAYOFF - JAN. 12

(at San Francisco – Candlestick Park)

| | | | |
|---|---|---|---|
| W | 28 | Washington (65,292)–**SAT** | 10 |

### NFC CHAMPIONSHIP - JAN. 20

(at San Francisco – Candlestick Park)

| | | | |
|---|---|---|---|
| L | 13 | New York Giants (66,334) | 15 |

| TEAM STATISTICS | 49ers | Opp |
|---|---|---|
| TOTAL FIRST DOWNS | 324 | 250 |
| By Rushing | 107 | 77 |
| By Passing | 201 | 157 |
| By Penalties | 16 | 16 |
| TOTAL YARDS GAINED | 5,895 | 4,273 |
| By Rushing | 1,718 | 1,258 |
| By Passing | 4,177 | 3,015 |
| TOTAL PLAYS FROM SCRIMMAGE | 1,074 | 919 |
| Rushes | 454 | 353 |
| Average Gain Per Rush | 3.8 | 3.6 |
| NET YARDS PASSING | 4,177 | 3,015 |
| Passes Attempted | 583 | 522 |
| Passes Completed | 360 | 265 |
| Percent Completed | 61.8 | 50.8 |
| Had Intercepted | 16 | 17 |
| Times Sacked | 37 | 44 |
| Lost Attempting to Pass | 194 | 263 |
| PUNTS | 70 | 82 |
| Total Yardage of Punts | 2,537 | 3,280 |
| Average Length | 36.2 | 40.0 |
| KICKOFF RETURNS | 53 | 66 |
| Total Yards Returned | 965 | 1,284 |
| Average Length of Return | 18.2 | 19.5 |
| PENALTIES | 104 | 85 |
| Yards Penalized | 828 | 641 |
| FUMBLES | 24 | 21 |
| Own Fumbles Recovered | 10 | 7 |
| Opponents' Fumbles Recovered | 14 | 14 |
| FIELD GOALS | 24 | 19 |
| Field Goals Attempted | 36 | 23 |
| TOTAL POINTS SCORED | 353 | 239 |
| Touchdowns Scored | 40 | 26 |
| Touchdowns Rushing | 12 | 7 |
| Touchdowns Passing | 28 | 17 |
| Touchdown Returns | 0 | 2 |
| Extra Points | 39 | 26 |
| Safeties | 1 | 0 |
| AVG. TIME OF POSSESSION | 32:49 | 27:11 |

| SCORING | TDs | Ru | Pa | Int | Fu | KO | Pu | PAT | FG | S | Pts |
|---|---|---|---|---|---|---|---|---|---|---|---|
| Cofer, Mike | 0 | 0 | 0 | 0 | 0 | 0 | 0 | 39/39 | 24/36 | 0 | 111 |
| Rice, Jerry | 13 | 0 | 13 | 0 | 0 | 0 | 0 | 0/0 | 0/0 | 0 | 78 |
| Rathman, Tom | 7 | 7 | 0 | 0 | 0 | 0 | 0 | 0/0 | 0/0 | 0 | 42 |
| Taylor, John | 7 | 0 | 7 | 0 | 0 | 0 | 0 | 0/0 | 0/0 | 0 | 42 |
| Jones, Brent | 5 | 0 | 5 | 0 | 0 | 0 | 0 | 0/0 | 0/0 | 0 | 30 |

*Rookie Names in Italics*

*(continued)*

| SCORING | TDs | Ru | Pa | Int | Fu | KO | Pu | PAT | FG | S | Pts |
|---|---|---|---|---|---|---|---|---|---|---|---|
| Sydney, Harry | 3 | 2 | 1 | 0 | 0 | 0 | 0 | 0/0 | 0/0 | 0 | 18 |
| Sherrard, Mike | 2 | 0 | 2 | 0 | 0 | 0 | 0 | 0/0 | 0/0 | 0 | 12 |
| Craig, Roger | 1 | 1 | 0 | 0 | 0 | 0 | 0 | 0/0 | 0/0 | 0 | 6 |
| *Carter, Dexter* | 1 | 1 | 0 | 0 | 0 | 0 | 0 | 0/0 | 0/0 | 0 | 6 |
| Montana, Joe | 1 | 1 | 0 | 0 | 0 | 0 | 0 | 0/0 | 0/0 | 0 | 6 |
| Turner, Keena | 0 | 0 | 0 | 0 | 0 | 0 | 0 | 0/0 | 0/0 | 1 | 2 |
| **49ERS** | **40** | **12** | **28** | **0** | **0** | **0** | **0** | **39/39** | **24/36** | **1** | **353** |
| **OPPONENTS** | **26** | **7** | **17** | **1** | **0** | **0** | **1*** | **26/26** | **19/23** | **0** | **239** |

*ret. blkd punt

| RUSHING | Att | Yds | Avg | LG | TD |
|---|---|---|---|---|---|
| *Carter, Dexter* | 114 | 460 | 4.0 | 74t | 1 |
| Craig, Roger | 141 | 439 | 3.1 | 26 | 1 |
| Rathman, Tom | 101 | 318 | 3.2 | 22 | 7 |
| Sydney, Harry | 35 | 166 | 4.7 | 19 | 2 |
| Montana, Joe | 40 | 162 | 4.1 | 20 | 1 |
| Young, Steve | 15 | 159 | 10.6 | 31 | 0 |
| Henderson, Keith | 6 | 14 | 2.3 | 9 | 0 |
| Rice, Jerry | 2 | 0 | 0.0 | 2 | 0 |
| **49ERS** | **454** | **1,718** | **3.8** | **74t** | **12** |
| **OPPONENTS** | **353** | **1,258** | **3.6** | **27** | **7** |

| RECEIVING | No | Yds | Avg | LG | TD |
|---|---|---|---|---|---|
| Rice, Jerry | 100 | 1,502 | 15.0 | 64t | 13 |
| Jones, Brent | 56 | 747 | 13.3 | 67t | 5 |
| Taylor, John | 49 | 748 | 15.3 | 78t | 7 |
| Rathman, Tom | 48 | 327 | 6.8 | 28 | 0 |
| *Carter, Dexter* | 25 | 217 | 8.7 | 26 | 0 |
| Craig, Roger | 25 | 201 | 8.0 | 31 | 0 |
| Sherrard, Mike | 17 | 264 | 15.5 | 43t | 2 |
| Sydney, Harry | 10 | 116 | 11.6 | 23t | 1 |
| Williams, Jamie | 9 | 54 | 6.0 | 9 | 0 |
| Wilson, Mike | 7 | 89 | 12.7 | 34 | 0 |
| *Lewis, Ron* | 5 | 44 | 8.8 | 14 | 0 |
| Walls, Wesley | 5 | 27 | 5.4 | 11 | 0 |
| Henderson, Keith | 4 | 35 | 8.7 | 9 | 0 |
| **49ERS** | **360** | **4,371** | **12.1** | **78t** | **28** |
| **OPPONENTS** | **265** | **3,278** | **12.4** | **75t** | **17** |

| INTERCEPTIONS | No | Yds | Avg | LG | TD |
|---|---|---|---|---|---|
| Waymer, Dave | 7 | 64 | 9.1 | 24 | 0 |
| Griffin, Don | 3 | 32 | 10.7 | 23 | 0 |
| Lott, Ronnie | 3 | 26 | 8.7 | 15 | 0 |
| *Lewis, Kevin* | 1 | 28 | 28.0 | 28 | 0 |
| Plummer, Bruce (Den/SF) | 1 | 16 | 16.0 | 16 | 0 |
| *Davis, Eric* | 1 | 13 | 13.0 | 13 | 0 |
| Millen, Matt | 1 | 8 | 8.0 | 8 | 0 |
| Pollard, Darryl | 1 | 0 | 0.0 | 0 | 0 |
| **49ERS** | **17** | **171** | **10.1** | **28** | **0** |
| **OPPONENTS** | **16** | **176** | **11.0** | **65t** | **1** |

| KICKOFF RETURNS | No | Yds | Avg | LG | TD |
|---|---|---|---|---|---|
| *Carter, Dexter* | 41 | 783 | 19.1 | 35 | 0 |
| Tillman, Spencer | 6 | 111 | 18.5 | 30 | 0 |
| Sydney, Harry | 2 | 33 | 16.5 | 19 | 0 |
| Williams, Jamie | 2 | 7 | 3.5 | 7 | 0 |
| Walls, Wesley | 1 | 16 | 16.0 | 16 | 0 |
| Griffin, Don | 1 | 15 | 15.0 | 15 | 0 |
| **49ERS** | **53** | **965** | **18.2** | **35** | **0** |
| **OPPONENTS** | **66** | **1,284** | **19.5** | **50** | **0** |

| PUNT RETURNS | No | FC | Yds | Avg | LG | TD |
|---|---|---|---|---|---|---|
| Taylor, John | 26 | 5 | 212 | 8.2 | 30 | 0 |
| Griffin, Don | 16 | 8 | 105 | 6.6 | 20 | 0 |
| *Davis, Eric* | 5 | 3 | 38 | 7.6 | 24 | 0 |
| Wilson, Mike | 1 | 0 | 1 | 1.0 | 1 | 0 |
| **49ERS** | **48** | **16** | **356** | **7.4** | **30** | **0** |
| **OPPONENTS** | **30** | **13** | **215** | **7.2** | **20** | **0** |

| PUNTING | No | Yds | Avg | TB | I–20 | LG | Blk |
|---|---|---|---|---|---|---|---|
| Helton, Barry | 69 | 2,537 | 36.8 | 8 | 15 | 56 | 1 |
| **49ERS** | **70** | **2,537** | **36.2** | **8** | **15** | **56** | **1** |
| **OPPONENTS** | **82** | **3,280** | **40.0** | **6** | **15** | **59** | **0** |

| PASSING | Att | Comp | Pct | Yds | LG | TD | Int | QB |
|---|---|---|---|---|---|---|---|---|
| Montana, Joe | 520 | 321 | 61.7 | 3,944 | 78t | 26 | 16 | 89.0 |
| Young, Steve | 62 | 38 | 61.3 | 427 | 34t | 2 | 0 | 92.6 |
| Helton, Barry | 1 | 1 | 100.0 | 0 | 0 | 0 | 0 | 79.2 |
| **49ERS** | **583** | **360** | **61.8** | **4,371** | **78t** | **28** | **16** | **89.4** |
| **OPPONENTS** | **522** | **265** | **50.8** | **3,278** | **75t** | **17** | **17** | **67.8** |

## 1991 (10-6)

### George Seifert, Coach

| | | | |
|---|---|---|---|
| L | 14 | at New York Giants (76,319), **MON**/S–2 | 16 |
| W | 34 | San Diego (60,753), S–8 | 14 |
| L | 14 | at Minnesota (59,148), S–15 | 17 |
| W | 27 | Los Angeles Rams (63,871), S–22 | 10 |
| L | 6 | at Los Angeles Raiders (91,494), S–29 | 12 |
| – | – | BYE, 0–6 | – |
| L | 34 | Atlanta (57,343), 0–13 | 39 |
| W | 35 | Detroit (61,240), 0–20 | 3 |
| W | 23 | at Philadelphia (65,796), 0–27 | 7 |
| L | 14 | at Atlanta (51,259), N–3 | 17 |
| L | 3 | at New Orleans (68,591), N–10 | 10 |
| W | 14 | Phoenix (50,180), N–17 | 10 |
| W | 33 | at Los Angeles Rams (61,881), **MON**/N–25 | 10 |
| W | 38 | New Orleans (62,092), D–1 | 24 |
| W | 24 | at Seattle (56,711), D–8 | 22 |
| W | 28 | Kansas City (62,672), **SAT**/D–14 | 14 |
| W | 52 | Chicago (60,419), **MON**/D–23 | 14 |
| | **393** | | **239** |

| TEAM STATISTICS | 49ers | Opp |
|---|---|---|
| TOTAL FIRST DOWNS | 336 | 260 |
| By Rushing | 112 | 86 |
| By Passing | 197 | 155 |
| By Penalties | 27 | 19 |
| TOTAL YARDS GAINED | 5,858 | 4,554 |
| By Rushing | 1,861 | 1,512 |
| By Passing | 3,997 | 3,042 |
| TOTAL PLAYS FROM SCRIMMAGE | 986 | 929 |
| Rushes | 440 | 399 |
| Average Gain Per Rush | 4.2 | 3.8 |
| NET YARDS PASSING | 3,997 | 3,042 |
| Passes Attempted | 522 | 499 |
| Passes Completed | 325 | 267 |
| Percent Completed | 62.3 | 53.5 |
| Had Intercepted | 12 | 12 |
| Times Sacked | 24 | 31 |
| Lost Attempting to Pass | 170 | 212 |
| PUNTS | 56 | 82 |
| Total Yardage of Punts | 2,197 | 3,365 |
| Average Length | 39.2 | 41.0 |
| KICKOFF RETURNS | 50 | 66 |
| Total Yards Returned | 1,028 | 1,288 |
| Average Length of Return | 20.6 | 19.5 |
| PENALTIES | 114 | 84 |
| Yards Penalized | 902 | 782 |
| FUMBLES | 33 | 32 |
| Own Fumbles Recovered | 14 | 16 |
| Opponents' Fumbles Recovered | 16 | 19 |
| FIELD GOALS | 14 | 22 |
| Field Goals Attempted | 28 | 25 |
| TOTAL POINTS SCORED | 393 | 239 |
| Touchdowns Scored | 50 | 25 |
| Touchdowns Rushing | 19 | 8 |
| Touchdowns Passing | 29 | 16 |
| Touchdown Returns | 2 | 1 |
| Extra Points | 49 | 23 |
| Safeties | 1 | 0 |
| AVG. TIME OF POSSESSION | 31:34 | 28:26 |

| SCORING | TDs | Ru | Pa | Int | Fu | KO | Pu | PAT | FG | S | Pts |
|---|---|---|---|---|---|---|---|---|---|---|---|
| Cofer, Mike | 0 | 0 | 0 | 0 | 0 | 0 | 0 | 49/50 | 14/28 | 0 | 91 |
| Rice, Jerry | 14 | 0 | 14 | 0 | 0 | 0 | 0 | 0/0 | 0/0 | 0 | 84 |
| Taylor, John | 9 | 0 | 9 | 0 | 0 | 0 | 0 | 0/0 | 0/0 | 0 | 54 |
| Sydney, Harry | 7 | 5 | 2 | 0 | 0 | 0 | 0 | 0/0 | 0/0 | 0 | 42 |
| Rathman, Tom | 6 | 6 | 0 | 0 | 0 | 0 | 0 | 0/0 | 0/0 | 0 | 36 |
| Carter, Dexter | 4 | 2 | 1 | 0 | 0 | 1 | 0 | 0/0 | 0/0 | 0 | 24 |
| Young, Steve | 4 | 4 | 0 | 0 | 0 | 0 | 0 | 0/0 | 0/0 | 0 | 24 |
| Henderson, Keith | 2 | 2 | 0 | 0 | 0 | 0 | 0 | 0/0 | 0/0 | 0 | 12 |
| Sherrard, Mike | 2 | 0 | 2 | 0 | 0 | 0 | 0 | 0/0 | 0/0 | 0 | 12 |
| Griffin, Don | 1 | 0 | 0 | 0 | 1 | 0 | 0 | 0/0 | 0/0 | 0 | 6 |
| Williams, Jamie | 1 | 0 | 1 | 0 | 0 | 0 | 0 | 0/0 | 0/0 | 0 | 6 |
| Jordan, Darin | 0 | 0 | 0 | 0 | 0 | 0 | 0 | 0/0 | 0/0 | 1 | 2 |
| **49ERS** | **50** | **19** | **29** | **0** | **1** | **1** | **0** | **49/50** | **14/28** | **1** | **393** |
| **OPPONENTS** | **25** | **8** | **16** | **0** | **0** | **1** | **0** | **23/25** | **22/25** | **0** | **239** |

*Rookie Names in Italics*

| RUSHING | Att | Yds | Avg | LG | TD |
|---|---|---|---|---|---|
| Henderson, Keith | 137 | 561 | 4.1 | 25 | 2 |
| Young, Steve | 66 | 415 | 6.3 | 21 | 4 |
| Carter, Dexter | 85 | 379 | 4.5 | 53t | 2 |
| Sydney, Harry | 57 | 245 | 4.3 | 32 | 5 |
| Rathman, Tom | 63 | 183 | 2.9 | 16 | 6 |
| Bono, Steve | 17 | 46 | 2.7 | 18 | 0 |
| Tillman, Spencer | 13 | 40 | 3.1 | 8 | 0 |
| Rice, Jerry | 1 | 2 | 2.0 | 2 | 0 |
| Prokop, Joe | 1 | –10 | –10.0 | –10 | 0 |
| **49ERS** | **440** | **1,861** | **4.2** | **53t** | **19** |
| **OPPONENTS** | **399** | **1,512** | **3.8** | **37** | **8** |

| RECEIVING | No | Yds | Avg | LG | TD |
|---|---|---|---|---|---|
| Rice, Jerry | 80 | 1,206 | 15.1 | 73t | 14 |
| Taylor, John | 64 | 1,011 | 15.8 | 97t | 9 |
| Rathman, Tom | 34 | 286 | 8.4 | 32 | 0 |
| Henderson, Keith | 30 | 303 | 10.1 | 23 | 0 |
| Jones, Brent | 27 | 417 | 15.4 | 41 | 0 |
| Sherrard, Mike | 24 | 296 | 12.3 | 31 | 2 |
| Carter, Dexter | 23 | 253 | 11.0 | 26 | 1 |
| Williams, Jamie | 22 | 235 | 10.7 | 21 | 1 |
| Sydney, Harry | 13 | 90 | 6.9 | 19 | 2 |
| Beach, Sanjay | 4 | 43 | 10.8 | 20 | 0 |
| Walls, Wesley | 2 | 24 | 12.0 | 21 | 0 |
| Tillman, Spencer | 2 | 3 | 1.5 | 3 | 0 |
| **49ERS** | **325** | **4,167** | **12.8** | **97t** | **29** |
| **OPPONENTS** | **267** | **3,254** | **12.2** | **51** | **16** |

| INTERCEPTIONS | No | Yds | Avg | LG | TD |
|---|---|---|---|---|---|
| Waymer, Dave | 4 | 77 | 19.3 | 42 | 0 |
| Lewis, Kevin | 2 | 20 | 10.0 | 20 | 0 |
| Jackson, Johnny | 1 | 11 | 11.0 | 11 | 0 |
| Romanowski, Bill | 1 | 7 | 7.0 | 7 | 0 |
| Lee, Mark | 1 | 5 | 5.0 | 5 | 0 |
| Whitmore, David | 1 | 5 | 5.0 | 5 | 0 |
| Bowles, Todd | 1 | 0 | 0.0 | 0 | 0 |
| Griffin, Don | 1 | 0 | 0.0 | 0 | 0 |
| **49ERS** | **12** | **125** | **10.4** | **42** | **0** |
| **OPPONENTS** | **12** | **82** | **6.8** | **37** | **0** |

| KICKOFF RETURNS | No | Yds | Avg | LG | TD |
|---|---|---|---|---|---|
| Carter, Dexter | 37 | 839 | 22.7 | 98t | 1 |
| Tillman, Spencer | 9 | 132 | 14.7 | 27 | 0 |
| Beach, Sanjay | 2 | 37 | 18.5 | 23 | 0 |
| Sydney, Harry | 1 | 13 | 13.0 | 13 | 0 |
| Whitmore, David | 1 | 7 | 7.0 | 7 | 0 |
| **49ERS** | **50** | **1,028** | **20.6** | **98t** | **1** |
| **OPPONENTS** | **66** | **1,288** | **19.5** | **100t** | **0** |

| PUNT RETURNS | No | FC | Yds | Avg | LG | TD |
|---|---|---|---|---|---|---|
| Taylor, John | 31 | 14 | 267 | 8.6 | 24 | 0 |
| Bach, Sanjay | 10 | 0 | 53 | 5.3 | 15 | 0 |
| Lewis, Kevin | 1 | 0 | 0 | 0.0 | 0 | 0 |
| Griffin, Don | 0 | 1 | 0 | 0.0 | 0 | 0 |
| **49ERS** | **42** | **15** | **320** | **7.6** | **24** | **0** |
| **OPPONENTS** | **30** | **6** | **239** | **8.0** | **23** | **0** |

| PUNTING | No | Yds | Avg | TB | I–20 | LG | Blk |
|---|---|---|---|---|---|---|---|
| Prokop, Joe | 40 | 1,541 | 38.5 | 1 | 8 | 58 | 0 |
| Mojsiejenko, Ralf | 16 | 656 | 41.0 | 4 | 0 | 55 | 0 |
| **49ERS** | **56** | **2,197** | **39.2** | **5** | **8** | **58** | **0** |
| **OPPONENTS** | **82** | **3,365** | **41.0** | **10** | **17** | **58** | **0** |

| PASSING | Att | Comp | Pct | Yds | LG | TD | Int | QB |
|---|---|---|---|---|---|---|---|---|
| Young, Steve | 279 | 180 | 64.5 | 2,517 | 97t | 17 | 8 | 101.8 |
| Bono, Steve | 237 | 141 | 59.5 | 1,617 | 78 | 11 | 4 | 88.5 |
| *Musgrave, Bill* | 5 | 4 | 80.0 | 33 | 15t | 1 | 0 | 133.8 |
| Sydney, Harry | 1 | 0 | 0.0 | 0 | 0 | 0 | 0 | 39.6 |
| **49ERS** | **522** | **325** | **62.3** | **4,167** | **97t** | **29** | **12** | **96.2** |
| **OPPONENTS** | **499** | **267** | **53.5** | **3,254** | **51** | **16** | **12** | **74.5** |

## 1992 (14-2/15-3)

### NFC West Champions
### George Seifert, Coach

| | | | |
|---|---|---|---|
| W | 31 | at New York Giants (74,519), S–6 | 14 |
| L | 31 | Buffalo (64,053), S–13 | 34 |
| W | 31 | at New York Jets (71,020), S–20 | 14 |
| W | 16 | at New Orleans (68,591), **SUN**/S–27 | 10 |
| W | 27 | Los Angeles Rams (63,071), O–4 | 24 |
| W | 24 | at New England (54,126), O–11 | 12 |
| W | 56 | Atlanta (63,302), O–18 | 17 |
| – | – | BYE, O–25 | – |
| L | 14 | at Phoenix (47,642), N–1 | 24 |
| W | 41 | at Atlanta (67,404), **MON**/N–9 | 3 |
| W | 21 | New Orleans (64,895), N–15 | 20 |
| W | 27 | at Los Angeles Rams (65,858), N–22 | 10 |
| W | 20 | Philadelphia (63,374), N–29 | 14 |
| W | 27 | Miami (58,474), D–6 | 3 |
| W | 20 | at Minnesota (60,685), D–13 | 17 |
| W | 21 | Tampa Bay (60,519), D–19 | 14 |
| W | 24 | Detroit (55,907), **MON**/D–28 | 6 |
| | **431** | | **236** |

### NFC PLAYOFF - JAN. 9

(at San Francisco – Candlestick Park)

| | | | |
|---|---|---|---|
| W | 20 | Washington (64,991)–**SAT** | 13 |

### NFC CHAMPIONSHIP - JAN. 17

(at San Francisco – Candlestick Park)

| | | | |
|---|---|---|---|
| L | 20 | Dallas (64,920) | 30 |

| TEAM STATISTICS | 49ers | Opp |
|---|---|---|
| TOTAL FIRST DOWNS | 344 | 277 |
| By Rushing | 135 | 90 |
| By Passing | 192 | 174 |
| By Penalties | 17 | 13 |
| TOTAL YARDS GAINED | 6,195 | 4,787 |
| By Rushing | 2,315 | 1,418 |
| By Passing | 3,880 | 3,369 |
| TOTAL PLAYS FROM SCRIMMAGE | 994 | 943 |
| Rushes | 482 | 351 |
| Average Gain Per Rush | 4.8 | 4.0 |
| NET YARDS PASSING | 3,880 | 3,369 |
| Passes Attempted | 480 | 551 |
| Passes Completed | 319 | 320 |
| Percent Completed | 66.5 | 58.1 |
| Had Intercepted | 9 | 17 |
| Times Sacked | 32 | 41 |
| Lost Attempting to Pass | 174 | 273 |
| PUNTS | 49 | 76 |
| Total Yardage of Punts | 1,918 | 3,134 |
| Average Length | 39.1 | 41.2 |
| KICKOFF RETURNS | 42 | 66 |
| Total Yards Returned | 879 | 1,273 |
| Average Length of Return | 20.9 | 19.3 |
| PENALTIES | 80 | 79 |
| Yards Penalized | 636 | 651 |
| FUMBLES | 29 | 23 |
| Own Fumbles Recovered | 16 | 11 |
| Opponents' Fumbles Recovered | 12 | 13 |
| FIELD GOALS | 18 | 16 |
| Field Goals Attempted | 27 | 20 |
| TOTAL POINTS SCORED | 431 | 236 |
| Touchdowns Scored | 54 | 27 |
| Touchdowns Rushing | 22 | 5 |
| Touchdowns Passing | 29 | 20 |
| Touchdown Returns | 3 | 2 |
| Extra Points | 53 | 26 |
| Safeties | 0 | 0 |
| AVG. TIME OF POSSESSION | 32:19 | 27:41 |

| SCORING | TDs | Ru | Pa | Int | Fu | KO | Pu | PAT | FG | S | Pts |
|---|---|---|---|---|---|---|---|---|---|---|---|
| Cofer, Mike | 0 | 0 | 0 | 0 | 0 | 0 | 0 | 53/54 | 18/27 | 0 | 107 |
| Rice, Jerry | 11 | 1 | 10 | 0 | 0 | 0 | 0 | 0/0 | 0/0 | 0 | 66 |
| Watters, Ricky | 11 | 9 | 2 | 0 | 0 | 0 | 0 | 0/0 | 0/0 | 0 | 66 |
| Rathman, Tom | 9 | 5 | 4 | 0 | 0 | 0 | 0 | 0/0 | 0/0 | 0 | 54 |
| Jones, Brent | 4 | 0 | 4 | 0 | 0 | 0 | 0 | 0/0 | 0/0 | 0 | 24 |
| *Lee, Amp* | 4 | 2 | 2 | 0 | 0 | 0 | 0 | 0/0 | 0/0 | 0 | 24 |
| Young, Steve | 4 | 4 | 0 | 0 | 0 | 0 | 0 | 0/0 | 0/0 | 0 | 24 |
| Taylor, John | 3 | 0 | 3 | 0 | 0 | 0 | 0 | 0/0 | 0/0 | 0 | 18 |

*Rookie Names in Italics*

*(continued)*

| SCORING | TDs | Ru | Pa | Int | Fu | KO | Pu | PAT | FG | S | Pts |
|---|---|---|---|---|---|---|---|---|---|---|---|
| Turner, Odessa | 2 | 0 | 2 | 0 | 0 | 0 | 0 | 0/0 | 0/0 | 0 | 12 |
| Carter, Dexter | 1 | 0 | 1 | 0 | 0 | 0 | 0 | 0/0 | 0/0 | 0 | 6 |
| Hanks, Merton | 1 | 0 | 0 | 0 | 0 | 0 | 1 | 0/0 | 0/0 | 0 | 6 |
| Johnson, John | 1 | 0 | 0 | 1 | 0 | 0 | 0 | 0/0 | 0/0 | 0 | 6 |
| Logan, Marc | 1 | 1 | 0 | 0 | 0 | 0 | 0 | 0/0 | 0/0 | 0 | 6 |
| Sherrard, Mike | 1 | 0 | 0 | 0 | 1 | 0 | 0 | 0/0 | 0/0 | 0 | 6 |
| Williams, Jamie | 1 | 0 | 1 | 0 | 0 | 0 | 0 | 0/0 | 0/0 | 0 | 6 |
| **49ERS** | **54** | **22** | **29** | **1** | **1** | **0** | **1** | **53/54** | **18/27** | **0** | **431** |
| **OPPONENTS** | **27** | **5** | **20** | **2** | **0** | **0** | **0** | **26/27** | **16/20** | **0** | **236** |

| RUSHING | Att | Yds | Avg | LG | TD |
|---|---|---|---|---|---|
| Watters, Ricky | 206 | 1,013 | 4.9 | 43 | 9 |
| Young, Steve | 76 | 537 | 7.1 | 39t | 4 |
| *Lee, Amp* | 91 | 362 | 4.0 | 43 | 2 |
| Rathman, Tom | 57 | 194 | 3.4 | 17 | 5 |
| Rice, Jerry | 9 | 58 | 6.4 | 26t | 1 |
| Logan, Marc | 8 | 44 | 5.5 | 26 | 1 |
| Henderson, Keith | 10 | 37 | 3.7 | 9 | 0 |
| Montana, Joe | 3 | 28 | 9.3 | 16 | 0 |
| Bono, Steve | 15 | 23 | 1.5 | 19 | 0 |
| Taylor, John | 1 | 10 | 10.0 | 10 | 0 |
| Carter, Dexter | 4 | 9 | 2.3 | 6 | 0 |
| Wilmsmeyer, Klaus | 2 | 0 | 0.0 | 10 | 0 |
| **49ERS** | **482** | **2,315** | **4.8** | **43** | **22** |
| **OPPONENTS** | **351** | **1,418** | **4.0** | **35** | **5** |

| RECEIVING | No | Yds | Avg | LG | TD |
|---|---|---|---|---|---|
| Rice, Jerry | 84 | 1,201 | 14.3 | 80t | 10 |
| Jones, Brent | 45 | 628 | 14.0 | 43 | 4 |
| Rathman, Tom | 44 | 343 | 7.8 | 27t | 4 |
| Watters, Ricky | 43 | 405 | 9.4 | 35 | 2 |
| Sherrard, Mike | 38 | 607 | 16.0 | 56 | 0 |
| Taylor, John | 25 | 428 | 17.1 | 54t | 3 |
| *Lee, Amp* | 20 | 102 | 5.1 | 17 | 2 |
| Turner, Odessa | 9 | 200 | 22.2 | 57 | 2 |
| Williams, Jamie | 7 | 76 | 10.9 | 21 | 1 |
| Logan, Marc | 2 | 17 | 8.5 | 13 | 0 |
| Carter, Dexter | 1 | 43 | 43.0 | 43t | 1 |
| Henderson, Keith | 1 | 4 | 4.0 | 4 | 0 |
| **49ERS** | **319** | **4,054** | **12.7** | **80t** | **29** |
| **OPPONENTS** | **320** | **3,642** | **11.4** | **55t** | **20** |

| INTERCEPTIONS | No | Yds | Avg | LG | TD |
|---|---|---|---|---|---|
| Griffin, Don | 5 | 4 | 0.8 | 2 | 0 |
| Davis, Eric | 3 | 52 | 17.3 | 37 | 0 |
| *Hall, Dana* | 2 | 34 | 17.0 | 34 | 0 |
| Hanks, Merton | 2 | 5 | 2.5 | 4 | 0 |
| Johnson, John | 1 | 56 | 56.0 | 56t | 1 |
| Roberts, Larry | 1 | 19 | 19.0 | 19 | 0 |
| DeLong, Keith | 1 | 2 | 2.0 | 2 | 0 |
| Brown, Dennis | 1 | 0 | 0.0 | 0 | 0 |
| Whitmore, David | 1 | 0 | 0.0 | 0 | 0 |
| **49ERS** | **17** | **172** | **10.1** | **56t** | **1** |
| **OPPONENTS** | **9** | **126** | **14.0** | **51t** | **2** |

| KICKOFF RETURNS | No | Yds | Avg | LG | TD |
|---|---|---|---|---|---|
| Logan, Marc | 22 | 478 | 21.7 | 82 | 0 |
| *Lee, Amp* | 14 | 276 | 19.7 | 33 | 0 |
| Grant, Alan | 3 | 70 | 23.3 | 47 | 0 |
| Carter, Dexter | 2 | 55 | 27.5 | 32 | 0 |
| Turner, Odessa | 1 | 0 | 0.0 | 0 | 0 |
| **49ERS** | **42** | **879** | **20.9** | **82** | **0** |
| **OPPONENTS** | **66** | **1,273** | **19.3** | **45** | **0** |

| PUNT RETURNS | No | FC | Yds | Avg | LG | TD |
|---|---|---|---|---|---|---|
| Grant, Alan | 29 | 10 | 249 | 8.6 | 46 | 0 |
| Griffin, Don | 6 | 2 | 69 | 11.5 | 29 | 0 |
| Lewis, Ronald | 4 | 0 | 23 | 5.8 | 9 | 0 |
| Hanks, Merton | 1 | 0 | 48 | 48.0 | 48t | 1 |
| **49ERS** | **40** | **12** | **389** | **9.7** | **48t** | **1** |
| **OPPONENTS** | **23** | **9** | **177** | **7.7** | **27** | **0** |

| PUNTING | No | Yds | Avg | TB | I–20 | LG | Blk |
|---|---|---|---|---|---|---|---|
| *Wilmsmeyer, Klaus* | 49 | 1,918 | 39.1 | 2 | 19 | 58 | 0 |
| **49ERS** | **49** | **1,918** | **39.1** | **2** | **19** | **58** | **0** |
| **OPPONENTS** | **76** | **3,134** | **41.2** | **7** | **23** | **71** | **0** |

| PASSING | Att | Comp | Pct | Yds | LG | TD | Int | QB |
|---|---|---|---|---|---|---|---|---|
| Young, Steve | 402 | 268 | 66.7 | 3,465 | 80t | 25 | 7 | 107.0 |
| Bono, Steve | 56 | 36 | 64.3 | 463 | 36 | 2 | 2 | 87.1 |
| Montana, Joe | 21 | 15 | 71.4 | 126 | 17 | 2 | 0 | 118.4 |
| Watters, Ricky | 1 | 0 | 0.0 | 0 | 0 | 0 | 0 | 39.6 |
| **49ERS** | **480** | **319** | **66.5** | **4,054** | **80t** | **29** | **9** | **105.0** |
| **OPPONENTS** | **551** | **320** | **58.1** | **3,642** | **55t** | **20** | **17** | **77.3** |

## 1993 (10-6/11-7)

### NFC West Champions
### George Seifert, Coach

| | | | |
|---|---|---|---|
| W | 24 | at Pittsburgh (57,502), S–5 | 13 |
| L | 13 | at Cleveland (78,218), **MON**/S–13 | 23 |
| W | 37 | Atlanta (63,032), S–19 | 30 |
| L | 13 | at New Orleans (69,041), S–26 | 16 |
| W | 38 | Minnesota (63,071), O–3 | 19 |
| – | – | BYE, O–10 | – |
| L | 17 | at Dallas (65,099), O–17 | 26 |
| W | 28 | Phoenix (62,020), O–24 | 14 |
| W | 40 | Los Angeles Rams (63,417), O–31 | 17 |
| – | – | BYE, N–7 | – |
| W | 45 | at Tampa Bay (43,835), N–14 | 21 |
| W | 42 | New Orleans (66,500), **MON**/N–22 | 7 |
| W | 35 | at Los Angeles Rams (62,143), N–28 | 10 |
| W | 21 | Cincinnati (60,039), **SUN**/D–5 | 8 |
| L | 24 | at Atlanta (64,688), **SAT**/D–11 | 27 |
| W | 55 | at Detroit (77,052), D–19 | 17 |
| L | 7 | Houston (61,744), **SAT**/D–25 | 10 |
| L | 34 | Philadelphia (61,653), **MON**/J–3 | (OT) 37 |
| | **473** | | **295** |

### NFC PLAYOFF - JAN. 15

(at San Francisco – Candlestick Park)

| | | | |
|---|---|---|---|
| W | 44 | New York Giants (67,143) | 3 |

### NFC CHAMPIONSHIP - JAN. 23

(at Irving – Texas Stadium)

| | | | |
|---|---|---|---|
| L | 21 | at Dallas (64,902) | 38 |

| TEAM STATISTICS | 49ers | Opp |
|---|---|---|
| TOTAL FIRST DOWNS | 372 | 297 |
| By Rushing | 134 | 109 |
| By Passing | 212 | 171 |
| By Penalties | 26 | 17 |
| TOTAL YARDS GAINED | 6,435 | 4,997 |
| By Rushing | 2,133 | 1,800 |
| By Passing | 4,302 | 3,197 |
| TOTAL PLAYS FROM SCRIMMAGE | 1,022 | 1,012 |
| Rushes | 463 | 404 |
| Average Gain Per Rush | 4.6 | 4.5 |
| NET YARDS PASSING | 4,302 | 3,197 |
| Passes Attempted | 524 | 564 |
| Passes Completed | 354 | 314 |
| Percent Completed | 67.6 | 55.7 |
| Had Intercepted | 17 | 19 |
| Times Sacked | 35 | 44 |
| Lost Attempting to Pass | 178 | 316 |
| PUNTS | 42 | 68 |
| Total Yardage of Punts | 1,718 | 2,985 |
| Average Length | 40.9 | 43.9 |
| KICKOFF RETURNS | 40 | 61 |
| Total Yards Returned | 715 | 1,196 |
| Average Length of Return | 17.9 | 19.6 |
| PENALTIES | 95 | 99 |
| Yards Penalized | 800 | 743 |
| FUMBLES | 32 | 20 |
| Own Fumbles Recovered | 19 | 9 |
| Opponents' Fumbles Recovered | 11 | 13 |
| FIELD GOALS | 16 | 27 |
| Field Goals Attempted | 26 | 30 |
| TOTAL POINTS SCORED | 473 | 295 |
| Touchdowns Scored | 61 | 30 |
| Touchdowns Rushing | 26 | 6 |
| Touchdowns Passing | 29 | 23 |
| Touchdown Returns | 6 | 1 |
| Extra Points | 59 | 30 |
| Safeties | 0 | 2 |
| AVG. TIME OF POSSESSION | 30:24 | 29:36 |

| SCORING | TDs | Ru | Pa | Int | Fu | KO | Pu | PAT | FG | S | Pts |
|---|---|---|---|---|---|---|---|---|---|---|---|
| Cofer, Mike | 0 | 0 | 0 | 0 | 0 | 0 | 0 | 59/61 | 16/26 | 0 | 107 |
| Rice, Jerry | 16 | 1 | 15 | 0 | 0 | 0 | 0 | 0/0 | 0/0 | 0 | 96 |
| Watters, Ricky | 11 | 10 | 1 | 0 | 0 | 0 | 0 | 0/0 | 0/0 | 0 | 66 |
| Logan, Marc | 7 | 7 | 0 | 0 | 0 | 0 | 0 | 0/0 | 0/0 | 0 | 42 |
| Taylor, John | 5 | 0 | 5 | 0 | 0 | 0 | 0 | 0/0 | 0/0 | 0 | 30 |
| Jones, Brent | 3 | 0 | 3 | 0 | 0 | 0 | 0 | 0/0 | 0/0 | 0 | 18 |
| Lee, Amp | 3 | 1 | 2 | 0 | 0 | 0 | 0 | 0/0 | 0/0 | 0 | 18 |

*Rookie Names in Italics*

*(continued)*

| SCORING | TDs | Ru | Pa | Int | Fu | KO | Pu | PAT | FG | S | Pts |
|---|---|---|---|---|---|---|---|---|---|---|---|
| Rathman, Tom | 3 | 3 | 0 | 0 | 0 | 0 | 0 | 0/0 | 0/0 | 0 | 18 |
| Carter, Dexter | 2 | 1 | 0 | 0 | 0 | 0 | 1 | 0/0 | 0/0 | 0 | 12 |
| Davis, Eric | 2 | 0 | 0 | 1 | 1 | 0 | 0 | 0/0 | 0/0 | 0 | 12 |
| Young, Steve | 2 | 2 | 0 | 0 | 0 | 0 | 0 | 0/0 | 0/0 | 0 | 12 |
| Beach, Sanjay | 1 | 0 | 1 | 0 | 0 | 0 | 0 | 0/0 | 0/0 | 0 | 6 |
| Bono, Steve | 1 | 1 | 0 | 0 | 0 | 0 | 0 | 0/0 | 0/0 | 0 | 6 |
| Hanks, Merton | 1 | 0 | 0 | 1 | 0 | 0 | 0 | 0/0 | 0/0 | 0 | 6 |
| McGruder, Mike | 1 | 0 | 0 | 1 | 0 | 0 | 0 | 0/0 | 0/0 | 0 | 6 |
| *Singleton, Nate* | 1 | 0 | 1 | 0 | 0 | 0 | 0 | 0/0 | 0/0 | 0 | 6 |
| Tamm, Ralph | 1 | 0 | 0 | 0 | 1 | 0 | 0 | 0/0 | 0/0 | 0 | 6 |
| Williams, Jamie | 1 | 0 | 1 | 0 | 0 | 0 | 0 | 0/0 | 0/0 | 0 | 6 |
| **49ERS** | **61** | **26** | **29** | **3** | **2** | **0** | **1** | **59/61** | **16/26** | **0** | **473** |
| **OPPONENTS** | **30** | **6** | **23** | **0** | **0** | **0** | **0** | **30/30** | **27/30** | **2** | **295** |

| RUSHING | Att | Yds | Avg | LG | TD |
|---|---|---|---|---|---|
| Watters, Ricky | 208 | 950 | 4.6 | 39 | 10 |
| Young, Steve | 69 | 407 | 5.9 | 35 | 2 |
| Logan, Marc | 58 | 280 | 4.8 | 45 | 7 |
| Lee, Amp | 72 | 230 | 3.2 | 13 | 1 |
| Rathman, Tom | 19 | 80 | 4.2 | 19 | 3 |
| Carter, Dexter | 10 | 72 | 7.2 | 50t | 1 |
| Rice, Jerry | 3 | 69 | 23.0 | 43t | 1 |
| Taylor, John | 2 | 17 | 8.5 | 12 | 0 |
| Walker, Adam | 5 | 17 | 3.4 | 11 | 0 |
| Bono, Steve | 12 | 14 | 1.2 | 10 | 1 |
| Wilmsmeyer, Klaus | 2 | 0 | 0.0 | 0 | 0 |
| Musgrave, Bill | 3 | –3 | –1.0 | –1 | 0 |
| **49ERS** | **463** | **2,133** | **4.6** | **50t** | **26** |
| **OPPONENTS** | **404** | **1,800** | **4.5** | **41** | **6** |

| RECEIVING | No | Yds | Avg | LG | TD |
|---|---|---|---|---|---|
| Rice, Jerry | 98 | 1,503 | 15.3 | 80t | 15 |
| Jones, Brent | 68 | 735 | 10.8 | 29 | 3 |
| Taylor, John | 56 | 940 | 16.8 | 76t | 5 |
| Logan, Marc | 37 | 348 | 9.4 | 24 | 0 |
| Watters, Ricky | 31 | 326 | 10.5 | 48t | 1 |
| Williams, Jamie | 16 | 132 | 8.3 | 15 | 1 |
| Lee, Amp | 16 | 115 | 7.2 | 22 | 2 |
| Rathman, Tom | 10 | 86 | 8.6 | 17 | 0 |
| *Singleton, Nate* | 8 | 126 | 15.8 | 33 | 1 |
| Beach, Sanjay | 5 | 59 | 11.8 | 20t | 1 |
| Turner, Odessa | 3 | 64 | 21.3 | 32 | 0 |
| Carter, Dexter | 2 | 40 | 20.0 | 14 | 0 |
| Young, Steve | 2 | 2 | 1.0 | 6 | 0 |
| Walker, Adam | 1 | 4 | 4.0 | 4 | 0 |
| **49ERS** | **354** | **4,480** | **12.7** | **80t** | **29** |
| **OPPONENTS** | **314** | **3,513** | **11.2** | **65t** | **23** |

| INTERCEPTIONS | No | Yds | Avg | LG | TD |
|---|---|---|---|---|---|
| McGruder, Michael | 5 | 89 | 17.8 | 37 | 1 |
| Davis, Eric | 4 | 45 | 11.3 | 41t | 1 |
| Hanks, Merton | 3 | 104 | 34.7 | 67t | 1 |
| McDonald, Tim | 3 | 23 | 7.7 | 21 | 0 |
| Griffin, Don | 3 | 6 | 2.0 | 3 | 0 |
| Johnson, John | 1 | 0 | 0.0 | 0 | 0 |
| **49ERS** | **19** | **267** | **14.1** | **67t** | **3** |
| **OPPONENTS** | **17** | **157** | **9.2** | **30** | **0** |

| KICKOFF RETURNS | No | Yds | Avg | LG | TD |
|---|---|---|---|---|---|
| Carter, Dexter | 25 | 494 | 19.8 | 60 | 0 |
| Lee, Amp | 10 | 160 | 16.0 | 28 | 0 |
| Walker, Adam | 3 | 51 | 17.0 | 30 | 0 |
| Brandes, John | 1 | 10 | 10.0 | 10 | 0 |
| Kelm, Larry | 1 | 0 | 0.0 | 0 | 0 |
| **49ERS** | **40** | **715** | **17.9** | **60** | **0** |
| **OPPONENTS** | **61** | **1,196** | **19.6** | **50** | **1** |

| PUNT RETURNS | No | FC | Yds | Avg | LG | TD |
|---|---|---|---|---|---|---|
| Carter, Dexter | 34 | 20 | 411 | 12.1 | 72t | 1 |
| Kelm, Larry | 1 | 0 | 0 | 0.0 | 0 | 0 |
| **49ERS** | **35** | **20** | **411** | **11.7** | **72t** | **1** |
| **OPPONENTS** | **15** | **8** | **171** | **11.4** | **50** | **0** |

| PUNTING | No | Yds | Avg | TB | I–20 | LG | Blk |
|---|---|---|---|---|---|---|---|
| Wilmsmeyer, Klaus | 42 | 1,718 | 40.9 | 5 | 11 | 61 | 0 |
| **49ERS** | **42** | **1,718** | **40.9** | **5** | **11** | **61** | **0** |
| **OPPONENTS** | **68** | **2,985** | **43.9** | **5** | **12** | **57** | **0** |

| PASSING | Att | Comp | Pct | Yds | LG | TD | Int | QB |
|---|---|---|---|---|---|---|---|---|
| Young, Steve | 462 | 314 | 68.0 | 4,023 | 80t | 29 | 16 | 101.5 |
| Bono, Steve | 61 | 39 | 63.9 | 416 | 33 | 0 | 1 | 76.9 |
| Taylor, John | 1 | 1 | 100.0 | 41 | 41 | 0 | 0 | 118.8 |
| **49ERS** | **524** | **354** | **67.6** | **4,480** | **80t** | **29** | **17** | **98.9** |
| **OPPONENTS** | **564** | **314** | **55.7** | **3,513** | **65t** | **23** | **19** | **74.0** |

## 1994 (13-3/16-3)

### NFC West Champions – World Champions
### George Seifert, Coach

| | | | |
|---|---|---|---|
| W | 44 | Los Angeles Raiders (68,032), **MON**/S–5 | 14 |
| L | 17 | at Kansas City (79,907), S–11 | 24 |
| W | 34 | at Los Angeles Rams (56,479), S–18 | 19 |
| W | 24 | New Orleans (63,971), S–25 | 13 |
| L | 8 | Philadelphia (64,843), O–2 | 40 |
| W | 27 | at Detroit (77,340), O–9 | 21 |
| W | 42 | at Atlanta (67,298), O–16 | 3 |
| W | 41 | Tampa Bay (62,741), O–23 | 16 |
| – | – | BYE, O–30 | |
| W | 37 | at Washington (54,335), N–6 | 22 |
| W | 21 | Dallas (69,014), N–13 | 14 |
| W | 31 | Los Angeles Rams (62,774), **SUN**/N–20 | 27 |
| W | 35 | at New Orleans (61,304), **MON**/N–28 | 14 |
| W | 50 | Atlanta (60,549), D–4 | 14 |
| W | 38 | at San Diego (62,105), **SAT**/D–11 | 15 |
| W | 42 | Denver (64,884), **SAT**/D–17 | 19 |
| L | 14 | at Minnesota (63,326), **MON**/D–26 | 21 |
| | **505** | | **296** |

### NFC PLAYOFF - JAN. 7
(at San Francisco – Candlestick Park)

| | | | |
|---|---|---|---|
| W | 44 | Chicago (64,644)–**SAT** | 15 |

### NFC CHAMPIONSHIP - JAN. 15
(at San Francisco – Candlestick Park)

| | | | |
|---|---|---|---|
| W | 38 | Dallas (69,125) | 28 |

### SUPER BOWL XXIX - JAN. 29
(at Miami – Joe Robbie Stadium)

| | | | |
|---|---|---|---|
| W | 49 | San Diego (74,107) | 26 |

| TEAM STATISTICS | 49ers | Opp |
|---|---|---|
| TOTAL FIRST DOWNS | 362 | 285 |
| By Rushing | 122 | 82 |
| By Passing | 210 | 182 |
| By Penalties | 30 | 21 |
| TOTAL YARDS GAINED | 6,060 | 4,839 |
| By Rushing | 1,897 | 1,338 |
| By Passing | 4,163 | 3,501 |
| TOTAL PLAYS FROM SCRIMMAGE | 1,037 | 996 |
| Rushes | 491 | 375 |
| Average Gain Per Rush | 3.9 | 3.6 |
| NET YARDS PASSING | 4,163 | 3,501 |
| Passes Attempted | 511 | 583 |
| Passes Completed | 359 | 329 |
| Percent Completed | 70.3 | 56.4 |
| Had Intercepted | 11 | 23 |
| Times Sacked | 35 | 38 |
| Lost Attempting to Pass | 199 | 255 |
| PUNTS | 54 | 77 |
| Total Yardage of Punts | 2,235 | 3,274 |
| Average Length | 41.4 | 42.5 |
| KICKOFF RETURNS | 58 | 89 |
| Total Yards Returned | 1,244 | 1,912 |
| Average Length of Return | 21.4 | 21.5 |
| PENALTIES | 109 | 108 |
| Yards Penalized | 890 | 912 |
| FUMBLES | 25 | 25 |
| Own Fumbles Recovered | 12 | 13 |
| Opponents' Fumbles Recovered | 12 | 13 |
| FIELD GOALS | 15 | 15 |
| Field Goals Attempted | 20 | 21 |
| TOTAL POINTS SCORED | 505 | 296 |
| Touchdowns Scored | 66 | 35 |
| Touchdowns Rushing | 23 | 16 |
| Touchdowns Passing | 37 | 15 |
| Touchdown Returns | 6 | 4 |
| Extra Points | 60 | 23 |
| Safeties | 0 | 2 |
| AVG. TIME OF POSSESSION | 31:38 | 28:22 |

| SCORING | TDs | Ru | Pa | Int | Fu | KO | Pu | PAT | FG | S | Pts |
|---|---|---|---|---|---|---|---|---|---|---|---|
| *Brien, Doug* | 0 | 0 | 0 | 0 | 0 | 0 | 0 | 60/62 | 15/20 | 0 | 105 |
| Rice, Jerry | 15 | 2 | 13 | 0 | 0 | 0 | 0 | 0/0 | 0/0 | 0 | 92 |
| Watters, Ricky | 11 | 6 | 5 | 0 | 0 | 0 | 0 | 0/0 | 0/0 | 0 | 66 |
| Jones, Brent | 9 | 0 | 9 | 0 | 0 | 0 | 0 | 0/0 | 0/0 | 0 | 56 |
| Young, Steve | 7 | 7 | 0 | 0 | 0 | 0 | 0 | 0/0 | 0/0 | 0 | 42 |
| *Floyd, William* | 6 | 6 | 0 | 0 | 0 | 0 | 0 | 0/0 | 0/0 | 0 | 36 |

*Rookie Names in Italics*

*(continued)*

| SCORING | TDs | Ru | Pa | Int | Fu | KO | Pu | PAT | FG | S | Pts |
|---|---|---|---|---|---|---|---|---|---|---|---|
| Taylor, John | 5 | 0 | 5 | 0 | 0 | 0 | 0 | 0/0 | 0/0 | 0 | 30 |
| Sanders, Deion | 3 | 0 | 0 | 3 | 0 | 0 | 0 | 0/0 | 0/0 | 0 | 18 |
| Logan, Marc | 2 | 1 | 1 | 0 | 0 | 0 | 0 | 0/0 | 0/0 | 0 | 12 |
| McCaffrey, Ed | 2 | 0 | 2 | 0 | 0 | 0 | 0 | 0/0 | 0/0 | 0 | 12 |
| McDonald, Tim | 2 | 0 | 0 | 1 | 1 | 0 | 0 | 0/0 | 0/0 | 0 | 12 |
| Singleton, Nate | 2 | 0 | 2 | 0 | 0 | 0 | 0 | 0/0 | 0/0 | 0 | 12 |
| Carter, Dexter | 1 | 0 | 0 | 0 | 0 | 1 | 0 | 0/0 | 0/0 | 0 | 6 |
| Walker, Adam | 1 | 1 | 0 | 0 | 0 | 0 | 0 | 0/0 | 0/0 | 0 | 6 |
| **49ERS** | **66** | **23** | **37** | **4** | **1** | **1** | **0** | **60/62** | **15/20** | **0** | **505** |
| **OPPONENTS** | **35** | **16** | **15** | **1** | **3** | **0** | **0** | **23/23** | **15/21** | **2** | **296** |

| RUSHING | Att | Yds | Avg | LG | TD |
|---|---|---|---|---|---|
| Watters, Ricky | 239 | 877 | 3.7 | 23 | 6 |
| *Floyd, William* | 87 | 305 | 3.5 | 26 | 6 |
| Young, Steve | 58 | 293 | 5.1 | 27 | 7 |
| Logan, Marc | 33 | 143 | 4.3 | 22 | 1 |
| Loville, Derek | 31 | 99 | 3.2 | 13 | 0 |
| Rice, Jerry | 7 | 93 | 13.3 | 28t | 2 |
| Walker, Adam | 13 | 54 | 4.2 | 14 | 1 |
| Carter, Dexter | 8 | 34 | 4.3 | 18 | 0 |
| Grbac, Elvis | 13 | 1 | 0.1 | 6 | 0 |
| Taylor, John | 2 | –2 | –1.0 | 1 | 0 |
| **49ERS** | **491** | **1,897** | **3.9** | **28t** | **23** |
| **OPPONENTS** | **375** | **1,338** | **3.6** | **44t** | **16** |

| RECEIVING | No | Yds | Avg | LG | TD |
|---|---|---|---|---|---|
| Rice, Jerry | 112 | 1,499 | 13.4 | 69t | 13 |
| Watters, Ricky | 66 | 719 | 10.9 | 65t | 5 |
| Jones, Brent | 49 | 670 | 13.7 | 69t | 9 |
| Taylor, John | 41 | 531 | 13.0 | 35 | 5 |
| Singleton, Nate | 21 | 294 | 14.0 | 43t | 2 |
| *Floyd, William* | 19 | 145 | 7.6 | 15 | 0 |
| Logan, Marc | 16 | 97 | 6.1 | 15 | 1 |
| Popson, Ted | 13 | 141 | 10.9 | 24 | 0 |
| McCaffrey, Ed | 11 | 131 | 11.9 | 32 | 2 |
| Carter, Dexter | 7 | 99 | 14.1 | 44 | 0 |
| Loville, Derek | 2 | 26 | 13.0 | 19 | 0 |
| *Carolan, Brett* | 2 | 10 | 5.0 | 6 | 0 |
| **49ERS** | **359** | **4,362** | **12.2** | **69t** | **37** |
| **OPPONENTS** | **329** | **3,756** | **11.4** | **90** | **15** |

| INTERCEPTIONS | No | Yds | Avg | LG | TD |
|---|---|---|---|---|---|
| Hanks, Merton | 7 | 93 | 13.3 | 38 | 0 |
| Sanders, Deion | 6 | 303 | 50.5 | 93t | 3 |
| McDonald, Tim | 2 | 79 | 39.5 | 73t | 1 |
| Hall, Dana | 2 | 0 | 0.0 | 0 | 0 |
| Cook, Toi | 1 | 18 | 18.0 | 18 | 0 |
| Davis, Eric | 1 | 8 | 8.0 | 8 | 0 |
| *Drakeford, Tyronne* | 1 | 6 | 6.0 | 6 | 0 |
| Plummer, Gary | 1 | 1 | 1.0 | 1 | 0 |
| Brown, Dennis | 1 | 0 | 0.0 | 0 | 0 |
| Norton, Ken, Jr. | 1 | 0 | 0.0 | 0 | 0 |
| **49ERS** | **23** | **508** | **22.1** | **93t** | **4** |
| **OPPONENTS** | **11** | **107** | **9.7** | **36t** | **1** |

| KICKOFF RETURNS | No | Yds | Avg | LG | TD |
|---|---|---|---|---|---|
| Carter, Dexter | 48 | 1,105 | 23.0 | 96t | 1 |
| Walker, Adam | 6 | 82 | 13.7 | 19 | 0 |
| Loville, Derek | 2 | 34 | 17.0 | 19 | 0 |
| Singleton, Nate | 2 | 23 | 11.5 | 17 | 0 |
| **49ERS** | **58** | **1,244** | **21.5** | **96t** | **1** |
| **OPPONENTS** | **89** | **1,912** | **21.5** | **51** | **0** |

| PUNT RETURNS | No | FC | Yds | Avg | LG | TD |
|---|---|---|---|---|---|---|
| Carter, Dexter | 38 | 12 | 321 | 8.5 | 26 | 0 |
| Singleton, Nate | 2 | 1 | 13 | 6.5 | 8 | 0 |
| **49ERS** | **40** | **13** | **334** | **8.4** | **26** | **0** |
| **OPPONENTS** | **28** | **10** | **242** | **8.6** | **43** | **0** |

| PUNTING | No | Yds | Avg | TB | I–20 | LG | Blk |
|---|---|---|---|---|---|---|---|
| Wilmsmeyer, Klaus | 54 | 2,235 | 41.4 | 3 | 18 | 60 | 0 |
| **49ERS** | **54** | **2,235** | **41.4** | **3** | **18** | **60** | **0** |
| **OPPONENTS** | **77** | **3,274** | **42.5** | **9** | **19** | **65** | **0** |

| PASSING | Att | Comp | Pct | Yds | LG | TD | Int | QB |
|---|---|---|---|---|---|---|---|---|
| Young, Steve | 461 | 324 | 70.3 | 3,969 | 69t | 35 | 10 | 112.8 |
| Grbac, Elvis | 50 | 35 | 70.0 | 393 | 42 | 2 | 1 | 98.2 |
| **49ERS** | **511** | **359** | **70.3** | **4,362** | **69t** | **37** | **11** | **111.4** |
| **OPPONENTS** | **583** | **329** | **56.4** | **3,756** | **90** | **15** | **23** | **68.1** |

## 1995 (11-5/11-6)

### NFC West Champions
### George Seifert, Coach

| | | | |
|---|---|---|---|
| W | 24 | at New Orleans (66,627), S–3 | 22 |
| W | 41 | Atlanta (63,627), S–10 | 10 |
| W | 28 | New England (66,179), S–17 | 3 |
| L | 24 | at Detroit (76,236), **MON**/S–25 | 27 |
| W | 20 | New York Giants (65,536), O–1 | 6 |
| – | – | BYE, O–8 | – |
| L | 17 | at Indianapolis (60,273), O–15 | 18 |
| W | 44 | at St. Louis Rams (59,915), O–22 | 10 |
| L | 7 | New Orleans (65,272), O–29 | 11 |
| L | 7 | Carolina (61,722), N–5 | 13 |
| W | 38 | at Dallas (65,180), N–12 | 20 |
| W | 44 | at Miami (73,080), **MON**/N–20 | 20 |
| W | 41 | St. Louis Rams (66,049), N–26 | 13 |
| W | 27 | Buffalo (65,568), **SUN**/D–3 | 17 |
| W | 31 | at Carolina (76,136), D–10 | 10 |
| W | 37 | Minnesota (64,975), **MON**/D–18 | 30 |
| L | 27 | at Atlanta (51,785), D–24 | 28 |
| | **457** | | **258** |

### NFC PLAYOFF - JAN. 6

(at San Francisco – 3Com Park)

| | | | |
|---|---|---|---|
| L | 17 | Green Bay (69,311)–**SAT** | **27** |

| TEAM STATISTICS | 49ers | Opp |
|---|---|---|
| TOTAL FIRST DOWNS | 355 | 264 |
| By Rushing | 109 | 57 |
| By Passing | 231 | 192 |
| By Penalties | 15 | 15 |
| TOTAL YARDS GAINED | 6,087 | 4,398 |
| By Rushing | 1,479 | 1,061 |
| By Passing | 4,608 | 3,337 |
| TOTAL PLAYS FROM SCRIMMAGE | 1,092 | 999 |
| Rushes | 415 | 348 |
| Average Gain Per Rush | 3.6 | 3.1 |
| NET YARDS PASSING | 4,608 | 3,337 |
| Passes Attempted | 644 | 611 |
| Passes Completed | 432 | 330 |
| Percent Completed | 67.1 | 54.0 |
| Had Intercepted | 16 | 26 |
| Times Sacked | 33 | 40 |
| Lost Attempting to Pass | 171 | 240 |
| PUNTS | 57 | 70 |
| Total Yardage of Punts | 2,312 | 2,918 |
| Average Length | 40.6 | 41.7 |
| KICKOFF RETURNS | 58 | 82 |
| Total Yards Returned | 1,183 | 1,857 |
| Average Length of Return | 20.4 | 22.6 |
| PENALTIES | 88 | 74 |
| Yards Penalized | 711 | 556 |
| FUMBLES | 21 | 23 |
| Own Fumbles Recovered | 9 | 15 |
| Opponents' Fumbles Recovered | 8 | 12 |
| FIELD GOALS | 20 | 27 |
| Field Goals Attempted | 28 | 32 |
| TOTAL POINTS SCORED | 457 | 258 |
| Touchdowns Scored | 57 | 26 |
| Touchdowns Rushing | 19 | 5 |
| Touchdowns Passing | 29 | 19 |
| Touchdown Returns | 9 | 2 |
| Extra Points | 51 | 17 |
| Safeties | 0 | 0 |
| AVG. TIME OF POSSESSION | 31:56 | 28:04 |

| SCORING | TDs | Ru | Pa | Int | Fu | KO | Pu | PAT | FG | S | Pts |
|---|---|---|---|---|---|---|---|---|---|---|---|
| Rice, Jerry | 17 | 1 | 15 | 0 | 1 | 0 | 0 | 0/0 | 0/0 | 0 | 104 |
| Loville, Derek | 13 | 10 | 3 | 0 | 0 | 0 | 0 | 0/0 | 0/0 | 0 | 80 |
| Wilkins, Jeff | 0 | 0 | 0 | 0 | 0 | 0 | 0 | 27/29 | 12/13 | 0 | 63 |
| Brien, Doug | 0 | 0 | 0 | 0 | 0 | 0 | 0 | 19/19 | 7/12 | 0 | 40 |
| *Stokes, J.J.* | 4 | 0 | 4 | 0 | 0 | 0 | 0 | 0/0 | 0/0 | 0 | 24 |
| Floyd, William | 3 | 2 | 1 | 0 | 0 | 0 | 0 | 0/0 | 0/0 | 0 | 18 |
| Jones, Brent | 3 | 0 | 3 | 0 | 0 | 0 | 0 | 0/0 | 0/0 | 0 | 18 |
| Young, Steve | 3 | 3 | 0 | 0 | 0 | 0 | 0 | 0/0 | 0/0 | 0 | 18 |
| Grbac, Elvis | 2 | 2 | 0 | 0 | 0 | 0 | 0 | 0/0 | 0/0 | 0 | 12 |
| McDonald, Tim | 2 | 0 | 0 | 2 | 0 | 0 | 0 | 0/0 | 0/0 | 0 | 12 |
| Norton, Ken | 2 | 0 | 0 | 2 | 0 | 0 | 0 | 0/0 | 0/0 | 0 | 12 |
| Taylor, John | 2 | 0 | 2 | 0 | 0 | 0 | 0 | 0/0 | 0/0 | 0 | 12 |
| Zendejas, Tony | 0 | 0 | 0 | 0 | 0 | 0 | 0 | 5/6 | 1/3 | 0 | 8 |
| Carter, Dexter | 1 | 0 | 0 | 0 | 0 | 0 | 1 | 0/0 | 0/0 | 0 | 6 |
| Davis, Eric | 1 | 0 | 0 | 1 | 0 | 0 | 0 | 0/0 | 0/0 | 0 | 6 |

*Rookie Names in Italics*

*(continued)*

| SCORING | TDs | Ru | Pa | Int | Fu | KO | Pu | PAT | FG | S | Pts |
|---|---|---|---|---|---|---|---|---|---|---|---|
| Hanks, Merton | 1 | 0 | 0 | 0 | 1 | 0 | 0 | 0/0 | 0/0 | 0 | 6 |
| Singleton, Nate | 1 | 0 | 1 | 0 | 0 | 0 | 0 | 0/0 | 0/0 | 0 | 6 |
| Walker, Adam | 1 | 1 | 0 | 0 | 0 | 0 | 0 | 0/0 | 0/0 | 0 | 6 |
| Woodall, Lee | 1 | 0 | 0 | 0 | 1 | 0 | 0 | 0/0 | 0/0 | 0 | 6 |
| **49ERS** | **57** | **19** | **29** | **5** | **3** | **0** | **1** | **51/54** | **20/28** | **0** | **457** |
| **OPPONENTS** | **26** | **5** | **19** | **2** | **0** | **0** | **0** | **17/18** | **27/32** | **0** | **258** |

2–pt conversions: D. Loville, J. Rice, Team: 2–3

| RUSHING | Att | Yds | Avg | LG | TD |
|---|---|---|---|---|---|
| Loville, Derek | 218 | 723 | 3.3 | 27 | 10 |
| Young, Steve | 50 | 250 | 5.0 | 29 | 3 |
| Floyd, William | 64 | 237 | 3.7 | 23 | 2 |
| Ervins, Ricky | 23 | 88 | 3.8 | 13 | 0 |
| Walker, Adam | 14 | 44 | 3.1 | 16 | 1 |
| Rice, Jerry | 5 | 36 | 7.2 | 20t | 1 |
| *Willis, Jamal* | 12 | 35 | 2.9 | 15 | 0 |
| Grbac, Elvis | 20 | 33 | 1.7 | 11 | 2 |
| Carter, Dexter | 7 | 22 | 3.1 | 15 | 0 |
| Lynn, Anthony | 2 | 11 | 5.5 | 6 | 0 |
| **49ERS** | **415** | **1,479** | **3.6** | **29** | **19** |
| **OPPONENTS** | **348** | **1,061** | **3.1** | **33** | **5** |

| RECEIVING | No | Yds | Avg | LG | TD |
|---|---|---|---|---|---|
| Rice, Jerry | 122 | 1,848 | 15.1 | 81t | 15 |
| Loville, Derek | 87 | 662 | 7.6 | 31 | 3 |
| Jones, Brent | 60 | 595 | 9.9 | 39 | 3 |
| Floyd, William | 47 | 348 | 7.4 | 23 | 1 |
| *Stokes, J.J.* | 38 | 517 | 13.6 | 41t | 4 |
| Taylor, John | 29 | 387 | 13.3 | 40 | 2 |
| Popson, Ted | 16 | 128 | 8.0 | 16 | 0 |
| Walker, Adam | 11 | 78 | 7.1 | 15 | 0 |
| Singleton, Nate | 8 | 108 | 13.5 | 23 | 1 |
| Thomas, Chris | 6 | 73 | 12.2 | 23 | 0 |
| *Willis, Jamal* | 3 | 8 | 2.7 | 5 | 0 |
| Ervins, Ricky | 2 | 21 | 10.5 | 11 | 0 |
| Carter, Dexter | 1 | 4 | 4.0 | 4 | 0 |
| Carolan, Brett | 1 | 3 | 3.0 | 3 | 0 |
| Dalman, Chris | 1 | –1 | –1.0 | –1 | 0 |
| **49ERS** | **432** | **4,779** | **11.1** | **81t** | **29** |
| **OPPONENTS** | **330** | **3,577** | **10.8** | **53** | **19** |

| INTERCEPTIONS | No | Yds | Avg | LG | TD |
|---|---|---|---|---|---|
| Drakeford, Tyronne | 5 | 54 | 10.8 | 37 | 0 |
| Hanks, Merton | 5 | 31 | 6.2 | 23 | 0 |
| McDonald, Tim | 4 | 135 | 33.8 | 52t | 2 |
| Norton, Ken, Jr. | 3 | 102 | 34.0 | 46 | 2 |
| Davis, Eric | 3 | 84 | 28.0 | 86t | 1 |
| Woodall, Lee | 2 | 0 | 0.0 | 0 | 0 |
| Dodge, Dedrick | 1 | 13 | 13.0 | 13 | 0 |
| Stubblefield, Dana | 1 | 12 | 12.0 | 12 | 0 |
| Jackson, Rickey | 1 | 1 | 1.0 | 1 | 0 |
| Pope, Marquez | 1 | –7 | –7.0 | –7 | 0 |
| **49ERS** | **26** | **425** | **16.4** | **86t** | **5** |
| **OPPONENTS** | **16** | **247** | **15.4** | **96t** | **2** |

| KICKOFF RETURNS | No | Yds | Avg | LG | TD |
|---|---|---|---|---|---|
| Carter, Dexter | 23 | 522 | 22.7 | 46 | 0 |
| *Willis, Jamal* | 17 | 427 | 25.1 | 39 | 0 |
| Ervins, Ricky | 5 | 32 | 6.4 | 14 | 0 |
| Warren, Terrence | 4 | 67 | 16.8 | 21 | 0 |
| Thomas, Mark | 3 | 49 | 16.3 | 20 | 0 |
| Dalman, Chris | 3 | 29 | 9.7 | 12 | 0 |
| Caldwell, Mike | 2 | 40 | 20.0 | 20 | 0 |
| Walker, Adam | 1 | 17 | 17.0 | 17 | 0 |
| **49ERS** | **58** | **1,183** | **20.4** | **46** | **0** |
| **OPPONENTS** | **82** | **1,857** | **22.7** | **71** | **1** |

| PUNT RETURNS | No | FC | Yds | Avg | LG | TD |
|---|---|---|---|---|---|---|
| Carter, Dexter | 9 | 7 | 164 | 18.2 | 78t | 1 |
| Taylor, John | 11 | 9 | 56 | 5.1 | 11 | 0 |
| Singleton, Nate | 5 | 1 | 27 | 5.4 | 19 | 0 |
| Hanks, Merton | 1 | 0 | 0 | 0.0 | 0 | 0 |
| Thomas, Chris | 1 | 0 | 25 | 25.0 | 25 | 0 |
| **49ERS** | **27** | **17** | **272** | **10.1** | **78t** | **1** |
| **OPPONENTS** | **26** | **20** | **292** | **11.2** | **74** | **0** |

| PUNTING | No | Yds | Avg | TB | I–20 | LG | Blk |
|---|---|---|---|---|---|---|---|
| Thompson, Tommy | 57 | 2,312 | 40.6 | 5 | 13 | 65 | 0 |
| **49ERS** | **57** | **2,312** | **40.6** | **5** | **13** | **65** | **0** |
| **OPPONENTS** | **70** | **2,918** | **41.7** | **11** | **19** | **55** | **0** |

| PASSING | Att | Comp | Pct | Yds | LG | TD | Int | QB |
|---|---|---|---|---|---|---|---|---|
| Young, Steve | 447 | 299 | 66.9 | 3,200 | 57 | 20 | 11 | 92.3 |
| Grbac, Elvis | 183 | 127 | 69.4 | 1,469 | 81t | 8 | 5 | 80.8 |
| Conklin, Cary | 12 | 4 | 33.3 | 48 | 28 | 0 | 0 | 46.5 |
| Rice, Jerry | 1 | 1 | 100.0 | 41 | 41t | 1 | 0 | 158.3 |
| Taylor, John | 1 | 1 | 100.0 | 21 | 21 | 0 | 0 | 118.8 |
| **49ERS** | **644** | **432** | **67.1** | **4,779** | **81t** | **29** | **16** | **93.6** |
| **OPPONENTS** | **611** | **330** | **54.0** | **3,577** | **53** | **19** | **26** | **64.1** |

## 1996 (12-4/13-5)

### George Seifert, Coach

| | | | |
|---|---|---|---|
| W | 27 | New Orleans (63,970), S–1 | 11 |
| W | 34 | St. Louis (63,624), S–8 | 0 |
| – | – | BYE, S–15 | – |
| L | 7 | at Carolina (72,224), S–22 | 23 |
| W | 39 | Atlanta (62,995), S–29 | 17 |
| W | 28 | at St. Louis (61,260), O–6 | 11 |
| L | 20 | at Green Bay (60,716), **MON**/O–14 | (OT) 23 |
| W | 28 | Cincinnati (63,218), O–20 | 21 |
| W | 10 | at Houston (53,664), O–27 | 9 |
| W | 24 | at New Orleans (53,297), **SUN**/N–3 | 17 |
| L | 17 | Dallas (68,919), N–10 | (OT) 20 |
| W | 38 | Baltimore (51,597), N–17 | 20 |
| W | 19 | at Washington (54,235), N–24 | (OT) 16 |
| W | 34 | at Atlanta (46,318), **MON**/D–2 | 10 |
| L | 24 | Carolina (66,291), D–8 | 30 |
| W | 25 | at Pittsburgh (59,823), D–15 | 15 |
| W | 24 | Detroit (61,921), **MON**/D–23 | 14 |
| | **398** | | **257** |

### NFC WILD CARD - DEC. 29

(at San Francisco – 3Com Park)

| | | | |
|---|---|---|---|
| W | 14 | Philadelphia (56,460) | 0 |

### NFC PLAYOFF - JAN. 4

(at Green Bay – Lambeau Field)

| | | | |
|---|---|---|---|
| L | 14 | Green Bay (60,787) | 35 |

| TEAM STATISTICS | 49ers | Opp |
|---|---|---|
| TOTAL FIRST DOWNS | 315 | 269 |
| By Rushing | 108 | 76 |
| By Passing | 188 | 164 |
| By Penalties | 19 | 29 |
| TOTAL YARDS GAINED | 5,506 | 4,661 |
| By Rushing | 1,847 | 1,497 |
| By Passing | 3,659 | 3,164 |
| TOTAL PLAYS FROM SCRIMMAGE | 1,046 | 1,021 |
| Rushes | 454 | 418 |
| Average Gain Per Rush | 4.1 | 3.6 |
| NET YARDS PASSING | 3,659 | 3,164 |
| Passes Attempted | 550 | 558 |
| Passes Completed | 358 | 287 |
| Percent Completed | 65.1 | 51.4 |
| Had Intercepted | 16 | 20 |
| Times Sacked | 42 | 45 |
| Lost Attempting to Pass | 200 | 297 |
| PUNTS | 73 | 88 |
| Total Yardage of Punts | 3,217 | 3,695 |
| Average Length | 44.1 | 42.0 |
| KICKOFF RETURNS | 59 | 77 |
| Total Yards Returned | 1,258 | 1,414 |
| Average Length of Return | 21.3 | 18.4 |
| PENALTIES | 119 | 97 |
| Yards Penalized | 925 | 819 |
| FUMBLES | 16 | 29 |
| Own Fumbles Recovered | 8 | 15 |
| Opponents' Fumbles Recovered | 14 | 8 |
| FIELD GOALS | 30 | 26 |
| Field Goals Attempted | 34 | 29 |
| TOTAL POINTS SCORED | 398 | 257 |
| Touchdowns Scored | 43 | 25 |
| Touchdowns Rushing | 17 | 4 |
| Touchdowns Passing | 24 | 21 |
| Touchdown Returns | 2 | 0 |
| Extra Points | 40 | 21 |
| Safeties | 4 | 0 |
| AVG. TIME OF POSSESSION | 31:28 | 28:32 |

| SCORING | TDs | Ru | Pa | Int | Fu | KO | Pu | PAT | FG | S | Pts |
|---|---|---|---|---|---|---|---|---|---|---|---|
| Wilkins, Jeff | 0 | 0 | 0 | 0 | 0 | 0 | 0 | 40/40 | 30/34 | 0 | 130 |
| Rice, Jerry | 9 | 1 | 8 | 0 | 0 | 0 | 0 | 0/0 | 0/0 | 0 | 54 |
| Popson, Ted | 6 | 0 | 6 | 0 | 0 | 0 | 0 | 0/0 | 0/0 | 0 | 36 |
| Young, Steve | 4 | 4 | 0 | 0 | 0 | 0 | 0 | 0/0 | 0/0 | 0 | 26 |
| Kirby, Terry | 4 | 3 | 1 | 0 | 0 | 0 | 0 | 0/0 | 0/0 | 0 | 24 |
| Loville, Derek | 4 | 2 | 2 | 0 | 0 | 0 | 0 | 0/0 | 0/0 | 0 | 24 |
| *Owens, Terrell* | 4 | 0 | 4 | 0 | 0 | 0 | 0 | 0/0 | 0/0 | 0 | 24 |
| Floyd, William | 3 | 2 | 1 | 0 | 0 | 0 | 0 | 0/0 | 0/0 | 0 | 18 |
| Grbac, Elvis | 2 | 2 | 0 | 0 | 0 | 0 | 0 | 0/0 | 0/0 | 0 | 12 |
| Vardell, Tommy | 2 | 2 | 0 | 0 | 0 | 0 | 0 | 0/0 | 0/0 | 0 | 12 |

*Rookie Names in Italics*

*(continued)*

| | | | | | | | | | | | |
|---|---|---|---|---|---|---|---|---|---|---|---|
| Carter, Dexter | 1 | 1 | 0 | 0 | 0 | 0 | 0 | 0/0 | 0/0 | 0 | 6 |
| **SCORING** | **TDs** | **Ru** | **Pa** | **Int** | **Fu** | **KO** | **Pu** | **PAT** | **FG** | **S** | **Pts** |
| Doleman, Chris | 1 | 0 | 0 | 0 | 1 | 0 | 0 | 0/0 | 0/0 | 0 | 6 |
| Jones, Brent | 1 | 0 | 1 | 0 | 0 | 0 | 0 | 0/0 | 0/0 | 0 | 6 |
| Pope, Marquez | 1 | 0 | 0 | 1 | 0 | 0 | 0 | 0/0 | 0/0 | 0 | 6 |
| *Uwaezuoke, Iheanyi* | 1 | 0 | 1 | 0 | 0 | 0 | 0 | 0/0 | 0/0 | 0 | 6 |
| Young, Bryant | 0 | 0 | 0 | 0 | 0 | 0 | 0 | 0/0 | 0/0 | 2 | 4 |
| **49ERS** | **43** | **17** | **24** | **1** | **1** | **0** | **0** | **40/40** | **30/34** | **4*** | **394** |
| **OPPONENTS** | **25** | **4** | **21** | **0** | **0** | **0** | **0** | **21/21** | **26/29** | **0** | **257** |

2–pt conversions: S. Young, Team: 1–3, Opponents: 4–4

*49ers credited with 2 team safeties

| RUSHING | Att | Yds | Avg | LG | TD |
|---|---|---|---|---|---|
| Kirby, Terry | 134 | 559 | 4.2 | 31 | 3 |
| Young, Steve | 52 | 310 | 6.0 | 33 | 4 |
| Loville, Derek | 70 | 229 | 3.3 | 16 | 2 |
| Vardell, Tommy | 58 | 192 | 3.3 | 17 | 2 |
| Floyd, William | 47 | 186 | 4.0 | 12 | 2 |
| Lynn, Anthony | 24 | 164 | 6.8 | 67 | 0 |
| Rice, Jerry | 11 | 77 | 7.0 | 38 | 1 |
| Carter, Dexter | 19 | 66 | 3.5 | 18 | 1 |
| Brohm, Jeff | 16 | 43 | 2.7 | 22 | 0 |
| Grbac, Elvis | 23 | 21 | 0.9 | 12 | 2 |
| **49ERS** | **454** | **1,847** | **4.1** | **67** | **17** |
| **OPPONENTS** | **418** | **1,497** | **3.6** | **54t** | **4** |

| RECEIVING | No | Yds | Avg | LG | TD |
|---|---|---|---|---|---|
| Rice, Jerry | 108 | 1,254 | 11.6 | 39 | 8 |
| Kirby, Terry | 52 | 439 | 8.4 | 52 | 1 |
| *Owens, Terrell* | 35 | 520 | 14.9 | 46t | 4 |
| Jones, Brent | 33 | 428 | 13.0 | 39 | 1 |
| Vardell, Tommy | 28 | 179 | 6.4 | 22 | 0 |
| Popson, Ted | 26 | 301 | 11.6 | 39t | 6 |
| Floyd, William | 26 | 197 | 7.6 | 24 | 1 |
| Stokes, J.J. | 18 | 249 | 13.8 | 40 | 0 |
| Loville, Derek | 16 | 138 | 8.6 | 44t | 2 |
| *Uwaezuoke, Iheanyi* | 7 | 91 | 13.0 | 29t | 1 |
| *Manuel, Sean* | 3 | 18 | 6.0 | 7 | 0 |
| Lynn, Anthony | 2 | 14 | 7.0 | 8 | 0 |
| Caldwell, Mike | 2 | 9 | 4.5 | 8 | 0 |
| Cooper, Adrian | 1 | 11 | 11.0 | 11 | 0 |
| Singleton, Nate | 1 | 11 | 11.0 | 11 | 0 |
| **49ERS** | **358** | **3,859** | **10.8** | **52** | **24** |
| **OPPONENTS** | **287** | **3,461** | **12.1** | **65t** | **21** |

| INTERCEPTIONS | No | Yds | Avg | LG | TD |
|---|---|---|---|---|---|
| Pope, Marquez | 6 | 98 | 16.3 | 55t | 1 |
| Hanks, Merton | 4 | 7 | 1.8 | 8 | 0 |
| Dodge, Dedrick | 3 | 27 | 9.0 | 26 | 0 |
| McDonald, Tim | 2 | 14 | 7.0 | 14 | 0 |
| Doleman, Chris | 2 | 1 | 0.5 | 1 | 0 |
| Stubblefield, Dana | 1 | 15 | 15.0 | 15 | 0 |
| Drakeford, Tyronne | 1 | 11 | 11.0 | 11 | 0 |
| Israel, Steve | 1 | 3 | 3.0 | 3 | 0 |
| **49ERS** | **20** | **176** | **8.8** | **55t** | **1** |
| **OPPONENTS** | **16** | **107** | **6.7** | **35** | **0** |

| KICKOFF RETURNS | No | Yds | Avg | LG | TD |
|---|---|---|---|---|---|
| Carter, Dexter | 41 | 909 | 22.2 | 71 | 0 |
| Loville, Derek | 10 | 229 | 22.9 | 35 | 0 |
| *Owens, Terrell* | 3 | 47 | 15.7 | 18 | 0 |
| Deese, Derrick | 2 | 20 | 10.0 | 12 | 0 |
| Kirby, Terry | 1 | 22 | 22.0 | 22 | 0 |
| *Uwaezuoke, Iheanyi* | 1 | 21 | 21.0 | 21 | 0 |
| Singleton, Nate | 1 | 10 | 10.0 | 10 | 0 |
| **49ERS** | **59** | **1,258** | **21.3** | **71** | **0** |
| **OPPONENTS** | **77** | **1,414** | **18.4** | **58** | **0** |

| PUNT RETURNS | No | FC | Yds | Avg | LG | TD |
|---|---|---|---|---|---|---|
| Carter, Dexter | 36 | 17 | 317 | 8.8 | 52 | 0 |
| Singleton, Nate | 2 | 0 | 32 | 16.0 | 21 | 0 |
| Kirby, Terry | 1 | 4 | 3 | 3.0 | 3 | 0 |
| **49ERS** | **39** | **21** | **352** | **9.0** | **52** | **0** |
| **OPPONENTS** | **36** | **11** | **235** | **6.5** | **22** | **0** |

| PUNTING | No | Yds | Avg | TB | I–20 | LG | Blk |
|---|---|---|---|---|---|---|---|
| Thompson, Tommy | 73 | 3,217 | 44.1 | 6 | 20 | 65 | 2 |
| **49ERS** | **73** | **3,217** | **42.9** | **6** | **20** | **65** | **2** |
| **OPPONENTS** | **88** | **3,695** | **42.0** | **11** | **23** | **62** | **0** |

| PASSING | Att | Comp | Pct | Yds | LG | TD | Int | QB |
|---|---|---|---|---|---|---|---|---|
| Young, Steve | 316 | 214 | 67.7 | 2,410 | 52 | 14 | 6 | 97.2 |
| Grbac, Elvis | 197 | 122 | 61.9 | 1,236 | 40 | 8 | 10 | 72.2 |
| Brohm, Jeff | 34 | 21 | 61.8 | 189 | 49 | 1 | 0 | 86.5 |
| Kirby, Terry | 2 | 1 | 50.0 | 24 | 24t | 1 | 0 | 133.3 |
| Rice, Jerry | 1 | 0 | 0.0 | 0 | 0 | 0 | 0 | 39.6 |
| **49ERS** | **550** | **358** | **65.1** | **3,859** | **52** | **24** | **16** | **88.0** |
| **OPPONENTS** | **558** | **287** | **51.4** | **3,461** | **65t** | **21** | **20** | **68.4** |

## 1997 (13-3/14-4)
### NFC West Champions
### Steve Mariucci, Coach

| | | | |
|---|---|---|---|
| L | 6 | at Tampa Bay (62,554), A–31 | 13 |
| W | 15 | at St. Louis (64,630), S–7 | 12 |
| W | 33 | New Orleans (61,838), S–14 | 7 |
| W | 34 | Atlanta (60,404), S–21 | 7 |
| W | 34 | at Carolina (70,972), **MON**/S–29 | 21 |
| – | – | BYE, 0–5 | – |
| W | 30 | St. Louis (63,825), 0–12 | 10 |
| W | 35 | at Atlanta (53,378), 0–19 | 28 |
| W | 23 | at New Orleans (60,443), 0–26 | 0 |
| W | 17 | Dallas (68,657), N–2 | 10 |
| W | 24 | at Philadelphia (67,133), **MON**/N–10 | 12 |
| W | 27 | Carolina (61,500), N–16 | 19 |
| W | 17 | San Diego (61,195), N–23 | 10 |
| L | 9 | at Kansas City (77,535), N–30 | 44 |
| W | 28 | Minnesota (55,761), D–7 | 17 |
| W | 34 | Denver (68,461), **MON**/D–15 | 17 |
| L | 9 | at Seattle (66,253), **SUN**/D–21 | 38 |
| | **375** | | **265** |

### NFC PLAYOFF - JAN. 3
(at San Francisco – 3Com Park)

| | | | |
|---|---|---|---|
| W | 38 | Minnesota (65,018)–**SAT** | 22 |

### NFC CHAMPIONSHIP - JAN. 11
(at San Francisco – 3Com Park)

| | | | |
|---|---|---|---|
| L | 10 | Green Bay (68,987) | 23 |

| TEAM STATISTICS | 49ers | Opp |
|---|---|---|
| TOTAL FIRST DOWNS | 294 | 242 |
| By Rushing | 106 | 67 |
| By Passing | 167 | 145 |
| By Penalties | 21 | 30 |
| TOTAL YARDS GAINED | 5,112 | 4,013 |
| By Rushing | 1,969 | 1,366 |
| By Passing | 3,143 | 2,647 |
| TOTAL PLAYS FROM SCRIMMAGE | 999 | 949 |
| Rushes | 523 | 386 |
| Average Gain Per Rush | 3.8 | 3.5 |
| NET YARDS PASSING | 3,143 | 3,164 |
| Passes Attempted | 432 | 558 |
| Passes Completed | 278 | 287 |
| Percent Completed | 64.4 | 50.7 |
| Had Intercepted | 11 | 25 |
| Times Sacked | 44 | 54 |
| Lost Attempting to Pass | 289 | 364 |
| PUNTS | 78 | 82 |
| Total Yardage of Punts | 3,182 | 3,473 |
| Average Length | 40.8 | 42.4 |
| KICKOFF RETURNS | 50 | 82 |
| Total Yards Returned | 1,133 | 1,746 |
| Average Length of Return | 22.7 | 21.3 |
| PENALTIES | 115 | 91 |
| Yards Penalized | 979 | 742 |
| FUMBLES | 22 | 24 |
| Own Fumbles Recovered | 13 | 8 |
| Opponents' Fumbles Recovered | 16 | 9 |
| FIELD GOALS | 29 | 16 |
| Field Goals Attempted | 36 | 20 |
| TOTAL POINTS SCORED | 375 | 265 |
| Touchdowns Scored | 41 | 31 |
| Touchdowns Rushing | 16 | 5 |
| Touchdowns Passing | 20 | 23 |
| Touchdown Returns | 5 | 3 |
| Extra Points | 38 | 29 |
| Safeties | 0 | 1 |
| AVG. TIME OF POSSESSION | 32:28 | 27:32 |

| SCORING | TDs | Ru | Pa | Int | Fu | KO | Pu | PAT | FG | S | Pts |
|---|---|---|---|---|---|---|---|---|---|---|---|
| Anderson, Gary | 0 | 0 | 0 | 0 | 0 | 0 | 0 | 38/38 | 29/36 | 0 | 125 |
| Kirby, Terry | 8 | 6 | 1 | 0 | 0 | 1 | 0 | 0/0 | 0/0 | 0 | 52 |
| Owens, Terrell | 8 | 0 | 8 | 0 | 0 | 0 | 0 | 0/0 | 0/0 | 0 | 48 |
| Hearst, Garrison | 6 | 4 | 2 | 0 | 0 | 0 | 0 | 0/0 | 0/0 | 0 | 36 |
| Floyd, William | 4 | 3 | 1 | 0 | 0 | 0 | 0 | 0/0 | 0/0 | 0 | 24 |
| Stokes, J.J. | 4 | 0 | 4 | 0 | 0 | 0 | 0 | 0/0 | 0/0 | 0 | 24 |
| Young, Steve | 3 | 3 | 0 | 0 | 0 | 0 | 0 | 0/0 | 0/0 | 0 | 18 |
| Hanks, Merton | 2 | 0 | 0 | 1 | 1 | 0 | 0 | 0/0 | 0/0 | 0 | 12 |

*Rookie Names in Italics*

*(continued)*

| SCORING | TDs | Ru | Pa | Int | Fu | KO | Pu | PAT | FG | S | Pts |
|---|---|---|---|---|---|---|---|---|---|---|---|
| Jones, Brent | 2 | 0 | 2 | 0 | 0 | 0 | 0 | 0/0 | 0/0 | 0 | 12 |
| *Clark, Greg* | 1 | 0 | 1 | 0 | 0 | 0 | 0 | 0/0 | 0/0 | 0 | 6 |
| Greene, Kevin | 1 | 0 | 0 | 0 | 1 | 0 | 0 | 0/0 | 0/0 | 0 | 6 |
| Levy, Chuck | 1 | 0 | 0 | 0 | 0 | 0 | 1 | 0/0 | 0/0 | 0 | 6 |
| Rice, Jerry | 1 | 0 | 1 | 0 | 0 | 0 | 0 | 0/0 | 0/0 | 0 | 6 |
| **49ERS** | **41** | **16** | **20** | **1** | **2** | **1** | **1** | **38/38** | **29/36** | **0** | **375** |
| **OPPONENTS** | **31** | **5** | **23** | **2** | **1** | **0** | **0** | **29/29** | **16/20** | **1** | **265** |

2–pt conversions: T. Kirby 2, Team: 2–3, Opponents: 0–2

| RUSHING | Att | Yds | Avg | LG | TD |
|---|---|---|---|---|---|
| Hearst, Garrison | 234 | 1,019 | 4.4 | 51 | 4 |
| Kirby, Terry | 125 | 418 | 3.3 | 38 | 6 |
| Floyd, William | 78 | 231 | 3.0 | 22 | 3 |
| Young, Steve | 50 | 199 | 4.0 | 13 | 3 |
| Levy, Chuck | 16 | 90 | 5.6 | 24 | 0 |
| *Edwards, Marc* | 5 | 17 | 3.4 | 6 | 0 |
| Brohm, Jeff | 4 | 11 | 2.8 | 10 | 0 |
| *Druckenmiller, Jim* | 10 | –6 | –0.6 | 2 | 0 |
| Rice, Jerry | 1 | –10 | –10.0 | –10 | 0 |
| **49ERS** | **523** | **1,969** | **3.8** | **51** | **16** |
| **OPPONENTS** | **386** | **1,366** | **3.5** | **46** | **5** |

| RECEIVING | No | Yds | Avg | LG | TD |
|---|---|---|---|---|---|
| Owens, Terrell | 60 | 936 | 15.6 | 56t | 8 |
| Stokes, J.J. | 58 | 733 | 12.6 | 36 | 4 |
| Floyd, William | 37 | 321 | 8.7 | 44t | 1 |
| Jones, Brent | 29 | 383 | 13.2 | 33 | 2 |
| Kirby, Terry | 23 | 279 | 12.1 | 82 | 1 |
| Hearst, Garrison | 21 | 194 | 9.2 | 69 | 2 |
| Uwaezuoke, Iheanyi | 14 | 165 | 11.8 | 25 | 0 |
| *Clark, Greg* | 8 | 96 | 12.0 | 23 | 1 |
| Rice, Jerry | 7 | 78 | 11.1 | 16 | 1 |
| *Edwards, Marc* | 6 | 48 | 8.0 | 19 | 0 |
| Fann, Chad | 5 | 78 | 15.6 | 21 | 0 |
| Levy, Chuck | 5 | 68 | 13.6 | 30 | 0 |
| Harris, Mark | 5 | 53 | 10.6 | 16 | 0 |
| **49ERS** | **278** | **3,432** | **12.4** | **82** | **20** |
| **OPPONENTS** | **258** | **3,011** | **11.7** | **69** | **23** |

| INTERCEPTIONS | No | Yds | Avg | LG | TD |
|---|---|---|---|---|---|
| Hanks, Merton | 6 | 103 | 17.2 | 55t | 1 |
| Drakeford, Tyronne | 5 | 15 | 3.0 | 15 | 0 |
| Woodson, Rod | 3 | 81 | 27.0 | 41 | 0 |
| Walker, Darnell | 3 | 49 | 16.3 | 28 | 0 |
| McDonald, Tim | 3 | 34 | 11.3 | 17 | 0 |
| Woodall, Lee | 2 | 55 | 27.5 | 55 | 0 |
| *Bronson, Zack* | 1 | 22 | 22.0 | 22 | 0 |
| Pope, Marquez | 1 | 7 | 7.0 | 7 | 0 |
| Maxie, Brett | 1 | 0 | 0.0 | 0 | 0 |
| **49ERS** | **25** | **366** | **14.6** | **55t** | **1** |
| **OPPONENTS** | **11** | **169** | **15.4** | **75t** | **2** |

| KICKOFF RETURNS | No | Yds | Avg | LG | TD |
|---|---|---|---|---|---|
| Levy, Chuck | 36 | 793 | 22.0 | 59 | 0 |
| Uwaezuoke, Iheanyi | 6 | 131 | 21.8 | 25 | 0 |
| Kirby, Terry | 3 | 124 | 41.3 | 101t | 1 |
| Owens, Terrell | 2 | 31 | 15.5 | 23 | 0 |
| *Edwards, Marc* | 1 | 30 | 30.0 | 30 | 0 |
| Drakeford, Tyronne | 1 | 24 | 24.0 | 24 | 0 |
| Fann, Chad | 1 | 0 | 0.0 | 0 | 0 |
| **49ERS** | **50** | **1,133** | **22.7** | **101t** | **1** |
| **OPPONENTS** | **82** | **1,746** | **21.3** | **61** | **0** |

| PUNT RETURNS | No | FC | Yds | Avg | LG | TD |
|---|---|---|---|---|---|---|
| Uwaezuoke, Iheanyi | 34 | 14 | 373 | 11.0 | 36 | 0 |
| Levy, Chuck | 6 | 2 | 109 | 18.2 | 73t | 1 |
| Woodson, Rod | 1 | 0 | 0 | 0.0 | 0 | 0 |
| **49ERS** | **41** | **16** | **482** | **11.8** | **73t** | **1** |
| **OPPONENTS** | **41** | **9** | **307** | **7.5** | **37** | **0** |

| PUNTING | No | Yds | Avg | TB | I–20 | LG | Blk |
|---|---|---|---|---|---|---|---|
| Thompson, Tommy | 78 | 3,182 | 40.8 | 7 | 22 | 55 | 1 |
| **49ERS** | **78** | **3,182** | **40.3** | **7** | **22** | **55** | **1** |
| **OPPONENTS** | **83** | **3,473** | **41.9** | **11** | **25** | **59** | **1** |

| PASSING | Att | Comp | Pct | Yds | LG | TD | Int | QB |
|---|---|---|---|---|---|---|---|---|
| Young, Steve | 356 | 241 | 67.7 | 3,029 | 82 | 19 | 6 | 104.7 |
| *Druckenmiller, Jim* | 52 | 21 | 40.4 | 239 | 33 | 1 | 4 | 29.2 |
| Brohm, Jeff | 24 | 16 | 66.7 | 164 | 21 | 0 | 1 | 68.7 |
| **49ERS** | **432** | **278** | **64.4** | **3,432** | **82** | **20** | **11** | **93.6** |
| **OPPONENTS** | **509** | **258** | **50.7** | **3,011** | **69** | **23** | **25** | **63.6** |

## 1998 (12-4/13-5)
### Steve Mariucci, Coach

| | | | |
|---|---|---|---|
| W | 36 | New York Jets (64.419), S–6 | (OT) 30 |
| W | 45 | at Washington (76,798), **MON**/S–14 | 10 |
| – | – | BYE, S–20 | – |
| W | 31 | Atlanta (62,296), S–27 | 20 |
| L | 21 | at Buffalo (76,615), O–4 | 26 |
| W | 31 | at New Orleans (62,811), O–11 | 0 |
| W | 34 | Indianapolis (68,486), O–18 | 31 |
| W | 28 | at St. Louis (58,563), O–25 | 10 |
| L | 22 | at Green Bay (59, 794), N–1 | 36 |
| W | 25 | Carolina (68,572), N–8 | 23 |
| L | 19 | at Atlanta (69,828), N–15 | 31 |
| W | 31 | New Orleans (68,429), **SUN**/N–22 | 20 |
| W | 31 | New York Giants (68,212), **MON**/N–30 | 7 |
| W | 31 | at Carolina (63,332), D–6 | (OT) 28 |
| W | 35 | Detroit (68,585), **MON**/D–14 | 13 |
| L | 21 | at New England (59,153), D–20 | 24 |
| W | 38 | St. Louis (68,386), D–27 | 19 |
| | **479** | | **328** |

### NFC WILD CARD - JAN. 3
(at San Francisco – 3Com Park)

| | | | |
|---|---|---|---|
| W | 30 | Green Bay (66,506) | 27 |

### NFC PLAYOFF- JAN. 9
(at Atlanta – Georgia Dome)

| | | | |
|---|---|---|---|
| L | 18 | Atlanta (70,262)–**SAT** | 20 |

| TEAM STATISTICS | 49ers | Opp |
|---|---|---|
| TOTAL FIRST DOWNS | 381 | 297 |
| By Rushing | 129 | 91 |
| By Passing | 223 | 178 |
| By Penalties | 29 | 28 |
| TOTAL YARDS GAINED | 6,800 | 5,343 |
| By Rushing | 2,544 | 1,610 |
| By Passing | 4,256 | 3,733 |
| TOTAL PLAYS FROM SCRIMMAGE | 1,100 | 1,012 |
| Rushes | 491 | 395 |
| Average Gain Per Rush | 5.2 | 4.1 |
| NET YARDS PASSING | 4,256 | 3,733 |
| Passes Attempted | 556 | 566 |
| Passes Completed | 347 | 294 |
| Percent Completed | 62.4 | 51.9 |
| Had Intercepted | 15 | 21 |
| Times Sacked | 53 | 51 |
| Lost Attempting to Pass | 254 | 259 |
| PUNTS | 69 | 83 |
| Total Yardage of Punts | 2,835 | 3,492 |
| Average Length | 41.1 | 42.1 |
| KICKOFF RETURNS | 59 | 67 |
| Total Yards Returned | 1,108 | 1,296 |
| Average Length of Return | 18.8 | 19.3 |
| PENALTIES | 133 | 101 |
| Yards Penalized | 1,156 | 800 |
| FUMBLES | 22 | 24 |
| Own Fumbles Recovered | 7 | 12 |
| Opponents' Fumbles Recovered | 12 | 15 |
| FIELD GOALS | 18 | 19 |
| Field Goals Attempted | 27 | 32 |
| TOTAL POINTS SCORED | 479 | 328 |
| Touchdowns Scored | 61 | 39 |
| Touchdowns Rushing | 19 | 13 |
| Touchdowns Passing | 41 | 25 |
| Touchdown Returns | 1 | 1 |
| Extra Points | 49 | 35 |
| Safeties | 0 | 1 |
| AVG. TIME OF POSSESSION | 31:52 | 28:08 |

| SCORING | TDs | Ru | Pa | Int | Fu | KO | Pu | PAT | FG | S | Pts |
|---|---|---|---|---|---|---|---|---|---|---|---|
| *Richey, Wade* | 0 | 0 | 0 | 0 | 0 | 0 | 0 | 49/51 | 18/27 | 0 | 103 |
| Owens, Terrell | 15 | 1 | 14 | 0 | 0 | 0 | 0 | 0/0 | 0/0 | 0 | 92 |
| Rice, Jerry | 9 | 0 | 9 | 0 | 0 | 0 | 0 | 0/0 | 0/0 | 0 | 58 |
| Hearst, Garrison | 9 | 7 | 2 | 0 | 0 | 0 | 0 | 0/0 | 0/0 | 0 | 56 |
| Stokes, J.J. | 8 | 0 | 8 | 0 | 0 | 0 | 0 | 0/0 | 0/0 | 0 | 48 |
| Young, Steve | 6 | 6 | 0 | 0 | 0 | 0 | 0 | 0/0 | 0/0 | 0 | 36 |
| Smith, Irv | 5 | 0 | 5 | 0 | 0 | 0 | 0 | 0/0 | 0/0 | 0 | 30 |
| Edwards, Marc | 3 | 1 | 2 | 0 | 0 | 0 | 0 | 0/0 | 0/0 | 0 | 18 |
| Kirby, Terry | 3 | 3 | 0 | 0 | 0 | 0 | 0 | 0/0 | 0/0 | 0 | 18 |

*Rookie Names in Italics*

*(continued)*

| SCORING | TDs | Ru | Pa | Int | Fu | KO | Pu | PAT | FG | S | Pts |
|---|---|---|---|---|---|---|---|---|---|---|---|
| Clark, Greg | 1 | 0 | 1 | 0 | 0 | 0 | 0 | 0/0 | 0/0 | 0 | 8 |
| Levy, Chuck | 1 | 1 | 0 | 0 | 0 | 0 | 0 | 0/0 | 0/0 | 0 | 6 |
| *McQuarters, R.W.* | 1 | 0 | 0 | 0 | 0 | 0 | 1 | 0/0 | 0/0 | 0 | 6 |
| **49ERS** | **61** | **19** | **41** | **0** | **0** | **0** | **1** | **49/51** | **18/27** | **0** | **479** |
| **OPPONENTS** | **39** | **13** | **25** | **0** | **1** | **0** | **0** | **35/38** | **19/32** | **1** | **328** |

2–pt conversions: J. Rice 2, G. Clark, G. Hearst, T. Owens, Team: 5–9, Opponents: 0–1

| RUSHING | Att | Yds | Avg | Lg | TD |
|---|---|---|---|---|---|
| Hearst, Garrison | 310 | 1,570 | 5.1 | 96t | 7 |
| Young, Steve | 70 | 454 | 6.5 | 24 | 6 |
| Kirby, Terry | 48 | 258 | 5.4 | 31t | 3 |
| Levy, Chuck | 25 | 112 | 4.5 | 21t | 1 |
| Edwards, Marc | 22 | 94 | 4.3 | 32 | 1 |
| Owens, Terrell | 4 | 53 | 13.3 | 21t | 1 |
| Detmer, Ty | 8 | 7 | 0.9 | 10 | 0 |
| Roby, Reggie | 1 | 0 | 0.0 | 0 | 0 |
| Druckenmiller, Jim | 3 | –4 | –1.3 | –1 | 0 |
| **49ERS** | **491** | **2,544** | **5.2** | **96t** | **19** |
| **OPPONENTS** | **395** | **1,610** | **4.1** | **65t** | **13** |

| RECEIVING | No | Yds | Avg | LG | TD |
|---|---|---|---|---|---|
| Rice, Jerry | 82 | 1,157 | 14.1 | 75t | 9 |
| Owens, Terrell | 67 | 1,097 | 16.4 | 79t | 14 |
| Stokes, J.J. | 63 | 770 | 12.2 | 33t | 8 |
| Hearst, Garrison | 39 | 535 | 13.7 | 81t | 2 |
| Smith, Irv | 25 | 266 | 10.6 | 25t | 5 |
| Edwards, Marc | 22 | 218 | 9.9 | 47t | 2 |
| Kirby, Terry | 16 | 134 | 8.4 | 25 | 0 |
| Levy, Chuck | 15 | 64 | 4.3 | 13 | 0 |
| Clark, Greg | 12 | 124 | 10.3 | 23 | 1 |
| Uwaezuoke, Iheanyi | 3 | 67 | 22.3 | 35 | 0 |
| Harris, Mark | 2 | 67 | 33.5 | 42 | 0 |
| *Beasley, Fred* | 1 | 11 | 11.0 | 11 | 0 |
| **49ERS** | **347** | **4,510** | **13.0** | **81t** | **41** |
| **OPPONENTS** | **294** | **3,992** | **13.6** | **80t** | **25** |

| INTERCEPTIONS | No | Yds | Avg | LG | TD |
|---|---|---|---|---|---|
| Walker, Darnell | 4 | 78 | 19.5 | 36 | 0 |
| Hanks, Merton | 4 | 37 | 9.3 | 37 | 0 |
| Bronson, Zack | 4 | 34 | 8.5 | 28 | 0 |
| McDonald, Tim | 4 | 22 | 5.5 | 18 | 0 |
| Tubbs, Winfred | 1 | 7 | 7.0 | 7 | 0 |
| Woodall, Lee | 1 | 4 | 4.0 | 4 | 0 |
| Langham, Antonio | 1 | 0 | 0.0 | 0 | 0 |
| Pope, Marquez | 1 | 0 | 0.0 | 0 | 0 |
| Barker, Roy | 1 | –4 | –4.0 | –4 | 0 |
| **49ERS** | **21** | **178** | **8.5** | **37** | **0** |
| **OPPONENTS** | **15** | **304** | **20.3** | **43** | **0** |

| KICKOFF RETURNS | No | Yds | Avg | LG | TD |
|---|---|---|---|---|---|
| Levy, Chuck | 22 | 383 | 17.4 | 30 | 0 |
| Kirby, Terry | 17 | 340 | 20.0 | 33 | 0 |
| *McQuarters, R.W.* | 17 | 339 | 19.9 | 45 | 0 |
| Smith, Irv | 2 | 35 | 17.5 | 23 | 0 |
| Richie, David | 1 | 11 | 11.0 | 11 | 0 |
| **49ERS** | **59** | **1,108** | **18.8** | **45** | **0** |
| **OPPONENTS** | **67** | **1,296** | **19.3** | **47** | **0** |

| PUNT RETURNS | No | FC | Yds | Avg | LG | TD |
|---|---|---|---|---|---|---|
| *McQuarters, R.W.* | 47 | 10 | 406 | 8.6 | 72t | 1 |
| **49ERS** | **47** | **10** | **406** | **8.6** | **72t** | **1** |
| **OPPONENTS** | **36** | **15** | **341** | **9.5** | **53** | **0** |

| PUNTING | No | Yds | Avg | TB | I–20 | LG | Blk |
|---|---|---|---|---|---|---|---|
| Roby, Reggie | 60 | 2,511 | 41.9 | 6 | 14 | 66 | 0 |
| Howard, Ed | 9 | 324 | 36.0 | 1 | 2 | 45 | 0 |
| **49ERS** | **69** | **2,835** | **41.1** | **7** | **16** | **66** | **0** |
| **OPPONENTS** | **83** | **3,492** | **42.1** | **8** | **20** | **64** | **0** |

| PASSING | Att | Comp | Pct | Yds | LG | TD | Int | QB |
|---|---|---|---|---|---|---|---|---|
| Young, Steve | 517 | 322 | 62.3 | 4,170 | 81t | 36 | 12 | 101.1 |
| Detmer, Ty | 38 | 24 | 63.2 | 312 | 36t | 4 | 3 | 91.1 |
| Kirby, Terry | 1 | 1 | 100.0 | 28 | 28t | 1 | 0 | 158.3 |
| **49ERS** | **556** | **347** | **62.4** | **4,510** | **81t** | **41** | **15** | **101.2** |
| **OPPONENTS** | **566** | **294** | **51.9** | **3,992** | **80t** | **25** | **21** | **74.0** |

## 1999 (4-12)

### Steve Mariucci, Coach

| | | | |
|---|---|---|---|
| L | 3 | at Jacksonville (68,678), S–12 | 41 |
| W | 28 | New Orleans (67,685), S–19 | 21 |
| W | 24 | at Arizona (71,200), **MON**/S–27 | 10 |
| W | 24 | Tennessee (67,447), O–3 | 22 |
| L | 20 | at St. Louis (65,872), O–10 | 42 |
| L | 29 | Carolina (68,151), O–17 | 31 |
| L | 16 | at Minnesota (64,109), O–24 | 40 |
| – | – | BYE, O–31 | |
| L | 6 | Pittsburgh (68,657), N–7 | 27 |
| L | 6 | at New Orleans (52,198), N–14 | 24 |
| L | 7 | St. Louis (68,193), N–21 | 23 |
| L | 3 | Green Bay (68,304), **MON**/N–29 | 20 |
| L | 30 | at Cincinnati (53,463), D–5 | 44 |
| W | 26 | Atlanta (67,465), D–12 | 7 |
| L | 24 | at Carolina (62,373), D–18 | 41 |
| L | 20 | Washington (68,329), **SUN**/D–26 | (OT) 26 |
| L | 29 | at Atlanta (57,980), **MON**/J–3 | 34 |
| | **295** | | **453** |

| TEAM STATISTICS | 49ers | Opp |
|---|---|---|
| TOTAL FIRST DOWNS | 300 | 315 |
| By Rushing | 102 | 91 |
| By Passing | 172 | 192 |
| By Penalties | 26 | 32 |
| TOTAL YARDS GAINED | 5,380 | 5,687 |
| By Rushing | 2,085 | 1,619 |
| By Passing | 3,295 | 4,068 |
| TOTAL PLAYS FROM SCRIMMAGE | 1,012 | 979 |
| Rushes | 419 | 426 |
| Average Gain Per Rush | 5.0 | 3.8 |
| NET YARDS PASSING | 3,295 | 4,068 |
| Passes Attempted | 560 | 521 |
| Passes Completed | 324 | 317 |
| Percent Completed | 57.9 | 60.8 |
| Had Intercepted | 19 | 13 |
| Times Sacked | 34 | 32 |
| Lost Attempting to Pass | 241 | 227 |
| PUNTS | 73 | 69 |
| Total Yardage of Punts | 2,883 | 2,712 |
| Average Length | 39.5 | 39.3 |
| KICKOFF RETURNS | 77 | 47 |
| Total Yards Returned | 1,579 | 1,093 |
| Average Length of Return | 20.5 | 23.3 |
| PENALTIES | 120 | 96 |
| Yards Penalized | 1,045 | 760 |
| FUMBLES | 29 | 18 |
| Own Fumbles Recovered | 16 | 11 |
| Opponents' Fumbles Recovered | 7 | 13 |
| FIELD GOALS | 21 | 27 |
| Field Goals Attempted | 23 | 32 |
| TOTAL POINTS SCORED | 295 | 453 |
| Touchdowns Scored | 33 | 53 |
| Touchdowns Rushing | 14 | 11 |
| Touchdowns Passing | 14 | 36 |
| Touchdown Returns | 5 | 6 |
| Extra Points | 30 | 50 |
| Safeties | 1 | 1 |
| AVG. TIME OF POSSESSION | 30:17 | 29:43 |

| SCORING | TDs | Ru | Pa | Int | Fu | KO | Pu | PAT | FG | S | Pts |
|---|---|---|---|---|---|---|---|---|---|---|---|
| Richey, Wade | 0 | 0 | 0 | 0 | 0 | 0 | 0 | 30/31 | 21/23 | 0 | 93 |
| Garner, Charlie | 6 | 4 | 2 | 0 | 0 | 0 | 0 | 0/0 | 0/0 | 0 | 36 |
| Rice, Jerry | 5 | 0 | 5 | 0 | 0 | 0 | 0 | 0/0 | 0/0 | 0 | 30 |
| Beasley, Fred | 4 | 4 | 0 | 0 | 0 | 0 | 0 | 0/0 | 0/0 | 0 | 24 |
| Owens, Terrell | 4 | 0 | 4 | 0 | 0 | 0 | 0 | 0/0 | 0/0 | 0 | 24 |
| Stokes, J.J. | 3 | 0 | 3 | 0 | 0 | 0 | 0 | 0/0 | 0/0 | 0 | 20 |
| Garcia, Jeff | 2 | 2 | 0 | 0 | 0 | 0 | 0 | 0/0 | 0/0 | 0 | 12 |
| Phillips, Lawrence | 2 | 2 | 0 | 0 | 0 | 0 | 0 | 0/0 | 0/0 | 0 | 12 |
| Walker, Darnell | 2 | 0 | 0 | 1 | 1 | 0 | 0 | 0/0 | 0/0 | 0 | 12 |
| Bryant, Junior | 1 | 0 | 0 | 0 | 1 | 0 | 0 | 0/0 | 0/0 | 0 | 6 |
| Jervey, Travis | 1 | 1 | 0 | 0 | 0 | 0 | 0 | 0/0 | 0/0 | 0 | 6 |
| McMillian, Mark | 1 | 0 | 0 | 0 | 1 | 0 | 0 | 0/0 | 0/0 | 0 | 6 |
| Schulters, Lance | 1 | 0 | 0 | 1 | 0 | 0 | 0 | 0/0 | 0/0 | 0 | 6 |
| Vardell,Tommy | 1 | 1 | 0 | 0 | 0 | 0 | 0 | 0/0 | 0/0 | 0 | 6 |

*Rookie Names in Italics*

*(continued)*

| SCORING | TDs | Ru | Pa | Int | Fu | KO | Pu | PAT | FG | S | Pts |
|---|---|---|---|---|---|---|---|---|---|---|---|
| Young, Bryant | 0 | 0 | 0 | 0 | 0 | 0 | 0 | 0/0 | 0/0 | 1 | 2 |
| **49ERS** | **33** | **14** | **14** | **2** | **3** | **0** | **0** | **30/31** | **21/23** | **1** | **295** |
| **OPPONENTS** | **53** | **11** | **36** | **2** | **1** | **1** | **2** | **50/50** | **27/32** | **1** | **453** |

2–pt conversions: J.J. Stokes, Team: 1–2, Opponents: 1–2

| RUSHING | Att | Yds | Avg | LG | TD |
|---|---|---|---|---|---|
| Garner, Charlie | 241 | 1,229 | 5.1 | 53 | 4 |
| Beasley, Fred | 58 | 276 | 4.8 | 44t | 4 |
| Garcia, Jeff | 45 | 231 | 5.1 | 25 | 2 |
| Phillips, Lawrence | 30 | 144 | 4.8 | 68t | 2 |
| *Jackson, Terry* | 15 | 75 | 5.0 | 11 | 1 |
| Young, Steve | 11 | 57 | 5.2 | 14 | 0 |
| Jervey, Travis | 6 | 49 | 8.2 | 33 | 1 |
| Stenstrom, Steve | 3 | 15 | 5.0 | 8 | 0 |
| Rice, Jerry | 2 | 13 | 6.5 | 11 | 0 |
| Vardell, Tommy | 6 | 6 | 1.0 | 5 | 0 |
| *Stanley, Chad* | 1 | 0 | 0.0 | 0 | 0 |
| **49ERS** | **418** | **2,095** | **5.0** | **68t** | **14** |
| **OPPONENTS** | **426** | **1,619** | **3.8** | **52** | **11** |

| RECEIVING | No | Yds | Avg | LG | TD |
|---|---|---|---|---|---|
| Rice, Jerry | 67 | 830 | 12.4 | 62 | 5 |
| Owens, Terrell | 60 | 754 | 12.6 | 36 | 4 |
| Garner, Charlie | 56 | 535 | 9.6 | 53 | 2 |
| Stokes, J.J. | 34 | 429 | 12.6 | 47 | 3 |
| Clark, Greg | 34 | 347 | 10.2 | 24 | 0 |
| Beasley, Fred | 32 | 282 | 8.8 | 24 | 0 |
| Phillips, Lawrence | 15 | 152 | 10.1 | 47 | 0 |
| Vardell, Tommy | 7 | 36 | 5.1 | 11 | 0 |
| Harris, Mark | 6 | 66 | 11.0 | 33 | 0 |
| Cline, Tony | 4 | 45 | 11.3 | 30 | 0 |
| *Jackson, Terry* | 3 | 6 | 2.0 | 4 | 0 |
| *Streets, Tai* | 2 | 25 | 12.5 | 14 | 0 |
| Fann, Chad | 2 | 8 | 4.0 | 6 | 0 |
| Stenstrom, Steve | 1 | 9 | 9.0 | 9 | 0 |
| Jervey, Travis | 1 | 2 | 2.0 | 2 | 0 |
| **49ERS** | **324** | **3,526** | **10.9** | **62** | **14** |
| **OPPONENTS** | **317** | **4,295** | **13.6** | **80t** | **36** |

| INTERCEPTIONS | No | Yds | Avg | LG | TD |
|---|---|---|---|---|---|
| Schulters, Lance | 6 | 127 | 21.2 | 64t | 1 |
| McDonald, Tim | 2 | 18 | 9.0 | 18 | 0 |
| Walker, Darnell | 1 | 27 | 27.0 | 27t | 1 |
| McQuarters, R.W. | 1 | 25 | 25.0 | 25 | 0 |
| Tubbs, Winfred | 1 | 8 | 8.0 | 8 | 0 |
| McDonald, Ramos | 1 | 4 | 4.0 | 4 | 0 |
| McMillian, Mark | 1 | 0 | 0.0 | 0 | 0 |
| **49ERS** | **13** | **209** | **16.1** | **64t** | **2** |
| **OPPONENTS** | **19** | **286** | **15.1** | **93t** | **2** |

| KICKOFF RETURNS | No | Yds | Avg | LG | TD |
|---|---|---|---|---|---|
| McQuarters, R.W. | 26 | 568 | 21.9 | 37 | 0 |
| Phillips, Lawrence | 19 | 415 | 21.8 | 75 | 0 |
| Preston, Roell | 16 | 292 | 18.3 | 58 | 0 |
| Jervey, Travis | 8 | 191 | 23.9 | 48 | 0 |
| Prioleau, Pierson | 3 | 73 | 24.3 | 32 | 0 |
| Harris, Mark | 2 | 26 | 13.0 | 15 | 0 |
| Peterson, Anthony | 2 | 10 | 5.0 | 10 | 0 |
| Lynch, Ben | 1 | 4 | 4.0 | 4 | 0 |
| **49ERS** | **77** | **1,579** | **20.5** | **75** | **0** |
| **OPPONENTS** | **47** | **1,093** | **23.3** | **97t** | **1** |

| PUNT RETURNS | No | FC | Yds | Avg | LG | TD |
|---|---|---|---|---|---|---|
| McQuarters, R.W. | 18 | 3 | 90 | 5.0 | 32 | 0 |
| Preston, Roell | 3 | 8 | 6 | 2.0 | 6 | 0 |
| Harris, Mark | 4 | 2 | 8 | 2.0 | 5 | 0 |
| Givens, Reggie | 1 | 0 | 0 | 0.0 | 0 | 0 |
| **49ERS** | **26** | **13** | **104** | **4.0** | **32** | **0** |
| **OPPONENTS** | **33** | **11** | **399** | **12.1** | **70t** | **2** |

| PUNTING | No | Yds | Avg | TB | I–20 | LG | Blk |
|---|---|---|---|---|---|---|---|
| *Stanley, Chad* | 69 | 2,737 | 39.7 | 9 | 20 | 70 | 2 |
| Richey, Wade | 4 | 146 | 36.5 | 0 | 1 | 45 | 0 |
| **49ERS** | **73** | **2,883** | **38.4** | **9** | **21** | **66** | **0** |
| **OPPONENTS** | **69** | **2,714** | **39.3** | **10** | **24** | **75** | **0** |

| PASSING | Att | Comp | Pct | Yds | LG | TD | Int | QB |
|---|---|---|---|---|---|---|---|---|
| Garcia, Jeff | 375 | 225 | 60.0 | 2,544 | 62 | 11 | 11 | 77.9 |
| Stenstrom, Steve | 100 | 54 | 54.0 | 536 | 32 | 0 | 4 | 52.8 |
| Young, Steve | 84 | 45 | 53.6 | 446 | 53 | 3 | 4 | 60.9 |
| Rice, Jerry | 1 | 0 | 0.0 | 0 | 0 | 0 | 0 | 39.6 |
| **49ERS** | **560** | **324** | **57.9** | **3,526** | **62** | **14** | **19** | **70.7** |
| **OPPONENTS** | **521** | **317** | **60.8** | **4,295** | **80t** | **36** | **13** | **99.8** |

## 2000 (6-10)

### Steve Mariucci, Coach

| | | | |
|---|---|---|---|
| L | 28 | at Atlanta (54,626), S–3 | 36 |
| L | 22 | Carolina (66,879), S–10 | 38 |
| L | 24 | at St. Louis (65,945), S–17 | 41 |
| W | 41 | at Dallas (64,127), S–24 | 24 |
| W | 27 | Arizona (66,985), O–1 | 20 |
| L | 28 | Oakland (68,344), O–8 | (OT) 34 |
| L | 28 | at Green Bay (59,870), O–15 | 31 |
| L | 16 | at Carolina (73,169), O–22 | 34 |
| L | 24 | St. Louis (68,109), O–29 | 34 |
| L | 15 | at New Orleans (64,900), N–5 | 31 |
| W | 21 | Kansas City (68,002), N–12 | 7 |
| W | 16 | Atlanta (67,447), N–19 | 6 |
| – | – | BYE, N–26 | – |
| W | 45 | at San Diego (57,255), D–3 | 17 |
| L | 27 | New Orleans (67,892), D–10 | 31 |
| W | 17 | Chicago (68,306), D–17 | 0 |
| L | 9 | at Denver (76,098), D–23 | 38 |
| | **388** | | **422** |

| TEAM STATISTICS | 49ers | Opp |
|---|---|---|
| TOTAL FIRST DOWNS | 334 | 347 |
| By Rushing | 98 | 110 |
| By Passing | 211 | 194 |
| By Penalties | 25 | 43 |
| TOTAL YARDS GAINED | 6,040 | 5,709 |
| By Rushing | 1,801 | 1,794 |
| By Passing | 4,239 | 3,915 |
| TOTAL PLAYS FROM SCRIMMAGE | 1,024 | 1,031 |
| Rushes | 416 | 435 |
| Average Gain Per Rush | 4.3 | 4.1 |
| NET YARDS PASSING | 4,239 | 3,915 |
| Passes Attempted | 583 | 558 |
| Passes Completed | 366 | 320 |
| Percent Completed | 62.8 | 57.4 |
| Had Intercepted | 10 | 13 |
| Times Sacked | 25 | 38 |
| Lost Attempting to Pass | 161 | 270 |
| PUNTS | 70 | 65 |
| Total Yardage of Punts | 2,727 | 2,773 |
| Average Length | 39.0 | 42.7 |
| KICKOFF RETURNS | 68 | 63 |
| Total Yards Returned | 1,299 | 1,358 |
| Average Length of Return | 19.1 | 21.6 |
| PENALTIES | 134 | 102 |
| Yards Penalized | 1,135 | 857 |
| FUMBLES | 22 | 19 |
| Own Fumbles Recovered | 13 | 8 |
| Opponents' Fumbles Recovered | 11 | 9 |
| FIELD GOALS | 15 | 26 |
| Field Goals Attempted | 22 | 31 |
| TOTAL POINTS SCORED | 388 | 422 |
| Touchdowns Scored | 49 | 49 |
| Touchdowns Rushing | 15 | 22 |
| Touchdowns Passing | 32 | 25 |
| Touchdown Returns | 2 | 2 |
| Extra Points | 43 | 46 |
| Safeties | 0 | 0 |
| AVG. TIME OF POSSESSION | 29:38 | 30:22 |

| SCORING | TDs | Ru | Pa | Int | Fu | KO | Pu | PAT | FG | S | Pts |
|---|---|---|---|---|---|---|---|---|---|---|---|
| Richey, Wade | 0 | 0 | 0 | 0 | 0 | 0 | 0 | 43/45 | 15/22 | 0 | 88 |
| Owens, Terrell | 13 | 0 | 13 | 0 | 0 | 0 | 0 | 0/0 | 0/0 | 0 | 80 |
| Garner, Charlie | 10 | 7 | 3 | 0 | 0 | 0 | 0 | 0/0 | 0/0 | 0 | 60 |
| Rice, Jerry | 7 | 0 | 7 | 0 | 0 | 0 | 0 | 0/0 | 0/0 | 0 | 42 |
| Beasley, Fred | 6 | 3 | 3 | 0 | 0 | 0 | 0 | 0/0 | 0/0 | 0 | 36 |
| Garcia, Jeff | 4 | 4 | 0 | 0 | 0 | 0 | 0 | 0/0 | 0/0 | 0 | 24 |
| Stokes, J.J. | 3 | 0 | 3 | 0 | 0 | 0 | 0 | 0/0 | 0/0 | 0 | 20 |
| Jackson, Terry | 2 | 1 | 1 | 0 | 0 | 0 | 0 | 0/0 | 0/0 | 0 | 14 |
| Clark, Greg | 2 | 0 | 2 | 0 | 0 | 0 | 0 | 0/0 | 0/0 | 0 | 12 |
| Montgomery, M. | 1 | 0 | 0 | 1 | 0 | 0 | 0 | 0/0 | 0/0 | 0 | 6 |
| *Webster, Jason* | 1 | 0 | 0 | 1 | 0 | 0 | 0 | 0/0 | 0/0 | 0 | 6 |
| **49ERS** | **49** | **15** | **32** | **2** | **0** | **0** | **0** | **43/45** | **15/22** | **0** | **388** |
| **OPPONENTS** | **49** | **22** | **25** | **2** | **0** | **0** | **0** | **46/46** | **26/31** | **0** | **422** |

2–pt. conversions: T. Jackson, T. Owens, J.J. Stokes

Team: 3–4, Opponents: 2–2

*Rookie Names in Italics*

| RUSHING | Att | Yds | Avg | LG | TD |
|---|---|---|---|---|---|
| Garner, Charlie | 258 | 1,142 | 4.4 | 42 | 7 |
| Garcia, Jeff | 72 | 414 | 5.8 | 33 | 4 |
| Beasley, Fred | 50 | 147 | 2.9 | 9 | 3 |
| *Smith, Paul* | 18 | 72 | 4.0 | 14 | 0 |
| Owens, Terrell | 3 | 11 | 3.7 | 5 | 0 |
| Jackson, Terry | 5 | 6 | 1.2 | 3 | 1 |
| *Lewis, Jonas* | 1 | 6 | 6.0 | 6 | 0 |
| Stokes, J.J. | 1 | 6 | 6.0 | 6 | 0 |
| Jervey, Travis | 1 | 0 | 0.0 | 0 | 0 |
| Mirer, Rick | 3 | 0 | 0.0 | 3 | 0 |
| Streets, Tai | 1 | 0 | 0.0 | 0 | 0 |
| *Rattay, Tim* | 2 | –1 | –0.5 | 0 | 0 |
| Rice, Jerry | 1 | –2 | –2.0 | –2 | 0 |
| **49ERS** | **416** | **1,801** | **4.3** | **42** | **15** |
| **OPPONENTS** | **435** | **1,794** | **4.1** | **31** | **22** |

| RECEIVING | No | Yds | Avg | LG | TD |
|---|---|---|---|---|---|
| Owens, Terrell | 97 | 1,451 | 15.0 | 69t | 13 |
| Rice, Jerry | 75 | 805 | 10.7 | 68t | 7 |
| Garner, Charlie | 68 | 647 | 9.5 | 62 | 3 |
| Clark, Greg | 38 | 342 | 9.0 | 34 | 2 |
| Beasley, Fred | 31 | 233 | 7.5 | 34 | 3 |
| Stokes, J.J. | 30 | 524 | 17.5 | 53 | 3 |
| Streets, Tai | 19 | 287 | 15.1 | 39 | 0 |
| Jackson, Terry | 5 | 48 | 9.6 | 16 | 1 |
| *Smith, Paul* | 2 | 55 | 27.5 | 47 | 0 |
| Swift, Justin | 1 | 8 | 8.0 | 8 | 0 |
| **49ERS** | **366** | **4,400** | **12.0** | **69t** | **32** |
| **OPPONENTS** | **320** | **4,185** | **13.1** | **78t** | **25** |

| INTERCEPTIONS | No | Yds | Avg | LG | TD |
|---|---|---|---|---|---|
| Bronson, Zack | 3 | 75 | 25.0 | 43 | 0 |
| Montgomery, Monty | 3 | 68 | 22.7 | 46t | 1 |
| *Webster, Jason* | 2 | 78 | 39.0 | 70t | 1 |
| *Peterson, Julian* | 2 | 33 | 16.5 | 31 | 0 |
| Prioleau, Pierson | 1 | 13 | 13.0 | 13 | 0 |
| Tubbs, Winfred | 1 | 11 | 11.0 | 11 | 0 |
| *Keith, John* | 1 | 0 | 0.0 | 0 | 0 |
| **49ERS** | **13** | **278** | **21.4** | **70t** | **2** |
| **OPPONENTS** | **10** | **94** | **9.4** | **36t** | **2** |

| KICKOFF RETURNS | No | Yds | Avg | LG | TD |
|---|---|---|---|---|---|
| Williams, Kevin | 30 | 536 | 17.9 | 33 | 0 |
| *Lewis, Jonas* | 9 | 168 | 18.7 | 26 | 0 |
| *Smith, Paul* | 9 | 167 | 18.6 | 28 | 0 |
| Jervey, Travis | 8 | 209 | 26.1 | 68 | 0 |
| Streets, Tai | 8 | 180 | 22.5 | 37 | 0 |
| Jackson, Terry | 1 | 9 | 9.0 | 19 | 0 |
| *Milem, John* | 1 | 13 | 13.0 | 13 | 0 |
| Okeafor, Chike | 1 | 17 | 17.0 | 17 | 0 |
| *Plummer, Ahmed* | 1 | 0 | 0.0 | 0 | 0 |
| **49ERS** | **68** | **1,299** | **19.1** | **68** | **0** |
| **OPPONENTS** | **63** | **1,358** | **21.6** | **57** | **0** |

| PUNT RETURNS | No | FC | Yds | Avg | LG | TD |
|---|---|---|---|---|---|---|
| Williams, Kevin | 26 | 13 | 220 | 8.5 | 25 | 0 |
| **49ERS** | **26** | **13** | **220** | **8.5** | **25** | **0** |
| **OPPONENTS** | **32** | **20** | **332** | **10.4** | **47** | **0** |

| PUNTING | No | Yds | Avg | TB | I–20 | LG | Blk |
|---|---|---|---|---|---|---|---|
| Stanley, Chad | 69 | 2,727 | 39.5 | 7 | 15 | 56 | 1 |
| **49ERS** | **70** | **2,727** | **39.0** | **7** | **15** | **56** | **1** |
| **OPPONENTS** | **65** | **2,773** | **42.7** | **10** | **16** | **66** | **0** |

| PASSING | Att | Comp | Pct | Yds | LG | TD | Int | QB |
|---|---|---|---|---|---|---|---|---|
| Garcia, Jeff | 561 | 355 | 63.3 | 4,278 | 69t | 31 | 10 | 97.6 |
| Mirer, Rick | 20 | 10 | 50.0 | 126 | 26 | 1 | 0 | 86.7 |
| *Rattay, Tim* | 1 | 1 | 100.0 | –4 | –4 | 0 | 0 | 79.2 |
| Rice, Jerry | 1 | 0 | 0.0 | 0 | 0 | 0 | 0 | 39.6 |
| **49ERS** | **583** | **366** | **62.8** | **4,400** | **69t** | **32** | **10** | **97.0** |
| **OPPONENTS** | **558** | **320** | **57.4** | **4,185** | **78t** | **25** | **13** | **86.4** |

## 2001 (12-4/12-5)

### Steve Mariucci, Coach

| | | | |
|---|---|---|---|
| W | 16 | Atlanta (65,989), S–9 | (OT) 13 |
| L | 26 | St. Louis (67,536), S–23 | 30 |
| W | 19 | at New York Jets (78,722), **MON**/O–1 | 17 |
| W | 24 | Carolina (66,944), **SUN**/O–7 | 14 |
| W | 37 | at Atlanta (48,100), O–14 | (OT) 31 |
| – | – | BYE, O–21 | – |
| L | 31 | at Chicago (66,944), O–28 | (OT) 37 |
| W | 21 | Detroit (67,605), N–4 | 13 |
| W | 28 | New Orleans (68,083), N–11 | 27 |
| W | 25 | at Carolina (72,665), N–18 | (OT) 22 |
| W | 40 | at Indianapolis (56,393), N–25 | 21 |
| W | 35 | Buffalo (67,252), **SUN**/D–2 | 0 |
| L | 14 | at St. Louis (66,218),D–9 | 27 |
| W | 21 | Miami (68,223), D–16 | 0 |
| W | 13 | Philadelphia (68,124), D–22 | 3 |
| L | 21 | at Dallas (64,366), D–30 | 27 |
| W | 38 | at New Orleans (70,020), J–6 | 0 |
| | **409** | | **282** |

### NFC WILD CARD - JAN. 13

(at Green Bay – Lambeau Field)

| | | | |
|---|---|---|---|
| L | 15 | at Green Bay (59,825) | 25 |

| TEAM STATISTICS | 49ers | Opp |
|---|---|---|
| TOTAL FIRST DOWNS | 328 | 289 |
| By Rushing | 121 | 89 |
| By Passing | 184 | 179 |
| By Penalties | 23 | 21 |
| TOTAL YARDS GAINED | 5,689 | 4,954 |
| By Rushing | 2,244 | 1,571 |
| By Passing | 3,445 | 3,383 |
| TOTAL PLAYS FROM SCRIMMAGE | 1,041 | 988 |
| Rushes | 509 | 389 |
| Average Gain Per Rush | 4.3 | 4.1 |
| NET YARDS PASSING | 3,445 | 3,383 |
| Passes Attempted | 506 | 567 |
| Passes Completed | 318 | 332 |
| Percent Completed | 62.8 | 58.6 |
| Had Intercepted | 12 | 24 |
| Times Sacked | 26 | 32 |
| Lost Attempting to Pass | 114 | 220 |
| PUNTS | 69 | 72 |
| Total Yardage of Punts | 2,813 | 2,981 |
| Average Length | 40.8 | 41.4 |
| KICKOFF RETURNS | 61 | 68 |
| Total Yards Returned | 1,336 | 1,408 |
| Average Length of Return | 21.9 | 20.7 |
| PENALTIES | 82 | 95 |
| Yards Penalized | 669 | 812 |
| FUMBLES | 19 | 24 |
| Own Fumbles Recovered | 12 | 14 |
| Opponents' Fumbles Recovered | 10 | 7 |
| FIELD GOALS | 18 | 23 |
| Field Goals Attempted | 25 | 27 |
| TOTAL POINTS SCORED | 409 | 282 |
| Touchdowns Scored | 51 | 30 |
| Touchdowns Rushing | 16 | 9 |
| Touchdowns Passing | 32 | 18 |
| Touchdown Returns | 3 | 3 |
| Extra Points | 47 | 23 |
| Safeties | 0 | 1 |
| AVG. TIME OF POSSESSION | 31:49 | 28:11 |

| SCORING | TDs | Ru | Pa | Int | Fu | KO | Pu | PAT | FG | S | Pts |
|---|---|---|---|---|---|---|---|---|---|---|---|
| Cortez, Jose | 0 | 0 | 0 | 0 | 0 | 0 | 0 | 47/47 | 18/25 | 0 | 101 |
| Owens, Terrell | 16 | 0 | 16 | 0 | 0 | 0 | 0 | 0/0 | 0/0 | 0 | 96 |
| Stokes, J.J. | 7 | 0 | 7 | 0 | 0 | 0 | 0 | 0/0 | 0/0 | 0 | 42 |
| *Barlow, Kevan* | 5 | 4 | 1 | 0 | 0 | 0 | 0 | 0/0 | 0/0 | 0 | 30 |
| Garcia, Jeff | 5 | 5 | 0 | 0 | 0 | 0 | 0 | 0/0 | 0/0 | 0 | 30 |
| Hearst, Garrison | 5 | 4 | 1 | 0 | 0 | 0 | 0 | 0/0 | 0/0 | 0 | 30 |
| *Johnson, Eric* | 3 | 0 | 3 | 0 | 0 | 0 | 0 | 0/0 | 0/0 | 0 | 20 |
| Jackson, Terry | 3 | 1 | 2 | 0 | 0 | 0 | 0 | 0/0 | 0/0 | 0 | 18 |
| Bronson, Zack | 2 | 0 | 0 | 2 | 0 | 0 | 0 | 0/0 | 0/0 | 0 | 12 |

*Rookie Names in Italics*

*(continued)*

| SCORING | TDs | Ru | Pa | Int | Fu | KO | Pu | PAT | FG | S | Pts |
|---|---|---|---|---|---|---|---|---|---|---|---|
| Beasley, Fred | 1 | 1 | 0 | 0 | 0 | 0 | 0 | 0/0 | 0/0 | 0 | 6 |
| Peterson, Julian | 1 | 0 | 0 | 0 | 1 | 0 | 0 | 0/0 | 0/0 | 0 | 6 |
| Smith, Paul | 1 | 1 | 0 | 0 | 0 | 0 | 0 | 0/0 | 0/0 | 0 | 6 |
| Streets, Tai | 1 | 0 | 1 | 0 | 0 | 0 | 0 | 0/0 | 0/0 | 0 | 6 |
| Swift, Justin | 1 | 0 | 1 | 0 | 0 | 0 | 0 | 0/0 | 0/0 | 0 | 6 |
| **49ERS** | **51** | **16** | **32** | **2** | **1** | **0** | **0** | **47/47** | **18/25** | **0** | **409** |
| **OPPONENTS** | **30** | **9** | **18** | **3** | **0** | **0** | **0** | **23/23** | **23/27** | **1** | **282** |

2–pt conversions: E. Johnson Team: 1–3, Opponents: 4–6

| RUSHING | Att | Yds | Avg | LG | TD |
|---|---|---|---|---|---|
| Hearst, Garrison | 252 | 1,206 | 4.8 | 43t | 4 |
| *Barlow, Kevan* | 125 | 512 | 4.1 | 25 | 4 |
| Garcia, Jeff | 72 | 254 | 3.5 | 25 | 5 |
| Jackson, Terry | 22 | 138 | 6.3 | 15 | 1 |
| Beasley, Fred | 23 | 73 | 3.2 | 16 | 1 |
| Smith, Paul | 4 | 27 | 6.8 | 13t | 1 |
| Owens, Terrell | 4 | 21 | 5.3 | 12 | 0 |
| *Sutherland, Vinny* | 1 | 16 | 16.0 | 16 | 0 |
| *Baker, Jason* | 1 | 0 | 0.0 | 0 | 0 |
| Rattay, Tim | 5 | –3 | –0.6 | 1 | 0 |
| **49ERS** | **509** | **2,244** | **4.4** | **43t** | **16** |
| **OPPONENTS** | **389** | **1,571** | **4.0** | **39** | **9** |

| RECEIVING | No | Yds | Avg | Long | TD |
|---|---|---|---|---|---|
| Owens, Terrell | 93 | 1,412 | 15.2 | 60t | 16 |
| Stokes, J.J. | 54 | 585 | 10.8 | 47 | 7 |
| Hearst, Garrison | 41 | 347 | 8.5 | 60t | 1 |
| *Johnson, Eric* | 40 | 362 | 9.1 | 24 | 3 |
| Streets, Tai | 28 | 345 | 12.3 | 52 | 1 |
| *Barlow, Kevan* | 22 | 247 | 11.2 | 61t | 1 |
| Beasley, Fred | 16 | 99 | 6.2 | 15 | 0 |
| Jackson, Terry | 12 | 91 | 7.6 | 14 | 2 |
| Swift, Justin | 11 | 66 | 6.0 | 13 | 1 |
| *Sutherland, Vinny* | 1 | 5 | 5.0 | 5 | 0 |
| **49ERS** | **318** | **3,559** | **11.2** | **61t** | **32** |
| **OPPONENTS** | **332** | **3,603** | **10.9** | **63** | **18** |

| INTERCEPTIONS | No | Yds | Avg | Long | TD |
|---|---|---|---|---|---|
| Bronson, Zack | 7 | 165 | 23.6 | 97t | 2 |
| Plummer Ahmed | 7 | 45 | 6.4 | 24 | 0 |
| Webster, Jason | 3 | 61 | 20.3 | 31 | 0 |
| Schulters, Lance | 3 | 0 | 0.0 | 0 | 0 |
| Winborn, Jamie | 2 | 40 | 20.0 | 29 | 0 |
| *Holman, Rashad* | 1 | 19 | 19.0 | 19 | 0 |
| Smith, Derek | 1 | 0 | 0.0 | 0 | 0 |
| **49ERS** | **24** | **330** | **13.8** | **97t** | **2** |
| **OPPONENTS** | **12** | **232** | **19.3** | **74t** | **3** |

| KICKOFF RETURNS | No | Yds | Avg | Long | TD |
|---|---|---|---|---|---|
| *Sutherland, Vinny* | 50 | 1,140 | 22.8 | 65 | 0 |
| *Wilson, Cedrick* | 6 | 127 | 21.2 | 34 | 0 |
| Smith, Paul | 3 | 37 | 12.3 | 16 | 0 |
| Lewis, Jonas | 2 | 32 | 16.0 | 19 | 0 |
| **49ERS** | **61** | **1,336** | **21.9** | **65** | **0** |
| **OPPONENTS** | **68** | **1,408** | **20.7** | **46** | **0** |

| PUNT RETURNS | No | FC | Yds | Avg | LG | TD |
|---|---|---|---|---|---|---|
| *Sutherland, Vinny* | 21 | 19 | 147 | 7.0 | 19 | 0 |
| *Wilson, Cedrick* | 2 | 0 | 4 | 2.0 | 3 | 0 |
| **49ERS** | **23** | **19** | **151** | **6.6** | **19** | **0** |
| **OPPONENTS** | **34** | **14** | **290** | **8.5** | **34** | **0** |

| PUNTING | No | Yds | Avg | TB | I–20 | LG | Blk |
|---|---|---|---|---|---|---|---|
| *Baker, Jason* | 69 | 2,813 | 40.8 | 4 | 21 | 64 | 0 |
| **49ERS** | **69** | **2,813** | **40.8** | **4** | **21** | **64** | **0** |
| **OPPONENTS** | **72** | **2,981** | **41.4** | **12** | **25** | **68** | **1** |

| PASSING | Att | Comp | Pct | Yds | LG | TD | Int | QB |
|---|---|---|---|---|---|---|---|---|
| Garcia, Jeff | 504 | 316 | 62.7 | 3,538 | 61t | 32 | 12 | 94.8 |
| Rattay, Tim | 2 | 2 | 100.0 | 21 | 20 | 0 | 0 | 110.4 |
| **49ERS** | **506** | **318** | **62.8** | **3,559** | **61t** | **32** | **12** | **95.0** |
| **OPPONENTS** | **567** | **332** | **58.6** | **3,603** | **63** | **18** | **24** | **70.3** |

## 2002 (10-6/11-7)

### NFC West Champions

### Steve Mariucci, Coach

| | | | |
|---|---|---|---|
| W | 16 | at New York Giants (78,748), **THU**/S–5 | 13 |
| L | 14 | Denver (67,685), S–15 | 24 |
| W | 20 | Washington (67,541), S–22 | 10 |
| – | – | BYE, S–29 | – |
| W | 37 | St. Louis (67,853), O–6 | 13 |
| W | 28 | at Seattle (66,420), **MON**/O–14 | 21 |
| L | 27 | at New Orleans (67,903), O–20 | 35 |
| W | 38 | Arizona (67,173), O–27 | 28 |
| W | 23 | at Oakland (62,660), N–3 | (OT) 20 |
| W | 17 | Kansas City (67,881), N–10 | 13 |
| L | 17 | at San Diego (67,161), N–17 | (OT) 20 |
| L | 17 | Philadelphia (67,919), **MON**/N–25 | 38 |
| W | 31 | Seattle (67,594), D–1 | 24 |
| W | 31 | at Dallas (64,097), D–8 | 27 |
| L | 14 | Green Bay (67,947), D–15 | 20 |
| W | 17 | at Arizona (44,051), D–21 | 14 |
| L | 20 | at St. Louis (66,118), **MON**/D–30 | 31 |
| | **367** | | **351** |

### NFC WILD CARD - JAN. 5

(at San Francisco – 3Com Park)

| | | | |
|---|---|---|---|
| W | 39 | New York Giants (66,318) | 38 |

### NFC PLAYOFF - JAN. 12

(at Tampa Bay – Raymond James Stadium)

| | | | |
|---|---|---|---|
| L | 6 | at Tampa Bay (65,599) | 31 |

| TEAM STATISTICS | 49ers | Opp |
|---|---|---|
| TOTAL FIRST DOWNS | 342 | 307 |
| By Rushing | 141 | 96 |
| By Passing | 182 | 188 |
| By Penalties | 19 | 23 |
| TOTAL YARDS GAINED | 5,701 | 5,158 |
| By Rushing | 2,244 | 1,652 |
| By Passing | 3,457 | 3,506 |
| TOTAL PLAYS FROM SCRIMMAGE | 1,082 | 978 |
| Rushes | 489 | 394 |
| Average Gain Per Rush | 5.3 | 5.3 |
| NET YARDS PASSING | 3,457 | 3,506 |
| Passes Attempted | 571 | 552 |
| Passes Completed | 354 | 340 |
| Percent Completed | 62.0 | 61.6 |
| Had Intercepted | 10 | 19 |
| Times Sacked | 22 | 32 |
| Lost Attempting to Pass | 119 | 195 |
| PUNTS | 65 | 65 |
| Total Yardage of Punts | 2,493 | 2,699 |
| Average Length | 38.4 | 41.5 |
| KICKOFF RETURNS | 68 | 73 |
| Total Yards Returned | 1,386 | 1,665 |
| Average Length of Return | 20.4 | 22.8 |
| PENALTIES | 87 | 82 |
| Yards Penalized | 725 | 681 |
| FUMBLES | 15 | 24 |
| Own Fumbles Recovered | 8 | 16 |
| Opponents' Fumbles Recovered | 8 | 7 |
| FIELD GOALS | 26 | 22 |
| Field Goals Attempted | 36 | 30 |
| TOTAL POINTS SCORED | 367 | 351 |
| Touchdowns Scored | 41 | 41 |
| Touchdowns Rushing | 16 | 14 |
| Touchdowns Passing | 23 | 23 |
| Touchdown Returns | 2 | 4 |
| Extra Points | 39 | 39 |
| Safeties | 0 | 0 |
| AVG. TIME OF POSSESSION | 32:00 | 28:00 |

| SCORING | TDs | Ru | Pa | Int | Fu | KO | Pu | PAT | FG | S | Pts |
|---|---|---|---|---|---|---|---|---|---|---|---|
| Owens, Terrell | 14 | 1 | 13 | 0 | 0 | 0 | 0 | 0/0 | 0/0 | 0 | 84 |
| Cortez, Jose TM | 0 | 0 | 0 | 0 | 0 | 0 | 0 | 25/25 | 18/24 | 0 | 79 |
| Hearst, Garrison | 9 | 8 | 1 | 0 | 0 | 0 | 0 | 0/0 | 0/0 | 0 | 56 |
| *Chandler, Jeff* | 0 | 0 | 0 | 0 | 0 | 0 | 0 | 14/14 | 8/12 | 0 | 38 |
| Barlow, Kevan | 5 | 4 | 1 | 0 | 0 | 0 | 0 | 0/0 | 0/0 | 0 | 30 |
| Streets, Tai | 5 | 0 | 5 | 0 | 0 | 0 | 0 | 0/0 | 0/0 | 0 | 30 |

*Rookie Names in Italics*

*(continued)*

| SCORING | TDs | Ru | Pa | Int | Fu | KO | Pu | PAT | FG | S | Pts |
|---|---|---|---|---|---|---|---|---|---|---|---|
| Garcia, Jeff | 3 | 3 | 0 | 0 | 0 | 0 | 0 | 0/0 | 0/0 | 0 | 20 |
| Beasley, Fred | 1 | 0 | 1 | 0 | 0 | 0 | 0 | 0/0 | 0/0 | 0 | 6 |
| Stokes, J.J. | 1 | 0 | 1 | 0 | 0 | 0 | 0 | 0/0 | 0/0 | 0 | 6 |
| Webster, Jason | 1 | 0 | 0 | 1 | 0 | 0 | 0 | 0/0 | 0/0 | 0 | 6 |
| Williams, Jimmy | 1 | 0 | 0 | 0 | 0 | 0 | 1 | 0/0 | 0/0 | 0 | 6 |
| Wilson, Cedrick | 1 | 0 | 1 | 0 | 0 | 0 | 0 | 0/0 | 0/0 | 0 | 6 |
| **49ERS** | **41** | **16** | **23** | **1** | **0** | **0** | **1** | **39/39** | **26/36** | **0** | **367** |
| **OPPONENTS** | **41** | **14** | **23** | **0** | **1** | **1** | **2** | **39/39** | **22/30** | **0** | **351** |

2–pt conversions: J. Garcia, G. Hearst Team: 2–2, Opponents: 0–2

| RUSHING | Att | Yds | Avg | LG | TD |
|---|---|---|---|---|---|
| Hearst, Garrison | 215 | 972 | 4.5 | 40 | 8 |
| Barlow, Kevan | 145 | 675 | 4.7 | 35 | 4 |
| Garcia, Jeff | 73 | 353 | 4.8 | 21t | 3 |
| Smith, Paul | 18 | 90 | 5.0 | 16 | 0 |
| Owens, Terrell | 7 | 79 | 11.3 | 38t | 1 |
| Beasley, Fred | 26 | 75 | 2.9 | 9 | 0 |
| Rattay, Tim | 5 | 0 | 0.0 | 5 | 0 |
| **49ERS** | **489** | **2,244** | **4.6** | **40** | **16** |
| **OPPONENTS** | **394** | **1,652** | **4.2** | **53** | **14** |

| RECEIVING | No | Yds | Avg | Long | TD |
|---|---|---|---|---|---|
| Owens, Terrell | 100 | 1,300 | 13.0 | 76t | 13 |
| Streets, Tai | 72 | 756 | 10.5 | 47t | 5 |
| Hearst, Garrison | 48 | 317 | 6.6 | 16 | 1 |
| Johnson, Eric | 36 | 321 | 8.9 | 38 | 0 |
| Stokes, J.J. | 32 | 332 | 10.4 | 51 | 1 |
| Beasley, Fred | 22 | 152 | 6.9 | 25t | 1 |
| Wilson, Cedrick | 15 | 166 | 11.1 | 22 | 1 |
| Barlow, Kevan | 14 | 136 | 9.7 | 29 | 1 |
| Swift, Justin | 10 | 63 | 6.3 | 11 | 0 |
| Smith, Paul | 5 | 33 | 6.6 | 11 | 0 |
| **49ERS** | **354** | **3,576** | **10.1** | **76t** | **23** |
| **OPPONENTS** | **340** | **3,701** | **10.9** | **58** | **23** |

| INTERCEPTIONS | No | Yds | Avg | Long | TD |
|---|---|---|---|---|---|
| Parrish, Tony | 7 | 204 | 29.1 | 60 | 0 |
| Heard, Ronnie | 4 | 60 | 15.0 | 30 | 0 |
| Bronson, Zack | 3 | 28 | 9.3 | 20 | 0 |
| Webster, Jason | 1 | 37 | 37.0 | 37t | 1 |
| Hawthorne, Duane LG | 1 | 15 | 15.0 | 15 | 0 |
| Peterson, Julian | 1 | 2 | 2.0 | 2 | 0 |
| Holman, Rashad | 1 | 1 | 1.0 | 1 | 0 |
| Plummer, Ahmed | 1 | 0 | 0.0 | 0 | 0 |
| Stewart, Quincy | 1 | 0 | 0.0 | 0 | 0 |
| **49ERS** | **19** | **332** | **17.5** | **60** | **1** |
| **OPPONENTS** | **10** | **54** | **5.4** | **36** | **0** |

| KICKOFF RETURNS | No | Yds | Avg | Long | TD |
|---|---|---|---|---|---|
| Williams, Jimmy | 35 | 765 | 21.9 | 50 | 0 |
| Robertson, Jamal | 11 | 242 | 22.0 | 42 | 0 |
| Wilson, Cedrick | 10 | 195 | 19.5 | 37 | 0 |
| Smith, Paul | 7 | 107 | 15.3 | 28 | 0 |
| Jackson, Eric | 4 | 67 | 16.8 | 23 | 0 |
| *Kosier, Kyle* | 1 | 10 | 10.0 | 10 | 0 |
| **49ERS** | **68** | **1,386** | **20.4** | **50** | **0** |
| **OPPONENTS** | **73** | **1,665** | **22.8** | **84t** | **1** |

| PUNT RETURNS | No | FC | Yds | Avg | LG | TD |
|---|---|---|---|---|---|---|
| Williams, Jimmy | 20 | 8 | 336 | 16.8 | 89t | 1 |
| Wilson, Cedrick | 8 | 4 | 59 | 7.4 | 13 | 0 |
| **49ERS** | **28** | **12** | **395** | **14.1** | **89t** | **1** |
| **OPPONENTS** | **37** | **13** | **359** | **9.7** | **76t** | **2** |

| PUNTING | No | Yds | Avg | TB | I–20 | LG | Blk |
|---|---|---|---|---|---|---|---|
| Baker, Jason TM | 42 | 1,688 | 40.2 | 3 | 12 | 51 | 0 |
| LaFleur, Bill | 22 | 805 | 36.6 | 1 | 5 | 60 | 1 |
| **49ERS** | **64** | **2,493** | **38.4** | **4** | **17** | **60** | **1** |
| **OPPONENTS** | **65** | **2,699** | **41.5** | **5** | **17** | **64** | **0** |

| PASSING | Att | Comp | Pct | Yds | LG | TD | Int | QB |
|---|---|---|---|---|---|---|---|---|
| Garcia, Jeff | 528 | 328 | 62.1 | 3,344 | 76t | 21 | 10 | 85.6 |
| Rattay, Tim | 43 | 26 | 60.5 | 232 | 27t | 2 | 0 | 90.5 |
| **49ERS** | **571** | **354** | **62.0** | **3,576** | **76t** | **23** | **10** | **86.0** |
| **OPPONENTS** | **552** | **340** | **61.6** | **3,701** | **58** | **23** | **19** | **80.9** |

## 2003 (7-9)

### Dennis Erickson, Coach

| | | | |
|---|---|---|---|
| W | 49 | Chicago (67,554), S–7 | 7 |
| L | 24 | at St. Louis (65,990), S–14 | (OT) 27 |
| L | 12 | Cleveland (67,412), S–21 | 13 |
| L | 7 | at Minnesota (64,111), S–28 | 35 |
| W | 24 | Detroit (67,365), O–5 | 17 |
| L | 19 | at Seattle (66,437), **SUN**/O–12 | 20 |
| W | 24 | Tampa Bay (67,809), O–19 | 7 |
| L | 13 | at Arizona (40,824), O–26 | (OT) 16 |
| W | 30 | St. Louis (67,812), N–2 | 10 |
| – | – | BYE, N–9 | – |
| W | 30 | Pittsburgh (67,877), **MON**/N–17 | 14 |
| L | 10 | at Green Bay (70,250), N–23 | 20 |
| L | 6 | at Baltimore (69,549), N–30 | 44 |
| W | 50 | Arizona (66,975), D–7 | 14 |
| L | 38 | at Cincinnati (64,666), D–14 | 41 |
| W | 31 | at Philadelphia (67,866), D–21 | (OT) 28 |
| L | 17 | Seattle (67,840), D–27 | 24 |
| | **384** | | **337** |

| TEAM STATISTICS | 49ers | Opp |
|---|---|---|
| TOTAL FIRST DOWNS | 313 | 292 |
| By Rushing | 118 | 99 |
| By Passing | 172 | 165 |
| By Penalties | 23 | 28 |
| TOTAL YARDS GAINED | 5,687 | 4,928 |
| By Rushing | 2,279 | 1,690 |
| By Passing | 3,408 | 3,238 |
| TOTAL PLAYS FROM SCRIMMAGE | 1,038 | 976 |
| Rushes | 499 | 420 |
| Average Gain Per Rush | 5.5 | 5.0 |
| NET YARDS PASSING | 3,408 | 3,238 |
| Passes Attempted | 511 | 514 |
| Passes Completed | 299 | 310 |
| Percent Completed | 58.5 | 60.3 |
| Had Intercepted | 15 | 23 |
| Times Sacked | 28 | 32 |
| Lost Attempting to Pass | 158 | 195 |
| PUNTS | 69 | 76 |
| Total Yardage of Punts | 2,629 | 2,975 |
| Average Length | 38.1 | 39.1 |
| KICKOFF RETURNS | 64 | 77 |
| Total Yards Returned | 1,327 | 1,641 |
| Average Length of Return | 20.7 | 21.3 |
| PENALTIES | 104 | 78 |
| Yards Penalized | 807 | 720 |
| FUMBLES | 24 | 23 |
| Own Fumbles Recovered | 14 | 9 |
| Opponents' Fumbles Recovered | 14 | 10 |
| FIELD GOALS | 26 | 17 |
| Field Goals Attempted | 37 | 26 |
| TOTAL POINTS SCORED | 384 | 337 |
| Touchdowns Scored | 44 | 41 |
| Touchdowns Rushing | 16 | 13 |
| Touchdowns Passing | 25 | 25 |
| Touchdown Returns | 3 | 3 |
| Extra Points | 38 | 40 |
| Safeties | 1 | 0 |
| AVG. TIME OF POSSESSION | 30:54 | 29:06 |

| SCORING | TDs | Ru | Pa | Int | Fu | KO | Pu | PAT | FG | S | Pts |
|---|---|---|---|---|---|---|---|---|---|---|---|
| Peterson, Todd | 0 | 0 | 0 | 0 | 0 | 0 | 0 | 22/23 | 12/15 | 0 | 58 |
| Owens, Terrell | 9 | 0 | 9 | 0 | 0 | 0 | 0 | 0/0 | 0/0 | 0 | 54 |
| Barlow, Kevan | 7 | 6 | 1 | 0 | 0 | 0 | 0 | 0/0 | 0/0 | 0 | 42 |
| Garcia, Jeff | 7 | 7 | 0 | 0 | 0 | 0 | 0 | 0/0 | 0/0 | 0 | 42 |
| Streets, Tai | 7 | 0 | 7 | 0 | 0 | 0 | 0 | 0/0 | 0/0 | 0 | 42 |
| Pochman, Owen | 0 | 0 | 0 | 0 | 0 | 0 | 0 | 9/10 | 8/15 | 0 | 33 |
| Chandler, Jeff | 0 | 0 | 0 | 0 | 0 | 0 | 0 | 7/8 | 6/7 | 0 | 25 |
| Hearst, Garrison | 4 | 3 | 1 | 0 | 0 | 0 | 0 | 0/0 | 0/0 | 0 | 24 |
| Wilson, Cedrick | 3 | 0 | 2 | 0 | 0 | 1 | 0 | 0/0 | 0/0 | 0 | 18 |
| *Lloyd, Brandon* | 2 | 0 | 2 | 0 | 0 | 0 | 0 | 0/0 | 0/0 | 0 | 14 |
| Beasley, Fred | 1 | 0 | 1 | 0 | 0 | 0 | 0 | 0/0 | 0/0 | 0 | 6 |
| Harris, Kwame | 1 | 0 | 0 | 1 | 0 | 0 | 0 | 0/0 | 0/0 | 0 | 6 |
| Plummer, Ahmed | 1 | 0 | 0 | 1 | 0 | 0 | 0 | 0/0 | 0/0 | 0 | 6 |

*Rookie Names in Italics*

*(continued)*

| SCORING | TDs | Ru | Pa | Int | Fu | KO | Pu | PAT | FG | S | Pts |
|---|---|---|---|---|---|---|---|---|---|---|---|
| *Walker, Aaron* | 1 | 0 | 1 | 0 | 0 | 0 | 0 | 0/0 | 0/0 | 0 | 6 |
| Weaver, Jed | 1 | 0 | 1 | 0 | 0 | 0 | 0 | 0/0 | 0/0 | 0 | 6 |
| Ulbrich, Jeff | 0 | 0 | 0 | 0 | 0 | 0 | 0 | 0/0 | 0/0 | 1 | 2 |
| **49ERS** | **44** | **16** | **25** | **2** | **0** | **1** | **0** | **38/41** | **26/37** | **1** | **384** |
| **OPPONENTS** | **41** | **13** | **25** | **3** | **0** | **0** | **0** | **40/40** | **17/26** | **0** | **337** |

2–pt conversions: B. Lloyd Team: 1–3, Opponents: 0–1

| RUSHING | Att | Yds | Avg | LG | TD |
|---|---|---|---|---|---|
| Barlow, Kevan | 201 | 1,024 | 5.1 | 78t | 6 |
| Hearst, Garrison | 178 | 768 | 4.3 | 36 | 3 |
| Garcia, Jeff | 56 | 319 | 5.7 | 21t | 7 |
| Robertson, Jamal | 32 | 136 | 4.3 | 23 | 0 |
| Beasley, Fred | 17 | 24 | 1.4 | 5 | 0 |
| *Battle, Arnaz* | 2 | 14 | 7.0 | 9 | 0 |
| LaFleur, Bill | 1 | 0 | 0.0 | 0 | 0 |
| Rattay, Tim | 8 | 0 | 0.0 | 6 | 0 |
| Owens, Terrell | 3 | –2 | –.7 | 3 | 0 |
| Wilson, Cedrick | 1 | –4 | –4.0 | –4 | 0 |
| **49ERS** | **499** | **2,279** | **4.6** | **78t** | **16** |
| **OPPONENTS** | **420** | **1,690** | **4.0** | **49t** | **13** |

| RECEIVING | No | Yds | Avg | Long | TD |
|---|---|---|---|---|---|
| Owens, Terrell | 80 | 1,102 | 13.8 | 75t | 9 |
| Streets, Tai | 47 | 595 | 12.7 | 41t | 7 |
| Weaver, Jed | 35 | 437 | 12.5 | 30 | 1 |
| Wilson, Cedrick | 35 | 396 | 11.3 | 29 | 2 |
| Barlow, Kevan | 35 | 307 | 8.8 | 48 | 1 |
| Hearst, Garrison | 25 | 211 | 8.4 | 26 | 1 |
| Beasley, Fred | 19 | 184 | 9.7 | 32 | 1 |
| *Lloyd, Brandon* | 14 | 212 | 15.1 | 44 | 2 |
| *Walker, Aaron* | 8 | 116 | 14.5 | 26 | 1 |
| Garcia, Jeff | 1 | 6 | 6.0 | 6 | 0 |
| **49ERS** | **299** | **3,566** | **11.9** | **75t** | **25** |
| **OPPONENTS** | **310** | **3,544** | **11.4** | **75t** | **25** |

| INTERCEPTIONS | No | Yds | Avg | Long | TD |
|---|---|---|---|---|---|
| Parrish, Tony | 9 | 202 | 22.4 | 49 | 0 |
| Plummer, Ahmed | 4 | 85 | 21.3 | 68t | 1 |
| Rumph, Mike | 3 | 19 | 6.3 | 12 | 0 |
| Peterson, Julian | 2 | 31 | 15.5 | 31 | 0 |
| Bronson, Zack | 1 | 22 | 22.0 | 22 | 0 |
| Webster, Jason | 1 | 17 | 17.0 | 17 | 0 |
| Ulbrich, Jeff | 1 | 7 | 7.0 | 7 | 0 |
| Williams, Jimmy | 1 | 6 | 6.0 | 6 | 0 |
| Heard, Ronnie | 1 | 0 | 0.0 | 0 | 0 |
| **49ERS** | **23** | **389** | **16.9** | **68t** | **1** |
| **OPPONENTS** | **15** | **291** | **19.4** | **65** | **1** |

| KICKOFF RETURNS | No | Yds | Avg | Long | TD |
|---|---|---|---|---|---|
| Wilson, Cedrick | 37 | 836 | 22.6 | 95t | 1 |
| Williams, Jimmy | 11 | 207 | 18.8 | 41 | 0 |
| Bruce, Arland | 6 | 125 | 20.8 | 29 | 0 |
| *Battle, Arnaz* | 5 | 88 | 17.6 | 21 | 0 |
| *Lloyd, Brandon* | 2 | 32 | 16.0 | 21 | 0 |
| Moran, Sean | 2 | 35 | 17.5 | 19 | 0 |
| Gutierrez, Brock | 1 | 4 | 4.0 | 4 | 0 |
| **49ERS** | **64** | **1,327** | **20.7** | **95t** | **1** |
| **OPPONENTS** | **77** | **1,641** | **21.3** | **75** | **0** |

| PUNT RETURNS | No | FC | Yds | Avg | LG | TD |
|---|---|---|---|---|---|---|
| Williams, Jimmy | 35 | 10 | 240 | 6.9 | 20 | 0 |
| Bruce, Arland | 4 | 2 | 24 | 6.0 | 18 | 0 |
| Wilson, Cedrick | 1 | 3 | 12 | 12.0 | 12 | 0 |
| **49ERS** | **40** | **15** | **276** | **6.9** | **20** | **0** |
| **OPPONENTS** | **28** | **15** | **258** | **9.2** | **81t** | **1** |

| PUNTING | No | Yds | Avg | TB | I–20 | LG | Blk |
|---|---|---|---|---|---|---|---|
| LaFleur, Bill | 68 | 2,629 | 38.7 | 3 | 17 | 56 | 1 |
| **49ERS** | **68** | **2,629** | **38.1** | **3** | **17** | **56** | **1** |
| **OPPONENTS** | **76** | **2,975** | **39.1** | **3** | **16** | **58** | **1** |

| PASSING | Att | Comp | Pct | Yds | LG | TD | Int | QB |
|---|---|---|---|---|---|---|---|---|
| Garcia, Jeff | 392 | 225 | 57.4 | 2,704 | 75t | 18 | 13 | 80.1 |
| Rattay, Tim | 118 | 73 | 61.9 | 856 | 61t | 7 | 2 | 96.6 |
| Wilson, Cedrick | 1 | 1 | 100.0 | 6 | 6 | 0 | 0 | 91.7 |
| **49ERS** | **511** | **299** | **58.5** | **3,566** | **75t** | **25** | **15** | **84.0** |
| **OPPONENTS** | **514** | **310** | **60.3** | **3,544** | **75t** | **25** | **23** | **78.6** |

## 2004 (2-14)

### Dennis Erickson, Coach

| | | | |
|---|---|---|---|
| L | 19 | Atlanta (65,584), S–12 | 21 |
| L | 27 | at New Orleans (64,900), S–19 | 30 |
| L | 0 | at Seattle (66,709), S–26 | 34 |
| L | 14 | St. Louis (66,696), **SUN**/O–3 | 24 |
| W | 31 | Arizona (62,836), O–10 | (OT) 28 |
| L | 14 | at New York Jets (78,189), O–17 | 22 |
| – | – | BYE, O–24 | – |
| L | 13 | at Chicago (62,054), **SUN**/O–31 | 23 |
| L | 27 | Seattle (64,423), N–7 | 42 |
| L | 27 | Carolina (63,618), N–14 | 37 |
| L | 3 | at Tampa Bay (65,234), N–21 | 35 |
| L | 17 | Miami (66,156), N–28 | 24 |
| L | 6 | at St. Louis (65,793), D–5 | 16 |
| W | 31 | at Arizona (35,069), D–12 | (OT) 28 |
| L | 16 | Washington (65,710), **SAT**/D–19 | 26 |
| L | 7 | Buffalo (63,248), D–26 | 41 |
| L | 7 | at New England (68,756), J–2 | 21 |
| | **259** | | **452** |

| TEAM STATISTICS | 49ers | Opp |
|---|---|---|
| TOTAL FIRST DOWNS | 280 | 322 |
| By Rushing | 83 | 121 |
| By Passing | 172 | 179 |
| By Penalties | 25 | 22 |
| TOTAL YARDS GAINED | 4,585 | 5,481 |
| By Rushing | 1,449 | 1,995 |
| By Passing | 3,136 | 3,486 |
| TOTAL PLAYS FROM SCRIMMAGE | 1,026 | 1,014 |
| Rushes | 413 | 495 |
| Average Gain Per Rush | 4.5 | 5.4 |
| NET YARDS PASSING | 3,136 | 3,486 |
| Passes Attempted | 561 | 490 |
| Passes Completed | 325 | 308 |
| Percent Completed | 57.9 | 62.9 |
| Had Intercepted | 21 | 9 |
| Times Sacked | 52 | 29 |
| Lost Attempting to Pass | 319 | 194 |
| PUNTS | 96 | 80 |
| Total Yardage of Punts | 3,990 | 3,268 |
| Average Length | 41.6 | 40.9 |
| KICKOFF RETURNS | 84 | 56 |
| Total Yards Returned | 1,716 | 1,119 |
| Average Length of Return | 20.4 | 20.0 |
| PENALTIES | 103 | 107 |
| Yards Penalized | 859 | 867 |
| FUMBLES | 33 | 24 |
| Own Fumbles Recovered | 14 | 12 |
| Opponents' Fumbles Recovered | 12 | 19 |
| FIELD GOALS | 18 | 25 |
| Field Goals Attempted | 22 | 29 |
| TOTAL POINTS SCORED | 259 | 452 |
| Touchdowns Scored | 30 | 54 |
| Touchdowns Rushing | 10 | 22 |
| Touchdowns Passing | 17 | 27 |
| Touchdown Returns | 3 | 5 |
| Extra Points | 23 | 51 |
| Safeties | 1 | 0 |
| AVG. TIME OF POSSESSION | 29:00 | 31:00 |

| SCORING | TDs | Ru | Pa | Int | Fu | KO | Pu | PAT | FG | S | Pts |
|---|---|---|---|---|---|---|---|---|---|---|---|
| Peterson, Todd | 0 | 0 | 0 | 0 | 0 | 0 | 0 | 23/23 | 18/22 | 0 | 77 |
| Barlow, Kevan | 7 | 7 | 0 | 0 | 0 | 0 | 0 | 0/0 | 0/0 | 0 | 42 |
| Lloyd, Brandon | 6 | 0 | 6 | 0 | 0 | 0 | 0 | 0/0 | 0/0 | 0 | 38 |
| Conway, Curtis | 3 | 0 | 3 | 0 | 0 | 0 | 0 | 0/0 | 0/0 | 0 | 20 |
| Wilson, Cedrick | 3 | 0 | 3 | 0 | 0 | 0 | 0 | 0/0 | 0/0 | 0 | 18 |
| Hicks, Maurice | 2 | 2 | 0 | 0 | 0 | 0 | 0 | 0/0 | 0/0 | 0 | 12 |
| Johnson, Eric | 2 | 0 | 2 | 0 | 0 | 0 | 0 | 0/0 | 0/0 | 0 | 12 |
| Battle, Arnaz | 1 | 0 | 0 | 0 | 0 | 1 | 0 | 0/0 | 0/0 | 0 | 6 |
| Bush, Steve LG | 1 | 0 | 1 | 0 | 0 | 0 | 0 | 0/0 | 0/0 | 0 | 6 |
| Carpenter, Dwaine | 1 | 0 | 0 | 0 | 0 | 1 | 0 | 0/0 | 0/0 | 0 | 6 |
| Robertson, Jamal TM | 1 | 1 | 0 | 0 | 0 | 0 | 0 | 0/0 | 0/0 | 0 | 6 |
| Smith, Derek | 1 | 0 | 0 | 0 | 0 | 1 | 0 | 0/0 | 0/0 | 0 | 6 |
| *Woods, Rashaun* | 1 | 0 | 1 | 0 | 0 | 0 | 0 | 0/0 | 0/0 | 0 | 6 |
| Rattay, Tim | 0 | 0 | 0 | 0 | 0 | 0 | 0 | 0/0 | 0/0 | 0 | 2 |
| **49ERS** | **30** | **10** | **17** | **0** | **0** | **3** | **0** | **23/23** | **18/22** | **1** | **259** |
| **OPPONENTS** | **54** | **22** | **27** | **0** | **0** | **5** | **0** | **51/51** | **25/29** | **0** | **452** |

2–pt. conversions: C. Conway, B. Lloyd, T. Rattay

Team: 3–6, Opponents: 1–3

*Rookie Names in Italics*

| RUSHING | No | Yds | Avg | Long | TD |
|---|---|---|---|---|---|
| Barlow, Kevan | 244 | 822 | 3.4 | 60 | 7 |
| Hicks, Maurice | 96 | 362 | 3.8 | 35 | 2 |
| Jackson, Terry | 26 | 101 | 3.9 | 13 | 0 |
| Robertson, Jamal TM | 16 | 71 | 4.4 | 16 | 1 |
| Rattay, Tim | 12 | 55 | 4.6 | 15 | 0 |
| Beasley, Fred | 9 | 15 | 1.7 | 4 | 0 |
| Dorsey, Ken | 5 | 7 | 1.4 | 3 | 0 |
| Wilson, Cedrick | 1 | 6 | 6.0 | 6 | 0 |
| Battle, Arnaz | 2 | 5 | 2.5 | 7 | 0 |
| *Pickett, Cody* | 1 | 5 | 5.0 | 5 | 0 |
| Isom, Jasen | 1 | 0 | 0.0 | 0 | 0 |
| **49ERS** | **413** | **1,449** | **3.5** | **60** | **10** |
| **OPPONENTS** | **495** | **1,995** | **4.0** | **29** | **22** |

| RECEIVING | No | Yds | Avg | Long | TD |
|---|---|---|---|---|---|
| Johnson, Eric | 82 | 825 | 10.1 | 25 | 2 |
| Wilson, Cedrick | 47 | 641 | 13.6 | 39 | 3 |
| Lloyd, Brandon | 43 | 565 | 13.1 | 52 | 6 |
| Conway, Curtis | 38 | 403 | 10.6 | 37 | 3 |
| Barlow, Kevan | 35 | 212 | 6.1 | 15 | 0 |
| Jackson, Terry | 21 | 139 | 6.6 | 22 | 0 |
| Hicks, Maurice | 16 | 154 | 9.6 | 19 | 0 |
| Walker, Aaron | 10 | 115 | 11.5 | 30 | 0 |
| Beasley, Fred | 10 | 44 | 4.4 | 9 | 0 |
| Battle, Arnaz | 8 | 143 | 17.9 | 65 | 0 |
| *Woods, Rashaun* | 7 | 160 | 22.9 | 59 | 1 |
| Robertson, Jamal TM | 4 | 34 | 8.5 | 14 | 0 |
| Bush, Steve LG | 2 | 10 | 5.0 | 6 | 1 |
| Bush, Steve TM | 2 | 10 | 5.0 | 6 | 1 |
| Ware, Kevin | 1 | 9 | 9.0 | 9 | 0 |
| Isom, Jasen | 1 | 1 | 1.0 | 1 | 0 |
| **49ERS** | **325** | **3,455** | **10.6** | **65** | **16** |
| **OPPONENTS** | **308** | **3,680** | **11.9** | **60** | **27** |

| INTERCEPTIONS | No | Yds | Avg | Long | TD |
|---|---|---|---|---|---|
| Parrish, Tony | 4 | 64 | 16.0 | 26 | 0 |
| Carpenter, Dwaine | 1 | 31 | 31.0 | 31 | 0 |
| Ulbrich, Jeff | 1 | 19 | 19.0 | 19 | 0 |
| Heard, Ronnie | 1 | 14 | 14.0 | 14 | 0 |
| Winborn, Jamie | 1 | 1 | 1.0 | 1 | 0 |
| *Adams, Mike* | 1 | 0 | 0.0 | 0 | 0 |
| **49ERS** | **9** | **129** | **14.3** | **31** | **0** |
| **OPPONENTS** | **21** | **479** | **22.8** | **85** | **4** |

| KICKOFF RETURNS | No | Yds | Avg | Long | TD |
|---|---|---|---|---|---|
| Hicks, Maurice | 31 | 623 | 20.1 | 35 | 0 |
| Robertson, Jamal TM | 25 | 560 | 22.4 | 37 | 0 |
| Battle, Arnaz | 13 | 257 | 19.8 | 40 | 0 |
| Wilson, Cedrick | 10 | 196 | 19.6 | 36 | 0 |
| Williams, Jimmy | 3 | 58 | 19.3 | 23 | 0 |
| Jackson, Terry | 2 | 22 | 11.0 | 14 | 0 |
| **49ERS** | **84** | **1,716** | **20.4** | **40** | **0** |
| **OPPONENTS** | **56** | **1,119** | **20.0** | **73** | **0** |

| PUNT RETURNS | Ret | FC | Yds | Avg | Long | TD |
|---|---|---|---|---|---|---|
| Battle, Arnaz | 31 | 20 | 266 | 8.6 | 71t | 1 |
| Wilson, Cedrick | 2 | 1 | 21 | 10.5 | 13 | 0 |
| Fleck, P.J. | 1 | 0 | 10 | 10.0 | 10 | 0 |
| Peterson, Julian | 1 | 0 | 6 | 6.0 | 6 | 0 |
| **49ERS** | **35** | **21** | **303** | **8.7** | **71t** | **1** |
| **OPPONENTS** | **51** | **17** | **445** | **8.7** | **35** | **0** |

| PUNTING | No | Yds | Avg | Net | TB | I–20 | Lg | B |
|---|---|---|---|---|---|---|---|---|
| Lee, Andy | 96 | 3,990 | 41.6 | 35.3 | 8 | 25 | 81 | 0 |
| **49ERS** | **96** | **3,990** | **41.6** | **35.3** | **8** | **25** | **81** | **0** |
| **OPPONENTS** | **79** | **3,268** | **40.9** | **35.8** | **5** | **28** | **61** | **1** |

| PASSING | Att | Comp | Pct | Yds | LG | TD | Int | QB |
|---|---|---|---|---|---|---|---|---|
| Rattay, Tim | 325 | 198 | 60.9 | 2,169 | 65 | 10 | 10 | 78.1 |
| *Dorsey, Ken* | 226 | 123 | 54.4 | 1,231 | 59 | 6 | 9 | 62.4 |
| *Pickett, Cody* | 10 | 4 | 40.0 | 55 | 18 | 0 | 2 | 18.8 |
| **49ERS** | **561** | **325** | **57.9** | **3,455** | **65** | **16** | **21** | **69.9** |
| **OPPONENTS** | **490** | **308** | **62.9** | **3,680** | **60** | **27** | **9** | **96.5** |

## 2005 (4-12)

### Mike Nolan, Coach

| | | | |
|---|---|---|---|
| W | 28 | St. Louis (67,918), S–11 | 25 |
| L | 3 | at Philadelphia (67,727), S–18 | 42 |
| L | 31 | Dallas (68,247), S–25 | 34 |
| L | 14 | at Arizona in MC (103,467), **SUN**/0–2 | 31 |
| L | 3 | Indianapolis (68,084), 0–9 | 28 |
| – | – | BYE, 0–16 | – |
| L | 17 | at Washington (90,224), 0–23 | 52 |
| W | 15 | Tampa Bay (63,358), 0–30 | 10 |
| L | 6 | New York Giants (63,820), N–6 | 24 |
| L | 9 | at Chicago (62,153), N–13 | 17 |
| L | 25 | Seattle (63,590), N–20 | 27 |
| L | 22 | at Tennessee (69,149), N–27 | 33 |
| L | 10 | Arizona (60,439), D–4 | 17 |
| L | 3 | at Seattle (66,690), D–11 | 41 |
| L | 9 | at Jacksonville (64,764), D–18 | 10 |
| W | 24 | at St. Louis (65,473), D–24 | 20 |
| W | 20 | Houston (67,970), J–1 | (OT) 17 |
| | **239** | | **428** |

| TEAM STATISTICS | 49ers | Opp |
|---|---|---|
| TOTAL FIRST DOWNS | 191 | 335 |
| By Rushing | 70 | 115 |
| By Passing | 96 | 205 |
| By Penalties | 25 | 15 |
| TOTAL YARDS GAINED | 3,587 | 6,259 |
| By Rushing | 1,689 | 1,832 |
| By Passing | 1,898 | 4,427 |
| TOTAL PLAYS FROM SCRIMMAGE | 865 | 1,090 |
| Rushes | 428 | 486 |
| Average Gain Per Rush | 4.1 | 5.7 |
| NET YARDS PASSING | 1,898 | 4,427 |
| Passes Attempted | 389 | 576 |
| Passes Completed | 204 | 374 |
| Percent Completed | 52.4 | 64.9 |
| Had Intercepted | 21 | 16 |
| Times Sacked | 48 | 28 |
| Lost Attempting to Pass | 292 | 193 |
| PUNTS | 108 | 71 |
| Total Yardage of Punts | 4,447 | 2,846 |
| Average Length | 41.2 | 40.1 |
| KICKOFF RETURNS | 81 | 48 |
| Total Yards Returned | 1,540 | 960 |
| Average Length of Return | 19.0 | 20.0 |
| PENALTIES | 106 | 120 |
| Yards Penalized | 780 | 961 |
| FUMBLES | 31 | 18 |
| Own Fumbles Recovered | 17 | 8 |
| Opponents' Fumbles Recovered | 10 | 14 |
| FIELD GOALS | 26 | 29 |
| Field Goals Attempted | 29 | 36 |
| TOTAL POINTS SCORED | 239 | 428 |
| Touchdowns Scored | 23 | 49 |
| Touchdowns Rushing | 9 | 19 |
| Touchdowns Passing | 8 | 28 |
| Touchdown Returns | 6 | 2 |
| Extra Points | 21 | 43 |
| Field Goals | 26 | 29 |
| Safeties | 0 | 0 |
| AVG. TIME OF POSSESSION | 27:18 | 32:42 |

| SCORING | TDs | Ru | Pa | Int | Fu | KO | Pu | PAT | FG | S | Pts |
|---|---|---|---|---|---|---|---|---|---|---|---|
| Nedney, Joe | 0 | 0 | 0 | 0 | 0 | 0 | 0 | 19/19 | 26/28 | 0 | 97 |
| Lloyd, Brandon | 5 | 0 | 5 | 0 | 0 | 0 | 0 | 0/0 | 0/0 | 0 | 30 |
| Barlow, Kevan | 3 | 3 | 0 | 0 | 0 | 0 | 0 | 0/0 | 0/0 | 0 | 18 |
| Battle, Arnaz | 3 | 0 | 3 | 0 | 0 | 0 | 0 | 0/0 | 0/0 | 0 | 18 |
| *Gore, Frank* | 3 | 3 | 0 | 0 | 0 | 0 | 0 | 0/0 | 0/0 | 0 | 18 |
| Hicks, Maurice | 3 | 3 | 0 | 0 | 0 | 0 | 0 | 0/0 | 0/0 | 0 | 18 |
| Adams, Mike | 1 | 0 | 0 | 1 | 0 | 0 | 0 | 0/0 | 0/0 | 0 | 6 |
| *Amey, Fred* | 1 | 0 | 0 | 0 | 0 | 0 | 1 | 0/0 | 0/0 | 0 | 6 |
| Johnson, Derrick | 1 | 0 | 0 | 0 | 1 | 0 | 0 | 0/0 | 0/0 | 0 | 6 |
| Parrish, Tony | 1 | 0 | 0 | 1 | 0 | 0 | 0 | 0/0 | 0/0 | 0 | 6 |
| Smith, Derek | 1 | 0 | 0 | 0 | 1 | 0 | 0 | 0/0 | 0/0 | 0 | 6 |
| Spencer, Shawntae | 1 | 0 | 0 | 1 | 0 | 0 | 0 | 0/0 | 0/0 | 0 | 6 |

*Rookie Names in Italics*

*(continued)*

| SCORING | TDs | Ru | Pa | Int | Fu | KO | Pu | PAT | FG | S | Pts |
|---|---|---|---|---|---|---|---|---|---|---|---|
| Cortez, Jose TM | 0 | 0 | 0 | 0 | 0 | 0 | 0 | 2/2 | 0/1 | 0 | 2 |
| Jackson, Terry | 0 | 0 | 0 | 0 | 0 | 0 | 0 | 0/0 | 0/0 | 0 | 2 |
| **49ERS** | **23** | **9** | **8** | **3** | **2** | **0** | **1** | **21/21** | **26/29** | **0** | **239** |
| **OPPONENTS*** | **49** | **19** | **28** | **1** | **0** | **0** | **0** | **43/44** | **29/36** | **0** | **428** |

2–pt conversions: Jackson, Team: 1–2, Opponents: 2–5
*ret blkd FGA

| RUSHING | No | Yds | Avg | Long | TD |
|---|---|---|---|---|---|
| *Gore, Frank* | 127 | 608 | 4.8 | 72t | 3 |
| Barlow, Kevan | 176 | 581 | 3.3 | 29 | 3 |
| Hicks, Maurice | 59 | 308 | 5.2 | 73t | 3 |
| *Smith, Alex* | 30 | 103 | 3.4 | 19 | 0 |
| Pickett, Cody | 13 | 42 | 3.2 | 12 | 0 |
| Rattay, Tim TM | 7 | 18 | 2.6 | 13 | 0 |
| Battle, Arnaz | 8 | 11 | 1.4 | 9 | 0 |
| Dorsey, Ken | 4 | 11 | 2.8 | 6 | 0 |
| Jackson, Terry | 2 | 11 | 5.5 | 11 | 0 |
| Hetherington, Chris | 1 | 3 | 3.0 | 3 | 0 |
| *Marshall, Rasheed* | 1 | –7 | –7.0 | –7 | 0 |
| **49ERS** | **428** | **1,689** | **3.9** | **73t** | **9** |
| **OPPONENTS** | **486** | **1,832** | **3.8** | **40** | **19** |

| RECEIVING | No | Yds | Avg | Long | TD |
|---|---|---|---|---|---|
| Lloyd, Brandon | 48 | 733 | 15.3 | 89t | 5 |
| Battle, Arnaz | 32 | 363 | 11.3 | 39 | 3 |
| Barlow, Kevan | 31 | 241 | 7.8 | 24 | 0 |
| Morton, Johnnie | 21 | 288 | 13.7 | 30 | 0 |
| *Gore, Frank* | 15 | 131 | 8.7 | 47 | 0 |
| Hicks, Maurice | 12 | 47 | 3.9 | 11 | 0 |
| Jackson, Terry | 10 | 67 | 6.7 | 12 | 0 |
| Jones, Terry LG | 9 | 76 | 8.4 | 21 | 0 |
| Jones, Terry TM | 9 | 76 | 8.4 | 21 | 0 |
| McAddley, Jason | 7 | 125 | 17.9 | 38 | 0 |
| *Bajema, Billy* | 5 | 54 | 10.8 | 24 | 0 |
| Hetherington, Chris | 5 | 26 | 5.2 | 11 | 0 |
| Bush, Steve | 3 | 21 | 7.0 | 10 | 0 |
| Smith, Trent | 3 | 7 | 2.3 | 6 | 0 |
| Beasley, Fred | 2 | 12 | 6.0 | 6 | 0 |
| *Marshall, Rasheed* | 1 | –1 | –1.0 | –1 | 0 |
| **49ERS** | **204** | **2,190** | **10.7** | **89t** | **8** |
| **OPPONENTS** | **374** | **4,620** | **12.4** | **78t** | **28** |

| INTERCEPTIONS | No | Yds | Avg | Long | TD |
|---|---|---|---|---|---|
| Spencer, Shawntae | 4 | 85 | 21.3 | 61t | 1 |
| Adams, Mike | 4 | 36 | 9.0 | 40t | 1 |
| Parrish, Tony | 2 | 34 | 17.0 | 34t | 1 |
| Thornton, Bruce | 2 | 0 | 0.0 | 0 | 0 |
| Emanuel, Ben | 1 | 38 | 38.0 | 35 | 0 |
| Smith, Derek | 1 | 13 | 13.0 | 13 | 0 |
| Moore, Brandon | 1 | 12 | 12.0 | 12 | 0 |
| Lewis, Keith | 1 | 2 | 2.0 | 2 | 0 |
| **49ERS** | **16** | **220** | **13.8** | **61t** | **3** |
| **OPPONENTS** | **21** | **265** | **12.6** | **34** | **1** |

| KICKOFF RETURNS | No | Yds | Avg | Long | TD |
|---|---|---|---|---|---|
| Hicks, Maurice | 34 | 689 | 20.3 | 40 | 0 |
| *Marshall, Rasheed* | 26 | 488 | 18.8 | 29 | 0 |
| *Amey, Fred* | 14 | 241 | 17.2 | 25 | 0 |
| McAddley, Jason | 7 | 122 | 17.4 | 22 | 0 |
| **49ERS** | **81** | **1,540** | **19.0** | **40** | **0** |
| **OPPONENTS** | **48** | **960** | **20.0** | **35** | **0** |

| PUNT RETURNS | Ret | FC | Yds | Avg | Long | TD |
|---|---|---|---|---|---|---|
| *Marshall, Rasheed* | 17 | 10 | 87 | 5.1 | 13 | 0 |
| *Amey, Fred* | 11 | 2 | 125 | 11.4 | 75t | 1 |
| **49ERS** | **28** | **12** | **212** | **7.6** | **75t** | **1** |
| **OPPONENTS** | **62** | **20** | **471** | **7.6** | **25** | **0** |

| PUNTING | No | Yds | Avg | Net | TB | I–20 | Lg | B |
|---|---|---|---|---|---|---|---|---|
| Lee, Andy | 107 | 4,447 | 41.6 | 36.3 | 3 | 15 | 58 | 1 |
| **49ERS** | **107** | **4,447** | **41.6** | **36.3** | **3** | **15** | **58** | **1** |
| **OPPONENTS** | **71** | **2,846** | **40.1** | **33.7** | **12** | **22** | **56** | **1** |

| PASSING | Att | Comp | Pct | Yds | LG | TD | Int | QB |
|---|---|---|---|---|---|---|---|---|
| *Smith, Alex* | 165 | 84 | 50.9 | 875 | 47 | 1 | 11 | 40.8 |
| Rattay, Tim TM | 97 | 56 | 57.7 | 667 | 89t | 5 | 6 | 70.3 |
| Dorsey, Ken | 90 | 48 | 53.3 | 481 | 44 | 2 | 2 | 66.9 |
| Pickett, Cody | 35 | 14 | 40.0 | 140 | 28 | 0 | 2 | 28.3 |
| Battle, Arnaz | 2 | 2 | 100.0 | 27 | 24 | 0 | 0 | 118.8 |
| **49ERS** | **389** | **204** | **52.4** | **2,190** | **21** | **8** | **89t** | **53.6** |
| **OPPONENTS** | **576** | **374** | **64.9** | **4,620** | **16** | **28** | **78t** | **94.2** |

## 2006 (7-9)

### Mike Nolan, Coach

| | | | |
|---|---|---|---|
| L | 27 | at Arizona (63,407), S–10 | 34 |
| W | 20 | St. Louis (67,791), S–17 | 13 |
| L | 24 | Philadelphia (68,166), S–24 | 38 |
| L | 0 | at Kansas City (77,609), O–1 | 41 |
| W | 34 | Oakland (68,368), O–8 | 20 |
| L | 19 | San Diego (68,137), O–15 | 48 |
| – | – | BYE, O–22 | – |
| L | 10 | at Chicago (62,200), O–29 | 41 |
| W | 9 | Minnesota (68,088), N–5 | 3 |
| W | 19 | at Detroit (60,707), N–12 | 13 |
| W | 20 | Seattle (68,367), N–19 | 14 |
| L | 17 | at St. Louis (65,517), N–26 | 20 |
| L | 10 | at New Orleans (68,241), D–3 | 34 |
| L | 19 | Green Bay (68,539), D–10 | 30 |
| W | 24 | at Seattle (67,650), **THU**/D–14 | 14 |
| L | 20 | Arizona (67,751), D–24 | 26 |
| W | 26 | at Denver (75,555), D–31 | (OT) 23 |
| | **298** | | **412** |

| TEAM STATISTICS | 49ers | Opp |
|---|---|---|
| TOTAL FIRST DOWNS | 243 | 326 |
| By Rushing | 97 | 107 |
| By Passing | 132 | 189 |
| By Penalties | 14 | 30 |
| TOTAL YARDS GAINED | 4,860 | 5,507 |
| By Rushing | 2,172 | 1,936 |
| By Passing | 2,688 | 3,571 |
| TOTAL PLAYS FROM SCRIMMAGE | 918 | 1,025 |
| Rushes | 439 | 473 |
| Average Gain Per Rush | 5.3 | 5.4 |
| NET YARDS PASSING | 2,688 | 3,571 |
| Passes Attempted | 444 | 518 |
| Passes Completed | 257 | 331 |
| Percent Completed | 57.9 | 63.9 |
| Had Intercepted | 16 | 14 |
| Times Sacked | 35 | 34 |
| Lost Attempting to Pass | 202 | 246 |
| PUNTS | 81 | 66 |
| Total Yardage of Punts | 3,625 | 2,794 |
| Average Length | 44.8 | 42.3 |
| KICKOFF RETURNS | 79 | 65 |
| Total Yards Returned | 1,907 | 1,373 |
| Average Length of Return | 24.1 | 21.1 |
| PENALTIES | 93 | 87 |
| Yards Penalized | 818 | 703 |
| FUMBLES | 24 | 23 |
| Own Fumbles Recovered | 8 | 10 |
| Opponents' Fumbles Recovered | 13 | 16 |
| FIELD GOALS | 29 | 30 |
| Field Goals Attempted | 35 | 32 |
| TOTAL POINTS SCORED | 298 | 412 |
| Touchdowns Scored | 30 | 46 |
| Touchdowns Rushing | 12 | 18 |
| Touchdowns Passing | 16 | 25 |
| Touchdown Returns | 2 | 3 |
| Extra Points | 29 | 46 |
| Field Goals | 29 | 30 |
| Safeties | 1 | 0 |
| AVG. TIME OF POSSESSION | 28:37 | 31:23 |

| SCORING | TDs | Ru | Pa | Int | Fu | KO | Pu | PAT | FG | S | Pts |
|---|---|---|---|---|---|---|---|---|---|---|---|
| Nedney, Joe | 0 | 0 | 0 | 0 | 0 | 0 | 0 | 29/29 | 29/35 | 0 | 116 |
| Gore, Frank | 9 | 8 | 1 | 0 | 0 | 0 | 0 | 0/0 | 0/0 | 0 | 54 |
| Battle, Arnaz | 3 | 0 | 3 | 0 | 0 | 0 | 0 | 0/0 | 0/0 | 0 | 18 |
| Bryant, Antonio | 3 | 0 | 3 | 0 | 0 | 0 | 0 | 0/0 | 0/0 | 0 | 18 |
| *Davis, Vernon* | 3 | 0 | 3 | 0 | 0 | 0 | 0 | 0/0 | 0/0 | 0 | 18 |
| Johnson, Eric | 2 | 0 | 2 | 0 | 0 | 0 | 0 | 0/0 | 0/0 | 0 | 12 |
| Norris, Moran | 2 | 0 | 2 | 0 | 0 | 0 | 0 | 0/0 | 0/0 | 0 | 12 |
| *Robinson, Michael* | 2 | 2 | 0 | 0 | 0 | 0 | 0 | 0/0 | 0/0 | 0 | 12 |
| Smith, Alex | 2 | 2 | 0 | 0 | 0 | 0 | 0 | 0/0 | 0/0 | 0 | 12 |
| Gilmore, Bryan | 1 | 0 | 1 | 0 | 0 | 0 | 0 | 0/0 | 0/0 | 0 | 6 |

*Rookie Names in Italics*

*(continued)*

| SCORING | TDs | Ru | Pa | Int | Fu | KO | Pu | PAT | FG | S | Pts |
|---|---|---|---|---|---|---|---|---|---|---|---|
| Harris, Walt | 1 | 0 | 0 | 1 | 0 | 0 | 0 | 0/0 | 0/0 | 0 | 6 |
| Hicks, Maurice | 1 | 0 | 1 | 0 | 0 | 0 | 0 | 0/0 | 0/0 | 0 | 6 |
| *Oliver, Melvin* | 1 | 0 | 0 | 0 | 1 | 0 | 0 | 0/0 | 0/0 | 0 | 6 |
| **49ERS** | **30** | **12** | **16** | **1** | **1** | **0** | **0** | **29/29** | **29/35** | **1** | **298** |
| **OPPONENTS** | **46** | **18** | **25** | **1** | **1** | **0** | **1** | **46/46** | **30/32** | **0** | **412** |

2–pt conversions: Team: 0–1, Opponents: 0–0

| RUSHING | No | Yds | Avg | Long | TD |
|---|---|---|---|---|---|
| Gore, Frank | 312 | 1,695 | 5.4 | 72 | 8 |
| Smith, Alex | 44 | 147 | 3.3 | 22 | 2 |
| *Robinson, Michael* | 38 | 116 | 3.1 | 33 | 2 |
| Gilmore, Bryan | 7 | 94 | 13.4 | 22 | 0 |
| Hicks, Maurice | 29 | 82 | 2.8 | 9 | 0 |
| Battle, Arnaz | 5 | 25 | 5.0 | 18 | 0 |
| Norris, Moran | 2 | 8 | 4.0 | 4 | 0 |
| *Davis, Vernon* | 2 | 5 | 2.5 | 9 | 0 |
| **49ERS** | **439** | **2,172** | **4.9** | **72** | **12** |
| **OPPONENTS** | **473** | **1,936** | **4.1** | **71t** | **18** |

| RECEIVING | No | Yds | Avg | Long | TD |
|---|---|---|---|---|---|
| Gore, Frank | 61 | 485 | 8.0 | 39 | 1 |
| Battle, Arnaz | 59 | 686 | 11.6 | 56 | 3 |
| Bryant, Antonio | 40 | 733 | 18.3 | 72t | 3 |
| Johnson, Eric | 34 | 292 | 8.6 | 26 | 2 |
| *Davis, Vernon* | 20 | 265 | 13.3 | 52t | 3 |
| Hicks, Maurice | 13 | 137 | 10.5 | 33t | 1 |
| *Robinson, Michael* | 9 | 47 | 5.2 | 12 | 0 |
| Gilmore, Bryan | 8 | 150 | 18.8 | 75 | 1 |
| Norris, Moran | 5 | 36 | 7.2 | 32t | 2 |
| Jacobs, Taylor | 4 | 29 | 7.3 | 10 | 0 |
| *Walker, Delanie* | 2 | 30 | 15.0 | 29 | 0 |
| Hetherington, Chris | 2 | 0 | 0.0 | 0 | 0 |
| **49ERS** | **257** | **2,890** | **11.2** | **75** | **16** |
| **OPPONENTS** | **331** | **3,817** | **11.5** | **74** | **25** |

| INTERCEPTIONS | No | Yds | Avg | Long | TD |
|---|---|---|---|---|---|
| Harris, Walt | 8 | 84 | 10.5 | 42 | 1 |
| Lewis, Keith | 2 | 24 | 12.0 | 24 | 0 |
| Williams, Chad | 1 | 43 | 43.0 | 43 | 0 |
| Roman, Mark | 1 | 27 | 27.0 | 27 | 0 |
| Lawson, Manny | 1 | 0 | 0.0 | 0 | 0 |
| Spencer, Shawntae | 1 | 0 | 0.0 | 0 | 0 |
| **49ERS** | **14** | **178** | **12.7** | **43** | **1** |
| **OPPONENTS** | **16** | **213** | **13.3** | **70t** | **1** |

| KICKOFF RETURNS | No | Yds | Avg | Long | TD |
|---|---|---|---|---|---|
| Hicks, Maurice | 57 | 1,428 | 25.1 | 64 | 0 |
| *Williams, Brandon* | 16 | 380 | 23.8 | 44 | 0 |
| *Robinson, Michael* | 4 | 73 | 18.3 | 19 | 0 |
| Norris, Moran | 1 | 1 | 1.0 | 1 | 0 |
| Walker, Delanie | 1 | 25 | 25.0 | 25 | 0 |
| **49ERS** | **79** | **1,907** | **24.1** | **64** | **0** |
| **OPPONENTS** | **65** | **1,373** | **21.1** | **47** | **0** |

| PUNT RETURNS | Ret | FC | Yds | Avg | Long | TD |
|---|---|---|---|---|---|---|
| *Williams, Brandon* | 22 | 12 | 147 | 6.7 | 25 | 0 |
| Battle, Arnaz | 6 | 7 | 90 | 15.0 | 60 | 0 |
| **49ERS** | **28** | **19** | **237** | **8.5** | **60** | **0** |
| **OPPONENTS** | **35** | **19** | **462** | **13.2** | **60t** | **1** |

| PUNTING | No | Yds | Avg | Net | TB | I–20 | Lg | B |
|---|---|---|---|---|---|---|---|---|
| Lee, Andy | 81 | 3,625 | 44.8 | 36.8 | 9 | 22 | 66 | 0 |
| **49ERS** | **81** | **3,625** | **44.8** | **36.8** | **9** | **22** | **66** | **0** |
| **OPPONENTS** | **66** | **2,794** | **42.3** | **36.6** | **7** | **23** | **65** | **1** |

| PASSING | Att | Comp | Pct | Yds | LG | TD | Int | QB |
|---|---|---|---|---|---|---|---|---|
| Smith, Alex | 442 | 257 | 58.1 | 2,890 | 75 | 16 | 16 | 74.8 |
| Battle, Arnaz | 1 | 0 | 0.0 | 0 | 0 | 0 | 0 | 39.6 |
| *Robinson, Michael* | 1 | 0 | 0.0 | 0 | 0 | 0 | 0 | 39.6 |
| **49ERS** | **444** | **257** | **57.9** | **2,890** | **75** | **16** | **16** | **74.4** |
| **OPPONENTS** | **518** | **331** | **63.9** | **3,817** | **74** | **25** | **14** | **90.9** |

## 2007 (5-11)

### Mike Nolan, Coach

| | | | |
|---|---|---|---|
| W | 20 | Arizona (68,111), **MON**/S–10 | 17 |
| W | 17 | at St. Louis (65,295), S–16 | 16 |
| L | 16 | at Pittsburgh (64,313), S–23 | 37 |
| L | 3 | Seattle (67,651), S–30 | 23 |
| L | 7 | Baltimore (67,885), O–7 | 9 |
| – | – | BYE, O–14 | – |
| L | 15 | at New York Giants (78,912), O–21 | 33 |
| L | 10 | New Orleans (68,244), O–28 | 31 |
| L | 16 | at Atlanta (66,049), N–4 | 20 |
| L | 0 | at Seattle (68,331), **MON**/N–12 | 24 |
| L | 9 | St. Louis (68,039), N–18 | 13 |
| W | 37 | at Arizona (64,483), N–25 | (OT) 31 |
| L | 14 | at Carolina (73,191), D–2 | 31 |
| L | 7 | Minnesota (68,050), D–9 | 27 |
| W | 20 | Cincinnati (68,053), **SAT**/D–15 | 13 |
| W | 21 | Tampa Bay (68,193), **SUN**/D–23 | 19 |
| L | 7 | at Cleveland (73,041), D–30 | 20 |
| | **219** | | **364** |

| TEAM STATISTICS | 49ers | Opp |
|---|---|---|
| TOTAL FIRST DOWNS | 218 | 308 |
| By Rushing | 65 | 94 |
| By Passing | 140 | 187 |
| By Penalties | 13 | 27 |
| TOTAL YARDS GAINED | 3,797 | 5,539 |
| By Rushing | 1,477 | 1,896 |
| By Passing | 2,320 | 3,643 |
| TOTAL PLAYS FROM SCRIMMAGE | 925 | 1,078 |
| Rushes | 357 | 504 |
| Average Gain Per Rush | 4.1 | 3.8 |
| NET YARDS PASSING | 2,320 | 3,643 |
| Passes Attempted | 513 | 543 |
| Passes Completed | 274 | 345 |
| Percent Completed | 53.4 | 63.5 |
| Had Intercepted | 17 | 12 |
| Times Sacked | 55 | 31 |
| Lost Attempting to Pass | 365 | 183 |
| PUNTS | 105 | 89 |
| Total Yardage of Punts | 4,968 | 3,644 |
| Average Length | 47.3 | 40.9 |
| KICKOFF RETURNS | 73 | 45 |
| Total Yards Returned | 1,702 | 982 |
| Average Length of Return | 23.3 | 21.8 |
| PENALTIES | 97 | 89 |
| Yards Penalized | 702 | 661 |
| FUMBLES | 36 | 17 |
| Own Fumbles Recovered | 19 | 7 |
| Opponents' Fumbles Recovered | 10 | 17 |
| FIELD GOALS | 17 | 31 |
| Field Goals Attempted | 19 | 35 |
| TOTAL POINTS SCORED | 219 | 364 |
| Touchdowns Scored | 24 | 39 |
| Touchdowns Rushing | 8 | 9 |
| Touchdowns Passing | 15 | 24 |
| Touchdown Returns | 1 | 6 |
| Extra Points | 22 | 37 |
| Field Goals | 17 | 31 |
| Safeties | 1 | 0 |
| AVG. TIME OF POSSESSION | 26:51 | 33:09 |

| SCORING | TDs | Ru | Pa | Int | Fu | KO | Pu | PAT | FG | S | Pts |
|---|---|---|---|---|---|---|---|---|---|---|---|
| Nedney, Joe | 0 | 0 | 0 | 0 | 0 | 0 | 0 | 22/22 | 17/19 | 0 | 73 |
| Battle, Arnaz | 6 | 1 | 5 | 0 | 0 | 0 | 0 | 0/0 | 0/0 | 0 | 36 |
| Gore, Frank | 6 | 5 | 1 | 0 | 0 | 0 | 0 | 0/0 | 0/0 | 0 | 36 |
| Davis, Vernon | 4 | 0 | 4 | 0 | 0 | 0 | 0 | 0/0 | 0/0 | 0 | 24 |
| Jackson, Darrell | 3 | 0 | 3 | 0 | 0 | 0 | 0 | 0/0 | 0/0 | 0 | 18 |
| Banta–Cain, Tully | 1 | 0 | 0 | 0 | 1 | 0 | 0 | 0/0 | 0/0 | 0 | 6 |
| Hicks, Maurice | 1 | 1 | 0 | 0 | 0 | 0 | 0 | 0/0 | 0/0 | 0 | 6 |
| Hill, Shaun | 1 | 1 | 0 | 0 | 0 | 0 | 0 | 0/0 | 0/0 | 0 | 6 |
| Jacobs, Taylor | 1 | 0 | 1 | 0 | 0 | 0 | 0 | 0/0 | 0/0 | 0 | 6 |
| Team | 0 | 0 | 0 | 0 | 0 | 0 | 0 | 0/0 | 0/0 | 0 | 2 |
| **49ERS** | **24** | **8** | **15** | **0** | **1** | **0** | **0** | **22/22** | **17/19** | **1** | **219** |
| **OPPONENTS** | **39** | **9** | **24** | **3** | **1** | **1** | **1** | **37/38** | **31/35** | **0** | **364** |

2–pt. conversions: Team: 0–1, Opponents: 0–1

*Rookie Names in Italics*

| RUSHING | No | Yds | Avg | Long | TD |
|---|---|---|---|---|---|
| Gore, Frank | 260 | 1,102 | 4.2 | 43t | 5 |
| Robinson, Michael | 26 | 121 | 4.7 | 28 | 0 |
| Hicks, Maurice | 21 | 117 | 5.6 | 18 | 1 |
| Smith, Alex | 13 | 89 | 6.8 | 25 | 0 |
| Dilfer, Trent | 10 | 25 | 2.5 | 11 | 0 |
| Norris, Moran | 7 | 17 | 2.4 | 6 | 0 |
| Hill, Shaun | 12 | 14 | 1.2 | 12 | 1 |
| Battle, Arnaz | 4 | 4 | 1.0 | 8 | 1 |
| Keasey, Zak | 2 | 4 | 2.0 | 3 | 0 |
| Gilmore, Bryan | 1 | –8 | –8.0 | –8 | 0 |
| Jacobs, Taylor TM | 1 | –8 | –8.0 | –8 | 0 |
| **49ERS** | **357** | **1,477** | **4.1** | **43t** | **8** |
| **OPPONENTS** | **504** | **1,896** | **3.8** | **84t** | **9** |

| RECEIVING | No | Yds | Avg | Long | TD |
|---|---|---|---|---|---|
| Gore, Frank | 53 | 436 | 8.2 | 23t | 1 |
| Davis, Vernon | 52 | 509 | 9.8 | 31 | 4 |
| Battle, Arnaz | 50 | 600 | 12.0 | 57t | 5 |
| Jackson, Darrell | 46 | 497 | 10.8 | 34 | 3 |
| Walker, Delanie | 21 | 174 | 8.3 | 26 | 1 |
| Hicks, Maurice | 14 | 86 | 6.1 | 11 | 0 |
| Robinson, Michael | 11 | 73 | 6.6 | 20 | 0 |
| Lelie, Ashley | 10 | 115 | 11.5 | 47 | 0 |
| Gilmore, Bryan | 7 | 111 | 15.9 | 42 | 0 |
| Norris, Moran | 6 | 38 | 6.3 | 13 | 0 |
| Jacobs, Taylor TM | 3 | 40 | 13.3 | 21t | 1 |
| *Hill, Jason* | 1 | 6 | 6.0 | 6 | 0 |
| **49ERS** | **274** | **2,685** | **9.8** | **57t** | **15** |
| **OPPONENTS** | **345** | **3,826** | **11.1** | **65** | **24** |

| INTERCEPTIONS | No | Yds | Avg | Long | TD |
|---|---|---|---|---|---|
| Clements, Nate | 4 | 74 | 18.5 | 62 | 0 |
| Harris, Walt | 4 | 42 | 10.5 | 23 | 0 |
| Lewis, Michael M. | 2 | 18 | 9.0 | 18 | 0 |
| Smith, Derek | 1 | 4 | 4.0 | 4 | 0 |
| Spencer, Shawntae | 1 | 0 | 0.0 | 0 | 0 |
| **49ERS** | **12** | **138** | **11.5** | **62** | **0** |
| **OPPONENTS** | **17** | **298** | **17.5** | **73t** | **3** |

| KICKOFF RETURNS | No | Yds | Avg | Long | TD |
|---|---|---|---|---|---|
| Hicks, Maurice | 63 | 1,502 | 23.8 | 55 | 0 |
| Lewis, Michael L. | 5 | 86 | 17.2 | 24 | 0 |
| Walker, Delanie | 3 | 63 | 21.0 | 30 | 0 |
| Robinson, Michael | 2 | 51 | 25.5 | 30 | 0 |
| **49ERS** | **73** | **1,702** | **23.3** | **55** | **0** |
| **OPPONENTS** | **45** | **982** | **21.8** | **98t** | **1** |

| PUNT RETURNS | Ret | FC | Yds | Avg | Long | TD |
|---|---|---|---|---|---|---|
| Lewis, Michael L. | 44 | 4 | 336 | 7.6 | 51 | 0 |
| Clements, Nate | 7 | 0 | 115 | 16.4 | 41 | 0 |
| Williams, Brandon TM | 5 | 5 | 32 | 6.4 | 12 | 0 |
| **49ERS** | **56** | **9** | **483** | **8.6** | **51** | **0** |
| **OPPONENTS** | **53** | **16** | **402** | **7.6** | **76t** | **1** |

| PUNTING | No | Yds | Avg | Net | TB | I–20 | Lg | B |
|---|---|---|---|---|---|---|---|---|
| Lee, Andy | 105 | 4,968 | 47.3 | 41.0 | 13 | 42 | 74 | 0 |
| **49ERS** | 105 | 4,968 | 47.3 | 41.0 | 13 | 42 | 74 | 0 |
| **OPPONENTS** | **89** | **3,644** | **40.9** | **33.9** | **7** | **26** | **63** | **1** |

| PASSING | Att | Comp | Pct | Yds | LG | TD | Int | QB |
|---|---|---|---|---|---|---|---|---|
| Dilfer, Trent | 219 | 113 | 51.6 | 1,166 | 57t | 7 | 12 | 55.1 |
| Smith, Alex | 193 | 94 | 48.7 | 914 | 45 | 2 | 4 | 57.2 |
| Hill, Shaun | 79 | 54 | 68.4 | 501 | 26 | 5 | 1 | 101.3 |
| Weinke, Chris | 22 | 13 | 59.1 | 104 | 21 | 1 | 0 | 86.2 |
| **49ERS** | **513** | **274** | **53.4** | **2,685** | **57t** | **15** | **17** | **64.3** |
| **OPPONENTS** | **543** | **345** | **63.5** | **3,826** | **65** | **24** | **12** | **89.9** |

## 2008 (7-9)

### Coach*

| | | | |
|---|---|---|---|
| L | 13 | Arizona (67,186), S–7 | 23 |
| W | 33 | at Seattle (67,951), S–14 | (OT) 30 |
| W | 31 | Detroit (67,249), S–21 | 13 |
| L | 17 | at New Orleans (70,008), S–28 | 31 |
| L | 21 | New England (67,650), O–5 | 30 |
| L | 26 | Philadelphia (67,640), O–12 | 40 |
| L | 17 | at New York Giants (78,676), O–19 | 29 |
| L | 13 | Seattle (67,504), O–26 | 34 |
| – | – | BYE, N–2 | – |
| L | 24 | at Arizona (64,519), **MON**/N–10 | 29 |
| W | 35 | St. Louis (67,573), N–16 | 16 |
| L | 22 | at Dallas (63,272), N–23 | 35 |
| W | 10 | at Buffalo (70,988), N–30 | 3 |
| W | 24 | New York Jets (67,782), D–7 | 14 |
| L | 9 | at Miami (65,893), D–14 | 14 |
| W | 17 | at St. Louis (54,948), D–21 | 16 |
| W | 27 | Washington (67,519), D–28 | 24 |
| | **339** | | **381** |

* Mike Nolan was fired after 7 games and Mike Singletary was appointed his successor.

| TEAM STATISTICS | 49ers | Opp |
|---|---|---|
| TOTAL FIRST DOWNS | 287 | 293 |
| Rushing | 83 | 104 |
| Passing | 176 | 170 |
| Penalty | 28 | 19 |
| TOTAL YARDS GAINED | 4,978 | 5,216 |
| By Rushing | 1,599 | 1,709 |
| By Passing | 3,379 | 3,507 |
| TOTAL PLAYS FROM SCRIMMAGE | 961 | 1,027 |
| Rushes | 397 | 452 |
| Average Gain Per Rush | 4.0 | 3.8 |
| NET YARDS PASSING | 3,379 | 3,507 |
| Passes Attempted | 509 | 545 |
| Passes Completed | 309 | 331 |
| Percent Completed | 60.7 | 60.7 |
| Had Intercepted | 19 | 22 |
| Times Sacked | 55 | 30 |
| Lost Attempting to Pass | 345 | 161 |
| PUNTS | 67 | 72 |
| Total Yardage of Punts | 3,155 | 3,054 |
| Average Length | 47.1 | 42.4 |
| KICKOFF RETURNS | 76 | 65 |
| Total Yards Returned | 1,767 | 1,515 |
| Average Length of Return | 23.3 | 23.3 |
| PENALTIES | 98 | 111 |
| Yards Penalized | 732 | 869 |
| FUMBLES | 36 | 16 |
| Own Fumbles Recovered | 20 | 10 |
| Opponents' Fumbles Recovered | 6 | 16 |
| FIELD GOALS | 29 | 35 |
| Field Goals Attempted | 33 | 42 |
| TOTAL POINTS SCORED | 339 | 381 |
| Touchdowns Scored | 36 | 39 |
| Touchdowns Rushing | 10 | 14 |
| Touchdowns Passing | 21 | 22 |
| Touchdown Returns | 5 | 3 |
| Extra Points | 34 | 38 |
| Field Goals | 29 | 35 |
| Safeties | 0 | 2 |
| AVG. TIME OF POSSESSION | 29:22 | 30:38 |

| SCORING | TDs | Ru | Pa | Int | Fu | KO | Pu | PAT | FG | S | Pts |
|---|---|---|---|---|---|---|---|---|---|---|---|
| Nedney, Joe | 0 | 0 | 0 | 0 | 0 | 0 | 0 | 34/34 | 29/33 | 0 | 121 |
| Gore, Frank | 8 | 6 | 2 | 0 | 0 | 0 | 0 | 0/0 | 0/0 | 0 | 50 |
| Bruce, Isaac | 7 | 0 | 7 | 0 | 0 | 0 | 0 | 0/0 | 0/0 | 0 | 42 |
| Johnson, Bryant | 3 | 0 | 3 | 0 | 0 | 0 | 0 | 0/0 | 0/0 | 0 | 18 |
| Morgan, Josh | 3 | 0 | 3 | 0 | 0 | 0 | 0 | 0/0 | 0/0 | 0 | 18 |
| Davis, Vernon | 2 | 0 | 2 | 0 | 0 | 0 | 0 | 0/0 | 0/0 | 0 | 12 |
| Foster, DeShaun | 2 | 1 | 1 | 0 | 0 | 0 | 0 | 0/0 | 0/0 | 0 | 12 |
| Hill, Jason | 2 | 0 | 2 | 0 | 0 | 0 | 0 | 0/0 | 0/0 | 0 | 12 |
| Hill, Shaun | 2 | 2 | 0 | 0 | 0 | 0 | 0 | 0/0 | 0/0 | 0 | 12 |
| Rossum, Allen | 2 | 1 | 0 | 0 | 0 | 1 | 0 | 0/0 | 0/0 | 0 | 12 |
| Clements, Nate# | 1 | 0 | 0 | 0 | 1 | 0 | 0 | 0/0 | 0/0 | 0 | 6 |
| Staley, Joe | 1 | 0 | 0 | 0 | 1 | 0 | 0 | 0/0 | 0/0 | 0 | 6 |
| Strickland, Donald* | 1 | 0 | 0 | 0 | 1 | 0 | 0 | 0/0 | 0/0 | 0 | 6 |

*Rookie Names in Italics*

*(continued)*

| SCORING | TDs | Ru | Pa | Int | Fu | KO | Pu | PAT | FG | S | Pts |
|---|---|---|---|---|---|---|---|---|---|---|---|
| Walker, Delanie | 1 | 0 | 1 | 0 | 0 | 0 | 0 | 0/0 | 0/0 | 0 | 6 |
| Willis, Patrick | 1 | 0 | 0 | 1 | 0 | 0 | 0 | 0/0 | 0/0 | 0 | 6 |
| **49ERS** | **36** | **10** | **21** | **1** | **1** | **1** | **0** | **34/34** | **29/33** | **0** | **339** |
| **OPPONENTS** | **39** | **14** | **22** | **2** | **1** | **0** | **0** | **38/38** | **35/42** | **2** | **381** |

# ret blckd punt, * ret blckd FG

| RUSHING | No | Yds | Avg | Long | TD |
|---|---|---|---|---|---|
| Gore, Frank | 240 | 1,036 | 4.3 | 41t | 6 |
| Foster, DeShaun | 76 | 234 | 3.1 | 18 | 1 |
| O'Sullivan, J.T. | 30 | 145 | 4.8 | 18 | 0 |
| Hill, Shaun | 24 | 115 | 4.8 | 24 | 2 |
| Robinson, Michael | 19 | 50 | 2.6 | 10 | 0 |
| Battle, Arnaz | 1 | 18 | 18.0 | 18 | 0 |
| Davis, Vernon | 1 | 11 | 11.0 | 11 | 0 |
| Hill, Jason | 2 | 5 | 2.5 | 9 | 0 |
| Rossum, Allen | 1 | 1 | 1.0 | 1t | 1 |
| Bruce, Isaac | 1 | –3 | –3.0 | –3 | 0 |
| Walker, Delanie | 2 | –13 | –6.5 | –3 | 0 |
| **49ERS** | **397** | **1,599** | **4.0** | **41t** | **10** |
| **OPPONENTS** | **452** | **1,709** | **3.8** | **50** | **14** |

| RECEIVING | No | Yds | Avg | Long | TD |
|---|---|---|---|---|---|
| Bruce, Isaac | 61 | 835 | 13.7 | 63 | 7 |
| Johnson, Bryant | 45 | 546 | 12.1 | 42 | 3 |
| Gore, Frank | 43 | 373 | 8.7 | 26 | 2 |
| Davis, Vernon | 31 | 358 | 11.5 | 57 | 2 |
| Hill, Jason | 30 | 317 | 10.6 | 33 | 2 |
| Battle, Arnaz | 24 | 318 | 13.3 | 36 | 0 |
| Morgan, Josh | 20 | 319 | 16.0 | 48t | 3 |
| Robinson, Michael | 17 | 202 | 11.9 | 36 | 0 |
| Foster, DeShaun | 16 | 133 | 8.3 | 31 | 1 |
| Walker, Delanie | 10 | 155 | 15.5 | 53 | 1 |
| Zeigler, Dominique | 5 | 97 | 19.4 | 31 | 0 |
| Keasey, Zak | 3 | 25 | 8.3 | 12 | 0 |
| Ryan, Sean | 1 | 8 | 8.0 | 8 | 0 |
| Bajema, Billy | 2 | 34 | 17.0 | 29 | 0 |
| Rossum, Allen | 1 | 4 | 4.0 | 4 | 0 |
| **49ERS** | **309** | **3,724** | **12.1** | **63** | **21** |
| **OPPONENTS** | **331** | **3,668** | **11.1** | **81** | **22** |

| INTERCEPTIONS | No | Yds | Avg | Long | TD |
|---|---|---|---|---|---|
| Harris, Walt | 3 | 25 | 8.3 | 24 | 0 |
| Spikes, Takeo | 3 | 14 | 4.7 | 13 | 0 |
| Clements, Nate | 2 | 13 | 6.5 | 13 | 0 |
| Brown, Tarell | 2 | 1 | 0.5 | 1 | 0 |
| Willis, Patrick | 1 | 86 | 86.0 | 86t | 1 |
| Smith, Justin | 1 | 0 | 0.0 | 0 | 0 |
| **49ERS** | **12** | **139** | **11.6** | **86t** | **1** |
| **OPPONENTS** | **19** | **358** | **18.8** | **75t** | **2** |

| KICKOFF RETURNS | No | Yds | Avg | Long | TD |
|---|---|---|---|---|---|
| Rossum, Allen | 47 | 1,259 | 26.8 | 104t | 1 |
| Walker, Delanie | 13 | 257 | 19.8 | 35 | 0 |
| Robinson, Michael | 6 | 135 | 22.5 | 34 | 0 |
| Balmer, Kentwan | 5 | 47 | 9.4 | 14 | 0 |
| Bajema, Billy | 2 | 27 | 13.5 | 14 | 0 |
| Ryan, Sean | 1 | 14 | 14.0 | 14 | 0 |
| Battle, Arnaz | 1 | 28 | 28.0 | 28 | 0 |
| Spikes, Takeo | 1 | 0 | 0.0 | 0 | 0 |
| **49ERS** | **76** | **1,767** | **23.3** | **104t** | **1** |
| **OPPONENTS** | **65** | **1,515** | **23.3** | **63** | **0** |

| PUNT RETURNS | Ret | FC | Yds | Avg | Long | TD |
|---|---|---|---|---|---|---|
| Rossum, Allen | 15 | 7 | 223 | 14.9 | 45 | 0 |
| Battle, Arnaz | 6 | 2 | 29 | 4.8 | 19 | 0 |
| Clements, Nate | 6 | 0 | 46 | 7.7 | 16 | 0 |
| Zeigler, Dominique | 2 | 3 | 0 | 0.0 | 0 | 0 |
| **49ERS** | **29** | **12** | **298** | **10.3** | **45** | **0** |
| **OPPONENTS** | **39** | **11** | **364** | **9.3** | **30** | **0** |

| PUNTING | No | Yds | Avg | Net | TB | I–20 | Lg | B |
|---|---|---|---|---|---|---|---|---|
| Lee, Andy | 66 | 3,155 | 47.8 | 39.0 | 9 | 13 | 82 | 1 |
| **49ERS** | **66** | **3,155** | **47.1** | **39.0** | **9** | **13** | **82** | **1** |
| **OPPONENTS** | **72** | **3,054** | **42.4** | **35.8** | **9** | **23** | **70** | **1** |

| PASSING | Att | Comp | Pct | Yds | LG | TD | Int | QB |
|---|---|---|---|---|---|---|---|---|
| Hill, Shaun | 288 | 181 | 62.8 | 2,046 | 48t | 13 | 8 | 87.5 |
| O'Sullivan, J.T. | 220 | 128 | 58.2 | 1,678 | 63 | 8 | 11 | 73.6 |
| Bruce, Isaac | 1 | 0 | 0.0 | 0 | 0 | 0 | 0 | 0.0 |
| **49ERS** | **509** | **309** | **60.7** | **3,724** | **63** | **21** | **19** | **81.3** |
| **OPPONENTS** | **545** | **331** | **60.7** | **3,668** | **81** | **22** | **12** | **85.0** |

## 2009 (8-8)

### Mike Singletary, Coach

| | | | |
|---|---|---|---|
| W | 20 | at Arizona (61,981), S–13 | 16 |
| W | 23 | Seattle (69,732), S–20 | 10 |
| L | 24 | at Minnesota (63,398), S–27 | 27 |
| W | 35 | St. Louis (69,732), O–4 | 0 |
| L | 10 | Atlanta (70,820), O–11 | 45 |
| – | – | BYE, O–18 | – |
| L | 21 | at Houston (66,229), O–25 | 24 |
| L | 14 | at Indianapolis (69,732), N–1 | 18 |
| L | 27 | Tennessee (69,732), N–8 | 34 |
| W | 10 | Chicago (70,445), **THU**/N–12 | 6 |
| L | 24 | at Green Bay (69,732), N–22 | 30 |
| W | 20 | Jacksonville (67,761), N–29 | 3 |
| L | 17 | at Seattle (69,732), D–6 | 20 |
| W | 24 | Arizona (67,782), **MON**/D–14 | 9 |
| L | 13 | at Philadelphia (69,144), D–20 | 27 |
| W | 20 | Detroit (69,732), D–27 | 6 |
| W | 28 | at St. Louis (47,965), J–3 | 6 |
| | **330** | | **281** |

| TEAM STATISTICS | 49ers | Opp |
|---|---|---|
| TOTAL FIRST DOWNS | 238 | 278 |
| Rushing | 77 | 77 |
| Passing | 137 | 176 |
| Penalty | 24 | 25 |
| TOTAL YARDS GAINED | 4,652 | 5,222 |
| By Rushing | 1,600 | 1,552 |
| By Passing | 3,052 | 3,670 |
| TOTAL PLAYS FROM SCRIMMAGE | 939 | 1,050 |
| Rushes | 371 | 426 |
| Average Gain Per Rush | 4.3 | 3.6 |
| NET YARDS PASSING | 3,052 | 3,670 |
| Passes Attempted | 528 | 580 |
| Passes Completed | 312 | 352 |
| Percent Completed | 59.1 | 60.7 |
| Had Intercepted | 14 | 18 |
| Times Sacked | 40 | 44 |
| Lost Attempting to Pass | 241 | 293 |
| PUNTS | 99 | 95 |
| Total Yardage of Punts | 4,711 | 4,295 |
| Average Length | 47.6 | 45.2 |
| KICKOFF RETURNS | 52 | 65 |
| Total Yards Returned | 1,135 | 1,415 |
| Average Length of Return | 21.8 | 21.8 |
| PENALTIES | 98 | 114 |
| Yards Penalized | 758 | 969 |
| FUMBLES | 24 | 29 |
| Own Fumbles Recovered | 14 | 14 |
| Opponents' Fumbles Recovered | 15 | 10 |
| FIELD GOALS | 19 | 29 |
| Field Goals Attempted | 24 | 34 |
| TOTAL POINTS SCORED | 330 | 281 |
| Touchdowns Scored | 39 | 28 |
| Touchdowns Rushing | 12 | 12 |
| Touchdowns Passing | 23 | 14 |
| Touchdown Returns | 4 | 2 |
| Extra Points | 39 | 26 |
| Field Goals | 19 | 29 |
| Safeties | 0 | 0 |
| AVG. TIME OF POSSESSION | 29:47 | 30:14 |

| SCORING | TDs | Ru | Pa | Int | Fu | KO | Pu | PAT | FG | S | Pts |
|---|---|---|---|---|---|---|---|---|---|---|---|
| Nedney, Joe | 0 | 0 | 0 | 0 | 0 | 0 | 0 | 33/33 | 17/21 | 0 | 84 |
| Gore, Frank | 13 | 10 | 3 | 0 | 0 | 0 | 0 | 0/0 | 0/0 | 0 | 78 |
| Davis, Vernon | 13 | 0 | 13 | 0 | 0 | 0 | 0 | 0/0 | 0/0 | 0 | 78 |
| Morgan, Josh | 3 | 0 | 3 | 0 | 0 | 0 | 0 | 0/0 | 0/0 | 0 | 18 |
| *Crabtree, Michael* | 2 | 0 | 2 | 0 | 0 | 0 | 0 | 0/0 | 0/0 | 0 | 12 |
| Hill, Jason | 2 | 0 | 2 | 0 | 0 | 0 | 0 | 0/0 | 0/0 | 0 | 12 |
| Schmitt, Ricky | 0 | 0 | 0 | 0 | 0 | 0 | 0 | 2/2 | 2/3 | 0 | 8 |
| *Coffee, Glen* | 1 | 1 | 0 | 0 | 0 | 0 | 0 | 0/0 | 0/0 | 0 | 6 |
| *McKillop, Scott* | 0 | 0 | 0 | 0 | 1* | 0 | 0 | 0/0 | 0/0 | 0 | 6 |
| McDonald, Ray | 1 | 0 | 0 | 0 | 1& | 0 | 0 | 0/0 | 0/0 | 0 | 6 |
| Willis, Patrick | 1 | 0 | 0 | 1 | 0 | 0 | 0 | 0/0 | 0/0 | 0 | 6 |
| Clements, Nate | 1 | 0 | 0 | 0 | 1# | 0 | 0 | 0/0 | 0/0 | 0 | 6 |
| Norris, Moran | 1 | 1 | 0 | 0 | 0 | 0 | 0 | 0/0 | 0/0 | 0 | 6 |
| Andrus, Shane | 0 | 0 | 0 | 0 | 0 | 0 | 0 | 4/4 | 0/0 | 0 | 4 |
| **49ERS** | **39** | **12** | **23** | **1** | **3** | **0** | **0** | **39/39** | **19/24** | **0** | **330** |
| **OPPONENTS** | **28** | **12** | **14** | **1** | **0** | **1** | **0** | **26/27** | **29/34** | **0** | **281** |

*returned special teams FR #returned blocked FG &returned on FR

*Rookie Names in Italics*

| RUSHING | No | Yds | Avg | Long | TD |
|---|---|---|---|---|---|
| Gore, Frank | 229 | 1,120 | 4.9 | 80t | 10 |
| *Coffee, Glen* | 83 | 226 | 2.7 | 17 | 1 |
| Hill, Shaun | 8 | 70 | 8.8 | 22 | 0 |
| Morgan, Josh | 5 | 61 | 12.2 | 20 | 0 |
| Smith, Alex | 24 | 51 | 2.1 | 11 | 0 |
| Norris, Moran | 14 | 41 | 2.9 | 15 | 1 |
| Walker, Delanie | 3 | 34 | 11.3 | 16 | 0 |
| Spurlock, Micheal | 1 | 3 | 3.0 | 3 | 0 |
| Robinson, Michael | 3 | 2 | 0.7 | 4 | 0 |
| Bruce, Isaac | 1 | –8 | –8.0 | –8 | 0 |
| **49ERS** | **371** | **1,600** | **4.3** | **80t** | **12** |
| **OPPONENTS** | **426** | **1,552** | **3.6** | **41** | **12** |

| RECEIVING | No | Yds | Avg | Long | TD |
|---|---|---|---|---|---|
| Davis, Vernon | 78 | 965 | 12.4 | 73t | 13 |
| Morgan, Josh | 52 | 527 | 10.1 | 61 | 3 |
| Gore, Frank | 52 | 406 | 7.8 | 48 | 3 |
| *Crabtree, Michael* | 48 | 625 | 13.0 | 50 | 2 |
| Bruce, Isaac | 21 | 264 | 12.6 | 50 | 0 |
| Walker, Delanie | 21 | 233 | 11.1 | 39 | 0 |
| *Coffee, Glen* | 11 | 76 | 6.9 | 12 | 0 |
| Hill, Jason | 9 | 90 | 10.0 | 30 | 2 |
| Norris, Moran | 7 | 31 | 4.4 | 11 | 0 |
| Robinson, Michael | 6 | 24 | 4.0 | 8 | 0 |
| Battle, Arnaz | 5 | 40 | 8.0 | 12 | 0 |
| Jones, Brandon | 1 | 18 | 18.0 | 18 | 0 |
| Smith, Alex | 1 | –6 | –6.0 | –6 | 0 |
| **49ERS** | **312** | **3,293** | **10.6** | **73t** | **23** |
| **OPPONENTS** | **352** | **3,963** | **11.3** | **90t** | **14** |

| INTERCEPTIONS | No | Yds | Avg | Long | TD |
|---|---|---|---|---|---|
| Goldson, Dashon | 4 | 39 | 9.8 | 34 | 0 |
| Bly, Dre' | 3 | 66 | 22.0 | 31 | 0 |
| Willis, Patrick | 3 | 33 | 11.0 | 23t | 1 |
| Brown, Tarell | 2 | 52 | 26.0 | 51 | 0 |
| Spencer, Shawntae | 2 | 2 | 1.0 | 2 | 0 |
| Roman, Mark | 1 | 27 | 27.0 | 27 | 0 |
| Franklin, Aubrayo | 1 | 10 | 10.0 | 10 | 0 |
| Clements, Nate | 1 | 8 | 8.0 | 8 | 0 |
| Lewis, Michael | 1 | 0 | 0.0 | 0 | 0 |
| **49ERS** | **18** | **237** | **13.2** | **51** | **1** |
| **OPPONENTS** | **14** | **168** | **12.0** | **43** | **1** |

| KICKOFF RETURNS | No | Yds | Avg | Long | TD |
|---|---|---|---|---|---|
| Robinson, Michael | 18 | 414 | 23.0 | 40 | 0 |
| Morgan, Josh | 13 | 367 | 28.2 | 76 | 0 |
| Rossum, Allen | 7 | 152 | 21.7 | 40 | 0 |
| Walker, Delanie | 5 | 85 | 17.0 | 25 | 0 |
| Battle, Arnaz | 3 | 68 | 22.7 | 26 | 0 |
| *Coffee, Glen* | 3 | 42 | 14.0 | 16 | 0 |
| Balmer, Kentwan | 2 | 7 | 3.5 | 4 | 0 |
| Norris, Moran | 1 | 0 | 0.0 | 0 | 0 |
| **49ERS** | **52** | **1,135** | **21.8** | **76** | **0** |
| **OPPONENTS** | **65** | **1,415** | **21.8** | **101t** | **1** |

| PUNT RETURNS | Ret | FC | Yds | Avg | Long | TD |
|---|---|---|---|---|---|---|
| Battle, Arnaz | 21 | 10 | 61 | 2.9 | 18 | 0 |
| Rossum, Allen | 12 | 1 | 84 | 7.0 | 14 | 0 |
| Jones, Brandon | 9 | 1 | 26 | 2.9 | 13 | 0 |
| Clements, Nate | 4 | 1 | 38 | 9.5 | 12 | 0 |
| Smith, Reggie | 3 | 0 | 7 | 2.3 | 9 | 0 |
| **49ERS** | **49** | **13** | **216** | **4.4** | **18** | **0** |
| **OPPONENTS** | **57** | **14** | **495** | **8.7** | **56** | **0** |

| PUNTING | No | Yds | Avg | Net | TB | I–20 | Lg | B |
|---|---|---|---|---|---|---|---|---|
| Lee, Andy | 99 | 4,711 | 47.6 | 41.0 | 8 | 30 | 64 | 0 |
| **49ERS** | **99** | **4,711** | **47.6** | **41.0** | **8** | **30** | **64** | **0** |
| **OPPONENTS** | **95** | **4,295** | **45.2** | **41.5** | **7** | **31** | **67** | **0** |

| PASSING | Att | Comp | Pct | Yds | LG | TD | Int | QB |
|---|---|---|---|---|---|---|---|---|
| Smith, Alex | 372 | 225 | 60.5 | 2,350 | 73t | 18 | 12 | 81.5 |
| Hill, Shaun | 155 | 87 | 56.1 | 943 | 61 | 5 | 2 | 79.6 |
| Spurlock, Micheal | 1 | 0 | 0.0 | 0 | 0 | 0 | 0 | 39.6 |
| **49ERS** | **528** | **312** | **59.1** | **3,293** | **73t** | **23** | **14** | **80.8** |
| **OPPONENTS** | **580** | **352** | **60.7** | **3,963** | **90t** | **14** | **18** | **76.2** |

## 2010 (6-10)

### *Mike Singletary/Jim Tomsula, Coach**

| | | | |
|---|---|---|---|
| L | 6 | at Seattle (67,044), S–12 | 31 |
| L | 22 | New Orleans (69,732), **MON**/S–20 | 25 |
| L | 10 | at Kansas City (68,188), S–26 | 31 |
| L | 14 | at Atlanta (66,874), 0–3 | 16 |
| L | 24 | Philadelphia (69,732), **SUN**/0–10 | 27 |
| W | 17 | Oakland (69,732), 0–17 | 9 |
| L | 20 | at Carolina (72,741), 0–24 | 23 |
| W | 24 | Denver in London (83,841), 0–31 | 16 |
| – | – | BYE, N–7 | – |
| W | 23 | St. Louis (69,732), N–14 (OT) | 20 |
| L | 0 | Tampa Bay (69,732), N–21 | 21 |
| W | 27 | at Arizona (62,308), **MON**/N–29 | 6 |
| L | 16 | at Green Bay (70,575), D–5 | 34 |
| W | 40 | Seattle (69,732), D–12 | 21 |
| L | 7 | at San Diego (67,820), **THU**/D–16 | 34 |
| L | 17 | at St. Louis (52,820), D–26 | 25 |
| W | 38 | Arizona (69,732), J–2 | 7 |
| | **305** | | **346** |

* Mike Singletary was fired after 15 games and Jim Tomsula was appointed his successor.

| TEAM STATISTICS | 49ers | Opp |
|---|---|---|
| TOTAL FIRST DOWNS | 251 | 299 |
| Rushing | 85 | 86 |
| Passing | 149 | 188 |
| Penalty | 17 | 25 |
| TOTAL YARDS GAINED | 5,013 | 5,244 |
| By Rushing | 1,657 | 1,547 |
| By Passing | 3,356 | 3,697 |
| TOTAL PLAYS FROM SCRIMMAGE | 945 | 1,033 |
| Rushes | 401 | 447 |
| Average Gain Per Rush | 4.1 | 3.5 |
| NET YARDS PASSING | 3,356 | 3,697 |
| Passes Attempted | 500 | 550 |
| Passes Completed | 282 | 358 |
| Percent Completed | 56.4 | 65.1 |
| Had Intercepted | 15 | 15 |
| Times Sacked | 44 | 36 |
| Lost Attempting to Pass | 257 | 244 |
| PUNTS | 91 | 84 |
| Total Yardage of Punts | 4,203 | 3,571 |
| Average Length | 46.2 | 42.5 |
| KICKOFF RETURNS | 61 | 67 |
| Total Yards Returned | 1,187 | 1,485 |
| Average Length of Return | 19.5 | 22.2 |
| PENALTIES | 112 | 97 |
| Yards Penalized | 933 | 839 |
| FUMBLES | 22 | 18 |
| Own Fumbles Recovered | 14 | 11 |
| Opponents' Fumbles Recovered | 7 | 8 |
| FIELD GOALS | 22 | 28 |
| Field Goals Attempted | 27 | 33 |
| TOTAL POINTS SCORED | 305 | 346 |
| Touchdowns Scored | 34 | 37 |
| Touchdowns Rushing | 10 | 9 |
| Touchdowns Passing | 19 | 25 |
| Touchdown Returns | 5 | 3 |
| Extra Points | 33 | 36 |
| Field Goals | 22 | 28 |
| Safeties | 0 | 0 |
| AVG. TIME OF POSSESSION | 28:37 | 31:23 |

| SCORING | TDs | Ru | Pa | Int | Fu | KO | Pu | PAT | FG | S | Pts |
|---|---|---|---|---|---|---|---|---|---|---|---|
| Nedney, Joe | 0 | 0 | 0 | 0 | 0 | 0 | 0 | 17/17 | 11/13 | 0 | 50 |
| Davis, Vernon | 7 | 0 | 7 | 0 | 0 | 0 | 0 | 0/0 | 0/0 | 0 | 44 |
| Reed, Jeff | 0 | 0 | 0 | 0 | 0 | 0 | 0 | 13/13 | 9/10 | 0 | 40 |
| Crabtree, Michael | 6 | 0 | 6 | 0 | 0 | 0 | 0 | 0/0 | 0/0 | 0 | 36 |
| Westbrook, Brian | 5 | 4 | 1 | 0 | 0 | 0 | 0 | 0/0 | 0/0 | 0 | 30 |
| Gore, Frank | 5 | 3 | 2 | 0 | 0 | 0 | 0 | 0/0 | 0/0 | 0 | 30 |
| Ginn, Ted | 2 | 0 | 1 | 0 | 0 | 0 | 1 | 0/0 | 0/0 | 0 | 12 |
| *Dixon, Anthony* | 2 | 2 | 0 | 0 | 0 | 0 | 0 | 0/0 | 0/0 | 0 | 12 |
| Morgan, Joshua | 2 | 0 | 2 | 0 | 0 | 0 | 0 | 0/0 | 0/0 | 0 | 12 |
| Andrus, Shane | 0 | 0 | 0 | 0 | 0 | 0 | 0 | 3/3 | 2/4 | 0 | 9 |
| McDonald, Ray | 1 | 0 | 0 | 1 | 0 | 0 | 0 | 0/0 | 0/0 | 0 | 6 |
| Goldson, Dashon | 1 | 0 | 0 | 1 | 0 | 0 | 0 | 0/0 | 0/0 | 0 | 6 |
| Brown, Tarell | 1 | 0 | 0 | 1 | 0 | 0 | 0 | 0/0 | 0/0 | 0 | 6 |
| Smith, Troy | 1 | 1 | 0 | 0 | 0 | 0 | 0 | 0/0 | 0/0 | 0 | 6 |
| Mays, Taylor | 1 | 0 | 0 | 0 | 1* | 0 | 0 | 0/0 | 0/0 | 0 | 6 |
| **49ERS** | **34** | **10** | **19** | **3** | **1** | **0** | **1** | **33/33** | **22/27** | **0** | **305** |
| **OPPONENTS** | **37** | **9** | **25** | **1** | **1** | **1** | **0** | **36/37** | **28/33** | **0** | **346** |

*returned blcked punt | 2–pt. conversions: Team: 1–1, Opponents: 0–0

*Rookie Names in Italics*

| RUSHING | No | Yds | Avg | Long | TD |
|---|---|---|---|---|---|
| Gore, Frank | 203 | 853 | 4.2 | 64 | 3 |
| Westbrook, Brian | 77 | 340 | 4.4 | 30 | 4 |
| *Dixon, Anthony* | 70 | 237 | 3.4 | 34 | 2 |
| Smith, Troy | 23 | 121 | 5.3 | 16 | 1 |
| Smith, Alex | 18 | 60 | 3.3 | 12 | 0 |
| Walker, Delanie | 3 | 18 | 6.0 | 10 | 0 |
| Morgan, Joshua | 2 | 17 | 8.5 | 13 | 0 |
| Ginn, Ted | 2 | 11 | 5.5 | 9 | 0 |
| Norris, Moran | 3 | 0 | 0.0 | 1 | 0 |
| **49ERS** | **401** | **1,657** | **4.1** | **64** | **10** |
| **OPPONENTS** | **447** | **1,547** | **3.5** | **43** | **9** |

| RECEIVING | No | Yds | Avg | Long | TD |
|---|---|---|---|---|---|
| Davis, Vernon | 56 | 914 | 16.3 | 66t | 7 |
| Crabtree, Michael | 55 | 741 | 13.5 | 60t | 6 |
| Gore, Frank | 46 | 452 | 9.8 | 41 | 2 |
| Morgan, Joshua | 44 | 698 | 15.9 | 65 | 2 |
| Walker, Delanie | 29 | 331 | 11.4 | 38 | 0 |
| Westbrook, Brian | 16 | 150 | 9.4 | 62t | 1 |
| Ginn, Ted | 12 | 163 | 13.6 | 37t | 1 |
| Zeigler, Dominique | 9 | 98 | 10.9 | 20 | 0 |
| *Byham, Nate* | 5 | 27 | 5.4 | 9 | 0 |
| *Dixon, Anthony* | 5 | 11 | 2.2 | 8 | 0 |
| Norris, Moran | 4 | 20 | 5.0 | 8 | 0 |
| *Williams, Kyle* | 1 | 8 | 8.0 | 8 | 0 |
| **49ERS** | **282** | **3,613** | **12.8** | **66t** | **19** |
| **OPPONENTS** | **358** | **3,941** | **11.0** | **71** | **25** |

| INTERCEPTIONS | No | Yds | Avg | Long | TD |
|---|---|---|---|---|---|
| Clements, Nate | 3 | 46 | 15.3 | 39 | 0 |
| Spikes, Takeo | 3 | 9 | 3.0 | 6 | 0 |
| Spencer, Shawntae | 3 | 0 | 0.0 | 0 | 0 |
| Brown, Tarell | 1 | 62 | 62.0 | 62t | 1 |
| Goldson, Dashon | 1 | 39 | 39.0 | 39t | 1 |
| Brooks, Ahmad | 1 | 32 | 32.0 | 32 | 0 |
| McDonald, Ray | 1 | 31 | 31.0 | 31t | 1 |
| Smith, Reggie | 1 | 20 | 20.0 | 20 | 0 |
| Lawson, Manny | 1 | 0 | 0.0 | 0 | 0 |
| **49ERS** | **15** | **239** | **15.9** | **62t** | **3** |
| **OPPONENTS** | **15** | **182** | **12.1** | **41** | **1** |

| KICKOFF RETURNS | No | Yds | Avg | Long | TD |
|---|---|---|---|---|---|
| Ginn, Ted | 47 | 992 | 21.1 | 61 | 0 |
| Walker, Delanie | 5 | 70 | 14.0 | 20 | 0 |
| *Williams, Kyle* | 4 | 82 | 20.5 | 30 | 0 |
| Morgan, Joshua | 2 | 19 | 9.5 | 13 | 0 |
| Norris, Moran | 1 | 12 | 12.0 | 12 | 0 |
| Wragge, Tony | 1 | 12 | 12.0 | 12 | 0 |
| Crabtree, Michael | 1 | 0 | 0.0 | 0 | 0 |
| **49ERS** | **61** | **1,187** | **19.5** | **61** | **0** |
| **OPPONENTS** | **67** | **1,485** | **22.2** | **92t** | **1** |

| PUNT RETURNS | Ret | FC | Yds | Avg | Long | TD |
|---|---|---|---|---|---|---|
| Ginn, Ted | 24 | 18 | 321 | 13.4 | 78t | 1 |
| *Adams, Phillip* | 4 | 0 | 29 | 7.3 | 16 | 0 |
| *Williams, Kyle* | 3 | 6 | 16 | 5.3 | 9 | 0 |
| Smith, Reggie | 0 | 1 | 0 | 0.0 | 0 | 0 |
| **49ERS** | **31** | **25** | **366** | **11.8** | **78t** | **1** |
| **OPPONENTS** | **54** | **12** | **483** | **8.9** | **43** | **0** |

| PUNTING | No | Yds | Avg | Net | TB | I–20 | Lg | B |
|---|---|---|---|---|---|---|---|---|
| Lee, Andy | 91 | 4,203 | 46.2 | 38.2 | 12 | 34 | 64 | 0 |
| **49ERS** | **91** | **4,203** | **46.2** | **38.2** | **12** | **34** | **64** | **0** |
| **OPPONENTS** | **83** | **3,571** | **42.5** | **37.4** | **3** | **29** | **65** | **1** |

| PASSING | Att | Comp | Pct | Yds | LG | TD | Int | QB |
|---|---|---|---|---|---|---|---|---|
| Smith, Alex | 342 | 204 | 59.6 | 2,370 | 62t | 14 | 10 | 82.1 |
| Smith, Troy | 145 | 73 | 50.3 | 1,176 | 66t | 5 | 4 | 77.8 |
| Carr, David | 13 | 5 | 38.5 | 67 | 22 | 0 | 1 | 23.6 |
| **49ERS** | **500** | **282** | **56.4** | **3,613** | **66t** | **19** | **15** | **79.3** |
| **OPPONENTS** | **550** | **358** | **65.1** | **3,941** | **71** | **25** | **15** | **90.0** |

## 2011 (13-3/14-4)

### NFC West Champions

### Jim Harbaugh, Coach

| | | | |
|---|---|---|---|
| W | 33 | Seattle (69,732), S–11 | 17 |
| L | 24 | Dallas (69,732), S–18 | (OT) 27 |
| W | 13 | at Cincinnati (43,363), S–25 | 8 |
| W | 24 | at Philadelphia (69,144), 0–2 | 23 |
| W | 48 | Tampa Bay (69,732), 0–9 | 3 |
| W | 25 | at Detroit (62,061), 0–16 | 19 |
| – | – | BYE, 0–23 | – |
| W | 20 | Cleveland (69,732), 0–30 | 10 |
| W | 19 | at Washington (78,032), N–6 | 11 |
| W | 27 | New York Giants (69,732), N–13 | 20 |
| W | 23 | Arizona (69,732), N–20 | 7 |
| L | 6 | at Baltimore (71,345), **THU**/N–24 | 16 |
| W | 26 | St. Louis (69,732), D–4 | 0 |
| L | 19 | at Arizona (60,808), D–11 | 21 |
| W | 20 | Pittsburgh (69,732), **MON**/D–19 | 3 |
| W | 19 | at Seattle (66,697), D–24 | 17 |
| W | 34 | at St. Louis (55,990), J–1 | 27 |
| | **380** | | **229** |

### NFC DIVISIONAL ROUND - JAN. 14

(at San Francisco – Candlestick Park)

| | | | |
|---|---|---|---|
| W | 36 | New Orleans (69,732)–**SAT** | 32 |

### NFC CHAMPIONSHIP - JAN. 22

(at San Francisco – Candlestick Park)

| | | | |
|---|---|---|---|
| L | 17 | New York Giants (69,732) | (OT) 20 |

| TEAM STATISTICS | 49ers | Opp |
|---|---|---|
| TOTAL FIRST DOWNS | 282 | 267 |
| Rushing | 101 | 53 |
| Passing | 150 | 190 |
| Penalty | 31 | 24 |
| TOTAL YARDS GAINED | 4,974 | 4,931 |
| By Rushing | 2,044 | 1,236 |
| By Passing | 2,930 | 3,695 |
| TOTAL PLAYS FROM SCRIMMAGE | 993 | 974 |
| Rushes | 498 | 353 |
| Average Gain Per Rush | 4.1 | 3.5 |
| NET YARDS PASSING | 2,044 | 3,695 |
| Passes Attempted | 451 | 579 |
| Passes Completed | 277 | 333 |
| Percent Completed | 61.4 | 57.5 |
| Had Intercepted | 5 | 23 |
| Times Sacked | 44 | 42 |
| Lost Attempting to Pass | 263 | 283 |
| PUNTS | 79 | 87 |
| Total Yardage of Punts | 3,970 | 3,911 |
| Average Length | 50.3 | 45.0 |
| KICKOFF RETURNS | 39 | 46 |
| Total Yards Returned | 1,060 | 1,061 |
| Average Length of Return | 27.2 | 23.1 |
| PENALTIES | 113 | 98 |
| Yards Penalized | 1,014 | 867 |
| FUMBLES | 14 | 31 |
| Own Fumbles Recovered | 9 | 16 |
| Opponents' Fumbles Recovered | 15 | 5 |
| FIELD GOALS | 44 | 22 |
| Field Goals Attempted | 52 | 27 |
| TOTAL POINTS SCORED | 380 | 229 |
| Touchdowns Scored | 35 | 23 |
| Touchdowns Rushing | 14 | 3 |
| Touchdowns Passing | 18 | 20 |
| Touchdown Returns | 3 | 0 |
| Extra Points | 34 | 21 |
| Field Goals | 44 | 22 |
| Safeties | 1 | 1 |
| AVG. TIME OF POSSESSION | 32:02 | 27:58 |

| SCORING | TDs | Ru | Pa | Int | Fu | KO | Pu | PAT | FG | S | Pts |
|---|---|---|---|---|---|---|---|---|---|---|---|
| Akers, Davis | 0 | 0 | 0 | 0 | 0 | 0 | 0 | 34/34 | 44/52 | 0 | 166 |
| Gore, Frank | 8 | 8 | 0 | 0 | 0 | 0 | 0 | 0/0 | 0/0 | 0 | 48 |
| Davis, Vernon | 6 | 0 | 6 | 0 | 0 | 0 | 0 | 0/0 | 0/0 | 0 | 36 |
| Crabtree, Michael | 4 | 0 | 4 | 0 | 0 | 0 | 0 | 0/0 | 0/0 | 0 | 26 |
| Williams, Kyle | 3 | 0 | 3 | 0 | 0 | 0 | 0 | 0/0 | 0/0 | 0 | 18 |
| Walker, Delanie | 3 | 0 | 3 | 0 | 0 | 0 | 0 | 0/0 | 0/0 | 0 | 18 |
| Ginn Jr., Ted | 2 | 0 | 0 | 0 | 0 | 1 | 1 | 0/0 | 0/0 | 0 | 12 |
| Dixon, Anthony | 2 | 2 | 0 | 0 | 0 | 0 | 0 | 0/0 | 0/0 | 0 | 12 |
| *Hunter, Kendall* | 2 | 2 | 0 | 0 | 0 | 0 | 0 | 0/0 | 0/0 | 0 | 12 |
| Smith, Alex | 2 | 2 | 0 | 0 | 0 | 0 | 0 | 0/0 | 0/0 | 0 | 12 |
| *Miller, Bruce* | 1 | 0 | 1 | 0 | 0 | 0 | 0 | 0/0 | 0/0 | 0 | 6 |

*Rookie Names in Italics*

(continued)

| SCORING | TDs | Ru | Pa | Int | Fu | KO | Pu | PAT | FG | S | Pts |
|---|---|---|---|---|---|---|---|---|---|---|---|
| Rogers, Carlos | 1 | 0 | 0 | 1 | 0 | 0 | 0 | 0/0 | 0/0 | 0 | 6 |
| Morgan, Joshua | 1 | 0 | 1 | 0 | 0 | 0 | 0 | 0/0 | 0/0 | 0 | 6 |
| *Smith, Aldon* | 0 | 0 | 0 | 0 | 0 | 0 | 0 | 0/0 | 0/0 | 1 | 2 |
| **49ERS** | **35** | **14** | **18** | **1** | **0** | **1** | **1** | **34/34** | **44/52** | **1** | **380** |
| **OPPONENTS** | **23** | **3** | **20** | **0** | **0** | **0** | **0** | **21/21** | **22/27** | **1** | **229** |

2–pt conversions: Team: 1–1, Opponents: 1–2

| RUSHING | No | Yds | Avg | Long | TD |
|---|---|---|---|---|---|
| Gore, Frank | 282 | 1,211 | 4.3 | 55 | 8 |
| *Hunter, Kendall* | 112 | 473 | 4.2 | 44 | 2 |
| Smith, Alex | 52 | 179 | 3.4 | 14 | 2 |
| Dixon, Anthony | 29 | 87 | 3.0 | 9 | 2 |
| Ginn Jr., Ted | 8 | 68 | 8.5 | 24 | 0 |
| Williams, Kyle | 2 | 32 | 16.0 | 25 | 0 |
| *Miller, Bruce* | 4 | 8 | 2.0 | 3 | 0 |
| Crabtree, Michael | 1 | 6 | 6.0 | 6 | 0 |
| Walker, Delanie | 3 | 5 | 1.7 | 14 | 0 |
| *Kaepernick, Colin* | 2 | –2 | –1.0 | –1 | 0 |
| Davis, Venon | 2 | –5 | –2.5 | –2 | 0 |
| Lee, Andy | 1 | –18 | –18.0 | –18 | 0 |
| **49ERS** | **498** | **2,044** | **4.1** | **55** | **14** |
| **OPPONENTS** | **353** | **1,236** | **3.5** | **34** | **3** |

| RECEIVING | No | Yds | Avg | Long | TD |
|---|---|---|---|---|---|
| Crabtree, Michael | 72 | 874 | 12.1 | 52t | 4 |
| Davis, Vernon | 67 | 792 | 11.8 | 44 | 6 |
| Williams, Kyle | 20 | 241 | 12.1 | 56t | 3 |
| Ginn Jr., Ted | 19 | 220 | 11.6 | 26 | 0 |
| Walker, Delanie | 19 | 198 | 10.4 | 29t | 3 |
| Gore, Frank | 17 | 114 | 6.7 | 13 | 0 |
| *Hunter, Kendall* | 16 | 195 | 12.2 | 44 | 0 |
| Morgan, Joshua | 15 | 220 | 14.7 | 30t | 1 |
| Edwards, Braylon | 15 | 181 | 12.1 | 24 | 0 |
| *Miller, Bruce* | 11 | 83 | 7.5 | 30t | 1 |
| Swain, Brett | 2 | 15 | 7.5 | 9 | 0 |
| Peelle, Justin | 1 | 19 | 19.0 | 19 | 0 |
| Sopoaga, Isaac | 1 | 18 | 18.0 | 18 | 0 |
| Staley, Joe | 1 | 17 | 17.0 | 17 | 0 |
| Dixon, Anthony | 1 | 6 | 6.0 | 6 | 0 |
| **49ERS** | **277** | **3,193** | **11.5** | **56t** | **18** |
| **OPPONENTS** | **333** | **3,978** | **11.9** | **77** | **20** |

| INTERCEPTIONS | No | Yds | Avg | Long | TD |
|---|---|---|---|---|---|
| Rogers, Carlos | 6 | 106 | 17.7 | 31t | 1 |
| Goldson, Dashon | 6 | 53 | 8.8 | 21 | 0 |
| Brown, Tarell | 4 | 15 | 3.8 | 11 | 0 |
| Whitner, Donte | 2 | 48 | 24.0 | 48 | 0 |
| Brock, Tramaine | 2 | 18 | 9.0 | 18 | 0 |
| *Culliver, Chris* | 1 | 23 | 23.0 | 23 | 0 |
| Smith, Reggie | 1 | 11 | 11.0 | 11 | 0 |
| Willis, Patrick | 1 | 10 | 10.0 | 10 | 0 |
| **49ERS** | **23** | **284** | **12.3** | **48** | **1** |
| **OPPONENTS** | **5** | **51** | **10.2** | **30** | **0** |

| KICKOFF RETURNS | No | Yds | Avg | Long | TD |
|---|---|---|---|---|---|
| Ginn Jr., Ted | 29 | 800 | 27.6 | 102t | 1 |
| *Hunter, Kendall* | 6 | 156 | 26.0 | 43 | 0 |
| Williams, Kyle | 4 | 104 | 26.0 | 33 | 0 |
| **49ERS** | **39** | **1,060** | **27.2** | **102t** | **1** |
| **OPPONENTS** | **46** | **1,061** | **23.1** | **39** | **0** |

| PUNT RETURNS | Ret | FC | Yds | Avg | Long | TD |
|---|---|---|---|---|---|---|
| Ginn Jr., Ted | 38 | 18 | 466 | 12.3 | 55t | 1 |
| Smith, Reggie | 4 | 1 | 37 | 9.3 | 14 | 0 |
| Williams, Kyle | 2 | 4 | 41 | 20.5 | 36 | 0 |
| **49ERS** | **44** | **23** | **544** | **12.4** | **55t** | **1** |
| **OPPONENTS** | **39** | **17** | **315** | **8.1** | **24** | **0** |

| PUNTING | No | Yds | Avg | Net | TB | I–20 | Lg | B |
|---|---|---|---|---|---|---|---|---|
| Lee, Andy | 78 | 3,970 | 50.9 | 44.0 | 9 | 28 | 68 | 1 |
| **49ERS** | **78** | **3,970** | **50.3** | **44.0** | **9** | **28** | **68** | **1** |
| **OPPONENTS** | **87** | **3,911** | **45.0** | **37.1** | **7** | **21** | **77** | **0** |

| PASSING | Att | Comp | Pct | Yds | LG | TD | Int | QB |
|---|---|---|---|---|---|---|---|---|
| Smith, Alex | 445 | 273 | 61.3 | 3,144 | 56t | 17 | 5 | 90.7 |
| *Kaepernick, Colin* | 5 | 3 | 60.0 | 35 | 19 | 0 | 0 | 81.3 |
| Akers, David | 1 | 1 | 100.0 | 14 | 14t | 1 | 0 | 158.3 |
| **49ERS** | **451** | **277** | **61.4** | **3,193** | **56t** | **18** | **5** | **91.5** |
| **OPPONENTS** | **579** | **333** | **57.5** | **3,978** | **77** | **20** | **20** | **73.6** |

## 2012 (13-5-1)

### NFC West Champions – NFC Champions

### Jim Harbaugh, Coach

| | | | |
|---|---|---|---|
| W | 30 | at Green Bay (70,523), S–9 | 22 |
| W | 27 | Detroit (69,732), **SUN**/S–16 | 19 |
| L | 13 | at Minnesota (57,288), S–23 | 24 |
| W | 34 | at New York Jets (79,088), S–30 | 0 |
| W | 45 | Buffalo (69,732), O–7 | 3 |
| L | 3 | New York Giants (69,732), O–14 | 26 |
| W | 13 | Seattle (69,732), **THU**/O–18 | 6 |
| W | 24 | at Arizona (62,810), **MON**/O–29 | 3 |
| – | – | BYE, N–4 | – |
| T | 24 | St. Louis (69,732), N–11 | (OT) 24 |
| W | 32 | Chicago (69,732), **MON**/N–19 | 7 |
| W | 31 | at New Orleans (73,147), N–25 | 21 |
| L | 13 | at St. Louis (57,279), D–2 | (OT) 16 |
| W | 27 | Miami (69,732), D–9 | 13 |
| W | 41 | at New England (68,756), **SUN**/D–16 | 34 |
| L | 13 | at Seattle (68,161), **SUN**/D–23 | 42 |
| W | 27 | Arizona (69,732), D–30 | 13 |
| | **397** | | **273** |

### NFC DIVISIONAL ROUND - JAN. 12

(at San Francisco – Candlestick Park)

| | | | |
|---|---|---|---|
| W | 45 | Green Bay (68,732)–**SAT** | 31 |

### NFC CHAMPIONSHIP - JAN. 20

(at Atlanta – Georgia Dome)

| | | | |
|---|---|---|---|
| W | 28 | Atlanta (60,863) | 24 |

### SUPER BOWL XLVII - FEB. 3

(at New Orleans – Mercedes–Benz Superdome)

| | | | |
|---|---|---|---|
| L | 31 | Baltimore (71,024) | 34 |

| TEAM STATISTICS | 49ers | Opp |
|---|---|---|
| TOTAL FIRST DOWNS | 322 | 284 |
| Rushing | 128 | 72 |
| Passing | 172 | 178 |
| Penalty | 22 | 34 |
| TOTAL YARDS GAINED | 5,789 | 4,710 |
| By Rushing | 2,491 | 1,507 |
| By Passing | 3,298 | 3,203 |
| TOTAL PLAYS FROM SCRIMMAGE | 969 | 1,012 |
| Rushes | 492 | 407 |
| Average Gain Per Rush | 5.1 | 3.7 |
| NET YARDS PASSING | 3,298 | 3,203 |
| Passes Attempted | 436 | 567 |
| Passes Completed | 289 | 337 |
| Percent Completed | 66.3 | 59.4 |
| Had Intercepted | 8 | 14 |
| Times Sacked | 41 | 38 |
| Lost Attempting to Pass | 253 | 270 |
| PUNTS | 67 | 79 |
| Total Yardage of Punts | 3,226 | 3,609 |
| Average Length | 48.1 | 45.7 |
| KICKOFF RETURNS | 49 | 48 |
| Total Yards Returned | 1,216 | 1,289 |
| Average Length of Return | 24.8 | 26.9 |
| PENALTIES | 109 | 93 |
| Yards Penalized | 960 | 758 |
| FUMBLES | 26 | 21 |
| Own Fumbles Recovered | 18 | 10 |
| Opponents' Fumbles Recovered | 11 | 8 |
| FIELD GOALS | 29 | 22 |
| Field Goals Attempted | 42 | 27 |
| TOTAL POINTS SCORED | 397 | 273 |
| Touchdowns Scored | 44 | 29 |
| Touchdowns Rushing | 17 | 7 |
| Touchdowns Passing | 23 | 19 |
| Touchdown Returns | 4 | 3 |
| Extra Points | 44 | 27 |
| Field Goals | 29 | 22 |
| Safeties | 1 | 1 |
| AVG. TIME OF POSSESSION | 30:49 | 29:11 |

| SCORING | TDs | Ru | Pa | Int | Fu | KO | Pu | PAT | FG | S | Pts |
|---|---|---|---|---|---|---|---|---|---|---|---|
| Akers, David | 0 | 0 | 0 | 0 | 0 | 0 | 0 | 44/44 | 29/42 | 0 | 131 |
| Gore, Frank | 10 | 8 | 1 | 0 | 1 | 0 | 0 | 0 | 0 | 0 | 60 |
| Crabtree, Michael | 9 | 0 | 9 | 0 | 0 | 0 | 0 | 0 | 0 | 0 | 54 |
| Davis, Vernon | 5 | 0 | 5 | 0 | 0 | 0 | 0 | 0 | 0 | 0 | 30 |
| Kaepernick, Colin | 5 | 5 | 0 | 0 | 0 | 0 | 0 | 0 | 0 | 0 | 30 |
| Moss, Randy | 3 | 0 | 3 | 0 | 0 | 0 | 0 | 0 | 0 | 0 | 18 |
| Walker, Delanie | 3 | 0 | 3 | 0 | 0 | 0 | 0 | 0 | 0 | 0 | 18 |
| Hunter, Kendall | 2 | 2 | 0 | 0 | 0 | 0 | 0 | 0 | 0 | 0 | 12 |

*Rookie Names in Italics*

(continued)

| SCORING | TDs | Ru | Pa | Int | Fu | KO | Pu | PAT | FG | S | Pts |
|---|---|---|---|---|---|---|---|---|---|---|---|
| Dixon, Anthony | 2 | 2 | 0 | 0 | 0 | 0 | 0 | 0 | 0 | 0 | 12 |
| Manningham, Mario | 1 | 0 | 1 | 0 | 0 | 0 | 0 | 0 | 0 | 0 | 6 |
| Williams, Kyle | 1 | 0 | 1 | 0 | 0 | 0 | 0 | 0 | 0 | 0 | 6 |
| Brooks, Ahmad | 1 | 0 | 0 | 1 | 0 | 0 | 0 | 0 | 0 | 0 | 6 |
| Rogers, Carlos | 1 | 0 | 0 | 0 | 1 | 0 | 0 | 0 | 0 | 0 | 6 |
| Whitner, Donte | 1 | 0 | 0 | 1 | 0 | 0 | 0 | 0 | 0 | 0 | 6 |
| McDonald, Ray | 0 | 0 | 0 | 0 | 0 | 0 | 0 | 0 | 0 | 1 | 2 |
| **49ERS** | **44** | **17** | **23** | **2** | **2** | **0** | **0** | **44/44** | **29/42** | **1** | **397** |
| **OPPONENTS** | **29** | **7** | **19** | **0** | **2*** | **0** | **1** | **22/27** | **27/27** | **1** | **273** |

*ret blcked FG | 2–pt conversions: Team: 0–0, Opponents: 2–2

| RUSHING | No | Yds | Avg | Long | TD |
|---|---|---|---|---|---|
| Gore, Frank | 258 | 1,214 | 4.7 | 37 | 8 |
| Kaepernick, Colin | 63 | 415 | 6.6 | 50t | 5 |
| Hunter, Kendall | 72 | 371 | 5.2 | 26 | 2 |
| Smith, Alex | 31 | 132 | 4.3 | 24 | 0 |
| *James, LaMichael* | 27 | 125 | 4.6 | 26 | 0 |
| Dixon, Anthony | 21 | 78 | 3.7 | 9 | 2 |
| Manningham, Mario | 3 | 64 | 21.3 | 29 | 0 |
| Goldson, Dashon | 1 | 31 | 31 | 31 | 0 |
| Williams, Kyle | 4 | 21 | 5.3 | 9 | 0 |
| Miller, Bruce | 5 | 18 | 3.6 | 9 | 0 |
| Crabtree, Michael | 1 | 8 | 8 | 8 | 0 |
| Jacobs, Brandon | 5 | 7 | 1.4 | 3 | 0 |
| Ginn Jr., Ted | 1 | 7 | 7 | 7 | 0 |
| **49ERS** | **492** | **2,491** | **5.1** | **50t** | **17** |
| **OPPONENTS** | **407** | **1,507** | **3.7** | **35** | **7** |

| RECEIVING | No | Yds | Avg | Long | TD |
|---|---|---|---|---|---|
| Crabtree, Michael | 85 | 1,105 | 13 | 49t | 9 |
| Manningham, Mario | 42 | 449 | 10.7 | 40 | 1 |
| Davis, Vernon | 41 | 548 | 13.4 | 53 | 5 |
| Moss, Randy | 28 | 434 | 15.5 | 55 | 3 |
| Gore, Frank | 28 | 234 | 8.4 | 26 | 1 |
| Walker, Delanie | 21 | 344 | 16.4 | 45 | 3 |
| Williams, Kyle | 14 | 212 | 15.1 | 57 | 1 |
| Miller, Bruce | 12 | 84 | 7 | 26 | 0 |
| Hunter, Kendall | 9 | 60 | 6.7 | 12 | 0 |
| *Celek, Garrett* | 4 | 51 | 12.8 | 35 | 0 |
| *James, LaMichael* | 3 | 29 | 9.7 | 15 | 0 |
| Ginn Jr., Ted | 2 | 1 | 0.5 | 1 | 0 |
| **49ERS** | **289** | **3,551** | **12.3** | **57** | **23** |
| **OPPONENTS** | **337** | **3,473** | **10.3** | **53** | **19** |

| INTERCEPTIONS | No | Yds | Avg | Long | TD |
|---|---|---|---|---|---|
| Goldson, Dashon | 3 | 21 | 7 | 20 | 0 |
| Brown, Tarell | 2 | 17 | 8.5 | 12 | 0 |
| Culliver, Chris | 2 | 4 | 2 | 4 | 0 |
| Willis, Patrick | 2 | 2 | 1 | 2 | 0 |
| Rogers, Carlos | 1 | 63 | 63 | 63 | 0 |
| Brooks, Ahmad | 1 | 50 | 50 | 50t | 1 |
| Whitner, Donte | 1 | 42 | 42 | 42t | 1 |
| Bowman, NaVorro | 1 | 11 | 11 | 11 | 0 |
| Smith, Aldon | 1 | 6 | 6 | 6 | 0 |
| **49ERS** | **14** | **216** | **15.4** | **63** | **2** |
| **OPPONENTS** | **8** | **70** | **8.8** | **24** | **0** |

| KICKOFF RETURNS | No | Yds | Avg | Long | TD |
|---|---|---|---|---|---|
| James, LaMichael | 14 | 417 | 29.8 | 62 | 0 |
| Williams, Kyle | 13 | 353 | 27.2 | 94 | 0 |
| Ginn Jr., Ted | 11 | 253 | 23.0 | 31 | 0 |
| Hunter, Kendall | 7 | 165 | 23.6 | 31 | 0 |
| Walker, Delanie | 4 | 28 | 7.0 | 18 | 0 |
| **49ERS** | **49** | **1,216** | **24.8** | **94** | **0** |
| **OPPONENTS** | **48** | **1,289** | **26.9** | **66** | **0** |

| PUNT RETURNS | Ret | FC | Yds | Avg | Long | TD |
|---|---|---|---|---|---|---|
| Ginn Jr., Ted | 32 | 12 | 326 | 10.2 | 38 | 0 |
| Williams, Kyle | 4 | 6 | 52 | 13.0 | 20 | 0 |
| **49ERS** | **36** | **18** | **378** | **10.5** | **38** | **0** |
| **OPPONENTS** | **36** | **18** | **249** | **6.9** | **75t** | **1** |

| PUNTING | No | Yds | Avg | Net | TB | I–20 | Lg | B |
|---|---|---|---|---|---|---|---|---|
| Lee, Andy | 67 | 3,226 | 48.1 | 43.2 | 4 | 36 | 66 | 0 |
| **49ERS** | **67** | **3,226** | **48.1** | **43.2** | **4** | **36** | **66** | **0** |
| **OPPONENTS** | **78** | **3,609** | **45.7** | **39.1** | **7** | **24** | **70** | **1** |

| PASSING | Att | Comp | Pct | Yds | LG | TD | Int | QB |
|---|---|---|---|---|---|---|---|---|
| Kaepernick, Colin | 218 | 136 | 62.4 | 1,814 | 57 | 10 | 3 | 98.3 |
| Smith, Alex | 218 | 153 | 70.2 | 1,737 | 55 | 13 | 5 | 104.1 |
| Hunter, Kendall | 0 | 0 | 0.0 | 0 | 0 | 0 | 0 | 0.0 |
| **49ERS** | **436** | **289** | **66.3** | **3,551** | **57** | **23** | **8** | **101.2** |
| **OPPONENTS** | **567** | **337** | **59.4** | **3,473** | **53** | **19** | **14** | **78.0** |

## 2013 (12-4/14-5)

### Jim Harbaugh, Coach

| | | | |
|---|---|---|---|
| W | 34 | Green Bay (69,732), S–8 | 28 |
| L | 3 | at Seattle (68,338), **SUN**/S–15 | 29 |
| L | 7 | Indianapolis (69,732), S–22 | 27 |
| W | 35 | at St. Louis (56,640), **THU**/S–26 | 11 |
| W | 34 | Houston (69,732), **SUN**/O–6 | 3 |
| W | 32 | Arizona (69,732), O–13 | 20 |
| W | 31 | at Tennessee (69,143), O–20 | 17 |
| W | 42 | at Jacksonville in London (83,559), O–27 | 10 |
| – | – | BYE, N–3 | – |
| L | 9 | Carolina (69,732), N–10 | 10 |
| L | 20 | at New Orleans (73,025), N–17 | 23 |
| W | 27 | at Washington (79,773), **MON**/N–25 | 6 |
| W | 23 | St. Louis (69,732), D–1 | 13 |
| W | 19 | Seattle (69,732), D–8 | 17 |
| W | 33 | at Tampa Bay (64,142), D–15 | 14 |
| W | 34 | Atlanta (69,732), **MON**/D–23 | 24 |
| W | 23 | at Arizona (63,570), D–29 | 20 |
| | **406** | | **272** |

### NFC WILDCARD - JAN. 5

(at Green Bay – Lambeau Field)

| | | | |
|---|---|---|---|
| W | 23 | at Green Bay (77,525) | 20 |

### NFC DIVISIONAL ROUND - JAN. 12

(at Carolina – Bank of America Stadium)

| | | | |
|---|---|---|---|
| W | 23 | at Carolina (73,784) | 10 |

### NFC CHAMPIONSHIP GAME - JAN. 19

(at Seattle – CenturyLink Field)

| | | | |
|---|---|---|---|
| L | 17 | at Seattle (68,454) | 23 |

| TEAM STATISTICS | 49ers | Opp |
|---|---|---|
| TOTAL FIRST DOWNS | 286 | 284 |
| Rushing | 115 | 77 |
| Passing | 148 | 181 |
| Penalty | 23 | 26 |
| TOTAL YARDS GAINED | 5,180 | 5,071 |
| By Rushing | 2,201 | 1,535 |
| By Passing | 2,979 | 3,536 |
| TOTAL PLAYS FROM SCRIMMAGE | 961 | 1,020 |
| Rushes | 505 | 397 |
| Average Gain Per Rush | 4.4 | 3.9 |
| NET YARDS PASSING | 2,979 | 3,536 |
| Passes Attempted | 417 | 585 |
| Passes Completed | 244 | 345 |
| Percent Completed | 58.5 | 59.0 |
| Had Intercepted | 8 | 18 |
| Times Sacked | 39 | 38 |
| Lost Attempting to Pass | 231 | 283 |
| PUNTS | 79 | 87 |
| Total Yardage of Punts | 3,804 | 3,884 |
| Average Length | 48.2 | 44.6 |
| KICKOFF RETURNS | 32 | 54 |
| Total Yards Returned | 726 | 1,104 |
| Average Length of Return | 22.7 | 20.4 |
| PENALTIES | 103 | 96 |
| Yards Penalized | 845 | 878 |
| FUMBLES | 20 | 21 |
| Own Fumbles Recovered | 10 | 9 |
| Opponents' Fumbles Recovered | 12 | 10 |
| FIELD GOALS | 32 | 20 |
| Field Goals Attempted | 36 | 25 |
| TOTAL POINTS SCORED | 406 | 272 |
| Touchdowns Scored | 44 | 30 |
| Touchdowns Rushing | 18 | 11 |
| Touchdowns Passing | 21 | 19 |
| Touchdown Returns | 5 | 0 |
| Extra Points | 44 | 28 |
| Field Goals | 32 | 20 |
| Safeties | 1 | 1 |
| AVG. TIME OF POSSESSION | 30:35 | 29:26 |

| SCORING | TDs | Ru | Pa | Int | Fu | KO | Pu | PAT | FG | S | Pts |
|---|---|---|---|---|---|---|---|---|---|---|---|
| Dawson, Phil | 0 | 0 | 0 | 0 | 0 | 0 | 0 | 44/44 | 32/36 | 0 | 140 |
| Davis, Vernon | 13 | 0 | 13 | 0 | 0 | 0 | 0 | 0/0 | 0/0 | 0 | 78 |
| Gore, Frank | 9 | 9 | 0 | 0 | 0 | 0 | 0 | 0/0 | 0/0 | 0 | 54 |
| Boldin, Anquan | 7 | 0 | 7 | 0 | 0 | 0 | 0 | 0/0 | 0/0 | 0 | 42 |
| Kaepernick, Colin | 4 | 4 | 0 | 0 | 0 | 0 | 0 | 0/0 | 0/0 | 0 | 24 |
| Hunter, Kendall | 4 | 3 | 0 | 0 | 1 | 0 | 0 | 0/0 | 0/0 | 0 | 24 |
| Dixon, Anthony | 2 | 2 | 0 | 0 | 0 | 0 | 0 | 0/0 | 0/0 | 0 | 12 |
| Bowman, NaVorro | 1 | 0 | 0 | 1 | 0 | 0 | 0 | 0/0 | 0/0 | 0 | 6 |
| Osgood, Kassim | 1 | 0 | 0 | 0 | 1 | 0 | 0 | 0/0 | 0/0 | 0 | 6 |
| Skuta, Dan | 1 | 0 | 0 | 0 | 1 | 0 | 0 | 0/0 | 0/0 | 0 | 6 |

*Rookie Names in Italics*

(continued)

| SCORING | TDs | Ru | Pa | Int | Fu | KO | Pu | PAT | FG | S | Pts |
|---|---|---|---|---|---|---|---|---|---|---|---|
| Crabtree, Michael | 1 | 0 | 1 | 0 | 0 | 0 | 0 | 0/0 | 0/0 | 0 | 6 |
| Brock, Tramaine | 1 | 0 | 0 | 1 | 0 | 0 | 0 | 0/0 | 0/0 | 0 | 6 |
| Lemonier, Corey | 0 | 0 | 0 | 0 | 0 | 0 | 0 | 0/0 | 0/0 | 1 | 2 |
| **49ERS** | **44** | **18** | **21** | **2** | **3** | **0** | **0** | **44/44** | **32/36** | **1** | **406** |
| **OPPONENTS** | **30** | **11** | **19** | **0** | **0** | **0** | **0** | **28/28** | **20/25** | **1** | **272** |

2–pt conversions: Team: 0–0, Opponents: 1–2

| RUSHING | No | Yds | Avg | Long | TD |
|---|---|---|---|---|---|
| Gore, Frank | 276 | 1,128 | 4.1 | 51 | 9 |
| Kaepernick, Colin | 92 | 524 | 5.7 | 28 | 4 |
| Hunter, Kendall | 78 | 358 | 4.6 | 45 | 3 |
| James, LaMichael | 12 | 59 | 4.9 | 21 | 0 |
| Dixon, Anthony | 28 | 56 | 2.0 | 9 | 2 |
| *Patton, Quinton* | 1 | 26 | 26.0 | 26 | 0 |
| Williams, Kyle | 2 | 23 | 11.5 | 13 | 0 |
| Miller, Bruce | 7 | 13 | 1.9 | 4 | 0 |
| Boldin, Anquan | 2 | 11 | 5.5 | 11 | 0 |
| Moore, Marlon | 1 | 9 | 9.0 | 9 | 0 |
| McCoy, Colt | 6 | –6 | –1.0 | –1 | 0 |
| **49ERS** | **505** | **2,201** | **4.4** | **51** | **18** |
| **OPPONENTS** | **397** | **1,535** | **3.9** | **30** | **11** |

| RECEIVING | No | Yds | Avg | Long | TD |
|---|---|---|---|---|---|
| Boldin, Anquan | 85 | 1,179 | 13.9 | 63 | 7 |
| Davis, Vernon | 52 | 850 | 16.3 | 64t | 13 |
| Miller, Bruce | 25 | 243 | 9.7 | 43 | 0 |
| Crabtree, Michael | 19 | 284 | 14.9 | 60 | 1 |
| Gore, Frank | 16 | 141 | 8.8 | 29 | 0 |
| Williams, Kyle | 12 | 113 | 9.4 | 16 | 0 |
| Manningham, Mario | 9 | 85 | 9.4 | 14 | 0 |
| *McDonald, Vance* | 8 | 119 | 14.9 | 25 | 0 |
| *Patton, Quinton* | 3 | 34 | 11.3 | 29 | 0 |
| Dixon, Anthony | 3 | 30 | 10.0 | 19 | 0 |
| Baldwin, Jonathan | 3 | 28 | 9.3 | 15 | 0 |
| Celek, Garrett | 2 | 38 | 19.0 | 30 | 0 |
| James, LaMichael | 2 | 16 | 8.0 | 12 | 0 |
| Hunter, Kendall | 2 | 13 | 6.5 | 9 | 0 |
| Osgood, Kassim | 1 | 17 | 17.0 | 17 | 0 |
| Staley, Joe | 1 | 14 | 14.0 | 14 | 0 |
| Moore, Marlon | 1 | 6 | 6.0 | 6 | 0 |
| **49ERS** | **244** | **3,210** | **13.2** | **64t** | **21** |
| **OPPONENTS** | **345** | **3,819** | **11.1** | **75t** | **19** |

| INTERCEPTIONS | No | Yds | Avg | Long | TD |
|---|---|---|---|---|---|
| Brock, Tramaine | 5 | 82 | 16.4 | 41 | 1 |
| *Reid, Eric* | 4 | 54 | 13.5 | 53 | 0 |
| Bowman, NaVorro | 2 | 93 | 46.5 | 89t | 1 |
| Rogers, Carlos | 2 | 14 | 7.0 | 11 | 0 |
| Whitner, Donte | 2 | 7 | 3.5 | 7 | 0 |
| Brooks, Ahmad | 1 | 22 | 22.0 | 22 | 0 |
| Jerod–Eddie, Tony | 1 | 6 | 6.0 | 6 | 0 |
| Wright, Eric | 1 | 0 | 0.0 | 0 | 0 |
| **49ERS** | **18** | **278** | **15.4** | **89t** | **2** |
| **OPPONENTS** | **8** | **117** | **14.6** | **43** | **0** |

| KICKOFF RETURNS | No | Yds | Avg | Long | TD |
|---|---|---|---|---|---|
| James, LaMichael | 12 | 321 | 26.8 | 41 | 0 |
| Williams, Kyle | 7 | 134 | 19.1 | 35 | 0 |
| Dixon, Anthony | 5 | 101 | 20.2 | 47 | 0 |
| Hunter, Kendall | 4 | 81 | 20.3 | 30 | 0 |
| Cox, Perrish | 3 | 82 | 27.3 | 30 | 0 |
| *Patton, Quinton* | 1 | 7 | 7.0 | 7 | 0 |
| **49ERS** | **32** | **726** | **22.7** | **47** | **0** |
| **Opponents** | **54** | **1,104** | **20.4** | **82** | **0** |

| PUNT RETURNS | Ret | FC | Yds | Avg | Long | TD |
|---|---|---|---|---|---|---|
| James, LaMichael | 23 | 12 | 251 | 10.9 | 40 | 0 |
| Williams, Kyle | 12 | 20 | 61 | 5.1 | 22 | 0 |
| **49ERS** | **35** | **32** | **312** | **8.9** | **40** | **0** |
| **OPPONENTS** | **38** | **21** | **330** | **8.7** | **38** | **0** |

| PUNTING | No | Yds | Avg | Net | TB | I–20 | Lg | B |
|---|---|---|---|---|---|---|---|---|
| Lee, Andy | 79 | 3,804 | 48.2 | 41.7 | 9 | 27 | 62 | 0 |
| **49ERS** | **79** | **3,804** | **48.2** | **41.7** | **9** | **27** | **62** | **0** |
| **Opponents** | **85** | **3,884** | **44.6** | **40.1** | **4** | **27** | **65** | **2** |

| PASSING | Att | Comp | Pct | Yds | LG | TD | Int | QB |
|---|---|---|---|---|---|---|---|---|
| Kaepernick, Colin | 416 | 243 | 58.4 | 3,197 | 64t | 21 | 8 | 91.6 |
| McCoy, Colt | 1 | 1 | 100.0 | 13 | 13 | 0 | 0 | 118.8 |
| **49ERS** | **417** | **244** | **58.5** | **3,210** | **64t** | **21** | **8** | **91.7** |
| **OPPONENTS** | **585** | **345** | **59.0** | **3,819** | **75t** | **19** | **18** | **76.4** |

## 2014 (8-8)

### Jim Harbaugh, Coach

| | | | | |
|---|---|---|---|---|
| W | 28 | at Dallas (91,174), S–7 | | 17 |
| L | 20 | Chicago (70,799), **SUN**/S–14 | | 28 |
| L | 14 | at Arizona (61,572), S–21 | | 23 |
| W | 26 | Philadelphia (70,799), S–28 | | 21 |
| W | 22 | Kansas City (70,799), O–5 | | 17 |
| W | 31 | at St. Louis (56,851), **MON**/O–13 | | 17 |
| L | 17 | at Denver (77,047), **SUN**/O–19 | | 42 |
| – | – | BYE, O–26 | | – |
| L | 10 | St. Louis (70,799) N–2 | | 13 |
| W | 27 | at New Orleans (73,129), N–9 | (OT) | 24 |
| W | 16 | at New York Giants (80,352), N–16 | | 10 |
| W | 17 | Washington (70,799), N–23 | | 13 |
| L | 3 | Seattle (70,799), **THU**/N–27 | | 19 |
| L | 13 | at Oakland (55,300), D–7 | | 24 |
| L | 7 | at Seattle (68,526), D–14 | | 17 |
| L | 35 | San Diego (70,799), **SAT**/D–20 | (OT) | 38 |
| W | 20 | Arizona (70,799), D–28 | | 17 |
| | **306** | | | **340** |

| TEAM STATISTICS | 49ers | Opp |
|---|---|---|
| TOTAL FIRST DOWNS | 303 | 308 |
| Rushing | 104 | 83 |
| Passing | 165 | 188 |
| Penalty | 34 | 37 |
| TOTAL YARDS GAINED | 5,239 | 5,143 |
| By Rushing | 2,176 | 1,612 |
| By Passing | 3,063 | 3,531 |
| TOTAL PLAYS FROM SCRIMMAGE | 1,009 | 989 |
| Rushes | 470 | 402 |
| Average Gain Per Rush | 4.6 | 4.0 |
| NET YARDS PASSING | 3,063 | 3,531 |
| Passes Attempted | 487 | 551 |
| Passes Completed | 292 | 324 |
| Percent Completed | 60.0 | 58.8 |
| Had Intercepted | 10 | 23 |
| Times Sacked | 52 | 36 |
| Lost Attempting to Pass | 344 | 200 |
| PUNTS | 73 | 74 |
| Total Yardage of Punts | 3,369 | 3,362 |
| Average Length | 46.2 | 45.4 |
| KICKOFF RETURNS | 45 | 40 |
| Total Yards Returned | 1,104 | 907 |
| Average Length of Return | 24.5 | 22.7 |
| PENALTIES | 116 | 122 |
| Yards Penalized | 937 | 909 |
| FUMBLES | 18 | 18 |
| Own Fumbles Recovered | 6 | 12 |
| Opponents' Fumbles Recovered | 12 | 6 |
| FIELD GOALS | 25 | 20 |
| Field Goals Attempted | 31 | 20 |
| TOTAL POINTS SCORED | 306 | 340 |
| Touchdowns Scored | 33 | 40 |
| Touchdowns Rushing | 10 | 7 |
| Touchdowns Passing | 20 | 29 |
| Touchdown Returns | 3 | 4 |
| Extra Points | 33 | 40 |
| Field Goals | 25 | 20 |
| Safeties | 0 | 0 |
| AVG. TIME OF POSSESSION | 31:16 | 28:44 |

| SCORING | TDs | Ru | Pa | Int | Fu | KO | Pu | PAT | FG | S | Pts |
|---|---|---|---|---|---|---|---|---|---|---|---|
| Dawson, Phil | 0 | 0 | 0 | 0 | 0 | 0 | 0 | 33/33 | 25/31 | 0 | 108 |
| Boldin, Anquan | 5 | 0 | 5 | 0 | 0 | 0 | 0 | 0/0 | 0/0 | 0 | 30 |
| Gore, Frank | 5 | 4 | 1 | 0 | 0 | 0 | 0 | 0/0 | 0/0 | 0 | 30 |
| Crabtree, Michael | 4 | 0 | 4 | 0 | 0 | 0 | 0 | 0/0 | 0/0 | 0 | 24 |
| *Hyde, Carlos* | 4 | 4 | 0 | 0 | 0 | 0 | 0 | 0/0 | 0/0 | 0 | 24 |
| *Ellington, Bruce* | 3 | 1 | 2 | 0 | 0 | 0 | 0 | 0/0 | 0/0 | 0 | 18 |
| Johnson, Stevie | 3 | 0 | 3 | 0 | 0 | 0 | 0 | 0/0 | 0/0 | 0 | 18 |
| Davis, Vernon | 2 | 0 | 2 | 0 | 0 | 0 | 0 | 0/0 | 0/0 | 0 | 12 |
| Miller, Bruce | 2 | 0 | 2 | 0 | 0 | 0 | 0 | 0/0 | 0/0 | 0 | 12 |
| Kaepernick, Colin | 1 | 1 | 0 | 0 | 0 | 0 | 0 | 0/0 | 0/0 | 0 | 6 |
| Culliver, Chris | 1 | 0 | 0 | 0 | 1 | 0 | 0 | 0/0 | 0/0 | 0 | 6 |
| Bethea, Antoine | 1 | 0 | 0 | 1 | 0 | 0 | 0 | 0/0 | 0/0 | 0 | 6 |
| *Johnson, Dontae* | 1 | 0 | 0 | 1 | 0 | 0 | 0 | 0/0 | 0/0 | 0 | 6 |
| Lloyd, Brandon | 1 | 0 | 1 | 0 | 0 | 0 | 0 | 0/0 | 0/0 | 0 | 6 |
| **49ERS** | **33** | **10** | **20** | **2** | **1** | **0** | **0** | **33/33** | **25/31** | **0** | **306** |
| **OPPONENTS** | **40** | **7** | **29** | **1** | **2*** | **0** | **1** | **40/40** | **20/20** | **0** | **340** |

*returned blocked punt | 2–pt. conversions: Team: 0–0, Opponents: 0–0

*Rookie Names in Italics*

| RUSHING | No | Yds | Avg | Long | TD |
|---|---|---|---|---|---|
| Gore, Frank | 255 | 1,106 | 4.3 | 52t | 4 |
| Kaepernick, Colin | 104 | 639 | 6.1 | 90t | 1 |
| *Hyde, Carlos* | 83 | 333 | 4.0 | 28 | 4 |
| *Ellington, Bruce* | 6 | 28 | 4.7 | 15 | 1 |
| Patton, Quinton | 1 | 20 | 20.0 | 20 | 0 |
| Smith, Alfonso | 7 | 19 | 2.7 | 12 | 0 |
| Miller, Bruce | 6 | 9 | 1.5 | 4 | 0 |
| Gabbert, Blaine | 1 | 5 | 5.0 | 5 | 0 |
| Davis, Vernon | 1 | 4 | 4.0 | 4 | 0 |
| Boldin, Anquan | 1 | 4 | 4.0 | 4 | 0 |
| Crabtree, Michael | 1 | 4 | 4.0 | 4 | 0 |
| Dahl, Craig | 1 | 3 | 3.0 | 3 | 0 |
| Carrier, Derek | 1 | 2 | 2.0 | 2 | 0 |
| James, LaMichael | 2 | 0 | 0.0 | 1 | 0 |
| **49ERS** | **470** | **2,176** | **4.6** | **90t** | **10** |
| **OPPONENTS** | **402** | **1,612** | **4.0** | **37t** | **7** |

| RECEIVING | No | Yds | Avg | Long | TD |
|---|---|---|---|---|---|
| Boldin, Anquan | 83 | 1,062 | 12.8 | 76t | 5 |
| Crabtree, Michael | 68 | 698 | 10.3 | 51 | 4 |
| Johnson, Stevie | 35 | 435 | 12.4 | 32 | 3 |
| Davis, Vernon | 26 | 245 | 9.4 | 29t | 2 |
| Miller, Bruce | 18 | 189 | 10.5 | 22 | 2 |
| Lloyd, Brandon | 14 | 294 | 21.0 | 80t | 1 |
| *Hyde, Carlos* | 12 | 68 | 5.7 | 16 | 0 |
| Gore, Frank | 11 | 111 | 10.1 | 55t | 1 |
| Carrier, Derek | 9 | 105 | 11.7 | 23 | 0 |
| *Ellington, Bruce* | 6 | 62 | 10.3 | 20t | 2 |
| Patton, Quinton | 3 | 44 | 14.7 | 35 | 0 |
| Smith, Alfonso | 3 | 11 | 3.7 | 5 | 0 |
| Celek, Garrett | 2 | 53 | 26.5 | 31 | 0 |
| McDonald, Vance | 2 | 30 | 15.0 | 21 | 0 |
| *Cleveland, Asante* | 0 | 0 | 0 | 0 | 0 |
| Osgood, Kassim | 0 | 0 | 0 | 0 | 0 |
| **49ERS** | **292** | **3,407** | **11.7** | **80t** | **20** |
| **OPPONENTS** | **324** | **3,731** | **11.5** | **63** | **29** |

| INTERCEPTIONS | No | Yds | Avg | Long | TD |
|---|---|---|---|---|---|
| Cox, Perrish | 5 | 12 | 2.4 | 10 | 0 |
| Bethea, Antoine | 4 | 71 | 17.8 | 49t | 1 |
| Culliver. Chris | 4 | 61 | 15.3 | 29 | 0 |
| Reid, Eric | 3 | 138 | 46.0 | 73 | 0 |
| *Borland, Chris* | 2 | 12 | 6.0 | 12 | 0 |
| Wilhoite, Michael | 2 | 1 | 0.5 | 1 | 0 |
| *Johnson, Dontae* | 1 | 20 | 20.0 | 20t | 1 |
| Dahl, Craig | 1 | 0 | 0.0 | 0 | 0 |
| Willis, Patrick | 1 | 0 | 0.0 | 0 | 0 |
| **49ERS** | **23** | **315** | **13.7** | **73** | **2** |
| **OPPONENTS** | **10** | **111** | **11.1** | **53t** | **1** |

| KICKOFF RETURNS | No | Yds | Avg | Long | TD |
|---|---|---|---|---|---|
| *Ellington, Bruce* | 24 | 614 | 25.6 | 38 | 0 |
| *Hyde, Carlos* | 11 | 268 | 24.4 | 30 | 0 |
| Holliday, Trindon | 3 | 83 | 27.7 | 32 | 0 |
| Cox, Perrish | 2 | 60 | 30.0 | 57 | 0 |
| Patton, Quinton | 1 | 24 | 24.0 | 24 | 0 |
| Miller, Bruce | 1 | 19 | 19.0 | 19 | 0 |
| Jerod–Eddie, Tony | 1 | 18 | 18.0 | 18 | 0 |
| *Lynch, Aaron* | 1 | 10 | 10.0 | 10 | 0 |
| Thomas, Chase | 1 | 8 | 8.0 | 8 | 0 |
| **49ERS** | **45** | **1,104** | **24.5** | **57** | **0** |
| **OPPONENTS** | **40** | **907** | **22.7** | **38** | **0** |

| PUNT RETURNS | Ret | FC | Yds | Avg | Long | TD |
|---|---|---|---|---|---|---|
| *Ellington, Bruce* | 23 | 12 | 188 | 8.2 | 23 | 0 |
| Cox, Perrish | 10 | 1 | 35 | 3.5 | 9 | 0 |
| Osgood, Kassim | 1 | 0 | 2 | 2.0 | 2 | 0 |
| Cook, Chris | 1 | 0 | 2 | 2.0 | 2 | 0 |
| **49ERS** | **35** | **13** | **227** | **6.5** | **23** | **0** |
| **OPPONENTS** | **36** | **22** | **336** | **9.3** | **82t** | **1** |

| PUNTING | No | Yds | Avg | Net | TB | I–20 | Lg | B |
|---|---|---|---|---|---|---|---|---|
| Lee, Andy | 72 | 3,369 | 46.8 | 39.6 | 7 | 28 | 71 | 1 |
| **49ERS** | **73** | **3,369** | **46.2** | **39.6** | **7** | **28** | **71** | **1** |
| **OPPONENTS** | **74** | **3,362** | **45.4** | **40.2** | **8** | **21** | **61** | **1** |

| PASSING | Att | Comp | Pct | Yds | LG | TD | Int | QB |
|---|---|---|---|---|---|---|---|---|
| Kaepernick, Colin | 478 | 289 | 60.5 | 3,369 | 80t | 19 | 10 | 86.4 |
| Gabbert, Blaine | 7 | 3 | 42.9 | 38 | 20t | 1 | 0 | 100.0 |
| Boldin, Anquan | 1 | 0 | 0.0 | 0 | 0 | 0 | 0 | 39.6 |
| Lee, Andy | 1 | 0 | 0.0 | 0 | 0 | 0 | 0 | 39.6 |
| **49ERS** | **487** | **292** | **60.0** | **3,407** | **80t** | **20** | **10** | **86.3** |
| **OPPONENTS** | **551** | **324** | **58.8** | **3,731** | **63** | **29** | **23** | **79.5** |

## 2015 (5-11)

### Jim Tomsula, Coach

| | | | | |
|---|---|---|---|---|
| W | 20 | Minnesota (70,799), **MON**/S–14 | | 3 |
| L | 18 | at Pittsburgh (66,472), S–20 | | 43 |
| L | 7 | at Arizona (63,663), S–27 | | 47 |
| L | 3 | Green Bay (70,799), O–4 | | 17 |
| L | 27 | at New York Giants (78,515), **SUN**/O–11 | | 30 |
| W | 25 | Baltimore (70,799), O–18 | | 20 |
| L | 3 | Seattle (70,799), **THU**/O–22 | | 20 |
| L | 6 | at St. Louis (51,207), N–1 | | 27 |
| W | 17 | Atlanta (70,799), N–8 | | 16 |
| – | – | BYE, N–15 | | – |
| L | 13 | at Seattle (68,993), N–22 | | 29 |
| L | 13 | Arizona (70,799), N–29 | | 19 |
| W | 26 | at Chicago (62,088), D–6 | (OT) | 20 |
| L | 10 | at Cleveland (63,916), D–13 | | 24 |
| L | 14 | Cincinnati (70,799), D–20 | | 24 |
| L | 17 | at Detroit (61,313), D–27 | | 32 |
| W | 19 | St. Louis (70,799), J–3 | (OT) | 16 |
| | **238** | | | **387** |

| TEAM STATISTICS | 49ers | Opp |
|---|---|---|
| TOTAL FIRST DOWNS | 261 | 356 |
| Rushing | 83 | 128 |
| Passing | 154 | 199 |
| Penalty | 24 | 29 |
| TOTAL YARDS GAINED | 4,860 | 6,199 |
| By Rushing | 1,544 | 2,020 |
| By Passing | 3,316 | 4,179 |
| TOTAL PLAYS FROM SCRIMMAGE | 969 | 1,081 |
| Rushes | 390 | 504 |
| Average Gain Per Rush | 4.0 | 4.0 |
| NET YARDS PASSING | 3,316 | 4,179 |
| Passes Attempted | 526 | 549 |
| Passes Completed | 322 | 375 |
| Percent Completed | 61.2 | 68.3 |
| Had Intercepted | 12 | 9 |
| Times Sacked | 53 | 28 |
| Lost Attempting to Pass | 330 | 196 |
| PUNTS | 92 | 74 |
| Total Yardage of Punts | 4,017 | 3,363 |
| Average Length | 43.7 | 45.4 |
| KICKOFF RETURNS | 42 | 23 |
| Total Yards Returned | 993 | 591 |
| Average Length of Return | 23.6 | 25.7 |
| PENALTIES | 113 | 112 |
| Yards Penalized | 823 | 920 |
| FUMBLES | 21 | 10 |
| Own Fumbles Recovered | 16 | 7 |
| Opponents' Fumbles Recovered | 3 | 5 |
| FIELD GOALS | 24 | 28 |
| Field Goals Attempted | 27 | 37 |
| TOTAL POINTS SCORED | 238 | 387 |
| Touchdowns Scored | 24 | 43 |
| Touchdowns Rushing | 7 | 20 |
| Touchdowns Passing | 16 | 21 |
| Touchdown Returns | 1 | 2 |
| Extra Points | 20 | 35 |
| Field Goals | 24 | 28 |
| Safeties | 0 | 2 |
| AVG. TIME OF POSSESSION | 26:20 | 33:40 |

| SCORING | TDs | Ru | Pa | Int | Fu | KO | Pu | PAT | FG | S | Pts |
|---|---|---|---|---|---|---|---|---|---|---|---|
| Dawson, Phil | 0 | 0 | 0 | 0 | 0 | 0 | 0 | 20/21 | 24/27 | 0 | 92 |
| Smith, Torrey | 4 | 0 | 4 | 0 | 0 | 0 | 0 | 0/0 | 0/0 | 0 | 26 |
| Boldin, Anquan | 4 | 0 | 4 | 0 | 0 | 0 | 0 | 0/0 | 0/0 | 0 | 24 |
| Celek, Garrett | 3 | 0 | 3 | 0 | 0 | 0 | 0 | 0/0 | 0/0 | 0 | 18 |
| McDonald, Vance | 3 | 0 | 3 | 0 | 0 | 0 | 0 | 0/0 | 0/0 | 0 | 18 |
| Hyde, Carlos | 3 | 3 | 0 | 0 | 0 | 0 | 0 | 0/0 | 0/0 | 0 | 18 |
| Ward, Jimmie | 1 | 0 | 0 | 1 | 0 | 0 | 0 | 0/0 | 0/0 | 0 | 6 |
| Patton, Quinton | 1 | 0 | 1 | 0 | 0 | 0 | 0 | 0/0 | 0/0 | 0 | 6 |
| Miller, Bruce | 1 | 1 | 0 | 0 | 0 | 0 | 0 | 0/0 | 0/0 | 0 | 6 |
| Draughn, Shaun | 1 | 1 | 0 | 0 | 0 | 0 | 0 | 0/0 | 0/0 | 0 | 6 |
| Simpson, Jerome | 1 | 0 | 1 | 0 | 0 | 0 | 0 | 0/0 | 0/0 | 0 | 6 |
| Gabbert, Blaine | 1 | 1 | 0 | 0 | 0 | 0 | 0 | 0/0 | 0/0 | 0 | 6 |
| Kaepernick, Colin | 1 | 1 | 0 | 0 | 0 | 0 | 0 | 0/0 | 0/0 | 0 | 6 |
| **49ERS** | **24** | **7** | **16** | **1** | **0** | **0** | **0** | **20/21** | **24/27** | **0** | **238** |
| **OPPONENTS** | **43** | **20** | **21** | **2** | **0** | **0** | **0** | **35/39** | **28/37** | **2** | **387** |

2–pt. conversions: Team: 1–2, Opponents: 3–4

*Rookie Names in Italics*

| RUSHING | No | Yds | Avg | Long | TD |
|---|---|---|---|---|---|
| Hyde, Carlos | 115 | 470 | 4.1 | 22 | 3 |
| Draughn, Shaun | 76 | 263 | 3.5 | 30 | 1 |
| Kaepernick, Colin | 45 | 256 | 5.7 | 15 | 1 |
| Gabbert, Blaine | 32 | 185 | 5.8 | 44t | 1 |
| Harris, DuJuan | 27 | 140 | 5.2 | 47 | 0 |
| *Davis, Mike* | 35 | 58 | 1.7 | 13 | 0 |
| *Hayne, Jarryd* | 17 | 52 | 3.1 | 11 | 0 |
| Gaskins, Kendall | 16 | 38 | 2.4 | 14 | 0 |
| Bush, Reggie | 8 | 28 | 3.5 | 9 | 0 |
| Cadet, Travaris | 7 | 16 | 2.3 | 4 | 0 |
| Miller, Bruce | 6 | 14 | 2.3 | 4 | 1 |
| Thomas, Pierre | 4 | 12 | 3.0 | 4 | 0 |
| Ellington, Bruce | 1 | 7 | 7.0 | 7 | 0 |
| Patton, Quinton | 1 | 5 | 5.0 | 5 | 0 |
| **49ERS** | **390** | **1,544** | **4.0** | **47** | **7** |
| **OPPONENTS** | **504** | **2,020** | **4.0** | **71t** | **20** |

| RECEIVING | No | Yds | Avg | Long | TD |
|---|---|---|---|---|---|
| Boldin, Anquan | 69 | 789 | 11.4 | 51 | 4 |
| Smith, Torrey | 33 | 663 | 20.1 | 76t | 4 |
| Patton, Quinton | 30 | 394 | 13.1 | 41 | 1 |
| McDonald, Vance | 30 | 326 | 10.9 | 36 | 3 |
| Draughn, Shaun | 25 | 175 | 7.0 | 26 | 0 |
| Celek, Garrett | 19 | 186 | 9.8 | 33 | 3 |
| Davis, Vernon | 18 | 194 | 10.8 | 43 | 0 |
| *Bell, Blake* | 15 | 186 | 12.4 | 48 | 0 |
| Ellington, Bruce | 13 | 153 | 11.8 | 44 | 0 |
| Hyde, Carlos | 11 | 53 | 4.8 | 11 | 0 |
| Miller, Bruce | 10 | 135 | 13.5 | 52 | 0 |
| Harris, DuJuan | 9 | 97 | 10.8 | 31 | 0 |
| Gaskins, Kendall | 8 | 69 | 8.6 | 16 | 0 |
| Cadet, Travaris | 7 | 66 | 9.4 | 16 | 0 |
| *Davis, Mike* | 7 | 38 | 5.4 | 11 | 0 |
| *Hayne, Jarryd* | 6 | 27 | 4.5 | 7 | 0 |
| Simpson, Jerome | 5 | 54 | 10.8 | 16 | 1 |
| Bush, Reggie | 4 | 19 | 4.8 | 8 | 0 |
| *White, DeAndrew* | 2 | 18 | 9.0 | 10 | 0 |
| Leonhardt, Brian | 1 | 4 | 4.0 | 4 | 0 |
| **49ERS** | **322** | **3,646** | **11.3** | **76t** | **16** |
| **OPPONENTS** | **375** | **4,375** | **11.7** | **66t** | **21** |

| INTERCEPTIONS | No | Yds | Avg | Long | TD |
|---|---|---|---|---|---|
| Acker, Kenneth | 3 | 45 | 15.0 | 45 | 0 |
| Brock, Tramaine | 3 | 26 | 8.7 | 26 | 0 |
| Ward, Jimmie | 1 | 29 | 29.0 | 29t | 1 |
| *Tartt, Jaquiski* | 1 | 25 | 25.0 | 25 | 0 |
| Wilhoite, Michael | 1 | 0 | 0.0 | 0 | 0 |
| **49ERS** | **9** | **125** | **13.9** | **45** | **1** |
| **OPPONENTS** | **12** | **174** | **14.5** | **42** | **2** |

| KICKOFF RETURNS | No | Yds | Avg | Long | TD |
|---|---|---|---|---|---|
| Ellington, Bruce | 26 | 665 | 25.6 | 40 | 0 |
| Patton, Quinton | 7 | 157 | 22.4 | 35 | 0 |
| *White, DeAndrew* | 6 | 142 | 23.7 | 30 | 0 |
| Thomas, Pierre | 1 | 15 | 15.0 | 15 | 0 |
| Jerod–Eddie, Tony | 1 | 11 | 11.0 | 11 | 0 |
| Miller, Bruce | 1 | 3 | 3.0 | 3 | 0 |
| **49ERS** | **42** | **993** | **23.6** | **40** | **0** |
| **OPPONENTS** | **23** | **591** | **25.7** | **74** | **0** |

| PUNT RETURNS | Ret | FC | Yds | Avg | Long | TD |
|---|---|---|---|---|---|---|
| Ellington, Bruce | 19 | 17 | 137 | 7.2 | 36 | 0 |
| *Hayne, Jarryd* | 8 | 5 | 76 | 9.5 | 37 | 0 |
| Bush, Reggie | 2 | 1 | 9 | 4.5 | 9 | 0 |
| *White, DeAndrew* | 1 | 0 | 4 | 4.0 | 4 | 0 |
| **49ERS** | **30** | **23** | **226** | **7.5** | **37** | **0** |
| **OPPONENTS** | **44** | **22** | **283** | **6.4** | **41** | **0** |

| PUNTING | No | Yds | Avg | Net | TB | I–20 | Lg | B |
|---|---|---|---|---|---|---|---|---|
| *Pinion, Bradley* | 91 | 3969 | 43.6 | 39.4 | 5 | 31 | 62 | 0 |
| Dawson, Phil | 1 | 48 | 48.0 | 47.0 | 0 | 0 | 48 | 0 |
| **49ERS** | **92** | **4,017** | **43.7** | **39.5** | **5** | **31** | **62** | **0** |
| **OPPONENTS** | **74** | **3,363** | **45.4** | **40.5** | **7** | **31** | **68** | **0** |

| PASSING | Att | Comp | Pct | Yds | LG | TD | Int | QB |
|---|---|---|---|---|---|---|---|---|
| Gabbert, Blaine | 282 | 178 | 63.1 | 2,031 | 71t | 10 | 7 | 86.2 |
| Kaepernick, Colin | 244 | 144 | 59.0 | 1,615 | 76t | 6 | 5 | 78.5 |
| **49ERS** | **526** | **322** | **61.2** | **3,646** | **76t** | **16** | **12** | **82.6** |
| **OPPONENTS** | **549** | **375** | **68.3** | **4,375** | **66t** | **21** | **9** | **98.1** |

## 2016 (2-14)

### Chip Kelly, Coach

| | | | | |
|---|---|---|---|---|
| W | 28 | Los Angeles Rams (70,178), **MON**/S–12 | | 0 |
| L | 27 | at Carolina (74,143), S–18 | | 46 |
| L | 18 | at Seattle (69,010), S–25 | | 37 |
| L | 17 | Dallas (70,178), O–2 | | 24 |
| L | 21 | Arizona (70,178), **THU**/O–6 | | 33 |
| L | 16 | at Buffalo (70,003), O–16 | | 45 |
| L | 17 | Tampa Bay (70,178), O–23 | | 34 |
| – | – | BYE, O–30 | | – |
| L | 23 | New Orleans (70,178) N–6 | | 41 |
| L | 20 | at Arizona (65,127), N–13 | | 23 |
| L | 17 | New England (70,178), N–20 | | 30 |
| L | 24 | at Miami (65,856), N–27 | | 31 |
| L | 6 | at Chicago (59,782), D–4 | | 26 |
| L | 17 | New York Jets (70,178), D–11 | (OT) | 23 |
| L | 13 | at Atlanta (70,164), D–18 | | 41 |
| W | 22 | at Los Angeles Rams (83,656), **SAT**/D–24 | | 21 |
| L | 23 | Seattle (70,178), J–1 | | 25 |
| | **309** | | | **480** |

| TEAM STATISTICS | 49ers | Opp |
|---|---|---|
| TOTAL FIRST DOWNS | 287 | 358 |
| Rushing | 116 | 140 |
| Passing | 152 | 187 |
| Penalty | 19 | 31 |
| TOTAL YARDS GAINED | 4,930 | 6,502 |
| By Rushing | 2,019 | 2,654 |
| By Passing | 2,911 | 4,848 |
| TOTAL PLAYS FROM SCRIMMAGE | 996 | 1,102 |
| Rushes | 458 | 548 |
| Average Gain Per Rush | 4.4 | 4.8 |
| NET YARDS PASSING | 2,911 | 4,848 |
| Passes Attempted | 491 | 521 |
| Passes Completed | 287 | 322 |
| Percent Completed | 58.5 | 61.8 |
| Had Intercepted | 10 | 10 |
| Times Sacked | 47 | 33 |
| Lost Attempting to Pass | 255 | 165 |
| PUNTS | 100 | 78 |
| Total Yardage of Punts | 4,402 | 3,429 |
| Average Length | 44.0 | 44.0 |
| KICKOFF RETURNS | 38 | 44 |
| Total Yards Returned | 749 | 869 |
| Average Length of Return | 19.7 | 19.8 |
| PENALTIES | 99 | 93 |
| Yards Penalized | 831 | 795 |
| FUMBLES | 29 | 25 |
| Own Fumbles Recovered | 19 | 10 |
| Opponents' Fumbles Recovered | 10 | 15 |
| FIELD GOALS | 18 | 29 |
| Field Goals Attempted | 21 | 32 |
| TOTAL POINTS SCORED | 309 | 480 |
| Touchdowns Scored | 36 | 56 |
| Touchdowns Rushing | 15 | 25 |
| Touchdowns Passing | 21 | 30 |
| Touchdown Returns | 0 | 1 |
| Extra Points | 33 | 51 |
| Field Goals | 18 | 29 |
| Safeties | 1 | 2 |
| AVG. TIME OF POSSESSION | 26:45 | 33:15 |

| SCORING | TDs | Ru | Pa | Int | Fu | KO | Pu | PAT | FG | S | Pts |
|---|---|---|---|---|---|---|---|---|---|---|---|
| Dawson, Phil | 0 | 0 | 0 | 0 | 0 | 0 | 0 | 33/34 | 18/21 | 0 | 87 |
| Hyde, Carlos | 9 | 6 | 3 | 0 | 0 | 0 | 0 | 0/0 | 0/0 | 0 | 56 |
| Draughn, Shaun | 6 | 4 | 2 | 0 | 0 | 0 | 0 | 0/0 | 0/0 | 0 | 36 |
| McDonald, Vance | 4 | 0 | 4 | 0 | 0 | 0 | 0 | 0/0 | 0/0 | 0 | 24 |
| Celek, Garrett | 3 | 0 | 3 | 0 | 0 | 0 | 0 | 0/0 | 0/0 | 0 | 18 |
| Kerley, Jeremy | 3 | 0 | 3 | 0 | 0 | 0 | 0 | 0/0 | 0/0 | 0 | 18 |
| Smith, Torrey | 3 | 0 | 3 | 0 | 0 | 0 | 0 | 0/0 | 0/0 | 0 | 18 |
| Kaepernick, Colin | 2 | 2 | 0 | 0 | 0 | 0 | 0 | 0/0 | 0/0 | 0 | 14 |
| Gabbert, Blaine | 2 | 2 | 0 | 0 | 0 | 0 | 0 | 0/0 | 0/0 | 0 | 12 |
| Streater, Rod | 2 | 0 | 2 | 0 | 0 | 0 | 0 | 0/0 | 0/0 | 0 | 12 |
| Davis, Mike | 1 | 1 | 0 | 0 | 0 | 0 | 0 | 0/0 | 0/0 | 0 | 6 |
| Harris, DuJuan | 1 | 0 | 1 | 0 | 0 | 0 | 0 | 0/0 | 0/0 | 0 | 6 |
| **49ERS** | **36** | **15** | **21** | **0** | **0** | **0** | **0** | **33/34** | **18/21** | **1** | **309** |
| **OPPONENTS** | **56** | **25** | **30** | **0** | **1** | **0** | **1** | **51/54** | **29/32** | **2** | **480** |

2–pt. conversions: Team: 2–2, Opponents: 1–1

*Rookie Names in Italics*

| RUSHING | No | Yds | Avg | Long | TD |
|---|---|---|---|---|---|
| Hyde, Carlos | 217 | 988 | 4.6 | 47 | 6 |
| Kaepernick, Colin | 69 | 468 | 6.8 | 30 | 2 |
| Draughn, Shaun | 74 | 196 | 2.6 | 18 | 4 |
| Gabbert, Blaine | 40 | 173 | 4.3 | 24 | 2 |
| Harris, DuJuan | 38 | 138 | 3.6 | 19 | 0 |
| Davis, Mike | 19 | 50 | 2.6 | 8 | 1 |
| Mostert, Raheem | 1 | 6 | 6.0 | 6 | 0 |
| **49ERS** | **458** | **2,019** | **4.4** | **47** | **15** |
| **OPPONENTS** | **548** | **2,654** | **4.8** | **75t** | **25** |

| RECEIVING | No | Yds | Avg | Long | TD |
|---|---|---|---|---|---|
| Kerley, Jeremy | 64 | 667 | 10.4 | 33t | 3 |
| Patton, Quinton | 37 | 408 | 11.0 | 45 | 0 |
| Celek, Garrett | 29 | 350 | 12.1 | 31 | 3 |
| Draughn, Shaun | 29 | 263 | 9.1 | 29 | 2 |
| Hyde, Carlos | 27 | 163 | 6.0 | 19t | 3 |
| McDonald, Vance | 24 | 391 | 16.3 | 75t | 4 |
| Smith, Torrey | 20 | 267 | 13.4 | 53t | 3 |
| Streater, Rod | 18 | 191 | 10.6 | 25 | 2 |
| Harper, Chris | 13 | 133 | 10.2 | 19 | 0 |
| Harris, DuJuan | 8 | 115 | 14.4 | 47t | 1 |
| *Burbridge, Aaron* | 7 | 88 | 12.6 | 24 | 0 |
| Bell, Blake | 4 | 85 | 21.3 | 45 | 0 |
| Davis, Mike | 3 | 25 | 8.3 | 10 | 0 |
| Hamm, Je'Ron | 2 | 13 | 6.5 | 7 | 0 |
| Smelter, DeAndre | 1 | 23 | 23.0 | 23 | 0 |
| Gabbert, Blaine | 1 | –16 | –16.0 | –16 | 0 |
| **49ERS** | **287** | **3,166** | **11.0** | **75t** | **21** |
| **OPPONENTS** | **322** | **4,013** | **12.5** | **78t** | **30** |

| INTERCEPTIONS | No | Yds | Avg | Long | TD |
|---|---|---|---|---|---|
| Hodges, Gerald | 2 | 27 | 13.5 | 21 | 0 |
| Brock, Tramaine | 1 | 39 | 39.0 | 39 | 0 |
| Reid, Eric | 1 | 13 | 13.0 | 13 | 0 |
| Ward, Jimmie | 1 | 8 | 8.0 | 8 | 0 |
| Armstrong, Ray–Ray | 1 | 5 | 5.0 | 5 | 0 |
| Bellore, Nick | 1 | 4 | 4.0 | 4 | 0 |
| Bethea, Antoine | 1 | 0 | 0.0 | 0 | 0 |
| Bowman, NaVorro | 1 | 0 | 0.0 | 0 | 0 |
| *Robinson, Rashard* | 1 | 0 | 0.0 | 0 | 0 |
| **49ERS** | **10** | **96** | **9.6** | **39** | **0** |
| **OPPONENTS** | **10** | **134** | **13.4** | **29** | **0** |

| KICKOFF RETURNS | No | Yds | Avg | Long | TD |
|---|---|---|---|---|---|
| Shepherd, JaCorey | 21 | 456 | 21.7 | 41 | 0 |
| Davis, Chris | 6 | 129 | 21.5 | 26 | 0 |
| Martin, Keshawn | 2 | 37 | 18.5 | 20 | 0 |
| Mostert, Raheem | 2 | 35 | 17.5 | 26 | 0 |
| Kerley, Jeremy | 2 | 32 | 16.0 | 20 | 0 |
| Davis, Mike | 2 | 18 | 9.0 | 12 | 0 |
| Harris, DuJuan | 1 | 18 | 18.0 | 18 | 0 |
| Smith, Torrey | 1 | 13 | 13.0 | 13 | 0 |
| Patton, Quinton | 1 | 11 | 11.0 | 11 | 0 |
| **49ERS** | **38** | **749** | **19.7** | **41** | **0** |
| **OPPONENTS** | **44** | **869** | **19.8** | **78** | **0** |

| PUNT RETURNS | Ret | FC | Yds | Avg | Long | TD |
|---|---|---|---|---|---|---|
| Kerley, Jeremy | 21 | 36 | 158 | 7.5 | 26 | 0 |
| Johnson, Dontae | 1 | 0 | 25 | 25.0 | 25 | 0 |
| *Burbridge, Aaron* | 1 | 0 | 0 | 0.0 | 0 | 0 |
| Mostert, Raheem | 0 | 0 | 33 | 0 | 33 | 0 |
| **49ERS** | **23** | **36** | **216** | **9.4** | **33** | **0** |
| **OPPONENTS** | **40** | **41** | **345** | **8.6** | **62** | **0** |

| PUNTING | No | Yds | Avg | Net | TB | I–20 | Lg | B |
|---|---|---|---|---|---|---|---|---|
| Pinion, Bradley | 100 | 4,402 | 44.0 | 39.8 | 4 | 28 | 65 | 0 |
| **49ERS** | **100** | **4,402** | **44.0** | **39.8** | **4** | **28** | **65** | **0** |
| **OPPONENTS** | **78** | **3,429** | **44.0** | **39.4** | **7** | **34** | **64** | **0** |

| PASSING | Att | Comp | Pct | Yds | LG | TD | Int | QB |
|---|---|---|---|---|---|---|---|---|
| Kaepernick, Colin | 331 | 196 | 59.2 | 2,241 | 65t | 16 | 4 | 90.7 |
| Gabbert, Blaine | 160 | 91 | 56.9 | 925 | 75t | 5 | 6 | 68.4 |
| **49ERS** | **491** | **287** | **58.5** | **3,166** | **75t** | **21** | **10** | **83.4** |
| **OPPONENTS** | **521** | **322** | **61.8** | **4,013** | **78t** | **30** | **10** | **96.9** |

## 2017 (6-10)

### Kyle Shanahan, Coach

| | | | | |
|---|---|---|---|---|
| L | 3 | Carolina (70,178), S–10 | | 23 |
| L | 9 | at Seattle (68,729), S–17 | | 12 |
| L | 39 | Los Angeles Rams (70,178), **THU**/S–21 | | 41 |
| L | 15 | at Arizona (64,121), O–1 | (OT) | 18 |
| L | 23 | at Indianapolis (65,612), O–8 | (OT) | 26 |
| L | 24 | at Washington (75,568), O–15 | | 26 |
| L | 10 | Dallas (70,133), 10–22 | | 40 |
| L | 10 | at Philadelphia (69,596), O–29 | | 33 |
| L | 10 | Arizona (70,133), N–5 | | 20 |
| W | 31 | New York Giants (70,133), N–12 | | 21 |
| – | – | BYE, N–19 | | – |
| L | 13 | Seattle (70,134), N–26 | | 24 |
| W | 15 | at Chicago (61,302), D–3 | | 14 |
| W | 26 | at Houston (71,802), D–10 | | 16 |
| W | 25 | Tennessee (70,133), D–17 | | 23 |
| W | 44 | Jacksonville (70,133), D–24 | | 33 |
| W | 34 | at Los Angeles Rams (66,125) | | 13 |
| | **331** | | | **383** |

| TEAM STATISTICS | 49ers | Opp |
|---|---|---|
| TOTAL FIRST DOWNS | 321 | 343 |
| Rushing | 88 | 108 |
| Passing | 206 | 198 |
| Penalty | 27 | 37 |
| TOTAL YARDS GAINED | 5,587 | 5,625 |
| By Rushing | 1,662 | 1,861 |
| By Passing | 3,925 | 3,764 |
| TOTAL PLAYS FROM SCRIMMAGE | 1,058 | 1,065 |
| Rushes | 408 | 491 |
| Average Gain Per Rush | 4.1 | 3.8 |
| NET YARDS PASSING | 3,925 | 3,764 |
| Passes Attempted | 607 | 544 |
| Passes Completed | 362 | 344 |
| Percent Completed | 59.6 | 63.2 |
| Had Intercepted | 15 | 10 |
| Times Sacked | 43 | 30 |
| Lost Attempting to Pass | 310 | 179 |
| PUNTS | 75 | 74 |
| Total Yardage of Punts | 3,255 | 3,462 |
| Average Length | 43.4 | 46.8 |
| KICKOFF RETURNS | 31 | 15 |
| Total Yards Returned | 570 | 302 |
| Average Length of Return | 18.4 | 20.1 |
| PENALTIES | 123 | 97 |
| Yards Penalized | 988 | 791 |
| FUMBLES | 14 | 25 |
| Own Fumbles Recovered | 6 | 15 |
| Opponents' Fumbles Recovered | 10 | 8 |
| FIELD GOALS | 39 | 31 |
| Field Goals Attempted | 41 | 35 |
| TOTAL POINTS SCORED | 331 | 383 |
| Touchdowns Scored | 31 | 42 |
| Touchdowns Rushing | 15 | 13 |
| Touchdowns Passing | 15 | 27 |
| Touchdown Returns | 1 | 2 |
| Extra Points | 28 | 30 |
| Field Goals | 39 | 31 |
| Safeties | 0 | 0 |
| AVG. TIME OF POSSESSION | 28:44 | 31:16 |

| SCORING | TDs | Ru | Pa | Int | Fu | KO | Pu | PAT | FG | S | Pts |
|---|---|---|---|---|---|---|---|---|---|---|---|
| Gould, Robbie | 0 | 0 | 0 | 0 | 0 | 0 | 0 | 28/30 | 39/41 | 0 | 145 |
| Hyde, Carlos | 8 | 8 | 0 | 0 | 0 | 0 | 0 | 0/0 | 0/0 | 0 | 48 |
| Celek, Garrett | 4 | 0 | 4 | 0 | 0 | 0 | 0 | 0/0 | 0/0 | 0 | 24 |
| *Breida, Matt* | 3 | 2 | 1 | 0 | 0 | 0 | 0 | 0/0 | 0/0 | 0 | 18 |
| *Beathard, C.J.* | 3 | 3 | 0 | 0 | 0 | 0 | 0 | 0/0 | 0/0 | 0 | 18 |
| Goodwin, Marquise | 2 | 0 | 2 | 0 | 0 | 0 | 0 | 0/0 | 0/0 | 0 | 12 |
| *Kittle, George* | 2 | 0 | 2 | 0 | 0 | 0 | 0 | 0/0 | 0/0 | 0 | 12 |
| *Taylor, Trent* | 2 | 0 | 2 | 0 | 0 | 0 | 0 | 0/0 | 0/0 | 0 | 12 |
| Robinson, Aldrick | 2 | 0 | 2 | 0 | 0 | 0 | 0 | 0/0 | 0/0 | 0 | 12 |
| Johnson, Dontae | 1 | 0 | 0 | 1 | 0 | 0 | 0 | 0/0 | 0/0 | 0 | 6 |
| Garoppolo, Jimmy | 1 | 1 | 0 | 0 | 0 | 0 | 0 | 0/0 | 0/0 | 0 | 6 |
| Juszczyk, Kyle | 1 | 0 | 1 | 0 | 0 | 0 | 0 | 0/0 | 0/0 | 0 | 6 |
| Hoyer, Brian | 1 | 1 | 0 | 0 | 0 | 0 | 0 | 0/0 | 0/0 | 0 | 6 |
| Murphy, Louis | 1 | 0 | 1 | 0 | 0 | 0 | 0 | 0/0 | 0/0 | 0 | 6 |
| **49ERS** | **31** | **15** | **15** | **1** | **0** | **0** | **0** | **28/30** | **39/41** | **0** | **331** |
| **OPPONENTS** | **42** | **13** | **27** | **1** | **0** | **0** | **1** | **30/37** | **31/35** | **0** | **383** |

2–pt. conversions: Team: 0–1, Opponents: 3–4

*Rookie Names in Italics*

| RUSHING | No | Yds | Avg | Long | TD |
|---|---|---|---|---|---|
| Hyde, Carlos | 240 | 938 | 3.9 | 61 | 8 |
| *Breida, Matt* | 105 | 465 | 4.4 | 33t | 2 |
| *Beathard, C.J.* | 26 | 136 | 5.2 | 16 | 3 |
| Goodwin, Marquise | 4 | 44 | 11.0 | 18 | 0 |
| Juszczyk, Kyle | 7 | 31 | 4.4 | 12 | 0 |
| Mostert, Raheem | 6 | 30 | 5.0 | 16 | 0 |
| Garoppolo, Jimmy | 15 | 11 | 0.7 | 8 | 1 |
| Hoyer, Brian | 5 | 7 | 1.4 | 9t | 1 |
| **49ERS** | **408** | **1,662** | **4.1** | **61** | **15** |
| **OPPONENTS** | **491** | **1,861** | **3.8** | **45** | **13** |

| RECEIVING | No | Yds | Avg | Long | TD |
|---|---|---|---|---|---|
| Hyde, Carlos | 59 | 350 | 5.9 | 18 | 0 |
| Goodwin, Marquise | 56 | 962 | 17.2 | 83t | 2 |
| *Kittle, George* | 43 | 515 | 12.0 | 44 | 2 |
| *Taylor, Trent* | 43 | 430 | 10.0 | 33 | 2 |
| Garçon, Pierre | 40 | 500 | 12.5 | 59 | 0 |
| Juszczyk, Kyle | 33 | 315 | 9.5 | 44 | 1 |
| Celek, Garrett | 21 | 336 | 16.0 | 61 | 4 |
| *Breida, Matt* | 21 | 180 | 8.6 | 32 | 1 |
| Robinson, Aldrick | 19 | 260 | 13.7 | 45t | 2 |
| *Bourne, Kendrick* | 16 | 257 | 16.1 | 54 | 0 |
| Murphy, Louis | 8 | 121 | 15.1 | 40 | 1 |
| *Hikutini, Cole* | 2 | 15 | 7.5 | 10 | 0 |
| Garoppolo, Jimmy | 1 | –6 | –6.0 | –6 | 0 |
| **49ERS** | **362** | **4,235** | **11.7** | **83t** | **15** |
| **OPPONENTS** | **344** | **3,943** | **11.5** | **72t** | **27** |

| INTERCEPTIONS | No | Yds | Avg | Long | TD |
|---|---|---|---|---|---|
| *Witherspoon, Ahkello* | 2 | 42 | 21.0 | 23 | 0 |
| Armstrong, Ray–Ray | 2 | 29 | 14.5 | 29 | 0 |
| Reid, Eric | 2 | 0 | 0.0 | 0 | 0 |
| Johnson, Dontae | 1 | 50 | 50.0 | 50t | 1 |
| Tartt, Jaquiski | 1 | 37 | 37.0 | 37 | 0 |
| Williams, K'Waun | 1 | 27 | 27.0 | 27 | 0 |
| Robinson, Rashard | 1 | 0 | 0.0 | 0 | 0 |
| **49ERS** | **10** | **185** | **18.5** | **50t** | **1** |
| **OPPONENTS** | **15** | **163** | **10.9** | **38** | **1** |

| KICKOFF RETURNS | No | Yds | Avg | Long | TD |
|---|---|---|---|---|---|
| *Bolden Jr., Victor* | 19 | 396 | 20.8 | 34 | 0 |
| *Breida, Matt* | 5 | 83 | 16.6 | 28 | 0 |
| Mostert, Raheem | 5 | 83 | 16.6 | 21 | 0 |
| *Taylor, Trent* | 1 | 8 | 8.0 | 8 | 0 |
| Blair III, Ronald | 1 | 0 | 0.0 | 0 | 0 |
| **49ERS** | **31** | **570** | **18.4** | **34** | **0** |
| **OPPONENTS** | **15** | **302** | **20.1** | **28** | **0** |

| PUNT RETURNS | Ret | FC | Yds | Avg | Long | TD |
|---|---|---|---|---|---|---|
| *Taylor, Trent* | 30 | 16 | 281 | 9.4 | 39 | 0 |
| *Bolden Jr., Victor* | 4 | 1 | 23 | 5.8 | 16 | 0 |
| **49ERS** | **34** | **17** | **304** | **8.9** | **39** | **0** |
| **OPPONENTS** | **33** | **23** | **138** | **4.2** | **61t** | **1** |

| PUNTING | No | Yds | Avg | Net | TB | I–20 | Lg | B |
|---|---|---|---|---|---|---|---|---|
| Pinion, Bradley | 75 | 3255 | 43.4 | 41.3 | 1 | 31 | 59 | 0 |
| **49ERS** | **75** | **3255** | **43.4** | **41.3** | **1** | **31** | **59** | **0** |
| **OPPONENTS** | **74** | **3462** | **46.8** | **40.8** | **7** | **27** | **74** | **0** |

| PASSING | Att | Comp | Pct | Yds | LG | TD | Int | QB |
|---|---|---|---|---|---|---|---|---|
| Garoppolo, Jimmy | 178 | 120 | 67.4 | 1,560 | 61 | 7 | 5 | 96.2 |
| *Beathard, C.J.* | 224 | 123 | 54.9 | 1,430 | 83t | 4 | 6 | 69.2 |
| Hoyer, Brian | 205 | 119 | 58.0 | 1,245 | 59 | 4 | 4 | 74.1 |
| **49ERS** | **607** | **362** | **59.6** | **4,235** | **83t** | **15** | **15** | **78.8** |
| **OPPONENTS** | **544** | **344** | **63.2** | **3,943** | **72t** | **27** | **10** | **93.9** |

# 49ERS RECORD VS. OPPONENTS

## (NATIONAL FOOTBALL LEAGUE - 1950-PRESENT)

### ARIZONA CARDINALS

**Overall: 29–24** **Home: 17–11** **Away: 12–13**

| Date | Win | Score | Location | Date | Win | Score | Location | Date | Win | Score | Location |
|---|---|---|---|---|---|---|---|---|---|---|---|
| 11/18/51 | Cardinals | 27–21 | SF* | 10/24/93 | 49ers | 28–14 | SF | 12/14/09 | 49ers | 24–9 | SF |
| 9/29/57 | Cardinals | 20–10 | SF* | 9/27/99 | 49ers | 24–10 | AZ | 11/29/10 | 49ers | 27–6 | AZ |
| 11/25/62 | 49ers | 24–17 | SL | 10/1/00 | 49ers | 27–20 | SF | 1/2/11 | 49ers | 38–7 | SF |
| 9/27/64 | Cardinals | 23–13 | SF | 10/27/02 | 49ers | 38–28 | SF | 11/20/11 | 49ers | 23–7 | SF |
| 9/22/68 | 49ers | 35–17 | SF | 12/21/02 | 49ers | 17–14 | AZ | 12/11/11 | Cardinals | 21–19 | AZ |
| 10/24/71 | 49ers | 26–14 | SL | 10/26/03 | Cardinals | 16–13 (OT) | AZ | 10/29/12 | 49ers | 24–3 | AZ |
| 10/6/74 | Cardinals | 34–9 | SF | 12/7/03 | 49ers | 50–14 | SF | 12/30/12 | 49ers | 27–13 | SF |
| 10/31/76 | Cardinals | 23–20 (OT) | SL | 10/10/04 | 49ers | 31–28 (OT) | SF | 10/13/13 | 49ers | 32–20 | SF |
| 11/12/78 | Cardinals | 16–10 | SF | 12/12/04 | 49ers | 31–28 (OT) | AZ | 12/29/13 | 49ers | 23–20 | AZ |
| 12/2/79 | Cardinals | 13–10 | SL | 10/2/05 | Cardinals | 31–14 | MC | 9/21/14 | Cardinals | 23–14 | AZ |
| 9/14/80 | 49ers | 24–21 (OT) | SF | 12/4/05 | Cardinals | 17–10 | SF | 12/28/14 | 49ers | 20–17 | SF |
| 11/21/82 | 49ers | 31–20 | SL | 9/10/06 | Cardinals | 34–27 | AZ | 9/27/15 | Cardinals | 47–7 | AZ |
| 9/18/83 | 49ers | 42–27 | SL | 12/24/06 | Cardinals | 26–20 | SF | 11/29/15 | Cardinals | 19–13 | SF |
| 11/9/86 | 49ers | 43–17 | SF | 9/10/07 | 49ers | 20–17 | SF | 10/6/16 | Cardinals | 33–21 | SF |
| 10/18/87 | 49ers | 34–28 | SF | 11/25/07 | 49ers | 37–31 (OT) | AZ | 11/13/16 | Cardinals | 23–20 | AZ |
| 11/6/88 | Cardinals | 24–23 | P | 9/7/08 | Cardinals | 23–13 | SF | 10/1/17 | Cardinals | 18–15 (OT) | AZ |
| 11/17/91 | 49ers | 14–10 | SF | 11/10/08 | Cardinals | 29–24 | AZ | 11/5/17 | Cardinals | 20–10 | SF |
| 11/1/92 | Cardinals | 24–14 | P | 9/13/09 | 49ers | 20–16 | AZ | | | | |

**Chicago Cardinals (SL) – St. Louis (P) – Phoenix (AZ) – Arizona (MC) – Mexico City*

**Record: At Levi's Stadium:** (1–3) **University of Phoenix:** (5–7)

**Points: At Levi's Stadium:** (64–89) **University of Phoenix:** (257–271)

### ATLANTA FALCONS

**Overall: 47–31–1** **Home: 28–11** **Away: 19–20–1**

| Date | Win | Score | Location | Date | Win | Score | Location | Date | Win | Score | Location |
|---|---|---|---|---|---|---|---|---|---|---|---|
| 10/16/66 | 49ers | 44–7 | A | 9/28/80 | Falcons | 20–17 | SF | 10/16/94 | 49ers | 42–3 | A |
| 9/24/67 | 49ers | 38–7 | SF | 12/14/80 | Falcons | 35–10 | A | 12/4/94 | 49ers | 50–14 | SF |
| 12/10/67 | 49ers | 34–28 | A | 9/20/81 | Falcons | 34–17 | A | 9/10/95 | 49ers | 41–10 | SF |
| 9/29/68 | 49ers | 28–13 | SF | 11/8/81 | 49ers | 17–14 | SF | 12/24/95 | Falcons | 28–27 | A |
| 12/15/68 | 49ers | 14–12 | A | 12/19/82 | Falcons | 17–7 | SF | 9/29/96 | 49ers | 39–17 | SF |
| 9/21/69 | Falcons | 24–12 | A | 9/25/83 | 49ers | 24–20 | SF | 12/2/96 | 49ers | 34–10 | A |
| 10/19/69 | Falcons | 21–7 | SF | 11/20/83 | Falcons | 28–24 | A | 9/21/97 | 49ers | 34–7 | SF |
| 10/4/70 | Falcons | 21–0 | A | 9/30/84 | 49ers | 14–5 | SF | 10/19/97 | 49ers | 35–28 | A |
| 12/06/70 | 49ers | 24–20 | SF | 12/2/84 | 49ers | 35–17 | A | 9/27/98 | 49ers | 31–20 | SF |
| 9/19/71 | Falcons | 20–17 | A | 9/15/85 | 49ers | 35–16 | SF | 11/15/98 | Falcons | 31–19 | A |
| 12/12/71 | 49ers | 24–3 | SF | 10/6/85 | 49ers | 38–17 | A | **1/9/99 (d)** | **Falcons** | **20–18** | **A** |
| 10/29/72 | 49ers | 49–14 | A | 10/19/86 | Tie | 10–10 (OT) | A | 12/12/99 | 49ers | 26–7 | SF |
| 12/10/72 | 49ers | 20–0 | SF | 11/23/86 | 49ers | 20–0 | SF | 1/3/00 | Falcons | 34–29 | A |
| 10/7/73 | 49ers | 13–9 | A | 10/11/87 | 49ers | 25–17 | A | 9/3/00 | Falcons | 36–28 | A |
| 10/28/73 | Falcons | 17–3 | SF | 12/20/87 | 49ers | 35–7 | SF | 11/19/00 | 49ers | 16–6 | SF |
| 9/22/74 | 49ers | 16–10 | A | 9/18/88 | Falcons | 34–17 | SF | 9/9/01 | 49ers | 16–13 (OT) | SF |
| 11/24/74 | 49ers | 27–0 | SF | 12/4/88 | 49ers | 13–3 | A | 10/14/01 | 49ers | 37–31 (OT) | A |
| 10/12/75 | Falcons | 17–3 | SF | 11/12/89 | 49ers | 45–3 | SF | 9/12/04 | Falcons | 21–19 | SF |
| 12/14/75 | Falcons | 31–9 | A | 12/3/89 | 49ers | 23–10 | A | 11/4/07 | Falcons | 20–16 | A |
| 10/23/76 | 49ers | 15–0 | SF | 9/23/90 | 49ers | 19–13 | SF | 10/11/09 | Falcons | 45–10 | SF |
| 11/14/76 | Falcons | 21–16 | A | 10/14/90 | 49ers | 45–35 | A | 10/3/10 | Falcons | 16–14 | A |
| 10/9/77 | Falcons | 7–0 | SF | 10/13/91 | Falcons | 39–34 | SF | **1/20/13 (c)** | **49ers** | **28–24** | **A** |
| 11/6/77 | 49ers | 10–3 | A | 11/3/91 | Falcons | 17–14 | A | 12/23/13 | 49ers | 34–24 | SF |
| 10/22/78 | Falcons | 20–17 | SF | 10/18/92 | 49ers | 56–17 | SF | 11/8/15 | 49ers | 17–16 | SF |
| 11/5/78 | Falcons | 21–10 | A | 11/9/92 | 49ers | 41–3 | A | 12/18/16 | Falcons | 41–13 | A |
| 10/21/79 | 49ers | 20–15 | SF | 9/19/93 | 49ers | 37–30 | SF | | | | |
| 12/16/79 | Falcons | 31–21 | A | 12/11/93 | Falcons | 27–24 | A | | | | |

*(d) – NFC Divisional Playoff* *(c) – NFC Championship Game*

**Record: At Levi's Stadium:** (1–0) **Mercedes–Benz Stadium:** (0–0)

**Points: At Levi's Stadium:** (17–16) **Mercedes–Benz Stadium:** (0–0)

## BALTIMORE RAVENS

**Overall: 2–4 | Home: 2–1 | Away: 0–2 | Neutral: 0–1**

| Date | Win | Score | Location | Date | Win | Score | Location | Date | Win | Score | Location |
|---|---|---|---|---|---|---|---|---|---|---|---|
| 11/17/96 | 49ers | 38–20 | SF | 10/7/07 | Ravens | 9–7 | SF | **2/3/13 (s)** | **Ravens** | **34–31** | **NO** |
| 11/30/03 | Ravens | 44–6 | B | 11/24/11 | Ravens | 16–6 | B | 10/18/15 | 49ers | 25–20 | SF |

*(s) – Super Bowl XLVII* *(NO) – Mercedes–Benz Superdome (New Orleans, LA)*

**Record: At Levi's Stadium:** (1–0) **M&T Bank Stadium:** (0–2)

**Points: At Levi's Stadium:** (25–20) **M&T Bank Stadium:** (12–60)

## BUFFALO BILLS

**Overall: 6–6 | Home: 4–3 | Away: 2–3**

| Date | Win | Score | Location | Date | Win | Score | Location | Date | Win | Score | Location |
|---|---|---|---|---|---|---|---|---|---|---|---|
| 9/24/72 | Bills | 27–20 | B | 9/13/92 | Bills | 34–31 | SF | 12/26/04 | Bills | 41–7 | SF |
| 12/21/80 | Bills | 18–13 | SF | 12/3/95 | 49ers | 27–17 | SF | 11/30/08 | 49ers | 10–3 | B |
| 12/11/83 | 49ers | 23–10 | B | 10/4/98 | Bills | 26–21 | B | 10/7/12 | 49ers | 45–3 | SF |
| 12/17/89 | 49ers | 21–10 | SF | 12/2/01 | 49ers | 35–0 | SF | 10/16/16 | Bills | 45–16 | B |

**Record: At Levi's Stadium:** (0–0) **New Era Field:** (2–2)

**Points: At Levi's Stadium:** (0–0) **New Era Field:** (70–84)

## CAROLINA PANTHERS

**Overall: 8–13 | Home: 3–7 | Away: 5–6**

| Date | Win | Score | Location | Date | Win | Score | Location | Date | Win | Score | Location |
|---|---|---|---|---|---|---|---|---|---|---|---|
| 11/5/95 | Panthers | 13–7 | SF | 12/6/98 | 49ers | 31–28 (OT) | C | 11/14/04 | Panthers | 37–27 | SF |
| 12/10/95 | 49ers | 31–10 | C* | 10/17/99 | Panthers | 31–29 | SF | 12/2/07 | Panthers | 31–14 | C |
| 9/22/96 | Panthers | 23–7 | C | 12/18/99 | Panthers | 41–24 | C | 10/24/10 | Panthers | 23–20 | C |
| 12/8/96 | Panthers | 30–24 | SF | 9/10/00 | Panthers | 38–22 | SF | 11/10/13 | Panthers | 10–9 | SF |
| 9/29/97 | 49ers | 34–21 | C | 10/22/00 | Panthers | 34–16 | C | **1/12/14 (d)** | **49ers** | **23–10** | **C** |
| 11/16/97 | 49ers | 27–19 | SF | 10/7/01 | 49ers | 24–14 | SF | 9/18/16 | Panthers | 46–27 | C |
| 11/8/98 | 49ers | 25–23 | SF | 11/18/01 | 49ers | 25–22 (OT) | C | 9/11/17 | Panthers | 23–3 | SF |

** Clemson, SC* *(d) – NFC Divisional Playoff*

**Record: At Levi's Stadium:** (0–1) **Bank of America Stadium:** (4–6)

**Points: At Levi's Stadium:** (3–23) **Bank of America Stadium:** (221–279)

## CHICAGO BEARS

**Overall: 34–31–1 | Home: 22–13 | Away: 12–18–1**

| Date | Win | Score | Location | Date | Win | Score | Location | Date | Win | Score | Location |
|---|---|---|---|---|---|---|---|---|---|---|---|
| 9/24/50 | Bears | 32–20 | SF | 11/19/61 | 49ers | 41–31 | SF | 9/13/81 | 49ers | 28–17 | SF |
| 11/19/50 | Bears | 17–0 | C | 9/16/62 | Bears | 30–14 | SF | 11/27/83 | Bears | 13–3 | C |
| 10/21/51 | Bears | 13–7 | C | 10/14/62 | 49ers | 34–27 | C | **1/6/85 (c)** | **49ers** | **23–0** | **SF** |
| 10/19/52 | 49ers | 40–16 | C | 10/20/63 | 49ers | 20–14 | SF | 10/13/85 | Bears | 26–10 | SF |
| 11/2/52 | Bears | 20–17 | SF | 12/8/63 | Bears | 27–7 | C | 12/14/87 | 49ers | 41–0 | SF |
| 10/18/53 | 49ers | 35–28 | C | 10/4/64 | 49ers | 31–21 | SF | 10/24/88 | Bears | 10–9 | C |
| 11/1/53 | 49ers | 24–14 | SF | 11/22/64 | Bears | 23–21 | C | **1/8/89 (c)** | **49ers** | **28–3** | **C** |
| 10/17/54 | 49ers | 31–24 | C | 9/19/65 | 49ers | 52–24 | SF | 12/24/89 | 49ers | 26–0 | SF |
| 10/31/54 | Bears | 31–27 | SF | 12/12/65 | Bears | 61–20 | C | 12/23/91 | 49ers | 52–14 | SF |
| 10/9/55 | 49ers | 20–19 | C | 11/13/66 | Tie | 30–30 | C | **1/7/95 (d)** | **49ers** | **44–15** | **SF** |
| 10/23/55 | Bears | 34–23 | SF | 12/11/66 | 49ers | 41–14 | SF | 12/17/00 | 49ers | 17–0 | SF |
| 10/14/56 | Bears | 31–7 | C | 12/3/67 | Bears | 28–14 | SF | 10/28/01 | Bears | 37–31 (OT) | C |
| 10/28/56 | Bears | 38–21 | SF | 11/10/68 | Bears | 27–19 | C | 9/7/03 | 49ers | 49–7 | SF |
| 10/13/57 | 49ers | 21–17 | C | 12/6/69 | 49ers | 42–21 | SF | 10/31/04 | Bears | 23–13 | C |
| 10/27/57 | 49ers | 21–17 | SF | 11/8/70 | 49ers | 37–16 | C | 11/13/05 | Bears | 17–9 | C |
| 10/12/58 | Bears | 28–6 | C | 10/17/71 | 49ers | 13–0 | SF | 10/29/06 | Bears | 41–10 | C |
| 10/26/58 | Bears | 27–14 | SF | 11/19/72 | 49ers | 34–21 | C | 11/12/09 | 49ers | 10–6 | SF |
| 10/25/59 | 49ers | 20–17 | SF | 11/17/74 | 49ers | 34–0 | C | 11/19/12 | 49ers | 32–7 | SF |
| 11/15/59 | Bears | 14–3 | C | 11/16/75 | 49ers | 31–3 | SF | 9/14/14 | Bears | 28–20 | SF |
| 10/16/60 | Bears | 27–10 | C | 9/19/76 | Bears | 19–12 | SF | 12/6/15 | 49ers | 26–20 (OT) | C |
| 10/30/60 | 49ers | 25–7 | SF | 9/10/78 | Bears | 16–13 | SF | 12/4/16 | Bears | 26–6 | C |
| 10/22/61 | Bears | 31–0 | C | 10/28/79 | Bears | 28–27 | SF | 12/3/17 | 49ers | 15–14 | C |

*(c) – NFC Championship* *(d) – NFC Divisional Playoff*

**Record: At Levi's Stadium:** (0–1) **Soldier Field:** (5–7)

**Points: At Levi's Stadium:** (20–28) **Soldier Field:** (218–225)

## CINCINNATI BENGALS

**Overall: 11–4 Home: 5–2 Away: 4–2 Neutral: 2–0**

| Date | Win | Score | Location | Date | Win | Score | Location | Date | Win | Score | Location |
|---|---|---|---|---|---|---|---|---|---|---|---|
| 9/29/74 | Bengals | 21–3 | SF | 9/20/87 | 49ers | 27–26 | C | 12/5/99 | Bengals | 44–30 | C |
| 10/1/78 | 49ers | 28–12 | SF | **1/22/89** | **49ers (s)** | **20–16** | **M** | 12/14/03 | Bengals | 41–38 | C |
| 12/6/81 | 49ers | 21–3 | C | 12/9/90 | 49ers | 20–17 (OT) | C | 12/15/07 | 49ers | 20–13 | SF |
| **1/24/82** | **49ers (s)** | **26–21** | **D** | 12/5/93 | 49ers | 21–8 | SF | 9/25/11 | 49ers | 13–8 | C |
| 11/4/84 | 49ers | 23–17 | SF | 10/20/96 | 49ers | 28–21 | SF | 12/20/15 | Bengals | 24–14 | SF |

*(s) – Super Bowl XVI & XXIII* *(D) – Pontiac Silverdome (Pontiac, MI)* *(M) – Joe Robbie Stadium (Miami, FL)*

**Record: At Levi's Stadium:** (0–1) **Paul Brown Stadium:** (1–1)

**Points: At Levi's Stadium:** (14–24) **Paul Brown Stadium:** (51–49)

## CLEVELAND BROWNS

**Overall: 7–12 Home: 5–5 Away: 2–7**

| Date | Win | Score | Location | Date | Win | Score | Location | Date | Win | Score | Location |
|---|---|---|---|---|---|---|---|---|---|---|---|
| 11/12/50 | Browns | 34–14 | C | 9/27/70 | 49ers | 34–31 | SF | 9/13/93 | Browns | 23–13 | C |
| 9/30/51 | 49ers | 24–10 | SF | 12/1/74 | Browns | 7–0 | C | 9/21/03 | Browns | 13–12 | SF |
| 11/15/53 | Browns | 23–21 | C | 9/3/78 | Browns | 24–7 | C | 12/30/07 | Browns | 20–7 | C |
| 10/2/55 | Browns | 38–3 | SF | 11/15/81 | Browns | 15–12 | SF | 10/30/11 | 49ers | 20–10 | SF |
| 11/29/59 | 49ers | 21–20 | C | 11/11/84 | 49ers | 41–7 | C | 12/13/15 | Browns | 24–10 | C |
| 12/15/62 | Browns | 13–10 | SF | 11/29/87 | 49ers | 38–24 | SF | | | | |
| 11/3/68 | Browns | 33–21 | SF | 10/28/90 | 49ers | 20–17 | SF | | | | |

**Record: At Levi's Stadium:** (0–0) **FirstEnergy Stadium:** (0–2)

**Points: At Levi's Stadium:** (0–0) **FirstEnergy Stadium:** (17–44)

## DALLAS COWBOYS

**Overall: 17–18–1 Home: 9–10 Away: 8–8–1**

| Date | Win | Score | Location | Date | Win | Score | Location | Date | Win | Score | Location |
|---|---|---|---|---|---|---|---|---|---|---|---|
| 11/20/60 | 49ers | 26–14 | D | 10/12/80 | Cowboys | 59–14 | D | 11/12/95 | 49ers | 38–20 | D |
| 11/10/63 | 49ers | 31–24 | SF | 10/11/81 | 49ers | 45–14 | SF | 11/10/96 | Cowboys | 20–17 (OT) | SF |
| 11/7/65 | Cowboys | 39–31 | D | **1/10/82 (c)** | **49ers** | **28–27** | **SF** | 11/2/97 | 49ers | 17–10 | SF |
| 12/16/67 | 49ers | 24–16 | SF | 12/19/83 | 49ers | 42–17 | SF | 9/24/00 | 49ers | 41–24 | D |
| 11/27/69 | Tie | 24–24 | D | 12/22/85 | 49ers | 31–16 | SF | 12/30/01 | Cowboys | 27–21 | D |
| **1/3/71 (c)** | **Cowboys** | **17–10** | **SF** | 10/15/89 | 49ers | 31–14 | D | 12/8/02 | 49ers | 31–27 | D |
| **1/2/72 (c)** | **Cowboys** | **14–3** | **D** | 11/11/90 | 49ers | 24–6 | D | 9/25/05 | Cowboys | 34–31 | SF |
| 11/23/72 | 49ers | 31–10 | D | **1/17/93 (c)** | **Cowboys** | **30–20** | **SF** | 11/23/08 | Cowboys | 35–22 | D |
| **12/23/72 (d)** | **Cowboys** | **30–28** | **SF** | 10/17/93 | Cowboys | 26–17 | D | 9/18/11 | Cowboys | 27–24 (OT) | SF |
| 11/10/74 | Cowboys | 20–14 | D | **1/23/94 (c)** | **Cowboys** | **38–21** | **D** | 9/7/14 | 49ers | 28–17 | D |
| 12/12/77 | Cowboys | 42–35 | SF | 11/13/94 | 49ers | 21–14 | SF | 10/2/16 | Cowboys | 24–17 | SF |
| 9/9/79 | Cowboys | 21–13 | SF | **1/15/95 (c)** | **49ers** | **38–28** | **SF** | 10/22/17 | Cowboys | 40–10 | SF |

*(c) – NFC Championship* *(d) – NFC Divisional Playoff*

**Record: At Levi's Stadium:** (0–2) **AT&T Stadium:** (1–0)

**Points: At Levi's Stadium:** (27–64) **AT&T Stadium:** (28–17)

## DENVER BRONCOS

**Overall: 7–7 Home: 4–3 Away: 2–4 Neutral: 1–0**

| Date | Win | Score | Location | Date | Win | Score | Location | Date | Win | Score | Location |
|---|---|---|---|---|---|---|---|---|---|---|---|
| 10/25/70 | 49ers | 19–14 | SF | 10/9/88 | Broncos | 16–13 (OT) | SF | 9/15/02 | Broncos | 24–14 | SF |
| 9/23/73 | 49ers | 36–34 | D | **1/28/90 (s)** | **49ers** | **55–10** | **NO** | 12/31/06 | 49ers | 26–23 (OT) | D |
| 11/18/79 | Broncos | 38–28 | SF | 12/17/94 | 49ers | 42–19 | SF | 10/31/10 | 49ers | 24–16 | London |
| 9/19/82 | Broncos | 24–21 | D | 12/15/97 | 49ers | 34–17 | SF | 10/19/14 | Broncos | 42–17 | D |
| 11/11/85 | Broncos | 17–16 | D | 12/23/00 | Broncos | 38–9 | D | | | | |

*(s) – Super Bowl XXIV* *(NO) – Superdome (New Orleans, LA)*

**Record: At Levi's Stadium:** (0–0) **Sports Authority Field at Mile High:** (1–1)

**Points: At Levi's Stadium:** (0–0) **Sports Authority Field at Mile High:** (43–65)

## DETROIT LIONS

**Overall: 37–28–1** **Home: 23–10–1** **Away: 14–18**

| Date | Win | Score | Location |
|---|---|---|---|
| 10/8/50 | Lions | 24–7 | D |
| 10/22/50 | 49ers | 28–27 | SF |
| 12/2/51 | 49ers | 20–10 | D |
| 12/16/51 | 49ers | 21–17 | SF |
| 9/28/52 | 49ers | 17–3 | SF |
| 10/12/52 | 49ers | 28–0 | D |
| 10/11/53 | Lions | 24–21 | D |
| 10/25/53 | Lions | 14–10 | SF |
| 10/24/54 | 49ers | 37–31 | SF |
| 11/14/54 | Lions | 48–7 | D |
| 10/16/55 | 49ers | 27–24 | D |
| 10/30/55 | 49ers | 38–21 | SF |
| 10/21/56 | Lions | 20–17 | D |
| 11/4/56 | Lions | 17–13 | SF |
| 11/3/57 | 49ers | 35–31 | SF |
| 11/17/57 | Lions | 31–10 | D |
| **12/22/57 (d)** | **Lions** | **31–27** | **SF** |
| 11/2/58 | 49ers | 24–21 | SF |
| 11/16/58 | Lions | 35–21 | D |
| 10/18/59 | 49ers | 34–13 | D |
| 11/1/59 | 49ers | 33–7 | SF |
| 10/9/60 | 49ers | 14–10 | D |
| 11/6/60 | Lions | 24–0 | SF |
| 10/1/61 | 49ers | 49–0 | D |
| 11/5/61 | Tie | 20–20 | SF |
| 9/23/62 | Lions | 45–24 | D |
| 11/11/62 | Lions | 38–24 | SF |
| 10/6/63 | Lions | 26–3 | D |
| 11/3/63 | Lions | 45–7 | SF |
| 9/13/64 | Lions | 26–17 | SF |
| 12/13/64 | Lions | 24–7 | D |
| 11/14/65 | 49ers | 27–21 | D |
| 12/5/65 | 49ers | 17–14 | SF |
| 10/23/66 | 49ers | 27–24 | SF |
| 11/24/66 | 49ers | 41–14 | D |
| 10/29/67 | Lions | 45–3 | SF |
| 10/27/68 | 49ers | 14–7 | D |
| 11/2/69 | Lions | 26–14 | SF |
| 11/22/70 | Lions | 28–7 | D |
| 12/19/71 | 49ers | 31–27 | SF |
| 11/4/73 | Lions | 30–20 | D |
| 10/14/74 | Lions | 17–13 | D |
| 11/2/75 | Lions | 28–17 | SF |
| 10/23/77 | 49ers | 28–7 | SF |
| 12/17/78 | Lions | 33–14 | P |
| 11/2/80 | Lions | 17–13 | P |
| 9/6/81 | Lions | 24–17 | P |
| **12/31/83 (d)** | **49ers** | **24–23** | **SF** |
| 9/2/84 | 49ers | 30–27 | P |
| 10/20/85 | Lions | 23–21 | P |
| 10/2/88 | 49ers | 20–13 | SF |
| 10/20/91 | 49ers | 35–3 | SF |
| 12/28/92 | 49ers | 24–6 | SF |
| 12/19/93 | 49ers | 55–17 | P |
| 10/9/94 | 49ers | 27–14 | P |
| 9/25/95 | Lions | 27–24 | P |
| 12/23/96 | 49ers | 24–14 | SF |
| 12/14/98 | 49ers | 35–13 | SF |
| 11/4/01 | 49ers | 21–13 | SF |
| 10/5/03 | 49ers | 24–17 | SF |
| 11/12/06 | 49ers | 19–13 | D |
| 9/21/08 | 49ers | 31–13 | SF |
| 12/27/09 | 49ers | 20–6 | SF |
| 10/16/11 | 49ers | 25–19 | D |
| 9/16/12 | 49ers | 27–19 | SF |
| 12/27/15 | Lions | 32–17 | D |

*(d) – NFC Divisional Playoff* *(D) – Detroit* *(P) – Pontiac*

**Record: At Levi's Stadium:** (0–0) **Ford Field:** (2–1)

**Points: At Levi's Stadium:** (0–0) **Ford Field:** (61–64)

## GREEN BAY PACKERS

**Overall: 30–35–1** **Home: 18–12–1** **Away: 12–23**

| Date | Win | Score | Location |
|---|---|---|---|
| 11/26/50 | Packers | 25–21 | GB |
| 12/10/50 | 49ers | 30–14 | SF |
| 12/9/51 | 49ers | 31–19 | SF |
| 12/14/52 | 49ers | 24–14 | SF |
| 11/22/53 | 49ers | 37–7 | M |
| 12/6/53 | 49ers | 48–14 | SF |
| 10/10/54 | 49ers | 23–17 | M |
| 12/5/54 | 49ers | 35–0 | SF |
| 11/20/55 | Packers | 27–21 | M |
| 12/4/55 | Packers | 28–7 | SF |
| 11/18/56 | 49ers | 17–16 | GB |
| 12/8/56 | 49ers | 38–20 | SF |
| 10/20/57 | 49ers | 24–14 | M |
| 12/15/57 | 49ers | 27–20 | SF |
| 11/23/58 | 49ers | 33–12 | M |
| 12/7/58 | 49ers | 48–21 | SF |
| 10/11/59 | Packers | 21–20 | GB |
| 12/13/59 | Packers | 36–14 | SF |
| 10/23/60 | Packers | 41–14 | M |
| 12/10/60 | Packers | 13–0 | SF |
| 9/24/61 | Packers | 30–10 | GB |
| 12/10/61 | 49ers | 22–21 | SF |
| 10/21/62 | Packers | 31–13 | M |
| 12/9/62 | Packers | 31–21 | SF |
| 11/24/63 | Packers | 28–10 | M |
| 12/14/63 | Packers | 21–17 | SF |
| 10/11/64 | Packers | 24–14 | M |
| 11/15/64 | 49ers | 24–14 | SF |
| 10/10/65 | Packers | 27–10 | GB |
| 12/19/65 | Tie | 24–24 | SF |
| 10/9/66 | 49ers | 21–20 | SF |
| 12/4/66 | Packers | 20–7 | M |
| 11/19/67 | Packers | 13–0 | GB |
| 12/1/68 | 49ers | 27–20 | SF |
| 9/28/69 | Packers | 14–7 | M |
| 11/1/70 | 49ers | 26–10 | SF |
| 11/5/72 | Packers | 34–24 | M |
| 11/26/73 | 49ers | 20–6 | SF |
| 12/8/74 | 49ers | 7–6 | SF |
| 9/12/76 | 49ers | 26–14 | GB |
| 12/18/77 | Packers | 16–14 | M |
| 11/9/80 | Packers | 23–16 | M |
| 10/18/81 | 49ers | 13–3 | M |
| 10/26/86 | 49ers | 31–17 | M |
| 12/6/87 | 49ers | 23–12 | GB |
| 11/19/89 | Packers | 21–17 | SF |
| 11/4/90 | 49ers | 24–20 | GB |
| **1/6/96 (d)** | **Packers** | **27–17** | **SF** |
| 10/14/96 | Packers | 23–20 (OT) | GB |
| **1/4/97 (d)** | **Packers** | **35–14** | **GB** |
| **1/11/98 (c)** | **Packers** | **23–10** | **SF** |
| 11/1/98 | Packers | 36–22 | GB |
| **1/3/99 (w)** | **49ers** | **30–27** | **SF** |
| 11/29/99 | Packers | 20–3 | SF |
| 10/15/00 | Packers | 31–28 | GB |
| **1/13/02 (w)** | **Packers** | **25–15** | **GB** |
| 12/15/02 | Packers | 20–14 | SF |
| 11/23/03 | Packers | 20–10 | GB |
| 12/10/06 | Packers | 30–19 | SF |
| 11/22/09 | Packers | 30–24 | GB |
| 12/5/10 | Packers | 34–16 | GB |
| 9/9/12 | 49ers | 30–22 | GB |
| **1/12/13 (d)** | **49ers** | **45–31** | **SF** |
| 9/8/13 | 49ers | 34–28 | SF |
| **1/5/14 (w)** | **49ers** | **23–20** | **GB** |
| 10/4/15 | Packers | 17–3 | SF |

*(c) – NFC Championship* *(d) – NFC Divisional Playoff* *(w) – Wild Card Game* *(M) – Milwaukee* *(GB) – Green Bay*

**Record: At Levi's Stadium:** (0–1) **Lambeau Field:** (5–12)

**Points: At Levi's Stadium:** (3–17) **Lambeau Field:** (315–413)

## HOUSTON TEXANS

**Overall: 3–1** **Home: 2–0** **Away: 1–1**

| Date | Win | Score | Location |
|---|---|---|---|
| 1/1/06 | 49ers | 20–17 (OT) | SF |
| 10/25/09 | Texans | 24–21 | H |
| 10/6/13 | 49ers | 34–3 | SF |
| 12/10/17 | 49ers | 26–16 | H |

**Record: At Levi's Stadium:** (0–0) **NRG Stadium:** (1–1)

**Points: At Levi's Stadium:** (0–0) **NRG Stadium:** (47–40)

## INDIANAPOLIS COLTS

**Overall: 18–26** **Home: 11–11** **Away: 7–15**

| Date | Win | Score | Location | Date | Win | Score | Location | Date | Win | Score | Location |
|---|---|---|---|---|---|---|---|---|---|---|---|
| 11/29/53 | 49ers | 38–21 | B | 12/18/60 | 49ers | 34–10 | SF | 9/15/68 | Colts | 27–10 | B |
| 12/13/53 | 49ers | 45–14 | SF | 12/3/61 | Colts | 20–17 | B | 10/13/68 | Colts | 42–14 | SF |
| 11/28/54 | Colts | 17–13 | B | 12/16/61 | Colts | 27–24 | SF | 10/26/69 | 49ers | 24–21 | B |
| 12/11/54 | 49ers | 10–7 | SF | 10/7/62 | 49ers | 21–13 | B | 11/16/69 | 49ers | 20–17 | SF |
| 11/27/55 | Colts | 26–14 | B | 11/4/62 | Colts | 22–3 | SF | 11/12/72 | 49ers | 24–21 | SF |
| 12/11/55 | 49ers | 35–24 | SF | 9/22/63 | Colts | 20–14 | SF | 10/5/86 | 49ers | 35–14 | SF |
| 12/2/56 | 49ers | 20–17 | B | 10/13/63 | Colts | 20–3 | B | 9/10/89 | 49ers | 30–24 | I |
| 12/16/56 | 49ers | 30–17 | SF | 11/1/64 | Colts | 37–7 | B | 10/15/95 | Colts | 18–17 | I |
| 11/24/57 | Colts | 27–21 | B | 11/29/64 | Colts | 14–3 | SF | 10/18/98 | 49ers | 34–31 | SF |
| 12/8/57 | 49ers | 17–13 | SF | 10/3/65 | Colts | 27–24 | B | 11/25/01 | 49ers | 40–21 | I |
| 11/30/58 | Colts | 35–27 | B | 10/31/65 | Colts | 34–28 | SF | 10/9/05 | Colts | 28–3 | SF |
| 12/14/58 | 49ers | 21–12 | SF | 9/25/66 | Colts | 36–14 | B | 11/1/09 | Colts | 18–14 | I |
| 11/22/59 | Colts | 45–14 | B | 12/18/66 | Colts | 30–14 | SF | 9/22/13 | Colts | 27–7 | SF |
| 12/5/59 | Colts | 34–14 | SF | 10/1/67 | Colts | 41–7 | B | 10/8/17 | Colts | 26–23 (OT) | I |
| 11/27/60 | 49ers | 30–22 | B | 11/26/67 | Colts | 26–9 | SF | | | | |

*(B) – Baltimore* *(I) – Indianapolis*

**Record: At Levi's Stadium:** (0–0) **Lucas Oil Stadium:** (0–2)

**Points: At Levi's Stadium:** (0–0) **Lucas Oil Stadium:** (37–44)

## JACKSONVILLE JAGUARS

**Overall: 3–2** **Home: 2–0** **Away: 1–2**

| Date | Win | Score | Location | Date | Win | Score | Location | Date | Win | Score | Location |
|---|---|---|---|---|---|---|---|---|---|---|---|
| 9/12/99 | Jaguars | 41–3 | J | 11/29/09 | 49ers | 20–3 | SF | 12/24/17 | 49ers | 44–33 | SF |
| 12/18/05 | Jaguars | 10–9 | J | 10/27/13 | 49ers | 42–10 | London | | | | |

**Record: At Levi's Stadium:** (1–0) **EverBank Field:** (0–2)

**Points: At Levi's Stadium:** (44–33) **EverBank Field:** (12–51)

## KANSAS CITY CHIEFS

**Overall: 7–5** **Home: 5–1** **Away: 2–4**

| Date | Win | Score | Location | Date | Win | Score | Location | Date | Win | Score | Location |
|---|---|---|---|---|---|---|---|---|---|---|---|
| 12/6/71 | Chiefs | 26–17 | SF | 12/14/91 | 49ers | 28–14 | SF | 11/10/02 | 49ers | 17–13 | SF |
| 10/5/75 | 49ers | 20–3 | KC | 9/11/94 | Chiefs | 24–17 | KC | 10/1/06 | Chiefs | 41–0 | KC |
| 12/26/82 | 49ers | 26–13 | KC | 11/30/97 | Chiefs | 44–9 | KC | 9/26/10 | Chiefs | 31–10 | KC |
| 11/17/85 | 49ers | 31–3 | SF | 11/12/00 | 49ers | 21–7 | SF | 10/5/14 | 49ers | 22–17 | SF |

**Record: At Levi's Stadium:** (1–0) **Arrowhead Stadium:** (2–4)

**Points: At Levi's Stadium:** (22–17) **Arrowhead Stadium:** (82–156)

## LOS ANGELES CHARGERS

**Overall: 7–7** **Home: 3–3** **Away: 3–4** **Neutral: 1–0**

| Date | Win | Score | Location | Date | Win | Score | Location | Date | Win | Score | Location |
|---|---|---|---|---|---|---|---|---|---|---|---|
| 9/17/72 | 49ers | 34–3 | SF | 9/8/91 | 49ers | 34–14 | SF | 11/17/02 | Chargers | 20–17 (OT) | SD |
| 12/5/76 | Chargers | 13–7 (OT) | SD | 12/11/94 | 49ers | 38–15 | SD | 10/15/06 | Chargers | 48–19 | SF |
| 9/30/79 | Chargers | 31–9 | SD | **1/29/95 (s)** | **49ers** | **49–26** | **M** | 12/16/10 | Chargers | 34–7 | SD |
| 12/11/82 | Chargers | 41–37 | SF | 11/23/97 | 49ers | 17–10 | SF | 12/20/14 | Chargers | 38–35 (OT) | SF |
| 11/27/88 | 49ers | 48–10 | SD | 12/3/00 | 49ers | 45–17 | SD | | | | |

*(s) – Super Bowl XXIX* *(M) – Joe Robbie Stadium (Miami, FL)* *(SD) = San Diego*

**Record: At Levi's Stadium:** (0–1) **StubHub Center:** (0–0)

**Points: At Levi's Stadium:** (35–38) **StubHub Center:** (0–0)

## LOS ANGELES RAMS

**Overall: 69–65–3** **Home: 34–33–2** **Away: 35–32–1**

| Date | Win | Score | Location |
|---|---|---|---|
| 10/1/50 | Rams | 35–14 | SF |
| 11/5/50 | Rams | 28–21 | LA |
| 10/28/51 | 49ers | 44–17 | SF |
| 11/4/51 | Rams | 23–16 | LA |
| 11/23/52 | Rams | 35–9 | LA |
| 11/30/52 | Rams | 34–21 | SF |
| 10/4/53 | 49ers | 31–30 | SF |
| 11/8/53 | 49ers | 31–27 | LA |
| 10/3/54 | Tie | 24–24 | LA |
| 11/7/54 | Rams | 42–34 | SF |
| 09/25/55 | Rams | 23–14 | SF |
| 11/6/55 | Rams | 27–14 | LA |
| 10/7/56 | 49ers | 33–30 | SF |
| 11/11/56 | Rams | 30–6 | LA |
| 10/6/57 | 49ers | 23–20 | SF |
| 11/10/57 | Rams | 37–24 | LA |
| 10/5/58 | Rams | 33–3 | SF |
| 11/9/58 | Rams | 56–7 | LA |
| 10/4/59 | 49ers | 34–0 | SF |
| 11/8/59 | 49ers | 24–16 | LA |
| 10/2/60 | 49ers | 13–9 | SF |
| 12/4/60 | 49ers | 23–7 | LA |
| 10/8/61 | 49ers | 35–0 | SF |
| 11/12/61 | Rams | 17–7 | LA |
| 10/27/62 | Rams | 28–14 | SF |
| 11/18/62 | 49ers | 24–17 | LA |
| 10/27/63 | Rams | 28–21 | LA |
| 12/1/63 | Rams | 21–17 | SF |
| 10/18/64 | Rams | 42–14 | LA |
| 12/6/64 | 49ers | 28–7 | SF |
| 10/17/65 | 49ers | 45–21 | LA |
| 11/21/65 | 49ers | 30–27 | SF |
| 9/30/66 | Rams | 34–3 | LA |
| 11/6/66 | 49ers | 21–13 | SF |
| 10/8/67 | 49ers | 27–24 | LA |
| 11/5/67 | Rams | 17–7 | SF |
| 10/6/68 | Rams | 24–10 | LA |
| 11/17/68 | Tie | 20–20 | SF |
| 10/12/69 | Rams | 27–21 | SF |
| 11/9/69 | Rams | 41–30 | LA |
| 10/11/70 | 49ers | 20–6 | LA |
| 11/29/70 | Rams | 30–13 | SF |
| 10/10/71 | Rams | 20–13 | SF |
| 11/21/71 | Rams | 17–6 | LA |
| 10/8/72 | Rams | 31–7 | LA |
| 12/4/72 | Rams | 26–16 | SF |
| 9/30/73 | Rams | 40–20 | SF |
| 11/18/73 | Rams | 31–13 | LA |
| 10/20/74 | Rams | 37–14 | LA |
| 11/4/74 | Rams | 15–13 | SF |
| 9/28/75 | Rams | 23–14 | SF |
| 11/9/75 | 49ers | 24–23 | LA |
| 10/11/76 | 49ers | 16–0 | LA |
| 11/21/76 | Rams | 23–3 | SF |
| 10/2/77 | Rams | 34–14 | LA |
| 11/20/77 | Rams | 23–10 | SF |
| 10/8/78 | Rams | 27–10 | LA |
| 11/19/78 | Rams | 31–28 | SF |
| 9/16/79 | Rams | 27–24 | LA |
| 11/25/79 | Rams | 26–20 | SF |
| 10/5/80 | Rams | 48–26 | A |
| 10/19/80 | Rams | 31–17 | SF |
| 10/25/81 | 49ers | 20–17 | SF |
| 11/22/81 | 49ers | 33–31 | A |
| 12/2/82 | 49ers | 30–24 | A |
| 1/2/83 | Rams | 21–20 | SF |
| 10/9/83 | Rams | 10–7 | SF |
| 10/23/83 | 49ers | 45–35 | A |
| 10/28/84 | 49ers | 33–0 | A |
| 12/14/84 | 49ers | 19–16 | SF |
| 10/27/85 | 49ers | 28–14 | A |
| 12/9/85 | Rams | 27–20 | SF |
| 9/14/86 | Rams | 16–13 | A |
| 12/19/86 | 49ers | 24–14 | SF |
| 11/1/87 | 49ers | 31–10 | A |
| 12/27/87 | 49ers | 48–0 | SF |
| 10/16/88 | 49ers | 24–21 | A |
| 12/18/88 | Rams | 38–16 | SF |
| 10/1/89 | Rams | 13–12 | SF |
| 12/11/89 | 49ers | 30–27 | A |
| **1/14/90 (c)** | **49ers** | **30–3** | **SF** |
| 11/25/90 | Rams | 28–17 | SF |
| 12/17/90 | 49ers | 26–10 | A |
| 9/22/91 | 49ers | 27–10 | SF |
| 11/25/91 | 49ers | 33–10 | A |
| 10/4/92 | 49ers | 27–24 | SF |
| 11/22/92 | 49ers | 27–10 | A |
| 10/31/93 | 49ers | 40–17 | SF |
| 11/28/93 | 49ers | 35–10 | A |
| 9/18/94 | 49ers | 34–19 | A |
| 11/20/94 | 49ers | 31–27 | SF |
| 10/22/95 | 49ers | 44–10 | SLB |
| 11/26/95 | 49ers | 41–13 | SF |
| 9/8/96 | 49ers | 34–0 | SF |
| 10/6/96 | 49ers | 28–11 | SL |
| 9/7/97 | 49ers | 30–10 | SL |
| 10/12/97 | 49ers | 15–12 | SF |
| 10/25/98 | 49ers | 28–10 | SL |
| 12/27/98 | 49ers | 38–19 | SF |
| 10/10/99 | Rams | 42–20 | SL |
| 11/21/99 | Rams | 23–7 | SF |
| 9/17/00 | Rams | 41–24 | SL |
| 10/29/00 | Rams | 34–24 | SF |
| 9/23/01 | Rams | 30–26 | SF |
| 12/9/01 | Rams | 27–14 | SL |
| 10/6/02 | 49ers | 37–13 | SF |
| 12/30/02 | Rams | 31–20 | SL |
| 9/14/03 | Rams | 27–24 (OT) | SL |
| 11/2/03 | 49ers | 30–10 | SF |
| 10/3/04 | Rams | 24–14 | SF |
| 12/5/04 | Rams | 16–6 | SL |
| 9/11/05 | 49ers | 28–25 | SF |
| 12/24/05 | 49ers | 24–20 | SL |
| 9/17/06 | 49ers | 20–13 | SF |
| 11/26/06 | Rams | 20–17 | SL |
| 9/16/07 | 49ers | 17–16 | SL |
| 11/18/07 | Rams | 13–9 | SF |
| 11/16/08 | 49ers | 35–16 | SF |
| 12/21/08 | 49ers | 17–16 | SL |
| 10/4/09 | 49ers | 35–0 | SF |
| 1/3/10 | 49ers | 28–6 | SL |
| 11/14/10 | 49ers | 23–20 (OT) | SF |
| 12/26/10 | Rams | 25–17 | SL |
| 12/4/11 | 49ers | 26–0 | SF |
| 1/1/12 | 49ers | 34–27 | SL |
| 11/11/12 | Tie | 24–24 (OT) | SF |
| 12/2/12 | Rams | 16–13 (OT) | SL |
| 9/26/13 | 49ers | 35–11 | SL |
| 12/1/13 | 49ers | 23–13 | SF |
| 10/13/14 | 49ers | 31–17 | SL |
| 11/2/14 | Rams | 13–10 | SF |
| 11/1/15 | Rams | 27–6 | SL |
| 1/3/16 | 49ers | 19–16 (OT) | SF |
| 9/12/16 | 49ers | 28–0 | SF |
| 12/24/16 | 49ers | 22–21 | LA |
| 9/21/17 | Rams | 41–39 | SF |
| 12/31/17 | 49ers | 34–13 | LA |

*(c) – NFC Championship Game* *(LA) = Los Angeles* *(A) = Anaheim* *(SL) = St. Louis* *(SLB) = Busch Memorial Stadium*

**Record: At Levi's Stadium:** (2–2) **LA Memorial Coliseum:** (11–20–1)

**Points: At Levi's Stadium:** (96–70) **LA Memorial Coliseum:** (584–825)

## MIAMI DOLPHINS

**Overall: 6–7** **Home: 3–3** **Away: 2–4** **Neutral: 1–0**

| Date | Win | Score | Location |
|---|---|---|---|
| 9/16/73 | Dolphins | 21–13 | M |
| 9/25/77 | Dolphins | 19–15 | SF |
| 11/16/80 | Dolphins | 17–13 | M |
| 11/6/83 | Dolphins | 20–17 | SF |
| **1/20/85 (s)** | **49ers** | **38–16** | **ST** |
| 9/28/86 | 49ers | 31–16 | M |
| 12/6/92 | 49ers | 27–3 | SF |
| 11/20/95 | 49ers | 44–20 | M |
| 12/16/01 | 49ers | 21–0 | SF |
| 11/28/04 | Dolphins | 24–17 | SF |
| 12/14/08 | Dolphins | 14–9 | M |
| 12/9/12 | 49ers | 27–13 | SF |
| 11/27/16 | Dolphins | 31–24 | M |

*(s) – Super Bowl XIX (Stanford, CA)*

**Record: At Levi's Stadium:** (0–0) **Hard Rock Stadium:** (1–2)

**Points: At Levi's Stadium:** (0–0) **Hard Rock Stadium:** (77–65)

## MINNESOTA VIKINGS

**Overall: 23–22–1** **Home: 14–8–1** **Away: 9–14**

| Date | Win | Score | Location |
|---|---|---|---|
| 10/15/61 | 49ers | 38–24 | M |
| 11/26/61 | 49ers | 38–28 | SF |
| 9/30/62 | 49ers | 21–7 | SF |
| 12/2/62 | 49ers | 35–12 | M |
| 9/15/63 | Vikings | 24–20 | SF |
| 9/29/63 | Vikings | 45–14 | M |
| 10/25/64 | Vikings | 27–22 | SF |
| 11/8/64 | Vikings | 24–7 | M |
| 10/24/65 | Vikings | 42–41 | SF |
| 11/28/65 | 49ers | 45–24 | M |
| 9/11/66 | Tie | 20–20 | SF |
| 10/30/66 | Vikings | 28–3 | M |
| 9/17/67 | 49ers | 27–21 | M |
| 12/8/68 | Vikings | 30–20 | SF |
| 12/14/69 | Vikings | 10–7 | M |
| **12/27/70 (d)** | **49ers** | **17–14** | **M** |
| 11/7/71 | 49ers | 13–9 | M |
| 12/16/72 | 49ers | 20–17 | SF |
| 10/14/73 | Vikings | 17–13 | SF |
| 9/21/75 | Vikings | 27–17 | M |
| 11/29/76 | 49ers | 20–16 | SF |
| 12/4/77 | Vikings | 28–27 | M |
| 9/2/79 | Vikings | 28–22 | M |
| 9/8/83 | 49ers | 48–17 | M |
| 12/8/84 | 49ers | 51–7 | SF |
| 9/8/85 | Vikings | 28–21 | M |
| 10/12/86 | Vikings | 27–24 (OT) | SF |
| **1/9/88 (d)** | **Vikings** | **36–24** | **SF** |
| 10/30/88 | 49ers | 24–21 | SF |
| **1/1/89 (d)** | **49ers** | **34–9** | **SF** |
| **1/6/90 (d)** | **49ers** | **41–13** | **SF** |
| 12/30/90 | 49ers | 20–17 | M |
| 9/15/91 | Vikings | 17–14 | M |
| 12/13/92 | 49ers | 20–17 | M |
| 10/3/93 | 49ers | 38–19 | SF |
| 12/26/94 | Vikings | 21–14 | M |
| 12/18/95 | 49ers | 37–30 | SF |
| 12/7/97 | 49ers | 28–17 | SF |
| **1/3/98 (d)** | **49ers** | **38–22** | **SF** |
| 10/24/99 | Vikings | 40–16 | M |
| 9/28/03 | Vikings | 35–7 | M |
| 11/5/06 | 49ers | 9–3 | SF |
| 12/9/07 | Vikings | 27–7 | SF |
| 9/27/09 | Vikings | 27–24 | M |
| 9/23/12 | Vikings | 24–13 | M |
| 9/14/15 | 49ers | 20–3 | SF |

*(d) – NFC Divisional Playoff*

**Record:** **At Levi's Stadium:** (1–0) **U.S. Bank Stadium:** (0–0)

**Points:** **At Levi's Stadium:** (20–3) **U.S. Bank Stadium:** (0–0)

## NEW ENGLAND PATRIOTS

**Overall: 8–5** **Home: 4–2** **Away: 4–3**

| Date | Win | Score | Location |
|---|---|---|---|
| 10/31/71 | 49ers | 27–10 | SF |
| 10/26/75 | Patriots | 24–16 | NE |
| 11/30/80 | 49ers | 21–17 | SF |
| 10/2/83 | 49ers | 33–13 | NE |
| 12/14/86 | 49ers | 29–24 | NE |
| 10/22/89 | 49ers | 37–20 | S |
| 10/11/92 | 49ers | 24–12 | NE |
| 9/17/95 | 49ers | 28–3 | SF |
| 12/20/98 | Patriots | 24–21 | NE |
| 1/2/05 | Patriots | 21–7 | NE |
| 10/5/08 | Patriots | 30–21 | SF |
| 12/16/12 | 49ers | 41–34 | NE |
| 11/20/16 | Patriots | 30–17 | SF |

*(S) – Stanford, CA*

**Record:** **At Levi's Stadium:** (0–1) **Gillette Stadium:** (1–1)

**Points:** **At Levi's Stadium:** (17–30) **Gillette Stadium:** (48–55)

## NEW ORLEANS SAINTS

**Overall: 48–26–2** **Home: 23–12–2** **Away: 25–14**

| Date | Win | Score | Location |
|---|---|---|---|
| 10/22/67 | 49ers | 27–13 | SF |
| 11/23/69 | Saints | 43–38 | NO |
| 10/18/70 | Tie | 20–20 | SF |
| 12/13/70 | 49ers | 38–27 | NO |
| 9/26/71 | 49ers | 38–20 | NO |
| 11/14/71 | Saints | 26–20 | SF |
| 10/1/72 | 49ers | 37–2 | NO |
| 10/22/72 | Tie | 20–20 | SF |
| 10/21/73 | 49ers | 40–0 | SF |
| 12/9/73 | Saints | 16–10 | NO |
| 9/15/73 | 49ers | 17–13 | NO |
| 12/15/74 | 49ers | 35–21 | SF |
| 10/19/75 | 49ers | 35–21 | SF |
| 11/23/75 | 49ers | 16–6 | NO |
| 10/17/76 | 49ers | 33–3 | SF |
| 12/12/76 | 49ers | 27–7 | NO |
| 11/13/77 | 49ers | 10–7 (OT) | NO |
| 11/27/77 | 49ers | 20–17 | SF |
| 10/15/78 | Saints | 14–7 | SF |
| 12/3/78 | Saints | 24–13 | NO |
| 9/23/79 | Saints | 30–21 | SF |
| 11/11/79 | Saints | 31–20 | NO |
| 9/7/80 | 49ers | 26–23 | NO |
| 12/7/80 | 49ers | 38–35 (OT) | SF |
| 9/27/81 | 49ers | 21–14 | SF |
| 12/20/81 | 49ers | 21–17 | NO |
| 11/28/82 | Saints | 23–20 | SF |
| 10/16/83 | 49ers | 32–13 | NO |
| 11/13/83 | 49ers | 27–0 | SF |
| 09/16/84 | 49ers | 30–20 | SF |
| 11/25/84 | 49ers | 35–3 | NO |
| 9/29/85 | Saints | 20–17 | SF |
| 12/15/85 | 49ers | 31–19 | NO |
| 9/21/86 | 49ers | 26–17 | SF |
| 11/2/86 | Saints | 23–10 | NO |
| 10/25/87 | 49ers | 24–22 | NO |
| 11/15/87 | Saints | 26–24 | SF |
| 9/4/88 | 49ers | 34–33 | NO |
| 12/11/88 | 49ers | 30–17 | SF |
| 10/8/89 | 49ers | 24–20 | NO |
| 11/6/89 | 49ers | 31–13 | SF |
| 9/10/90 | 49ers | 13–12 | NO |
| 12/23/90 | Saints | 13–10 | SF |
| 11/10/91 | Saints | 10–3 | NO |
| 12/1/91 | 49ers | 38–24 | SF |
| 9/27/92 | 49ers | 16–10 | NO |
| 11/15/92 | 49ers | 21–20 | SF |
| 9/26/93 | Saints | 16–13 | NO |
| 11/22/93 | 49ers | 42–7 | SF |
| 9/25/94 | 49ers | 24–13 | SF |
| 11/28/94 | 49ers | 35–14 | NO |
| 9/3/95 | 49ers | 24–22 | NO |
| 10/29/95 | Saints | 11–7 | SF |
| 9/1/96 | 49ers | 27–11 | SF |
| 11/3/96 | 49ers | 24–17 | NO |
| 9/14/97 | 49ers | 33–7 | SF |
| 10/26/97 | 49ers | 23–0 | NO |
| 10/11/98 | 49ers | 31–0 | NO |
| 11/22/98 | 49ers | 31–20 | SF |
| 09/19/99 | 49ers | 28–21 | SF |
| 11/14/99 | Saints | 24–6 | NO |
| 11/5/00 | Saints | 31–15 | NO |
| 12/10/00 | Saints | 31–27 | SF |
| 11/11/01 | 49ers | 28–27 | SF |
| 1/6/02 | 49ers | 38–0 | NO |
| 10/20/02 | Saints | 35–27 | NO |
| 9/19/04 | Saints | 30–27 | NO |
| 12/3/06 | Saints | 34–10 | NO |
| 10/28/07 | Saints | 31–10 | SF |
| 9/28/08 | Saints | 31–17 | NO |
| 9/20/10 | Saints | 25–22 | SF |
| **1/14/12 (d)** | **49ers** | **36–32** | **SF** |
| 11/25/12 | 49ers | 31–21 | NO |
| 11/17/13 | Saints | 23–20 | NO |
| 11/9/14 | 49ers | 27–24 (OT) | NO |
| 11/6/16 | Saints | 41–23 | SF |

*(d) – NFC Divisional Playoff*

**Record:** **At Levi's Stadium:** (0–1) **Mercedes–Benz Superdome:** (21–12)

**Points:** **At Levi's Stadium:** (23–41) **Mercedes–Benz Superdome:** (723–602)

## NEW YORK GIANTS

**Overall: 20–20** | **Home: 12–9** | **Away: 8–11**

| Date | Win | Score | Location |
|---|---|---|---|
| 11/9/52 | Giants | 23–14 | NY |
| 9/30/56 | Giants | 38–21 | SF |
| 12/1/57 | 49ers | 27–17 | NY |
| 9/25/60 | Giants | 21–19 | SF |
| 11/17/63 | Giants | 48–14 | NY |
| 10/20/68 | 49ers | 26–10 | NY |
| 10/15/72 | Giants | 23–17 | SF |
| 12/21/75 | Giants | 26–23 | SF |
| 10/16/77 | Giants | 20–17 | NY |
| 9/24/78 | Giants | 27–10 | NY |
| 10/14/79 | Giants | 32–16 | NY |
| 11/23/80 | 49ers | 12–0 | SF |
| 11/29/81 | 49ers | 17–10 | SF |
| **1/3/82 (d)** | **49ers** | **38–24** | **SF** |
| 10/8/84 | 49ers | 31–10 | NY |
| **12/29/84 (d)** | **49ers** | **21–10** | **SF** |
| **12/29/85 (w)** | **Giants** | **17–3** | **NY** |
| 12/1/86 | Giants | 21–17 | SF |
| **1/4/87 (d)** | **Giants** | **49–3** | **NY** |
| 10/5/87 | 49ers | 41–21 | NY |
| 9/11/88 | 49ers | 20–17 | NY |
| 11/27/89 | 49ers | 34–24 | SF |
| 12/3/90 | 49ers | 7–3 | SF |
| **1/20/91 (c)** | **Giants** | **15–13** | **SF** |
| 9/2/91 | Giants | 16–14 | NY |
| 9/6/92 | 49ers | 31–14 | NY |
| **1/15/94 (d)** | **49ers** | **44–3** | **SF** |
| 10/1/95 | 49ers | 20–6 | SF |
| 11/30/98 | 49ers | 31–7 | SF |
| 9/5/02 | 49ers | 16–13 | NY |
| **1/5/03 (w)** | **49ers** | **39–38** | **SF** |
| 11/6/05 | Giants | 24–6 | SF |
| 10/21/07 | Giants | 33–15 | NY |
| 10/19/08 | Giants | 29–17 | NY |
| 11/13/11 | 49ers | 27–20 | SF |
| **1/22/12 (c)** | **Giants** | **20–17 (OT)** | **SF** |
| 10/14/12 | Giants | 26–3 | SF |
| 11/16/14 | 49ers | 16–10 | NY |
| 10/11/15 | Giants | 30–27 | NY |
| 11/12/17 | 49ers | 31–21 | SF |

*(d) – NFC Divisional Playoff* *(c) – NFC Championship Game* *(w) – Wild Card Game*

**Record:** **At Levi's Stadium:** (1–0) **MetLife Stadium:** (1–1)

**Points:** **At Levi's Stadium:** (31–21) **MetLife Stadium:** (43–40)

## NEW YORK JETS

**Overall: 10–3** | **Home: 4–2** | **Away: 6–1**

| Date | Win | Score | Location |
|---|---|---|---|
| 11/28/71 | 49ers | 24–21 | NY |
| 10/3/76 | 49ers | 17–6 | SF |
| 9/21/80 | 49ers | 32–27 | NY |
| 10/30/83 | Jets | 27–13 | SF |
| 12/7/86 | 49ers | 24–10 | SF |
| 10/29/89 | 49ers | 23–10 | NY |
| 9/20/92 | 49ers | 31–14 | NY |
| 9/6/98 | 49ers | 36–30 (OT) | SF |
| 10/1/01 | 49ers | 19–17 | NY |
| 10/17/04 | Jets | 22–14 | NY |
| 12/7/08 | 49ers | 24–14 | SF |
| 9/30/12 | 49ers | 34–0 | NY |
| 12/11/16 | Jets | 23–17 (OT) | SF |

**Record:** **At Levi's Stadium:** (0–1) **MetLife Stadium:** (1–0)

**Points:** **At Levi's Stadium:** (17–23) **MetLife Stadium:** (34–0)

## OAKLAND RAIDERS

**Overall: 6–7** | **Home: 3–4** | **Away: 3–3**

| Date | Win | Score | Location |
|---|---|---|---|
| 12/20/70 | 49ers | 38–7 | O |
| 10/27/74 | Raiders | 35–24 | SF |
| 11/4/79 | Raiders | 23–10 | O |
| 9/12/82 | Raiders | 23–17 | SF |
| 9/22/85 | 49ers | 34–10 | LA |
| 11/13/88 | Raiders | 9–3 | SF |
| 9/29/91 | Raiders | 12–6 | LA |
| 9/5/94 | 49ers | 44–14 | SF |
| 10/8/00 | Raiders | 34–28 (OT) | SF |
| 11/3/02 | 49ers | 23–20 (OT) | O |
| 10/8/06 | 49ers | 34–20 | SF |
| 10/17/10 | 49ers | 17–9 | SF |
| 12/7/14 | Raiders | 24–13 | O |

*(LA) = Los Angeles* *(O) = Oakland*

**Record:** **At Levi's Stadium:** (0–0) **O.co Coliseum:** (2–2)

**Points:** **At Levi's Stadium:** (0–0) **O.co Coliseum:** (84–74)

## PHILADELPHIA EAGLES

**Overall: 19–13–1** | **Home: 9–8** | **Away: 10–5–1**

| Date | Win | Score | Location |
|---|---|---|---|
| 10/6/51 | Eagles | 21–14 | P |
| 9/27/51 | 49ers | 31–21 | SF |
| 11/25/56 | Tie | 10–10 | P |
| 10/19/58 | 49ers | 30–24 | P |
| 9/27/59 | 49ers | 24–14 | SF |
| 9/20/64 | 49ers | 28–24 | P |
| 11/20/66 | Eagles | 35–34 | SF |
| 10/15/67 | 49ers | 28–27 | P |
| 12/21/69 | 49ers | 14–13 | SF |
| 10/3/71 | 49ers | 31–3 | P |
| 12/2/73 | 49ers | 38–28 | SF |
| 11/30/75 | Eagles | 27–17 | P |
| 9/3/83 | Eagles | 22–17 | SF |
| 9/23/84 | 49ers | 21–9 | P |
| 11/3/85 | 49ers | 24–13 | SF |
| 9/24/89 | 49ers | 38–28 | P |
| 10/27/91 | 49ers | 23–7 | P |
| 11/29/92 | 49ers | 20–14 | SF |
| 1/3/94 | Eagles | 37–34 (OT) | SF |
| 10/2/94 | Eagles | 40–8 | SF |
| **12/29/96 (w)** | **49ers** | **14–0** | **SF** |
| 11/10/97 | 49ers | 24–12 | P |
| 12/22/01 | 49ers | 13–3 | SF |
| 11/25/02 | Eagles | 38–17 | SF |
| 12/21/03 | 49ers | 31–28 (OT) | P |
| 9/18/05 | Eagles | 42–3 | P |
| 9/24/06 | Eagles | 38–24 | SF |
| 10/12/08 | Eagles | 40–26 | SF |
| 12/20/09 | Eagles | 27–13 | P |
| 10/10/10 | Eagles | 27–24 | SF |
| 10/2/11 | 49ers | 24–23 | P |
| 9/28/14 | 49ers | 26–21 | SF |
| 10/29/17 | Eagles | 33–10 | P |

*(w) – Wild Card Game*

**Record:** **At Levi's Stadium:** (1–0) **Lincoln Financial Field:** (2–3)

**Points:** **At Levi's Stadium:** (26–21) **Lincoln Financial Field:** (81–153)

## PITTSBURGH STEELERS

**Overall: 11–10** **Home: 5–5** **Away: 6–5**

| Date | Win | Score | Location | Date | Win | Score | Location | Date | Win | Score | Location |
|---|---|---|---|---|---|---|---|---|---|---|---|
| 10/14/51 | 49ers | 28–24 | P | 12/15/73 | Steelers | 37–14 | SF | 9/5/93 | 49ers | 24–13 | P |
| 12/7/52 | Steelers | 24–7 | SF | 9/19/77 | Steelers | 27–0 | P | 12/15/96 | 49ers | 25–15 | P |
| 11/20/54 | 49ers | 31–3 | P | 11/27/78 | Steelers | 24–7 | SF | 11/7/99 | Steelers | 27–6 | SF |
| 9/28/58 | 49ers | 23–20 | SF | 11/1/81 | 49ers | 17–14 | P | 11/17/03 | 49ers | 30–14 | SF |
| 10/29/61 | Steelers | 20–10 | P | 10/14/84 | Steelers | 20–17 | SF | 9/23/07 | Steelers | 37–16 | P |
| 9/26/65 | 49ers | 27–17 | SF | 9/13/87 | Steelers | 30–17 | P | 12/19/11 | 49ers | 20–3 | SF |
| 11/24/68 | 49ers | 45–28 | P | 10/21/90 | 49ers | 27–7 | SF | 9/20/15 | Steelers | 43–18 | P |

**Record:** **At Levi's Stadium:** (0–0) **Heinz Field:** (0–2)

**Points:** **At Levi's Stadium:** (0–0) **Heinz Field:** (34–80)

## SEATTLE SEAHAWKS

**Overall: 15–24** **Home: 8–10** **Away: 7–14**

| Date | Win | Score | Location | Date | Win | Score | Location | Date | Win | Score | Location |
|---|---|---|---|---|---|---|---|---|---|---|---|
| 9/26/76 | 49ers | 37–21 | S | 12/11/05 | Seahawks | 41–3 | S | 10/18/12 | 49ers | 13–6 | SF |
| 10/7/79 | Seahawks | 35–24 | SF | 11/19/06 | 49ers | 20–14 | SF | 12/23/12 | Seahawks | 42–13 | S |
| 11/25/85 | 49ers | 19–6 | SF | 12/14/06 | 49ers | 24–14 | S | 9/15/13 | Seahawks | 29–3 | S |
| 9/25/88 | 49ers | 38–7 | S | 9/30/07 | Seahawks | 23–3 | SF | 12/8/13 | 49ers | 19–17 | SF |
| 12/8/91 | 49ers | 24–22 | S | 11/12/07 | Seahawks | 24–0 | S | **1/19/14 (c)** | **Seahawks** | **23–17** | **S** |
| 12/21/97 | Seahawks | 38–9 | S | 9/14/08 | 49ers | 33–30 (OT) | S | 11/27/14 | Seahawks | 19–3 | SF |
| 10/14/02 | 49ers | 28–21 | S | 10/26/08 | Seahawks | 34–13 | SF | 12/14/14 | Seahawks | 17–7 | S |
| 12/1/02 | 49ers | 31–24 | SF | 9/20/09 | 49ers | 23–10 | SF | 10/22/15 | Seahawks | 20–3 | SF |
| 10/12/03 | Seahawks | 20–19 | S | 12/6/09 | Seahawks | 20–17 | S | 11/22/15 | Seahawks | 29–13 | S |
| 12/27/03 | Seahawks | 24–17 | SF | 9/12/10 | Seahawks | 31–6 | S | 9/25/16 | Seahawks | 37–18 | S |
| 9/26/04 | Seahawks | 34–0 | S | 12/12/10 | 49ers | 40–21 | SF | 1/1/17 | Seahawks | 25–23 | SF |
| 11/7/04 | Seahawks | 42–27 | SF | 9/11/11 | 49ers | 33–17 | SF | 9/17/17 | Seahawks | 12–9 | S |
| 11/20/05 | Seahawks | 27–25 | SF | 12/24/11 | 49ers | 19–17 | S | 11/26/17 | Seahawks | 24–13 | SF |

*(c) – NFC Championship Game*

**Record:** **At Levi's Stadium:** (0–4) **CenturyLink Field:** (4–13)

**Points:** **At Levi's Stadium:** (42–88) **CenturyLink Field:** (245–425)

## TAMPA BAY BUCCANEERS

**Overall: 17–6** **Home: 12–3** **Away: 5–3**

| Date | Win | Score | Location | Date | Win | Score | Location | Date | Win | Score | Location |
|---|---|---|---|---|---|---|---|---|---|---|---|
| 10/30/77 | 49ers | 20–10 | SF | 9/17/89 | 49ers | 20–16 | TB | 11/21/04 | Bucs | 35–3 | TB |
| 12/10/78 | 49ers | 6–3 | SF | 11/18/90 | 49ers | 31–7 | SF | 10/30/05 | 49ers | 15–10 | SF |
| 12/9/79 | 49ers | 23–7 | SF | 12/19/92 | 49ers | 21–14 | SF | 12/23/07 | 49ers | 21–19 | SF |
| 10/26/80 | Bucs | 24–23 | SF | 11/14/93 | 49ers | 45–21 | TB | 11/21/10 | Bucs | 21–0 | SF |
| 12/4/83 | 49ers | 35–21 | SF | 10/23/94 | 49ers | 41–16 | SF | 10/9/11 | 49ers | 48–3 | SF |
| 11/18/84 | 49ers | 24–17 | SF | 8/31/97 | Bucs | 13–6 | TB | 12/15/13 | 49ers | 33–14 | TB |
| 9/7/86 | 49ers | 31–7 | TB | **1/12/03 (d)** | **Bucs** | **31–6** | **TB** | 10/23/16 | Bucs | 34–17 | SF |
| 11/22/87 | 49ers | 24–10 | TB | 10/19/03 | 49ers | 24–7 | SF | | | | |

*(d) – NFC Divisional Playoff*

**Record:** **At Levi's Stadium:** (0–1) **Raymond James Stadium:** (1–2)

**Points:** **At Levi's Stadium:** (17–34) **Raymond James Stadium:** (42–80)

## TENNESSEE TITANS

**Overall: 9–5** **Home: 4–3** **Away: 5–2**

| Date | Win | Score | Location | Date | Win | Score | Location | Date | Win | Score | Location |
|---|---|---|---|---|---|---|---|---|---|---|---|
| 11/15/70 | 49ers | 30–20 | H | 11/8/87 | 49ers | 27–20 | SF | 11/27/05 | Titans | 33–22 | T |
| 12/7/75 | Oilers | 27–13 | SF | 10/7/90 | 49ers | 24–21 | H | 11/08/09 | Titans | 34–27 | SF |
| 9/17/78 | Oilers | 20–19 | H | 12/25/93 | Oilers | 10–7 | SF | 10/20/13 | 49ers | 31–17 | T |
| 12/13/81 | 49ers | 28–6 | SF | 10/27/96 | 49ers | 10–9 | H | 12/17/17 | 49ers | 25–23 | SF |
| 10/21/84 | 49ers | 34–21 | H | 10/3/99 | 49ers | 24–22 | SF | | | | |

*(H) – Houston*

**Record:** **At Levi's Stadium:** (1–0) **Nissan Stadium:** (1–1)

**Points:** **At Levi's Stadium:** (25–23) **Nissan Stadium:** (53–50)

## WASHINGTON REDSKINS

**Overall: 20–11–1** **Home: 12–3–1** **Away: 8–8**

| Date | Win | Score | Location |
|---|---|---|---|
| 11/16/52 | 49ers | 23–17 | W |
| 9/26/54 | 49ers | 41–7 | SF |
| 11/13/55 | Redskins | 7–0 | W |
| 9/17/61 | 49ers | 35–3 | SF |
| 11/12/67 | Redskins | 31–28 | W |
| 10/5/69 | Tie | 17–17 | SF |
| 9/20/70 | 49ers | 26–17 | SF |
| **12/26/71 (d)** | **49ers** | **24–20** | **SF** |
| 11/11/73 | Redskins | 33–9 | W |
| 11/7/76 | Redskins | 24–21 | SF |
| 10/29/78 | Redskins | 38–20 | W |

| Date | Win | Score | Location |
|---|---|---|---|
| 10/4/81 | 49ers | 30–17 | W |
| **1/8/84 (c)** | **Redskins** | **24–21** | **W** |
| 9/10/84 | 49ers | 37–31 | SF |
| 12/1/85 | 49ers | 35–8 | W |
| 11/17/86 | Redskins | 14–6 | W |
| 11/21/88 | 49ers | 37–21 | SF |
| 9/16/90 | 49ers | 26–13 | SF |
| **1/12/91 (d)** | **49ers** | **28–10** | **SF** |
| **1/9/93 (d)** | **49ers** | **20–13** | **SF** |
| 11/6/94 | 49ers | 37–22 | W |
| 11/24/96 | 49ers | 19–16 (OT) | W |

| Date | Win | Score | Location |
|---|---|---|---|
| 9/14/98 | 49ers | 45–10 | W |
| 12/26/99 | Redskins | 26–20 (OT) | SF |
| 9/22/02 | 49ers | 20–10 | SF |
| 12/18/04 | Redskins | 26–16 | SF |
| 10/23/05 | Redskins | 52–17 | W |
| 12/28/08 | 49ers | 27–24 | SF |
| 11/6/11 | 49ers | 19–11 | W |
| 11/25/13 | 49ers | 27–6 | W |
| 11/23/14 | 49ers | 17–13 | SF |
| 10/15/17 | Redskins | 26–24 | W |

*(c) – NFC Championship Game* *(d) – NFC Divisional Playoff*

**Record:** **At Levi's Stadium:** (1–0) **FedExField:** (3–2)

**Points:** **At Levi's Stadium:** (17–13) **FedExField:** (132–105)

# 49ERS PRIMETIME GAMES

(NATIONAL FOOTBALL LEAGUE - 1970-PRESENT)

## 49ERS PRIMETIME RESULTS

| | |
|---|---|
| **Prime Time** | 70–37 (home – 42–18, road – 28–19) |
| **Monday Nights** | 48–25 (home – 27–11, road – 21–14) |
| **Sunday Nights** | 14–14 (home – 10–6, road – 4–8) |
| **Thursday Nights** | 7–6 (home – 3–4, road – 4–2) |
| **Thanksgiving Day** | 2–2–1 (road – 2–2–1) |
| **Friday Nights** | 2–0 (home – 2–0) |
| **Saturday Nights** | 1–3 (home – 1–1, road – 0–2) |
| **Games After Monday** | 39–23 (home – 29–5, road – 10–18) |
| **Games After Monday Win** | 26–15 (home – 17–3, road – 9–12) |
| **Games After Monday Loss** | 13–8 (home – 12–2, road – 1–6) |

## 49ERS ON MONDAY NIGHTS

| YEAR | DATE | OPPONENT | SCORE | W/L | ATTEND. |
|---|---|---|---|---|---|
| 2016 | Sept. 12 | LA Rams | 28–0 | W | 70,178 |
| 2015 | Sept. 14 | Min. | 20–3 | W | 70,799 |
| 2014 | Oct. 13 | at StL | 31–17 | W | 56,851 |
| 2013 | Nov. 25 | at Was. | 27–6 | W | 79,773 |
| | Dec. 23 | Atl. | 34–24 | W | 69,732 |
| 2012 | Oct. 29 | at Arz. | 24–3 | W | 62,810 |
| | Nov. 19 | Chi. | 32–7 | W | 69,732 |
| 2011 | Dec. 19 | Pit. | 20–3 | W | 69,732 |
| 2010 | Sept. 20 | NO | 25–22 | L | 69,732 |
| | Nov. 29 | at Arz. | 27–6 | W | 62,308 |
| 2009 | Dec. 14 | Arz. | 24–9 | W | 69,732 |
| 2008 | Nov. 10 | at Arz. | 24–29 | L | 64,519 |
| 2007 | Sept. 10 | Arz. | 20–17 | W | 68,111 |
| | Nov. 12 | at Sea. | 0–24 | L | 68,331 |
| 2003 | Nov. 17 | Pit. | 30–14 | W | 67,877 |
| 2002 | Oct. 14 | at Sea. | 28–21 | W | 66,420 |
| | Nov. 25 | Phi. | 17–38 | L | 67,919 |
| | Dec. 30 | at StL | 21–30 | L | 66,118 |
| 2001 | Oct. 1 | at NYJ | 19–17 | W | 78,722 |
| 1999 | Sept. 27 | at Ari. | 24–10 | W | 72,100 |
| | Nov. 29 | GB | 3–20 | L | 68,304 |
| | Jan. 3, | at Atl. | 29–34 | L | 57,980 |
| 1998 | Sept. 14 | at Was. | 45–10 | W | 76,798 |
| | Nov. 30 | NYG | 31–7 | W | 68,212 |
| | Dec. 14 | Det. | 35–13 | W | 68,585 |
| 1997 | Sept. 29 | at Car. | 34–21 | W | 70,972 |
| | Nov. 10 | at Phi. | 24–12 | W | 67,133 |
| | Dec. 15 | Den. | 34–17 | W | 68,461 |
| 1996 | Oct. 14 | at GB | 20–23 (OT) | L | 60,716 |
| | Dec. 2 | at Atl. | 34–10 | W | 46,318 |
| | Dec. 23 | Det. | 24–14 | W | 61,921 |
| 1995 | Sept. 25 | at Det. | 24–27 | L | 76,236 |
| | Nov. 20 | at Mia. | 44–20 | W | 73,080 |
| | Dec. 18 | Min. | 37–30 | W | 64,975 |
| 1994 | Sept. 5 | LA Raiders | 44–14 | W | 68,032 |
| | Nov. 28 | at NO | 35–14 | W | 61,304 |
| | Dec. 26 | at Min. | 14–21 | L | 63,326 |
| 1993 | Sept. 13 | at Cle. | 13–23 | L | 78,218 |
| | Nov. 22 | NO | 42–7 | W | 66,500 |
| | Jan. 3 | Phi. | 34–37 (OT) | L | 61,653 |
| 1992 | Nov. 9 | at Atl. | 41–3 | W | 67,404 |
| | Dec. 28 | Det. | 24–6 | W | 55,907 |
| 1991 | Sept. 2 | at NYG | 14–16 | L | 76,319 |
| | Nov. 25 | at LA Rams | 33–10 | W | 61,881 |
| | Dec. 23 | Chi. | 52–14 | W | 60,419 |
| 1990 | Sept. 10 | at NO | 13–12 | W | 68,629 |
| | Dec. 3 | NYG | 7–3 | W | 66,092 |
| | Dec. 17 | at LA Rams | 26–10 | W | 65,619 |
| 1989 | Nov. 6 | NO | 31–13 | W | 63,461 |
| | Nov. 27 | NYG | 34–24 | W | 63,461 |
| | Dec. 11 | at LA Rams | 30–27 | W | 67,959 |
| 1988 | Oct. 24 | at Chi. | 9–10 | L | 65,293 |
| | Nov. 21 | Was. | 37–21 | W | 59,268 |
| 1987 | Oct. 5 | at NYG | 41–21 | W | 16,471 |
| | Dec. 14 | Chi. | 41–0 | W | 63,509 |
| 1986 | Nov. 17 | at Was. | 6–14 | L | 54,774 |
| | Dec. 1 | NYG | 17–21 | L | 59,777 |
| 1985 | Nov. 11 | at Den. | 16–17 | L | 73,173 |
| | Nov. 25 | Sea. | 19–6 | W | 57,482 |
| | Dec. 9 | LA Rams | 20–27 | L | 60,581 |
| 1984 | Sept. 10 | Was. | 37–31 | W | 59,707 |
| | Oct. 8 | at NYG | 31–10 | W | 76,112 |
| 1983 | Dec. 19 | Dal. | 42–17 | W | 59,957 |
| 1978 | Nov. 27 | Pit. | 7–24 | L | 51,657 |
| 1977 | Sept. 19 | at Pit. | 0–27 | L | 48,046 |
| | Dec. 12 | Dal. | 35–42 | L | 55,848 |
| 1976 | Oct. 11 | at LA Rams | 16–0 | W | 84,483 |
| | Nov. 29 | Min. | 20–16 | W | 56,775 |

## 49ERS ON MONDAY NIGHTS (Cont.)

| | | | | | |
|---|---|---|---|---|---|
| 1974 | Oct. 14 | at Det. | 13–17 | L | 45,199 |
| | Nov. 4 | LA Rams | 13–15 | L | 57,526 |
| 1973 | Nov. 26 | GB | 20–6 | W | 49,244 |
| 1972 | Dec. 4 | LA Rams | 16–26 | L | 60,175 |
| 1971 | Dec. 6 | KC | 17–26 | L | 45,306 |

## 49ERS ON SUNDAY NIGHTS

| YEAR | DATE | OPPONENT | SCORE | W/L | ATTEND. |
|---|---|---|---|---|---|
| 2015 | Oct. 11 | at NYG | 27–30 | L | 78,515 |
| 2014 | Oct. 19 | at Den. | 17–42 | L | 77,047 |
| | Sept. 14 | Chi. | 20–28 | L | 70,799 |
| 2013 | Oct. 6 | Hou. | 34–3 | W | 69,732 |
| | Sept. 15 | at Sea. | 3–29 | L | 68,338 |
| 2012 | Dec. 23 | at Sea. | 13–42 | L | 68,161 |
| | Dec. 16 | at NE | 41–34 | W | 68,756 |
| | Sept. 16 | Det. | 27–19 | W | 69,732 |
| 2010 | Oct. 10 | Phi. | 27–24 | L | 69,732 |
| 2005 | Oct. 2 | at Arz. (M.C.) | 14–31 | L | 103,467 |
| 2004 | Oct. 3 | StL | 14–24 | L | 66,696 |
| | Oct. 31 | at Chi. | 13–23 | L | 62,054 |
| 2003 | Oct. 12 | at Sea. | 19–20 | L | 66,437 |
| 2001 | Oct. 7 | Car. | 24–14 | W | 66,944 |
| | Dec. 2 | Buf. | 35–0 | W | 67,252 |
| 1999 | Dec. 26 | Was. | 20–26 (OT) | L | 68,329 |
| 1998 | Nov. 22 | NO | 31–20 | W | 68,429 |
| 1997 | Dec. 21 | at Sea. | 9–38 | L | 66,253 |
| 1996 | Nov. 3 | at NO | 24–17 | W | 53,297 |
| 1995 | Dec. 3 | Buf. | 27–17 | W | 65,568 |
| 1994 | Nov. 20 | LA Rams | 31–27 | W | 62,774 |
| 1993 | Dec. 5 | Cin. | 21–8 | W | 60,039 |
| 1992 | Sept. 27 | at NO | 16–10 | W | 68,591 |
| 1990 | Nov. 11 | at Dal. | 24–6 | W | 62,966 |
| 1988 | Dec. 18 | LA Rams | 16–38 | L | 62,444 |
| 1987 | Nov. 29 | Cle. | 38–24 | W | 60,243 |
| | Dec. 27 | LA Rams | 48–0 | W | 57,953 |
| 1982 | Dec. 19 | Atl. | 7–17 | L | 53,234 |

## 49ERS ON THURSDAY NIGHTS

| YEAR | DATE | OPPONENT | SCORE | W/L | ATTEND. |
|---|---|---|---|---|---|
| 2017 | Sept. 21 | LA Rams | 41–39 | L | 70,178 |
| 2016 | Oct. 6 | Arz. | 33–21 | L | 70,178 |
| 2015 | Oct. 22 | Sea. | 20–3 | L | 70,799 |
| 2014 | Nov. 27 | Sea. | 19–3 | L | 70,799 |
| 2013 | Sept. 26 | at StL | 35–11 | W | 56,640 |
| 2012 | Oct. 18 | Sea. | 13–6 | W | 69,732 |
| 2011 | Nov. 24 | at Bal. | 16–6 | L | 71,345 |
| 2010 | Dec. 16 | at SD | 34–7 | L | 67,820 |
| 2009 | Nov. 12 | Chi. | 10–6 | W | 69,732 |
| 2006 | Dec. 14 | at Sea. | 24–14 | W | 67,650 |
| 2002 | Sept. 5 | at NYG | 16–13 | W | 78,748 |
| 1983 | Sept. 8 | at Min. | 48–17 | W | 58,167 |
| 1982 | Dec. 2 | LA Rams | 30–24 | W | 58,574 |

## 49ERS ON THURSDAY THANKSGIVING DAY GAMES

| YEAR | DATE | OPPONENT | SCORE | W/L | ATTEND. |
|---|---|---|---|---|---|
| 2014 | Nov. 27 | Sea. | 19–3 | L | 70,799 |
| 2011 | Nov. 24 | at Bal. | 16–6 | L | 71,345 |
| 1972 | Nov. 23 | at Dal. | 31–10 | W | 65,214 |

## 49ERS ON FRIDAY NIGHTS

| YEAR | DATE | OPPONENT | SCORE | W/L | ATTEND. |
|---|---|---|---|---|---|
| 1986 | Dec. 19 | LA Rams | 24–14 | W | 60,266 |
| 1984 | Dec. 14 | LA Rams | 19–16 | W | 59,743 |

## 49ERS ON SATURDAY NIGHTS

| YEAR | DATE | OPPONENT | SCORE | W/L | ATTEND. |
|---|---|---|---|---|---|
| 2014 | Dec. 20 | vs. SD | 38–35 | L | 70,699 |
| 2007 | Dec. 13 | vs. Cin. | 20–13 | W | 68,053 |
| 1999 | Dec. 18 | at Car. | 24–41 | L | 62,373 |
| 1993 | Dec. 11 | at Atl. | 24–27 | L | 64,688 |

# 49ERS MONDAY NIGHT SINGLE GAME RECORDS

## RUSHING YARDS

| NAME | ATT | YDS | OPPONENT | DATE |
|---|---|---|---|---|
| Hearst, Garrison | 24 | 198 | Det. | 12/14/98 |
| **Hyde, Carlos** | **26** | **168** | **Min.** | **9/14/15** |
| Gore, Frank | 25 | 167 | Arz. | 12/14/09 |
| Hearst, Garrison | 20 | 166 | NYG | 11/30/98 |
| Jackson, Wilbur | 30 | 156 | Min. | 11/29/76 |
| Williams, Delvin | 20 | 153 | Min. | 11/29/76 |
| Hearst, Garrison | 28 | 141 | at Car. | 9/29/77 |
| Hearst, Garrison | 22 | 138 | at Was. | 9/14/98 |
| Westbrook, Brian | 23 | 136 | at Arz. | 11/29/10 |
| Carter, Dexter | 13 | 124 | at LA Rams | 12/17/90 |

## RECEIVING YARDS

| NAME | NO | YDS | OPPONENT | DATE |
|---|---|---|---|---|
| Rice, Jerry | 14 | 289 | Min. | 12/18/95 |
| Taylor, John | 11 | 286 | at LA Rams | 12/11/89 |
| Rice, Jerry | 10 | 241 | LA Rams | 12/9/85 |
| Rice, Jerry | 12 | 204 | at Was. | 11/17/86 |
| Rice, Jerry | 11 | 181 | at Det. | 9/25/95 |
| Rice, Jerry | 7 | 169 | LA Rams | 9/5/94 |
| Owens, Terrell | 13 | 166 | Phi. | 11/25/02 |
| Owens, Terrell | 8 | 155 | Pit. | 11/17/03 |
| Rice, Jerry | 8 | 149 | at Mia. | 11/20/95 |
| Rice, Jerry | 6 | 143 | at Atl. | 1/3/00 |
| Owens Terrell | 5 | 140 | NYG | 11/30/98 |

## TOTAL YARDS FROM SCRIMMAGE – RUSH/RECEIVING

| NAME | RUSH | REC | TOTAL | OPPONENT | DATE |
|---|---|---|---|---|---|
| Rice, Jerry | 10 | 289 | 299 | Min. | 12/18/95 |
| Taylor, John | 0 | 286 | 286 | at LA Rams | 12/11/89 |
| Rice, Jerry | 14 | 241 | 255 | LA Rams | 12/9/85 |
| Rice, Jerry | 9 | 204 | 213 | at Was. | 11/17/86 |
| Hearst, Garrison | 198 | 0 | 198 | Det. | 12/14/98 |
| Rice, Jerry | 23 | 169 | 192 | LA Raiders | 9/5/94 |
| **Hyde, Carlos** | **168** | **14** | **182** | **Min.** | **9/14/15** |
| Rice, Jerry | 0 | 181 | 181 | at Det. | 9/25/95 |

## LONG PUNTS

| NAME | YDS | OPPONENT | DATE |
|---|---|---|---|
| Lee, Andy | 63 | at Arz. | 11/10/08 |
| Lee, Andy | 62 | Pit. | 12/19/11 |
| Wilmsmeyer, Klaus | 61 | at Cle. | 9/13/93 |
| Lee, Andy | 60 | at Sea. | 11/12/07 |
| Lee, Andy | 58 | at Was. | 11/25/13 |

## LONG PUNT RETURNS

| NAME | YDS | OPPONENT | DATE |
|---|---|---|---|
| Taylor, John | 95t | Was. | 11/21/88 |
| McLemore, Dana | 83t | Chi. | 12/14/87 |
| McLemore, Dana | 79t | at NYG | 10/8/84 |
| Carter, Dexter | 78t | Min. | 12/18/95 |
| Levy, Chuck | 73t | at Phi. | 11/10/97 |
| McLemore, Dana | 56t | Dal. | 12/19/83 |

## LONG KICKOFF RETURNS

| NAME | LG | OPPONENT | DATE |
|---|---|---|---|
| Rossum, Allen | 104t | at Arz. | 11/10/08 |
| Sutherland, Vinny | 65 | at NYJ | 10/1/01 |
| Tillman, Spencer | 60 | NYG | 11/27/89 |
| Carter, Dexter | 60 | Phi. | 1/3/93 |
| Washington, Vic | 57 | LA Rams | 12/4/72 |

## LONG INTERCEPTION RETURNS

| NAME | LG | OPPONENT | DATE |
|---|---|---|---|
| Bowman, NaVorro | 89t | Atl. | 12/23/13 |
| Hanks, Merton | 67t | NO | 11/22/93 |
| Parrish, Tony | 60 | at StL | 12/30/02 |
| Hanks, Merton | 55t | Den. | 12/15/97 |
| Woodall, Lee | 55 | Den. | 12/15/97 |

## LONG FIELD GOALS

| NAME | LG | OPPONENT | DATE |
|---|---|---|---|
| Dawson, Phil | 54 | at StL | 10/13/14 |
| Cofer, Mike | 52 | at NO | 9/10/90 |
| Cofer, Mike | 52 | Was. | 11/21/88 |
| Dawson, Phil | 49 | Atl. | 12/23/13 |
| Dawson, Phil | 49 | at Was. | 11/25/13 |
| Cortez, Jose | 49 | at NYJ | 10/1/01 |
| Wilkins, Jeff | 49 | Det. | 12/23/96 |

## LONG FUMBLE RETURNS

| NAME | YDS | OPPONENT | DATE |
|---|---|---|---|
| Griffin, Don | 99t | Chi. | 12/22/91 |
| Young, Bryant | 43 | at Atl. | 12/2/96 |
| Greene, Kevin | 40t | Den. | 12/15/97 |
| Hanks, Merton | 38t | at Phi. | 11/10/97 |

## LONG RUNS FROM SCRIMMAGE

| NAME | LG | OPPONENT | DATE |
|---|---|---|---|
| Barlow, Kevan | 78t | Pit. | 11/17/03 |
| Carter, Dexter | 74t | at LA Rams | 12/17/90 |
| Hearst, Garrison | 70t | NYG | 11/30/98 |
| Phillips, Lawrence | 68t | at Arz. | 9/27/99 |
| Jackson, Wilbur | 64 | at Det. | 10/14/74 |

## LONG PASS COMPLETIONS

| NAME | LG | OPPONENT | DATE |
|---|---|---|---|
| J. Montana to J. Taylor | 95t | at LA Rams | 12/17/89 |
| J. Montana to J. Taylor | 92t | at LA Rams | 12/17/89 |
| C. Kaepernick to B. Lloyd | 80t | at StL | 10/13/14 |
| J. Montana to J. Rice | 80t | Was. | 11/21/88 |
| S. Young to T. Owens | 79t | NYG | 11/30/98 |
| S. Bono to J. Taylor | 78 | at LA Rams | 11/25/91 |
| J. Montana to F. Solomon | 77t | Dal. | 12/19/83 |
| S. Young to J. Rice | 73t | at NYG | 9/2/91 |

## MOST PASSING YARDS

| NAME | ATT | CMP | YDS | OPPONENT | DATE |
|---|---|---|---|---|---|
| Montana, Joe | 42 | 30 | 458 | at LA Rams | 12/11/89 |
| Montana, Joe | 60 | 33 | 441 | at Was. | 11/17/86 |
| Young, Steve | 49 | 30 | 425 | Min. | 12/18/95 |
| Grbac, Elvis | 41 | 31 | 382 | at Mia. | 11/20/95 |
| Montana, Joe | 40 | 24 | 381 | Was. | 9/10/84 |
| Garcia, Jeff | 34 | 26 | 373 | at Atl. | 1/3/00 |
| Young, Steve | 44 | 27 | 348 | at Det. | 9/25/95 |
| Kaepernick, Colin | 36 | 22 | 343 | at StL | 10/13/14 |
| Young, Steve | 32 | 21 | 338 | Chi. | 12/23/91 |
| Montana, Joe | 36 | 26 | 328 | LA Rams | 12/9/85 |
| Young, Steve | 32 | 19 | 308 | LA Raiders | 9/5/94 |
| Bono, Steve | 33 | 18 | 306 | at LA Rams | 11/25/91 |
| Young, Steve | 32 | 21 | 303 | at Was. | 9/14/98 |

# 49ERS MONDAY NIGHT CAREER RECORDS

## SCORING

| NAME | R | P | RT | 2PT | PAT | FG | TOT |
|---|---|---|---|---|---|---|---|
| Rice, Jerry | 2 | 30 | – | 1 | – | – | 194 |
| Cofer, Mike | – | – | – | – | 52 | 18/32 | 106 |
| Wersching, Ray | – | – | – | – | 32 | 13/17 | 71 |
| Owens, Terrell | – | 11 | – | – | – | – | 66 |
| Jones, Brent | – | 10 | – | – | – | – | 60 |
| Taylor, John | – | 9 | 1 | – | – | – | 60 |
| Young, Steve | 9 | – | – | – | – | – | 54 |
| Wilkins, Jeff | – | – | – | – | 14 | 11/11 | 47 |
| Gore, Frank | 5 | 1 | – | – | – | – | 36 |
| Kirby, Terry | 5 | 1 | – | – | – | – | 36 |

## PASSING YARDS

| NAME | G | ATT | CMP | YDS | PCT | TD | INT | LG |
|---|---|---|---|---|---|---|---|---|
| Young, Steve | 25 | 585 | 377 | 4,608 | 64.4 | 42 | 12 | 79t |
| Montana, Joe | 18 | 600 | 357 | 4,482 | 59.5 | 33 | 15 | 95t |
| Kaepernick, Colin | 5 | 129 | 83 | 1,183 | 64.3 | 9 | 0 | 80t |
| Smith, Alex | 6 | 176 | 105 | 1,078 | 59.7 | 7 | 4 | 47t |
| Garcia, Jeff | 6 | 143 | 94 | 1,044 | 65.7 | 7 | 2 | 62 |
| Grbac, Elvis | 5 | 118 | 79 | 829 | 66.9 | 7 | 4 | 47t |

## RUSHING YARDS

| NAME | G | ATT | YDS | AVG | LG | TD |
|---|---|---|---|---|---|---|
| Hearst, Garrison | 10 | 199 | 1,055 | 5.3 | 70t | 5 |
| Gore, Frank | 12 | 205 | 921 | 4.5 | 36 | 5 |
| Craig, Roger | 17 | 239 | 817 | 3.4 | 25 | 1 |
| Young, Steve | 23 | 106 | 663 | 6.3 | 26t | 9 |
| Watters, Ricky | 8 | 99 | 498 | 5.0 | 43 | 2 |
| Tyler, Wendell | 6 | 77 | 389 | 5.1 | 36 | 1 |
| Jackson, Wilbur | 6 | 99 | 357 | 3.6 | 64 | 0 |
| Barlow, Kevan | 5 | 42 | 333 | 7.9 | 78t | 2 |
| Williams, Delvin | 5 | 72 | 304 | 4.2 | 30 | 0 |

## RECEPTIONS

| NAME | G | NO | YDS | AVG | LG | TD |
|---|---|---|---|---|---|---|
| Rice, Jerry | 38 | 211 | 3,377 | 16.0 | 80t | 30 |
| Craig, Roger | 17 | 78 | 654 | 8.4 | 33 | 4 |
| Owens, Terrell | 15 | 70 | 971 | 13.9 | 79t | 11 |
| Jones, Brent | 22 | 66 | 846 | 12.8 | 41 | 6 |
| Taylor, John | 16 | 64 | 1,096 | 17.1 | 95t | 8 |
| Stokes, J.J. | 14 | 49 | 597 | 12.2 | 47 | 1 |
| Rathman, Tom | 13 | 40 | 343 | 8.6 | 21 | 0 |

## INTERCEPTIONS

| NAME | G | NO | YDS | AVG | LG | TD |
|---|---|---|---|---|---|---|
| Hanks, Merton | 22 | 7 | 143 | 20.4 | 67t | 1 |
| Lott, Ronnie | 4 | 5 | 63 | 12.6 | 26 | 0 |
| McDonald, Tim | 21 | 4 | 46 | 11.5 | 21 | 0 |
| Griffin, Don | 8 | 4 | 25 | 6.3 | 23 | 0 |
| Brown, Tarell | 9 | 3 | 6 | 2.0 | 5 | 0 |
| Goldson, Dashon | 7 | 3 | 24 | 8.0 | 21 | 0 |
| Williamson, Carlton | 3 | 3 | 109 | 36.3 | 82 | 0 |
| Wright, Eric | 3 | 3 | 85 | 28.3 | 48t | 1 |

## PUNT RETURN YARDS

| NAME | G | NO | YDS | AVG | LG | FC | TD |
|---|---|---|---|---|---|---|---|
| Taylor, John | 12 | 31 | 386 | 12.5 | 95t | 12 | 1 |
| McLemore, Dana | 7 | 19 | 310 | 16.3 | 83t | 10 | 3 |
| Carter, Dexter | 11 | 27 | 293 | 10.9 | 78t | 15 | 1 |
| Ginn Jr., Ted | 4 | 11 | 132 | 12.0 | 42 | 3 | 0 |
| Levy, Chuck | 5 | 5 | 101 | 20.2 | 73t | 1 | 1 |
| McQuarters, R.W. | 5 | 11 | 98 | 8.9 | 26 | 1 | 0 |

## TOTAL YARDS FROM SCRIMMAGE

| NAME | TOTAL YARDS | RUSH | REC |
|---|---|---|---|
| Rice, Jerry | 3,463 | 86 | 3,377 |
| Craig, Roger | 1,471 | 817 | 654 |
| Hearst, Garrison | 1,203 | 1,055 | 148 |
| Taylor, John | 1,153 | 5 | 1,148 |
| Gore, Frank | 1,041 | 921 | 120 |
| Jones, Brent | 1,011 | 0 | 1,011 |
| Owens, Terrell | 977 | 4 | 973 |
| Watters, Ricky | 689 | 498 | 191 |

## PUNTING AVERAGE

| NAME | G | NO | YDS | AVG | LG | BLKD |
|---|---|---|---|---|---|---|
| Lee, Andy | 12 | 54 | 2,554 | 47.3 | 63 | 0 |
| Stanley, Chad | 3 | 17 | 694 | 40.8 | 52 | 0 |
| Thompson, Tommy | 9 | 33 | 1,339 | 40.6 | 54 | 1 |
| Wittum, Tom | 7 | 42 | 1,689 | 40.2 | 52 | 0 |
| Wilmsmeyer, Klaus | 8 | 22 | 882 | 40.1 | 61 | 0 |

## KICKOFF RETURN YARDS

| NAME | G | NO | YDS | AVG | LG | TD |
|---|---|---|---|---|---|---|
| Carter, Dexter | 16 | 43 | 1,038 | 24.1 | 60 | 0 |
| Washington, Vic | 3 | 8 | 226 | 28.3 | 57 | 0 |
| Hofer, Paul | 4 | 10 | 223 | 22.3 | 48 | 0 |
| Levy, Chuck | 5 | 11 | 214 | 19.5 | 31 | 0 |
| Hicks, Maurice | 2 | 8 | 191 | 23.9 | 33 | 0 |
| Rossum, Allen | 1 | 4 | 186 | 46.5 | 104t | 1 |
| Monroe, Carl | 5 | 10 | 174 | 17.4 | 45 | 0 |
| Ginn Jr., Ted | 4 | 7 | 168 | 24.0 | 41 | 0 |
| Williams, Jimmy | 2 | 8 | 162 | 20.3 | 33 | 0 |
| Flagler, Terrence | 3 | 8 | 161 | 20.1 | 40 | 0 |
| Tillman, Spencer | 3 | 7 | 157 | 22.4 | 60 | 0 |

# 49ERS OFFENSIVE AND DEFENSIVE RANKINGS

| | OFFENSE | | | DEFENSE | | |
|---|---|---|---|---|---|---|
| Year | Total | Rush | Pass | Total | Rush | Pass |
| 1970 | 321.6 (2) | 112.9 (17) | 208.8 (1) | 283.7 (13) | 128.5 (18) | 155.2 (9) |
| 1971 | 336.1 (3) | 152.1 (9) | 184.1 (4) | 262.8 (6) | 119.1 (9) | 143.6 (7) |
| 1972 | 310.8 (8) | 115.4 (21) | 195.4 (2) | 287.6 (14) | 131.9 (13) | 155.6 (15) |
| 1973 | 301.7 (8) | 124.5 (21) | 177.2 (4) | 309.2 (20) | 140.2 (10) | 169.0 (22) |
| 1974 | 284.9 (14) | 141.5 (11) | 143.4 (19) | 283.1 (12) | 145.2 (18) | 137.9 (6) |
| 1975 | 297.0 (16) | 114.1 (25) | 182.9 (5) | 287.6 (10) | 130.6 (9) | 156.9 (11) |
| 1976 | 291.8 (18) | 174.8 (5) | 117.0 (23) | 254.4 (2) | 127.6 (5) | 126.9 (4) |
| 1977 | 256.7 (22) | 149.0 (10) | 107.7 (25) | 246.9 (3) | 133.5 (12) | 113.4 (4) |
| 1978 | 252.9 (27) | 130.7 (21) | 122.3 (25) | 314.0 (21) | 147.8 (17) | 166.2 (18) |
| 1979 | 348.3 (6) | 120.8 (20) | 227.6 (3) | 337.1 (20) | 138.3 (15) | 198.8 (24) |
| 1980 | 332.5 (12) | 108.9 (24) | 223.6 (5) | 373.1 (27) | 138.6 (23) | 234.4 (27) |
| 1981 | 342.8 (13) | 121.3 (19) | 221.4 (7) | 297.7 (2) | 119.9 (12) | 177.8 (3) |
| 1982 | 360.2 (3) | 82.2 (28) | 278.0 (2) | 337.2 (21) | 133.2 (21) | 204.0 (16) |
| 1983 | 378.4 (4) | 141.1 (8) | 237.3 (5) | 324.3 (10) | 121.0 (9) | 203.3 (15) |
| 1984 | 397.9 (2) | 154.1 (3) | 243.8 (4) | 323.5 (10) | 112.2 (7) | 211.3 (17) |
| 1985 | 370.0 (2) | 139.5 (10) | 230.5 (5) | 324.4 (14) | 105.2 (7) | 219.2 (21) |
| 1986 | 380.1 (3) | 124.1 (10) | 256.0 (2) | 305.0 (6) | 97.2 (3) | 207.8 (17) |
| 1987 | 399.1 (1) | 149.1 (1) | 250.0 (2) | 273.0 (1) | 107.4 (5) | 165.6 (1) |
| 1988 | 368.8 (2) | 157.7 (2) | 211.1 (10) | 285.9 (3) | 99.2 (3) | 186.7 (8) |
| 1989 | 391.8 (1) | 122.9 (10) | 268.9 (2) | 288.6 (4) | 86.4 (3) | 202.2 (11) |
| 1990 | 368.4 (2) | 107.4 (18) | 261.1 (2) | 267.1 (3) | 78.6 (2) | 188.4 (12) |
| 1991 | 366.1 (3) | 116.3 (11) | 249.8 (2) | 284.6 (6) | 94.5 (5) | 190.1 (11) |
| 1992 | 387.2 (1) | 144.7 (3) | 242.5 (3) | 299.2 (15) | 88.6 (4) | 210.6 (26) |
| 1993 | 402.2 (1) | 133.3 (3) | 268.9 (2) | 312.3 (15) | 112.5 (16) | 199.8 (16) |
| 1994 | 378.8 (2) | 118.6 (6) | 260.2 (4) | 302.4 (8) | 83.6 (2) | 218.8 (17) |
| 1995 | 380.4 (2) | 92.4 (23) | 288.0 (1) | 274.9 (1) | 66.3 (1) | 208.6 (11) |
| 1996 | 344.1 (6) | 115.4 (10) | 228.7 (7) | 291.3 (7) | 93.6 (5) | 197.8 (11) |
| 1997 | 319.5 (12) | 123.1 (8) | 196.4 (18) | 250.8 (1) | 85.4 (2) | 165.4 (2) |
| 1998 | 425.0 (1) | 159.0 (1) | 266.0 (2) | 333.9 (23) | 100.6 (9) | 233.3 (29) |
| 1999 | 336.3 (10) | 130.9 (1) | 205.3 (21) | 355.4 (28) | 101.2 (15) | 254.2 (31) |
| 2000 | 377.5 (4) | 112.6 (18) | 264.9 (4) | 356.8 (29) | 112.1 (16) | 244.7 (29) |
| 2001 | 355.6 (4) | 140.3 (2) | 215.3 (14) | 309.6 (13) | 98.2 (9) | 211.4 (19) |
| 2002 | 356.3 (8) | 140.3 (6) | 216.1 (14) | 322.4 (14) | 103.2 (7) | 219.1 (22) |
| 2003 | 355.4 (5) | 142.4 (5) | 213.0 (10) | 308.0 (13) | 105.6 (9) | 202.4 (17) |
| 2004 | 286.6 (26) | 90.6 (30) | 196.0 (20) | 342.6 (24) | 124.7 (20) | 217.9 (19) |
| 2005 | 224.2 (32) | 105.6 (17) | 118.6 (32) | 391.2 (32) | 114.5 (18) | 276.7 (32) |
| 2006 | 303.8 (26) | 135.8 (6) | 168.0 (29) | 344.2 (26) | 121.0 (19) | 223.2 (26) |
| 2007 | 237.3 (32) | 92.3 (27) | 145.0 (32) | 346.2 (25) | 118.5 (22) | 227.7 (22) |
| 2008 | 311.1 (23) | 99.9 (27) | 211.2 (13) | 326.0 (13) | 106.8 (13t) | 219.2 (20) |
| 2009 | 290.8 (27) | 100.0 (25) | 190.8 (22) | 326.4 (15) | 97.0 (6) | 229.4 (20) |
| 2010 | 313.3 (24) | 103.6 (19) | 209.8 (18) | 327.8 (13) | 96.7 (6) | 231.1 (24) |
| 2011 | 310.9 (26) | 127.8 (8) | 183.1 (29) | 308.2 (4) | 77.3 (1) | 230.9 (16) |
| 2012 | 361.8 (11) | 155.7 (4) | 206.1 (23) | 294.4 (3) | 94.2 (4) | 200.2 (4) |
| 2013 | 323.8 (24) | 137.6 (3) | 186.2 (30) | 316.9 (5) | 95.9 (4) | 221.0 (7) |
| 2014 | 327.4 (20) | 136.0 (4) | 191.4 (30) | 321.4 (5) | 100.8 (7) | 220.7 (5) |
| 2015 | 303.8 (31) | 96.5 (21) | 207.3 (29) | 387.4 (29) | 126.3 (29) | 261.2 (27) |
| 2016 | 308.1 (31) | 126.2 (4) | 181.9 (32) | 406.4 (32) | 165.9 (32) | 240.5 (14) |
| 2017 | 349.2 (12) | 103.9 (21) | 245.3 (9) | 351.6 (24) | 116.3 (21t) | 235.3 (22) |

# 49ERS OVERTIME GAMES

## (NATIONAL FOOTBALL LEAGUE - 1976-PRESENT)

October 31, 1976 – Cardinals 23, 49ers 20 (StL)
December 5, 1976 – Chargers 13, 49ers 7 (SD)
November 13, 1977 – 49ers 10, Saints 7 (NO)
September 14, 1980 – 49ers 24, Cardinals 21 (SF)
December 7, 1980 – 49ers 38, Saints 35 (SF)
October 12, 1986 – Vikings 27, 49ers 24 (SF)
October 19, 1986 – 49ers 10, Falcons 10 (ATL)
October 9, 1988 – Broncos 16, 49ers 13 (SF)
December 9, 1990 – 49ers 20, Bengals 17 (CIN)
January 3, 1994 – Eagles 37, 49ers 34 (SF)
October 14, 1996 – Packers 23, 49ers 20 (GB)
November 10, 1996 – Cowboys 20, 49ers 17 (SF)
November 24, 1996 – 49ers 19, Redskins 16 (WAS)
September 6, 1998 – 49ers 36, Jets 30 (SF)
December 6, 1998 – 49ers 31, Panthers 28 (CAR)
December 26, 1999 – Redskins 26, 49ers 20 (SF)
October 8, 2000 – Raiders 34, 49ers 28 (SF)
September 9, 2001 – 49ers 16, Falcons 13 (SF)
October 14, 2001 – 49ers 37, Falcons 31 (ATL)
October 28, 2001 – Bears 37, 49ers 31 (CHI)
November 18, 2001 – 49ers 25, Panthers 22 (CAR)
November 3, 2002 – 49ers 23, Raiders 20 (OAK)
November 17, 2002 – Chargers 20, 49ers 17 (SD)
September 14, 2003 – Rams 27, 49ers 24 (StL)
October 26, 2003 – Cardinals 16, 49ers 13 (ARZ)
December 21, 2003 – 49ers 31, Eagles 28 (PHI)
October 10, 2004 – 49ers 31, Cardinals 28 (SF)
December 12, 2004 – 49ers 31, Cardinals 28 (ARZ)
January 1, 2006 – 49ers 20, Texans 17 (SF)
December 31, 2006 – 49ers 26, Broncos 23 (DEN)
November 25, 2007 – 49ers 37, Cardinals 31 (ARZ)
September 14, 2008 – 49ers 33, Seahawks 30 (SEA)
November 14, 2010 – 49ers 23, Rams 20 (SF)
September 18, 2011 – Cowboys 27, 49ers 24 (SF)
January 22, 2012 – Giants 20, 49ers 17 (SF) (NFC–C)
November 11, 2012 – 49ers 24, St. Louis 24 (SF)
December 2, 2012 – Rams 16, 49ers 13 (StL)
November 9, 2014 – 49ers 27, Saints 24 (NO)
December 20, 2014 – Chargers 38, 49ers 35 (SF)
December 6, 2015 – 49ers 26, Bears 20 (CHI)
January 3, 2016 – 49ers 19, Rams 16 (SF)
December 11, 2016 – Jets 23, 49ers 17 (SF)
October 1, 2017 – Cardinals 18, 49ers 15 (ARZ)
October 8, 2017 – Colts 26, 49ers 23 (IND)

### 49ERS OVERTIME RECORDS

**Overall Record** 22–20–2 (home – 8–10–1, road – 14–10–1)

# 49ERS OVERTIME GAME SUMMARIES

### October 31, 1976
### St. Louis 23, San Francisco 20

In the fourth quarter, St. Louis held a 14–13 lead after San Francisco missed an extra point on its previous scoring drive. San Francisco then took the lead 20–14 in the fourth when Delvin Williams scored his third touchdown of the day. With eight minutes left in the game, Cardinals quarterback Jim Hart connected with Mel Gray on a 77–yard touchdown pass for the 20–20 tie. The extra point was blocked and the two teams went into overtime. St. Louis won the overtime coin toss but was forced to punt. Tony Leonard fumbled the kick at the 43–yard line, which was recovered by the Cardinals. St. Louis then marched down field to set up Jim Bakken for the 21–yard field goal to lift the Cardinals to a 23–20 victory.

| | 1st | 2nd | 3rd | 4th | OT | Final |
|---|---|---|---|---|---|---|
| **49ers** | 0 | 13 | 0 | 7 | 0 | 20 |
| **Cardinals** | 7 | 0 | 7 | 6 | 3 | 23 |

### December 5, 1976
### San Diego 13, San Francisco 7

The 49ers and Chargers played to a scoreless tie in the first half. The defensive struggle continued into the second half and the score remained 0–0 at the end of the third quarter. On San Diego's first possession of the fourth quarter, Dan Fouts guided them on a 16–play, 80–yard scoring drive, capped by a Bo Matthews two–yard touchdown run. San Francisco answered on its next possession with a 64–yard scoring drive. Paul Hofer caught an eight–yard touchdown pass from Scott Bull to make the score 7–6. The extra point was blocked, but the Chargers Tom Graham was flagged for offsides. After the penalty was marked off, Steve Mike–Mayer connected to tie the game at seven with just over a minute left in regulation. San Diego won the overtime coin toss and elected to receive. The Chargers began their first possession on their own seven–yard line where Fouts guided them on a nine–play, 93–yard drive, which was capped by a Mercury Morris 13–yard touchdown run for the 13–7 win.

| | 1st | 2nd | 3rd | 4th | OT | Final |
|---|---|---|---|---|---|---|
| **49ers** | 0 | 0 | 0 | 7 | 0 | 7 |
| **Chargers** | 0 | 0 | 0 | 7 | 6 | 13 |

### November 13, 1977
### San Francisco 10, New Orleans 7

The 49ers got their first ever overtime victory at New Orleans. The Saints got on the board early in the first quarter on an eight–yard run by Tony Galbreath. The Saints appeared to grab a commanding lead at the end of the first half when Richard Mauti returned a Tom Wittum punt 65 yards for a touchdown 10 seconds before halftime. But a New Orleans clipping penalty nullified the score. The 49ers tied it up in the third quarter with a five–yard romp by Delvin Williams. Neither team would score again in regulation and the game went to overtime knotted at seven. The Saints won the overtime coin toss, but were unable to move the ball, giving it back to the 49ers. San Francisco started from its own 41–yard line and moved the ball down to the Saints 16, where Ray Wersching connected on a 33–yard game–winning field goal.

| | 1st | 2nd | 3rd | 4th | OT | Final |
|---|---|---|---|---|---|---|
| **49ers** | 0 | 0 | 7 | 0 | 3 | 10 |
| **Saints** | 7 | 0 | 0 | 0 | 0 | 7 |

### September 14, 1980
### San Francisco 24, St. Louis 21

San Francisco struck first on a 19–yard touchdown pass from Steve DeBerg to Paul Hofer in the second quarter. Cardinals quarterback Jim Hart quickly answered back with a 13–yard touchdown strike to Theotis Brown. The Cardinals pushed the lead to 14–7 with a Doug Marsh five–yard touchdown reception. After the 49ers tied the game at 14, St. Louis drove 75 yards in eight plays to take a 21–14 lead. With 1:51 left in regulation, the 49ers drove 80 yards and scored on a 26–yard touchdown run by Hofer, his second of the day. San Francisco won the overtime coin toss and took the ball 52 yards to the 16–yard line, where Ray Wersching kicked a 33–yard field goal for the 24–21 win.

| | 1st | 2nd | 3rd | 4th | OT | Final |
|---|---|---|---|---|---|---|
| **49ers** | 0 | 7 | 0 | 14 | 3 | 24 |
| **Cardinals** | 0 | 0 | 14 | 7 | 0 | 21 |

### December 7, 1980
### San Francisco 38, New Orleans 35

New Orleans jumped out to a 35–7 halftime lead behind touchdown passes of 33, 21 and 41 yards from Archie Manning. Less than five minutes into the third quarter, the 49ers went on an 88–yard, nine–play drive that culminated with a one–yard touchdown run by Joe Montana. Minutes later, Montana hooked up with Dwight Clark for a 71–yard touchdown pass to bring the 49ers within 14 points. After the San Francisco defense shut out New Orleans for the second straight quarter, they tied the game with 1:50 left in the fourth quarter with Lenvil Elliott's seven–yard touchdown jaunt, forcing overtime. New Orleans won the coin toss, but failed to pick up a first down on its first possession. San Francisco took the ball on its own 27 and marched 55 yards in 13 plays for the game–winning 36–yard field goal by Ray Wersching.

| | 1st | 2nd | 3rd | 4th | OT | Final |
|---|---|---|---|---|---|---|
| **49ers** | 0 | 7 | 14 | 14 | 3 | 38 |
| **Saints** | 14 | 21 | 0 | 0 | 0 | 35 |

### October 12, 1986
### Minnesota 27, San Francisco 24

With Joe Montana out, Jeff Kemp stepped in to lead San Francisco against a powerful Minnesota Vikings team. Minnesota struck first with a six–yard touchdown pass from Tommy Kramer to Anthony Carter. The 49ers answered back when Kemp hit Dwight Clark with a 45–yard strike to tie the game. With 1:14 left in the first quarter, the Vikings Issiac Holt recovered a blocked punt in the end zone for a 14–7 lead. San Francisco took a 17–14 lead into halftime after a 39–yard Ray Wersching field goal and a 34–yard touchdown pass from Kemp to Jerry Rice. After the Vikings stalled on their first drive of the third quarter, Kemp led the 49ers on a six–play, 53–yard drive that ended with a 17–yard touchdown reception by Rice. Minnesota answered back with a 26–yard field goal by Chuck Nelson to cut the 49ers lead to 24–17. With 6:37 remaining in the fourth quarter, Kramer hit Anthony Carter with a 35–yard touchdown pass to tie the game. In overtime, Minnesota won the toss and went on a 58–yard drive. Nelson hit a 28–yard field goal for the 27–24 win.

| | 1st | 2nd | 3rd | 4th | OT | Final |
|---|---|---|---|---|---|---|
| **49ers** | 7 | 10 | 7 | 0 | 0 | 24 |
| **Vikings** | 14 | 0 | 3 | 7 | 3 | 27 |

### October 19, 1986
### Atlanta 10, San Francisco 10

San Francisco visited Atlanta for a battle with the division rival Falcons and took an early 7–0 lead on a Roger Craig one–yard romp. The Falcons responded with a punishing 17–play, 44–yard drive that resulted in a 47–yard field goal by Mick Luckhurst. San Francisco maintained its lead in the second quarter with a 53–yard, 13–play drive, which led to a 24–yard Ray Wersching field goal and a 10–3 lead. The defenses dominated the second half, holding the offenses scoreless for all of the third quarter and most of the fourth. With just over a minute remaining in regulation, the Falcons took advantage of great field position and scored on a 39–yard touchdown pass from Dave Archer to Sylvester Stamps to tie the game at 10. The Falcons won the overtime coin toss and elected to receive. After generating only one first down, the Falcons were forced to give up possession. The 49ers mirrored the Falcons on their first possession of overtime and punted with 6:42 remaining. Both teams had possession two more times in overtime, but could not produce a score as the game ended in a 10–10 tie.

| | 1st | 2nd | 3rd | 4th | OT | Final |
|---|---|---|---|---|---|---|
| **49ers** | 7 | 3 | 0 | 0 | 0 | 10 |
| **Falcons** | 3 | 0 | 0 | 7 | 0 | 10 |

### October 9, 1988
### Denver 16, San Francisco 13

Two of the best teams in the NFL faced off in an inter conference battle as the Denver Broncos visited Candlestick Park. The 49ers started the scoring with a 37–yard Mike Cofer field goal with 4:52 remaining in the first quarter. The Broncos answered early in the second with a 27–yard field goal by Rich Karlis to knot the game at three. With San Francisco's second possession of the second quarter, Joe Montana opened up the offense and led the 49ers 95 yards and capped it off with a six–yard quarterback sneak for a 10–3 lead at halftime. The only scoring in the third quarter came on Karlis' 27–yard field goal with five minutes remaining, cutting the 49ers lead to 10–6. Cofer quickly answered with a 27–yard field goal with one minute on the clock in the third quarter for the 13–6 lead. After an injury, John Elway returned to hit Vance Johnson with an eight–yard touchdown pass. Neither team could score in the final minutes of regulation and headed into overtime. On San Francisco's first possession, Andre Townsend sacked Montana, injuring his ribs. Steve Young took over, and on his first play threw an interception to Mark Haynes ending the threat. After a five–and–out drive by the Broncos, the 49ers took over on their own five–yard line. A second Young interception, deep in Broncos territory, helped set the stage for Karlis to connect on a 22–yard game–winning field goal.

| | 1st | 2nd | 3rd | 4th | OT | Final |
|---|---|---|---|---|---|---|
| **49ers** | 3 | 7 | 3 | 0 | 0 | 13 |
| **Broncos** | 0 | 3 | 3 | 7 | 3 | 16 |

**December 9, 1990**
**San Francisco 20, Cincinnati 17**

A capacity crowd filled Riverfront Stadium as the San Francisco 49ers invaded Cincinnati for a late–season battle. On the Bengals first possession, Boomer Esiason drove his team 70 yards for the game's opening score, a two–yard touchdown pass to Craig Taylor. San Francisco answered back on its next possession when Tom Rathman capped off a 73–yard drive with a one–yard plunge into the end zone for the 7–7 tie. Cincinnati came out strong in the second half. The Bengals scored on a Jim Breech field goal to open the third and break the tie. San Francisco enjoyed its first lead of the game after Harry Sydney scored on a three–yard run. With just over two minutes elapsed in the fourth quarter, Ickey Woods dove in from one yard out to regain the lead for Cincinnati, 17–14. The 49ers next drive stalled and they would not regain possession until only 4:11 remained in regulation. On the first play, Joe Montana hit Jerry Rice for a 29–yard strike and guided the team down to the Cincinnati six–yard line. Mike Cofer hit a 23–yard field goal with just over a minute remaining to send the game into overtime. San Francisco won its first coin toss in five overtime games and wasted no time driving 75 yards in 11 plays to set up Cofer's 23–yard game–winning field goal and the 20–17 victory.

| | 1st | 2nd | 3rd | 4th | OT | Final |
|---|---|---|---|---|---|---|
| **49ers** | 7 | 0 | 7 | 3 | 3 | 20 |
| **Bengals** | 7 | 0 | 3 | 7 | 0 | 17 |

**January 3, 1994**
**Philadelphia 37, San Francisco 34**

Turnovers and an ill–timed penalty marred the 49ers first overtime game in four years. The Philadelphia Eagles struck early and often, first on a 34–yard Roger Ruzek field goal five minutes into the game. On San Francisco's first possession, Steve Young was hit and fumbled the ball, which was recovered by Byron Evans who returned it 30 yards for a touchdown and a 10–0 lead. With Bubby Brister at the helm, the Eagles drove 76 yards in the opening minutes of the second quarter and connected with Calvin Williams for a 13–yard touchdown to push the lead to 17–3. Brister again guided Philadelphia to an eight–play, 64–yard touchdown scoring drive to take a commanding 21–point lead. The 49ers end zone drought ended with just less than two minutes remaining in the half when Young hit Jerry Rice for a three–yard touchdown that brought the score to 24–10 at halftime. San Francisco started the second half with a 60–yard kickoff return by Dexter Carter to give the 49ers the ball on Philadelphia's 38–yard line. Capping off a punishing 38–yard, nine–play drive, Ricky Watters ran 11 yards for the score. After a Philadelphia punt, John Taylor caught a 38–yard touchdown pass to tie the game at 24. Philadelphia took advantage of a Young injury by intercepting a Steve Bono pass. The Eagles worked quickly, moving 69 yards in just two plays to take a 31–24 lead. San Francisco gave Philadelphia good field position again with a fumble on its own 40, allowing the Eagles to increase their lead to 10 with a Ruzek 32–yard field goal in the third quarter. Set up by a Don Griffin interception, Bono drove the 49ers 42 yards and scored on a one–yard keeper that closed the gap to 34–31. After a Philadelphia punt, the Niners drove down and tied the game on a Cofer 29–yard field goal with 15 seconds left in regulation. San Francisco won the overtime coin toss and elected to receive, but failed to score on two overtime possessions. On Philadelphia's second possession of overtime, they drove to San Francisco's 20–yard line. With four seconds showing on the clock, the Eagles set up for a 38–yard field goal. Ruzek missed the field goal wide right, but Merton Hanks was flagged for roughing the kicker. After a 10–yard penalty, Ruzek hit a 28–yarder with no time left on the clock for the 37–34 win.

| | 1st | 2nd | 3rd | 4th | OT | Final |
|---|---|---|---|---|---|---|
| **49ers** | 3 | 7 | 14 | 10 | 0 | 34 |
| **Eagles** | 10 | 14 | 10 | 0 | 3 | 37 |

**October 14, 1996**
**Green Bay 23, San Francisco 20**

With Steve Young out with a groin injury, Elvis Grbac led San Francisco against Brett Favre and the Green Bay Packers. After an unsuccessful first possession, the Packers scored on a 30–yard field goal by Chris Jacke with just over five minutes remaining in the first quarter for the 3–0 lead. They took a 6–0 lead on another Jacke 25–yard field goal. On San Francisco's second possession of the second quarter, Grbac led a six–play, 36–yard drive that resulted in a Jeff Wilkins 48–yard field goal. After a three–and–out series by the Packers, Jerry Rice caught a seven–yard touchdown from Grbac for a 10–6 lead. Aided by a Dana Stubblefield interception, Rice and Grbac put the 49ers up 17–6 at the half with a 13–yard touchdown pass. Green Bay trimmed the lead to 17–14 when Favre hit Don Beebe for a 59–yard touchdown and followed it with a two–point conversion toss to Edger Bennett. Chris Jacke hit a 35–yard field goal to tie the game at 17 with 3:24 left in regulation. San Francisco won the overtime coin toss but was forced to punt after going three–and–out. Green Bay received the ball on its own 44 and drove 21 yards to set up Jacke for a 53–yard field goal for the 23–20 victory.

| | 1st | 2nd | 3rd | 4th | OT | Final |
|---|---|---|---|---|---|---|
| **49ers** | 0 | 17 | 0 | 3 | 0 | 20 |
| **Packers** | 6 | 0 | 8 | 6 | 3 | 23 |

**November 10, 1996**
**Dallas 20, San Francisco 17**

The two most dominating teams in the NFL met in a mid–season battle for NFC supremacy as the Dallas Cowboys traveled to 3Com Park. The 49ers jumped out to a quick lead after a Jeff Wilkins 28–yard field goal. They extended their lead to 10–0 on a 29–yard touchdown strike from Steve Young to Iheanyi Uwaezuoke. Quiet for most of the first half, the Cowboys finally got on the board with a 72–yard scoring drive that ended on a Troy Aikman three–yard touchdown run, which cut the deficit to 10–7 at halftime. Defenses dominated in the third quarter with neither team allowing a score. Dallas ended the scoring drought with a Chris Boniol 26–yard field goal four seconds into the fourth quarter to tie the game at 10. With Young out in the second half after sustaining a concussion, Elvis Grbac led San Francisco on a nine–play, 68–yard scoring drive on its next possession. Terry Kirby capped it off with a 27–yard touchdown run. After Fred Strickland intercepted a Grbac pass at the 49ers 15–yard line, Troy Aikman hit Eric Bjornson for a six–yard touchdown pass, knotting the game at 17 and forcing overtime. The Cowboys won the overtime coin toss and wasted no time marching down the field. After 12 plays, Chris Boniol hit the game–winning 29–yard field goal for the 20–17 victory.

| | 1st | 2nd | 3rd | 4th | OT | Final |
|---|---|---|---|---|---|---|
| **49ers** | 10 | 0 | 0 | 7 | 0 | 17 |
| **Cowboys** | 0 | 7 | 0 | 10 | 3 | 20 |

**November 24, 1996**
**San Francisco 19, Washington 16**

In the 49ers second overtime game in November, and third of the season, the Washington Redskins hosted San Francisco for the first time in two years. In what would prove to be a game dominated by special teams, San Francisco struck first with a 20–yard field goal from Jeff Wilkins. Washington's Scott Blanton hit field goals from 19 and 48 yards out and Wilkins added another to knot the score at six going into halftime. The only score in the third quarter came on a Blanton field goal from 41 yards out to give Washington a 9–6 lead. San Francisco got on the board first in the fourth quarter with a Wilkins 44–yard field goal three minutes into the period. On the ensuing possession, Gus Ferotte drove the Redskins 78 yards, which culminated with a Jamie Asher 20–yard touchdown reception. The 49ers tied the game with 1:57 remaining in regulation on a one–yard run by William Floyd, forcing overtime. San Francisco won the coin toss and promptly went on a 48–yard scoring drive that was capped by a 38–yard field goal by Wilkins for the 19–16 win.

| | 1st | 2nd | 3rd | 4th | OT | Final |
|---|---|---|---|---|---|---|
| **49ers** | 3 | 3 | 0 | 10 | 3 | 19 |
| **Redskins** | 0 | 6 | 3 | 7 | 0 | 16 |

**September 6, 1998**
**San Francisco 36, New York Jets 30**

In the opening weekend of the 1998 season, fans were treated to one of the most exciting games and one of the most exciting plays in NFL history. After a fast–paced first half, the 49ers found themselves trailing 17–14 at halftime after Glen Foley hit Wayne Chrebet from six–yards out for the score with 32 seconds remaining in the second quarter. On its first possession in the second half, San Francisco evened the score at 17 with a 22–yard field goal by Wade Richey. On the following possession, Foley found Keyshawn Johnson for a 21–yard touchdown and a 24–17 lead. With just over three minutes remaining in the third quarter, Jerry Rice caught a 14–yard touchdown from Steve Young to bring the 49ers within one. The extra point was blocked and the score remained 24–23 heading into the fourth quarter. New York extended its lead to 27–23 after a John Hall 32–yard field goal. San Francisco took possession with 3:38 left in regulation and went on a 76–yard, five–play drive that was capped by a 38–yard touchdown pass from Young to J.J. Stokes, giving the 49ers the lead 30–27 with just over one minute remaining in regulation. New York then drove the ball to the 49ers 13–yard line, where John Hall tied the game at 30 with just three seconds on the clock. Both New York and San Francisco went three–and–out on their first possessions of overtime. The Jets moved to mid–field on their second possession before being forced to punt, pinning the 49ers on their own four–yard line. With 11:09 remaining in overtime, on San Francisco's first play of its second possession, Young gave the ball to Garrison Hearst, who ran right and broke six tackles on his way to a 96–yard, game–winning touchdown run and the 36–30 victory.

| | 1st | 2nd | 3rd | 4th | OT | Final |
|---|---|---|---|---|---|---|
| **49ers** | 7 | 7 | 9 | 7 | 6 | 36 |
| **Jets** | 3 | 14 | 7 | 6 | 0 | 30 |

**December 6, 1998**
**San Francisco 31, Carolina 28**

San Francisco extended its winning streak to four games with an exciting, high–scoring match–up with the Carolina Panthers. After an explosive first half, the 49ers took a 21–7 lead going into halftime. San Francisco started the second half with a five–play drive, which covered 90 yards, including a Garrison Hearst 71–yard touchdown run. The drive gave the 49ers a commanding 28–7 lead. With just 52 seconds left in the third quarter, Steve Beuerlein connected with Anthony Johnson on a 38–yard touchdown pass to cut the deficit to 28–14. On their first possession of the fourth quarter, the Panthers drove 76 yards in five plays and scored on a Beuerlein–to–Raghib Ismail 40–yard touchdown pass. Minutes later, Carolina tied the game at 28 with a 10–yard run by Tshimanga Biakabutuka. Carolina won the overtime coin toss and elected to receive. The Panthers ran two unsuccessful plays, and Beuerlein fumbled on the third, giving San Francisco possession on Carolina's 30–yard line. The 49ers picked up 25 yards driving to the Panthers five, where Wade Richey hit a 23–yard field goal for the 31–28 win.

| | 1st | 2nd | 3rd | 4th | OT | Final |
|---|---|---|---|---|---|---|
| **49ers** | 7 | 14 | 7 | 0 | 3 | 31 |
| **Carolina** | 7 | 0 | 7 | 14 | 0 | 28 |

**December 26, 1999**
**Washington 26, San Francisco 20**

The Washington Redskins visited 3Com Park and battled the San Francisco 49ers to their second overtime game in the last three meetings. San Francisco struck first with an 80–yard drive in 13 plays, capped off with a Charlie Garner four–yard touchdown run and a 7–0 lead. Early in the second quarter, Washington answered back with an 80–yard drive of its own, ending with a Brad Johnson–to–Michael Westbrook 65–yard touchdown strike. With a pair of Wade Richey field goals, San Francisco went into halftime with a 13–7 lead. Washington cut the deficit to three after Brett Conway nailed a 47–yard field goal in the third quarter. The 49ers extended their lead to 20–10 with a 78–yard scoring drive that ended on a five–yard touchdown pass from Jeff Garcia to J.J. Stokes. At the beginning of the fourth quarter, Conway connected on a 34–yard field goal to bring the Redskins within seven. Washington then struck again with 3:30 left in the game when Brad Johnson plunged in from one–yard to tie the game at 20. San Francisco threatened with just over one minute to go, driving to the Redskins 22–yard line before fumbling, which Washington recovered to force overtime. Washington won the overtime coin toss and promptly moved the ball to the San Francisco 33–yard line in three plays. On first down, Johnson hit Larry Centers for a 33–yard touchdown pass and the 26–20 win.

| | 1st | 2nd | 3rd | 4th | OT | Final |
|---|---|---|---|---|---|---|
| **49ers** | 7 | 6 | 7 | 0 | 0 | 20 |
| **Redskins** | 0 | 7 | 3 | 10 | 6 | 26 |

**October 8, 2000**
**Oakland 34, San Francisco 28**

In a game for the ages, the 49ers fell in overtime to the visitors from across the Bay, the Oakland Raiders. The Raiders jumped out to the early 6–0 lead on two Sebastian Janikowski field goals. The 49ers answered back, scoring 14 unanswered points to close out the first half. The Raiders dominated the third quarter, holding onto the ball for more than 11 minutes and scoring two touchdowns. After another score by the Raiders to start the fourth, the 49ers started their comeback. After a Jeff Garcia–to–Terrell Owens scoring toss and another score on a nine–yard touchdown run by Charlie Garner, San Francisco tied the game at 28. On their next possession, the Raiders drove down to San Francisco's 23–yard line, but on fourth–and–10, Janikowski missed a 41–yard field goal wide left. The 49ers, with a chance to win the game, took possession and moved the ball down to the Oakland 29–yard line. On fourth–and–one, the Raiders defense stiffened and stopped a leaping Charlie Garner for no gain. The Raiders took over on downs, but couldn't get their offense going and were forced to punt back to the 49ers, who ran out the clock and forced the game into overtime. The Raiders won the toss and marched down to the 49ers 25–yard line. Janikowski came on to attempt the game–winning field goal, but missed wide right, his second missed field goal of the day. The 49ers took over and drove all the way to the Raiders 11–yard line. On first down, Wade Richey attempted the game–winning field goal, but was blocked and possession went back to the Raiders. Following two pass completions and a pass interference call on the 49ers, the Raiders finally put the game away with a 31–yard scoring toss from Rich Gannon to Tim Brown for the win.

| | 1st | 2nd | 3rd | 4th | OT | Final |
|---|---|---|---|---|---|---|
| **49ers** | 0 | 14 | 0 | 14 | 0 | 28 |
| **Raiders** | 3 | 3 | 15 | 7 | 6 | 34 |

**September 9, 2001**
**San Francisco 16, Atlanta 13**

The 49ers began the 2001 regular season in an exciting fashion, defeating the visiting Atlanta Falcons 16–13 in overtime. The 49ers trailed by seven points at halftime and began the fourth quarter with a 10–point deficit. A J.J. Stokes touchdown reception narrowed the gap before Jose Cortez's field goal attempt tied the game at 13 with 11 seconds remaining in regulation. The 49ers won the coin toss in overtime and elected to receive. On the drive the 49ers faced a third–and–five when Jeff Garcia rifled a pass to Tai Streets, who raced 53 yards to the Falcons 23–yard line. Three plays later, Cortez nailed a 24–yard field goal to lift the 49ers to victory.

| | 1st | 2nd | 3rd | 4th | OT | Final |
|---|---|---|---|---|---|---|
| **49ers** | 0 | 3 | 0 | 10 | 3 | 16 |
| **Falcons** | 7 | 3 | 3 | 0 | 0 | 13 |

**October 14, 2001**
**San Francisco 37, Atlanta 31**

The 49ers had their second overtime game of the 2001 season against the Falcons, sweeping Atlanta in the season series by winning 37–31. The 49ers rallied back from deficits of 20–7 at the half and 31–17 in the fourth quarter. The Falcons went up 14–0 early in the game. The 49ers put their first points of the game on the board in the second quarter when Jeff Garcia scored on a seven–yard run. The Falcons answered back with two field goals and went up 20–7 at halftime. Terrell Owens, who did not catch a pass in the first half, roared back to catch nine passes for 183 yards and a career–high three touchdowns. After a 49ers touchdown, at the hands of Kevan Barlow, and a touchdown by the Falcons, the 49ers were down 31–24 with just 2:22 remaining in the game. Garcia led the team on a 10–play, 72–yard drive when he hooked up with Owens from 17 yards out to tie the game at 31 with just 21 seconds remaining. The 49ers won the toss in overtime and drove to the Falcons 14–yard line. A mishandled snap between Garcia and Dave Fiore, who was filling in at center for an injured Jeremy Newberry, was recovered by the Falcons and their offense took over. The 49ers defense rose to the challenge, forcing Atlanta into a three–and–out possession. After the punt, San Francisco began at its own 33–yard line. After picking up one first down, Garcia faced third–and–five when he connected with Owens, who raced 52 yards for his third touchdown and the 37–31 overtime victory.

| | 1st | 2nd | 3rd | 4th | OT | Final |
|---|---|---|---|---|---|---|
| **49ers** | 0 | 7 | 10 | 14 | 6 | 37 |
| **Falcons** | 14 | 6 | 0 | 11 | 0 | 31 |

**October 28, 2001**
**Chicago 37, San Francisco 31**

The 49ers had their second consecutive overtime game and their third of the 2001 season as they dropped a 37–31 decision to the Chicago Bears. San Francisco went up early in the first quarter after Bryant Young forced a fumble, which Julian Peterson scooped up and returned 26 yards for the touchdown. The 49ers struck again when Jeff Garcia hooked up with Justin Swift for a one–yard touchdown and the 14–0 lead. The Bears answered back with a safety and a touchdown, making the score 14–9 at the half. In the third quarter, the 49ers struck first when Garrison Hearst scored his first touchdown since 12–14–98 on a 60–yard bomb from Garcia. The Bears offense then took over and drove down to the 49ers 10–yard line where Zack Bronson intercepted a Shane Mathews pass and returned it a team–record 97 yards for the touchdown. After a Chicago touchdown and a 49ers field goal, the score was 31–16 early in the fourth quarter. The Bears then racked up 15 unanswered points on two touchdown drives to tie the game at 31 and send it into overtime. The 49ers won the coin toss and the offense took over. On the first play from scrimmage, Garcia was intercepted by Mike Brown, who raced 33 yards for the touchdown and the 37–31 victory for Chicago.

| | 1st | 2nd | 3rd | 4th | OT | Final |
|---|---|---|---|---|---|---|
| **49ers** | 14 | 0 | 14 | 3 | 0 | 31 |
| **Bears** | 0 | 9 | 7 | 15 | 6 | 37 |

**November 18, 2001**
**San Francisco 25, Carolina 22**

In their fourth overtime game of the season, setting a new team record, the 49ers pulled out an exciting 25–22 victory over the Carolina Panthers. The game was a see–saw battle with each team going back and forth until the fourth quarter. The Panthers went ahead late in the fourth quarter after a Jeff Garcia interception. Wesley Walls scored on a 24–yard pass, but the two–point conversion failed, leaving the Panthers with a slim 19–14 lead. On the next 49ers drive, Garcia was intercepted again, this time deep in 49ers territory. The San Francisco defense held Carolina to only a field goal and the 49ers were down 22–14 with just 1:52 remaining in the game. Garcia started the offense on its own 34–yard line and began the two–minute drill. The 49ers moved down the field to the Panthers seven–yard line, where Garcia threw a fade route to Terrell Owens, who snatched it out of the air with one second remaining on the clock to cut the score to 22–20. Garcia then found Eric Johnson in the end zone for the two–point conversion to send the game into overtime. San Francisco won the coin toss and started its drive at its own 26–yard line. Garcia completed three–of–four passes for 27 yards, while Garrison Hearst rushed twice for 34 yards to bring the 49ers down to Carolina's nine–yard line. Jose Cortez came on for the game–winning field goal from 26 yards out, splitting the uprights to give the 49ers the 25–22 overtime victory.

| | 1st | 2nd | 3rd | 4th | OT | Final |
|---|---|---|---|---|---|---|
| **49ers** | 0 | 7 | 7 | 8 | 3 | 25 |
| **Panthers** | 7 | 3 | 3 | 9 | 0 | 22 |

**November 3, 2002**
**San Francisco 23, Oakland 20**

The 49ers visited the Oakland Raiders and turned in an exciting performance. Tied at 13 entering the fourth quarter, the game see–sawed back and forth before heading into overtime. San Francisco scored first in the fourth quarter when Jeff Garcia connected with Tai Streets for a three–yard touchdown to take the lead at 20–13. Oakland answered after the ensuing kickoff went out of bounds and the Raiders got the ball at their own 40–yard line. Oakland converted a crucial fourth–and–three play to maintain possession and ended the drive with a 10–yard touchdown run by Charlie Garner with just over six minutes remaining. The 49ers then ate up the clock with an impressive 13–play drive into scoring position, where Jose Cortez missed a 27–yard field goal at the end of regulation to send the game into overtime. The 49ers won the toss and launched a 17–yard drive. It was there that Cortez lined up for the game–winning 23–yard field goal that sailed through the uprights.

| | 1st | 2nd | 3rd | 4th | OT | Final |
|---|---|---|---|---|---|---|
| **49ers** | 10 | 0 | 3 | 7 | 3 | 23 |
| **Raiders** | 7 | 6 | 0 | 7 | 0 | 20 |

**November 17, 2002**
**San Diego 20, San Francisco 17**

In their second overtime game in three weeks, the 49ers dropped a close one to the San Diego Chargers. San Francisco took the early lead, leading 17–7 at the start of the fourth quarter. However the Chargers reeled off 10 unanswered points in the final period to tie the game at 17 to send it into overtime. In overtime, the Chargers won the toss and returned the opening kick–off 39 yards. But the drive stalled there and San Diego was forced to punt. On the ensuing 49ers possession, the offense drove down the field to the San Diego 23–yard line where Jose Cortez's game–winning field goal sailed wide right. The Chargers took over and promptly drive down the field in nine plays where Steve Christie nailed the 40–yard game–winning field goal.

| | 1st | 2nd | 3rd | 4th | OT | Final |
|---|---|---|---|---|---|---|
| **49ers** | 0 | 7 | 10 | 0 | 0 | 17 |
| **Chargers** | 7 | 0 | 0 | 10 | 3 | 20 |

**September 14, 2003**
**St. Louis 27, San Francisco 24**

In an early–season division battle, the St. Louis Rams prevailed over the 49ers in overtime in a back and forth battle. The Rams went ahead late in the fourth quarter, 24–17, with 3:20 remaining. Undaunted, Jeff Garcia calmly led his team down the field for the game–tying 13–yard touchdown pass to Terrell Owens with 19 seconds remaining in regulation. The 49ers recovered a fumble on the ensuing kickoff and had the ball at midfield. After an incomplete pass, Garcia connected with Cedrick Wilson on a 29–yard pass on second down with nine seconds remaining. Instead of falling to the ground and taking a timeout, Wilson kept running and was tackled as time ran out and the game headed into overtime. The Rams won the toss and received the kickoff, which they returned to their 48–yard line. After a one–yard run by Marshall Faulk, the 49ers were pe–nalized 15 yards for a face mask penalty. Marc Bulger then completed two straight passes which brought St. Louis to the 49ers 10–yard line. Jeff Wilkins then came on and hit the winning 28–yard field goal.

| | 1st | 2nd | 3rd | 4th | OT | Final |
|---|---|---|---|---|---|---|
| **49ers** | 7 | 3 | 7 | 7 | 0 | 24 |
| **Rams** | 7 | 0 | 7 | 10 | 3 | 27 |

**October 26, 2003**
**Arizona 16, San Francisco 13**

In another division battle, the 49ers had their second overtime game of the season, this time at Arizona. The field goal kicking was the story of this game as the 49ers missed both field goal attempts and made only 1–of–2 PATs and the Cardinals made only 3–of–6 field goal attempts. The Cardinals had the lead 13–6 in the fourth quarter when the 49ers tied the game on one of the most improbable touchdowns in team history. Jeff Garcia fumbled at the one–yard line and the ball was recovered by offensive lineman Kwame Harris, who scored his first career touchdown. The game was tied at 13 with 2:25 left to play. The Cardinals had another shot to get into scoring position, but were forced to punt and gave the 49ers one more shot for the victory with almost six minutes remaining in regulation. San Fran–cisco then launched a drive that put the offense at the Arizona 16–yard line. But Owen Pochman missed the potential game–winning field goal, his second missed field goal of the day, this time from 35 yards out. This breathed new life into Arizona, who drove down to the San Francisco 32–yard line. With five seconds remain–ing in regulation, Tim Duncan attempted the game–winning 50–yard field goal, which was short, and the game headed to overtime. In overtime, the Cardinals won the toss and drove down to the 49ers 22–yard line in eight plays. Duncan set up for another chance at a game–winning field goal, this one from 39 yards out. The kick sailed through the uprights and the Cardinals notched the 16–13 victory.

| | 1st | 2nd | 3rd | 4th | OT | Final |
|---|---|---|---|---|---|---|
| **49ers** | 6 | 0 | 0 | 7 | 0 | 13 |
| **Cardinals** | 7 | 3 | 3 | 3 | 3 | 16 |

**December 21, 2003**
**San Francisco 31, Philadelphia 28**

The 49ers recorded their first overtime win of the sea–son and also their first road win of 2003 with a 31–28 victory over Philadelphia. The two teams traded points back and forth heading into the final quarter. The 49ers kicked a 25–yard field goal on the first play of the fourth quarter to cut Philadelphia's lead to 21–20. On San Francisco's next possession, Kevan Barlow ran for 26 of his career–high 154 total yards and scored from one–yard out to give the 49ers a 26–21 lead. The two–point conversion attempt was successful and the 49ers had a seven–point lead with five minutes remaining in the game. The Eagles answered with a 10–play drive, adding seven points to tie the game on a Todd Pinkston touchdown grab with a little over a minute remaining in regulation. Philadelphia won the overtime coin toss and started its drive at its own 21–yard line. On the first play in the extra period, Tony Parrish, who notched an interception on the game's first drive, intercepted an–other pass and ran it back to the Eagles four–yard line. Todd Peterson then came out and nailed the 22–yard game–winning field goal.

| | 1st | 2nd | 3rd | 4th | OT | Final |
|---|---|---|---|---|---|---|
| **49ers** | 7 | 7 | 3 | 11 | 3 | 31 |
| **Eagles** | 0 | 14 | 7 | 7 | 0 | 28 |

**October 10, 2004**
**San Francisco 31, Arizona 28**

QB Tim Rattay joined an elite group of quarterbacks who have led the 49ers to come from behind victo–ries in a 31–28 overtime victory against the visiting Arizona Cardinals at Monster Park. Rattay coolly di–rected two late fourth–quarter scoring drives that sent the game into overtime after trailing by 16 points with 8:19 remaining. In overtime, Rattay again led the team downfield and buoyed by a roughing the passer penalty, put them into scoring position where K Todd Peterson banged home the game–winning 32–yard field goal. Rattay finished the game with a career–high 417 yards passing and a quarterback rating of 99.8. He was an impressive 14 of 20 for 115 yards and two touchdowns in the fourth quarter. He also broke QB Joe Montana's team record by completing 38 passes. Montana held the previous mark of 37. Rattay's favorite target on the day was TE Eric Johnson who hauled in a career–high 13 receptions for 162 yards and one touchdown. Johnson caught a six–yard touchdown from Rattay with 4:35 remaining in the game that pulled the 49ers within 10 points. Rattay ran in the two–point conver–sion and suddenly the 49ers were within eight points. Now they needed a stop and the defense was up to the task, forcing a Cardinals punt. Taking over at the 49ers 28–yard line, Rattay started off with a nine–yard pass to WR Curtis Conway, then scampered 15 more yards before hitting Conway on a 14–yard pass to get the 49ers to the Cardinals 23. From there Rattay found WR Brandon Lloyd in the corner of the end zone and the 49ers were within two points. Lloyd then slipped in front of the defender and caught Rattay's two–point offering sending the game into overtime. The 49ers won the overtime coin toss and never relinquished the ball. A roughing the passer penalty on Arizona's DT Darnell Dockett helped the 49ers cause and Rat–tay took advantage as he quickly moved the team into scoring position where Peterson knocked home the game–winner.

| | 1st | 2nd | 3rd | 4th | OT | Final |
|---|---|---|---|---|---|---|
| **49ers** | 0 | 6 | 6 | 16 | 3 | 31 |
| **Cardinals** | 0 | 14 | 0 | 14 | 0 | 28 |

**December 12, 2004**
**San Francisco 31, Arizona 28**

First–year RB Maurice Hicks earned the game ball after an inspiring 139–yard performance on 34 attempts. He and QB Ken Dorsey carried the 49ers to their sec–ond victory of the season, a 31–28 overtime victory in Arizona. San Francisco did have to work for the win, despite taking a 28–3 lead in the third quarter. The Cardinals staged a furious rally and almost answered the 49ers overtime win earlier in the season at Mon–ster Park. But some key plays from the defense and the legs of Hicks proved the difference of the day. Hicks, making his first career NFL start, had four carries for 42 yards in overtime including a significant 17–yard gain that set–up K Todd Peterson's game–winning field goal. Facing 2nd and 3 from the Cardinals 30–yard line, Hicks took the handoff from Dorsey, cut off the tackle to his right and raced downfield before he was knocked out of bounds at the 13. Dorsey finished the game completing 18 of 34 passes for 191 yards and three scores for a passer rating of 99.0. Starting for the injured QB Tim Rattay, Dorsey threw his first career touchdown to WR Brandon Lloyd for the first score of the day. He then connected twice with WR Cedrick Wil–son for scores as Wilson led the receiving efforts with five receptions for 83 yards and two scores, including a 19–yard catch to keep the 49ers game–winning drive alive. Dorsey was sacked just once in his 34 passing attempts behind an offensive line that played its best game of the year.

| | 1st | 2nd | 3rd | 4th | OT | Final |
|---|---|---|---|---|---|---|
| **49ers** | 7 | 14 | 7 | 0 | 3 | 31 |
| **Cardinals** | 0 | 3 | 7 | 18 | 0 | 28 |

**January 1, 2006**
**San Francisco 20, Houston 17**

The San Francisco 49ers rallied from a 10–0 first quarter deficit for a 20–17 overtime victory over the Houston Texans to close out the 2005 campaign with two consecutive wins for a 4–12 record. The 49ers dominated the line of scrimmage, gaining 182 yards on the ground and controlling the clock for 44:03. The 49ers used a combination of RB Frank Gore (108 yards) and RB Maurice Hicks (64 yards) to take control on the ground. S Mike Adams was the star of the game on defense after finishing with two interceptions, one that was returned for a touchdown and the other that led to the game–winning field goal in overtime. QB Alex Smith helped lead the 49ers to a touchdown at the end of the first half by converting a key third–and–13 situation with a 14–yard strike to WR Brandon Lloyd and then three plays later threw his first NFL touchdown pass when he rolled to his right and found Lloyd in the back of the end zone for a 14–yard score. The 49ers took the second half kick and went on a 14–play, 56–yard drive that ended with a 42–yard field goal by Nedney to tie the game at 10–10. Houston responded when Banks fired a 31–yard pass to WR Corey Bradford to get into San Francisco territory followed by a 25–yard touchdown pass to Bradford to retake the lead at 17–10. Adams, who made his first NFL start at cornerback, intercepted QB Tony Banks at the end of the third quarter and returned it 40 yards for a touchdown to tie the game at 17–17. Then in overtime, Banks went deep but Adams intercepted the pass and alertly lateraled to S Ben Emanuel, who ran 35 yards to the Houston 21–yard line. After two short runs, PK Joe Nedney nailed a 33–yard field goal to give the 49ers the 20–17 victory.

| | 1st | 2nd | 3rd | 4th | OT | Final |
|---|---|---|---|---|---|---|
| **49ers** | 0 | 7 | 10 | 0 | 3 | 20 |
| **Texans** | 10 | 0 | 7 | 0 | 0 | 17 |

**December 31, 2006**
**San Francisco 26, Denver 23**

The San Francisco 49ers overcame a 13–0 deficit to pull out a 26–23 win over the Denver Broncos at Invesco Field at Mile High. The 49ers played the role of spoilers when the victory knocked the Broncos out of the playoffs. The 49ers come–from–behind win was led by three outstanding individual efforts: RB Frank Gore gained 153 rushing yards, PK Joe Nedney kicked four field goals along with the game winner in overtime, and CB Walt Harris snagged two interceptions, including a 28–yard touchdown return in the third quarter. WR Bryan Gilmore had two key plays in overtime to advance the 49ers into field goal range for the game winning kick. During the first half, strong 49ers goal–line defense helped limit Denver to a pair of field goals on drives that were stopped when the Broncos were in first–and–goal situations. The 49ers defense again held Denver to a field goal in the third quarter when the Broncos had a first–and–goal inside the five–yard line. Denver went ahead 13–0 in the second quarter when CB Champ Bailey took a deflected theft 70 yards into the end zone. Nedney booted a 46–yard field goal to put the score at 13–3 in Denver's favor at the end of the half. San Francisco rallied in the second half, converting its first series into a 12–play, 76–yard touchdown drive. FB Moran Norris caught a short pass from Smith and weaved in and out of traffic for a 32–yard touchdown. The 49ers took the lead on the ensuing drive when Harris picked off QB Jay Cutler and went 28 yards untouched for a touchdown that gave the 49ers a 17–13 lead. Denver responded with a field goal on the next series, but the 49ers added two field goals in the fourth quarter for a 23–16 advantage with 6:14 to play in regulation. Cutler completed a nine–yard touchdown pass to TE Tony Scheffler to tie the game at 23–23 and send it into overtime. Denver won the coin toss, but was forced to punt on two drives before a 12–yard return by PR Brandon Williams allowed the 49ers to start their game–winning drive at their own 39–yard line. Gilmore gained 20 yards on an end route and then caught a 14–yard pass from QB Alex Smith for a first down at the Denver 25–yard line. Two plays later, Nedney kicked a 36–yard field goal to give San Francisco the win.

| | 1st | 2nd | 3rd | 4th | OT | Final |
|---|---|---|---|---|---|---|
| **49ers** | 0 | 3 | 14 | 6 | 3 | 26 |
| **Broncos** | 3 | 10 | 3 | 7 | 0 | 23 |

**November 25, 2007**
**San Francisco 37, Arizona 31**

The San Francisco 49ers completed a series sweep of the Arizona Cardinals with a 37–31 overtime victory to snap an eight–game losing streak at the University of Phoenix Stadium. DE Ron Fields forced QB Kurt Warner to fumble on a sack in the end zone, and LB Tully Banta–Cain recovered the ball for a touchdown in overtime to seal the win. The play was set up after PK Neil Rackers missed a 32–yard field goal in overtime. Rackers was successful on a field goal from the San Francisco nine–yard line, but the Cardinals were penalized for a delay of game penalty, moving the ball back to the 14–yard line where Rackers was wide to the left. A 59–yard punt by P Andy Lee followed by an Arizona penalty forced the Cardinals to begin their next drive at the three–yard line, setting up the 49ers defensive touchdown to get the win. RB Frank Gore went over the 100–yard mark for the first time in 2007, finishing with 116 yards and two touchdowns, including a 35–yard touchdown run with 1:25 to play to give the 49ers a 31–28 lead. Warner completed five passes on the ensuing drive to get Arizona to the one–yard line with six seconds to play. CB Donald Strickland broke up a pass in the end zone to force Arizona to settle for a 19–yard field goal as time expired in regulation. In overtime, Warner completed a short pass to WR Sean Morey, who raced down the sidelines for a 62–yard gain before LP Patrick Willis caught up with him to make a game–saving tackle at the 14–yard line. That set up Rackers game–winning field goal attempt. The 49ers had three first half turnovers with two CB Walt Harris interceptions and a strip by CB Nate Clements to lead to 14 points. San Francisco had a 17–7 lead and appeared to be in position to take a 17–14 halftime lead after Harris' second interception gave the 49ers a first down at their own 41–yard line. QB Trent Dilfer moved the team inside Arizona territory to the 37–yard line with 11 seconds to go to set up a field goal attempt. PK Joe Nedney attempted a 55–yard field goal that went wide, leaving six seconds on the board for the Cardinals. Warner completed a short pass to the sideline and then with two seconds left completed a 48–yard Hail Mary pass to WR Larry Fitzgerald for a touchdown and a 21–17 halftime lead. A 57–yard touchdown pass from Dilfer to WR Arnaz Battle in the third quarter pushed the 49ers back in front, 24–21, heading into the final quarter. Cardinals backup QB Tim Rattay completed a two–yard touchdown on a fourth–down play midway in the fourth quarter to take a 28–24 lead. Gore's 35–yard touchdown with 1:25 recaptured the lead for San Francisco, but Rackers last second field goal sent the game to overtime.

| | 1st | 2nd | 3rd | 4th | OT | Final |
|---|---|---|---|---|---|---|
| **49ers** | 7 | 10 | 7 | 7 | 6 | 37 |
| **Cardinals** | 7 | 14 | 0 | 10 | 0 | 31 |

**September 14, 2008**
**San Francisco 33, Seattle 30**

The San Francisco 49ers overcame a 14–point first quarter deficit to win 33–30 in overtime after PK Joe Nedney nailed a 40–yard game–winning field goal. After closing the gap to 20–13 at halftime, the 49ers intercepted Seattle on the first two drives of the second quarter, including one that was returned for a touchdown. On the first series of the second half, CB Walt Harris tipped a QB Matt Hasselbeck pass that was picked off and returned 86 yards for a touchdown by LB Patrick Willis to tie the game at 20–20. On the next series, DE Ray McDonald tipped a pass that was intercepted by Harris at the Seattle 41–yard line to help set up the go–ahead touchdown. QB J.T. O'Sullivan completed back–to–back passes to WR Bryant Johnson to move the 49ers to the 22–yard line to help get into position for a two–yard touchdown run by RB Frank Gore to lift the 49ers in front, 27–20. Seattle responded with a 15–play, 74–yard drive that ended in a touchdown to tie the game at 27–27. After both teams exchanged field goals to get the score tied at 30–30, the 49ers forced Seattle to punt from its own 12–yard line and the 49ers began a drive at the Seattle 49–yard line with 1:09 to play in regulation. The team moved to the 23–yard line with three seconds to play to set up a game–winning field goal attempt. Nedney's 41–yard attempt sailed wide to the right to send the game to overtime. The 49ers won the toss and elected to receive. O'Sullivan completed a 33–yard pass to WR Isaac Bruce on third–and–seven and a five–yard pass to WR Arnaz Battle on a third–and–two situation to push the 49ers to the 23–yard line where Nedney connected on a 40–yard field goal to give San Francisco the win. O'Sullivan registered his first 300–yard game, finishing 20–of–32 for 321 yards with one touchdown. Bruce had his first 100–yard game as a member of the 49ers with 153 yards on four catches, including a 63–yard catch in the second quarter to help get the 49ers in position for O'Sullivan's three–yard touchdown pass to Johnson. Seattle jumped to a 14–0 first quarter after taking advantage of two miscues by the 49ers. LB Manny Lawson blocked a Seattle punt early in the game, however Seattle recovered the loose ball and converted it into a first down inside San Francisco territory on a drive that ended with a Seattle touchdown. On the next series, Seattle forced Gore to fumble deep in Seahawks territory on a play that resulted in a 10–yard touchdown return by DT Craig Terrill.

| | 1st | 2nd | 3rd | 4th | OT | Final |
|---|---|---|---|---|---|---|
| **49ers** | 3 | 10 | 14 | 3 | 3 | 33 |
| **Seahawks** | 14 | 6 | 0 | 10 | 0 | 30 |

**November 14, 2010**
**San Francisco 23, St. Louis 20**

The San Francisco 49ers Week 10 matchup would be a battle between NFC West foes as they hosted the division leading St. Louis Rams at Candlestick Park. With the chance to get back into the hunt for the NFC West and compile back–to–back wins for the first time this season, the 49ers would take a big step and put the game in the hands of former Heisman Trophy winner QB Troy Smith. Along with late game heroics that came down to the first overtime contest for the 49ers this season, the game proved to be a classic NFC West shootout. The Rams would also rely on a former Heisman Trophy winner in QB Sam Bradford to come in and test the 49ers at home. With two quarterbacks of storied pasts, the game turned out to be an offensive showcase as both teams would throw for a com–

bined 607 yds., as well as 753 yds. of total offense. All would come down to an overtime FG off the foot of K Joe Nedney, who connected on a 29–yd. game win–ning kick that gave the 49ers the 23–20 win. With St. Louis winning the toss and electing to receive, Bradford started things off, marching his team down the field. The drive ultimately would be halted, but not before a K Josh Brown's 42–yd. FG put the Rams on the board 3–0 to start the game. Coming off a bye and an ex–tra week to prepare, the 49ers picked up right where they left off in London, as they were able to effectively spread the ball down the field, putting up 421 yds. of total offense. Smith proved to be a major part of the offensive onslaught as he completed 17 of 28 pass atts. for a career–high 356 yds. and 1 TD through the air. Smith's 356 yds. were the most by a 49ers QB since QB Tim Rattay threw for 417 yds. on 38 of 57 pass atts. vs. Arz. (10/10/04). From start to finish, the 49ers found ways to get the ball to multiple players throughout the offense as Smith connected with 5 different receivers who registered 60 yds. rec. or more. It marked the first time in franchise history that at least 5 receivers to–taled 60 yds. rec. or more. Smith started the carousel of offensive production with a 32–yd. pass to TE Vernon Davis. On the very next offensive drive, Smith hooked up with WR Josh Morgan for a 65–yd. pass deep down the right side that brought him to the 1–yd. line, set–ting up a 1–yd. TD run by RB Frank Gore and giving the 49ers a 7–3 lead. The 49ers offense would continue to pour on the yards as they successfully moved the ball down field and allowed Nedney to connect on a 26–yd. FG to put the home team up 10–3 with 12:04 left to go in the half. The Rams eventually would find their way into the end zone as QB Sam Bradford connected with WR Danny Amendola for a 5–yd. TD pass to tie the game at 10 a piece heading into halftime. The 49ers found themselves down heading into the 4th qtr. after Rams RB Steven Jackson scampered for a 13–yd. TD to bring the score to 10–17. With the home team down 13–17 late in the 4th qtr. the 49ers would once again turn to their quarterback. With 2:30 remaining on the clock, the 49ers faced a 3rd and 32 situation at the SF 47–yd. line. Smith then connected on back–to–back passes to Gore of 14 and 23 yds. to move the chains, before firing a 16–yd. TD strike to WR Michael Crabtree to give the 49ers the lead. Rams marched right back down the field and scored off of a 33–yd. FG by Brown, forcing overtime. After St. Louis won the toss, the 49ers defense made a crucial 3 and out stop, which included a 3rd down sack by DT Justin Smith that allowed the 49ers to get the ball back and set up the game win–ning FG.

| | 1st | 2nd | 3rd | 4th | OT | Final |
|---|---|---|---|---|---|---|
| **Rams** | 3 | 7 | 7 | 3 | 0 | 20 |
| **49ers** | 7 | 3 | 0 | 10 | 3 | 23 |

### September 18, 2011
### Dallas 27, San Francisco 24

San Francisco's regime led by Jim Harbaugh and his new but experienced staff, entered the historic rivalry match against the Dallas Cowboys with something to prove at Candlestick Park. The 49ers started off as they had hoped, scoring 2 first–half TDs and blanking America's Team, but big pass plays late in the game would ultimately cause the Niners to fall short as they were edged 27–24 in overtime. Dallas opened the 1st qtr. marching down the field, but came up short after a failed 21–yd. FG attempt by K Dan Bailey. After ex–changing the next couple of possessions, QB Alex Smith led the Niners on a 68–yd. drive, capped off by a 1–yd. TD by RB Frank Gore in the 2nd qtr. The 49ers front seven played strong, swarming and stopping the run, allowing Smith and the Niners to regain possession to take a 14–0 lead. The 12–yd. throw from Smith marked the first TD of WR Kyle Williams' career and the team's first passing TD of 2011. QB Tony Romo and the Cowboys answered before the half on a 71–yd. drive, capped off by a 53–yd. TD slant to WR Miles Austin, making it a one score game heading into the half. Dallas lost its starting QB for a brief stretch in the 3rd qtr., when it appeared Romo's rib injury – occurring on the 3rd play of the game – had become too much of a hindrance. Backup QB Jon Kitna started the 3rd qtr. and threw a tying TD pass and 2 INTs in relief. Displaying good ball skills and awareness, CB Tramaine Brock came up with his 2nd INT of the season in as many weeks, reacting to a Kitna tipped pass and coming up with the turnover. Smith and the 49ers took advantage of the Cowboys turnover with a deep pass down the right sideline to TE Delanie Walker for 29 yds. and the go–ahead TD enter–ing the 4th qtr. K David Akers connected on a 55–yd. FG, marking the longest FG in Candlestick Park history, and the Niners built up a 10–pt. cushion. The Cow–boys charged back from the 24–14 deficit when Romo hit Austin for a leaping 25–yd. TD, and then directed a 10–play, 44–yd. drive in the final 4 minutes that ended with an overtime–forcing, 48–yd. field goal. After the Cowboys' defense forced a punt on the 49ers first OT drive, Romo found backup WR Jesse Holley in stride for a 77–yd. gain that set up 19–yd. game–winning FG.

| | 1st | 2nd | 3rd | 4th | OT | Final |
|---|---|---|---|---|---|---|
| **Cowboys** | 0 | 7 | 7 | 10 | 3 | 27 |
| **49ers** | 0 | 14 | 7 | 3 | 0 | 24 |

### January 22, 2012
### New York Giants 20, San Francisco 17
### NFC Championship Game

When asked what his message was to his players after falling short to the New York Giants in the NFC Cham–pionship game, Harbaugh stated, "As Sir Andrew Bar–ton said, `Fight on my men, we're hurt but not slain. We'll lay down and bleed a while. Then we'll rise and fight again.''' Harbaugh, of course was referring to his team's blue–collar mentality after the Giants escaped rain–soaked Candlestick Park with a 20–17 overtime victory. "They stand toe–to–toe and fight every time they go out onto the field," added Harbaugh. "Be for–ever proud of our players and coaches the way they compete." Harbaugh got the Niners to the brink of the Super Bowl in his rookie year, taking over a 6–10 team and going 13–3 to win the NFC West. The extra minutes at Candlestick Park went in favor of the opponent in a year where most didn't expect a storybook season. The 49ers defense played stoically, recording six sacks on Giants QB Eli Manning, which ranked t–2nd for the most sacks in a postseason game in franchise history (6 – four times, last vs. Den. – 1/29/90). TE Vernon Davis gave the 49ers a 7–0 lead with 7:11 remaining in the 1st qtr. after running a pattern down the right sideline and outracing the secondary for a 73–yd. TD recept. from QB Alex Smith. On their ensuing drive, the Giants drove from their own 31 to the San Francisco 34–yd. line. On 3rd–and–1, Manning and the Giants failed to get a first down despite two opportunities. The Giants eventually evened the score on a 10–play, 69–yd. drive when TE Bear Pascoe caught Manning's short pass at the 6–yd. line and stepped into the end zone for the TD. The Giants added a FG with two seconds remaining in the 2nd qtr. to give them a 10–7 edge going into the locker room. Davis' second TD of the game, gave the lead back to the Niners at 14–10 with 5:18 remain–ing in the 3rd qtr. San Francisco's 3–play, 54–yd. TD drive was set up by a short pass to RB Frank Gore, who turned it into a 24–yd. gain. On the next play, Davis went in motion from right to left and caught a lofted pass to the end zone by Smith. The Giants took the lead back after the ball inadvertently glanced off WR Kyle Williams on a punt, giving the ball back to the Giants on the 49ers 29 yard line. Manning connected on a 17–yard pass to WR Mario Manningham to give the Giants a 17–14 lead with 8:41 remaining. Williams' 40–yd. return on the ensuing kickoff enabled the 49ers to start their next possession at their own 45. On consecu–tive plays, Smith scrambled for 17 yds. and RB Kendall Hunter ran for 18 more, resulting in a K David Akers game–tying FG with 5:39 to go, 17–17. After both teams went 3–and–out on their first overtime posses–sion, a Giants takeaway on a Williams fumble, forced by LB Jacquian Williams on a punt return, gave the Giants possession at their own 36 with 9:32 remaining. After converting one first down, K Lawrence Tynes sent the season–ending 31–yd. FG through the uprights.

| | 1st | 2nd | 3rd | 4th | OT | Final |
|---|---|---|---|---|---|---|
| **Giants** | 0 | 10 | 0 | 7 | 3 | 20 |
| **49ers** | 7 | 0 | 7 | 3 | 0 | 17 |

### November 11, 2012
### St. Louis 24, San Francisco 24

The 24–24 stalemate marked the 14th tie for the 49ers since joining the NFL in 1950 and first since 1986 [10–10 at Atl. (10/19)]. It also marked the 49ers first tie at Candlestick Park since 1972 [20–20 vs. NO (10/22)]. St. Louis got off to a fast start, scoring on a 36–yd. TD pass from QB Sam Bradford to WR Brian Quick. The Rams next possession went 7–plays, for 93–yds., ending with a 7–yd. TD run by RB Steven Jackson to make the score 14–0 at the end of the 1st qtr. The 49ers answered on their next possession, driving 78–yds. on 12–plays, capped off by QB Alex Smith's 14–yd. TD pass to WR Michael Crabtree. Crabtree's TD recept. came on 3rd–and–7, marking his 3rd TD on 3rd down this season, ranking t–3rd in the NFL. Crabtree has tallied a TD in each of his last 5 games against St. Louis. Following the TD drive, Smith left the game due to injury. The San Francisco defense stiffened follow–ing the offense's TD, forcing two consecutive three–and–outs and what would have been a third if not for P Johnny Hekker's 1st down completion on a Rams fake punt. Three plays after the fake punt, LB Aldon Smith ended the Rams drive and the 1st half with his first of 2.0 sacks in the game. Smith has recorded 9.5 sacks for the season and 23.5 for his career. Smith's 9.5 sacks ranks 3rd in the NFL and 1st in the NFC. The first possession for each team to start the 3rd qtr. resulted in no change on the scoreboard. With 8:43 remaining in the 3rd qtr., St. Louis began a 16–play drive that milked 8:25 off the clock and resulted in a 27–yd. FG

by K Greg Zuerlein, stretching the lead to 17–7. On the 49ers next possession, Alex Smith's backup, QB Colin Kaepernick, led the Niners down the field, completing 5 of 5 pass attempts for 67–yds. Kaepernick finished the drive with a 7–yd. TD run, as he successfully dove inside the pylon with 8:48 remaining in the 4th qtr. On the ensuing kickoff, RB Isaiah Pead fumbled the ball at the St. Louis 28–yd. line. CB Tramaine Brock (1st career FF) forced the fumble, it was recovered by S Darcel McBath (1st career FR) and returned 8–yds. to the Rams 20–yd. line. The 49ers first play following the fumble resulted in a 20–yd. TD run by RB Frank Gore. Gore rushed for 97–yds. on 21 carries. The 20–yd. TD run marked his 5th TD of the season and 48th of his career. He finished the game trailing just RB Joe Perry (50) and RB Roger Craig (50) for the most rushing TDs in franchise history. The TD made the score 21–17 in San Francisco's favor with 8:29 left in the 4th qtr. The Rams answered the 49ers score with a score of their own, going 14–plays, for 81–yds. capped off by a 2–yd TD pass from Bradford to WR Austin Pettis. The long St. Louis drive left only 1:13 on the clock, as the 49ers trailed 24–21. Kaepernick engineered an 8–play, 63–yd. drive under pressure, accounting for 54 yds. to set K David Akers up for a 33–yd. game–tying FG to force overtime. In the extra period, St. Louis won the toss and elected to receive. On the Rams first play, Amendola recorded an 80–yd. recept. down to the 49ers 2–yd. line, but an illegal formation penalty against the Rams erased the long catch and brought the ball back to the St. Louis 13–yd. line. A few plays later, San Francisco forced a Rams punt, setting up good field position for the 49ers offense. The 49ers drove down to the St. Louis 23–yd. line, to set Akers up for a 41–yd. FG attempt that was wide left. The Rams took the ball, drove to the San Francisco 40–yd. line and Zuerlein also missed the potential game–winning FG as neither team was able to score before the clock ran out, resulting in a tie.

| | 1st | 2nd | 3rd | 4th | OT | Final |
|---|---|---|---|---|---|---|
| **Rams** | 14 | 0 | 3 | 7 | 0 | 24 |
| **49ers** | 0 | 7 | 0 | 17 | 0 | 24 |

### December 2, 2012
### St. Louis 16, San Francisco 13

The 49ers and Rams had to play deep into overtime for the second time this season, as St. Louis outlasted San Francisco in a tough divisional matchup. Both defenses played well, resulting in only one scoring play during the 1st half. After forcing a Rams 3–and–out, the 49ers took over on their own 40–yd. line. On the first play of the drive, RB Frank Gore gained 23–yds. on the ground, putting the ball at the St. Louis 37–yd. line. The offensive line continued to open up holes for Gore, as he ran for 18 more yds. on 3 carries and capped off the drive with a 1–yd. TD run, making the score 7–0 with 3:01 remaining in the 1st qtr. After the San Francisco TD, the Rams offense was held to its second consecutive 3–and–out. With 2:31 remaining in the 2nd qtr., the 49ers defense recorded its third 3–and–out in four defensive series, with LB Aldon Smith forcing a long 3rd down after registering his 17.5 sack of the season. His 17.5 sacks ties the 49ers single–season franchise record (Fred Dean – 1983). Smith now has 31.5 career sacks, surpassing Hall of Fame DE Reggie White (31.0) for the most sacks by a player in their first two years in NFL history. On the 49ers second possession of the 3rd qtr., Kaepernick was flagged for intentional grounding in the end zone, which resulted in a safety making the score 7–2 with 4:36 left in the 3rd qtr. San Francisco answered with its next offensive possession, marching 94–yds. on 13 plays to setup K David Akers for a 23–yd. FG. WR Michael Crabtree caught 4 passes for 69 during the drive. For the game, Crabtree tallied 7 recepts. for 101 yds., marking his 2nd 100–yd. game of the season and 5th of his career. The Rams were unable to get on the scoreboard with their next offensive possession, but they did after recovering a fumble by Kaepernick on 3rd–and–3 and CB Janoris Jenkins returned the loose ball 2 yds. for a TD. QB Sam Bradford completed the 2–point conversion attempt to TE Lance Kendricks to knot the score at 10 apiece with 3:04 remaining in the 4th qtr. Kaepernick showed poise on the next possession, following the fumble, as he rushed for 50 yds. down to the St. Louis 14–yd. line. Kaepernick rushed for 84 yds. on 9 carries. His 84 yds. on the ground are the most by a 49ers quarterback since Steve Young rushed for 102–yds. vs. NO (12/23/90). Akers was able to put the 49ers up by 3 with a 33–yd. FG with 1:38 remaining. The Rams managed to drive 45 yds. on 7 plays to set Zuerlein up for a 53–yd. FG that sailed through the uprights as the clock expired to send the game into overtime. In overtime, it took 14:30 of 15 minutes to decide the outcome of the game, as Zuerlein made a 54–yd. FG to end the game with a final score of 16–13.

| | 1st | 2nd | 3rd | 4th | OT | Final |
|---|---|---|---|---|---|---|
| **49ers** | 7 | 0 | 0 | 6 | 0 | 13 |
| **Rams** | 0 | 0 | 2 | 11 | 3 | 16 |

### November 9, 2014
### San Francisco 27, New Orleans 24

A late–game sack and forced fumble by LB Ahmad Brooks setup a game–winning FG in overtime by K Phil Dawson, as the 49ers defeated the Saints, 27–24, at the Mercedes–Benz Superdome. On the opening drive of the game, QB Drew Brees' pass intended for WR Marques Colston was picked off by S Antoine Bethea and returned to the Saints' 19–yd. line. Three plays later, RB Frank Gore scored from four yards out to give the 49ers an early 7–0 lead. On the drive, Gore moved past RBs Eddie George and Tiki Barber for the 24th most rushing yds. in NFL history. A three–and–out by the Saints gave San Francisco the ball at its own 21–yd. line. The 49ers offense pieced together a 13–play, 79–yd. drive that was capped off by a 9–yd. TD run by RB Carlos Hyde. With the 49ers leading 14–0, the Saints responded with a scoring drive of their own, as K Shayne Graham connected on a 40–yd. FG to make the score 14–3. Early in the 2nd qtr., Brees found WR Brandin Cooks for a 31–yd. TD pass to bring the score to 14–10. San Francisco's offense countered with a 15–yd. TD pass from QB Colin Kaepernick to WR Anquan Boldin to extend his streak of at least one TD pass to 16 consecutive games, the 2nd longest streak by a QB in franchise history. Boldin recorded 6 recepts. for 95 rec. yds. and 1 TD, and now has 635 recept. yds. this season, becoming one of 12 players in NFL history to register 12 seasons with 600–or–more rec. yds. Both teams exchanged punts before the Saints drove down to the 49ers 22–yd. line, where CB Chris Culliver picked of Brees' pass in the end zone to close the first half. On New Orleans' second drive of the 3rd qtr., Brees led the Saints offense on a 10–play, 64–yd. drive and found TE Jimmy Graham for an 11–yd. TD. With the 49ers leading 21–17 late in the game, Brees connected with Graham for the duo's 2nd TD of the game to give the Saints a 24–21 lead with 1:55 remaining. Unable to gain ground on its first three plays, San Francisco's offense faced a critical 4th–and–10 on its own 22–yd. line. Kaepernick scrambled to his right and found WR Michael Crabtree on a 51–yd. reception. Three plays later, K Phil Dawson kicked the game–tying FG from 45 yds. out to send the game into overtime. After both teams failed to score points on their first drives, the Saints regained possession with 7:43 left in OT. On 2nd–and–15, Brooks sacked and stripped Brees and the fumble was recovered by LB Chris Borland. On the ensuing play, Dawson kicked a game–winning, 35–yd. FG to give the 49ers the victory on the road.

| | 1st | 2nd | 3rd | 4th | OT | Final |
|---|---|---|---|---|---|---|
| **49ers** | 14 | 7 | 0 | 3 | 3 | 27 |
| **Saints** | 3 | 7 | 7 | 7 | 0 | 24 |

### December 20, 2014
### San Diego 38, San Francisco 35

San Francisco fell to San Diego, 38–35, in overtime in a game that saw the 49ers rush for a franchise–record 355 yds. On the opening drive of the game, RB Frank Gore ripped off a 52–yd. TD to give the 49ers an early 7–0 lead. Two possessions later, CB Perrish Cox intercepted QB Philip Rivers' pass intended for WR Seyi Ajirotutu, which marked his team–leading fifth INT of the season. Soon after, QB Colin Kaepernick drove the offense 67 yds. on 10 plays before finding WR Bruce Ellington on an 8–yd. TD pass. On San Diego's very next drive, S Antoine Bethea intercepted Rivers' pass and returned it 49 yds. for a TD to extend San Francisco's lead to 21–0. It marked the longest INT return and the first TD of Bethea's career. The Chargers responded on their next drive, as Rivers led an 8–play, 73–yd. drive that was capped off by a 15–yd. TD pass to WR Eddie Royal. Up 21–7, the 49ers held the ball for the final possession of the first half. San Francisco converted a 3–and–1 from San Diego's 1–yd. line on a reverse to Ellington, who scored on a 1–yd. TD run. With the score, Ellington became the first 49er to record both a rushing TD and receiving TD in the same game since Gore vs. NO (9/20/10), and the first 49ers rookie to accomplish the feat since RB Amp Lee at Min. (12/13/92). On San Diego's third drive of the 3rd qtr., Rivers found TE Antonio Gates on a 1–yd. TD pass. Following a nullified 70–yd. TD pass to TE Vernon Davis on San Francisco's next drive, Kaepernick was sacked and stripped and the fumble was recovered by Corey Liuget in the end zone to cut the 49ers' lead to 28–21. Following the turnover, Kaepernick ran 90–yds. for a touchdown to give San Francisco a 35–21 lead. His run marked the second–longest TD run by a QB in NFL history. In the 4th qtr., Rivers connected with Gates for a 21–yd. TD pass to cut the lead to 35–28. One drive later, Rivers orchestrated a late, 14–play, 80–yd. drive that was capped off by an 11–yd. TD pass to WR Malcolm Floyd to tie the game with 0:32 remaining in the game. The 49ers held the final possession of the game, but K Phil Dawson was unable to connect on a 60–yd. field goal to win the game. In overtime, the Chargers capitalized on a 49ers turnover and K Nick Novak kicked a game–winning 40–yd. FG to lead San Diego past San Francisco, 38–35.

| | 1st | 2nd | 3rd | 4th | OT | Final |
|---|---|---|---|---|---|---|
| **Chargers** | 0 | 7 | 14 | 14 | 3 | 38 |
| **49ers** | 7 | 21 | 7 | 0 | 0 | 35 |

**December 6, 2015**
**San Francisco 26, Chicago 20**

In Week 13, San Francisco traveled to the Windy City where they defeated the Chicago Bears at Soldier Field in overtime, 26–20. QB Blaine Gabbert completed 18–of–32 atts. for 196 yds. and 1 TD, while adding a career–high 75 (12.5 avg.) rushing yds. and his first career rushing TD. WR Anquan Boldin recorded 5 re–cepts. for 37 yds. on the day, becoming the 18th player in NFL history to record 13,000–or–more rec. yds. in their career. The Bears jumped out to an early 6–0 lead in the first quarter, as K Robbie Gould connected on 40–yd. and 51–yd. FGs on Chicago's first two posses–sions. On the third Bears possession, 49ers DB Jimmie Ward stepped in front of a QB Jay Cutler pass and re–turned it 29–yds. for his first career INT and first career TD. It marked the first INT for a TD by the 49ers defense since 12/20/14 vs. SD (S Antoine Bethea – 49–yd. INT return). However, a blocked point after attempt kept the score at 6–6. Chicago would take a 13–6 lead on their next possession, as RB Matt Forte found the end zone on a 5–yd rush early in the second quarter. The 49ers were quick to respond, as Gabbert engineered a 16–play, 81–yd. drive that took over eight minutes off the clock, and ended with a 1–yd. TD run from RB Shaun Draughn, his first TD as a member of the 49ers. It marked Draughn's 3rd career rushing TD and first since 11/1/12 at SD as a member of the Kansas City Chiefs. The game remained tied at 13 until midway through the fourth quarter, when Bears RB Ka'Deem Carey gave the home team the 20–13 advantage with a 4–yd. TD run. On the ensuing possession, Gabbert took over at his own 36–yd. line with 3:27 remaining in the game. On the 6–play drive, Gabbert rushed for 60 yds., includ–ing a career–long 44–yd. TD, the first of his career, to tie the game at 20–20. On the following kickoff, Chi–cago WR Deonte Thompson recorded a 74–yd. return, setting the Bears up with prime field position for the win. However, after running the game clock down to two seconds, Gould missed the 36–yd. FG wide left to send the game to overtime. After winning the coin toss and choosing to receive, the 49ers were forced to punt only to force the Bears to punt three plays later. On the first play of the second possession of overtime, Gabbert connected with WR Torrey Smith on a 71–yd. TD pass, his 3rd TD recept. of 70–or–more yds. this season, to give San Francisco the 26–20 road victory. According to Elias, Smith became the first 49ers player to regis–ter 3 rec. TDs of 70–or–more yds. in the same season since WR John Taylor accomplished the feat in 1989.

| | 1st | 2nd | 3rd | 4th | OT | Final |
|---|---|---|---|---|---|---|
| **49ers** | 6 | 7 | 0 | 7 | 6 | 26 |
| **Bears** | 6 | 7 | 0 | 7 | 0 | 20 |

**January 3, 2016**
**San Francisco 19, St. Louis 16**

The San Francisco 49ers finished the 2015 season with a 19–16, overtime win over the St. Louis Rams at Levi's® Stadium. San Francisco registered their second overtime win of the season [26–20 at Chi. (12/6/15)], marking the first time the team has won two overtime games in the same season since 2004 [31–28 vs. Arz. (10/10/04); 31–28 at Arz. (12/12/04)]. The win marked the ninth–consecutive regular season home finale win by the 49ers, the longest winning streak in home fina–les in the NFL. The San Francisco offense amassed 458 net yds. of total offense (108 rushing, 350 passing), the most by the 49ers since 9/8/13 vs. GB (494 net yds. – 90 rushing, 404 passing). QB Blaine Gabbert completed 28 of 44 atts., for a career–high 354 yds. and 1 TD. RB DuJuan Harris rushed for a team–high 67 yds. on 16 carries and also set career highs in recepts. (8) and rec. yds. (86). He became the first player to lead the team in both rushing and receiving yds. in the same game since RB Frank Gore vs. Sea. [16–131 rushing & 5–51 receiving (10/18/12)]. After the teams traded punts to open the game, Rams K Greg Zuerlein gave the road team a 3–0 lead midway through the first quarter with a 33–yd. FG. On the first play of the second quarter, Gabbert finished off a 7–play, 70–yd. drive with a 33–yd. TD pass to WR Anquan Boldin, his 4th TD recept. of the season and 74th of his career. Boldin finished the game with 5 recepts. for 71 yds. and 1 TD. On the ensu–ing possession, the San Francisco defense held strong, forcing a Rams punt. However, St. Louis attempted a fake, but WR Bruce Ellington, deep for the punt return, ranged to his left and broke up the pass from Rams P Johnny Hekker in the end zone. Three plays later, Harris broke off a career–long 47–yd. run, setting up a 26–yd. FG by K Phil Dawson. St. Louis would respond on their next possession, as Zuerlein connected on a 32–yd. FG to make the score 10–6. After a 49ers turnover, Rams RB Tre Mason gave St. Louis a 13–10 lead with a 4–yd. TD run. Closing out the first half, Zuerlein con–verted from 44–yd. to give the Rams a 16–10 halftime advantage. Opening up the third quarter, Gabbert con–nected on a 44–yd. pass to Ellington to set up Dawson's second FG of the day, this time a 28–yd. conversion. On the following possession, Zuerlein would miss a 52–yd. FG to keep the score at 16–13. With less than five min–utes remaining, Dawson finished off a 12–play, 60–yd. drive with a 38–yd. FG to tie the game at 16 heading into overtime. Receiving the ball first, the 49ers were forced to punt on their opening possession. Taking over with the game on the line, St. Louis drove into 49ers territory to attempt a game–winning FG, but Zuerlein's 48–yd. FG att was blocked by CB Dontae Johnson. Looking to finish the season on a high note, Gabbert connected with WR Quinton Patton for 33–yds. to set up the game–winning 23–yd. FG by Dawson to give San Francisco the 19–16 overtime win. Dawson connected on all 4 FGAs on the day, giving him 386 career made FGs, ranking t–9th in NFL history. In tying his season–high of 13 points scored, Dawson became the 16th player in NFL history to reach 1,600 career pts. [1,611].

| | 1st | 2nd | 3rd | 4th | OT | Final |
|---|---|---|---|---|---|---|
| **Rams** | 3 | 13 | 0 | 0 | 0 | 16 |
| **49ers** | 0 | 10 | 3 | 3 | 3 | 19 |

**December 11, 2016**
**New York Jets 23, San Francisco 17**

On a cloudy afternoon in Santa Clara, the 49ers fell to the New York Jets in overtime, 23–16. The 49ers of–fense rushed for a season–high 248 yds. on 27 atts. (9.2 avg.), with the 9.2 yds./carry avg. ranking as the 2nd–highest single–game avg. by the team in fran–chise history [24 atts. for 263 yds. (11.0 avg.) vs. Dal–las Texans (10/26/52)]. RB Carlos Hyde registered a career–high 193 yds. on 17 atts. (11.4 avg.), his 2nd 100–yd. rushing game of the season and 3rd of his career. Hyde's 193 rushing yds. are the 6th–most in a single game in franchise history and his 11.4 yds./carry avg. are the 5th–highest in a single game in franchise history (min. 10 atts.). On the day, the 49ers defense recorded a season–high 6.0 sacks, the most since 11/25/13 at Was. (6.0 sacks) with DL DeForest Buckner sacking Jets QB Bryce Petty twice, marking his second career multi–sack game [2.0 sacks at Buf. (10/16/16)]. On the opening possession of the game, DB Jimmie Ward intercepted Petty and returned it 8–yds. deep in Jets territory, marking his 1st INT of the year and 2nd of his career. Capitalizing on the Ward takeaway, Hyde hauled in a 7–yd. TD pass from QB Colin Kaepernick on the 49ers first offensive play from scrimmage, his the 2nd receiving TD of the season and of his career. After forcing a Jets punt, RB Shaun Draughn finished off the 4–play, 81–yd. drive that was set up by a career–long 47–yd. run by Hyde with a 4–yd. TD run, his 2nd rush–ing TD of the year and 5th of his career to put the 49ers up 14–0. In the 1st Qtr., the 49ers offense amassed 193 total net yds. (98 rushing; 95 passing), the 4th–most by any team in the 1st Qtr. this season. In the opening frame, Kaepernick completed 7 of 7 atts. for 95 yds. and 1 TD with a perfect passer rating of 158.3, marking the 8th time in his career he has had a perfect passer rating in any quarter. In the second quarter, the teams traded field goals as San Francisco entered halftime with the 17–3 lead. In the 3rd Qtr., the Jets closed the gap to 17–6 with a 30–yd. FG from K Nick Folk. Midway through the 4th Qtr., Jets RB Bilal Powell found the end zone from 5–yds. out and QB Bryce Petty added the two–point conversion to make the score 17–14. With :43 seconds remaining, Folk converted a 50–yd. FG to send the game to overtime. After the 49ers couldn't convert on fourth down at the Jets 37–yd. line, Powell rushed left for a 19–yd. TD to give New York a 23–17 victory.

| | 1st | 2nd | 3rd | 4th | OT | Final |
|---|---|---|---|---|---|---|

| | | | | | | |
|---|---|---|---|---|---|---|
| **Jets** | 0 | 3 | 3 | 11 | 6 | 23 |
| **49ers** | 14 | 3 | 0 | 0 | 0 | 17 |

**October 1, 2017**

**Arizona 18, San Francisco 15**

In a back and forth NFC West battle, San Francisco fell to Arizona 18–15 in overtime at University of Phoenix Stadium. 49ers K Robbie Gould was perfect on the day, connecting on all 5 of his FGAs (49, 39, 47, 48, 23) and has now made each of his first 11 FGs on the season. Gould is the first 49ers kicker to make each of his first 11 FGs of a season since K Jose Cortez made 11 consecutive to begin the 2001 season. The Cardinals drove down the field on their first possession, but San Francisco made a big stop as LB Ray–Ray Armstrong intercepted Cardinals QB Carson Palmer in the end zone. The INT is the 2nd of Armstrong's career and his 1st since (9/12/16) vs LAR. Later in the 1st quarter Gould made a 49–yd. FG to give the 49ers an early 3–0 lead. Arizona K Phil Dawson made a 29–yd. FG to even the score at 3 apiece early in the 2nd quarter. Both kickers would continue to exchange FGs as Gould made a 39–yd. FG, and Dawson answered with a 43–yd. FG to even the score, 6–6, at halftime. San Franciso received the opening kick to start the 2nd half but had to settle for a 47–yd. FG by Gould to give the Niners a lead 9–6. On the Cardinals' next drive, DL DeForest Buckner sacked Cardinals QB Carson Palmer for a 7–yd. loss on 3rd down to force a a 50–yd. FG by Dawson, tying the game at 9–9. Buckner has now recorded a sack in back–to–back games when facing the Arizona Cardinals [1–9 sack (11/13/16)]. Gould then nailed in a 48–yd. FG to put San Francisco ahead 12–9 at the end of the 3rd quarter. Dawson would then make a 32–yd. FG early in the 4th quarter to tie the game once more, 12–12. As the 49ers defense ramped up late in the game LB Ray–Ray Armstrong sacked Cardinals QB Carson Palmer for a 5–yd. loss and is the first 49ers player to record 1.0 sack and 1 INT in the same game since DB Jimmie Ward vs. NYJ (12/11/16). Two plays later DL Elvis Dumervil sacked Palmer for a 11–yd. loss, the 100th sack of his career. Dumervil is now the 32nd player to reach 100 career sacks since 1982 and currently has the third–most sacks among active players. Neither team would score again in the 4th quarter as the game would go to into overtime. San Francisco received the ball first and orchestrated a 17–play, 73–yard drive resulting in a Robbie Gould 23–yd. FG to put the 49ers ahead 15–12. After some late–game heroics, Larry Fitzgerald caught a 19–yd. TD from Palmer with 38 seconds remaining to give Arizona the win, 18–15.

| | 1st | 2nd | 3rd | 4th | OT | Final |
|---|---|---|---|---|---|---|
| **49ers** | 3 | 3 | 6 | 0 | 3 | 15 |
| **Cardinals** | 0 | 6 | 3 | 3 | 6 | 18 |

**October 8, 2017**

**Indianapolis 26, San Francisco 23**

San Francisco fell on the road to the Indianapolis Colts in a closely contested overtime battle, 26–23, the 49ers' second consecutive overtime loss. To begin the game, Colts K Adam Vinatieri made a 52–yd. FG to put the Colts ahead 3–0. On the 49ers' next drive, K Robbie Gould made a 28–yd. FG to even the score at 3–3. With a minute to go in the first half Vinatieri connected on a 23–yd. FG to put Indianapolis ahead 6–3, but the Colts didn't hold a lead for long as the 49ers offense moved quickly down the field where Gould made a 43–yd. FG to even the score 6–6 going into the half. The Colts would score twice in the 3rd quarter as Vinatieri made a 38–yd. FG and RB Marlon Mack scored on a 22–yd. TD run to put Indianapolis ahead 16–6 going into the 4th. Gould would then make a 40–yd. FG, trimming the Colts lead to 16–9. On the Colts' ensuing possession, QB Jacoby Brissett ran for a 3–yd. TD to increase their lead to 23–9. The 49ers offense answered quickly as QB Brian Hoyer connected with WR Marquise Goodwin for 51–yds. Three plays later, Hoyer shoveled the ball to FB Kyle Juszczyk for a 6–yd. TD pass, his first of the season and the 6th TD recept. of his career. After forcing the Colts to punt, Hoyer led a 14–play, 89–yd. drive resulting in a 5–yd. TD pass to TE George Kittle on 4th down, tying the game 23–23 with :20 to force overtime. Indianapolis won the overtime coin toss and received the ball first, driving all the way to the SF 8 yd. line where LB Ray–Ray Armstrong intercepted Brissett and returned the INT 29–yds. San Francisco was unable to capitalize on the turnover and punted the ball back to Indianapolis. The Colts got into field goal range a few plays later and K Adam Vinatieri nailed a 51–yd. FG to give the home team a 26–23 victory.

| | 1st | 2nd | 3rd | 4th | OT | Final |
|---|---|---|---|---|---|---|
| **49ers** | 3 | 3 | 0 | 17 | 0 | 23 |
| **Colts** | 3 | 3 | 10 | 7 | 3 | 26 |

# PRESEASON RESULTS (SINCE 1946)

### 1946 (2–0)

| | | |
|---|---|---|
| 17 | L.A. Dons (San Diego/10,000)–A–24 | 7 |
| 34 | Chicago Rockets (Kezar/34,000)–S–1 | 14 |

### 1947 (0–1)

| | | |
|---|---|---|
| 7 | L.A. Dons (Kezar/19,000)–A–24 | 14 |

### 1948 (2–0)

| | | |
|---|---|---|
| 42 | L.A. Dons (Pasadena/58,207)–A–18 | 24 |
| 42 | Baltimore (Kezar/35,139)–A–22 | 14 |

### 1949 (2–0–1)

| | | |
|---|---|---|
| 28 | L.A. Dons (Los Angeles/81,272)–A–10 | 7 |
| 21 | Buffalo (Kezar/28,084)–A–14 | 0 |
| 21 | Cleveland (Cleveland/31,157)–A–19 | 21 |

### 1950 (1–4)

| | | |
|---|---|---|
| 12 | Washington (Kezar/51,201)–A–20 | 31 |
| 10 | Philadelphia (Kezar/17,000)–A–27 | 28 |
| 27 | Baltimore (Baltimore/6,000)–A–30 | 14 |
| 21 | Chicago Cards (Chicago/29,207)–S–1 | 28 |
| 10 | Pittsburgh (Pittsburgh/19,733)–S–10 | 13 |

### 1951 (4–1)

| | | |
|---|---|---|
| 45 | Washington (Kezar/27,280)–A–19 | 14 |
| 7 | Chicago Bears (Kezar/38,836)–A–26 | 24 |
| 24 | Pittsburgh (Syracuse/18,000)–S–8 | 7 |
| 20 | Green Bay (Minneapolis/19,021)–S–12 | 0 |
| 37 | Chicago Cards (Omaha/10,000)–S–23 | 17 |

### 1952 (7–0)

| | | |
|---|---|---|
| 79 | SF Broncos+ (Kezar/87,000)–A–10 | 0 |
| 35 | Washington (Kezar/35,234)–A–17 | 0 |
| 38 | Chicago Cards (Kezar/34,109)–A–24 | 14 |
| 17 | L.A. Rams (Los Angeles/67,799)–S–3 | 7 |
| 29 | Pittsburgh (Pittsburgh/21,759)–S–7 | 14 |
| 35 | Cleveland (Akron/30,199)–S13 | 31 |
| 76 | San Jose Packers+ (SJ/6,839)–S–19 | 0 |

### 1953 (3–3–1)

| | | |
|---|---|---|
| 42 | Fort Ord# (Sacramento/17,000)–A–15 | 7 |
| 7 | New York (Kezar/36,273)–A–23 | 20 |
| 7 | Washington (Kezar/25,784)–A–30 | 0 |
| 10 | L.A. Rams (Los Angeles/39,816)–S–3 | 35 |
| 31 | Philadelphia (San Antonio/15,378)–S–7 | 28 |
| 14 | Chicago Cards (Kezar/22,736)–S–13 | 14 |
| 21 | New York (New York/22,551)–S–17 | 28 |

### 1954 (7–0)

| | | |
|---|---|---|
| 42 | Fort Ord# (Kezar/19,779)–A–8 | 14 |
| 43 | New York (Kezar/29,296)–A–15 | 35 |
| 30 | Washington (Sacramento/23,389)–A–21 | 7 |
| 42 | Chicago Cards (Kezar/24,559)–A–29 | 7 |
| 38 | Cleveland (Kezar/46,877)–S–5 | 21 |
| 28 | L.A. Rams (Los Angeles/84,572)–S–10 | 27 |
| 37 | Pittsburgh (Tucson/16,000)–S–15 | 14 |

**# Service Team** **+ Semi Pro Team**

### 1955 (5–1)

| | | |
|---|---|---|
| 7 | Washington (Kezar/27,237)–A–7 | 6 |
| 60 | Pittsburgh (Sacramento/23,496)–A–13 | 14 |
| 17 | New York (Seattle/49,000)–A–20 | 28 |
| 17 | Cleveland (Kezar/41,604)–A–28 | 14 |
| 43 | Chicago Cards (Kezar/33,579)–S–4 | 7 |
| 31 | L.A. Rams (Los Angeles/65,633)–S–9 | 10 |

### 1956 (3–3)

| | | |
|---|---|---|
| 28 | Cleveland (Kezar/38,741)–A–19 | 17 |
| 20 | Washington (Kezar/27,812)–A–26 | 0 |
| 14 | Chicago Cards (Kezar/28,758)–S–2 | 13 |
| 14 | New York (Portland/28,448)–S–8 | 21 |
| 24 | L.A. Rams (Los Angeles/57,688)–S–14 | 33 |
| 14 | Philadelphia (Sacramento/20,989)–S–23 | 21 |

### 1957 (5–1)

| | | |
|---|---|---|
| 24 | New York (Kezar/33,673)–A–18 | 15 |
| 27 | Washington (Kezar/24,781)–A–25 | 21 |
| 21 | Cleveland (Kezar/32,840)–S–1 | 17 |
| 27 | Chicago Cards (Kezar/28,000)–S–7 | 21 |
| 27 | L.A. Rams (Los Angeles/75,172)–S–13 | 58 |
| 17 | Philadelphia (Kezar/21,817)–S–22 | 14 |

### 1958 (3–3)

| | | |
|---|---|---|
| 10 | New York (Kezar/25,657)–A–17 | 19 |
| 20 | Washington (Portland/25,442)–A–23 | 19 |
| 55 | Chicago Cards (Kezar/23,997)–A–31 | 31 |
| 21 | Cleveland (Kezar/31,339)–S–7 | 16 |
| 38 | L.A. Rams (Los Angeles/62,546)–S–12 | 40 |
| 28 | Philadelphia (Kezar/33,398)–S–21 | 31 |

### 1959 (2–4)

| | | |
|---|---|---|
| 27 | Washington (Kezar/21,201)–A–16 | 24 |
| 17 | Green Bay (Kezar/18,916)–A–23 | 24 |
| 17 | Cleveland (Kezar/24,737)–A–30 | 14 |
| 24 | Chicago Cards (Seattle/23,000)–S–5 | 27 |
| 14 | L.A. Rams (Los Angeles/59,552)–S–12 | 48 |
| 13 | New York (Salt Lake City/18,496)–S–19 | 17 |

### 1960 (3–3)

| | | |
|---|---|---|
| 16 | Dallas (Seattle/22,000)–A–6 | 10 |
| 31 | Washington (Kezar/13,163)–A–14 | 7 |
| 45 | Philadelphia (Kezar/17,667)–A–21 | 28 |
| 24 | Cleveland (Portland/25,898)–S–3 | 26 |
| 17 | L.A. Rams (Los Angeles/51,398)–S–9 | 28 |
| 17 | St. Louis (Kezar/13,021)–S–18 | 24 |

### 1961 (3–2)

| | | |
|---|---|---|
| 20 | New York (Portland/24,084)–A–12 | 21 |
| 24 | Cleveland (Kezar/38,759)–A–20 | 27 |
| 14 | Minnesota (Portland/27,044)–A–26 | 10 |
| 38 | L.A. Rams (Los Angeles/42,558)–S–1 | 20 |
| 24 | Dallas (Sacramento/22,130)–S–9 | 7 |

### 1962 (4–1)

| | | |
|---|---|---|
| 30 | Minnesota (Seattle/22,500)–A–11 | 24 |
| 42 | New York (Kezar/38,392)–A–19 | 10 |
| 27 | Cleveland (Portland/27,161)–A–25 | 34 |
| 26 | Dallas (Sacramento/20,000)–S–1 | 7 |
| 19 | L.A. Rams (Los Angeles/39,569)–S–8 | 3 |

### 1963 (0–5)

| | | |
|---|---|---|
| 28 | Minnesota (Portland/20,837)–A–10 | 43 |
| 22 | St. Louis (Salt Lake City/19,038)–A–16 | 24 |
| 7 | Cleveland (Kezar/28,335)–A–25 | 24 |
| 24 | Dallas (Bakersfield/9,927)–A–30 | 37 |
| 0 | L.A. Rams (Los Angeles/34,405)–S–7 | 17 |

### 1964 (1–4)

| | | |
|---|---|---|
| 26 | Cleveland (Kezar/34,405)–A–9 | 7 |
| 23 | Dallas (Portland/24,679)–A–15 | 34 |
| 21 | Minnesota (Salt Lake City/20,207)–A–22 | 24 |
| 14 | Pittsburgh (Omaha/15,666)–A–29 | 16 |
| 17 | L.A. Rams (Los Angeles/39,569)–S–5 | 21 |

### 1965 (2–2–1)

| | | |
|---|---|---|
| 21 | Cleveland (Kezar/22,000)–A–15 | 37 |
| 27 | Dallas (Portland/24,837)–A–21 | 7 |
| 17 | St. Louis (St. Louis/29,831)–A–27 | 17 |
| 23 | Pittsburgh (Providence/12,020)–S–4 | 9 |
| 14 | L.A. Rams (Los Angeles/29,510)–S–11 | 34 |

### 1966 (0–5)

| | | |
|---|---|---|
| 13 | Dallas (Kezar/28,899)–A–7 | 24 |
| 17 | Cleveland (Kezar/27,867)–A–14 | 28 |
| 17 | Pittsburgh (Portland/18,090)–A–20 | 34 |
| 17 | Atlanta (Columbia, S.C./21,780)–A–27 | 24 |
| 9 | L.A. Rams (Los Angeles/39,879)–S–3 | 29 |

### 1967 (2–3)

| | | |
|---|---|---|
| 42 | Cleveland (Kezar/27,482)–A–13 | 14 |
| 24 | Dallas (Kezar/31,212)–A–20 | 30 |
| 10 | New Orleans (Portland/23,348)–A–26 | 24 |
| 13 | Oakland (Oakland/53,254)–S–3 | 10 |
| 7 | L.A. Rams (Los Angeles/53,822)–S–9 | 34 |

### 1968 (1–5)

| | | |
|---|---|---|
| 18 | San Diego (San Diego/39,553)–A–3 | 30 |
| 14 | Dallas (Kezar/27,530)–A–11 | 16 |
| 17 | Cleveland (Kezar/26,801)–A–18 | 31 |
| 22 | Denver (Denver/22,254)–A–23 | 6 |
| 19 | Oakland (Kezar/57,593)–S–1 | 26 |
| 20 | L.A. Rams (Los Angeles/48,143)–S–6 | 21 |

### 1969 (0–6)

| | | |
|---|---|---|
| 19 | Cleveland (Seattle/32,219)–A–10 | 24 |
| 17 | Dallas (Kezar/33,894)–A–17 | 20 |
| 15 | Denver (Denver/33,161)–A–23 | 19 |
| 28 | Oakland (Oakland/52,122)–A–31 | 42 |
| 10 | St. Louis (Kezar/32,506)–S–7 | 21 |
| 28 | L.A. Rams (Anaheim/39,179)–S–13 | 31 |

### 1970 (1–4)

| | | |
|---|---|---|
| 14 | Cleveland (Tampa/41,851)–A–15 | 17 |
| 7 | Miami (Miami/52,812)–A–22 | 17 |
| 23 | Denver (Eugene/26,238)–A–29 | 7 |
| 17 | Oakland (Kezar/55,521)–S–6 | 31 |
| 14 | L.A. Rams (Los Angeles/55,430)–S–12 | 17 |

### 1971 (3–2–1)

| | | |
|---|---|---|
| 38 | Cleveland (Candlestick/40,000) **X**–A–8 | 24 |
| 17 | Miami (Miami/57,008)–A–13 | 17 |
| 28 | San Diego (Candlestick/40,000)–A–22 | 17 |
| 33 | Denver (Spokane/33,184)–A–28 | 17 |
| 28 | Oakland (Oakland/53,696)–S–4 | 34 |
| 20 | L.A. Rams (Los Angeles/55,607)–S–9 | 23 |

### 1972 (3–3)

| | | |
|---|---|---|
| 10 | New York Jets (Jacksonville/41,920)–A–5 | 17 |
| 20 | Cleveland (Candlestick/49,767)–A–13 | 13 |
| 16 | San Diego (San Diego/47,308)–A–19 | 17 |
| 24 | Denver (Candlestick/52,738)–A–27 | 27 |
| 34 | Oakland (Candlestick/59,265)–S–3 | 21 |
| 17 | L.A. Rams (Los Angeles/60,807)–S–8 | 14 |

### 1973 (4–3)

| | | |
|---|---|---|
| 20 | New England (Canton/19,685)–J–28 | 7 |
| 27 | Cleveland (Cleveland/65,707)–A–6 | 16 |
| 14 | New York Jets (Tampa/46,477)–A–11 | 34 |
| 19 | San Diego (Candlestick/54,977)–A–19 | 7 |
| 43 | Denver (Candlestick/54,271)–A–26 | 7 |
| 17 | Oakland (Oakland/53,612)–S–1 | 23 |
| 10 | L.A. Rams (Los Angeles/57,687)–S–7 | 38 |

### 1974 (0–6)

| | | |
|---|---|---|
| 6 | San Diego (San Diego/18,870)–A–3 | 20 |
| 20 | Cleveland (Cleveland/24,008)–A–12 | 21 |
| 3 | Denver (Candlestick/30,001)–A–18 | 10 |
| 7 | Kansas City (Kansas City/46,548)–A–24 | 26 |
| 19 | Oakland Raiders (Candlestick/52,538)–S–2 | 20 |
| 7 | L.A. Rams (Candlestick/49,603)–S–8 | 17 |

### 1975 (3–3)

| | | |
|---|---|---|
| 17 | Cleveland (Candlestick/45,560)–A–10 | 13 |
| 6 | L.A. Rams (Los Angeles/58,230)–A–16 | 10 |
| 7 | San Diego (San Diego/18,764)–A–21 | 20 |
| 21 | Oakland (Oakland/52,866)–A–30 | 40 |
| 44 | Denver (Candlestick/45,686)–S–7 | 10 |
| 24 | Green Bay (Green Bay/56,267)–S–13 | 3 |

### 1976 (4–2)

| | | |
|---|---|---|
| 27 | Seattle (Seattle/60,825)–A–1 | 20 |
| 17 | Denver (Candlestick/40,052)–A–8 | 7 |
| 21 | Kansas City (Candlestick/39,745)–A–15 | 13 |
| 17 | San Diego (Honolulu/36,364)–A–21 | 16 |
| 9 | Oakland (Candlestick/52,704)–A–29 | 14 |
| 3 | L.A. Rams (Los Angeles/55,256)–S–4 | 10 |

**X First 49ers pro football game in Candlestick Park: August 8, 1971**

### 1977 (1–5)

| | | |
|---|---|---|
| 24 | Seattle (Candlestick/38,024)–A–7 | 34 |
| 13 | San Diego (San Diego/26,620)–A–13 | 32 |
| 23 | L.A. Rams (Candlestick/44,898)–A–21 | 14 |
| 3 | Houston (Houston/36,538)–A–29 | 17 |
| 0 | Oakland (Oakland/53,442)–S–3 | 33 |
| 0 | Denver (Candlestick/36,441)–S–10 | 20 |

### 1978 (1–3)

| | | |
|---|---|---|
| 24 | Dallas (Dallas/63,736)–A–5 | 41 |
| 6 | Seattle (Candlestick/36,069)–A–12 | 20 |
| 14 | Oakland (Candlestick/58,658)–A–20 | 31 |
| 24 | Denver (Denver/73,559)–A–25 | 13 |

### 1979 (1–3)

| | | |
|---|---|---|
| 13 | San Diego (Candlestick/32,275)–A–4 | 10 |
| 10 | Oakland (Oakland/53,503)–A–11 | 41 |
| 0 | Denver (Candlestick/34,133)–A–18 | 21 |
| 20 | Seattle (Seattle/59,941)–A–24 | 55 |

### 1980 (3–1)

| | | |
|---|---|---|
| 33 | Oakland (Candlestick/55,585)–A–9 | 14 |
| 17 | San Diego (San Diego/48,836)–A–16 | 14 |
| 7 | Seattle (Candlestick/41,841)–A–23 | 10 |
| 31 | Kansas City (Tucson/27,000)–A–30 | 21 |

### 1981 (2–2)

| | | |
|---|---|---|
| 27 | Seattle (Seattle/56,958)–A–5 (OT)–24 | |
| 28 | San Diego (Candlestick/41,667)–A–15 | 31 |
| 24 | Seattle (Candlestick/37,563)–A–22 | 17 |
| 7 | Oakland (Oakland/51,192)–A–29 | 21 |

### 1982 (2–2)

| | | |
|---|---|---|
| 14 | L.A. Raiders (Candlestick/61,065)–A–14 | 17 |
| 16 | St. Louis (Candlestick/51,931)–A–21 | 13 |
| 9 | San Diego (San Diego/48,697)–A–28 | 23 |
| 17 | Seattle (Seattle/57,839)–S–3 | 13 |

### 1983 (1–3)

| | | |
|---|---|---|
| 23 | L.A. Raiders (LA/41,337)–A–6 (OT)–26 | |
| 17 | New England (Candlestick/50,043)–A–14 | 15 |
| 7 | San Diego (San Diego/43,939)–A–20 | 24 |
| 6 | Seattle (Candlestick/47,074)–A–27 | 20 |

### 1984 (2–2)

| | | |
|---|---|---|
| 13 | L.A. Raiders (Candlestick/61,361)–A–4 | 10 |
| 20 | Denver (Denver/70,211)–A–11 | 21 |
| 15 | San Diego (San Diego/58,356)–A–18 | 35 |
| 17 | Seattle (Candlestick/49,219)–A–24 | 7 |

### 1985 (3–1)

| | | |
|---|---|---|
| 28 | L.A. Raiders (Los Angeles/54,990)–A–10 | 21 |
| 13 | Denver (Candlestick/55,425)–A–19 | 20 |
| 25 | San Diego (Candlestick/50,569)–A–24 | 10 |
| 23 | Seattle (Seattle/60,403)–A–30 | 21 |

### 1986 (2–2)

| | | |
|---|---|---|
| 32 | L.A. Raiders (Candlestick/61,834)–A–10 | 0 |
| 17 | L.A. Rams (Anaheim/49,146)–A–18 | 31 |
| 9 | Denver (Denver/73,592)–A–23 | 14 |
| 21 | Seattle (Candlestick/52,419)–A29 | 10 |

### 1987 (3–2)

| | | |
|---|---|---|
| 20 | Kansas City (Canton/23,826)–A–8 | 7 |
| 42 | L.A. Raiders (Los Angeles/53,838)–A–15 | 16 |
| 3 | Dallas (Candlestick/57,598)–A–22 | 13 |
| 17 | San Diego (Candlestick/52,733)–A–27 | 3 |
| 10 | Seattle (Seattle/59,653)–S–4 | 34 |

### 1988 (3–2)

| | | |
|---|---|---|
| 21 | Miami (London, England/70,535)–J–31 | 27 |
| 24 | L.A. Raiders (Candlestick/64,457)–A–6 | 10 |
| 24 | Denver (Denver/75,067)–A–13 | 34 |
| 34 | San Diego (San Diego/39,044)–A–20 | 27 |
| 27 | Seattle (Candlestick/53,357)–A–26 | 21 |

### 1989 (3–2)

| | | |
|---|---|---|
| 13 | L.A. Rams (Tokyo/43,896)–A–6 (OT)–16 | |
| 37 | L.A. Raiders (Los Angeles/36,739)–A–12 | 7 |
| 35 | Denver (Candlestick/58,641)–A–19 | 17 |
| 17 | San Diego (Candlestick/54,471)–A–23 | 14 |
| 17 | Seattle (Seattle/58,641)–S–1 | 28 |

### 1990 (1–3)

| | | |
|---|---|---|
| 13 | L.A. Raiders (Candlestick/59,677)–A–11 | 23 |
| 27 | Denver (Denver/74,164)–A–20 | 24 |
| 28 | San Diego (San Diego/49,289)–A–25 | 29 |
| 10 | Seattle (Candlestick/54,269)–A–31 | 30 |

### 1991 (5–0)

| | | |
|---|---|---|
| 24 | L.A. Raiders (Los Angeles/45,365)–J–27 | 17 |
| 21 | Chicago (Berlin, Germany/66,876)–A–3 | 7 |
| 24 | Denver (Candlestick/54,170)–A–7 | 6 |
| 24 | San Diego (Candlestick/53,453)–A–19 | 13 |
| 28 | Seattle (Seattle/54,111)–A–23 | 16 |

### 1992 (5–0)

| | | |
|---|---|---|
| 13 | Denver (Candlestick/50,435)–A–3 | 7 |
| 24 | L.A. Raiders (Candlestick/49,068)–A–8 | 10 |
| 17 | Washington (London/61,722)–A–16 | 15 |
| 20 | San Diego (San Diego/40,921)–A–21 | 14 |
| 24 | Seattle (Candlestick/52,822)–A–28 | 17 |

### 1993 (4–1)

| | | |
|---|---|---|
| 21 | Pittsburgh (Barcelona/45,330)–A–1 | 14 |
| 27 | L.A. Raiders (Stanford/68,011)–A–8 | 0 |
| 16 | Denver (Denver/71,921)–A–16 | 13 |
| 0 | Seattle (Seattle/51,086)–A–21 | 30 |
| 30 | San Diego (Candlestick/53,649)–A–28 | 14 |

**1994 (3–1)**

| | | |
|---|---|---|
| 7 | Arizona (Arizona/68,288)–A–5 | 17 |
| 20 | Denver (Candlestick/52,429)–A–12 | 3 |
| 30 | San Diego (San Diego/45,674)–A–18 | 24 |
| 13 | Seattle (Candlestick/54,004)–A–26 | 9 |

**1995 (3–2)**

| | | |
|---|---|---|
| 7 | Denver (Denver/71,182)–J–29 | 9 |
| 10 | Denver (Tokyo, Japan/45,000)–A–6 | 24 |
| 17 | San Diego (San Diego/58,233)–A–13 | 6 |
| 17 | Carolina (3Com/51,185)–A–19 | 10 |
| 17 | Seattle (3Com/53,280)–A–26 | 7 |

**1996 (1–3)**

| | | |
|---|---|---|
| 17 | Denver (3Com/48,577)–A–3 | 20 |
| 16 | San Diego (3Com/49,846)–A–10 (OT)–13 | |
| 10 | Jacksonville (Jacksonville/67,858)–A–18 | 38 |
| 3 | Seattle (Seattle/38,144)–A–23 | 20 |

**1997 (1–3)**

| | | |
|---|---|---|
| 13 | San Diego (San Diego/62,542)–A–2 | 20 |
| 21 | Seattle (3Com/50,153)–A–9 | 17 |
| 20 | Jacksonville (3Com/50,346)–A–18 | 28 |
| 17 | Denver (Denver/69,874)–A–23 | 31 |

**1998 (2–3)**

| | | |
|---|---|---|
| 14 | New England (3Com/46,374)–A–2 | 13 |
| 21 | San Diego (San Diego/55,723)–A–8 | 27 |
| 24 | Seattle (Vancouver, BC/45,202)–A–15* | 21 |
| 20 | Miami (3Com/53,214)–A–23 | 21 |
| 20 | Seattle (Seattle/57,014)–A–28 | 21 |

**American Bowl at Vancouver, B.C.*

**1999 (3–1)**

| | | |
|---|---|---|
| 31 | San Diego (3Com/65,898)–A–12 | 24 |
| 24 | Seattle (3Com/66,193)–A–19 | 23 |
| 16 | Oakland (Oakland/61,901)–A–30 | 8 |
| 3 | Denver (Denver/68,421)–S–3 | 34 |

**2000 (1–4)**

| | | |
|---|---|---|
| 0 | New England (Canton/22,840)–J–31* | 20 |
| 20 | San Diego (3Com/64,243)–A–5 | 23 |
| 33 | Kansas City (Kansas City/76,682)–A–13 | 10 |
| 21 | Seattle (Seattle/68,579)–A–19 | 25 |
| 24 | Denver (3Com/65,016)–A–25 | 28 |

**Hall of Fame Game at Canton, OH*

**2001 (1–3)**

| | | |
|---|---|---|
| 24 | San Diego (San Diego/45,155)–A–11 | 25 |
| 20 | Oakland (3Com/67,817)–A–19 | 17 |
| 18 | Seattle (3Com/63,887)–A–25 | 28 |
| 7 | Denver (Denver/73,855)–A–31 | 35 |

**2002 (2–3)**

| | | |
|---|---|---|
| 7 | Washington (Osaka/26,119)–A–3* | 38 |
| 14 | Kansas City (3Com/63,111)–A–10 (OT)–17 | |
| 12 | Denver (Denver/73,071)–A–19 | 7 |
| 10 | Oakland (Oakland/40,120)–A–24 | 17 |
| 27 | San Diego (3Com/62,980)–A–28 | 3 |

**American Bowl in Osaka, Japan*

**2003 (3–1)**

| | | |
|---|---|---|
| 24 | at Kansas City (Kansas City/73,830)–A–9 | 6 |
| 14 | Oakland (3Com/65,856)–A–14 | 10 |
| 27 | New Orleans (3Com/63,153)–A–23 | 12 |
| 3 | at San Diego (San Diego/49,676)–A–29 | 24 |

**2004 (0–4)**

| | | |
|---|---|---|
| 30 | Oakland (Monster Park/63,854)–A–14 | 33 |
| 13 | at Chicago (Chicago/61,760)–A–21 | 20 |
| 10 | at Minnesota (Minnesota/63,960)–A–27 | 23 |
| 15 | San Diego (Monster Park/60,034)–S–2 | 31 |

**2005 (2–2)**

| | | |
|---|---|---|
| 21 | Oakland (Monster Park/61,446)–A–13 | 13 |
| 21 | at Denver (Denver/70,794)–A–20 | 26 |
| 16 | Tennessee (Monster Park/56,856)–A–26 | 13 |
| 24 | at San Diego (San Diego/49,817)–S–1 | 2 8 |

**2006 (2–2)**

| | | |
|---|---|---|
| 28 | Chicago (Monster Park/67,572)–A–11 | 14 |
| 7 | at Oakland (Oakland/47,849)–A–20 | 23 |
| 7 | at Dallas (Dallas/61,295)–A–26 | 17 |
| 23 | San Diego (Monster Park/66,946)–S–1 | 14 |

**2007 (1–3)**

| | | |
|---|---|---|
| 13 | Denver (Monster Park/66,764)–A–13 | 17 |
| 26 | Oakland (Monster Park/68,107)–A–18 | 21 |
| 28 | at Chicago (Chicago/61,807)–A–25 | 31 |
| 13 | at San Diego (San Diego/56,172)–A–30 | 16 |

**2008 (2–2)**

| | | |
|---|---|---|
| 6 | at Oakland (Oakland/52,609)–A–8 | 18 |
| 34 | Green Bay (Candlestick/67,230)–A–16 | 6 |
| 37 | at Chicago (Chicago/61,051)–A–21 | 30 |
| 17 | San Diego (Candlestick/67,133)–A–29 | 20 |

**2009 (3–1)**

| | | |
|---|---|---|
| 17 | Denver (Candlestick/61,533)–A–14 | 16 |
| 21 | Oakland (Candlestick/61,907)–A–22 | 20 |
| 20 | at Dallas (Arlington/72,171)–A–29 | 13 |
| 7 | at San Diego (San Diego/59,049)–S–4 | 26 |

**2010 (4–0)**

| | | |
|---|---|---|
| 37 | at Indianapolis (Indianapolis/65,644)–A–15 | 17 |
| 15 | Minnesota (Candlestick/69,732)–A–22 | 10 |
| 28 | at Oakland (Oakland/42,248)–A–28 | 24 |
| 17 | San Diego (Candlestick/69,732)–S–2 | 14 |

**2011 (2–2)**

| | | |
|---|---|---|
| 3 | at New Orleans (New Orleans/72,578)–A–12 | 24 |
| 17 | Oakland (Candlestick/69,732)–A–20 | 3 |
| 7 | Houston (Candlestick/69,732)–A–27 | 30 |
| 20 | at San Diego (San Diego/54,082)–S–1 | 17 |

**2012 (3–1)**

| | | |
|---|---|---|
| 17 | Minnesota (Candlestick/69,732)–A–10 | 6 |
| 9 | at Houston (Houston/71,196)–A–18 | 20 |
| 29 | at Denver (Denver/75,122)–A–26 | 24 |
| 35 | San Diego (Candlestick/69,732)–A–30 | 3 |

**2013 (3–1)**

| | | |
|---|---|---|
| 6 | Denver (Candlestick/69,732)–A–8 | 10 |
| 15 | at Kansas City (Kansas City/64,434)–A–16 | 13 |
| 34 | Minnesota (Candlestick/69,732)–A–25 | 14 |
| 41 | at San Diego (San Diego/55,386)–A–29 | 6 |

**2014 (2–2)**

| | | |
|---|---|---|
| 3 | at Baltimore (Baltimore/70,529)–A–7 | 23 |
| 0 | Denver (Levi's Stadium/68,426) **X**–A–17 | 34 |
| 21 | San Diego (Levi's Stadium/68,011)–A–24 | 7 |
| 40 | at Houston (Houston/71,408)–A–28 | 13 |

**2015 (2–2)**

| | | |
|---|---|---|
| 10 | at Houston (Houston/71,403)–A–15 | 23 |
| 23 | Dallas (Levi's Stadium/70,178)–A–23 | 6 |
| 12 | at Denver (Denver/76,149)–A–29 | 19 |
| 14 | San Diego (Levi's Stadium/70,178)–S–3 | 12 |

**2016 (2–2)**

| | | |
|---|---|---|
| 13 | Houston (Levi's Stadium/70,178)–A–14 | 24 |
| 31 | at Denver (Denver/75,422)–A–20 | 24 |
| 10 | Green Bay (Levi's Stadium/70,178)–A–26 | 21 |
| 31 | at San Diego (San Diego/47,407)–S–1 | 21 |

**2017(2–2)**

| | | |
|---|---|---|
| 27 | at Kansas City (Kansas City/66,706)–A–11 | 17 |
| 14 | Denver (Levi's Stadium/62,283)–A–19 | 33 |
| 31 | at Minnesota (Minnesota/70,178)–A–27 | 32 |
| 23 | LA Chargers (Levi's Stadium/63,671)–A–31 | 13 |

**X First 49ers pro football game in Levi's Stadium: August 17, 2014**

# HOME/AWAY RECORDS

| HOME RECORD | | | | | ROAD RECORD | | | | |
|---|---|---|---|---|---|---|---|---|---|
| YEAR | W | L | T | PCT | YEAR | W | L | T | PCT |
| 1946 | 5 | 2 | 0 | .714 | 1946 | 4 | 3 | 0 | .571 |
| 1947 | 4 | 2 | 1 | .642 | 1947 | 4 | 2 | 1 | .642 |
| 1948 | 6 | 1 | 0 | .857 | 1948 | 6 | 1 | 0 | .857 |
| 1949 | 6 | 0 | 0 | 1.000 | 1949 | 3 | 3 | 0 | .500 |
| 1950 | 3 | 3 | 0 | .500 | 1950 | 0 | 6 | 0 | .000 |
| 1951 | 5 | 1 | 0 | .833 | 1951 | 2 | 3 | 1 | .416 |
| 1952 | 3 | 3 | 0 | .500 | 1952 | 4 | 2 | 0 | .666 |
| 1953 | 5 | 1 | 0 | .833 | 1953 | 4 | 2 | 0 | .666 |
| 1954 | 4 | 2 | 0 | .666 | 1954 | 3 | 2 | 1 | .583 |
| 1955 | 2 | 4 | 0 | .333 | 1955 | 2 | 4 | 0 | .333 |
| 1956 | 3 | 3 | 0 | .500 | 1956 | 2 | 3 | 1 | .416 |
| 1957 | 5 | 1 | 0 | .833 | 1957 | 3 | 3 | 0 | .500 |
| 1958 | 4 | 2 | 0 | .666 | 1958 | 2 | 4 | 0 | .333 |
| 1959 | 4 | 2 | 0 | .666 | 1959 | 3 | 3 | 0 | .500 |
| 1960 | 3 | 3 | 0 | .500 | 1960 | 4 | 2 | 0 | .666 |
| 1961 | 5 | 1 | 1 | .785 | 1961 | 2 | 5 | 0 | .285 |
| 1962 | 1 | 6 | 0 | .142 | 1962 | 5 | 2 | 0 | .714 |
| 1963 | 2 | 5 | 0 | .285 | 1963 | 0 | 7 | 0 | .000 |
| 1964 | 3 | 4 | 0 | .428 | 1964 | 1 | 6 | 0 | .142 |
| 1965 | 4 | 2 | 1 | .642 | 1965 | 3 | 4 | 0 | .428 |
| 1966 | 4 | 2 | 1 | .642 | 1966 | 2 | 4 | 1 | .357 |
| 1967 | 3 | 4 | 0 | .428 | 1967 | 4 | 3 | 0 | .571 |
| 1968 | 3 | 3 | 1 | .500 | 1968 | 4 | 3 | 0 | .571 |
| 1969 | 3 | 3 | 1 | .500 | 1969 | 1 | 5 | 1 | .214 |
| 1970 | 5 | 1 | 1 | .785 | 1970 | 5 | 2 | 0 | .714 |
| 1971 | 4 | 3 | 0 | .571 | 1971 | 5 | 2 | 0 | .714 |
| 1972 | 4 | 2 | 1 | .642 | 1972 | 4 | 3 | 0 | .571 |
| 1973 | 3 | 4 | 0 | .428 | 1973 | 2 | 5 | 0 | .285 |
| 1974 | 3 | 4 | 0 | .428 | 1974 | 3 | 4 | 0 | .428 |
| 1975 | 2 | 5 | 0 | .285 | 1975 | 3 | 4 | 0 | .428 |
| 1976 | 4 | 3 | 0 | .571 | 1976 | 4 | 3 | 0 | .571 |
| 1977 | 3 | 4 | 0 | .428 | 1977 | 2 | 5 | 0 | .285 |
| 1978 | 2 | 6 | 0 | .125 | 1978 | 0 | 8 | 0 | .000 |
| 1979 | 2 | 6 | 0 | .125 | 1979 | 0 | 8 | 0 | .000 |
| 1980 | 4 | 4 | 0 | .500 | 1980 | 2 | 6 | 0 | .250 |
| 1981 | 7 | 1 | 0 | .875 | 1981 | 6 | 2 | 0 | .750 |
| 1982 | 0 | 5 | 0 | .000 | 1982 | 3 | 1 | 0 | .750 |
| 1983 | 4 | 4 | 0 | .500 | 1983 | 6 | 2 | 0 | .750 |
| 1984 | 7 | 1 | 0 | .875 | 1984 | 8 | 0 | 0 | 1.000 |
| 1985 | 5 | 3 | 0 | .625 | 1985 | 5 | 3 | 0 | .625 |
| 1986 | 6 | 2 | 0 | .750 | 1986 | 4 | 3 | 1 | .562 |
| 1987 | 6 | 1 | 0 | .857 | 1987 | 7 | 1 | 0 | .875 |
| 1988 | 4 | 4 | 0 | .500 | 1988 | 6 | 2 | 0 | .750 |
| 1989 | 6 | 2 | 0 | .750 | 1989 | 8 | 0 | 0 | 1.000 |
| 1990 | 6 | 2 | 0 | .750 | 1990 | 8 | 0 | 0 | 1.000 |
| 1991 | 7 | 1 | 0 | .875 | 1991 | 3 | 5 | 0 | .375 |
| 1992 | 7 | 1 | 0 | .875 | 1992 | 7 | 1 | 0 | .875 |
| 1993 | 6 | 2 | 0 | .750 | 1993 | 4 | 4 | 0 | .500 |
| 1994 | 7 | 1 | 0 | .875 | 1994 | 6 | 2 | 0 | .750 |
| 1995 | 6 | 2 | 0 | .750 | 1995 | 5 | 3 | 0 | .625 |
| 1996 | 6 | 2 | 0 | .750 | 1996 | 6 | 2 | 0 | .750 |
| 1997 | 8 | 0 | 0 | 1.000 | 1997 | 5 | 3 | 0 | .625 |
| 1998 | 8 | 0 | 0 | 1.000 | 1998 | 4 | 4 | 0 | .500 |
| 1999 | 3 | 5 | 0 | .375 | 1999 | 1 | 7 | 0 | .125 |
| 2000 | 4 | 4 | 0 | .500 | 2000 | 2 | 6 | 0 | .250 |
| 2001 | 7 | 1 | 0 | .875 | 2001 | 5 | 3 | 0 | .625 |
| 2002 | 5 | 3 | 0 | .625 | 2002 | 5 | 3 | 0 | .625 |
| 2003 | 6 | 2 | 0 | .750 | 2003 | 1 | 7 | 0 | .125 |
| 2004 | 1 | 7 | 0 | .125 | 2004 | 1 | 7 | 0 | .125 |
| 2005 | 3 | 5 | 0 | .375 | 2005 | 1 | 7 | 0 | .125 |
| 2006 | 4 | 4 | 0 | .500 | 2006 | 3 | 5 | 0 | .375 |
| 2007 | 3 | 5 | 0 | .375 | 2007 | 2 | 6 | 0 | .250 |
| 2008 | 4 | 4 | 0 | .500 | 2008 | 3 | 5 | 0 | .375 |
| 2009 | 6 | 2 | 0 | .750 | 2009 | 2 | 6 | 0 | .250 |
| 2010 | 5 | 3 | 0 | .625 | 2010 | 1 | 7 | 0 | .125 |
| 2011 | 7 | 1 | 0 | .875 | 2011 | 6 | 2 | 0 | .750 |
| 2012 | 6 | 1 | 1 | .813 | 2012 | 5 | 3 | 0 | .625 |
| 2013 | 6 | 2 | 0 | .750 | 2013 | 6 | 2 | 0 | .750 |
| 2014 | 4 | 4 | 0 | .500 | 2014 | 4 | 4 | 0 | .500 |
| 2015 | 4 | 4 | 0 | .500 | 2015 | 1 | 7 | 0 | .125 |
| 2016 | 1 | 7 | 0 | .125 | 2016 | 1 | 7 | 0 | .125 |
| 2017 | 3 | 5 | 0 | .375 | 2017 | 3 | 5 | 0 | .375 |
| **TOTALS** | **314** | **205** | **9** | **.603** | | **252** | **269** | **7** | **.484** |

# NFC WEST STANDINGS - 1970-2017

| 1970 | |
|---|---|
| * San Francisco | 10–3–1 |
| Los Angeles Rams | 9–4–1 |
| Atlanta | 4–8–2 |
| New Orleans | 2–11–1 |

| 1971 | |
|---|---|
| * San Francisco | 9–5 |
| Los Angeles Rams | 8–5–1 |
| Atlanta | 7–6–1 |
| New Orleans | 4–8–2 |

| 1972 | |
|---|---|
| * San Francisco | 8–5–1 |
| Atlanta | 7–7 |
| Los Angeles Rams | 6–7–1 |
| New Orleans | 2–11–1 |

| 1973 | |
|---|---|
| * Los Angeles Rams | 12–2 |
| Atlanta | 9–5 |
| New Orleans | 5–9 |
| San Francisco | 5–9 |

| 1974 | |
|---|---|
| * Los Angeles Rams | 10–4 |
| San Francisco | 6–8 |
| New Orleans | 5–9 |
| Atlanta | 3–11 |

| 1975 | |
|---|---|
| * Los Angeles Rams | 12–2 |
| San Francisco | 5–9 |
| Atlanta | 4–10 |
| New Orleans | 2–12 |

| 1976 | |
|---|---|
| * Los Angeles Rams | 10–3–1 |
| San Francisco | 8–6 |
| New Orleans | 4–10 |
| Atlanta | 4–10 |
| Seattle | 2–12 |

| 1977 | |
|---|---|
| * Los Angeles Rams | 10–4 |
| Atlanta | 7–7 |
| San Francisco | 5–9 |
| New Orleans | 3–11 |

| 1978 | |
|---|---|
| * Los Angeles Rams | 12–4 |
| * Atlanta | 9–7 |
| New Orleans | 7–9 |
| San Francisco | 2–14 |

| 1979 | |
|---|---|
| * Los Angeles Rams | 9–7 |
| New Orleans | 8–8 |
| Atlanta | 6–10 |
| San Francisco | 2–14 |

| 1980 | |
|---|---|
| * Atlanta | 12–4 |
| * Los Angeles Rams | 11–5 |
| San Francisco | 6–10 |
| New Orleans | 1–15 |

| 1981 | |
|---|---|
| * San Francisco | 13–3 |
| Atlanta | 7–9 |
| Los Angeles Rams | 6–10 |
| New Orleans | 4–12 |

| 1982 | |
|---|---|
| * Atlanta | 5–4 |
| New Orleans | 4–5 |
| San Francisco | 3–6 |
| Los Angeles Rams | 2–7 |

| 1983 | |
|---|---|
| * San Francisco | 10–6 |
| * Los Angeles Rams | 9–7 |
| New Orleans | 8–8 |
| Atlanta | 7–9 |

| 1984 | |
|---|---|
| * San Francisco | 15–1 |
| * Los Angeles Rams | 10–6 |
| New Orleans | 7–9 |
| Atlanta | 4–12 |

| 1985 | |
|---|---|
| * Los Angeles Rams | 11–5 |
| * San Francisco | 10–6 |
| New Orleans | 5–11 |
| Atlanta | 4–12 |

| 1986 | |
|---|---|
| * San Francisco | 10–5–1 |
| * Los Angeles Rams | 10–6 |
| Atlanta | 7–8–1 |
| New Orleans | 7–9 |

| 1987 | |
|---|---|
| * San Francisco | 13–2 |
| * New Orleans | 12–3 |
| Los Angeles | 6–9 |
| Atlanta | 3–12 |

| 1988 | |
|---|---|
| * San Francisco | 10–6 |
| * Los Angeles Rams | 10–6 |
| New Orleans | 10–6 |
| Atlanta | 5–11 |

| 1989 | |
|---|---|
| * San Francisco | 14–2 |
| * Los Angeles Rams | 11–5 |
| New Orleans | 9–7 |
| Atlanta | 3–13 |

| 1990 | |
|---|---|
| * San Francisco | 14–2 |
| * New Orleans | 8–8 |
| Los Angeles Rams | 5–11 |
| Atlanta | 5–11 |

| 1991 | |
|---|---|
| * New Orleans | 11–5 |
| * Atlanta | 10–6 |
| San Francisco | 10–6 |
| Los Angeles Rams | 3–13 |

| 1992 | |
|---|---|
| * San Francisco | 14–2 |
| * New Orleans | 12–4 |
| Atlanta | 6–10 |
| Los Angeles Rams | 6–10 |

| 1993 | |
|---|---|
| * San Francisco | 10–6 |
| New Orleans | 8–8 |
| Atlanta | 6–10 |
| Los Angeles Rams | 5–11 |

| 1994 | |
|---|---|
| * San Francisco | 13–3 |
| New Orleans | 7–9 |
| Atlanta | 7–9 |
| Los Angeles Rams | 4–12 |

| 1995 | |
|---|---|
| * San Francisco | 11–5 |
| * Atlanta | 9–7 |
| St. Louis | 7–9 |
| Carolina | 7–9 |
| New Orleans | 7–9 |

| 1996 | |
|---|---|
| * Carolina | 12–4 |
| * San Francisco | 12–4 |
| St. Louis | 6–10 |
| Atlanta | 3–13 |
| New Orleans | 3–13 |

| 1997 | |
|---|---|
| * San Francisco | 13–3 |
| Atlanta | 7–9 |
| Carolina | 7–9 |
| New Orleans | 6–10 |
| St. Louis | 5–11 |

| 1998 | |
|---|---|
| * Atlanta | 14–2 |
| * San Francisco | 12–4 |
| New Orleans | 6–10 |
| Carolina | 4–12 |
| St. Louis | 4–12 |

| 1999 | |
|---|---|
| * St. Louis | 13–3 |
| Carolina | 8–8 |
| Atlanta | 5–11 |
| San Francisco | 4–12 |
| New Orleans | 3–13 |

| 2000 | |
|---|---|
| * St. Louis | 10–6 |
| * New Orleans | 10–6 |
| Carolina | 7–9 |
| San Francisco | 6–10 |
| Atlanta | 4–12 |

| 2001 | |
|---|---|
| * St. Louis | 14–2 |
| * San Francisco | 12–4 |
| New Orleans | 7–9 |
| Atlanta | 7–9 |
| Carolina | 1–15 |

| 2002 | |
|---|---|
| * San Francisco | 10–6 |
| St. Louis | 7–9 |
| Seattle | 7–9 |
| Arizona | 5–11 |

| 2003 | |
|---|---|
| * St. Louis | 12–4 |
| * Seattle | 10–6 |
| San Francisco | 7–9 |
| Arizona | 4–12 |

| 2004 | |
|---|---|
| * Seattle | 9–7 |
| * St. Louis | 8–8 |
| Arizona | 6–10 |
| San Francisco | 2–14 |

| 2005 | |
|---|---|
| * Seattle | 13–3 |
| St. Louis | 6–10 |
| Arizona | 5–11 |
| San Francisco | 4–12 |

| 2006 | |
|---|---|
| * Seattle | 9–7 |
| St. Louis | 8–8 |
| San Francisco | 7–9 |
| Arizona | 5–11 |

| 2007 | |
|---|---|
| * Seattle | 10–6 |
| Arizona | 8–8 |
| San Francisco | 5–11 |
| St. Louis | 3–13 |

| 2008 | |
|---|---|
| * Arizona | 9–7 |
| San Francisco | 7–9 |
| Seattle | 4–12 |
| St. Louis | 2–14 |

| 2009 | |
|---|---|
| * Arizona | 10–6 |
| San Francisco | 8–8 |
| Seattle | 5–11 |
| St. Louis | 1–15 |

| 2010 | |
|---|---|
| * Seattle | 7–9 |
| St. Louis | 7–9 |
| San Francisco | 6–10 |
| Arizona | 5–11 |

| 2011 | |
|---|---|
| * San Francisco | 13–3 |
| Arizona | 8–8 |
| Seattle | 7–9 |
| St. Louis | 2–14 |

| 2012 | |
|---|---|
| * San Francisco | 11–4–1 |
| * Seattle | 11–5 |
| St. Louis | 7–8–1 |
| Arizona | 5–11 |

| 2013 | |
|---|---|
| * Seattle | 13–3 |
| * San Francisco | 12–4 |
| Arizona | 10–6 |
| St. Louis | 7–9 |

| 2014 | |
|---|---|
| * Seattle | 12–4 |
| * Arizona | 11–5 |
| San Francisco | 8–8 |
| St. Louis | 6–10 |

| 2015 | |
|---|---|
| * Arizona | 13–3 |
| * Seattle | 10–6 |
| St. Louis | 7–9 |
| San Francisco | 5–11 |

| 2016 | |
|---|---|
| * Seattle | 10–5–1 |
| Arizona | 7–8–1 |
| Los Angeles Rams | 4–12 |
| San Francisco | 2–14 |

| 2017 | |
|---|---|
| * Los Angeles Rams | 11–5 |
| Seattle | 9–7 |
| Arizona | 8–8 |
| San Francisco | 6–10 |

** Playoff Team*

# SAN FRANCISCO 49ERS FOUNDER
## ANTHONY J. (TONY) MORABITO (1910-1957)

Tony Morabito dedicated his life to bringing an idea to fruition that others thought preposterous – the membership of the West Coast, in general, and San Francisco, in particular, in a nation–wide professional football league.

Morabito was the sports pioneer of the West, bringing San Francisco its first major league professional team, the San Francisco 49ers, in a professional sports business that was dominated by the East Coast. Before World War II, Morabito was convinced the San Francisco Bay Area was ready for a franchise in the National Football League. The Bay Area was a mecca for college football. Fans came in droves to Kezar Stadium to see the Wonder Teams of California–Berkeley and the Wow Boys of Stanford, led by Frankie Albert. St. Mary's, Santa Clara and the University of San Francisco were also area powerhouses that regularly defeated the University of Washington and Southern California inside the walls of Kezar.

Morabito saw the rise of football in the area and presented a case to birth a professional football team in 1942 to National Football League officials, but he was quickly ushered out of the meeting room with firm politeness. In the spring of 1944, he took another crack, filing an application for an expansion team in the NFL. Morabito and some of his business associates went to Chicago to present their plan in front of League Commissioner, Elmer Layden. The NFL had no teams west of Chicago, and had no plans of changing their geographical structure. Morabito was again shunned.

He was then put in touch with Arch Ward, sports editor of The Chicago Tribune who was trying to organize a rival league, the All–America Football Conference. Morabito told Ward to count him in.

The new league's first meeting was held on June 6, 1944 in St. Louis, D–Day in Europe. Morabito agreed to form a San Francisco franchise in a league that would not begin operations until the end of the war.

It was the right time, and Morabito knew it.

A native of San Francisco, Morabito learned the game of football on vacant lots in the North Beach sector and had some success later as a halfback at St. Ignatius High School. He went on to play for the University of Santa Clara as a freshman in 1927 but his playing career was ended shortly after by a shoulder injury. He received his diploma in 1931 at the height of the Great Depression. He got a job driving a truck for $80 a month while his father, an immigrant from Italy, had built up a flourishing ship's service business on the San Francisco waterfront, only to see it fold in the wake of the depression years.

As the country's economic state began to improve, so did Morabito's. By 1940, when he was 30 years old, he became a success in the lumber carrier business. The army turned him down for duty in 1942 because of partial deafness, which later forced him to wear a hearing aid.

By 1946, the San Francisco 49ers first year of operation, the Bay Area was in the middle of a postwar economic surge. Morabito's lumber yard was in huge demand as houses were springing up to shelter the fast–growing population that was migrating to California.

Morabito owned the new All–America Football Conference franchise with his partners in the Lumber Terminals of San Francisco – Allen E. Sorrell and E.J. Turre – and his younger brother, Victor.

Sorell suggested the team be named "49ers" after the voyagers who had rushed the West for gold. It is the only name the team has ever been affiliated with and San Francisco is the only city in which it has resided. The original team logo depicted San Francisco's wild beginnings. It was a goldminer in boots and a lumberjack shirt, firing a pair of pistols. One shot just missed the miner's head, while the other missed his foot. The logo was taken from a design seen on the side of railway freight cars.

**49ers Founder, Tony Morabito**

With a charter, name and logo, the group recruited Lawrence "Buck" Shaw, Santa Clara's famous "Silver Fox," as the 49ers first head coach. The organization spent $250,000 to get structured before the team even took their first snap. Morabito's approach was considered "first class," by most, and a financial risk by many.

But Morabito charged on, hand–picking an inaugural roster comprised of 32 players including Frankie Albert, Norm Standlee and Bruno Banducci, all from Stanford, and stars from Santa Clara, including Alyn Beals, an end who scored 46 pro touchdowns in four years. Other known players on the roster were Len Eshmont, Johnny "Johnny Strike" Strzykalski and Joe "The Toe" Ventrano.

**Tony Morabito's widow, Josephine (left), and Victor Morabito's widow, Jane (right), kept control of the 49ers after their hus–bands' passing along with team presi–dent Lou Spadia (middle).**

Morabito watched as his 49ers played their first game on August 24, 1946, a 17–7 exhibition win over the Los Angeles Dons at Balboa Park in San Diego. The 49ers first home game was played at Kezar Stadium on September 1, 1946, a 34–14 exhibition win over the Chicago Rockets in front of 45,000 fans made up of longshoremen, draymen, mechanics and waterfront workers.

The first regular season league game was on September 8, 1946 against the New York Yankees. The 49ers scored first, but lost 21–7 in a game that began in sunshine and ended in the famous Kezar fog.

The 49ers finished 9–5 in their first season under Shaw, and went on to have an 8–4–2 record in 1947, 12–2 finish in 1948 and 10–4 record, including a trip to the Championship Game, in their final season in the AAFC.

At the end of 1949, it was announced that the AAFC had run its course. San Francisco, Cleveland and Baltimore received NFL franchises and would begin play in the NFL in 1950. The merger was what Morabito had hoped for all along as he, his brother Victor and general manager Lou Spadia, continued to hold the reins.

The 49ers struggled during their first season among the NFL elite, finishing with a 3–9 record. The following year though, the 49ers went 7–4–1.

As the seasons went on, Morabito was the heart and soul of the organization, signing on greats like The Million Dollar Backfield: Joe "The Jet" Perry, Hugh "The King" McElhenny and John Henry Johnson. He also attracted some of the NFL's most renowned talents in R.C. Owens, Bob St. Clair, Leo Nomellini, John Brodie and Y.A. Tittle.

The players appreciated his honesty, and trusted his every move and word.

As the 1950's progressed, Morabito was warned by his doctors that a bad heart and the rigors of football were not a healthy combination. But Morabito wasn't going to let a health scare get in the way of his passion. "What the hell, if I'm going to die, I might as well die at a football game," he said.

On October 27, 1957, the 49ers hosted the Chicago Bears at Kezar. The 49ers entered the game with a 3–1 record behind the talents of Owens, Perry, Tittle, McElhenny, Billy Wilson, and others. The Bears had a 14–0 advantage in the first quarter before the 49ers scored to close the deficit at 14–7. Just as the 49ers lined up for the next kickoff, Morabito, who was sitting next to his wife, Josephine, and his brother, Victor, in the guest box, suddenly collapsed. The great heart that had been with the 49ers since the franchise's inception had failed.

Father Bill McGuire of St. James parish was summoned to the guest box and pronounced Morabito his final absolution. Morabito looked up at him and smiled.

"Thank you father," he said.

Those were his last words.

The 49ers were behind 17–7 in the third quarter when the team learned of Morabito's death. His players rallied and came back to defeat Chicago, 21–17, in an emotional last win for their owner. The 49ers finished the season with three straight victories and an 8–4 record, tying Detroit for the NFL Western Division title.

Victor, Tony's younger brother, kept the team in the family until 1964, when he too died of a heart attack. Both Victor and Tony's wives, Jane and Josephine, retained control of the 49ers with Lou Spadia as team president until 1977, when a new team owner, Edward DeBartolo Jr. of Youngstown, Ohio emerged to buy the franchise.

Morabito's conviction, passion and character birthed and kept an NFL franchise in San Francisco, and laid the sturdy foundation that enabled the 49ers to become one of the NFL's premier football powers over the past 60 years.

# SAN FRANCISCO 49ERS TEAM AWARDS

## LEN ESHMONT AWARD

The Len Eshmont Award, the 49ers most prestigious annual honor, has been given each year to the 49ers player who best exemplifies the "inspirational and courageous play" of Len Eshmont. A member of the original 1946 49ers team, Eshmont coached at Navy and Virginia following his playing days with the 49ers. Eshmont died in 1957.

Listed below are the 49ers annual Len Eshmont Award winners since its inception in 1957:

| | | | | | |
|---|---|---|---|---|---|
| 1957 | QB Y.A. Tittle | 1978 | RB Paul Hofer | 1997 | DT Dana Stubblefield |
| 1958 | FB Joe Perry | 1979 | RB Paul Hofer | 1998 | DT Bryant Young |
| 1959 | HB J.D. Smith | 1980 | DT Archie Reese | 1999 | DT Bryant Young |
| 1960 | S Dave Baker | 1981 | TE Charle Young | 2000 | DT Bryant Young |
| 1961 | DT Leo Nomellini | 1982 | WR Dwight Clark | 2001 | RB Garrison Hearst |
| 1962 | DE Dan Colchico | 1983 | RB/ST Bill Ring | 2002 | S Tony Parrish |
| 1963 | T Bob St. Clair | 1984 | LB Keena Turner | 2003 | LB Julian Peterson |
| 1964 | DT Charlie Krueger | 1985 | FB Roger Craig | 2004 | DT Bryant Young |
| 1965 | QB John Brodie | 1986 | QB Joe Montana | 2005 | DT Bryant Young |
| 1966 | HB John David Crow | 1987 | WR Jerry Rice | 2006 | DT Bryant Young |
| 1967 | LB Dave Wilcox | 1988 | NT Michael Carter | 2007 | DT Bryant Young |
| 1968 | LB Matt Hazeltine | | RB Roger Craig | 2008 | WR Isaac Bruce |
| 1969 | CB Jimmy Johnson | 1989 | QB Joe Montana | 2009 | TE Vernon Davis |
| 1970 | S Roosevelt Taylor | 1990 | DE Kevin Fagan | 2010 | LB Takeo Spikes |
| 1971 | LB Ed Beard | | LB Charles Haley | 2011 | DT Justin Smith |
| 1972 | DE Tommy Hart | 1991 | WR John Taylor | 2012 | DT Justin Smith |
| 1973 | S Mel Phillips | 1992 | QB Steve Young | 2013 | LB NaVorro Bowman |
| 1974 | T Len Rohde | 1993 | WR Jerry Rice | 2014 | RB Frank Gore |
| 1975 | CB Jimmy Johnson | 1994 | QB Steve Young | 2015 | WR Anquan Boldin |
| 1976 | DE Tommy Hart | 1995 | FB William Floyd | 2016 | QB Colin Kaepernick |
| 1977 | S Mel Phillips | 1996 | DT Bryant Young | 2017 | WR Marquise Goodwin |

## BOBB McKITTRICK AWARD

This award is given annually to the 49ers offensive lineman who best exemplifies the dedication, excellence and commitment of offensive line coach Bobb McKittrick, a five–time Super Bowl champion.

In 1999, the San Francisco 49ers, under the direction of Bill Walsh, established the Bobb McKittrick Award. The award is meant to honor those offensive linemen who have best represented the courage, intensity and sacrifice displayed by the late McKittrick during his 21 years of service with the 49ers.

"Bobb gave distinguished service to the organization since our renaissance in 1979," Walsh said. "He was a vital factor in five Super Bowl championships, the evolution of a dynasty and in the production of some of the finest offensive linemen in football. Offensive linemen don't receive the recognition they so richly deserve. This gives us a venue to honor their sacrifices and achievements."

| | | | | | |
|---|---|---|---|---|---|
| 1981 | Keith Fahnhorst | 1994 | Derrick Deese | 2006 | Eric Heitmann |
| 1983 | John Ayers | 1995 | Kirk Scrafford | 2007 | Eric Heitmann |
| 1984 | Randy Cross | 1996 | Jesse Sapolu | 2008 | Eric Heitmann |
| 1985 | Fred Quillan | 1997 | Ray Brown | 2009 | David Baas |
| 1986 | Keith Fahnhorst | 1998 | Chris Dalman | 2010 | David Baas |
| 1987 | Bubba Paris | 1999 | Ray Brown | 2011 | Jonathan Goodwin |
| 1988 | Steve Wallace | 2000 | Jeremy Newberry | 2012 | Anthony Davis |
| 1989 | Harris Barton | 2001 | Ray Brown | 2013 | Alex Boone |
| 1990 | Guy McIntyre | 2002 | Scott Gragg | 2014 | Joe Staley |
| 1991 | Jesse Sapolu | 2003 | Jeremy Newberry | 2015 | Joe Staley |
| 1992 | Guy McIntyre | 2004 | Kyle Kosier | 2016 | Zane Beadles |
| 1993 | Harris Barton | 2005 | Jeremy Newberry | 2017 | Daniel Kilgore |

## ED BLOCK COURAGE AWARD

The Ed Block Courage Award is named after Ed Block, the former head athletic trainer of the Baltimore Colts of 23 years. Block was a pioneer in his profession and a respected humanitarian whose most passionate cause was helping children of abuse. The award is presented in his name each year to the player that exemplified a commitment to sportsmanship and courage. Ed Block Courage Award winners from each of the 32 NFL teams are honored at a banquet in Baltimore, MD. All proceeds from the event benefit the Ed Block Courage Award Foundation's Courage House National Support Network. Named after the NFL team in a respective NFL city, a Courage House is a facility that provides support and quality care for abused children and their families in that community. The 49ers dedicated their Courage House in October 2003 at the Edgewood House in San Francisco.

| | | | | | |
|---|---|---|---|---|---|
| 1984 | DB Ronnie Lott | 1996 | FB William Floyd | 2008 | LB Manny Lawson |
| 1985 | LB Keena Turner | 1997 | C/G Jesse Sapolu | 2009 | CB Shawntae Spencer |
| 1986 | QB Joe Montana | 1998 | WR Jerry Rice | 2010 | DT Justin Smith |
| 1987 | WR Mike Wilson | 1999 | DT Bryant Young | 2011 | QB Alex Smith |
| 1988 | CB Eric Wright | 2000 | RB Garrison Hearst | 2012 | WR Kyle Williams |
| 1989 | DB Chet Brooks | 2001 | S Lance Shulters | 2013 | C Jonathan Goodwin |
| 1990 | WR Mike Sherrard | 2002 | S Tony Parrish | 2014 | WR Kassim Osgood |
| 1991 | DB Dave Waymer | 2003 | C Jeremy Newberry | 2015 | LB NaVorro Bowman |
| 1992 | DB Eric Davis | 2004 | LB Jamie Winborn | 2016 | DL Glenn Dorsey |
| 1993 | CB Don Griffin | 2005 | C Jeremy Newberry | 2017 | WR Marquise Goodwin |
| 1994 | T Harris Barton | 2006 | RB Frank Gore | | |
| 1995 | DE Dennis Brown | 2007 | C Eric Heitmann | | |

## BILL WALSH AWARD

The Bill Walsh Award was established in 2004 in honor of San Francisco's Hall of Fame Head Coach. The award, which is voted on by the coaching staff, is given to the 49er who has best represented the standard of professional excellence established by Walsh. Walsh served as the team's head coach for 10 seasons from 1979–88. In that time, he compiled a record of 102–63–1 and led the team to three Super Bowls. He was twice named Coach of the Year (1981, 1984) and was later named Coach of the Decade for the 1980s.

| | | | | | |
|---|---|---|---|---|---|
| 2004 | DE Bryant Young | 2008 | DE Justin Smith | 2015 | K Phil Dawson |
| 2005 | LB Derek Smith | 2009 | LB Patrick Willis | 2016 | T Joe Staley |
| | K Joe Nedney | 2010 | RB Frank Gore | 2017 | FB Kyle Juszczyk |
| 2006 | RB Frank Gore | 2011 | DT Justin Smith | | |
| | CB Walt Harris | 2012 | LB Aldon Smith | | |
| 2007 | CB Nate Clements | 2013 | WR Anquan Boldin | | |
| | LB Patrick Willis | 2014 | S Antoine Bethea | | |

## MAN OF THE YEAR AWARD

Established in 1970 and renamed in 1999 after the late Hall of Fame Chicago Bears running back, the Walter Payton Man of the Year award is given annually to the player who best exemplifies a commitment to philanthropy and community involvement. Each team nominates one player who has had a significant positive impact on his community and a winner is selected ahead of the Super Bowl.

| | | | | | |
|---|---|---|---|---|---|
| 2001 | QB Jeff Garcia | 2008 | WR Isaac Bruce | 2015 | WR Anquan Boldin |
| 2002 | QB Jeff Garcia | 2009 | TE Vernon Davis | 2016 | WR Torrey Smith |
| 2003 | WR Terrell Owens | 2010 | LB Takeo Spikes | 2017 | P Bradley Pinion |
| 2004 | DE Bryant Young | 2011 | DT Justin Smith | | |
| 2005 | DE Bryant Young | 2012 | QB Alex Smith | | |
| 2006 | QB Trent Dilfer | 2013 | TE Vernon Davis | | |
| 2007 | CB Nate Clements | 2014 | WR Anquan Boldin | | |

# MATT HAZELTINE AWARD

The Hazeltine Iron Man Award is named after linebacker/center Matt Hazeltine, a 14–year performer who played more seasons at linebacker than any other 49ers player. Known for his durability and dedication, Hazeltine passed away in 1987 from amyotrophic lateral sclerosis (ALS) and Bill Walsh established the award in his honor that year. The award is given annually to the most courageous and inspirational defensive player.

1987 LB Michael Walter
1988 LB Charles Haley
1989 DB Ronnie Lott
1990 DE Kevin Fagan
1991 LB Charles Haley
1992 DE Pierce Holt
1993 S Tim McDonald
1994 CB Merton Hanks
1995 S Tim McDonald
1996 CB Merton Hanks
1997 LB Gary Plummer
1998 S Tim McDonald
1999 DT Bryant Young
2000 LB Ken Norton Jr.
2001 S Lance Schulters
2002 S John Keith
2003 LB Derek Smith
2004 LB Jeff Ulbrich
2005 DE Bryant Young
2006 LB Brandon Moore
2007 LB Jeff Ulbrich
2008 LB Takeo Spikes
2009 NT Aubrayo Franklin
2010 DT Justin Smith
2011 DT Justin Smith
2012 DT Ray McDonald
2013 DT Justin Smith
2014 DT Justin Smith
2015 DB Jimmie Ward
2016 S Antoine Bethea
2017 DL DeForest Buckner

# GARRY NIVER AWARD

The Garry Niver Award is presented annually by the San Francisco Chapter of the Pro Football Writers of America to a 49ers' player for his cooperation and professional style in helping the pro football writers do their jobs. The award is named after pro football writer, Garry Niver, who was a long–time beat writer who covered the 49ers for the *San Mateo Times*.

1993 C/G Jesse Sapolu
1994 S Tim McDonald
1995 QB Steve Young
1996 T Steve Wallace
1997 G Ray Brown
1998 S Tim McDonald
1999 WR Jerry Rice
2000 S Lance Schulters
2001 QB Jeff Garcia
2002 DT Dana Stubblefield
2003 QB Jeff Garcia
2004 LB Jeff Ulbrich
2005 LB Julian Peterson
2006 DE Bryant Young
2007 RB Frank Gore
2008 C Eric Heitmann
2009 QB Alex Smith
QB Shaun Hill
2010 LB Takeo Spikes
2011 S Donte Whitner
2012 RB Frank Gore
2013 S Donte Whitner
2014 RB Frank Gore
2015 WR Torrey Smith
2016 S Antoine Bethea
2017 WR Marquise Goodwin

# THOMAS HERRION AWARD

49ers owners Denise and John York established the Thomas Herrion Memorial Award in 2005, which is presented each season to a rookie or first–year player that best represents the dream of Thomas Herrion. The award will go to a player, like Thomas, who has taken advantage of every opportunity, turned it into a positive situation and made their dream turn into a reality.

2005 T Thomas Herrion
2006 T Harvey Dahl
2007 CB Tarell Brown
2008 WR Dominique Zeigler
2009 FB Brit Miller
2010 RB Anthony Dixon
DT Will Tukuafu
2011 CB Cory Nelms
2012 LB Michael Wilhoite
2013 S Eric Reid
2014 LB Chris Borland
2015 S Jaquiski Tartt
2016 DL DeForest Buckner
2017 DB Adrian Colbert

# 10-YEAR WALL

All 49ers players whose tenures reached the 10–year mark are recognized in the team's Santa Clara practice facility.

| Player | Position | Years |
|---|---|---|
| Joe Perry | HB | 1948–60, 63 |
| Leo Nomellini | T | 1950–63 |
| Y.A. Tittle | QB | 1951–60 |
| Billy Wilson | E | 1951–60 |
| Bob St. Clair | T | 1953–64 |
| Matt Hazeltine | LB | 1955–68 |
| Bruce Bosley | C/G | 1956–68 |
| John Brodie | QB | 1957–73 |
| John Thomas | T | 1958–67 |
| Tommy Davis | K | 1959–69 |
| Charlie Krueger | DT | 1959–73 |
| Roland Lakes | DT | 1959–73 |
| Len Rohde | T | 1960–74 |
| Jimmy Johnson | DB | 1961–76 |
| Dave Wilcox | LB | 1964–74 |
| Mel Phillips | DB | 1966–76 |
| Frank Nunley | LB | 1967–76 |
| Woody Peoples | G | 1968–77 |
| Skip Vanderbundt | LB | 1968–77 |
| Tommy Hart | DE | 1968–77 |
| Cas Banaszek | T | 1968–77 |
| Cedrick Hardman | DE | 1970–79 |
| Willie Harper | LB | 1973–83 |
| Keith Fahnhorst | T | 1974–87 |
| John Ayers | G | 1976–86 |
| Randy Cross | G/C | 1976–88 |
| Ray Wersching | K | 1977–87 |
| Fred Quillan | C | 1978–87 |
| Dwaine Board | DE | 1979–88 |
| Joe Montana | QB | 1979–92 |
| Keena Turner | LB | 1980–90 |
| Mike Wilson | WR | 1981–90 |
| Ronnie Lott | CB | 1981–90 |
| Eric Wright | CB | 1981–90 |
| Jesse Sapolu | C/G | 1983–97 |
| Guy McIntyre | G | 1984–93 |
| Mike Walter | LB | 1984–93 |
| Jerry Rice | WR | 1985–00 |
| John Taylor | WR | 1986–95 |
| Steve Wallace | T | 1986–96 |
| Steve Young | QB | 1987–99 |
| Brent Jones | TE | 1987–97 |
| Harris Barton | T | 1987–98 |
| Derrick Deese | G/T | 1992–03 |
| Bryant Young | DT | 1994–07 |
| Jeff Ulbrich | LB | 2000–09 |
| Brian Jennings | LS/TE | 2000–12 |
| Andy Lee | P | 2004–14 |
| Frank Gore | RB | 2005–14 |
| Vernon Davis | TE | 2006–15 |
| Joe Staley | T | 2007–17 |

# SAN FRANCISCO 49ERS COMMUNITY/TEAM AWARDS

## POP WARNER LITTLE SCHOLARS TEAM OF THE YEAR

In 2017, the 49ers were named the Pop Warner Little Scholars Team of the Year. Throughout the year the 49ers Youth Football Program promotes grassroots football with youth camps, a local Coach of the Year award, Player of the Week awards, and its USA Football partnership. The efforts by the 49ers also include hosting the unique 43–year old local prep football tradition known as the Charlie Wedemeyer High School All–Star Football Game, the annual Friday Night Lights High School Football double–header, and free youth football camps. Additionally, the 49ers Youth Football Program has consistently grown youth participation 18 percent year over year.

*In 2016, DL DeForest Buckner participated in the 49ers annual Mentorship Academy. In partnership with USA Football, 49ers rookies host several high school football captains and coaches from local area schools. The event focuses on leadership development, while educating the young athletes on the NFL Player Engagement's Prep "Character Development" curriculum, including social media awareness, leadership and decision making.*

## ESPN SPORTS HUMANITARIAN TEAM OF THE YEAR

After being recognized as a finalist for the third consecutive year, the San Francisco 49ers were awarded Sports Humanitarian Team of the Year Award, presented by ESPN. In addition to the San Francisco 49ers collectively donating over 1,200 hours of volunteer time to 75 community events and committing $4 million to local non–profits in 2016 alone, the team is also at the forefront of two innovative and highly impactful programs that use football to make lasting changes in the Bay Area.

First, the 49ers STEM Leadership Institute is a six–year curriculum that begins in 7th grade and continues through high school and seeks to prepare students with high academic potential in STEM. Second, the 49ers STEAM Education Program – which opened in 2014, provides informal learning experiences for K–8 students through its program that teaches standards–aligned (Common Core and Next Generation Science) lessons using the STEAM principles of science, technology, engineering, art, and mathematics. Housed within the Denise DeBartolo York Education Center at Levi's Stadium, the program has reached over 150,000 participants since inception – free of charge – with over 50 percent of students coming from Title I designated schools.

# NFL AWARD WINNERS

## NFL MOST VALUABLE PLAYER

1970 QB John Brodie (AP, NEA, *SN, PFW, FN* and K.C. Committee of 101)
1981 QB Joe Montana (*NY Daily News*)
1982 WR Dwight Clark (*SI*)
1984 QB Joe Montana (*Football News*)
1986 WR Jerry Rice (*SI*)
1987 WR Jerry Rice (PFWA, NEA, *SI, FN* and *FD)*
1988 RB Roger Craig (NEA and *SI*)
1989 QB Joe Montana (PFWA, AP, NEA, *FN* and *SI*)
1990 QB Joe Montana (AP), WR Jerry Rice (*SI*)
1992 QB Steve Young (PFWA, AP, NEA, *FD* and *SI*)
1994 QB Steve Young (PFWA, AP and *SI*)

## NFC MOST VALUABLE PLAYER

1989 QB Joe Montana (*FN*)

## NFL PLAYER OF THE YEAR

1952 HB Hugh McElhenny (*SP*)
1954 FB Joe Perry (UPI)
1955 FB Joe Perry (UPI)
1957 QB Y.A. Tittle (UPI)
1970 QB John Brodie (AP and *FN*)
1987 WR Jerry Rice (Maxwell Club and *SN*)
1989 QB Joe Montana (*SN, FD* and Maxwell Club)
1990 WR Jerry Rice (*SN*)
1992 QB Steve Young (*SN* and Maxwell Club)
1994 QB Steve Young (*SN*)

## NFC PLAYER OF THE YEAR

1970 QB John Brodie (UPI)
1994 QB Steve Young (UPI)

## NFL OFFENSIVE PLAYER OF THE YEAR

1970 QB John Brodie (NEA and *PFW*)
1986 WR Jerry Rice (*PFW*)
1987 WR Jerry Rice (AP, *PFW* and *FD*)
1988 RB Roger Craig (AP)
1989 QB Joe Montana (AP and *PFW*)
1992 QB Steve Young (AP and *PFW*)
1993 WR Jerry Rice (AP)
1994 QB Steve Young (AP, *PFW* and *CPFN*)

## NFC OFFENSIVE PLAYER OF THE YEAR

1986 WR Jerry Rice (K.C. Committee 101)
1987 WR Jerry Rice (UPI and K.C. Committee 101)
1988 RB Roger Craig (UPI and K.C. Committee 101)
1989 QB Joe Montana (UPI and K.C. Committee 101)
1992 QB Steve Young (UPI, *FN* and K.C. Committee 101)
1994 QB Steve Young (Kansas City Committee 101)

## NFL DEFENSIVE PLAYER OF THE YEAR

1981 DE Fred Dean (UPI and K.C. Committee 101)
1994 CB Deion Sanders (AP and *CPFN*)
1995 FS Merton Hanks (*FD*)
1997 DT Dana Stubblefield (AP, *PFW, FD, CPFN, NEA,* K.C. Committee 101)

## NFC DEFENSIVE PLAYER OF THE YEAR

1990 LB Charles Haley (UPI and K.C. Committee 101)
1994 CB Deion Sanders (K.C. Committee 101)
1997 DT Dana Stubblefield (K.C. Committee 101)

## NFL ROOKIE OF THE YEAR

1952 HB Hugh McElhenny (UPI)

## NFL DEFENSIVE ROOKIE OF THE YEAR

1970 CB Bruce Taylor (*PFW*)
1993 DT Dana Stubblefield (AP)
1994 DT Bryant Young (UPI)
2007 LB Patrick Willis (AP)

## NFL MAN OF THE YEAR

1989 Edward J. DeBartolo Jr. (*FN*)

## WALTER PAYTON NFL MAN OF THE YEAR

2015 WR Anquan Boldin

## COACH OF THE YEAR

1959 Howard (Red) Hickey (*DM*)
1981 Bill Walsh (AP, *SN* and *PFW*)
1989 George Seifert (*FD*)
1990 George Seifert (*SN*)
1994 George Seifert (*SN*)
2011 Jim Harbaugh (*AP, PFW/PFWA, SN, SI* and *DMN*)

## EXECUTIVE OF THE YEAR

1989 John McVay (*SN*)
1994 Carmen Policy (*SN* and *PFW*)
2011 Trent Baalke (*PFW/PFWA*)

## SUPER BOWL MOST VALUABLE PLAYER

1981 QB Joe Montana (Super Bowl XVI)
1984 QB Joe Montana (Super Bowl XIX)
1988 WR Jerry Rice (Super Bowl XXIII)
1989 QB Joe Montana (Super Bowl XXIV)
1994 QB Steve Young (Super Bowl XXIX)

## NFL COMEBACK PLAYER OF THE YEAR

1999 DT Bryant Young (AP)
2001 RB Garrison Hearst (AP and PFWA)

## NFL MOST IMPROVED PLAYER

2000 QB Jeff Garcia (*PFW*)

## MOST CARING ATHLETE

2000 DT Bryant Young (*USA Today*)
DT Junior Bryant (*USA Today*)

AP – Associated Press, CPNW – College and Pro Football Newsweekly, DMN – Dallas Morning News, DN – Detroit News, DP – Detroit Press, FD – Football Digest, FI – NFL Films, FN – Football News, K.C. Committee 101 – Kansas City Committee 101, PFD – Pro Football Digest, PFW – Pro Football Weekly, SI – Sports Illustrated, SN – Sporting News, UPI – United Press International

# 49ERS PLAYERS OF THE MONTH

| | OFFENSE | DEFENSE | SPECIAL TEAMS |
|---|---|---|---|
| 1986 | Jerry Rice WR (Nov.) | | |
| 1988 | | Charles Haley LB (Oct.) | |
| 1989 | Joe Montana QB (Nov.) | | |
| 1990 | | Charles Haley LB (Oct.) | |
| 1991 | Steve Young QB (Oct.) | | |
| 1992 | Steve Young QB (Oct.) | Tim Harris LB (Dec.) | |
| 1993 | Steve Young QB (Nov.) | Eric Davis CB (Oct.) | |
| 1994 | Steve Young QB (Nov.) | | |
| | Steve Young QB (Dec.) | | |
| 1995 | | Ken Norton LB (Oct.) | |
| 1997 | | Dana Stubblefield DT (Nov.) | |
| 1998 | Steve Young QB (Sept.) | | |
| 2001 | Jeff Garcia QB (Nov.) | | |
| | | Andre Carter DE (Dec.)* | |
| 2006 | | Walt Harris CB (Nov.) | |
| 2007 | | Patrick Willis LB (Oct.)* | |
| | | Patrick Willis LB (Dec.)* | |
| 2011 | | Aldon Smith LB (Oct.)* | |
| | | Aldon Smith LB (Dec.)* | David Akers (Dec.) |
| 2012 | | Aldon Smith LB (Nov.) | |
| 2013 | | NaVorro Bowman LB (Dec.) | |
| 2014 | | Chris Borland LB (Nov.)* | |
| 2017 | | **Reuben Foster LB (Nov.)*** | |
| | | | **Robbie Gould (Dec.)** |

* NFL Defensive Rookie of the Month

# 49ERS PLAYERS OF THE WEEK

| | OFFENSE | DEFENSE | SPECIAL TEAMS |
|---|---|---|---|
| 1984 | Joe Montana QB (Week 8) | | |
| 1985 | Roger Craig RB (Week 2) | Dwight Hicks S (Week 16) | |
| | Joe Montana QB (Week 5) | | |
| | Jerry Rice WR (Week 14) | | |
| 1986 | Joe Montana QB (Week 10) | Ronnie Lott S (Week 4) | |
| | Jerry Rice WR (Week 11) | Ronnie Lott S (Week 8) | |
| | Roger Craig RB (Week 15) | | |
| 1987 | Jerry Rice WR (Week 11) | | |
| | Joe Montana QB (Week 12) | | |
| 1988 | Roger Craig RB (Week 2) | Michael Carter NT (Week 1) | |
| | Joe Montana QB (Week 4) | Michael Walter LB (Week 2) | |
| | Roger Craig RB (Week 7) | Eric Wright CB (Week 15) | |
| | Jerry Rice WR (Week 13) | | |
| 1989 | Joe Montana QB (Week 3) | Pierce Holt DE (Week 12) | |
| | John Taylor WR (Week 14) | | |
| 1990 | Joe Montana QB (Week 2) | Charles Haley LB (Week 5) | |
| | Jerry Rice WR (Week 3) | | |
| | Joe Montana QB (Week 6) | | |
| | Jerry Rice WR (Week 6) | | |
| 1991 | Steve Bono QB (Week 14) | | |
| | John Taylor WR (Week 15) | | |
| 1992 | Jerry Rice WR (Week 7) | | |
| | Jerry Rice WR (Week 13) | | |
| | Amp Lee RB (Week 15) | | |
| 1993 | Jerry Rice WR (Week 11) | Merton Hanks S (Week 12) | Dexter Carter KR (Week 5) |
| 1994 | Jerry Rice WR (Week 1) | Deion Sanders CB (Week 4) | Doug Brien K (Week 3) |
| | Jerry Rice WR (Week 12) | Merton Hanks S (Week 6) | Dexter Carter KR/PR (Week 10) |
| | | Merton Hanks S (Week 11) | |
| 1995 | Elvis Grbac QB (Week 12) | Merton Hanks S (Week 3) | Jeff Wilkins K (Week 12) |
| | Jerry Rice WR (Week 16) | Ken Norton LB (Week 8) | |
| | | Merton Hanks S (Week 11) | |
| | | Tim McDonald S (Week 13) | |
| 1996 | | Bryant Young DT (Week 6) | Jeff Wilkins K (Week 10) |
| | | Chris Doleman DE (Week 9) | |
| | | Roy Barker DE (Week 10) | |
| | | Chris Doleman DE (Week 12) | |
| 1997 | Garrison Hearst RB (Week 5) | Rod Woodson CB (Week 3) | |
| | | Dana Stubblefield DT (Week 10) | |
| | | Dana Stubblefield DT (Week 11) | |
| 1998 | Garrison Hearst RB (Week 1) | Roy Barker DE (Week 8) | |
| 1999 | | Bryant Young DT (Week 14) | |
| 2000 | Charlie Garner RB (Week 4) | | |
| | Terrell Owens WR (Week 16) | | |
| 2001 | Jeff Garcia QB (Week 9) | Andre Carter LB (Week 17) | Jose Cortez K (Week 1) |
| | Garrison Hearst RB (Week 11) | | |
| 2002 | | Jamie Winborn LB (Week 1) | Jimmy Williams KR/PR (Week 13) |
| | | Ronnie Heard S (Week 8) | |
| | | Julian Peterson LB (Week 10) | |
| | | Tony Parrish S (Week 14) | |
| 2003 | Terry Jackson RB (Week 1) | Ahmed Plummer CB (Week 5) | Cedric Wilson KR (Week 9) |
| | Jeff Garcia QB (Week 14) | Tony Parrish S (Week 16) | |
| 2004 | Tim Rattay QB (Week 5) | | |
| 2005 | | Bryant Young DE (Week 1) | Joe Nedney K (Week 8) |
| 2006 | Frank Gore RB (Week 5) | Brandon Moore LB (Week 9) | |
| | Frank Gore RB (Week 11) | Walt Harris CB (Week 17) | |
| 2007 | Frank Gore RB (Week 12) | | |
| 2008 | Shaun Hill QB (Week 11) | | |
| 2009 | Frank Gore RB (Week 2) | | |
| | Frank Gore RB (Week 14) | | |
| 2011 | | Patrick Willis LB (Week 5) | Ted Ginn Jr. WR (Week 1) |
| | | | Andy Lee P (Week 15) |
| | | | David Akers K (Week 16) |
| | | | David Akers K (Week 17) |
| 2012 | Alex Smith QB (Week 8) | Patrick Willis LB (Week 4) | Andy Lee P (Week 7) |
| | | Aldon Smith LB (Week 11) | |
| 2013 | Anquan Boldin WR (Week 1) | Tramaine Brock CB (Week 5) | Andy Lee P (Week 7) |
| | | | Phil Dawson K (Week 14) |
| | | | Phil Dawson K (Week 17) |
| 2014 | | Antoine Bethea S (Week 4) | Phil Dawson K (Week 5) |
| | | Chris Borland LB (Week 11) | |
| 2017 | | | **Robbie Gould K (Week 13)** |
| | | | **Robbie Gould K (Week 15)** |

# EDWARD J. DeBARTOLO SR. 49ERS HALL OF FAME

The San Francisco 49ers are arguably one of the most fabled sports franchises in history. With the multitude of memories that the team's history holds, a place to honor and capture these tremendous times and legendary figures only seems appropriate.

During the 2009 offseason, the San Francisco 49ers and the York family proudly introduced the creation of the Edward J. DeBartolo Sr. 49ers Hall of Fame, named in honor of the beloved patriarch of the storied franchise. The 49ers Hall of Fame was established to recognize players, administrators and coaches who have made exceptional contributions to the organization.

A week after the creation of the new 49ers Hall of Fame, team President & CEO Jed York announced the name of its inaugural inductee, his uncle, Edward J. DeBartolo Jr., known as "Mr. D" to most close to the 49ers family. He was then officially inducted during halftime of the team's home opener versus the Seattle Seahawks on September 20, 2009.

Being inducted into the 49ers Hall of Fame is no easy task, and the selection process reflects the level of honor which it bestows. As a prerequisite for induction, all 49ers Hall of Fame candidates must have displayed one or more of the following qualifications: outstanding production and performance on the field, key contributions to the team's success, and/or the embodiment of the spirit and essence of the San Francisco 49ers.

A number of players and coaches have already been recognized in various ways throughout the years for their contributions to the game of professional football and the 49ers organization. Accordingly, the franchise has automatically enshrined members of the 49ers family who have either had their jersey numbers already retired by the organization or have been selected to the Pro Football Hall of Fame in Canton, Ohio. These players include: John Brodie, Dwight Clark, Fred Dean, Jimmy Johnson, John Henry Johnson, Charlie Krueger, Ronnie Lott, Hugh McElhenny, Joe Montana, Leo Nomellini, Joe Perry, Bob St. Clair, Y.A. Tittle, Bill Walsh, Dave Wilcox and Steve Young.

During Alumni Weekend on October 11, 2009 against the Atlanta Falcons, the 49ers honored the automatic enshrinement of the above players during halftime of the game.

The 49ers organization will enshrine new members each season.

## JOHN BRODIE

**Quarterback, 1957–73**
**49ers Hall of Fame Inductee:** 2009



Holds the team record with 17 years of service. Ranks second in team history with 31,548 passing yards and third with 214 touchdown passes. Guided the 49ers to back–to–back NFC Championship games in 1970 and 1971. Was named NFL Most Valuable Player in 1970. Born August 14, 1935 in San Francisco, CA.

## DWIGHT CLARK

**Wide Receiver, 1979–87**
**49ers Hall of Fame Inductee:** 2009

Finished with 506 receptions for 6,750 yards and 48 touchdowns. Ranks fourth on 49ers all–time receptions list and third in receiving yards. Two–time Pro Bowler (1981, 1982) and first–team All–Pro in 1982 and 1983. Born January 8, 1957 in Kinston, NC.

## ROGER CRAIG

**Running Back, 1983–90**
**49ers Hall of Fame Inductee:** 2011

A member of three Super Bowl Championship teams, Craig ranks third in franchise history with 7,064 rushing yards and first in career rushing attempts (1,686). He also ranks third in franchise history in receptions (508) and total touchdowns (66). Craig became the first running back in NFL history to register 1,000 rushing yards and 1,000 receiving yards in a single season (1,050 rushing yards and 1,016 receiving yards in 1985). He was also selected to the Pro Bowl four times. Born July 10, 1960 in Davenport, IA.

## FRED DEAN

**Defensive End, 1981–85**
**49ers Hall of Fame Inductee:** 2009
**Pro Football Hall of Fame Inductee:** 2008



One of the first true pass–rushers in the game, Dean's revolutionary play made an immediate impact upon joining the 49ers in a 1981 mid–season trade. Went on to help 49ers win Super Bowl XVI and Super Bowl XIX. Recorded 93.5 sacks in career, including 40 sacks in five seasons with 49ers to rank 7th on team's all–time list. Posted career–high 17.5 sacks in 1983. Was a four–time Pro Bowler (1979–81, 83) and All–Pro (1979–81, 83). Earned UPI's NFC Defensive Player of the Year (1981). Born February 24, 1952 in Arcadia, LA.

## EDWARD J. DeBARTOLO JR.

**Owner, 1977–2000**
**49ers Hall of Fame Inductee:** 2009
**Pro Football Hall of Fame Inductee:** 2016

Widely regarded as one of the most successful owners in the history of pro sports after taking over the 49ers in 1977. In 23 years at the helm, guided 49ers to a 22–11 postseason record and 13 division titles as San Francisco became first franchise in NFL history to win five Super Bowl Championships (1981, '84, '88, '89 and '94). The 49ers reached the playoffs on 16 occasions during DeBartolo's final 18 seasons as owner, posting a 207–72–1 regular season record. Born November 6, 1946 in Youngstown, OH.

# EDWARD J. DEBARTOLO SR. 49ERS HALL OF FAME (CONT.)

## CHARLES HALEY

**Linebacker, 1986–91, '99**
**49ers Hall of Fame Inductee:** 2015
**Pro Football Hall of Fame Inductee:** 2015

One of only a few players in NFL history to have won five Super Bowl Championships (XXIII, XXIV, XXVII, XXVIII, XXX). Originally drafted by the 49ers in the fourth round (96th overall) of the 1986 NFL Draft from James Madison University, he played two stints for the 49ers, re–joining the team in the 1998 postseason following five seasons with the Dallas Cowboys. He appeared in a total of 106 regular season games (63 starts) with San Fran–cisco. During his 12–year NFL career, Haley was a five–time Pro–Bowler (1988, 1990–91, 1994–95), two–time First–Team All–Pro (1991, 1994) and was twice named NFC Defensive Player of the Year (1990, 1994). He finished with 100.5 career sacks, registering 10–or–more sacks six times during his career. He also either led or shared the team lead for sacks in each season he played for San Fran–cisco, including 12 sacks as a rookie and a career–high and NFC–leading 16 sacks in 1990. His 66.5 sacks as a 49er rank second in franchise history. He holds the Super Bowl record with 4.5 sacks and his 11 postseason sacks rank tied for fifth in NFL history. Born January 6, 1964 in Gladys, VA.

## JIMMY JOHNSON



**Cornerback, 1961–76**
**49ers Hall of Fame Inductee:** 2009
**Pro Football Hall of Fame Inductee:** 1994

Starter on both offense and defense at UCLA. Began 49ers career as a defensive back, moved to offense, then stayed at DB in his third season. Intercepted 47 passes for 615 yards, including five his rookie year. As a receiver in 1962 he caught 34 passes for 627 yards and four touchdowns. Recognized as one of the best man–to–man de–fenders in NFL history. Played in five Pro Bowls and twice won the prestigious Len Eshmont Award se–lected by his teammates for inspirational play. Born March 31, 1938 in Dallas, TX.

## JOHN HENRY JOHNSON

**Fullback, 1954–56**
**49ers Hall of Fame Inductee:** 2009
**Pro Football Hall of Fame Inductee:** 1987

Was a member of what's been noted as the finest backfield in NFL history. The foursome known as "The Million Dollar Backfield" and "The Fabulous Foursome" included three other Hall of Fam–ers—QB Y.A. Tittle and RBs Joe Perry and Hugh McElhenny. Gained 6,803 yards rushing, including 48 touchdowns. Also played for the Detroit Lions (1957–59), Pittsburgh Steelers (1960–65) and Houston Oilers (1966). Attended St. Mary's College and Arizona State University. Born November 24, 1929 in Waterproof, LA.

## CHARLIE KRUEGER

**Defensive Tackle, 1959–73**
**49ers Hall of Fame Inductee:** 2009

Two–time Pro Bowl defensive tackle (1960, 1964). Received All–Pro recognition in 1960, 1965 and 1966. Had jersey retired in 1974.

## RONNIE LOTT



**Defensive Back, 1981–90**
**49ers Hall of Fame Inductee:** 2009
**Pro Football Hall of Fame Inductee:** 2000

Known as one of the most fero–cious and feared players in NFL history. Played in 10 Pro Bowls and won four Super Bowl Cham–pionships. Earned All–Pro honors at three dif–ferent positions: cornerback, free safety and strong safety. Registered 1,161 career tackles, including five seasons with at least 100 tack–les. Ranks tied for 6th in NFL history with 63 interceptions. Led the league in interceptions in 1986 and 1991 and returned five intercep–tions for touchdowns. Tied for the NFL record for postseason interceptions with nine. Named to the 75th Anniversary All–Time team, 1980's All–Decade team and Super Bowl Silver Anni–versary team. Born May 8, 1959 in Albuquer–que, NM.

## HUGH McELHENNY

**Halfback, 1952–60**
**49ers Hall of Fame Inductee:** 2009
**Pro Football Hall of Fame Inductee:** 1970

One of only three players to gain over 11,000 yards carrying the ball. Scored 60 career touch–downs, 38 rushing, including a 42–yard touchdown run on his first pro play in preseason. In 1952 McElhenny had the longest punt return (94) and longest play from scrim–mage (89). Scored two touchdowns in first Pro Bowl after his rookie year. Also played for Minnesota Vikings (1961–62), New York Giants (1963) and Detroit Lions (1964). Played college football at University of Washington. Born De–cember 31, 1928 in Los Angeles, CA.

## JOHN McVAY

**San Francisco 49ers, 1979–2003**
**49ers Hall of Fame Inductee:** 2013

His commitment and contributions to the 49ers help to form the rich traditions the team strives to carry on today. Played an integral role in the great success the franchise has achieved, helping to construct teams responsible for five Super Bowl victories. Joined the 49ers in 1979 as the team's Director of Player Per–sonnel and went on to spend 21 seasons with the franchise. Among the many roles he filled throughout his tenure, served as Vice Presi–dent and General Manager from 1983–1994 before retiring in 1995. Rejoined the 49ers in 1999 and served as Vice President/Director of Football Operations through the 2003 season. Born January 5, 1931 in Bellaire, OH.

# EDWARD J. DEBARTOLO SR. 49ERS HALL OF FAME (CONT.)

## JOE MONTANA



**Quarterback, 1979–92**
**49ers Hall of Fame Inductee:** 2009
**Pro Football Hall of Fame Inductee:** 2000

Solidified his place in pro sports annals with numerous NFL records and a legendary reputation as a leader. Finished his career with 40,551 yards passing and 273 touchdowns. Ranks second in team history with a 92.3 career passer rating and 62.3 completion percentage. Led league in passing in 1987 and '89. Won back–to–back NFL MVP awards in 1989 and '90. Named *Sports Illustrated* Sportsman–of–the–Year in 1990. Named Super Bowl MVP three times. Directed team to the playoffs 12 times and boasts a 95.6 passer rating in 23 postseason games. Holds NFL postseason record for touchdowns (45), while ranking second in 300–yard passing games (6), completions (460), attempts (734) and yards gained (5,772). Born June 11, 1956 in New Eagle, PA.

## TONY AND VIC MORABITO

**Founder/Owners, 1946–64**
**49ers Hall of Fame Inductee:** 2010

Founder Tony Morabito (1946–1957) and Co–Owner Vic Morabito (1950–1964). The founding family and original owners of the San Francisco 49ers. Tony Morabito established the Bay Area's first major league professional sports franchise when the 49ers played their first season in 1946. The brothers from San Francisco transitioned the team from an upstart in the All–American Football Conference to a major NFL franchise in 1950. Signed future Pro Football Hall of Famers Joe Perry, Hugh McElhenny, John Henry Johnson, Y.A. Tittle, Bob St. Clair, Leo Nomellini and Jimmy Johnson and also attracted the likes of R.C. Owens, John Brodie, Charlie Krueger, Billy Wilson and many other top talents during their tenure. After Tony's passing in 1957, Vic retained control of the organization until his own death in 1964. Throughout both the AAFC and the NFL, the 49ers went 128–110–6 during Tony and Vic Morabito's era (including a trip to the AAFC Championship Game in 1949 and the NFC playoffs in 1957) and became one of the NFL's premier franchises.

## LEO NOMELLINI



**Defensive Tackle, 1950–63**
**49ers Hall of Fame Inductee:** 2009
**Pro Football Hall of Fame Inductee:** 1969

Was the first ever draft choice after the 49ers joined the NFL. Played every 49ers game for 14 seasons. Altogether, he played in 174 consecutive regular season games, including 10 trips to the Pro Bowl, and played in 266 contests. "The Lion" became one of the few to be named to an All–NFL team on both offense and defense. Retired at age 39. Played college ball at the University of Minnesota. Born June 19, 1924 in Lucca, Italy.

## R.C. OWENS



**Wide Receiver, 1957–61**
**49ers Hall of Fame Inductee:** 2011

An eight–year NFL veteran, R.C. "Alley Oop" Owens spent his first five seasons as a member of the 49ers, totaling 177 receptions for 2,939 yards and 20 touchdowns with San Francisco. His most productive year came in 1961 when he started all 14 games, caught 55 passes for 1,032 yards and scored five touchdowns. A former college basketball star, Owens transferred his skills over to the football field and was notorious for out–leaping defensive backs for high arching passes from QB Y.A. Tittle. Thus, the origin of the term "Alley Oop" was created, and later became more well–known from its use in basketball. A free agent in 1962, Owens went on to play with the Baltimore Colts and New York Giants, before retiring following the 1964 season. After his playing career ended, Owens spent more than two decades working for the 49ers. In that time, he held various positions for the team, including Director of Training Camp and Director of Alumni Relations. Born November 12, 1934 in Shreveport, LA.

## JOE PERRY



**Fullback, 1948–60, '63**
**Kicking Coach/Game Scout, 1968–69**
**49ers Hall of Fame Inductee:** 2009
**Pro Football Hall of Fame Inductee:** 1969

Was first player in NFL history to gain 1,000 yards in two consecutive seasons. His 9,723 rushing yards, in the AAFC and NFL combined, placed him second only to Jim Brown when he retired. Finished career with 12,505 combined yards. Nicknamed "The Jet" because of his quick starts. Also played for the Baltimore Colts (1961–62). Attended Compton Junior College. Born January 22, 1927 in Stevens, AR.

## TOM RATHMAN



**Fullback, 1986–93**
**Running Backs/Assistant Tight Ends Coach, 1996**
**Running Backs Coach, 1997–2002, 2009–16**
**49ers Hall of Fame Inductee:** 2017

Originally selected by the 49ers in the third round (56th overall) of the 1986 NFL Draft, in eight seasons with the club (1986–93), Rathman played in 115 games (91 starts) and rushed for 1,902 yards and 26 touchdowns on 516 carries, while adding 294 receptions for 2,490 yards and eight touchdowns. A member of two Super Bowl Championship teams (Super Bowl XXIII & XXIV), Rathman also appeared in 14 postseason games (10 starts) and rushed for 287 yards and four touchdowns on 64 attempts in addition to 38 receptions for 327 and one touchdown. Following his playing career, Rathman returned to the 49ers late in the 1996 season as the team's running backs/assistant tight ends coach. In 1997, he was named the team's running backs coach, a position he held for six seasons (1997–2002). After spending three seasons away from the organization, Rathman returned to the 49ers to coach the running backs in 2009, a position he held for eight seasons (2009–16). Born October 7, 1962 in Grand Island, NE.

# EDWARD J. DEBARTOLO SR. 49ERS HALL OF FAME (CONT.)

## JERRY RICE

**Wide Receiver, 1985–2000**
**49ers Hall of Fame Inductee:** 2010
**Pro Football Hall of Fame Inductee:** 2010



Considered the best wide receiver in NFL history, Rice holds 14 regular season records and 10 postseason records. Among them, he is the all–time leader in career receptions (1,549), receiving yards (22,895) and touchdown receptions (197). Rice, a 10–time All–Pro was selected to 13 Pro Bowls and won three Super Bowl championships with the 49ers (1988, '89, '94). He was twice named AP NFL Offensive Player of the Year ('87, '93). Rice played his first 16 seasons in San Francisco, where he holds nearly every 49ers receiving record. Born October 13, 1962 in Starkville, MI.

## GEORGE SEIFERT

**Secondary Coach, 1980–82**
**Defensive Coordinator, 1983–88**
**Head Coach, 1989–96**
**49ers Hall of Fame Inductee:** 2014



Spent 17 seasons with the 49ers after joining the franchise in 1980 as the team's secondary coach before being promoted to head coach in 1989. In his eight seasons as head coach of the 49ers, Seifert produced a 98–30 regular season record (.766) and collected two Super Bowl victories. Seifert is one of three coaches in NFL history to win a Super Bowl during his rookie campaign. Born January 22, 1940 in San Francisco, CA.

## GORDY SOLTAU

**Wide Receiver, 1950–58**
**49ers Hall of Fame Inductee:** 2012



Played both kicker and wide receiver for San Francisco, retiring as the franchise's all–time leading scorer with 644 points. Played all 9 NFL seasons with the 49ers, missing just 2 games from 1950–58. Led the 49ers in scoring each year and led the NFL in scoring in 1952 and 1953. Earned 3 Pro Bowl Selections from 1951–53. In 1951, ranked 2nd in the NFL with 59 receptions for 826 receiving yards. Soltau finished his career with 249 receptions for 3,487 yards and 25 touchdowns. Converted 70–of–139 field goals for 303 points. Prior attending college in the Office of Strategic Services, an elite branch of the Navy, where he was one of the first combat divers during World War II. Played college ball at Minnesota. Born January 25, 1925 in Duluth, MN.

## BOB ST. CLAIR

**Tackle, 1953–64**
**49ers Hall of Fame Inductee:** 2009
**Pro Football Hall of Fame Inductee:** 1990



Exceptional offensive lineman. Also played goal line defense and blocked 10 field goals in 1956. Once lost five teeth when blocking a punt. Earned All–NFL honors three times and made five Pro Bowl appearances. Attended University of San Francisco and Tulsa. Born February 18, 1931 in San Francisco, CA.

## Y.A. TITTLE

**Quarterback, 1951–60**
**Offensive Consultant, 1965–69**
**49ers Hall of Fame Inductee:** 2009
**Pro Football Hall of Fame Inductee:** 1971

Had 17 years of NFL experience, finishing his career with 33,070 passing yards and 281 touchdowns (39 rushing). Won NFL Most Valuable Player Award in 1961 and '63. Threw 33 touchdown passes and a career–high 3,224 yards in 1962. In '63 he threw 36 touchdowns, completing 60.2 percent of his passes. Also played for the Baltimore Colts (1948–50) and the New York Giants (1961–64). Played college ball at Lousiana State University. Born October 24, 1926 in Marshall, TX.

## BILL WALSH

**Head Coach, 1979–88**
**49ers Hall of Fame Inductee:** 2009
**Pro Football Hall of Fame Inductee:** 1993

Led "The Team of the '80s" to three Super Bowl titles (XVI, XIX, XXIII) in 10 years. Compiled a .617 winning percentage with a 102–63–1 mark that included 10 wins in 14 postseason games. Notorious for his reputation of being an outstanding offensive coach, Walsh developed what is now known as the "West Coast Offense." Named NFL Coach of the Year in 1981 and '84. Attended San Jose State. Born November 30, 1931 in Los Angeles, CA.

# EDWARD J. DEBARTOLO SR. 49ERS HALL OF FAME (CONT.)

## DAVE WILCOX

**Linebacker, 1964–74**
**49ers Hall of Fame Inductee:** 2009
**Pro Football Hall of Fame Inductee:** 2000

Nicknamed "The Intimidator" by coaches and teammates for his tough, hard–nosed playing style. Considered to be one of the fin–est outside linebackers to ever play the game. Earned seven Pro Bowl nominations and was a seven–time All–Pro selection. Was selected by his teammates as the Len Eshmont Award win–ner as the team's most inspirational and coura–geous player in 1967. Had his best season as a professional in 1973, recording 104 tackles, 13 for loss, two interceptions, four forced fumbles and one fumble recovery. Born September 29, 1942 in Eugene, OR.

## STEVE YOUNG

**Quarterback, 1987–99**
**49ers Hall of Fame Inductee:** 2009
**Pro Football Hall of Fame Inductee:** 2005

One of the greatest quarterbacks in NFL history, standing as the 3rd most accurate passer in league history and possessing an out–standing 96.8 quarterback rating. Dominating arm strength and mobility yielded 232 regular season touchdown tosses and 4,239 rushing yards during his years at Tampa Bay (1985–86) and San Francisco (1987–99). Recorded 28, 300–yard passing games during his prolific career. His 43 rushing touchdowns are the most by a quarterback in NFL history. Was a two–time NFL Most Valuable Player (1992 & 1994) and Super Bowl XXIX MVP. Earned 7 consecu–tive Pro Bowl nominations (1992–98) and was All–Pro (1992–94). His six touchdown passes in Super Bowl XXIX victory over San Diego stands as a Super Bowl record. Born October 11, 1961 in Salt Lake City, UT.

# 49ERS IN PRO FOOTBALL HALL OF FAME

| POS | PLAYER | YEARS ON 49ERS | YEAR INDUCTED |
|---|---|---|---|
| G/T | Larry Allen | 2006–07 | 2013 |
| DE | Fred Dean | 1981–85 | 2008 |
| Owner | Edward J. DeBartolo Jr. | 1977–2000 | 2016 |
| DE | Richard Dent | 1994 | 2011 |
| LB | Chris Doleman | 1996–98 | 2012 |
| DB | Tony Dungy | 1979 | 2016 |
| LB | Kevin Greene | 1997 | 2016 |
| LB | Charles Haley | 1986–91, '99 | 2015 |
| WR | Bob Hayes | 1975 | 2009 |
| LB | Rickey Jackson | 1994–95 | 2010 |
| CB | Jimmy Johnson | 1961–76 | 1994 |
| FB | John Henry Johnson | 1954–56 | 1987 |
| DB | Ronnie Lott | 1981–90 | 2000 |

| POS | PLAYER | YEARS ON 49ERS | YEAR INDUCTED |
|---|---|---|---|
| HB | Hugh McElhenny | 1952–60 | 1970 |
| QB | Joe Montana | 1979–92 | 2000 |
| DT | Leo Nomellini | 1950–63 | 1969 |
| FB | Joe Perry | 1946–60, '63 | 1969 |
| WR | Jerry Rice | 1985–2000 | 2010 |
| CB | Deion Sanders | 1994 | 2011 |
| RB | O.J. Simpson | 1978–79 | 1985 |
| T | Bob St. Clair | 1953–63 | 1990 |
| QB | Y.A. Tittle | 1951–60 | 1971 |
| Coach | Bill Walsh | 1979–88 | 1993 |
| LB | Dave Wilcox | 1964–74 | 2000 |
| S | Rod Woodson | 1997 | 2009 |
| QB | Steve Young | 1987–99 | 2005 |

# 49ERS RETIRED JERSEYS

**QB Steve Young**—Played for the 49ers from 1987–99 standing as the most accurate passer in league history with a 96.8 quarterback rating…Totaled 221 regular season touchdown passes and 3,581 rushing yards with the 49ers....His 43 rushing touchdowns are the most by a quarterback in NFL history...Was a two–time NFL Most Valuable Player (1992 & 1994) and Super Bowl XXIX MVP…Earned seven consecutive Pro Bowl nods (1992–98) and was All–Pro (1992–94). Inducted into Pro Football Hall of Fame in 2005...Had jersey retired in 2008.

**QB John Brodie**—Played for the 49ers from 1957–73...Holds the team record with 17 years of service...Ranks second in team history with 31,548 passing yards and third with 214 touchdown passes... Guided the 49ers to back–to–back NFC Championship games in 1970 and 1971...Was named NFL Most Valuable Player in 1970... Had jersey retired in 1973.

**QB Joe Montana**—Played for the 49ers from 1979–92...Led San Francisco to four Super Bowl Championships (1981, 1984, 1988, 1989)...Holds team records with 35,124 passing yards and 244 touchdown passes...Selected to eight Pro Bowls, including seven with the 49ers...Named NFL Most Valuable Player four times (1981, 1984, 1989, 1990) and Super Bowl MVP three times (XVI, XIX, XXIV)... Had jersey retired in 1997...Inducted into Pro Football Hall of Fame in 2000.

**RB Joe Perry**—Played 14 years in two stints for the 49ers from 1948–60 and 1963...Finished career as team's all–time leading rusher with 7,344 yards...Scored 351 points, including team–record 50 rushing touchdowns, during career...Led team in rushing eight seasons, including seven consecutive (1949–55)...Named NFL Player–of–the–Year by UPI in 1954 and 1955...Inducted into Pro Football Hall of Fame in 1969...Had jersey retired in 1971.

**DB Jimmy Johnson**—Played for the 49ers from 1961–76...Holds team record with 212 games played during career...Finished with 47 interceptions to rank second in team history...Selected to five Pro Bowls and named Len Eshmont Award winner twice...Played wide receiver in second season before becoming full–time defensive back in 1963...Named first–team All–Pro four times (1969, 1970, 1971, 1972)...Had jersey retired in 1977...Inducted into Pro Football Hall of Fame in 1994.

**RB Hugh McElhenny**—Played for the 49ers from 1952–60... Rushed for 4,288 yards on 877 carries and 35 touchdowns for San Francisco...Was named NFL Player of the Year and NFL Rookie of the Year in 1952...Selected to five Pro Bowls...Led team in rushing in 1956 and 1957...Inducted into Pro Football Hall of Fame in 1970... Had jersey retired in 1971.

**S Ronnie Lott**—Played for the 49ers from 1981–90...Played in 10 Pro Bowls and won four Super Bowl titles...Earned All–Pro honors at three different positions—cornerback, free safety and strong safety...Registered 1,161 career tackles, including five seasons with 100–or–more tackles...Ranks fifth in NFL history with 63 career interceptions...Holds NFL postseason record with nine interceptions in career...Inducted into Pro Football Hall of Fame in 2000...Had jersey retired in 2003.

**DT Charlie Krueger**—Played for the 49ers from 1959–73...Two–time Pro Bowl defensive tackle (1960, 1964)...Received All–Pro recognition in the years 1960, 1965 and 1966...Had jersey retired in 1974.

**T Leo Nomellini**—Played for the 49ers from 1950–63...Did not miss a game during his 14–year career, playing in 174 consecutive regular season games...Selected to 10 Pro Bowls...Was first–ever NFL draft choice by 49ers...Was first–team All–Pro six times and second–team choice three times...Inducted into Pro Football Hall of Fame in 1969...Had jersey retired in 1971.

**T Bob St. Clair**—Played for the 49ers from 1953–63...Exceptional offensive lineman...Also played goal line defense and blocked 10 field goals in 1956...One of the tallest players in team history at 6–9...Named to Pro Bowl five times...Earned All–NFL honors three times in career...Local product, attended University of San Francisco and Polytechnic High in San Francisco...Inducted into Pro Football Hall of Fame in 1990...Had jersey retired in 2001.

**WR Jerry Rice**—Played for the 49ers from 1985–2000...Holds 14 regular season records and 10 postseason records...Among them, he is the all–time leader in career receptions (1,549), receiving yards (22,895) and touchdown receptions (197)....A 10–time All–Pro, was selected to 13 Pro Bowls and won three Super Bowl championships with the 49ers (1988, 1989, 1994)...Twice named AP NFL Offensive Player of the Year (1987, 1993)...Played his first 16 seasons in San Francisco, where he holds nearly every 49ers receiving record...Had jersey retired in 2010.

**WR Dwight Clark**—Played for the 49ers from 1979–87...Finished with 506 receptions for 6,750 yards and 48 touchdowns...Ranks fourth on 49ers all–time receptions list and third in receiving yards...Two–time Pro Bowler (1981, 1982) and first–team All–Pro in 1982 and 1983...Had jersey retired in 1988.

# PRO BOWL 49ERS

**1950 (JAN. 14, 1951)**
Frank Albert, QB
Visco Grgich, G
Leo Nomellini, T
Norm Standlee, FB
John Strzykalski, HB

**1951 (JAN. 12, 1952)**
Jim Cason, HB
Ray Collins, T
Leo Nomellini, T
* Gordy Soltau, E

**1952 (JAN. 10, 1953)**
Ed Henke, E
* Bill Johnson, C
Hugh McElhenny, HB
Leo Nomellini, T
Joe Perry, FB
Gordy Soltau, E

**1953 (JAN. 17, 1954)**
* Bill Johnson, C
Hugh McElhenny, HB
Art Milchalik, G
* Leo Nomellini, T
* Joe Perry, FB
* Gordy Soltau, E
Y.A. Tittle, QB

**1954 (JAN. 16, 1955)**
* Bruno Banducci, G
Al Carapella, T
Jim Cason, HB
* John Henry Johnson, HB
* Joe Perry, FB
* Y.A. Tittle, QB
*+ Billy Wilson, E

**1955 (JAN. 15, 1956)**
Dick Moegle, HB
Bob Toneff, T
* Billy Wilson, E

**1956 (JAN. 13, 1957)**
* Hugh McElhenny, HB
Leo Nomellini, T
* Bob St. Clair, T
* Billy Wilson, E

**1957 (JAN. 12, 1958)**
Marv Matuszak, LB
*+ Hugh McElhenny, HB
Leo Nomellini, T
* Y.A. Tittle, QB
* Billy Wilson, E

**1958 (JAN. 11, 1959)**
Hugh McElhenny, HB
Jerry Mertens, HB
Leo Nomellini, T
* Bob St. Clair, T
* Billy Wilson, E

**1959 (JAN. 17, 1960)**
Dave Baker, HB
Leo Nomellini, T
* Bob St. Clair, T
* J.D. Smith, FB
Billy Wilson, E
Abe Woodson, DHB

**1960 (JAN. 15, 1961)**
* Bruce Bosley, G
Charlie Krueger, DT
Leo Nomellini, T
* Bob St. Clair, T
Abe Woodson, DHB

**1961 (JAN. 14, 1962)**
* Ted Connolly, G
* Eddie Dove, DHB
Leo Nomellini, T
* Bob St. Clair, T
* Abe Woodson, DHB

**1962 (JAN. 13, 1963)**
* Tommy Davis, K
Matt Hazeltine, LB
* J.D. Smith, FB
* Abe Woodson, DHB

**1963 (JAN. 12, 1964)**
* Tommy Davis, K
Abe Woodson, DHB

**1964 (JAN. 10, 1965)**
Matt Hazeltine, LB
Charlie Krueger, DT
Dave Parks, E

**1965 (JAN. 16, 1966)**
* Bruce Bosley, C
* John Brodie, QB
John David Crow, HB
* Dave Parks, E
* Walt Rock, T
* Ken Willard, FB

**1966 (JAN. 22, 1967)**
Bruce Bosley, C
* Howard Mudd, G
* Dave Parks, E
Walt Rock, T
John Thomas, T
Dave Wilcox, LB
Ken Willard, FB

**1967 (JAN. 21, 1968)**
Bruce Bosley, C
Howard Mudd, G

**1968 (JAN. 19, 1969)**
* Kermit Alexander, CB
* Clifton McNeil, E
* Howard Mudd, G
Dave Wilcox, LB
* Ken Willard, FB

**1969 (JAN. 18, 1970)**
Elmer Collett, G
Jimmy Johnson, CB
Gene Washington, WR
* Dave Wilcox, LB
Ken Willard, FB

**1970 (JAN. 24, 1971)**
* John Brodie, QB
* Jimmy Johnson, CB
Len Rohde, T
* Gene Washington, WR
Dave Wilcox, LB

**1971 (JAN. 23, 1972)**
* Forrest Blue, C
* Cedrick Hardman, DE
* Jimmy Johnson, CB
* Ted Kwalick, TE
Bruce Taylor, CB
* Gene Washington, WR
Vic Washington, RB
* Dave Wilcox, LB

**1972 (JAN. 21, 1973)**
* Forrest Blue, C
* Jimmy Johnson, CB
* Ted Kwalick, TE
Woody Peoples, G
* Gene Washington, WR
* Dave Wilcox, LB

**1973 (JAN. 20, 1974)**
* Forrest Blue, C
* Ted Kwalick, TE
Woody Peoples, G
* Dave Wilcox, LB
* Tom Wittum, P

**1974 (JAN. 20, 1975)**
Forrest Blue, C
Jimmy Johnson, CB
* Tom Wittum, P

**1975 (JAN. 26, 1976)**
* Cedrick Hardman, DE

**1976 (JAN. 17, 1977)**
* Cleveland Elam, DT
* Tommy Hart, DE
Dave Washington, LB
Delvin Williams, RB

**1977 (JAN. 23, 1978)**
* Cleveland Elam, DT

**1978 (JAN. 29, 1979)**
None

**1979 (JAN. 27, 1980)**
None

**1980 (FEB. 1, 1981)**
None

**1981 (JAN. 31, 1982)**
Dwight Clark, WR
* Randy Cross, G
Fred Dean, DE
Dwight Hicks, S
* Ronnie Lott, CB
* Joe Montana, QB

**1982 (FEB. 6, 1983)**
* Dwight Clark, WR
* Randy Cross, G
Dwight Hicks, S
Ronnie Lott, CB

**1983 (JAN. 29, 1984)**
Fred Dean, DE
Dwight Hicks, S
* Ronnie Lott, CB
Joe Montana, QB
49ers Coaching Staff

**1984 (JAN. 27, 1985)**
* Randy Cross, G
Keith Fahnhorst, T
* Dwight Hicks, S
Ronnie Lott, CB
* Joe Montana, QB
* Fred Quillan, C
Keena Turner, LB
Wendell Tyler, RB
Carlton Williamson, S
Eric Wright, CB

**1985 (FEB. 2, 1986)**
Michael Carter, NT
* Roger Craig, FB
*# Joe Montana, QB
Fred Quillan, C
* Carlton Williamson, S
*# Eric Wright, CB

**1986 (FEB. 1, 1987)**
* Ronnie Lott, S
* Jerry Rice, WR

**1987 (FEB. 7, 1988)**
* Michael Carter, NT
Roger Craig, RB
* Ronnie Lott, S
* Joe Montana, QB
* Jerry Rice, WR

**1988 (JAN. 29, 1989)**
Michael Carter, NT
* Roger Craig, RB
Charles Haley, LB–DE
* Ronnie Lott, S
* Jerry Rice, WR
John Taylor, WR

**1989 (FEB. 4, 1990)**
Roger Craig, RB
* Ronnie Lott, S
Guy McIntyre, G
* Joe Montana, QB
* Jerry Rice, WR
John Taylor, WR

**1990 (FEB. 3, 1991)**
* Charles Haley, LB–DE
* Ronnie Lott, S
Guy McIntyre, G
*# Joe Montana, QB
* Jerry Rice, WR
49ers Coaching Staff

**1991 (FEB. 2, 1992)**
Charles Haley, LB–DE
* Guy McIntyre, G
* Jerry Rice, WR

**1992 (FEB. 7, 1993)**
* Pierce Holt, DL
Brent Jones, TE
* Guy McIntyre, G
* Jerry Rice, WR
Steve Wallace, T
Ricky Watters, RB
* Steve Young, QB
49ers Coaching Staff

**1993 (FEB. 6, 1994)**
* Harris Barton, T
Brent Jones, TE
* Tim McDonald, SS
Guy McIntyre, G
* Jerry Rice, WR
Jesse Sapolu, C
Ricky Watters, RB
Steve Young, QB
49ers Coaching Staff

**1994 (FEB. 5, 1995)**
* Merton Hanks, FS
* Brent Jones, TE
Tim McDonald, SS
Bart Oates, C
* Jerry Rice, WR
* Deion Sanders, CB
Jesse Sapolu, G
Dana Stubblefield, DT
Ricky Watters, RB
* Steve Young, QB

**1995 (FEB. 4, 1996)**
* Eric Davis, CB
* Merton Hanks, FS
Brent Jones, TE
Tim McDonald, SS
Ken Norton Jr., LB
Bart Oates, C
*+ Jerry Rice, WR
Dana Stubblefield, DT
* Lee Woodall, LB
Steve Young, QB

**1996 (FEB. 2, 1997)**
* Merton Hanks, FS
* Jerry Rice, WR
* Bryant Young, DT
Steve Young, QB

**1997 (FEB. 1, 1998)**
Chris Doleman, DE
Kevin Gogan, G
* Merton Hanks, FS
Ken Norton, Jr., LB
* Dana Stubblefield, DT
Lee Woodall, LB
Steve Young, QB

**1998 (FEB. 7, 1999)**
Garrison Hearst, RB
* Kevin Gogan, G
Jerry Rice, WR
* Steve Young, QB
Winfred Tubbs, LB

**1999 (FEB. 6, 2000)**
* Lance Schulters, S
Bryant Young, DT

**2000 (FEB. 4, 2001)**
Jeff Garcia, QB
Charlie Garner, RB
Terrell Owens, WR

**2001 (FEB. 9, 2002)**
Ray Brown, G
Jeff Garcia, QB
Garrison Hearst, RB
Jeremy Newberry, C
* Terrell Owens, WR
Bryant Young, DT

**2002 (FEB. 2, 2003)**
Jeff Garcia, QB
Jeremy Newberry, C
* Terrell Owens, WR
Julian Peterson, LB
* Ron Stone, G
Bryant Young, DT

**2003 (FEB. 8, 2004)**
* Fred Beasley, FB
Terrell Owens, WR
Julian Peterson, LB

**2004 (FEB. 13, 2005)**
Brian Jennings,
need player

**2005 (FEB. 12, 2006)**
None

**2006 (FEB. 10, 2007)**
* Frank Gore, RB
* Larry Allen, G
Walt Harris, CB

**2007 (FEB. 10, 2008)**
Patrick Willis, LB
* Andy Lee, P

**2008 (FEB. 8, 2009)**
* Patrick Willis, LB

**2009 (JAN. 31, 2010)**
* Vernon Davis, TE
* Andy Lee, P
*# Patrick Willis, LB
Frank Gore, RB
Justin Smith, DT

**2010 (JAN. 30, 2011)**
* Patrick Willis, LB
Justin Smith, DT

**2011 (JAN. 29, 2012)**
* David Akers, K
Dashon Goldson, S
Frank Gore, RB
* Brian Jennings, LS
* Andy Lee, P
* Carlos Rogers, CB
* Justin Smith, DT
* Joe Staley, T
* Patrick Willis, LB

**2012 (JAN. 27, 2013)**
NaVorro Bowman, LB
Ahmad Brooks, LB
Frank Gore, RB
* Dashon Goldson, S
* Mike Iupati, G
* Aldon Smith, LB
* Justin Smith, DT
* Joe Staley, T
* Donte Whitner, S
* Patrick Willis, LB
*% 49ers did not participate as the team advanced to Super Bowl XLVII*

**2013 (JAN. 26, 2014)**
NaVorro Bowman, LB
Ahmad Brooks, LB
Vernon Davis, TE
Frank Gore, RB
Mike Iupati, G
Justin Smith, DT
Eric Reid, S
Joe Staley, T
Patrick Willis, LB

**2014 (JAN. 25, 2015)**
Antoine Bethea, S
Mike Iupati, G
Joe Staley, T

**2015 (JAN. 31, 2016)**
NaVorro Bowman, LB
Joe Staley, T

**2016 (JAN. 29, 2017)**
None

**2017 (JAN. 28, 2018)**
* Kyle Juszczyk, FB

*+ MVP  * Starter  # Voted as starter but did not play*

# ALL-PRO 49ERS

**1946** — Alyn Beals E (First Team UPI, AAFC), Bruno Banducci G (First Team UPI, NYN, AAFC), Frank Albert QB (First Team NYN), Norm Standlee F (Second Team UPI, NYN, AAFC), Garland Gregory G (Second Team NYN)

**1947** — Bruno Banducci G (First Team AP, NYN, CO, AAFC), Bob Bryant T (First Team CB), Alyn Beals E (Second Team CB, AAFC), John Woudenberg T (Second Team AP, AAFC), John Stryzykalski H (Second Team AAFC), Norm Standlee F (Second Team AAFC), Garland Gregory G (Second Team CB)

**1948** — Alyn Beals E (First Team UPI, NYN, AAFC), John Strzykalski H (First Team UPI, NYN, AAFC), John Woudenberg T (First Team NYN), Riley Matheson G (Second Team NYN, AAFC), Frank Albert QB (First Team SN, SP, NYN), Bruno Banducci G (Honorable Mention AP, SN)

**1949** — Alyn Beals E (First Team UPI, NYN, IN, AAFC) Visco Grgich G (First Team UPI, NYN, AAFC), Joe Perry B (First Team UPI, NYN, AAFC), Frank Albert QB (First Team AAFC), John Woudenberg T (Honorable Mention UPI), Bruno Banducci G (Honorable Mention UPI), Bill Johnson C (Honorable Mention UPI), Jim Cason H (First Team IN), Jim Strzykalski H (Honorable Mention UPI)

**1950** — John Strzykalski H (Second Team AP), Visco Grgich G (Honorable Mention AP, UPI), Frank Albert QB (Honorable Mention AP), Joe Perry F (Honorable Mention AP)

**1951** — Leo Nomellini T (First Team AP) Gordy Soltau E (Second Team UPI), Bruno Banducci G (Second Team AP, UPI), Joe Perry F (Honorable Mention AP)

**1952** — *1 Hugh McElhenny HB (First Team AP, UPI, NYN), Leo Nomellini DT (First Team AP, UPI, NYN), Gordy Soltau E (First Team AP, UPI, NYN), Bob Toneff T (Second Team AP, UPI, NYN), Bruno Banducci G (First Team NYN), Bill Johnson C (Second Team AP, NYN), Joe Perry RB (Honorable Mention AP, UPI), Ed Henke DE (Second Team UPI, NYN), Visco Grgich G (Honorable Mention UPI), Hardy Brown LB (Second Team NYN), Lowell Wagner DB (Second Team NYN), Jim Cason DB (Honorable Mention AP)

**1953** — Bruno Banducci G (First Team UPI), Hugh McElhenny HB (First Team AP, UPI, NYN), Leo Nomellini DT (First Team AP, UPI, NYN, PFD), Joe Perry FB (First Team AP, UPI, NYN, PFD), Gordy Soltau E (Second Team UPI), Bob St. Clair T (Second Team UPI), Bill Johnson C (Second Team UPI), Y.A. Tittle QB (Honorable Mention AP), Charley Powell DE (Honorable Mention), Art Michalik G (Second Team NYN), Hardy Brown LB (Honorable Mention AP, UPI)

**1954** — Bruno Banducci G (First Team AP, UPI, SN, NYN), Leo Nomellini DT (First Team AP, UPI, NYN), Joe Perry FB (First Team AP, UPI, SN, PFD), Billy Wilson E (Second Team AP, UPI, NYN), Bob St. Clair T (Second Team AP, UPI, NYN), Bill Johnson C (First Team NYN), Hugh McElhenny RB (Second Team AP, UPI, SN), John Henry Johnson RB (Second Team UPI, NYN), Bob Toneff DT (Honorable Mention UPI)

**1955** — Bob St. Clair T (First Team UPI, NEA), Bob Toneff DT (First Team AP, SN, NYN), Billy Wilson E (First Team UPI, NEA, SN, NYN), Bill Johnson C (Second Team NEA), Joe Perry RB (Honorable Mention AP), Hardy Brown LB (Honorable Mention AP), Rex Berry DB (Second Team NEA)

**1956** — Bob St. Clair T (First Team NEA), Billy Wilson E (Second Team AP, UPI, NEA), Hugh McElhenny RB (Second Team AP, UPI, NEA, NYN)

**1957** — Marv Matuszak LB (First Team AP, UPI, NEA), Leo Nomellini DT (First Team AP, UPI), *2 Y.A. Tittle QB (First Team AP, UPI, NYN), Billy Wilson E (First Team AP, UPI, NEA, NYN), Dickey Moegle RB (First Team NYN), Clyde Conner E (Second Team NYN), Hugh McElhenny RB (Second Team AP, NEA)

**1958** — Billy Wilson E (Second Team NEA, NYN, FW), Bob St. Clair T (Second Team AP, NEA, FW), Dickey Moegle RB (Second Team FW)

**1959** — Leo Nomellini DT (First Team AP, UPI, NEA, NYN, HE, DN), J.D. Smith RB (First Team UPI, DN), Abe Woodson CB (First Team AP, UPI), Billy Wilson E (Second Team NEA), Bob St. Clair T (Honorable Mention UPI), Bruce Bosley G (Second Team AP), Matt Hazeltine LB (Honorable Mention UPI), Dave Baker S (Honorable Mention UPI), Eddie Dove S (Honorable Mention UPI)

**1960** — Abe Woodson CB (First Team AP, NYN), R.C. Owens E (Second Team AP), Bob St. Clair T (First Team NEA), Bruce Bosley G (Second Team UPI, NEA, NYN), Charlie Krueger DE (Second Team AP), Leo Nomellini DT (Second Team AP, NYN), Matt Hazeltine LB (Honorable Mention UPI), Dave Baker S (Second Team AP, UPI, NEA, NYN, DN)

**1961** — Abe Woodson CB (First Team NYN), Bob St. Clair T (Second Team NEA), Bruce Bosley G (Second Team NEA), Leo Nomellini DT (Second Team NEA), Eddie Dove S (Second Team UPI), Hugh McElhenny RB (Honorable Mention NEA), J.D. Smith RB (Honorable Mention NEA), Dave Baker S (Honorable Mention NEA)

**1962** — Abe Woodson CB (First Team NEA, FN), Bob St. Clair T (Second Team AP), Leo Nomellini DT (Second Team UPI), Matt Hazeltine LB (Second Team AP, UPI, NEA), J.D. Smith RB (Honorable Mention UPI)

**1963** — Abe Woodson CB (First Team NEA), Bob St. Clair T (Second Team NEA), Matt Hazeltine LB (Honorable Mention AP, NEA)

**1964** — Matt Hazeltine LB (First Team CBS), Jimmy Johnson CB (Second Team NEA)

**1965** — Dave Parks SE (First Team AP, NEA, UPI, NYN, FN, DN), John Brodie QB (First Team FN, NEA), Bernie Casey E (Honorable Mention UPI), Len Rohde T (Honorable Mention UPI), John Thomas T (Honorable Mention UPI), Ken Willard RB (Second Team AP, UPI, NEA), Clark Miller DE (Honorable Mention UPI), Charlie Krueger DT (Second Team AP), Matt Hazeltine LB (Honorable Mention UPI), Jimmy Johnson CB (Second Team AP, NEA)

**1966** — Dave Parks SE (First Team NEA, DN), John Thomas G (First Team AP, NEA), Bernie Casey E (Honorable Mention UPI), Howard Mudd G (Honorable Mention UPI), Bruce Bosley C (Second Team NYN, NEA), Ken Willard RB (Honorable Mention UPI), Charlie Krueger DT (Honorable Mention UPI), Dave Wilcox LB (Second Team UPI, NEA), Jimmy Johnson CB (Second Team AP, UPI)

**1967** — Howard Mudd G (First Team NEA), Dave Wilcox LB (First Team NEA)

**1968** — Clifton McNeil WR (First Team AP, PWA, NEA, UPI, NYN, FN, DN), Howard Mudd G (First Team AP, NEA, UPI, PF, NYN, FN, DN), Cas Banaszek T (Second Team FN), Ken Willard RB (Second Team UPI), Kermit Alexander CB (Second Team UPI, NYN, FN), Jimmy Johnson CB (Second Team NEA)

**1969** — Jimmy Johnson CB (First Team NEA), Len Rohde T (Second Team NEA), Dave Wilcox LB (Second Team UPI, NEA, SI)

**1970** — *3 John Brodie QB (First Team AP, NEA, PFWA, FN, PFW), Jimmy Johnson CB (First Team AP, NEA, PFWA, SI, PFW), Gene Washington WR (First Team AP, NEA, PFWA, FN, SI, PFW, DN), Dave Wilcox OLB (First Team NEA, Second Team UPI)

**1971** — Forrest Blue C (First Team AP, PFWA, FN, SI), Cedrick Hardman DE (First Team SI), Jimmy Johnson CB (First Team AP, NEA, PFWA, FN, SI, DN), Ted Kwalick TE (Second Team PFWA, NEA, FN), Gene Washington WR (Second Team PFWA, NEA, FN), Dave Wilcox OLB (First Team AP, NEA, PFWA), Bruce Taylor CB (Second Team FN)

**1972** — Forrest Blue C (First Team AP, PFWA, FN, SI, DN), Jimmy Johnson CB (First Team AP, NEA, PFWA, SI), Ted Kwalick TE (First Team AP, NEA, FN, DZ), Gene Washington (First Team AP, PFWA, DN), Dave Wilcox OLB (First Team AP, NEA, PFWA, SI), Cedrick Hardman DE (Second Team FN)

**1973** — Forrest Blue C (First Team AP, PFWA), Dave Wilcox OLB (First Team NEA, PFWA, FN), Ted Kwalick TE (First Team NYN)

**1974** — Forrest Blue C (Second Team FN)

**1975** — Cedrick Hardman DE (Second Team NEA)

**1976** — Tommy Hart DE (First Team NEA, PFWA, FN), Cleveland Elam DT (Second Team NEA)

**1977** — Cleveland Elam DT (First Team AP, NEA, PFWA, SI, NYN, CPW)

**1978** — None

**1979** — None

**1980** — Randy Cross G (Second Team NEA)

**1981** — Randy Cross G (First Team NEA, PFWA, FD), *4 Fred Dean DE (First Team AP, PFWA, SN, FD), Dwight Hicks S (First Team FD), Ronnie Lott CB (First Team AP, NEA, PFWA, SN, FD, SI), *5 Joe Montana QB (Second Team AP, NEA, FD), Jack Reynolds LB (Second Team FD), Ray Wersching K (Honorable Mention SI)

**1982** — *6 Dwight Clark WR (First Team AP, NEA, PFWA, FW, FD, SI), Keena Turner LB (Second Team NEA), Ronnie Lott CB (First Team FD)

**1983** — Keith Fahnhorst T (First Team NEA, CPNW, SI, USA), Ronnie Lott CB (First Team PFWA, FD), Joe Montana QB (Second Team NEA, CPNW), Fred Dean (First Team FI), Dwight Hicks FS (Second Team CPNW)

**1984** — Randy Cross G (Second Team AP, NEA, FD), Keith Fahnhorst T (First Team AP, NEA, PFWA, CPNW, SI, USA), *7 Joe Montana, QB (Second Team AP, NEA, CPNW, FD), Eric Wright, CB (Second Team AP), Fred Quillan C (Second Team CPNW), Ronnie Lott CB (Second Team FD), Keena Turner LB (Second Team CPNW), Dwight Hicks FS (Second Team CPNW)

**1985** — Michael Carter NT (Second Team AP, CPNW), Roger Craig FB (First Team CPNW), Randy Cross G (First Team NEA), Keith Fahnhorst T (Second Team NEA), Keena Turner LB (Second Team NEA), Eric Wright CB (First Team AP, NEA, SN, CPNW, FD, SI), Joe Montana QB (Second Team CPNW), Carlton Williamson SS (Second Team CPNW).

**1986** — Michael Carter NT (First Team NEA, USA), Randy Cross G (Second Team AP, NEA), Ronnie Lott S (First Team AP, NEA, PFWA, CPNW, FD, FI, USA), *8 Jerry Rice WR (First Team AP, NEA, PFWA, SN, CPNW, FD, SI, FI, USA).

**1987** — Michael Carter NT (First Team AP, NEA, PFWA, SN, CPNW, FD, FI), Ronnie Lott S (First Team AP, PFWA, SN, CPNW, FD, USA), Joe Montana QB (First Team AP, PFWA, FD, SI, FI, USA), *9 Jerry Rice WR (First Team AP, NEA, PFWA, SN, CPNW, FD, SI, FI, USA), Don Griffin CB (First Team CPNW), Jeff Fuller SS (Second Team CPNW)

# ALL-PRO 49ERS (CONT.)

**1988** — Michael Carter NT (First Team NEA, CPNW), *10 Roger Craig RB (First Team AP, PFWA, NEA, SN, CPNW, FD, SI, FI, USA), Ronnie Lott S (First Team NEA), *11 Jerry Rice WR (First Team AP, PFWA, SN, FD, USA), *12 John Taylor WR (First Team PFWA, SN, CPNW, FI), Harris Barton T (Honorable Mention AP), Randy Cross C (Honorable Mention AP), Joe Montana QB (Honorable Mention AP), Charles Haley OLB (First Team FI), Tim McKyer CB (First Team CPNW, USA)

**1989** — Mike Cofer K (First Team AP, NEA, CPNW, FD), Ronnie Lott S (First Team AP, PFWA, SI, USA), *13 Joe Montana QB (First Team AP, PFWA, NEA, SN, CPNW, SI, FD, FI, USA), Jerry Rice WR (First Team AP, PFWA, NEA, SN, CPNW, SI, FD, FI, USA), John Taylor (Second Team AP – Kick Returner), Guy McIntyre G (First Team CPNW, FD), Michael Walter ILB (Second Team NEA)

**1990** — *14 Charles Haley LB–DE (First Team AP, NEA, PFWA, SI, FD, FI, NA, USA), Ronnie Lott S (First Team AP, NEA, PFWA, SI, FD, USA), *15 Joe Montana QB (First Team AP, NEA), *16 Jerry Rice WR (First Team AP, NEA, PFWA, CPNW, SI, SN, FD, FI, NA, USA), Brent Jones TE (Honorable Mention AP), Steve Wallace T (Honorable Mention AP), Guy McIntyre G (Second Team CPNW), Harris Barton T (Second Team NA), Jesse Sapolu C (Honorable Mention AP), Kevin Fagan DE (First Team NA), Pierce Holt DE (Second Team NA), Michael Carter NT (Honorable Mention AP), Matt Millen LB (Honorable Mention AP)

**1991** — Jerry Rice WR (First Team SN), Harris Barton T (First Team SI), Steve Wallace T (Second Team CPNW), Guy McIntyre G (Honorable Mention AP), Michael Carter NT (Honorable Mention AP), John Taylor KR (Honorable Mention AP)

**1992** — Harris Barton T (First Team AP, PFWA, SI, FD, USA), Pierce Holt DE (Second Team NEA, AP), Brent Jones TE (First Team NEA, CPNW), Guy McIntyre G (First Team CPNW, FI, USA), Jerry Rice WR (First Team AP, NEA, PFWA, CP, SI, SN, FD, FI, USA), Steve Wallace T (First Team PFWA, CPNW), *17 Steve Young (First Team AP, NEA, PFWA, CPNW, SI, SN, FD, FI), Ricky Watters RB (Honorable Mention AP), Michael Carter DT (Honorable Mention AP), Jesse Sapolu C (Honorable Mention AP), Roy Foster G (First Team USA), George Seifert Coach (Second Team CPNW)

**1993** — Harris Barton T (First Team AP, PFWA, SN, CPNW, USA), Brent Jones TE (First Team USA), Tim McDonald S (First Team CPNW, FD), *18 Jerry Rice WR (First Team AP, PFWA, SN, CPNW, SI, FD, FI, USA), Steve Young QB (First Team AP, PFWA, CPNW, FD, FI), Steve Wallace T (First Team FD), Guy McIntyre G (First Team FD, FI), Jesse Sapolu C (Honorable Mention AP), Dana Stubblefield DT (Honorable Mention AP), Merton Hanks FS (First Team SI)

**1994** — Merton Hanks FS (First Team SN, CPNW, USA, SI, FD, USA), Brent Jones TE (Second Team AP), Jerry Rice WR (First Team AP, PFWA, SN, CPNW, SI, FD, FI, USA), Deion Sanders CB (First Team AP, PFWA, CPNW, SN, SI, FD, FI, USA), *19 Steve Young QB (First Team AP, PFWA, SN, CPNW, SI, FD, FI, USA), Dana Stubblefield DT (First Team FI, USA), Ken Norton Jr. MLB (Honorable Mention AP), Steve Wallace T (Honorable Mention AP), Jesse Sapolu G (Honorable Mention AP), Bart Oates C (Honorable Mention AP), Tim McDonald SS (Second Team FD)

**1995** — Merton Hanks FS (First Team AP, PFWA, SN, CPNW, FD, FI, USA, SI), Ken Norton Jr. LB (First Team AP, PFWA, CPNW, FD, FI), Eric Davis CB (First Team AP, PFWA, CPNW), Jerry Rice WR (First Team AP, PFWA, SN, CPNW, FD, FI, USA, SI), Brent Jones TE (Honorable Mention AP), Harris Barton T (Honorable Mention AP), Jesse Sapolu G (Honorable Mention AP), Tim McDonald SS (Second Team AP, CPNW, FD), Kirk Scrafford G (Honorable Mention AP), Bart Oates C (Honorable Mention AP), Steve Young QB (Second Team AP), Dana Stubblefield DT (First Team CPNW, FI), Bryant Young DT (Honorable Mention AP), Gary Plummer LB (Honorable Mention AP), Lee Woodall LB (Second Team CPNW, FD)

**1996** — Jerry Rice WR (First Team AP, CPNW, PFWA, SN, FD, FI, USA), Jesse Sapolu C (Second Team CPNW), Roy Barker DE (Honorable Mention AP), Bryant Young DT (First Team AP, PFWA, SN, CPNW, FD, SI, FI, USA), Dana Stubblefield DT (Second Team CPNW), Ken Norton Jr. MLB (First Team SI), Marquez Pope CB (Honorable Mention AP), Merton Hanks FS (First Team AP, USA, CPNW), Tim McDonald SS (Honorable Mention AP), Jeff Wilkins K (Honorable Mention AP)

**1997** — *20 Dana Stubblefield DT (First Team AP, SI, PFWA, PFW, FI, CPNW, SN, SI, FD), Merton Hanks FS (First Team CPNW, FD), Chris Doleman DE (Second Team CPNW), Bryant Young DT (Second Team CPNW), Steve Young QB (Second Team CPNW, FD), Kevin Gogan G (First Team FI)

**1998** — Kevin Gogan G (First Team CPFW), Merton Hanks FS (First Team USA), Garrison Hearst RB (Second Team CPFW, FN), Terrell Owens WR (Second Team FN), Bryant Young DT (First Team SN), Steve Young QB (First Team SN)

**1999** — Bryant Young DT (Second Team AP, CPFN, FD)

**2000** — Terrell Owens WR (First Team AP), Ray Brown G (Second Team CPNW)

**2001** — Terrell Owens WR (First Team AP, PFW, FD, CPNW, SN), Ray Brown G (Second Team AP, FD, CPNW), Scott Gragg T (Second Team FD), Bryant Young DT (First Team CPNW, Second Team AP, FD)

**2002** — Fred Beasley FB (First Team SI, FD, Second Team AP), Derrick Deese T (First Team SI, Second Team FD), Jeremy Newberry C (First Team PFW), Terrell Owens WR (First Team AP, SI, PFW, FD, SN), Tony Parrish S (First Team SI, FD), Julian Peterson LB (First Team CPNW, Second Team AP, FD), Ron Stone G (First Team PFW, FD)

**2003** — Fred Beasley FB (First Team FD, Second Team AP), Tony Parrish S (First Team PFW, Second Team AP), Julian Peterson LB (First Team AP, SI, PFW, FD, SN), Ron Stone G (Second Team FD)

**2004** — None

**2005** — None

**2006** — *Frank Gore RB (Second Team AP, First Team USA, All–NFC PFWA), Walt Harris CB (All–NFC PFWA)

**2007** — *Patrick Willis LB (First Team AP, SN, SI, PFWA, All–Rookie PFWA), Andy Lee P (First Team AP, PFWA), Michael Robinson RB (First Team SI – special teams)

**2008** — Patrick Willis LB (Second Team AP)

**2009** — *Patrick Willis LB (First Team AP, SN, SI, PFWA, PFW), Andy Lee P (Second Team AP)

**2010** — Patrick Willis LB (First Team AP)

**2011** — David Akers K (First Team AP, SI, DMN), NaVorro Bowman LB (First Team AP), Andy Lee P (First Team AP, SI, DMN, SN, PFW/PFWA), Carlos Rogers CB (Second Team AP), Justin Smith DT (First Team AP @ DT, Second Team AP @ DE, SI, DMN, PFW/PFWA), Joe Staley T (Second Team AP), Patrick Willis LB (First Team AP, SN, PFW/PFWA)

**2012** — NaVorro Bowman LB (First Team AP), Ahmad Brooks LB (Second Team AP, SI), Anthony Davis T (SI), Dashon Goldson S (First Team AP, SI), Mike Iupati G (First Team AP, SI, PFW/PFWA), Andy Lee P (First Team AP, PFW/PFWA), Aldon Smith LB (First Team AP, PFW/PFWA), Justin Smith DT (Second Team AP @ DT and DE), Joe Staley T (Second Team AP), Patrick Willis LB (First Team AP, PFW/PFWA)

**2013** — NaVorro Bowman LB (First Team AP), Ahmad Brooks LB (Second Team AP) Vernon Davis TE (Second Team AP), Justin Smith DT (Second Team AP), Joe Staley T (Second Team AP)

**2014** — None

**2015** — NaVorro Bowman LB (First Team AP)

**2016** — None

**2017** — None

*1 (1952) McElhenny was named UPI "Rookie of the Year" and Sport Magazine's "Player of the Year."
*2 (1957) Tittle was named UPI's "Player of the Year."
*3 (1970) Brodie was consensus NFL "Player of the Year" and consensus NFL "Offensive Player of the Year."
*4 (1981) Dean was named NFLPA's NFL "Defensive Lineman of the Year."
*5 (1981) Montana was named MVP of Super Bowl XVI.
*6 (1982) Clark was named Sports Illustrated's NFL "Player of the Year."
*7 (1984) Montana was named MVP of Super Bowl XIX.
*8 (1986) Rice was named Sports Illustrated's NFL "Player of the Year." He was also named NFL "Offensive Player of the Year."
*9 (1987) Rice was consensus NFL "Player of the Year" and consensus NFL "Offensive Player of the Year."
*10 (1988) Craig was named UPI NFC "Offensive Player of the Year," AP's NFL "Offensive Player of the Year," and Sports Illustrated's NFL "Player of the Year."
*11 (1988) Rice was named MVP of Super Bowl XXIII.
*12 (1988) Taylor was named NFLPA's NFC "Special Teams Player of the Year."
*13 (1989) Montana was named MVP of Super Bowl XXIV, consensus NFL "Player of the Year," and consensus NFL "Offensive Player of the Year."
*14 (1990) Haley was named UPI NFC "Defensive Player of the Year."
*15 (1990) Montana was named AP's NFL MVP, and Male Athlete of the Year. He was also named "Sportsman of the Year" by Sports Illustrated.
*16 (1990) Rice was named Sports Illustrated's NFL "Player of the Year."
*17 (1992) Young was consensus NFL "Player of the Year" and consensus NFL "Offensive Player of the Year."
*18 (1993) Rice was AP's "Offensive Player of the Year" and NEA's "Offensive Player of the Year."
*19 (1994) Young was consensus NFL "Player of the Year."
*20 (1997) Stubblefield was NFL "Defensive Player of the Year."
*21 (2006) Gore was named PFWA's "Most Improved Player."
*22 (2007) Willis was named AP's and PFWA's "Defensive Rookie of the Year."
*23 (2009) Willis was named "Linebacker of the Year" by the NFL Alumni.

AAFC – All–America Football Conference, AP – Associated Press, CBS – CBS–TV, CO – Coaches All Pro Team, CPNW – College and Pro Football Newsweekly, CPFN – College and Pro Football Weekly, DMN – Dallas Morning News, DN – Detroit News, DP – Detroit Press, FD – Football Digest, FI – NFL Films, FN – Football News, FW – Pro News Football Weekly, HE – Hearst All–Pro, HF – Pro Football Hall of Fame, IN – International News Service, NA – The National, NEA – Newspaper Enterprise Association, NYN – New York News, PFD – Pro Football Digest, PFI – Pro Football Illustrated, PFW – Pro Football Weekly, PFWA – Pro Football Writers, SI – Sports Illustrated, SN – Sporting News, SP – Sport Magazine, UPI – United Press International, USA – USA Today

# 49ERS TRADE HISTORY

## 1950

HB Emil Sitko from LA Rams for HB Glenn Davis.

E Gordy Soltau from Cle. for 1951 No. 4 draft choice.

DB Howie Livingston from Was. for undisclosed considerations.

## 1952

HB J.R. Boone from Chi. for 1953 No. 6 draft choice.

## 1953

E Bob Van Doren from Cle. for 1954 No. 8 draft choice.

HB Fred Bruney from Cle. for 1954 No. 10 draft choice.

## 1954

HB John Henry Johnson from Pit. for HB Ed Pullerton.

HB John Williams from Was. for T Ray Collins.

QB Arnie Galiffa from NYG for DE Bob Van Doren.

## 1955

C Ed Beatty from LA Rams for HB Jim Cason, G Nick Feher, and 1956 No. 5 draft choice.

E Ted Vaught from Phi. for undisclosed future draft choice.

## 1956

T Bob Cross from LA Rams for 1957 No. 3 draft choice.

## 1957

HB Bill Stits from Det. for HB John Henry Johnson and a 1958 No. 7 draft choice.

LB Marv Matuszak from Pit. for QB Earl Morrall and G Mike Sandusky.

HB Val Joe Walker from Det. for 1958 No. 15 draft choice.

## 1960

LB Jerry Wilson from Phi. for G John Wittenborn.

1961 No. 1a draft choice (HB Jimmy Johnson) from Pit. for DB Dick Moegle.

1961 No. 1b draft choice (QB Billy Kilmer) from Bal. for TE Dee Mackey.

## 1961

G/LB Lou Cordileone from New York Giants for QB Y.A. Tittle.

## 1962

DB Elbert Kimbrough from LA Rams for DE Lou Cordileone.

C John Mellekus from Chi. for 1963 No. 4 draft choice.

HB Bobby Gaiters from NYG for E Aaron Thomas.

## 1963

1965 No. 1 draft choice (DB George Donnelly) from Cle. for Cleveland signing free agent G Ted Connolly.

LB Mike Dowdle from Dal. for HB Jim Ridlon.

T Roy Williams from Min. for 1965 No. 8 draft choice.

## 1964

C Frank Morze from Cle. for 1965 No. 6 draft choice.

## 1965

HB John David Crow from StL for HB Abe Woodson.

DE Dan LaRose from Bal. for 1966 No. 7 draft choice.

## 1967

1967 No. 1 draft choice (QB Steve Spurrier) from Atl. for FL Bernie Casey, G Jim Wilson, and T Jim Norton.

## 1968

LB Harold Hays from Dal. for 1969 No. 3 draft choice.

DE Kevin Hardy from NO Saints as compensation for Saints' signing E Dave Parks.

1968 No. 1 draft choice (TE Ted Kwalick) – see Dave Parks above.

WR Clifton McNeil from Cle. for 1969 No. 2 draft choice.

## 1969

G Randy Beisler from Phi. for QB George Mira.

DB Roosevelt Taylor from Chi. for G Howard Mudd.

KR Noland Smith from KC Chiefs for 1970 No. 3 draft choice.

## 1970

PK Bruce Gossett from LA Rams for HB Kermit Alexander and 1970 No. 2 draft choice.

## 1972

DE Rolf Krueger from StL for 1973 No. 2 draft choice and 1974 No. 3 draft choice.

## 1973

RB Randy Jackson from Buf. for DT Earl Edwards.

WR Danny Abramowicz from NO for 1974 No. 4 & 5 draft choices.

## 1974

TE Tom Mitchell from Bal. for returned Colts' 1975 No. 3 draft choice and 1976 No. 4 draft choice.

T Bob Penchion from Buf. for 1975 No. 7 draft choice.

WR Robert West from KC for 1975 No. 6 draft choice.

QB Norm Snead from NYG for 1975 No. 3 draft choice and 1976 No. 4 draft choice.

1976 No. 1 draft choice (choice traded to Patriots for QB Jim Plunkett) from Hou. for RB Vic Washington.

## 1975

WR Bob Hayes from Dal. for 1976 No. 3 draft choice.

LB Dave Washington from Buf. for 1977 No. 5 draft choice.

CB Nate Allen from KC for G Randy Beiser and Saints 1976 No. 3 choice.

## 1976

WR Willie McGee and LB Bruce Elia from TB for QB Steve Spurrier.

QB Jim Plunkett from NE for QB Tom Owens, 1976 & '77 No. 1 choices, 1976 Houston's No. 1 choice, and 1977 No. 1 choice.

G Steve Lawson from Min. for DB Windlan Hall.

QB Marty Domres from Bal. for 1978 No. 5 draft choice.

TE Jim Obradovich from NYG for 1977 No. 8 draft choice.

WR Jim Lash from Min. for RB Sammy Johnson.

## 1977

LB Ed Bradley from Sea. for DT Bill Sandifer.

DT Ed Galigher from NYJ for 1977 No. 3 draft choice.

TE Paul Seal from NO for G John Watson.

## 1978

RB O.J. Simpson from Buf. for 1979 No. 1 draft choice, 1978 & '79 No. 2 draft choices, 1978 No. 3 draft choice, and 1979 No. 4 draft choice.

WR Larry Jones from Was. for TE Tom Mitchell and 1978 No. 8 draft choice.

WR Freddie Solomon and S Vern Roberson from Mia. for RB Delvin Williams.

FB Greg Boykin from NO for DB Ralph McGill.

LB Joe Harris from Was. for 1978 Vikings No. 6 draft choice.

G Steve Knutson from GB for 1979 No. 8 draft choice.

S Chuck Crist from NO for LB Skip Vanderbundt.

S Bob Jury and 1979 Cowboys No. 3 draft choice (QB Joe Montana) from Sea. for 1979 No. 3 draft choice.

## 1979

CB Melvin Morgan from Cin. for 1980 No. 7 draft choice.

RB Mike Hogan from Phi. for 1981 No. 7 draft choice.

S Tim Gray from KC for 1980 No. 9 draft choice.

S Tony Dungy from Pit. for 1980 No. 10 draft choice.

CB Charles Cornelius from Mia. for 1980 No. 11 draft choice.

RB Lenvil Elliott from Cin. for the first right to waived players.

## 1980

DB Scott Perry from Cin. for 1981 No. 9 draft choice.

DB Ray Rhodes and WR Jimmy Robinson from NYG for S Tony Dungy and FB Mike Hogan.

TE Charle Young from LA Rams for 1980 No. 3 draft choice and 1983 unconditional No. 4 draft choice.

LB Thomas Henderson from Dal. for 1981 No. 4 draft choice.

DT Jim Krahl from Bal. for 1981 No. 10 draft choice.

## 1981

QB Guy Benjamin from NO for 1982 No. 6 draft choice.

G/T Dan Audick from SD for 1982 No. 3 draft choice.

FB Johnny Davis from TB for RB/WR James Owens.

RB Amos Lawrence from SD for 1984 No. 4 draft choice.

DE Fred Dean from SD 1983 No. 2 draft choice and option to exchange 1983 No. 1 draft choices.

# 49ERS TRADE HISTORY
(CONT.)

## 1982

TE Russ Francis from NE for 1982 No. 1 & No. 4 draft choices.

LB Bob Horn from SD for 1983 No. 8 draft choice.

T Lindsey Mason from LA Raiders for 1983 Raiders No. 5 draft choice acquired for DE Cedrick Hardman in 1980.

## 1983

RB Wendell Tyler from LA Rams for 1983 No. 2 draft choice and 1983 Broncos No. 4 draft choice.

QB Matt Cavanaugh from NE for 1984 No. 7 draft choice.

P Tom Orosz from Mia. for 1984 Bears No. 12 draft choice.

## 1984

DT Louie Kelcher from SD for 1984 No. 8 and No. 12 draft choices and 1985 conditional No. 9 draft choice.

DT Manu Tuiasosopo from Sea. for 1984 Buccaneers No. 4 draft choice and 1985 No. 10 49ers' draft choice.

CB Mario Clark from Buf. for 1985 No. 4 draft choice.

DT Gary Johnson from SD for 1986 No. 5 and No. 11 draft choices.

## 1985

1985 No. 1 draft choice (WR Jerry Rice) from NE for 1985 No. 1, 2, and 3 draft choices.

LB Fulton Kuykendall from Atl. for DE/DT Lawrence Pillers.

C Jim Leonard from TB for 1986 No. 12 draft choice.

CB Tory Nixon from Was. for 1986 No. 6 draft choice.

## 1986

QB Jeff Kemp from LA Rams for 1986 Lions No. 3 draft choice.

RB Joe Cribbs from Buf. for 1987 No. 3 and 1988 No. 5 draft choices.

1986 No. 2 draft choice (DE Larry Roberts) from Det. for 1986 Bills No. 2 draft choice.

1986 No. 3a draft choice (FB Tom Rathman) from Buf. for 1986 Cowboys No. 1 draft choice and 1986 49ers No. 10 draft choice.

1986 No. 3b draft choice (CB Tim McKyer) from Phi. for QB Matt Cavanaugh.

1986 No. 4a draft choice (LB Charles Haley) from Cle. for 1986 Lions No. 3a draft choice.

1986 No. 4b draft choice (T Steve Wallace) from Was. for 1986 Lions No. 3b draft choice.

1986 No. 6 draft choice (FS Don Griffin) from NYJ for T Billy Shields.

## 1987

LB Keith Browner from TB for 1988 No. 6 draft choice.

QB Steve Young from TB for 1987 No. 2 and 4 draft choices.

## 1988

WR Wes Chandler from NO for C Fred Quillan.

## 1991

LB Tim Harris from GB for 1992 No. 2 draft choice and 1993 No. 2 draft choice.

## 1992

1993 No. 2 draft choice and 1994 No. 3 draft choice from Dal. for DE Charles Haley.

## 1993

1993 No. 1 draft choice from KC for QB Joe Montana and S David Whitmore.

1993 No. 1 draft choice (DE Dana Stubblefield) from NO for 1993 Chiefs No. 1 draft choice.

1994 No. 1 draft choice (choice trade to Rams for 1994 Falcons No. 1 draft choice) from SD for 1993 Raiders' No. 2 draft choice.

## 1994

1994 No. 1a draft choice (DT Bryant Young) from Atl. via Ind. and LA Rams for 1994 Chargers No. 1 draft choice, 1994 49ers No. 2 draft choice and 1994 Eagles No. 3 draft choice.

1994 No. 1b draft choice (FB William Floyd) from Dal. for 1994 No. 1 and 7 draft choices.

## 1995

1995 No. 1 draft choice (WR J.J. Stokes) from Atl. via Cle. for 1995 No. 1 and No. 3 draft choices, 1995 Chiefs No. 4 draft choice and 1996 No. 1 draft choice.

CB Marquez Pope from StL for 1995 No. 2 draft choice.

## 1996

RB Terry Kirby from Mia. for 1997 No. 4 draft choice.

## 1998

LB Anthony Peterson from Chi. for 1998 No. 7 draft choice.

T Jamie Brown from Den. for 1999 No. 2 draft choice.

1998 No. 7 draft choice (WR Ryan Thelwell) from Pit. via Atl. for 1999 No. 6 draft choice.

## 1999

DE Roy Barker and TE Irv Smith to Cle. for past considerations.

QB Ty Detmer and 1999 No. 4 draft pick to Cle. for 1999 No. 4 and No. 5 draft picks.

G Kevin Gogan to Mia. for 1999 No. 5 draft pick.

QB Jim Druckenmiller to Mia. for 2000 No. 7 and 2001 No. 7.

CB Craig Newsome from GB for 2000 No. 5 draft choice.

1999 No. 1 draft choice (DT Reggie McGrew) from Mia. for 1999 No. 1 and No. 5 draft choices.

1999 No. 4a draft choice (CB Anthony Parker) from Cle. for FB Marc Edwards.

1999 No. 4b draft choice (CB Pierson Prioleau) and No. 6 draft choice (WR Tai Streets) from Ind. for 1999 No. 4 draft choice.

## 2000

2000 No. 1 draft choice (3) to Was. for two 2000 No. 1 draft choices (12) and (24) (Ahmed Plummer) and No. 4 draft choice.

2000 No. 1 draft choice (12) to NYJ for 2000 No. 1 (16) (Julian Peterson) and No. 2 (48) (Jason Webster) draft choices.

2000 No. 3 draft choice (Jeff Ulbrich) from Sea. for 2000 No. 4 and No. 7 draft choices.

2000 No. 4 draft choice (98) to GB for 2000 No. 4 (108) (John Keith) and No. 5 (132) draft choices.

2000 No. 5 draft choice (John Milem) from Chi. for 2000 No. 6 and No. 7 draft choices.

2000 No. 7 draft choice (Tim Rattay) from NE for 2001 No. 6 draft choice.

CB R.W. McQuarters to Chi. for 2001 conditional draft pick.

## 2001

2001 No. 1 (9), No. 3 (82) and No. 7 (222) draft choices to Sea. for No. 1 (7) (Andre Carter) and No. 6 (191) (Menson Holloway).

2001 No. 2 2001 (41), No. 3 (71) and No. 4 (105) draft choices to GB for 2001 No. 2 (47) (Jamie Winborn), No. 3 (80 & 82) (Kevan Barlow), No. 6 (179) (Rashad Holman) and No. 7 (222) draft choices.

## 2002

2002 No. 2 (61) draft choice to Buf. for 2002 No. 3 (69) (Saleem Rasheed) and No. 4 (102) draft choices (Jeff Chandler).

QB Cade McNown from Mia. for 2003 No. 7 conditional draft choice.

## 2004

WR Terrell Owens to Bal. for 2004 No. 2 (51) draft choice.

2004 No. 2 (51) draft choice to Bal. for DT Brandon Whiting (via Philadelphia).

2004 No. 1 (16) draft choice to Phi. for 2004 No. 1 (28) and No. 2 (58) draft choices (Shawntae Spencer).

2004 No. 1 (28) draft choice to Car. for 2004 No. 1 (31) (Rashaun Woods) and No. 4 (127) draft choices (Richard Seigler).

2004 No. 4 (112) and No. 5 (147) draft choices to Chi. for 2004 No. 4 (104) draft choice (Isaac Sopoaga).

2004 No. 6 (179) draft choice to GB for 2004 No. 6 (188) (Andy Lee) and No. 7 (226) draft choices (Christian Ferrara).

## 2005

2005 No. 4 (102) and No. 6 draft choices (175) to Phi. for 2005 No. 3 draft choice (94) (Adam Snyder).

LB John Engelberger to Den. for CB Willie Middlebrooks.

LB Jamie Winborn to Jac. for 2006 No. 7 (236) draft choice.

QB Tim Rattay to TB for 2006 No. 6 (192) draft choice.

## 2006

WR Brandon Lloyd to Was. for 2006 No. 3 (84) draft choice.

WR Rashaun Woods to SD for CB Sammy Davis.

2006 No. 2 (37) and No. 3 (68) draft choices to Den. in exchange for No. 1 (22) (Manny Lawson) draft choice from Den.

2006 No. 7 (213 & 236) to Jax. for No. 6 (197) draft choice (Melvin Oliver).

QB Ken Dorsey and a 2007 No. 7 (213) draft choice to Cle. for QB Trent Dilfer.

QB Cody Pickett to Hou. for a 2007 conditional draft choice.

CB Mike Rumph to Was. for WR Taylor Jacobs.

RB Kevan Barlow to NYJ for 2007 No. 4 (124) draft choice.

# 49ERS TRADE HISTORY
(CONT.)

## 2007

2007 No. 4 (110) and 2008 No. 1 draft choices to NE in exchange for No. 1 (28) draft choice (Joe Staley).

2007 No. 4 (124) draft choice to Sea. in exchange for WR Darrell Jackson.

2007 No. 2 (42) and No. 4 (126) draft choices to Ind. in exchange for 2008 No. 1 draft choice.

## 2009

2009 No. 2 (43) and 2009 No. 4 (111) draft choices to Car. in exchange for 2010 No. 1 draft choice.

## 2010

QB Shaun Hill to Det. in exchange for 2011 No. 7 draft choice.

2010 No. 5 (145) draft choice to Mia. in exchange for WR Ted Ginn Jr.

2010 No. 1 (13) and 2010 No. 4 (113) draft choices to Den. in exchange for 2010 No. 1 (11) draft choice (Anthony Davis).

2010 No. 3 (79) draft choice to SD in exchange for 2010 No. 3 (91st) (Navorro Bowman), 2010 No. 6 (173) (Anthony Dixon) and 2011 No. 4 draft choice.

WR Isaac Bruce to StL.

DT Kentwan Balmer to Sea. in exchange for 2011 No. 6 draft choice.

## 2011

2011 No. 2 (45), No. 4 (108) and No. 5 (141) draft choices to Den. in exchange for 2011 No. 2 (36) draft choice (Colin Kaepernick).

2011 No. 3 (76) to Jax. in exchange for 2011 No. 3 (80) (Chris Culliver) and 2011 No. 6 (182) (Ronald Johnson).

2011 No. 6 (174) and 2011 No. 7 (231) to GB in exchange for 2011 No. 5 (163) draft choice (Daniel Kilgore).

S Taylor Mays to Cin. in exchange for an undisclosed draft choice.

## 2012

2012 No. 3 (92) to Ind. in exchange for 2012 No. 4 (97) draft choice and 2013 No. 5 draft choice.

2012 No. 4 (97) to Mia. in exchange for 2012 No. 4 (103) draft choice and 2012 No. 6 (196, from NO) draft choice and Dolphins 2013 No. 6 draft choice.

2012 No. 4 (103) to Car. in exchange for 2012 No. 6 (180) draft choice (Trenton Robinson) and Panther 2013 No. 3 draft choice.

2012 No. 4 (125) draft choice and 2012 No. 6 (196, from NO via Mia.) in ex–change for 2012 No. 4 (117) draft choice (Joe Looney).

S Colin Jones to Car. in exchange for an undisclosed draft choice.

## 2013

QB Alex Smith to KC in exchange for 2013 No. 2 (34) draft choice and a conditional draft choice in 2014.

2013 No. 6 (199) draft choice to Bal. in exchange for WR Anquan Boldin.

2013 No. 5 (164) draft choice and 2013 No. 7 (227, from Cin.) to Cle. in exchange for QB Colt McCoy and 2013 No. 6 (173) draft choice.

2013 No. 1 (31) and No. 3 (74) draft choices to Dal. in exchange for 2013 No.1 (18) (Eric Reid).

2013 No. 2 (34) draft choice to Ten. in exchange for 2013 No. 2 (40) (Cornel–lius "Tank" Carradine), 2013 No. 7 (216) draft choices and 2014 No. 3 (77) (Chris Borland) draft choice.

2013 No. 2 (61) and No. 6 (173) draft choices to GB in exchange for 2013 No. 2 (55) (Vance McDonald).

2013 No. 3 (93) and No. 6 (216) draft choices to GB in exchange for 2013 No. 3 (88) (Corey Lemonier).

WR A.J. Jenkins to KC in exchange for WR Jon Baldwin.

LB Parys Haralson to NO in exchange for an undisclosed draft choice.

LB Cam Johnson to Ind. in exchange for an undisclosed draft choice.

## 2014

An undisclosed draft pick to Jax in exchange for QB Blaine Gabbert.

An undisclosed draft pick to Mia. in exchange for T Jonathan Martin.

An undisclosed draft pick to Buf. in exchange for WR Stevie Johnson.

2014 No. 2 (56, from KC) draft choice and 2014 No. 7 (242, from NO) to Den. in exchange for 2014 No. 2 (63), No. 5 (171) and 2015 No. 4 (126) (Mike Davis) draft choice.

2014 No. 2 (63, from Den.) draft choice and 2014 No. 5 (171, from Den.) to Mia. in exchange for 2014 No. 2 (57) (Carlos Hyde) draft choice.

2014 No. 2 (61) draft choice to Jax in exchange for 2014 No. 3 (70) (Marcus Martin) and No. 5 (150) (Aaron Lynch) draft choice.

2014 No. 3 (94) draft choice to Cle. in exchange for 2014 No. 4 (106) (Bruce Ellington) and No. 6 (180) (Kenneth Acker) draft choices.

## 2015

2015 No. 1 (15) draft choice to SD in exchange for 2015 No. 1 (17) (Arik Arm–stead), No. 4 (117) (Blake Bell) and 2016 No. 5 draft choice.

2015 No. 5 (151) draft choice to Ind. in exchange for 2015 No. 5 (165) (Bradley Pinion) and No. 7 (244) draft choice.

2015 No. 7 (246, from Ind.) draft choice to Dal. in exchange for 2016 No. 6 (178) draft choice.

P Andy Lee to Cle. in exchange for an undisclosed 2017 draft choice.

TE Asante Cleveland to NE in exchange for OL Jordan Devey.

TE Derek Carrier to Was. in exchange for an undisclosed 2017 draft choice.

An undisclosed 2017 draft choice to Bal. in exchange for C Nick Easton.

C Nick Easton and an undisclosed 2016 draft choice to Min. in exchange for LB Gerald Hodges.

TE Vernon Davis to Den. in exchange for undisclosed compensation.

## 2016

2016 No. 2 (37), No. 4 (105) and No. 6 (176) draft choices to KC in exchange for 2016 No. 1 (28) (Joshua Garnett) and 2016 No. 7 (117) (Prince Charles Iworah) draft choices.

CB Kenneth Acker to KC in exchange for an undisclosed draft choice.

G Brandon Thomas to Det. in exchange for WR Jeremy Kerley.

Undisclosed draft choice to KC in exchange for WR Rod Streater and an undisclosed draft pick.

## 2017

2017 No. 6 (186) to Bal. in exchange for OL Jeremy Zuttah and 2017 No. 6 (198).

2017 No. 1 (2) to Chi. in exchange for 2017 No. 1 (3) (Solomon Thomas), No. 3 (67), No. 4 (111) and 2018 No. 3.

2018 No. 4 to Den. in exchange for RB Kapri Bibbs and 2017 No. 5 (177) (Trent Taylor).

2017 No. 2 (34) and No. 4 (111, from Chi.) to Sea. in exchange for 2017 No. 1 (31) (Reuben Foster).

2017 No. 3 (67, from Chi.) to NO in exchange for 2017 No. 7 (229) (Adrian Colbert) and 2018 No. 2.

2017 No. 4 (109) and No. 7 (219, from Cle.) to Min. in exchange for 2017 No. 3 (104) (C.J. Beathard).

2017 No. 4 (143) and No. 5 (161, from Was.) to Ind. in exchange for 2017 No. 4 (121) (Joe Williams).

TE Vance McDonald and an undisclosed draft choice to Pit. in exchange for an undisclosed draft choice.

Undisclosed draft choice to Det. in exchange for OL Laken Tomlinson.

2018 No. 2 in exchange for QB Jimmy Garoppolo.

CB Rashard Robinson to NYJ in exchange for an undisclosed 2018 draft choice.

# ALL-TIME ALPHABETICAL ROSTER

| Last | First | Position | College | Years | Jersey # |
|---|---|---|---|---|---|
| **A** | | | | | |
| Abramowicz | Danny | WR | Xavier | 1973–74 | 46 |
| Acker | Kenneth | CB | SMU | 2014–15 | 20, 24 |
| Adams | Anthony | DT | Penn State | 2003–06 | 91 |
| Adams | Mike | S | Delaware | 2004–06 | 20 |
| Adams | Phillip | CB | South Carolina St. | 2010 | 35 |
| Ahanotu | Chidi | DE | California | 2003 | 72 |
| Akers | David | K | Louisville | 2011–12 | 2 |
| Albert | Frank | QB | Stanford | 1946–52 | 13, 63 |
| Aldridge | Ben | HB | Oklahoma State | 1952 | 38 |
| Aldridge | Jerry | RB | Angelo State | 1980 | 47 |
| Alexander | Kermit | HB/DB | UCLA | 1963–69 | 39 |
| Allen | Josh | OL | Louisiana–Monroe | 2016 | 62 |
| Allen | Nate | CB | Texas Southern | 1975 | 27 |
| Allen | Larry | G | Sonoma State | 2006–07 | 71 |
| Amey | Otis | WR | Sacramento State | 2005 | 18 |
| Anderson | Busta | TE | South Carolina | 2015 | 48 |
| Anderson | Dres | WR | Utah | 2015 | 17 |
| Anderson | Gary | K | Syracuse | 1997 | 1 |
| Anderson | Marques | S | UCLA | 2005 | 25 |
| Anderson | Terry | WR | Bethune–Cookman | 1980 | 20 |
| Anderson | Tim | S | Ohio State | 1975 | 26 |
| Andrus | Shane | K | Murray State | 2009, '10 | 9 |
| Anelli | Mark | TE | Wisconsin | 2002–03 | 85 |
| Anthony | Cornelius | LB | Texas A&M | 2002–03 | 57 |
| Arenas | Joe | HB | Omaha | 1951–57 | 22, 82 |
| Armour | Justin | WR | Stanford | 1997 (P) | 82 |
| **Armstead** | **Arik** | **DL** | **Oregon** | **2015–*** | **91** |
| Armstrong | Ray–Ray | LB | Miami (Fla.) | 2015–17 | 54 |
| Asmus | Jim | P | Hawaii | 1987 | 9 |
| Asomugha | Nnamdi | CB | California | 2013 | 28 |
| Atkins | Baraka | DT | Miami | 2009 | 76 |
| Atkins | Bill | HB | Auburn | 1958–59 | 29 |
| Atkins | Dave | RB | UTEP | 1973 | 28 |
| Atkins | James | DT | Virginia Union | 2004 | 75 |
| Audick | Dan | T/G | Hawaii | 1981–82 | 61 |
| Ayers | John | G | West Texas State | 1976–86 | 68 |
| **B** | | | | | |
| Baas | David | G | Michigan | 2005–10 | 64 |
| Babb | Gene | FB | Austin | 1957–58 | 32 |
| Babcock | Harry | E | Georgia | 1953–55 | 88 |
| Bahnsen | Ken | FB | North Texas State | 1953 | 27 |
| Bahr | Matt | K | Penn State | 1981 | 10 |
| Bajema | Billy | TE | Oklahoma State | 2005–08 | 47 |
| Baker | Dave | DB | Oklahoma | 1959–61 | 25 |
| Baker | Jason | P | Iowa | 2001–02 | 7 |
| Baker | Wayne | DT | BYU | 1975 | 78 |
| Bakhtiari | Eric | LB | San Diego | 2012 | 96 |
| Balatti | Ed | E | Oakland High (Calif.) | 1946–48 | 57 |
| Baldassin | Mike | LB | Washington | 1977–78 | 41, 52 |
| Baldassin | Mike | LB | Washington | 1977–78 | 41, 52 |
| Balducci | Alex | OL | Oregon | 2016 | 75 |
| Baldwin | Jon | WR | Pittsburgh | 2013 | 84 |
| Baldwin | Randy | RB | Mississippi | 1995 | 21 |
| Ball | Marcus | S | Memphis | 2016 | 46 |
| Balmer | Kentwan | DE | North Carolina | 2008–09 | 96 |
| Banaszek | Cas | T | Northwestern | 1967–77 | 79 |
| Banducci | Bruno | G | Stanford | 1946–54 | 33, 63 |
| Banta–Cain | Tully | LB | California | 2007–08 | 95 |
| Barber | Mike | WR | Marshall | 1989 | 86 |
| Barker | Roy | DE | North Carolina | 1996–98 | 92 |
| Barlow | Kevan | RB | Pittsburgh | 2001–05 | 32 |
| Barnes | Larry | FB | Colorado State | 1957 | 35 |
| Barnes | Pat | QB | California | 1999 | 10 |
| **Barnes** | **Tim** | **OL** | **Missouri** | **2017–*** | **61** |
| Barnett | Oliver | DL | Kentucky | 1995 | 72, 77 |
| Barrett | Jean | T | Tulsa | 1973–80 | 77 |
| Bartolo | Steve | RB | Colorado State | 1988 | 41 |
| Barton | Harris | T | North Carolina | 1987–98 | 79 |
| Barton | Kirk | T | Ohio State | 2008 | 77 |
| Bassi | Dick | G | Santa Clara | 1946–47 | 35, 36 |
| Battle | Arnaz | WR | Notre Dame | 2003–09 | 83 |
| Beach | Sanjay | WR | Colorado State | 1991, 93 | 83, 86 |
| **Beadles** | **Zane** | **G** | **Utah** | **2016–*** | **68** |
| Beals | Alyn | E | Santa Clara | 1946–51 | 53 |
| Beard | Ed | LB | Tennessee | 1965–72 | 50 |
| Beasley | Fred | FB | Auburn | 1998–05 | 40 |
| Beasley | Terry | WR | Auburn | 1972, 74–75 | 83, 88 |
| **Beathard** | **C.J.** | **QB** | **Iowa** | **2017–*** | **3** |
| Beatty | Ed | C | Mississippi | 1955–56 | 54 |
| Beeson | Terry | LB | Kansas | 1982 | 63 |
| Beisler | Randy | G/T | Indiana | 1969–74 | 65 |
| Belk | Bill | DE | Maryland State | 1968–74 | 72 |
| Bell | Blake | TE | Oklahoma | 2015–16 | 84 |
| Bell | Shonn | TE | Clinch Valley | 1999 | 82 |
| Bellore | Nick | LB | Central Michigan | 2015–16 | 50 |
| Belser | Ceaser | LB | Arkansas AM&N | 1974 | 50 |
| Bender | Jacob | T | Nicholls State | 2008 | 77 |
| Benefield | Daved | LB | Cal State Northridge | 1996 | 99 |
| Benjamin | Guy | QB | Stanford | 1981–83 | 7 |
| Bentz | Roman | T | Tulane | 1948 | 46 |
| Berry | Rex | DB | BYU | 1951–56 | 23, 83 |
| Bethea | Antoine | S | Howard | 2014–16 | 41 |
| Bethel–Thompson | McLeod | QB | Sacramento State | 2013 | 5 |
| Bettiga | Mike | WR | Humboldt State | 1973 | 80 |
| Beverly | Ed | WR | Arizona State | 1973 | 81 |
| Bishop | Desmond | LB | California | 2014 | 44 |
| Black | Stan | DB | Mississippi State | 1977 | 26 |
| Blackmore | Richard | CB | Mississippi State | 1983 | 44 |
| Blades | Al | S | Miami (Fla.) | 2001 | 45 |
| **Blair III** | **Ronald** | **DL** | **Appalachian State** | **2016–*** | **98** |
| Blevins | Tony | S | Kansas | 1998 | 22 |
| Blount | Ed | QB | Washington State | 1987 | 10 |
| Blue | Forrest | C | Auburn | 1968–74 | 75 |
| Bly | Dre' | CB | North Carolina | 2009 | 31 |
| Board | Dwaine | DE | North Carolina A&T | 1979–88 | 76 |
| Boatswain | Harry | T | New Haven | 1991–94 | 65 |
| Bogan | Dontavia | WR | South Florida | 2011 | 9 |
| **Bolden Jr.** | **Victor** | **WR** | **Oregon State** | **2017–*** | **17** |
| Boldin | Anquan | WR | Florida State | 2013–15 | 81 |
| Bollinger | Brian | G | North Carolina | 1992–94 | 71, 77 |
| Bonham | Shane | DT | Tennessee | 1998–99 | 78 |
| Bono | Steve | QB | UCLA | 1989–93 | 13 |
| Boone | Alex | G/T | Ohio State | 2010–15 | 75 |
| Boone | J.R. | HB | Tulsa | 1952 | 24 |
| Borland | Chris | LB | Wisconsin | 2014 | 50 |
| Bosley | Bruce | C/G | West Virginia | 1956–68 | 77 |
| **Bourne** | **Kendrick** | **WR** | **Eastern Washington** | **2017–*** | **10, 84** |
| Bouza | Matt | WR | California | 1981 | 81 |
| Bowles | Todd | S | Temple | 1991 | 22 |
| Bowman | NaVorro | LB | Penn State | 2010–17 | 53 |
| Boyd | Elmo | WR | Eastern Kentucky | 1978 | 84 |
| Boyd | Greg | DE | San Diego State | 1984 | 98 |
| Boyett | Lon | TE | Cal State Northridge | 1978 | 82 |
| Boykin | Greg | FB | Northwestern | 1978 | 33 |
| Bradford | Carl | LB | Arizona State | 2016 | 45 |
| Bradley | Ed | LB | Wake Forest | 1977–78 | 54 |
| Bragonier | Dennis | S | Stanford | 1974 | 27 |
| Brandes | John | TE | Cameron | 1993 | 85 |
| Brandon | Michael | DE | Florida | 1995–96 | 78 |
| Bregel | Jeff | G | USC | 1987–89 | 65 |
| **Breida** | **Matt** | **RB** | **Georgia Southern** | **2017–*** | **22** |
| Brien | Doug | K | California | 1994–95 | 4 |
| Briggs | Diyral | LB | Bowling Green | 2009, '10 | 50 |
| Bristor | John | S | Waynesburg | 1979 | 29 |
| Britt | Charlie | HB | Georgia | 1964 | 16 |

| Last | First | Position | College | Years | Jersey # |
|---|---|---|---|---|---|
| Brock | Clyde | T | Utah State | 1963 | 75 |
| Brock | Tramaine | CB | Belhaven | 2010–16 | 26 |
| Brockhaus | Jeff | K | Missouri | 1987 | 5 |
| Brodie | John | QB | Stanford | 1957–73 | 12 |
| Brohm | Jeff | QB | Louisville | 1996–97 | 11 |
| Bronson | Zack | S | McNeese State | 1997–03 | 31 |
| Brooks | Ahmad | LB | Virginia | 2008–16 | 55 |
| Brooks | Chet | DB | Texas A&M | 1988–90 | 31 |
| Brown | Dennis | DE | Washington | 1990–96 | 96 |
| Brown | Gary | T | Georgia Tech | 1998 | 61 |
| Brown | Hardy | LB | Tulsa | 1951–55 | 33, 73 |
| Brown | Jamie | T | Florida A&M | 1998 | 72 |
| Brown | Pete | C | Georgia Tech | 1953–54 | 56 |
| Brown | Ray | RB | South Carolina | 1987 | 22 |
| Brown | Ray | G | Arkansas State | 1996–01 | 65 |
| Brown | Tarell | CB | Texas | 2007–13 | 25 |
| Brown | Tony | DT | Memphis | 2004–05 | 92 |
| **Brown** | **Trent** | **OL** | **Florida** | **2015–*** | **77** |
| Browner | Keith | LB | USC | 1987 | 59 |
| Bruce | Arland | WR/KR | Minnesota | 2003 | 19 |
| Bruce | Gail | E | Washington | 1948–51 | 54, 88 |
| Bruce | Isaac | WR | Memphis | 2008–09 | 88 |
| Bruer | Bob | TE | Mankato State | 1979–80 | 82 |
| Brumfield | Jackson | E | Southern Mississippi | 1954 | 80, 86 |
| Bruney | Fred | HB | Ohio State | 1953, 1956 | 45 |
| Bryant | Antonio | WR | Pittsburgh | 2006 | 81 |
| Bryant | Bob | T | Texas Tech | 1946–49 | 42 |
| Bryant | Junior | DT | Notre Dame | 1995–02 | 90 |
| Buckey | Jeff | T | Stanford | 1999 | 71 |
| Buckley | Curtis | S | East Texas State | 1996–98 | 28 |
| Buckner | Brentson | DT | Clemson | 1998–00 | 99 |
| **Buckner** | **DeForest** | **DL** | **Oregon** | **2016–*** | **99** |
| Bull | Scott | QB | Arkansas | 1976–78 | 19 |
| Bungarda | Ken | T | Missouri | 1980 | 64, 72 |
| Bunz | Dan | LB | Long Beach State | 1978–84 | 57 |
| **Burbridge** | **Aaron** | **WR** | **Michigan State** | **2016–*** | **13** |
| Burke | Don | LB | USC | 1950–54 | 32, 38, 66, 68, 73 |
| Burke | Vern | E | Oregon State | 1965 | 84 |
| Burns | Mike | DB | USC | 1977 | 28 |
| Burt | Jim | NT | Miami (Fla.) | 1989–91 | 64 |
| Bush | Reggie | RB | USC | 2015 | 23 |
| Bush | Steve | TE | Arizona State | 2004–05 | 44 |
| Butler | John | S | Principia | 1987 | 26 |
| Byham | Nate | TE | Pittsburgh | 2010–11 | 82 |

## C

| | | | | | |
|---|---|---|---|---|---|
| Cadet | Travaris | RB | Appalachian State | 2015 | 32 |
| Caldwell | Mike | WR | California | 1995–96 | 13, 17, 81 |
| Caldwell | Ravin | LB | Arkansas | 1993 (P) | 54 |
| Calhoun | Mike | DT | Notre Dame | 1980 | 60 |
| Caliguire | Dean | C | Pittsburgh | 1991 | 64 |
| Calvelli | Tony | C | Stanford | 1949 | 31 |
| Campbell | Carter | LB | Weber State | 1970 | 51 |
| Campbell | Marion | T | Georgia | 1954–55 | 76 |
| Campora | Don | T | Pacific | 1950, 1952 | 41, 76 |
| Canley | Sheldon | RB | San Jose State | 1991–92 | 20 |
| Carapella | Al | T | Miami (Fla.) | 1951–55 | 45, 75 |
| Carmazzi | Giovanni | QB | Hofstra | 2000–01 | 19 |
| Carolan | Brett | TE | Washington State | 1994–95 | 86 |
| Carpenter | Dwaine | S | North Carolina A&T | 2003–05 | 35 |
| Carpenter | John | T | Michigan | 1949 | 40 |
| Carr | David | QB | Fresno State | 2010 | 5 |
| Carr | Earl | RB | Florida | 1978 | 31 |
| Carr | Eddie | HB | Olney High (Pa.) | 1947–49 | 85 |
| Carr | Paul | LB | Houston | 1955–58 | 57 |
| **Carradine** | **Tank** | **DT** | **Florida State** | **2013–*** | **95** |
| Carrier | Derek | TE | Beloit | 2013–14 | 46 |
| Carswell | Brandon | WR | USC | 2013 | 84 |
| Carter | Andre | DE | California | 2001–05 | 96 |
| Carter | Dexter | RB | Florida State | 1990–94, 95–96 | 35 |
| Carter | Michael | NT | SMU | 1984–92 | 95 |

| Last | First | Position | College | Years | Jersey # |
|---|---|---|---|---|---|
| Casanega | Ken | HB | Santa Clara | 1946, 1948 | 83 |
| Casey | Bernie | E | Bowling Green | 1961–66 | 30 |
| Cason | Jim | DB | LSU | 1948–52, '54 | 43, 93 |
| Cassara | Frank | FB | St. Mary's | 1954 | 32 |
| Cathcart | Sam | HB | Santa Barbara State | 1949–50, '52 | 28, 83, 86 |
| Cathcart | Royal | HB | Santa Barbara State | 1950 | 94 |
| Cavanaugh | Matt | QB | Pittsburgh | 1983–85 | 6 |
| **Celek** | **Garrett** | **TE** | **Michigan State** | **2012–*** | **81, 88** |
| Ceresino | Gordy | LB | Stanford | 1979 | 58 |
| Cerne | Joe | C | Northwestern | 1965–67 | 56 |
| Chandler | Jeff | K | Florida | 2002–03 | 3 |
| Chandler | Wes | WR | Florida | 1988 | 81 |
| Chapple | Jack | LB | Stanford | 1965 | 58 |
| Cherry | Tony | RB | Oregon | 1986–87 | 23 |
| Childs | Jason | T | North Dakota | 1993 | 76 |
| Choma | John | G/C | Virginia | 1981–83 | 60, 78 |
| Churchman | Ricky | S | Texas | 1980–81 | 33 |
| Clark | Bryan | QB | Michigan State | 1982–83 | 15 |
| Clark | Don | G | USC | 1948–49 | 31 |
| Clark | Dwight | WR | Clemson | 1979–87 | 87 |
| Clark | Greg | TE | Stanford | 1997–01 | 85 |
| Clark | Mario | CB | Oregon | 1984 | 29 |
| Clark | Mike | DE | Florida | 1982 | 90 |
| Clark | Monte | T | USC | 1959–61 | 63 |
| Claybrooks | DeVone | DT | East Carolina | 2003 | 93 |
| Clayton | Thomas | RB | Kansas State | 2008–* | 33 |
| Clement | Anthony | T | Louisiana–Lafayette | 2005 | 67 |
| Clements | Nate | CB | Ohio State | 2007–10 | 22 |
| Cleveland | Asante | TE | Miami (Fla.) | 2014 | 45 |
| Cline | Tony | DE | Miami (Fla.) | 1976–77 | 82 |
| Cline | Tony | TE | Stanford | 1999 | 84 |
| Cloherty | Colin | TE | Brown | 20010 | 83 |
| Cochran | Mark | T | Baylor | 1987 | 66, 76 |
| Coffee | Glen | RB | Alabama | 2009 | 29 |
| Cofer | Mike | K | North Carolina State | 1988–93 | 6 |
| Cohen | Joe | DT | Florida | 2007 | 67 |
| **Colbert** | **Adrian** | **DB** | **Miami (Fla.)** | **2017–*** | **38** |
| Colchico | Dan | E | San Jose State | 1960–67 | 86 |
| Collett | Elmer | G | San Francisco State | 1967–72 | 66 |
| Collie | Bruce | T/G | Texas–Arlington | 1985–89, '92 | 69 |
| Collier | Floyd | T | San Jose State | 1948 | 48 |
| Collier | Tim | CB | East Texas State | 1982–84 | 47 |
| Collins | Glen | DE | Mississippi State | 1987 | 79 |
| Collins | Greg | LB | Notre Dame | 1975 | 55 |
| Collins | Ray | T | LSU | 1950–52 | 43, 72 |
| Comeaux | Darren | LB | Arizona State | 1987 | 56, 59 |
| Conklin | Cary | QB | Washington | 1995 | 6 |
| Conlee | Gerry | C | St. Mary's | 1946–47 | 22 |
| Connell | Mike | P | Cincinnati | 1978 | 10 |
| Conner | Clyde | E | Pacific | 1956–63 | 86, 88 |
| Connolly | Ted | G | Santa Clara–Tulsa | 1954, 56–62 | 64, 65 |
| Conway | Curtis | WR | USC | 2004 | 89 |
| Cook | Chris | CB | Virginia | 2014 | 22 |
| Cook | Toi | DB | Stanford | 1994 | 41 |
| Cooke | Bill | DE | UMass (Amherst) | 1976 | 76 |
| Cooper | Adrian | TE | Oklahoma | 1996 | 49 |
| Cooper | Bill | FB | Muskingum | 1961–64 | 34, 35 |
| Cooper | Chris | DT | Nebraska–Omaha | 2004–05 | 93 |
| Cooper | Deke | S | Notre Dame | 2006 | 35 |
| Cooper | Earl | FB/TE | Rice | 1980–85 | 49, 89 |
| Cooper | George | LB | Michigan State | 1987 | 52 |
| Cooper | Josh | DE | Mississippi | 2004–05 | 76 |
| Cooper | Xavier | DL | Washington State | 2017 | 96 |
| Cordileone | Lou | G–LB | Clemson | 1961 | 74 |
| Cornelius | Charles | DB | Bethune–Cookman | 1979–80 | 28 |
| Cortez | Jose | K | Oregon State | 2001–02, '05 | 1, 6 |
| Costa | Dave | T/G | Wisconsin | 2001 | 76 |
| Costanzo | Blake | LB | Lafayette | 2011 | 51 |
| Courtney | Matt | S | Idaho State | 1987 | 45 |
| Cousineau | Tom | LB | Ohio State | 1986–87 | 57, 59 |
| Cowlings | Al | DE | USC | 1979 | 79 |
| Cox | Greg | S | San Jose State | 1988, 90–91 | 38 |

| Last | First | Position | College | Years | Jersey # |
|---|---|---|---|---|---|
| Cox | James | G | Stanford | 1948 | 32 |
| Cox | Perrish | CB | Oklahoma State | 2012–14 | 20 |
| **Coyle** | **Brock** | **LB** | **Montana** | **2017–*** | **50** |
| Crabtree | Michael | WR | Texas Tech | 2009–14 | 15 |
| Craig | Roger | RB | Nebraska | 1983–90 | 33 |
| Crawford | Derrick | WR | Memphis State | 1986 | 83 |
| Crecion | Gabe | TE | UCLA | 2004 | 47 |
| Cribbs | Joe | RB | Auburn | 1986–87 | 28 |
| Crist | Chuck | DB | Penn State | 1978 | 24 |
| Cromartie | Marcus | CB | Wisconsin | 2014–16 | 47, 20 |
| Cross | Bob | T | Kilgore J.C. | 1956–57 | 78 |
| Cross | Randy | G/C | UCLA | 1976–88 | 51, 62 |
| Crow | John David | HB | Texas A&M | 1965–68 | 44 |
| Crowe | Paul | HB | St. Mary's | 1948 | 92 |
| Crowell | Otis | T | Hardin–Simmons | 1947 | 45 |
| Cullity | Dave | T | Utah | 1989 | 68 |
| Culliver | Chris | CB | South Carolina | 2011–14 | 29 |
| Cundiff | Billy | K | Drake | 2012 | 6 |
| Cunningham | Doug | RB | Mississippi | 1967–73 | 42 |
| Cunningham | Jermaine | LB | Florida | 2013 | 50 |
| Curtis | Kevin | S | Texas Tech | 2002 | 30 |

## D

| | | | | | |
|---|---|---|---|---|---|
| Daft | Kevin | QB | UC Davis | 2001 | 17 |
| Dahl | Craig | S | North Dakota State | 2013–14 | 43 |
| Dahl | Harvey | T | Nevada | 2005–06 | 76 |
| Dahms | Tom | T | San Diego State | 1957 | 70 |
| Dalman | Chris | C/G | Stanford | 1993–00 | 50, 67 |
| Daniels | B.J. | QB | South Florida | 2013 | 5 |
| Daniels | Clem | RB | Prairie View | 1968 | 33, 34 |
| Daughtery | Bob | HB | Tulsa | 1966–67 | 29 |
| Davis | Anthony | T | Rutgers | 2010–14, 2016 | 76 |
| Davis | Chris | CB | Auburn | 2015–16 | 43 |
| Davis | Eric | DB | Jacksonville State | 1990–95 | 25 |
| Davis | Jerome | T/DE | Minnesota | 2002–04 | 75, 76, 92 |
| Davis | Johnny | FB | Alabama | 1981 | 38 |
| Davis | Kyle | C | Oklahoma | 1978 | 64 |
| Davis | Leonard | G | Texas | 2012 | 68 |
| Davis | Mike | RB | South Carolina | 2015–16 | 22 |
| Davis | Nate | QB | Ball State | 2009 | 7 |
| Davis | Sammy | CB | Texas A&M | 2006 | 31 |
| Davis | Tommy | K | LSU | 1959–69 | 36 |
| Davis | Vernon | TE | Maryland | 2006–15 | 85 |
| Dawson | Phil | K | Texas | 2013–16 | 9 |
| **Day** | **Sheldon** | **DL** | **Notre Dame** | **2017–*** | **96** |
| Dean | Floyd | LB | Florida | 1963–64 | 50, 57, 82 |
| Dean | Fred | DE | Louisiana Tech | 1981–85 | 74 |
| Dean | Kevin | LB | Texas Christian | 1987 | 57 |
| DeBerg | Steve | QB | San Jose State | 1977–80 | 17 |
| Debniak | Alex | FB | Stanford | 2013 | 44 |
| Deese | Derrick | G/T | USC | 1992–03 | 63 |
| DeLong | Keith | LB | Tennessee | 1989–93 | 59 |
| Dent | Richard | DE | Tennessee State | 1994 | 95 |
| Dercher | Dan | T | Kansas | 1999–00 | 79 |
| DeSimone | Rick | TE | Cal State Northridge | 1978 | 87 |
| Detmer | Ty | QB | BYU | 1998 | 11 |
| Devey | Jordan | OL | Memphis | 2015 | 65 |
| Dial | Quinton | DT | Alabama | 2013–16 | 71 |
| Dilfer | Trent | QB | Fresno State | 2006–07 | 12 |
| Dixon | Al | TE | Iowa State | 1984 | 84 |
| Dixon | Anthony | RB | Mississippi State | 2010–13 | 24 |
| Dobbs | Demarcus | TE/DT | Georgia | 2011–14 | 96,83 |
| Dodge | Dedrick | S | Florida State | 1994–96 | 33 |
| Doleman | Chris | DE | Pittsburgh | 1996–98 | 56 |
| Doman | Brandon | QB | BYU | 2002, 04 | 11 |
| Domres | Marty | QB | Columbia | 1976 | 14, 16 |
| Donahue | Mitch | LB | Wyoming | 1991–92 | 54 |
| Donnelly | George | DB | Illinois | 1965–67 | 20 |
| Donohue | Leon | T | San Jose State | 1962–64 | 72 |
| Dorsey | Glenn | DL | LSU | 2013–16 | 90 |
| Dorsey | Ken | QB | Miami (Fla.) | 2003–05 | 7 |
| Douglas | Marques | DE | Howard | 2005–07 | 94 |
| **Douzable** | **Leger** | **DL** | **UCLA** | **2017–*** | **92** |
| Dove | Eddie | DB | Colorado | 1959–63 | 44 |
| Dow | Harley | G | San Jose State | 1950 | 40 |
| Dowdle | Mike | LB | Texas | 1963–66 | 53 |
| Downing | Walt | C/G | Michigan | 1978–83 | 62 |
| Downs | Bob | G | USC | 1951 | 32 |
| Draft | Chris | LB | Stanford | 1999 | 57 |
| Drake | Joe | NT | Arizona | 1987 | 61 |
| Drakeford | Tyronne | DB | Virginia Tech | 1994–97, 2001 | 22, 33 |
| Draughn | Shaun | RB | North Carolina | 2015–16 | 24 |
| Dray | Jim | TE | Stanford | 2016 | 49 |
| Dressel | Chris | TE | Stanford | 1987, 92 | 47, 88 |
| Druckenmiller | Jim | QB | Virginia Tech | 1997–98 | 14 |
| DuBose | Doug | RB | Nebraska | 1987–88 | 25 |
| Duckett | Damane | DT, T | East Carolina | 2006–08 | 63, 95 |
| Dugan | Fred | E | Dayton | 1958–59 | 87 |
| **Dumervil** | **Elvis** | **LB** | **Louisville** | **2017–*** | **58** |
| Duncan | Maury | QB | San Francisco State | 1954–55 | 12 |
| Dungy | Tony | DB | Minnesota | 1979 | 27 |
| Dupree | Terrence | TE | Duke | 2000 | 84 |
| Durdan | Don | HB | Oregon State | 1946–47 | 93 |
| Durham | Darius | WR | San Diego State | 1983 | 84 |
| Durrette | Michael | G | West Virginia | 1986–87 | 64 |

## E

| | | | | | |
|---|---|---|---|---|---|
| Easley | Walt | FB | West Virginia | 1981–82 | 31 |
| Easton | Nick | C | Harvard | 2015 | 69 |
| Edwards | Braylon | WR | Michigan | 2011 | 17 |
| Edwards | Earl | DT | Wichita State | 1969–72 | 74 |
| Edwards | Marc | RB | Notre Dame | 1997–98 | 44 |
| Elam | Cleveland | DE | Tennessee State | 1975–78 | 72 |
| Elam | Shane | LB | Mississippi | 2001 | 59 |
| Elia | Bruce | LB | Ohio State | 1976–78 | 51, 55 |
| Ellington | Bruce | WR | South Carolina | 2014–16 | 10 |
| Elliott | Charles | T | Oregon | 1948 | 46 |
| Elliott | Lenvil | RB | N.E. Missouri State | 1979–81 | 35 |
| Ellison | Atiyyah | DE/DT | Missouri | 2007 | 78 |
| Ellison | Riki | LB | USC | 1983–89 | 50, 69 |
| Elston | Art | C | South Carolina | 1946–48 | 21, 36 |
| Emanuel | Ben | S | UCLA | 2005 | 38 |
| Enderle | Dick | G | Minnesota | 1976 | 63 |
| Endriss | Al | E | San Francisco State | 1952 | 85 |
| Engelberger | John | DE | Virginia Tech | 2000–04 | 95 |
| Ervins | Ricky | RB | USC | 1995 | 32 |
| Eshmont | Len | HB | Fordham | 1946–49 | 81 |
| Estes | Patrick | T | Virginia | 2005–07 | 78, 88 |
| Etcheverry | Sam | QB | Denver | 1963 | 14 |
| Etienne | LeRoy | LB | Nebraska | 1990 | 50 |
| Evans | Demetric | DT | Georgia | 2009–10 | 93 |
| Evans | Ray | G | Texas Western | 1949–50 | 38, 46 |
| Evansen | Paul | G | Oregon State | 1948 | 36 |
| **Exum Jr.** | **Antone** | **DB** | **Virginia Tech** | **2017–*** | **40** |

## F

| | | | | | |
|---|---|---|---|---|---|
| Fagan | Kevin | DE | Miami (Fla.) | 1987–93 | 75 |
| Fahnhorst | Jim | LB | Minnesota | 1984–90 | 55 |
| Fahnhorst | Keith | T | Minnesota | 1974–87 | 71, 89 |
| Fann | Chad | TE | Florida A&M | 1997–99 | 86 |
| Farrell | Dillon | G/C | New Mexico | 2014 | 56 |
| Faryniarz | Brett | LB | San Diego State | 1993 | 57 |
| Faylor | John | S | Santa Clara | 1987 | 19, 47 |
| Feher | Nick | G | Georgia | 1951–54 | 37, 67 |
| Ferrari | Ron | LB | Illinois | 1982–86 | 54 |
| Ferrell | Bob | RB | UCLA | 1976–80 | 38 |
| Fields | Ronald | DT | Mississippi State | 2005–08 | 93, 95 |
| Fiore | Dave | T | Hofstra | 1996, 98–02 | 72, 74 |
| Fisk | Bill | E | USC | 1946–47 | 56 |
| Flagler | Terrence | RB | Clemson | 1987–89 | 32 |
| Flanigan | Jim | DT | Notre Dame | 2002 | 75 |
| Fleck | P.J. | WR | Northern Illinois | 2004–05 | 10 |

| Last | First | Position | College | Years | Jersey # |
|---|---|---|---|---|---|
| Fleming | Darius | LB | Notre Dame | 2012–13 | 58 |
| Flores | Mike | DE | Louisville | 1995 | 92 |
| Floyd | William | FB | Florida State | 1994–97 | 40 |
| Fonoti | Fouimalo | G | Michigan State | 2014 | 62 |
| Foreman | Jay | LB | Nebraska | 2006 | 51 |
| Forrest | Ed | C | Santa Clara | 1946–47 | 24, 34 |
| Foster | DeShaun | RB | UCLA | 2008 | 29 |
| **Foster** | **Reuben** | **LB** | **Alabama** | **2017–*** | **56** |
| Foster | Roy | G | USC | 1991–93 | 67 |
| Fountaine | Jamal | DE | Washington | 1995 | 52, 56 |
| Franceschi | Pete | HB | San Francisco | 1946 | 82 |
| Francis | Phil | RB | Stanford | 1979–80 | 48 |
| Francis | Russ | TE | Oregon | 1982–87 | 81 |
| Frank | John | TE | Ohio State | 1984–88 | 86 |
| Franklin | Aubrayo | DT | Tennessee | 2007–10 | 92 |
| Franz | Tracy | G | San Jose State | 1987 | 63 |
| Freitas | Jesse | QB | Santa Clara | 1946 | 62 |
| Fuller | Cameron | CB | New Mexico State | 2014 | 40 |
| Fuller | Jeff | S/LB | Texas A&M | 1984–89 | 49 |
| Fuller | John | DB | Lamar Tech | 1968–72 | 23, 30 |
| **Fusco** | **Brandon** | **OL** | **Slippery Rock** | **2017–*** | **63** |

## G

| Last | First | Position | College | Years | Jersey # |
|---|---|---|---|---|---|
| Gabbert | Blaine | QB | Missouri | 2014–16 | 2 |
| Gagliano | Bob | QB | Utah State | 1986–87 | 11 |
| Gaiters | Bob | HB | New Mexico State | 1962–63 | 35 |
| Galiffa | Arnie | QB | Army | 1954 | 16 |
| Galigher | Ed | DT | UCLA | 1977–79 | 75 |
| Garcia | Jeff | QB | San Jose State | 1999–03 | 5 |
| **Garçon** | **Pierre** | **WR** | **Mount Union** | **2017–*** | **15** |
| Gardner | Andrew | OL | Georgia Tech | 2016 | 62 |
| Garlin | Don | HB | USC | 1949–50 | 88 |
| Garner | Charlie | RB | Tennessee | 1999–00 | 25 |
| **Garnett** | **Joshua** | **G** | **Stanford** | **2016–*** | **65** |
| Garnett | Scott | NT | Washington | 1985 | 92 |
| **Garoppolo** | **Jimmy** | **QB** | **Eastern Illinois** | **2017–*** | **10** |
| Garrett | Len | TE | New Mexico Highlands | 1975 | 82 |
| Gash | Thane | S | East Tennessee State | 1992 | 31 |
| Gaskins | Kendall | RB | Richmond | 2015 | 30 |
| Gavric | Momcilo | K | Belgrade | 1969 | 17 |
| Gehrke | Fred | HB | Utah | 1950 | 81 |
| Gervais | Rick | S | Stanford | 1981–83 | 24 |
| Gibson | Thaddeus | LB | Ohio State | 2010 | 59 |
| **Gilbert** | **Jimmie** | **LB** | **Colorado** | **2017–*** | **47** |
| Gilbert | Lewis | TE | Florida | 1980 | 82 |
| **Gilliam** | **Garry** | **OL** | **Penn State** | **2017–*** | **76** |
| Gilmore | Bryan | WR | Midwestern State | 2006–07 | 81, 84 |
| Ginn Jr. | Ted | WR | Ohio State | 2010–12 | 19 |
| Givens | Reggie | LB | Penn State | 1998–99 | 59 |
| Gladney | Tony | WR | UNLV | 1987 | 17, 86 |
| Glover | Clyde | DE | Fresno State | 1987 | 93 |
| Goad | Paul | FB | Abilene Christian | 1956 | 36 |
| Gogan | Kevin | G | Washington | 1997–98 | 66 |
| Goldson | Dashon | S | Washington | 2007–12 | 38 |
| Gonsoulin | Austin | DB | Baylor | 1967 | 35 |
| Gonzaga | John | T | Mt. Diablo High (Calif.) | 1956–59 | 76 |
| Gooden | Tavares | LB | Miami | 2011–12 | 56 |
| Goodspeed | Dan | T/G | Kent State | 2001 | 72 |
| Goodwin | Jonathan | C | Michigan | 2011–13 | 59 |
| **Goodwin** | **Marquise** | **WR** | **Texas** | **2017–*** | **11** |
| Gordon | Steve | C | California | 1998 | 59, 64 |
| Gore | Frank | RB | Miami (Fla.) | 2005–14 | 21 |
| Goss | Antonio | LB | North Carolina | 1989, 91–95 | 98 |
| Gossett | Bruce | K | Richmond | 1970–74 | 30 |
| **Gould** | **Robbie** | **K** | **Penn State** | **2017–*** | **9** |
| Gragg | Scott | T | Montana | 2000–04 | 78 |
| Grant | Alan | CB | Stanford | 1992 | 24, 26 |
| Grant | Larry | LB | Ohio State | 2011–12 | 54 |
| Gray | Tim | DB | Texas A&M | 1979 | 30 |
| Grbac | Elvis | QB | Michigan | 1993–96 | 18 |
| Green | Jacob | DE | Texas A&M | 1992 | 76 |
| Green | Roderick | DE/LB | Central Missouri St. | 2006–08 | 54 |
| Greene | Kevin | LB | Auburn | 1997 | 91 |
| Greenlee | Fritz | LB | Arizona | 1969 | 59 |
| Greer | Terry | WR | Alabama State | 1987–89 | 29, 82, 83 |
| Gregory | Garland | G | Louisiana Tech | 1946–47 | 32 |
| Grgich | Visco | G | Santa Clara | 1946–52 | 34, 38, 47, 64 |
| Griffin | Don | CB | Middle Tennessee St. | 1986–93 | 29 |
| Gutierrez | Brock | C | Central Michigan | 2003–04 | 52 |

## H

| Last | First | Position | College | Years | Jersey # |
|---|---|---|---|---|---|
| Hadley | Ron | LB | Washington | 1987–88 | 54 |
| Haggans | Clark | LB | Colorado State | 2012 | 51 |
| Haley | Charles | LB | James Madison | 1986–91, 98–99 | 94, 95 |
| Hall | Chad | WR | Air Force | 2012 | 14 |
| Hall | Dana | S | Washington | 1992–94 | 28 |
| Hall | Darryl | S | Washington | 1995 | 43 |
| Hall | Forrest | HB | San Francisco | 1948 | 88 |
| **Hall** | **Leon** | **CB** | **Michigan** | **2017–*** | **20** |
| Hall | Parker | HB | Mississippi | 1946 | 64, 84 |
| Hall | Rhett | DT | California | 1994 | 91 |
| Hall | Travis | DE | BYU | 2005 | 92 |
| Hall | Windlan | DB | S. Arizona State | 1972–75 | 43 |
| Hamm | Je'ron | TE | Louisiana–Monroe | 2015–16 | 85 |
| Hampton | Jewel | RB | Southern Illinois | 2012 | 33 |
| Hamilton | Derrick | WR | Clemson | 2004–05 | 88 |
| Handley | Dick | C | Fresno State | 1947 | 26 |
| Hanks | Merton | CB | Iowa | 1991–98 | 36 |
| Hannon | Chris | WR | Tennessee | 2008 | 15 |
| Hanshaw | Tim | G | BYU | 1995–98 | 77 |
| Hanson | Joselio | DB | Texas Tech | 2004–05 | 27 |
| Hantla | Bob | G | Kansas | 1954–55 | 69 |
| Haralson | Parys | LB | Tennessee | 2006–12 | 98 |
| Hardman | Cedrick | DE | North Texas State | 1970–79 | 86 |
| Hardy | Adrian | CB | Northwestern State | 1993–94 | 45 |
| Hardy | Andre | FB | St. Mary's | 1987 | 47 |
| Hardy | Carroll | HB | Colorado | 1955 | 27 |
| Hardy | Edgar | G | Jackson State | 1973 | 63 |
| Hardy | Kevin | DT | Notre Dame | 1968 | 68, 86 |
| Harkey | Lem | HB | Emporia State | 1955 | 32 |
| Harmon | Derrick | RB/KR | Cornell | 1984–86 | 24 |
| **Harold** | **Eli** | **LB** | **Virginia** | **2015–*** | **58** |
| Harper | Chris | WR | California | 2016 | 14 |
| Harper | Chris | WR | Kansas State | 2013 | 13 |
| Harper | Willie | LB | Nebraska | 1973–83 | 59 |
| Harris | DuJuan | RB | Troy | 2015–16 | 32 |
| Harris | Joe | LB | Georgia Tech | 1978 | 50 |
| Harris | Kwame | T | Stanford | 2003–07 | 77 |
| Harris | Mark | WR | Stanford | 1996–99 | 19, 88 |
| Harris | Marques | LB | Southern Utah | 2009 | 54 |
| Harris | Tim | LB | Memphis State | 1991–92, 94–95 | 92, 99 |
| Harris | Tony | WR | Toledo | 1971 | 20 |
| Harris | Walt | CB | Mississippi State | 2006–09 | 27 |
| Harrison | Bob | LB | Oklahoma | 1959–61, 65–67 | 54 |
| Harrison | Dennis | DE | Vanderbilt | 1986 | 96 |
| Harrison | Kenny | WR | SMU | 1976–78 | 83 |
| Harrison | Martin | LB | Washington | 1990–93 | 56, 57 |
| Hart | Jeff | T | Oregon State | 1975 | 68 |
| Hart | Taylor | DT | Oregon | 2016 | 96 |
| Hart | Tommy | DE | Morris Brown | 1968–77 | 53 |
| Harty | John | DT | Iowa | 1981–83, 85–86 | 75 |
| Hastings | Joe | WR | Washburn | 2011 | 13 |
| Hauck | Tim | S | Montana | 2002 | 45 |
| Hawthorne | Duane | CB | Northern Illinois | 2002 | 43 |
| Hayes | Bob | WR | Florida A&M | 1975 | 22 |
| Hayne | Jarryd | RB | No College | 2015 | 38 |
| Hays | Harold | LB | Southern Mississippi | 1968–69 | 54 |
| Hazeltine | Matt | LB | California | 1955–68 | 55 |
| Heard | Ronnie | S | Mississippi | 2000–04 | 38 |
| Hearst | Garrison | RB | Georgia | 1997–03 | 20 |
| Heitmann | Eric | C/G | Stanford | 2002–10 | 66 |
| Heller | Ron | TE | Oregon State | 1987–88 | 89 |

| Last | First | Position | College | Years | Jersey # |
|---|---|---|---|---|---|
| Helton | Barry | P | Colorado | 1988–90 | 9 |
| Henderson | Keith | FB | Georgia | 1989–92 | 30 |
| Henderson | Thomas | LB | Langston | 1980 | 50 |
| Hendrickson | Steve | LB | California | 1989 | 56 |
| Henke | Ed | E | USC | 1951–52, 56–60 | 47,75, 89 |
| Henley | Thomas | WR | Stanford | 1987 | 84 |
| Herchman | Bill | T | Texas Tech | 1956–59 | 72 |
| Hetherington | Chris | FB | Yale | 2005–06 | 41, 44 |
| Hettema | Dave | T | New Mexico | 1967 | 62, 65 |
| Hicks | Dwight | S | Michigan | 1979–85 | 22 |
| Hicks | Maurice | RB | North Carolina A&T | 2004–07 | 43 |
| **Hikutini** | **Cole** | **TE** | **Louisville** | **2017–*** | **83** |
| Hill | Jason | WR | Washington State | 2007–10 | 89 |
| Hill | John | C | Lehigh | 1985 | 52 |
| Hill | Shaun | QB | Maryland | 2006–09 | 13 |
| Hilton | Scott | LB | Salem College | 1979–80 | 55 |
| Hindman | Stan | DE | Mississippi | 1966–71, 73–74 | 74, 80 |
| Hoage | Terry | S | Georgia | 1993 | 41 |
| Hobbs | Dick | G | Georgia | 1949–50 | 37 |
| Hobgood–Chittick | Nate | DT | North Carolina | 2000 | 76 |
| Hodges | Gerald | LB | Penn State | 2015–16 | 51 |
| Hofer | Paul | RB | Mississippi | 1976–81 | 36, 41 |
| Hoffman | Gary | T | Santa Clara | 1987 | 78 |
| Hogan | Mike | FB | Tenn.–Chattanooga | 1979 | 45 |
| Hogland | Doug | G | Oregon State | 1953–55 | 64 |
| Holcomb | Curtis | CB | Florida A&M | 2011 | 41 |
| Holladay | Bob | HB | Tulsa | 1956–57 | 27, 40 |
| Hollas | Hugo | DB | Rice | 1974 | 47 |
| Holliday | Trindon | WR | LSU | 2014 | 19 |
| Holloway | Menson | DE | UTEP | 2001 | 71, 99 |
| Holman | Rashad | CB | Louisville | 2001–03 | 26 |
| Holmes | Mike | DB | Texas Southern | 1974–75 | 20 |
| Holmoe | Tom | S | Brigham Young | 1983–89 | 28, 46 |
| Holt | Pierce | DE | Angelo State | 1988–92 | 78, 98 |
| Holzer | Tom | DE | Louisville | 1967 | 87 |
| Hopson | Tyrone | G | Eastern Kentucky | 1999–00 | 66 |
| Horn | Bob | LB | Oregon State | 1982–83 | 55 |
| Horne | Dick | E | Oregon | 1947 | 51 |
| Hoskins | Bob | DT | Wichita State | 1970–75 | 56 |
| Howard | Eddie | P | Idaho | 1998 | 2 |
| Howell | Clarence | E | Texas A&M | 1948 | 56 |
| Hoyer | Brian | QB | Michigan State | 2017 | 2 |
| Hudson | Marcus | S | North Carolina St. | 2006–09 | 23 |
| Huff | Gary | QB | Florida State | 1980 | 19 |
| Huff | Marty | LB | Michigan | 1972 | 54 |
| Hughes | Ernie | G | Notre Dame | 1978, '80 | 65, 66 |
| Hull | Tom | LB | Penn State | 1974 | 54 |
| Hunt | Charlie | LB | Florida State | 1973 | 61 |
| Hunter | Kendall | RB | Oklahoma State | 2011–15 | 32 |
| **Hyde** | **Carlos** | **RB** | **Ohio State** | **2014–*** | **28** |

## I

| | | | | | |
|---|---|---|---|---|---|
| Ifeanyi | Israel | DE/LB | USC | 1996 | 59, 95 |
| Isenbarger | John | RB | Indiana | 1970–73 | 17 |
| Isom | Jasen | FB | Western Illinois | 2003–04 | 41 |
| Israel | Steve | CB | Pittsburgh | 1995–96 | 31 |
| Iupati | Mike | G | Idaho | 2010–14 | 77 |
| Iworah | Prince Charles | CB | Western Kentucky | 2016–17 | 30 |

## J

| | | | | | |
|---|---|---|---|---|---|
| **Jackson** | **Asa** | **CB** | **Cal Poly** | **2017–*** | **30** |
| Jackson | Darrell | WR | Florida | 2007 | 82 |
| Jackson | Jim | HB | Western Illinois | 1966–67 | 38 |
| Jackson | Johnnie | S | Houston | 1989–92 | 40 |
| Jackson | Randy | RB | Wichita State | 1973 | 33 |
| Jackson | Rickey | DE/LB | Pittsburgh | 1994–95 | 57 |
| Jackson | Terry | RB | Florida | 1999–05 | 22 |
| Jackson | Wilbur | RB | Alabama | 1974–79 | 40 |
| Jacobs | Brandon | RB | Southern Illinois | 2012 | 45 |
| Jacobs | Chuck | WR | Utah State | 2014 | 17 |
| Jacobs | Taylor | WR | Florida | 2006–07 | 88 |
| **James** | **Chanceller** | **S** | **Boise State** | **2017–*** | **43** |
| James | LaMichael | RB | Oregon | 2012–14 | 23 |
| James | William | CB | Western Illinois | 2010 | 31 |
| Jean Francois | Ricky | DT | LSU | 2009–12 | 95 |
| Jenkins | A.J. | WR | Illinois | 2012 | 17 |
| Jennings | Brian | TE/LS | Arizona State | 2000–12 | 86 |
| Jennings | Jonas | T | Georgia | 2005–08 | 75 |
| Jennings | Rick | WR | Maryland | 1977 | 33 |
| Jerod–Eddie | Tony | DT | Texas A&M | 2012–16 | 63 |
| Jerome | Lorenzo | DB | Saint Francis (PA) | 2017 | 26 |
| Jervey | Travis | RB | Citadel | 1999–00 | 32 |
| Jessup | Bill | E | USC | 1951–52, 54–58 | 55, 85 |
| Joelson | Greg | DE | Arizona State | 1991 | 93 |
| Johnson III | BJ | WR | Georgia Southern | 2017 | 83 |
| Johnson | Bill | C | Tyler J.C. | 1948–56 | 23, 53 |
| Johnson | Bryant | WR | Penn State | 2008 | 82 |
| Johnson | Cam | LB | Virginia | 2012 | 50 |
| Johnson | Charles | DB | Grambling | 1979–80 | 44 |
| Johnson | Charlie | DT | Louisville | 1966–67 | 72 |
| Johnson | Dennis | DE | Kentucky | 2004 | 71 |
| Johnson | Derrick | CB | Washington | 2005 | 23 |
| **Johnson** | **Dontae** | **CB** | **North Carolina State** | **2014–*** | **36** |
| Johnson | Eric | TE | Yale | 2001–06 | 82 |
| Johnson | Eric | S | Washington State | 1979 | 24 |
| Johnson | Garrett | DT | Illinois | 2002 | 90 |
| Johnson | Gary | DT | Grambling | 1984–85 | 97 |
| Johnson | James | LB | San Diego State | 1987 | 56 |
| Johnson | John | LB | Clemson | 1991–93 | 55 |
| Johnson | John Henry | HB | Arizona State | 1954–56 | 35 |
| Johnson | Jimmy | DB | UCLA | 1961–76 | 37 |
| Johnson | Josh | QB | San Diego | 2014 | 1 |
| Johnson | Kermit | RB | UCLA | 1975–76 | 47 |
| Johnson | Leo | WR | Tennessee State | 1969–70 | 81 |
| Johnson | Rudy | HB | Nebraska | 1964–65 | 32 |
| Johnson | Sammy | RB | North Carolina | 1974–76 | 48 |
| Johnson | Stevie | WR | Kentucky | 2014 | 13 |
| Johnson | Walter | DE | Tuskegee | 1967 | 58 |
| Jones | Arrington | FB | Winston–Salem | 1981 | 40 |
| Jones | Brandon | WR | Oklahoma | 2009 | 81 |
| Jones | Brent | TE | Santa Clara | 1987–97 | 84, 88 |
| **Jones** | **Chris** | **DT** | **Bowling Green** | **2016–*** | **93** |
| Jones | Colin | S | TCU | 2011 | 43 |
| **Jones** | **D.J.** | **DL** | **Mississippi** | **2017–*** | **93** |
| Jones | Datone | DL | UCLA | 2017 | 96 |
| **Jones** | **Don** | **DB** | **Arkansas State** | **2017–*** | **20** |
| Jones | Larry | WR | N.E. Missouri State | 1978 | 21, 87 |
| Jones | Terry | TE | Alabama | 2005 | 49 |
| Jordan | Darin | LB | Northeastern | 1991–94 | 90 |
| Jordan | James | WR | Louisiana Tech | 2002–05 | 18, 46 |
| Jorden | Tim | TE | Indiana | 1995 | 48 |
| Joseph | Alex | LB | Temple | 2010 | 58 |
| Judie | Ed | LB | Northern Arizona | 1982–83 | 50 |
| Jury | Bob | S | Pittsburgh | 1978 | 26 |
| **Juszczyk** | **Kyle** | **FB** | **Harvard** | **2017–*** | **44** |

## K

| | | | | | |
|---|---|---|---|---|---|
| Kaepernick | Colin | QB | Nevada | 2011–16 | 7 |
| Kammerer | Carlton | LB | Pacific | 1961–62 | 66 |
| Katnik | Norm | C | USC | 2005 | 63 |
| Keasey | Zak | FB | Princeton | 2007–08 | 45 |
| Keeble | Jerry | LB | Minnesota | 1987 | 98 |
| Keever | Carl | LB | Boise State | 1987 | 41 |
| Keith | John | S | Furman | 2000–03 | 28 |
| Kelcher | Louie | NT | SMU | 1984 | 94 |
| Kelly | Gorden | LB | Georgia | 1960–61 | 83 |
| Kelly | Todd | DE | Tennessee | 1993–94 | 58 |
| Kelm | Larry | LB | Texas A&M | 1993 | 52 |
| Kemp | Jeff | QB | Dartmouth | 1986 | 9 |
| Keneley | Matt | DT | USC | 1999 | 75 |
| Kennedy | Allan | T | Washington State | 1981–84 | 66 |
| Kennedy | Sam | LB | San Jose State | 1988 | 57 |

| Last | First | Position | College | Years | Jersey # |
|---|---|---|---|---|---|
| Kenney | Charles | G | San Francisco | 1947 | 38 |
| Kerley | Jeremy | WR | Texas Christian | 2016 | 17 |
| **Kilgore** | **Daniel** | **G** | **Appalachian State** | **2011–*** | **67** |
| Kilgore | Jon | P | Auburn | 1969 | 15 |
| Killens | Terry | LB | Penn State | 2001, 2002 | 52, 56 |
| Killings | Cedric | DT | Carson Newman | 2000 | 71 |
| Kilmer | Billy | QB | UCLA | 1961–62, 64–66 | 17 |
| Kimbrough | Elbert | HB | Northwestern | 1962–66 | 45 |
| Kirby | Terry | RB | Virginia | 1996–98 | 41 |
| Kirk | Randy | LB | San Diego State | 1996–99 | 57, 58 |
| Kirschke | Travis | DT | UCLA | 2003 | 90 |
| Kirtman | David | FB | USC | 2008 | 35 |
| **Kittle** | **George** | **TE** | **Iowa** | **2017–*** | **85** |
| Knafelc | Gary | E | Colorado | 1963 | 84 |
| Knutson | Steve | G/T | USC | 1978 | 60 |
| Kolodziej | Ross | DT | Wisconsin | 2002–03 | 92 |
| Kopay | Dave | HB | Washington | 1964–67 | 43 |
| Korff | Mark | LB | Florida | 1987 | 90 |
| Kosier | Kyle | T | Arizona State | 2002–04 | 69, 72 |
| Kovach | Jim | LB | Kentucky | 1985 | 57 |
| Kraemer | Eldred | G | Pittsburgh | 1955 | 65 |
| Krahl | Jim | DT | Texas Tech | 1980 | 90 |
| Kramer | Kent | TE | Minnesota | 1966 | 89 |
| Kristick | Keaton | LB | Oregon State | 2010 | 57 |
| Krueger | Charles | DT | Texas A&M | 1959–73 | 70 |
| Krueger | Rolf | DE | Texas A&M | 1972–74 | 78 |
| Kugler | Pete | DT | Penn State | 1981–83, 86–90 | 67, 77 |
| Kuykendall | Fulton | LB | UCLA | 1985 | 59 |
| Kuzman | John | T | Fordham | 1946 | 46 |
| Kwalick | Ted | TE | Penn State | 1969–74 | 82 |
| Kyle | Jason | LB | Arizona State | 2000 | 57 |
| Kyles | Troy | WR | Howard | 1992 | 85 |

## L

| Last | First | Position | College | Years | Jersey # |
|---|---|---|---|---|---|
| LaBounty | Matt | DE | Oregon | 1992–93 | 93 |
| LaBoy | Travis | LB | Hawaii | 2010 | 54 |
| LaFleur | Bill | P | Nebraska | 2002–03 | 4 |
| Lakes | Roland | DT | Wichita State | 1961–70 | 60 |
| Land | Fred | T | LSU | 1948 | 45 |
| Land | Mel | DE | Michigan State | 1980 | 60 |
| Landry | Michael | DE | Southern | 2003 | 93 |
| Langham | Antonio | CB | Alabama | 1998 | 43 |
| LaRose | Dan | DE | Missouri | 1965 | 87 |
| Larson | Bill | TE | Colorado State | 1975 | 85 |
| Lash | Jim | WR | Northwestern | 1976–77 | 87 |
| Latimer | Al | CB | Clemson | 1980 | 29 |
| Lattimore | Marcus | RB | South Carolina | 2013–14 | 38 |
| Laughlin | Bud | FB | Kansas | 1955 | 36 |
| Lawrence | Amos | RB | North Carolina | 1981–82 | 20 |
| Lawson | Manny | LB | North Carolina St. | 2006–10 | 99 |
| Lawson | Steve | G | Kansas | 1976 | 61, 65 |
| LeCount | Terry | WR | Florida | 1978 | 80 |
| Ledford | Dwayne | T | East Carolina | 1999, 2003–04 | 67, 76 |
| Ledyard | Hal | QB | Tenn.–Chattanooga | 1953 | 12 |
| Lee | Amp | RB | Florida State | 1992–93 | 22 |
| Lee | Andy | P | Pittsburgh | 2004–14 | 4 |
| Lee | Dwight | RB | Michigan State | 1968 | 49 |
| **Lee** | **Elijah** | **LB** | **Kansas State** | **2017–*** | **47** |
| Lee | Kevin | WR | Alabama | 1996 | 17 |
| Lee | Mark | CB | Washington | 1991 | 27 |
| Legette | Tyrone | CB | Nebraska | 1998 | 45 |
| Legree | Lance | DT | Notre Dame | 2006 | 92 |
| Lelie | Ashley | WR | Hawaii | 2007 | 18 |
| Lemonier | Corey | LB | Auburn | 2013–15 | 96 |
| Leonard | Anthony | DB | Virginia Union | 1976–78 | 42 |
| Leonard | Jim | C | Santa Clara | 1985 | 63 |
| Leonhardt | Brian | TE | Bemidji State | 2015 | 46 |
| Leopold | Bobby | LB | Notre Dame | 1980–83 | 45, 52 |
| Leverette | Otis | DE | Ala.–Birmingham | 2004 | 93 |
| Levy | Chuck | RB | Arizona | 1997–98 | 32 |
| Lewis | Eddie | DB | Kansas | 1976–79 | 22 |
| Lewis | Gary | FB | Arizona State | 1964–69 | 22 |
| Lewis | Jonas | RB | San Diego State | 2000–01 | 43 |
| Lewis | Keith | S | Oregon | 2004–08 | 28 |
| Lewis | Kevin | DB | Northwestern Louisiana | 1990–92 | 45 |
| Lewis | Michael | SS | Colorado | 2007–10 | 32 |
| Lewis | Michael | WR | Grace King (La.) High | 2007 | 84 |
| Lewis | Ron | WR | Florida State | 1990–92 | 83 |
| Lewis | Thad | QB | Duke | 2016 | 9 |
| Lilly | Kevin | NT | Tulsa | 1988–89 | 92 |
| Lillywhite | Verl | HB | USC | 1948–51 | 71, 81 |
| Lincoln | Alex | LB | Auburn | 2001–02 | 57 |
| Lind | Mike | FB | Notre Dame | 1963–64 | 38 |
| Lindstrom | Chris | DT | Boston College | 1983 | 78 |
| Lisbon | Don | HB | Bowling Green | 1963–64 | 42 |
| Liter | Greg | DE | Iowa State | 1987 | 77 |
| Livingston | Howie | HB | Fullerton J.C. | 1950 | 24, 94 |
| Lloyd | Brandon | WR | Illinois | 2003–05, 14 | 84, 85 |
| Lockett | J.W. | RB | Central (Okla.) State | 1961 | 35 |
| Logan | Marc | RB | Kentucky | 1992–94 | 43 |
| Long | Tim | C | Memphis State | 1987 | 68 |
| Looney | Jim | LB | Purdue | 1981 | 50 |
| Looney | Joe | G | Wake Forest | 2012–14 | 66, 78 |
| Lopasky | Bill | G | West Virginia | 1961 | 57 |
| Lott | Ronnie | CB | USC | 1981–90 | 42 |
| Loville | Derek | RB | Oregon | 1994–96 | 20 |
| Loyd | Alex | E | Oklahoma State | 1950 | 59 |
| Luna | Bob | HB | Alabama | 1955 | 49 |
| Lyles | Lenny | HB | Louisville | 1959–60 | 26 |
| **Lynch** | **Aaron** | **LB** | **South Florida** | **2014–*** | **59** |
| Lynch | Ben | C | California | 1999–02 | 60 |
| Lynn | Anthony | RB | Texas Tech | 1995–96 | 29 |

## M

| Last | First | Position | College | Years | Jersey # |
|---|---|---|---|---|---|
| **Mabin** | **Greg** | **DB** | **Iowa** | **2017–*** | **26** |
| MacAfee | Ken | TE | Notre Dame | 1978–79 | 81 |
| Macauley | John | OL | Stanford | 1984 | 67 |
| Mackey | Dee | TE | East Texas State | 1960 | 87 |
| Maderos | George | HB | Chico State | 1955–56 | 40 |
| Magac | Mike | G | Missouri | 1960–64 | 62 |
| **Magnuson** | **Erik** | **OL** | **Michigan** | **2017–*** | **62** |
| Maloney | Norm | E | Purdue | 1948–49 | 59 |
| Manley | Joe | LB | Mississippi State | 1953 | 54 |
| Mann | Charles | DE | Nevada | 1994 | 71 |
| Manningham | Mario | WR | Michigan | 2012–13 | 82 |
| Manuel | Sean | TE | New Mexico State | 1996 | 86 |
| Maragos | Chris | S | Wisconsin | 2010 | 40 |
| Marecic | Owen | FB | Stanford | 2013 | 48 |
| Margerum | Ken | WR | Stanford | 1986–87 | 84 |
| **Marsh** | **Cassius** | **DL** | **UCLA** | **2017–*** | **54** |
| Martin | Jonathan | T | Stanford | 2014 | 71 |
| Martin | Marcus | C | USC | 2014–16 | 66 |
| Marquardt | Luke | T | Azusa Pacific | 2013 | 61 |
| Marshall | Rasheed | WR | Pittsburgh | 2005 | 89 |
| Martin | Bob | LB | Nebraska | 1979 | 54 |
| Martin | Derrick | LB | San Jose State | 1987 | 31 |
| Martin | Jamie | QB | Weber State | 2008 | 10 |
| Martin | Keshawn | WR | Michigan State | 2016 | 19 |
| Martin | Saladin | DB | San Diego State | 1981 | 29 |
| Masini | Leonard | FB | Fresno State | 1947–48 | 74 |
| Mason | Lindsey | T | Kansas | 1982 | 78 |
| Matheson | Riley | G–LB | Texas Western | 1948 | 37 |
| Mathews | Ned | HB | UCLA | 1946–47 | 73, 83 |
| Matthews | Al | S/CB | Texas A&I | 1977 | 47 |
| Matthews | Clay | E | Georgia Tech | 1950, 53–55 | 46, 83 |
| Matuszak | Marv | LB | Tulsa | 1957–58 | 54 |
| Maurer | Andy | G | Oregon | 1976 | 61 |
| Maxie | Brett | S | Texas Southern | 1997 | 25 |
| Maxwell | Jim | LB | Gardner–Webb | 2005 | 57 |
| Maxwell | Marcus | WR | Oregon | 2005 | 19 |
| Mays | Taylor | S | USC | 2010 | 23 |
| McAddley | Jason | WR | Alabama | 2005 | 15 |

| Last | First | Position | College | Years | Jersey # |
|---|---|---|---|---|---|
| McAlister | Ken | LB/S | San Francisco | 1983 | 48 |
| McBath | Darcel | S | Texas Tech | 2012 | 28 |
| McCaffrey | Ed | WR | Stanford | 1994 | 81 |
| **McCaffrey** | **Max** | **WR** | **Duke** | **2017–*** | **13** |
| McCann | Jim | P | Arizona State | 1971–72 | 15 |
| **McCoil** | **Dexter** | **DB** | **Tulsa** | **2017–*** | **27** |
| McColl | Milt | LB | Stanford | 1981–87 | 53 |
| McCormick | Dave | T | LSU | 1966 | 73 |
| McCormick | Tom | HB | Pacific | 1956 | 43 |
| McCormick | Walt | C | USC | 1948 | 38 |
| McCoy | Colt | QB | Texas | 2013 | 2 |
| McCoy | LeRon | WR | Indiana (Pa.) | 2007 | 19 |
| McCoy | Mike | QB | Utah | 1997 | 10 |
| McCray | L.J. | S | Catawba | 2014–15 | 31 |
| McCray | Willie | DE | Troy State | 1978 | 76 |
| McCullough | George | CB | Baylor | 2001 | 24 |
| McDaniel | Tony | DL | Tennessee | 2017 | 69 |
| McDermott | Kevin | LS | UCLA | 2013 | 47 |
| McDonald | Ramos | CB | New Mexico | 1999 | 35 |
| McDonald | Ray | DT | Florida | 2007–14 | 91 |
| McDonald | Tim | S | USC | 1993–99 | 46 |
| McDonald | Vance | TE | Rice | 2013–16 | 89 |
| McElhenny | Hugh | HB | Washington | 1952–60 | 39 |
| McFadden | Leon | CB | San Diego State | 2014 | 30 |
| McFarland | Kay | HB | Colorado State | 1962–66, '68 | 26 |
| McGee | Willie | WR | Alcorn A&M | 1976–77 | 81 |
| McGill | Ralph | CB | Tulsa | 1972–77 | 49 |
| McGrew | Reggie | DT | Florida | 1999–01 | 92 |
| McGruder | Michael | CB | Kent | 1992–93 | 26 |
| McHan | Lamar | QB | Arkansas | 1963 | 15, 17 |
| McIlhenny | Don | HB | SMU | 1961 | 35 |
| McIntyre | Guy | G | Georgia | 1984–93 | 62 |
| McIntyre | Jeff | LB | Arizona State | 1979 | 52 |
| McKenzie | Reggie | LB | Tennessee | 1992 | 50 |
| McKillop | Scott | LB | Pittsburgh | 2009–10 | 56 |
| McKoy | Billy | LB | Purdue | 1974 | 58 |
| McKyer | Tim | CB | Texas–Arlington | 1986–89 | 22 |
| McLemore | Dana | KR/CB | Hawaii | 1982–87 | 43 |
| McManis | Wynton | LB | Memphis | 2016 | 48 |
| McMillian | Mark | CB | Alabama | 1999 | 29 |
| McNeil | Clifton | E | Grambling | 1968–69 | 85 |
| **McNichols** | **Jeremy** | **RB** | **Boise State** | **2017–*** | **33** |
| McNown | Cade | QB | UCLA | 2002 | 9 |
| McQuarters | R.W. | CB | Oklahoma State | 1998–99 | 21 |
| Mellekas | John | C | Arizona | 1962 | 75 |
| Mellus | John | T | Villanova | 1946 | 45 |
| Melville | Dan | P | California | 1979 | 11 |
| Mertens | Jerry | HB | Drake | 1958–65 | 80 |
| Messer | Dale | HB | Fresno State | 1961–65 | 29 |
| Meyers | Bob | HB | Stanford | 1952 | 27 |
| Michalik | Art | G | St. Ambrose | 1953–54 | 62 |
| Middlebrooks | Willie | CB | Minnesota | 2005 | 25, 35 |
| Mike | Bob | T | UCLA | 1948–49 | 47 |
| Mike–Mayer | Steve | K | Maryland | 1975–76 | 10 |
| Mikolas | Doug | NT | Portland State | 1987–88 | 97 |
| Milem | John | DE | Lenoir–Rhyne | 2000–01 | 93, 99 |
| Miles | Searcy | DB | San Jose State | 1954–56 | 42 |
| Millen | Alec | T | Georgia | 1993 (P) | 76 |
| Millen | Matt | LB | Penn State | 1989–90 | 54 |
| Miller | Brit | FB | Illinois | 2009 | 47 |
| Miller | Bruce | FB | Central Florida | 2011–15 | 49 |
| Miller | Clark | DE | Utah State | 1962–68 | 74 |
| Miller | Hal | T | Georgia Tech | 1953 | 77 |
| Miller | Jim | P | Mississippi | 1980–82 | 3 |
| Miller | Johnny | G | Livingston | 1977–78 | 66 |
| Milstead | Rod | G | Delaware State | 1994–97 | 69 |
| Mira | George | QB | Miami (Fla.) | 1964–68 | 10 |
| Mirer | Rick | QB | Notre Dame | 2000–01 | 3 |
| Mitcham | Gene | HB | Arizona State | 1958 | 26 |
| **Mitchell** | **Earl** | **NT** | **Arizona** | **2017–*** | **90** |
| Mitchell | Kevin | LB | Syracuse | 1994–97 | 55 |
| Mitchell | Dale | LB | USC | 1976 | 64 |
| Mitchell | Tom | TE | Bucknell | 1974–77 | 84 |
| Mixon | Bill | HB | Georgia | 1953–54 | 48 |
| Moegle | Dick | HB | Rice | 1955–59 | 47 |
| Mojsiejenko | Ralf | P | Michigan State | 1991 | 2 |
| Momsen | Bob | G | Ohio State | 1952 | 68 |
| Monachino | Jim | HB | California | 1951 | 49, 99 |
| Monds | Wonder | DB | Nebraska | 1978 | 25 |
| Monroe | Carl | RB/KR | Utah | 1983–87 | 32 |
| Montana | Joe | QB | Notre Dame | 1979–92 | 16 |
| Montgomery | Blanchard | LB | UCLA | 1983–84 | 38, 52, 60 |
| Montgomery | Monty | CB | Houston | 1999–00 | 24 |
| Moody | Nick | LB | Florida State | 2013–14 | 54 |
| Moore | Brandon | LB | Oklahoma | 2002–07 | 56 |
| Moore | Dean | LB | Iowa | 1978 | 53 |
| Moore | Gene | RB | Occidental | 1969 | 43 |
| Moore | Jason | S | San Diego State | 2000, '02 | 33, 35 |
| Moore | Jay | LB | Nebraska | 2007–08 | 58 |
| Moore | Jeff | RB | Jackson State | 1982–83 | 25 |
| Moore | Manfred | RB | USC | 1974–75 | 45 |
| Moore | Marlon | WR | Fresno State | 2013 | 19 |
| Moran | Sean | DE | Colorado | 2002–03 | 99 |
| Morgan | Joe | T | Southern Mississippi | 1949 | 48 |
| Morgan | Joshua | WR | Virginia Tech | 2008–11 | 84 |
| Morgan | Melvin | DB | Mississippi Valley St. | 1979–80 | 46 |
| Moroski | Mike | QB | UC Davis | 1986 | 15 |
| Morrall | Earl | QB | Michigan State | 1956 | 11 |
| Morris | Darryl | CB | Texas State | 2013 | 40 |
| Morris | Dennit | LB | Oklahoma | 1958 | 57 |
| Morris | George | C | Georgia Tech | 1956 | 52 |
| Morrison | Dennis | QB | Kansas State | 1974 | 10 |
| Morton | Dave | LB | UCLA | 1979 | 50 |
| Morton | John | LB | TCU | 1953 | 36 |
| Morton | Johnnie | WR | USC | 2005 | 84 |
| Morze | Frank | C | Boston College | 1957–61 | 53, 63 |
| Moss | Randy | WR | Marshall | 2012 | 84 |
| **Mostert** | **Raheem** | **RB** | **Purdue** | **2017–*** | **31** |
| Moten | Gary | LB | SMU | 1983 | 59, 63 |
| Mudd | Howard | G | Hillsdale | 1964–69 | 68 |
| **Murphy** | **Louis** | **WR** | **Florida** | **2017–*** | **18** |
| Murphy | Rob | C/G | Ohio State | 2003–05 | 68 |
| Musgrave | Bill | QB | Oregon | 1991–94 | 14 |
| Myers | Chip | E | N.W. Oklahoma | 1967 | 46 |

## N

| | | | | | |
|---|---|---|---|---|---|
| Navies | Hannibal | LB | Colorado | 2006–07 | 55 |
| Neal | Randy | LB | Virginia | 1998 | 52 |
| Nedney | Joe | K | San Jose State | 2005–10 | 6 |
| Nehemiah | Renaldo | WR | Maryland | 1982–84 | 83 |
| Nelson | Bob | LB | Nebraska | 1979 | 66 |
| **Nelson** | **Kyle** | **TE/LS** | **New Mexico State** | **2014–*** | **86** |
| Neville | Tom | G | Fresno State | 1991 | 69 |
| Newberry | Jeremy | C | California | 1998–06 | 62 |
| **Newsom** | **Donavin** | **LB** | **Missouri** | **2017–*** | **48** |
| Newsome | Craig | CB | Arizona State | 1999 | 27 |
| Nicholas | Calvin | WR | Grambling | 1988 | 88 |
| Nichols | Mark | LB | Colorado State | 1978 | 58 |
| Nicholson | Jim | T | Michigan State | 1981 | 67 |
| Nix | Jack | E | USC | 1950 | 58 |
| Nixon | Tory | CB | San Diego State | 1985–88 | 20, 31 |
| Nomellini | Leo | T | Minnesota | 1950–63 | 42, 73 |
| Norberg | Hank | E | Stanford | 1946–47 | 55 |
| Nordquist | Mark | G | Pacific | 1976 | 68 |
| Norris | Moran | FB | Kansas | 2006–07, 09–11 | 40, 44 |
| Norton | Jim | T | Washington | 1965–66 | 75 |
| Norton Jr. | Ken | LB | UCLA | 1994–00 | 51 |
| Norton | Ray | HB | San Jose State | 1960–61 | 23 |
| Nunley | Frank | LB | Michigan | 1967–76 | 57 |
| **Nzeocha** | **Mark** | **LB** | **Wyoming** | **2017–*** | **46** |

| Last | First | Position | College | Years | Jersey # |
|---|---|---|---|---|---|
| **O** | | | | | |
| O'Donahue | Pat | E | Wisconsin | 1952 | 83 |
| O'Neal | Brian | RB | Penn State | 1995 | 26 |
| O'Sullivan | J.T. | QB | UC Davis | 2008 | 14 |
| Oates | Bart | C | BYU | 1994–95 | 66 |
| Obradovich | Jim | TE | USC | 1976–77 | 89 |
| Odom | Ricky | DB | USC | 1978 | 42 |
| Okeafor | Chike | DE | Purdue | 1999–02 | 91 |
| Okoye | Lawrence | DL | No College | 2013 | 98 |
| Olerich | Dave | E | San Francisco | 1967–68, 72–73 | 84 |
| Oliver | Melvin | DE | LSU | 2006–07 | 96 |
| Olson | Drew | QB | UCLA | 2007 | 7 |
| Olssen | Lance | T | Purdue | 1968–69 | 73 |
| Orosz | Tom | P | Ohio State | 1983 | 3, 19 |
| Osborne | Clancy | LB | Arizona State | 1959–60 | 33 |
| Osgood | Kassim | WR | San Diego State | 2013–14 | 14 |
| Osika | Craig | G/C | Indiana | 2002 | 71 |
| Ostrowski | Phil | G | Penn State | 1998–00 | 69 |
| Owen | Tom | QB | Wichita State | 1974–75 | 14 |
| Owens | James | WR | UCLA | 1979–80 | 20, 89 |
| Owens | R.C. | HB | College of Idaho | 1957–61 | 27 |
| Owens | Terrell | WR | Tenn.–Chattanooga | 1996–03 | 81 |
| **P** | | | | | |
| Pace | Jim | HB | Michigan | 1958 | 43 |
| Palatella | Lou | G | Pittsburgh | 1955–58 | 68 |
| Palmer | Jesse | QB | Florida | 2005 | 2 |
| Paris | Bubba | T | Michigan | 1982–90 | 77 |
| Parker | Anthony | CB | Weber State | 1999–02 | 21, 86 |
| Parker | Don | G | Virginia | 1967 | 63 |
| Parks | Dave | E | Texas Tech | 1964–67 | 81 |
| Parks | Limbo | G | Arkansas | 1987 | 66, 72 |
| Parrish | James | T | Temple | 1993 | 77 |
| Parrish | Tony | S | Washington | 2002–06 | 33 |
| Parsons | Earle | HB | USC | 1946–47 | 84, 94 |
| Pashos | Tony | T | Illinois | 2009–* | 77 |
| Patera | Dennis | K | BYU | 1968 | 14 |
| Patrick | Chris | T | Nebraska | 2009–10 | 61 |
| Patterson | Reno | DE | Bethune–Cookman | 1987 | 92 |
| Patton | Quinton | WR | Louisiana Tech | 2013–16 | 11 |
| Patton | Ricky | RB | Jackson State | 1980–82 | 32, 42 |
| **Paulsen** | **Logan** | **TE** | **UCLA** | **2017–*** | **82** |
| Pavlich | Chuck | G | Muskegon High (MI) | 1946 | 37 |
| Paye | John | QB | Stanford | 1988 | 15 |
| Pears | Erik | G/T | Colorado State | 2015 | 71 |
| Peelle | Justin | TE | Oregon | 2011 | 81 |
| Peets | Brian | TE | Pacific | 1981 | 82 |
| Penchion | Bob | T | Alcorn A&M | 1974–75 | 66 |
| Peoples | Woody | G | Grambling | 1968–77 | 69 |
| Perry | Joe | FB | Compton J.C. | 1948–60, '63 | 34, 74 |
| Perry | Scott | S | Williams | 1980 | 32 |
| Person | Mike | G | Montana State | 2011 | 78 |
| Peters | Scott | C/G | Arizona State | 2004 | 67 |
| Peterson | Anthony | LB | Notre Dame | 1994–95, 98–99 | 50, 53 |
| Peterson | Julian | LB | Michigan State | 2000–05 | 98 |
| Peterson | Todd | K | Georgia | 2003–04 | 2 |
| Phillips | Lawrence | RB | Nebraska | 1999 | 33 |
| Phillips | Mel | DB | North Carolina A&T | 1966–77 | 32 |
| Pickett | Cody | QB | Washington | 2004–05 | 3 |
| Pillers | Lawrence | DE | Alcorn A&M | 1980–84 | 65 |
| Pine | Ed | LB | Utah | 1962–64 | 54 |
| **Pinion** | **Bradley** | **P** | **Clemson** | **2015–*** | **5** |
| Pleasant | Anthony | DE | Tennessee State | 2000 | 94 |
| Plummer | Ahmed | CB | Ohio State | 2000–05 | 29 |
| Plummer | Bruce | CB | Mississippi State | 1990 | 28 |
| Plummer | Gary | LB | California | 1994–97 | 50 |
| Plunkett | Jim | QB | Stanford | 1976–77 | 14, 16 |
| Pochman | Owen | K | BYU | 2003 | 11 |
| Pollack | Frank | T/G | Northern Arizona | 1990–91, 94–97 | 72, 75 |
| Pollard | Darryl | CB | Weber State | 1987–91 | 26, 36 |
| Ponder | Christian | QB | Florida State | 2016 | 15 |
| Poole | Bob | E | Clemson | 1964–65 | 82 |
| Pope | Marquez | CB | Fresno State | 1995–98 | 23 |
| Popson | Ted | TE | Portland State | 1994–96 | 85 |
| Posey | Jeff | DE | Southern Mississippi | 1998–00 | 96 |
| Powell | Charley | E | San Diego High (Calif.) | 1952–53, 55–57 | 87 |
| **Powell** | **Tyvis** | **DB** | **Ohio State** | **2017–*** | **45** |
| Powers | Jim | HB | USC | 1950–53 | 15, 62 |
| Preston | Roell | KR | Mississippi | 1999 | 15 |
| Price | Daryl | DE | Colorado | 1996–97 | 71, 91, 96 |
| Prioleau | Pierson | DB | Virginia Tech | 1999–00 | 23 |
| Prokop | Joe | P | Cal Poly–Pomona | 1991 | 4 |
| Puddy | Harold | T | Oregon | 1948 | 46 |
| Puki | Craig | LB | Tennessee | 1980–81 | 54 |
| Purcell | Mike | NT | Wyoming | 2014–16 | 64 |
| Putzier | Rollin | NT | Oregon | 1989 | 64, 76 |
| **Q** | | | | | |
| Quillan | Fred | C | Oregon | 1978–87 | 56 |
| Quilter | Chuck | T | Tyler J.C. | 1949 | 45 |
| **R** | | | | | |
| Rachal | Chilo | G | USC | 2008–11 | 62 |
| Raines | Mike | DT | Alabama | 1974 | 63 |
| Ramson | Eason | TE | Washington State | 1979–83 | 80 |
| Randle | Sonny | E | Virginia | 1967 | 83 |
| Randolph | Alvin | DB | Iowa | 1966–70, '74 | 27 |
| Rasheed | Saleem | LB | Alabama | 2002–05 | 51 |
| Rasley | Rocky | G | Oregon State | 1976 | 63 |
| Rathman | Tom | FB | Nebraska | 1986–93 | 44 |
| Rattay | Tim | QB | Louisiana Tech | 2000–05 | 13 |
| Ray | Ricky | QB | Sacramento State | 2001 | 18 |
| Reach | Kevin | G | Utah | 1987 | 65 |
| Reaser | Keith | CB | Florida Atlantic | 2015–17 | 27 |
| Redmond | Will | CB | Mississippi State | 2016–17 | 23 |
| Reed | Jeff | K | North Carolina | 2010 | 3 |
| Reed | Joe | QB | Mississippi State | 1972–74 | 13, 19 |
| Reed | Rayshun | CB | Troy State | 2004–05 | 31 |
| Reese | Albert | DT | Grambling | 1997–98 | 71 |
| Reese | Archie | DE | Clemson | 1978–81 | 78 |
| Reid | Bill | C | Stanford | 1975 | 54 |
| **Reid** | **Eric** | **S** | **LSU** | **2013–*** | **35** |
| Remington | Bill | C | Washington State | 1946 | 23 |
| Renfro | Dick | FB | Washington State | 1946 | 73 |
| Reynolds | Jack | LB | Tennessee | 1981–84 | 64 |
| Rhodes | Bruce | DB | San Francisco State | 1976 | 23 |
| Rhodes | Ray | CB | Tulsa | 1980 | 26 |
| Rice | Jerry | WR | Mississippi Valley St. | 1985–00 | 80 |
| Richard | Kris | S | USC | 2005 | 35 |
| Richardson | Mike | CB | Arizona State | 1989 | 27 |
| Richey | Wade | K | LSU | 1998–00 | 7 |
| Richie | David | DT | Washington | 1998–99 | 93, 94 |
| Ridgle | Elston | DE | Nevada | 1987 | 96 |
| Ridlon | Jim | HB | Syracuse | 1957–62 | 42 |
| Riley | Preston | WR | Memphis State | 1970–72 | 85 |
| Ring | Bill | RB | BYU | 1981–86 | 30 |
| Rivera | Steve | WR | California | 1976–77 | 80 |
| Roberson | Vern | DB | Grambling | 1978 | 49 |
| Roberts | C.R. | FB | USC | 1959–62 | 28, 32 |
| Roberts | Larry | DE | Alabama | 1986–93 | 91 |
| Robertson | Jamal | RB | Ohio Northern | 2002–04 | 25 |
| **Robinson** | **Aldrick** | **WR** | **Southern Methodist** | **2017–*** | **19** |
| Robinson | Jimmy | WR | Georgia Tech | 1980 | 85 |
| Robinson | Michael | RB | Penn State | 2006–09 | 24 |
| Robinson | Rashard | CB | LSU | 2016–17 | 33 |
| Robinson | Trenton | S | Michigan State | 2012 | 30 |
| Robnett | Ed | HB | Texas Tech | 1947 | 71 |
| Roby | Reggie | P | Iowa | 1998 | 4 |
| Rock | Walter | T | Maryland | 1963–67 | 67 |
| Rodgers | Del | RB | Utah | 1987–88 | 25, 35, 46 |
| Rogers | Carlos | CB | Auburn | 2011–13 | 22 |
| Rogers | Doug | DE | Stanford | 1986 | 65 |

| Last | First | Position | College | Years | Jersey # |
|---|---|---|---|---|---|
| Rogers | Eric | WR | California Lutheran | 2016 | 3 |
| Rohde | Len | T | Utah State | 1960–74 | 76 |
| Roman | Mark | S | LSU | 2006–* | 26 |
| Romanowski | Bill | LB | Boston College | 1988–93 | 53 |
| Roskie | Ken | FB | South Carolina | 1946 | 74 |
| Rossum | Allen | KR/PR | Notre Dame | 2008–09 | 20 |
| Rubke | Karl | C | USC | 1957–60, 62–63, '65 | 52 |
| Rubio | Angel | DT | Southeast Missouri St. | 1998 | 91 |
| Rucka | Leo | C | Rice | 1956 | 50 |
| Rudolph | Joe | G | Wisconsin | 1997 | 60 |
| Ruhman | Chris | T | Texas A&M | 1998 | 71 |
| Rumph | Mike | CB | Miami (Fla.) | 2002–05 | 24 |
| Runager | Max | P | South Carolina | 1984–88 | 4 |
| Ruskusky | Roy | E | St. Mary's | 1946 | 52 |
| Russell | Damien | S | Virginia Tech | 1993 | 38 |
| Ryan | Sean | TE | Boston College | 2008 | 81 |

## S

| | | | | | |
|---|---|---|---|---|---|
| Sabuco | Tino | C | San Francisco | 1949 | 24 |
| Sagely | Floyd | E | Arkansas | 1954–56 | 89 |
| Salata | Paul | E | USC | 1949–50 | 55 |
| Salmon | Mike | DB | USC | 1996 | 30 |
| Sanders | Deion | DB | Florida State | 1994 | 21 |
| Sandifer | Bill | DT | UCLA | 1974–76 | 60 |
| Sandifer | Dan | HB | LSU | 1950 | 81 |
| Santos | Todd | QB | San Diego State | 1988 | 7 |
| Sapolu | Jesse | C/G | Hawaii | 1983–97 | 61 |
| Sardisco | Tony | G | Tulane | 1956 | 65 |
| Satterfield | Alf | T | Vanderbilt | 1947 | 48 |
| Saunders | John | DB | Toledo | 1974–75 | 33 |
| Sayler | Jace | DE | Michigan State | 2003 | 77 |
| Schabarum | Pete | HB | California | 1951, 53–54 | 44, 88 |
| Schiechl | John | C | Santa Clara | 1947 | 24 |
| Schlecht | John | DT | Minnesota | 2001–02 | 93 |
| Schmidt | Henry | T | USC–Trinity (Tex.) | 1959–60 | 74 |
| Schmitt | Ricky | K | Shepherd | 2009 | 2 |
| Schreiber | Larry | RB | Tennessee Tech | 1971–75 | 35 |
| Schulters | Lance | S | Hofstra | 1998–01 | 30 |
| Schwantz | Jim | LB | Purdue | 1997 | 52 |
| Scoggins | Eric | LB | USC | 1982 | 63 |
| Scotti | Ben | HB | Maryland | 1964 | 28, 48 |
| Scrafford | Kirk | OL | Montana | 1995–98 | 76 |
| Seabron | Thomas | LB | Michigan | 1979–80 | 53 |
| Seal | Paul | TE | Michigan | 1977–79 | 85 |
| Seigler | Richard | LB | Oregon State | 2004–05 | 54 |
| Serwanga | Wasswa | CB | UCLA | 1999 | 43 |
| Setzer | Bobby | DE | Boise State | 2001–02 | 90 |
| Seymour | Ryan | G | Vanderbilt | 2013 | 62 |
| Sharkey | Ed | G | Duke/Nevada | 1955–56 | 63 |
| Shaw | Charles | G | Oklahoma State | 1950 | 31 |
| Shaw | Josh | DT | Michigan State | 2002 | 93 |
| Shell | Todd | LB | BYU | 1984–87 | 90 |
| Shelley | Jo Nathan | CB | Mississippi | 1987 | 30 |
| Shepherd | JaCorey | CB | Kansas | 2016 | 38 |
| Sheriff | Stan | LB | Cal Poly–SLO | 1956–57 | 50 |
| Sherrard | Mike | WR | UCLA | 1989–92 | 88 |
| Shields | Billy | T | Georgia Tech | 1984 | 67 |
| Shoener | Hal | E | Iowa | 1948–50 | 52 |
| Shumann | Mike | WR | Florida State | 1978–79, '81 | 84 |
| Shumon | Ron | LB | Wichita State | 1979 | 50 |
| Sieminski | Charlie | T | Penn State | 1963–65 | 65 |
| Siglar | Ricky | G/T | San Jose State | 1990 | 63 |
| Silas | Sam | DE | Southern Illinois | 1969–70 | 78 |
| Silberman | Ian | OL | Boston College | 2015 | 62 |
| Simonton | Ken | RB | Oklahoma State | 2004 | 30 |
| Simpson | Jerome | WR | Coastal Carolina | 2015 | 14 |
| Simpson | Mike | DB | Houston | 1970–73 | 38 |
| Simpson | O.J. | RB | USC | 1978–79 | 32 |
| Sims | Barry | T | Utah | 2008–10 | 65 |
| Singleton | Nate | WR | Grambling | 1993–96 | 88 |
| Singleton | Ron | T | Grambling | 1977–80 | 67 |

| Last | First | Position | College | Years | Jersey # |
|---|---|---|---|---|---|
| Sitko | Emil | HB | Notre Dame | 1950 | 82 |
| Skaugstad | Daryle | DT | California | 1983 | 78 |
| Skelton | John | QB | Fordham | 2013 | 18 |
| Skov | Shayne | LB | Stanford | 2015–16 | 56 |
| Skuta | Dan | LB | Grand Valley State | 2013–14 | 51 |
| Slaughter | T.J. | LB | Southern Mississippi | 2006 | 52 |
| Smelter | DeAndre | WR | Georgia Tech | 2016 | 18 |
| Smerlas | Fred | NT | Boston College | 1990 | 76 |
| Smiley | Justin | G | Alabama | 2004–07 | 65 |
| Smith | Aldon | LB | Missouri | 2011–14 | 99 |
| Smith | Alex | QB | Utah | 2005–12 | 11 |
| Smith | Alfonso | RB | Kentucky | 2014 | 38 |
| Smith | Artie | DL | Louisiana Tech | 1993–94 | 95 |
| Smith | Charles | E | Abilene Christian | 1956 | 80 |
| Smith | Corey | DE | North Carolina State | 2004–05 | 58, 71 |
| Smith | Derek | LB | Arizona State | 2001–07 | 50 |
| Smith | Ernie | HB | Compton J.C. | 1955–56 | 42 |
| Smith | Frankie | CB | Baylor | 1996–97 | 27, 29 |
| Smith | George | C | California | 1947 | 23, 25 |
| Smith | Irv | TE | Notre Dame | 1998 | 82 |
| Smith | J.D. | HB | North Carolina A&T | 1956–64 | 24 |
| Smith | Jerry | G | Wisconsin | 1952–53 | 69 |
| Smith | Justin | DT | Missouri | 2008–14 | 94 |
| Smith | Keith | CB | McNeese State | 2009 | 20 |
| **Smith** | **Malcolm** | **LB** | **USC** | **2017–*** | **51** |
| Smith | Noland | RB | Tennessee State | 1969 | 1 |
| Smith | Paul | RB | UTEP | 2000–02 | 27 |
| Smith | Reggie | CB | Oklahoma | 2008–11 | 30 |
| Smith | Steve | E | Michigan | 1966–67 | 86 |
| Smith | Torrey | WR | Maryland | 2015–16 | 82 |
| Smith | Trent | TE | Oklahoma | 2005 | 48 |
| Smith | Troy | QB | Ohio State | 2010 | 1 |
| Snead | Norman | QB | Wake Forest | 1974–75 | 16 |
| Sniadecki | Jim | LB | Indiana | 1969–73 | 58 |
| Snyder | Adam | T/G | Oregon | 2005–11, '13 | 68 |
| Solomon | Freddie | WR | Tampa | 1978–85 | 88 |
| Soltau | Gordy | E | Minnesota | 1950–58 | 51, 82 |
| Sopoaga | Isaac | NT | Hawaii | 2004–12 | 90 |
| Sparks | Dave | G | South Carolina | 1951 | 39, 68 |
| Spence | Julian | HB | Sam Houston | 1957 | 40 |
| Spencer | Shawntae | CB | Pittsburgh | 2004–11 | 36 |
| Spikes | Takeo | LB | Auburn | 2008–10 | 51 |
| Spillman | C.J. | S | Marshall | 2010–13 | 27 |
| Spurlock | Micheal | WR | Mississippi | 2009 | 18 |
| Spurrier | Steve | QB | Florida | 1967–75 | 11 |
| St. Clair | Bob | T | San Francisco–Tulsa | 1953–64 | 79 |
| **Staley** | **Joe** | **T** | **Central Michigan** | **2007–*** | **74** |
| Standifer | Bob | NT | Tenn.–Chattanooga | 1987 | 79 |
| Standlee | Norm | FB | Stanford | 1946–52 | 32, 72 |
| Stanley | Chad | P | Stephen F. Austin | 1999–00 | 4 |
| Stanley | Matt | FB | UCLA | 2004 | 44 |
| Steitz | Nick | G | Oregon | 2006 | 74 |
| Stenstrom | Steve | QB | Stanford | 1999 | 18 |
| Stephenson | Milford | G/T | Kansas State | 2001–02 | 64 |
| Steptoe | Jack | WR | Utah | 1978 | 87 |
| Stevens | Mark | QB | Utah | 1987 | 7 |
| Stewart | Daleroy | DT | Southern Mississippi | 2004 | 64 |
| Stewart | Quincy | LB | Louisiana Tech | 2001–02 | 54 |
| Stickles | Monty | E | Notre Dame | 1960–67 | 85 |
| Stidham | Howard | LB | Tennessee Tech | 1977 | 58 |
| Stits | Bill | DB | UCLA | 1957–58 | 20 |
| Stokes | J.J. | WR | UCLA | 1995–02 | 83 |
| Stolhandske | Tom | LB | Texas | 1955 | 86 |
| Stone | Ron | G | Boston College | 2002–03 | 65 |
| Stover | Jeff | DE | Oregon | 1982–88 | 72 |
| Streater | Rod | WR | Temple | 2016 | 81 |
| Streets | Tai | WR | Michigan | 1999–03 | 89 |
| Strickland | Bishop | FB | South Carolina | 1951 | 75 |
| Strickland | Donald | CB | Colorado | 2006–08 | 30 |
| Strong | Frank | LB | USC | 2002 | 58 |
| Strong | Jim | RB | Houston | 1970 | 28 |

| Last | First | Position | College | Years | Jersey # |
|---|---|---|---|---|---|
| Stroth | Vince | T | BYU | 1985 | 60 |
| Strzykalski | John | HB | Marquette | 1946–52 | 45 |
| Stubblefield | Dana | DT | Kansas | 1993–97, 2001–02 | 94 |
| Stubbs | Daniel | DE | Miami (Fla.) | 1988–89 | 96 |
| Stuckey | Jim | DE | Clemson | 1980–85 | 79 |
| Stupar | Nate | LB | Penn State | 2013 | 56 |
| Sullivan | Bob | HB | Holy Cross | 1948 | 94 |
| Sullivan | John | S | California | 1987 | 43 |
| Sunseri | Vinnie | S | Alabama | 2016 | 40 |
| Susoeff | Nick | E | Washington State | 1946–49 | 58 |
| Sutherland | Vinny | KR/HB | Purdue | 2001, '02 (P) | 14, 25, 85 |
| Sutro | John | T | San Jose State | 1962 | 68 |
| Suttle | Jason | CB | Wisconsin | 2001 | 35 |
| Swain | Brett | WR | San Diego State | 2011 | 18 |
| Swift | Justin | TE | Kansas State | 2000–02 | 88 |
| Swinford | Wayne | DB | Georgia | 1965–67 | 23 |
| Sydney | Harry | FB | Kansas | 1987–91 | 24 |

## T

| Last | First | Position | College | Years | Jersey # |
|---|---|---|---|---|---|
| Tamm | Ralph | G | West Chester | 1992–94 | 64 |
| Tanner | Hamp | T | Georgia | 1951 | 46, 77 |
| Tanner | Phillip | RB | Middle Tennessee State | 2014 | 48 |
| **Tartt** | **Jaquiski** | **S** | **Samford** | **2015–*** | **29** |
| **Taumoepenu** | **Pita** | **LB** | **Utah** | **2017–*** | **55** |
| Tausch | Terry | G | Texas | 1989 | 66 |
| Tautolo | Terry | LB | UCLA | 1980–81 | 50 |
| Taylor | Brian | S | Oregon State | 1993 | 47 |
| Taylor | Bruce | CB | Boston | 1970–77 | 44 |
| Taylor | Curtis | S | LSU | 2009–10 | 28 |
| Taylor | John | WR | Delaware State | 1986–95 | 82 |
| Taylor | Roosevelt | S | Grambling | 1969–71 | 25 |
| **Taylor** | **Trent** | **WR** | **Louisiana Tech** | **2017–*** | **81** |
| Teresa | Tony | HB | San Jose State | 1958 | 26 |
| Theus | John | OL | Georgia | 2016–17 | 71 |
| Thomas | Aaron | E | Oregon State | 1961 | 89 |
| Thomas | Brandon | G | Clemson | 2015 | 60 |
| Thomas | Chase | LB | Stanford | 2014 | 58 |
| Thomas | Chris | WR | Cal Poly–SLO | 1995 | 89 |
| Thomas | Chuck | C | Oklahoma | 1987–92 | 60 |
| Thomas | Edward | LB | Georgia Southern | 2000 | 52 |
| Thomas | Jimmy | RB | Texas–Arlington | 1969–73 | 24 |
| Thomas | John | T | Pacific | 1958–67 | 78 |
| Thomas | Lynn | DB | Pittsburgh | 1981–82 | 28 |
| Thomas | Mark | DE | North Carolina State | 1992–95 | 72 |
| Thomas | Pierre | RB | Illinois | 2015 | 32 |
| **Thomas** | **Solomon** | **DL** | **Stanford** | **2017–*** | **94** |
| Thompson | Dylan | QB | South Carolina | 2015 | 13 |
| Thompson | Tommy | P | Oregon | 1995–98 | 3 |
| Thornburg | Jeremy | S | Northern Arizona | 2005 | 45 |
| Thornton | Bruce | CB | Georgia | 2005 | 26 |
| Thornton | Rupe | G | Santa Clara | 1946–47 | 35, 46 |
| Threadgill | Bruce | S | Mississippi State | 1978 | 23 |
| Tidwell | Billy | HB | Texas A&M | 1954 | 24 |
| Tillman | Spencer | HB | Oklahoma | 1989–91 | 23 |
| Tiller | Andrew | G | Syracuse | 2014–16 | 61 |
| Times | Kenny | DT | Southern | 1980 | 60 |
| Titchenal | Bob | E | San Jose State | 1946 | 51 |
| Tittle | Y.A. | QB | LSU | 1951–60 | 14, 64 |
| Tolzien | Scott | QB | Wisconsin | 2011–12 | 3 |
| **Tomlinson** | **Laken** | **OL** | **Duke** | **2017–*** | **75** |
| Toneff | Bob | T | Notre Dame | 1952, 54–59 | 62, 74 |
| Torretta | Gino | QB | Miami (Fla.) | 1996 | 13 |
| Torrey | Andre | LB | Arizona | 2006 | 55 |
| Trimble | Wayne | DB | Alabama | 1967 | 24 |
| Tubbs | Jerry | LB | Oklahoma | 1958–59 | 50 |
| Tubbs | Winfred | LB | Texas | 1998–00 | 55 |
| Tucker | B.J. | CB | Wisconsin | 2005–07 | 22, 30 |
| Tucker | Bill | RB | Tennessee A&I | 1967–70 | 45 |
| Tuiasosopo | Manu | DT | UCLA | 1984–86 | 78 |
| Tukuafu | Will | DT/FB | Oregon | 2010–13, '13–14 | 92, 48 |
| Turner | Keena | LB | Purdue | 1980–90 | 58 |
| Turner | Odessa | WR | Northwestern Louisiana | 1992–93 | 86 |
| Tyler | Wendell | RB | UCLA | 1983–86 | 26 |

## U

| Last | First | Position | College | Years | Jersey # |
|---|---|---|---|---|---|
| Ulbrich | Jeff | LB | Hawaii | 2000–09 | 53 |
| Ulmer | Artie | LB | Valdosta State | 2000 | 50 |
| Uwaezuoke | Iheanyi | WR | California | 1996–98 | 89 |

## V

| Last | First | Position | College | Years | Jersey # |
|---|---|---|---|---|---|
| Van Doren | Bob | E | USC | 1953 | 89 |
| Vanderbundt | Skip | LB | Oregon State | 1968–77 | 52 |
| Varajon | Mike | FB | Toledo | 1987 | 48 |
| Vardell | Tommy | RB | Stanford | 1996, '99 | 44 |
| Vaughan | Ruben | DT | Colorado | 1979 | 72 |
| Vaughn | Vickiel | S | Arkansas | 2006 | 32 |
| Vaught | Ted | E | TCU | 1953 | 89 |
| Ventrone | Bubba | S | Villanova | 2013, 2014 | 41, 23 |
| Veris | Garin | DE | Stanford | 1992 | 93 |
| Vetrano | Joe | HB | Southern Mississippi | 1946–49 | 82 |
| Vincent | Ted | DT | Wichita State | 1979–80 | 66, 75 |
| Visger | George | DT | Colorado | 1980 | 63 |
| Vollenweider | Jim | FB | Miami (Fla.) | 1962–63 | 33 |

## W

| Last | First | Position | College | Years | Jersey # |
|---|---|---|---|---|---|
| Wagner | Lowell | HB | USC | 1949–53, '55 | 42, 92 |
| Walker | Aaron | TE | Florida | 2003–05 | 49 |
| Walker | Adam | RB | Pittsburgh | 1992–95 | 27 |
| Walker | Darnell | CB | Oklahoma | 1997–99 | 38 |
| Walker | Delanie | TE | Central Missouri | 2006–12 | 46 |
| Walker | Derek | DT | Illinois | 2009 | 78 |
| Walker | Elliott | RB | Pittsburgh | 1978 | 35 |
| Walker | Val Joe | HB | SMU | 1957 | 44 |
| Wallace | Bev | QB | Compton J.C. | 1947–49 | 64 |
| Wallace | Cody | C | Texas A&M | 2008–09 | 59 |
| Wallace | Steve | T | Auburn | 1986–96 | 74 |
| Walls | Wesley | TE | Mississippi | 1989–93 | 89 |
| Walter | Mike | LB | Oregon | 1984–93 | 99 |
| Ward | Chad | G | Washington | 2001 | 68 |
| **Ward** | **Jimmie** | **DB** | **Northern Illinois** | **2014–*** | **25** |
| Ware | Kevin | TE | Washington | 2004 | 47 |
| Warren | Terrance | WR | Hampton | 1995 | 19 |
| Washington | Dave | LB | Alcorn A&M | 1975–77 | 50 |
| Washington | Gene | WR | Stanford | 1969–77 | 18 |
| Washington | Marvin | DE | Idaho | 1997, 99 | 95 |
| Washington | Ted | NT/DE | Louisville | 1991–93 | 97 |
| Washington | Tim | CB | Fresno State | 1982 | 46 |
| Washington | Vic | RB | Wyoming | 1971–73 | 22 |
| Waters | Bob | QB | Presbyterian | 1960–64 | 11 |
| **Watson** | **Dekoda** | **LB** | **Florida State** | **2017–*** | **97** |
| Watson | John | T | Oklahoma | 1971–76 | 67 |
| Watters | Ricky | RB | Notre Dame | 1991–94 | 32 |
| Waymer | Dave | DB | Notre Dame | 1990–91 | 43 |
| Weaver | Jed | TE | Oregon | 2003 | 88 |
| Webb | Jimmy | DT | Mississippi State | 1975–80 | 74 |
| Webster | Jason | CB | Texas A&M | 2000–03 | 36 |
| Weinke | Chris | QB | Florida State | 2007 | 17 |
| Wells | Mike | TE | San Diego State | 1987 | 40 |
| Wells | Ray | LB | Arizona | 2004–05 | 59 |
| Wersching | Ray | K | California | 1977–87 | 14 |
| Wesley | Joe | LB | LSU | 1999 | 56 |
| West | Robert | WR | San Diego State | 1974 | 85 |
| Westbrook | Brian | RB | Villanova | 2010 | 20 |
| White | Bob | HB | Stanford | 1951–52 | 25, 85 |
| White | DeAndrew | WR | Alabama | 2015 | 18 |
| Whiting | Brandon | DE | California | 2004 | 94 |
| Whitmore | David | S | Stephen F. Austin | 1991–92 | 41 |
| Whitner | Donte | S | Ohio State | 2011–13 | 31 |
| Wilcox | Dave | LB | Oregon | 1964–74 | 64 |

| Last | First | Position | College | Years | Jersey # |
|---|---|---|---|---|---|
| Wilhelm | Matt | LB | Ohio State | 2009 | 57 |
| Wilhoite | Michael | LB | Washburn | 2012–16 | 57 |
| Wilkerson | Jerry | DE | Oregon State | 1980 | 60, 66 |
| Wilkins | David | LB | Eastern Kentucky | 1992 | 66 |
| Wilkins | Gabe | DE | Gardner–Webb | 1998–99 | 98 |
| Wilkins | Jeff | K | Youngstown State | 1995–96 | 14 |
| Wilks | Greg | LB | Montana State | 1987 | 99 |
| Willard | Ken | FB | North Carolina | 1965–73 | 40 |
| Williams | Alfred | DE | Colorado | 1995 | 91 |
| Williams | Andrew | DE | Miami (Fla.) | 2003–05 | 94, 99 |
| Williams | Brandon | WR | Wisconsin | 2006–07 | 17, 81 |
| Williams | Chad | S | Southern Mississippi | 2006 | 25 |
| **Williams Jr.** | **Darrell** | **OL** | **Western Kentucky** | **2017–*** | **78** |
| Williams | Dave | RB | Colorado | 1977–78 | 30 |
| Williams | Delvin | RB | Kansas | 1974–77 | 24 |
| Williams | Gerard | DB | Langston | 1979–80 | 29 |
| Williams | Herb | CB | Southern | 1980 | 23 |
| Williams | Howie | HB | Howard | 1963 | 28 |
| Williams | Ian | NT | Notre Dame | 2011–16 | 93 |
| Williams | James | LB | Mississippi State | 1997–98 | 27 |
| Williams | James | DB | Fresno State | 1996 | 53 |
| Williams | Jamie | TE | Nebraska | 1989–93 | 81 |
| Williams | Jimmy | CB | Vanderbilt | 2001–04 | 23 |
| **Williams** | **Joe** | **RB** | **Utah** | **2017–*** | **32** |
| Williams | John | HB | USC | 1954 | 25 |
| Williams | Joel | C | Texas | 1948 | 22 |
| Williams | Kevin | WR/KR | Miami (Fla.) | 2000 | 82 |
| **Williams** | **K'Waun** | **CB** | **Pittsburgh** | **2017–*** | **24** |
| Williams | Kyle | WR | Arizona State | 2010–13 | 10 |
| Williams | Madieu | S | Maryland | 2011 | 20 |
| Williams | Melvin | DE | Kansas State | 2004 | 71 |
| Williams | Michael | CB | UCLA | 1995 | 45 |
| Williams | Newton | RB | Arizona State | 1982 | 45 |
| Williams | Renauld | LB | Hofstra | 2005–06 | 59 |
| Williams | Robert | CB | North Carolina | 1999 | 24 |
| Williams | Roy | T | Pacific | 1963–64 | 66 |
| Williams | Vince | FB | Oregon | 1982–83 | 40 |
| Williamson | Carlton | S | Pittsburgh | 1981–88 | 27 |
| Willig | Matt | T | USC | 2000–02 | 77 |
| Willis | Jamal | RB | BYU | 1995–96 | 24 |
| Willis | Patrick | LB | Mississippi | 2007–14 | 52 |
| Wilmsmeyer | Klaus | P | Louisville | 1992–94 | 10 |
| Wilson | Billy | E | San Jose State | 1951–60 | 52, 84 |
| Wilson | Jim | G | Georgia | 1965–66 | 63 |
| Wilson | Troy | DE | Pittsburg State | 1993–94, 2001 | 71, 92 |
| Wilson | Karl | DL | LSU | 1993 | 77 |
| Wilson | Jerry | LB | Auburn | 1960 | 82 |
| Wilson | Cedrick | WR | Tennessee | 2001–04 | 84 |
| Wilson | Mike | WR | Washington State | 1981–90 | 85 |
| Winborn | Jamie | LB | Vanderbilt | 2001–05 | 55 |
| Windsor | Bob | E | Kentucky | 1967–71 | 89 |
| Winston | Lloyd | FB | USC | 1962–63 | 32 |
| Wismann | Pete | LB | St. Louis | 1949–52, 54 | 22, 52 |
| Witcher | Dick | E | UCLA | 1966–73 | 34, 88 |
| **Witherspoon** | **Ahkello** | **CB** | **Colorado** | **2017–*** | **23** |
| Wittenborn | John | G | Southeast Missouri | 1958–60 | 66 |
| Wittum | Tom | P | Northern Illinois | 1973–77 | 13 |
| Woitt | John | DB | Mississippi State | 1968–69 | 48 |
| Wondolowski | Bill | WR | Eastern Montana | 1969 | 33 |
| Woodall | Lee | LB | West Chester | 1994–99 | 54 |
| Woods | Don | RB | New Mexico | 1980 | 47 |
| Woods | Rashaun | WR | Oklahoma State | 2004–05 | 81 |
| Woodson | Rod | CB | Purdue | 1997 | 26 |
| Woodson | Abe | DB | Illinois | 1958–64 | 40 |
| Woudenberg | John | T | Denver | 1946–49 | 41 |
| Wragge | Tony | G | New Mexico State | 2005–10 | 69 |
| Wright | Eric | CB | UNLV | 2013 | 30 |
| Wright | Eric | CB | Missouri | 1981–90 | 21 |
| Wright | Shareece | CB | USC | 2015 | 24 |
| Wynn | DeShawn | RB | Florida | 2010 | 29 |

## Y

| | | | | | |
|---|---|---|---|---|---|
| Yonamine | Wally | HB | Farrington High (HI.) | 1947 | 94 |
| Young | Steve | QB | BYU | 1987–99 | 8 |
| Young | Charle | TE | USC | 1980–82 | 86 |
| Young | Bryant | DT | Notre Dame | 1994–07 | 97 |
| Youngelman | Sid | T | Alabama | 1955 | 77 |
| Yowarsky | Walt | C | Kentucky | 1958 | 58 |

## Z

| | | | | | |
|---|---|---|---|---|---|
| Zamlynski | Zigmond | HB | Villanova | 1946 | 71 |
| Zeigler | Dominique | WR | Baylor | 2008, 2010 | 17 |
| Zelenka | Joe | LS | Wake Forest | 1999 | 52 |
| Zendejas | Tony | K | Nevada | 1995 | 7 |

# ALL-TIME PRACTICE SQUAD ROSTER SINCE 1993

## A

| Last | First | Position | College | Years |
|---|---|---|---|---|
| Adams | Mike | FS | Delaware | 2004 |
| Alcorn | Zac | TE | Black Hills State | 2007 |
| Allen | Bosley | WR | North Carolina | 2003 |
| Allen | Brian | RB | Stanford | 2005 |
| Amundson | Allan | RB | Oregon | 2003 |
| Anderson | Dres | WR | Utah | 2016 |
| Anderson | Morris | WR | Baylor | 1999 |
| Anelli | Mark | TE | Wisconsin | 2002 |
| Archibald | Ben | T | Brigham Young | 2003 |
| Armstrong | Antonio | DE | Texas A&M | 1995 |

## B

| | | | | |
|---|---|---|---|---|
| Bakhtiari | Eric | LB | San Diego | 2008, 2010 |
| Balducci | Alex | OL | Oregon | 2016 |
| Ball | Marcus | S | Memphis | 2016 |
| Barton | Kirk | T | Ohio State | 2009 |
| Bateman | Eric | T | Brigham Young | 1998 |
| Beeler | Chase | C | Stanford | 2011 |
| Bell | Shonn | TE | Virginia–Wise | 2000 |
| Bethel–Thompson | McLeod | QB | Sacramento State | 2013, 2015 |
| Bing | Darnell | OLB | USC | 2007 |
| Birdine | Larry | DE | Oklahoma | 2008 |
| Blades | Al | DB | Miami | 2001 |
| Blevins | Tony | FS | Kansas | 1998 |
| Boone | Alex | T | Ohio State | 2009 |
| Boulware | Ben | LB | Clemson | 2017 |
| Bradford | Mark | WR | Stanford | 2008 |
| Bradley | Mario | DB | USC | 1997 |
| Branch | Darrick | WR | Hawaii | 1995 |
| Brewer | C.J. | WR | Wyoming | 2006 |
| Briggs | Diyral | OLB | Bowling Green | 2009 |
| Bristol | Mark | T | Mansfield | 2001 |
| Brock | Tramaine | CB | Belhaven | 2010 |
| Brown | Darwin | CB | Texas Tech | 1999 |
| Brown | Jarrett | QB | West Virginia | 2010 |
| Browning | Alfonzo | WR | Kentucky | 1994–95 |
| Bruce | Arland | WR | Minnesota | 2003 |
| Bryant | Junior | DT | Notre Dame | 1994 |
| Burnett | Bryce | TE | San Jose State | 1994 |
| Burnett | Martail | DE | Utah | 2009 |
| Butler | Carson | TE | Michigan | 2009 |
| Bykowski | Carter | T | Iowa State | 2013–14 |

## C

| | | | | |
|---|---|---|---|---|
| Caldwell | Mike | WR | California | 1994–95 |
| Campbell | DiAndre | WR | Washington | 2015–16 |
| Carr | William | DT | Michigan | 2000 |
| Carrier | Derek | TE | Beloit | 2013 |
| **Carter** | **DeAndre** | **WR** | **Sacramento State** | **2017** |
| Carter | Dwight | WR | Hawaii | 2000 |
| Carter | Eric | DB | Knoxville | 1996 |
| Casey | Chance | CB | Baylor | 2014 |
| Caulcrick | Jehuu | RB | Michigan State | 2010 |
| Childers | Jamie | TE | Coastal Carolina | 2015 |
| Childress | O.J. | LB | Clemson | 2000 |
| Chubb | Brandon | LB | Wake Forest | 2016 |
| Clayton | Carey | C | Texas–El Paso | 2001 |
| Clayton | Thomas | RB | Kansas State | 2007–08 |
| Cleveland | Asante | TE | Miami | 2014 |
| Cloherty | Colin | TE | Brown | 2010 |
| Cloman | Scott | WR | Southern U. | 2002–03 |
| Coleman | Herbert | DE | Trinity, Ill. | 1995 |
| Collins | Dobson | WR | Gardner–Webb | 2009 |
| Cooper | Fahn | OL | Mississippi | 2016 |
| Cooper | Josh | DE | Mississippi | 2004 |
| Cooper | Roger | LB | Montana State | 2005 |
| Crecion | Gabe | TE | UCLA | 2004 |
| Cromartie | Marcus | CB | Wisconsin | 2014–15 |
| Cunningham | Alonzo | G | Iowa | 2003–04 |
| Curry | Markus | CB | Michigan | 2007 |

*Players Currently on the 49ers Roster in Italics*

## D

| Last | First | Position | College | Years |
|---|---|---|---|---|
| Dahl | Harvey | G | Nevada | 2005, 2007 |
| Davis | Bruce | OLB | UCLA | 2010, 2012 |
| Davis | Chris | CB | Auburn | 2015 |
| Davis | Ennis | DT | USC | 2001 |
| Davis | Jerome | T | Minnesota | 2002–03 |
| Davis | Nate | QB | Ball State | 2010 |
| Davison | Jerone | RB | Arizona State | 1995 |
| Dildine | Steve | LB | Washington State | 2007 |
| Divens | Lamar | DL | Tennessee State | 2012 |
| Doman | Brandon | QB | Brigham Young | 2004 |
| Draft | Chris | OLB | Stanford | 1999 |
| Duckett | Damane | DT | East Carolina | 2006–07 |

## E

| | | | | |
|---|---|---|---|---|
| Eiland | Deandre | S | South Carolina | 2005 |
| Ellison | Atiyyah | DT | Missouri | 2008 |
| Elmore | Ricky | LB | Arizona | 2011 |
| Emanuel | Ben | S | UCLA | 2005 |
| Estrada | Sean | T | Pennsylvania | 2007 |

## F

| | | | | |
|---|---|---|---|---|
| Farris | Jimmy | WR | Montana | 2001 |
| Feugill | John | T | Maryland | 2002 |
| Fields | Chafie | WR | Penn State | 2000 |
| Finley | Joe Jon | TE | Oklahoma | 2008–09 |
| Fleck | P.J. | WR | Northern Illinois | 2004 |
| **Flynn** | **JP** | **OL** | **Montana State** | **2017** |
| Folkerts | Brian | C | Washburn | 2015 |
| Fountaine | Jamal | DE | Washington | 1994 |
| Frazier | Mose | WR | Memphis | 2016 |
| Fullington | John | T | Washington State | 2014 |
| Fuller | Cameron | CB | New Mexico State | 2014 |
| Fulton | Xavier | T | Illinois | 2010 |

## G

| | | | | |
|---|---|---|---|---|
| Gaskins | Kendall | RB | Richmond | 2014–15 |
| Gentry | Josh | LB | Indianapolis | 2000 |
| Grant | Bakari | WR | California–Davis | 2010 |
| Grant | Curtis | LB | Ohio State | 2016 |
| Grant | Larry | LB | Ohio State | 2008 |
| Grieb | Mike | TE | UCLA | 1999 |
| Grimble | Xavier | TE | USC | 2014 |

## H

| | | | | |
|---|---|---|---|---|
| Hairston | Jason | LB | California–Davis | 1995 |
| Hall | Chad | WR | Air Force | 2012 |
| Hall | Derek | T | Stanford | 2011 |
| Hall | Lamont | TE | Clemson | 1999 |
| Hamdan | Gibran | QB | Indiana | 2006 |
| Hamm | Je'Ron | TE | Louisiana–Monroe | 2016 |
| Hampton | Jewel | RB | Southern Illinois | 2013 |
| Hannon | Chris | WR | Tennessee | 2008 |
| Hanson | Joselio | CB | Texas Tech | 2003 |
| Harden | Michael | CB | Missouri | 2005 |
| Harper | Chris | WR | California | 2016 |
| Harris | DuJuan | RB | Troy | 2016 |
| Harris | Mark | WR | Stanford | 1996 |
| Hastings | Joe | WR | Washburn | 2011 |
| Hawkins | Donald | T | Texas | 2015 |
| Hawkinson | Tanner | T | Kansas | 2015 |
| Hayne | Jarryd | RB | No College | 2015 |
| Heard | Ronnie | S | Mississippi | 2000 |
| Herold | Zac | TE | Nebraska–Omaha | 2007 |
| Herrion | Thomas | G | Utah | 2004 |
| Herzing | Adam | WR | Cal Poly–SLO | 2003 |
| Hicks | Maurice | RB | North Carolina A&T | 2004 |
| *Hikutini* | *Cole* | *TE* | *Louisville* | *2017* |
| Hill | Kahlil | WR | Iowa | 2003 |
| Hoffman–Ellis | Alex | LB | Washington State | 2012 |
| Holloway | Menson | DE | Texas–El Paso | 2001 |

| | | | | |
|---|---|---|---|---|
| Holmes | Louis | DE | Arizona | 2008 |
| Hopson | Tyrone | G | Eastern Kentucky | 2000 |
| Howell | Nick | T | USC | 2010 |
| **Hunt** | **Cameron** | **OL** | **Oregon** | **2017** |
| Hunter | Brice | WR | Georgia | 1996 |

## I

| Last | First | Position | College | Years |
|---|---|---|---|---|
| Isom | Jasen | FB | Western Illinois | 2002–03 |
| Ivlow | John | RB | Colorado State | 1994 |
| Iworah | Prince Charles | CB | Western Kentucky | 2016 |
| Iwuchukwu | Bobby | LB | Purdue | 2006 |

## J

| | | | | |
|---|---|---|---|---|
| Jacobs | Chuck | WR | Utah State | 2013 |
| *Jackson* | *Asa* | *CB* | *Cal Poly* | *2017* |
| Jarrett | Craig | P | Michigan State | 2002 |
| Jensen | Erik | TE | Iowa | 2004 |
| Jerod–Eddie | Tony | DT | Texas A&M | 2012 |
| Johnson | Ian | RB | Boise State | 2011 |
| Johnson | Cam | LB | Virginia | 2012 |
| Jones | Colin | FS | Texas Christian | 2011 |
| Jones | Jarnor | DB | Iowa State | 2017 |
| Jones | Jim | G | Notre Dame | 2005 |
| Jordan | James | WR | Louisiana Tech | 2002–03 |
| Josue | Steve | LB | Carson–Newman | 2004 |
| Jurovich | Kevin | WR | San Jose State | 2010 |

## K

| | | | | |
|---|---|---|---|---|
| Katnik | Norm | G | USC | 2005 |
| Keasey | Zak | FB | Princeton | 2005–07 |
| Keith | John | S | Furman | 2002–03 |
| Kelly | Colin | OL | Oregon State | 20016 |
| Keneley | Matt | DT | USC | 1999–00 |
| Kobdish | Josh | T | Fresno State | 1999 |
| Kopa | Matt | T | Stanford | 2010 |
| Kristick | Keaton | LB | Oregon State | 2010 |
| Kuehl | Ryan | LS | Virginia | 1995 |

## L

| | | | | |
|---|---|---|---|---|
| Lamb | Marc | T | Montana | 1997 |
| Landolt | Dennis | G | Penn State | 2010 |
| Landry | Michael | DE | Southern U. | 2003–04 |
| Lattimore | Keon | RB | Maryland | 2009 |
| **Lauderdale** | **Andrew** | **OL** | **New Hampshire** | **2017** |
| Ledford | Dwayne | C | East Carolina | 1999 |
| Lee | Austin | DE | Stanford | 2002–03 |
| LeGree | Mark | DB | Appalachian State | 2011 |
| Leonhardt | Brian | TE | Bemidji State | 2015 |
| Lewis | Jermaine | WR | Western Michigan | 2003 |
| Lewis | Jonas | RB | San Diego State | 2000 |
| Lewis | Lance | WR | East Carolina | 2014 |
| Liggins | Jeremy | DL | Mississippi | 2017 |
| Lockett | Aaron | WR | Kansas State | 2002 |
| Lockett | Ricardo | WR | Fort Valley State | 2012 |
| **Lokombo** | **Boseko** | **LB** | **Oregon** | **2017** |
| Long | Lance | WR | Mississippi State | 2010 |

## M

| | | | | |
|---|---|---|---|---|
| *Mabin* | *Greg* | *CB* | *Iowa* | *2017* |
| Malveaux | Kelly | CB | Arizona | 1998 |
| Manuel | Sam | LB | New Mexico State | 1996 |
| Maragos | Chris | DB | Wisconsin | 2010 |
| Martin | Chris | T | Central Florida | 2014 |
| Masifilo | Matthew | DT | Stanford | 2012 |
| Matthews | John | WR | San Diego | 2011 |
| Maxwell | Marcus | WR | Oregon | 2005–06 |
| McFadden | Leon | CB | San Diego State | 2014 |
| McGuirk | Pat | DB | Cal Poly–SLO | 1995–96 |
| McKenzie | Kevin | WR | Washington State | 1998 |
| McManis | Wynton | LB | Memphis | 2016 |
| *McNichols* | *Jeremy* | *RB* | *Boise State* | *2017* |
| Miller | Brit | FB | Illinois | 2009 |
| Mincey | Jeremy | DE | Florida | 2006 |
| Miranda | Paul | CB | Central Florida | 2000 |
| Mitchell | Khalif | DT | East Carolina | 2009 |
| Moore | Jason | FS | San Diego State | 2000 |
| Morris | Darryl | CB | Texas State | 2013 |
| *Mostert* | *Raheem* | *RB* | *Purdue* | *2016* |
| **Mullens** | **Nick** | **QB** | **Southern Mississippi** | **2017** |
| **Murphy** | **Pace** | **T** | **Northwestern State** | **2017** |

## N

| | | | | |
|---|---|---|---|---|
| Nelms | Cory | DB | Miami | 2011 |
| Netter | Al | G | Northwestern | 2012–13 |
| Newberry | Jared | LB | Stanford | 2006 |
| Noble | Brandon | DT | Penn State | 1997–98 |
| Nwachukwu | Noble | DL | West Virginia | 2017 |

## O

| Last | First | Position | College | Years |
|---|---|---|---|---|
| Okoye | Lawrence | DL | No College | 2014 |
| Olivo | Brock | FB | Missouri | 1998 |
| Olson | Drew | QB | UCLA | 2007 |
| Omameh | Patrick | G | Michigan | 2013 |
| Omon | Xavier | RB | Northwest Missouri St. | 2010–11 |

## P

| | | | | |
|---|---|---|---|---|
| Palmer | Nathan | WR | Northern Illinois | 2012 |
| Parks | Nathan | C | Stanford | 2001 |
| Pay | Garry | C | Brigham Young | 1994 |
| Peters | Scott | C | Arizona State | 2004 |
| Pitts | Stephen | RB | Penn State | 1996 |
| Posey | Jeff | OLB | Southern Mississippi | 1997 |
| *Powell* | *Tyvis* | *DB* | *Ohio State* | *2017* |
| Price | Norman | OL | Southern Mississippi | 2016 |
| Provost | Tim | T | San Jose State | 2004 |
| Purcell | Mike | NT | Wyoming | 2013–14 |

## R

| | | | | |
|---|---|---|---|---|
| Rabb | Jerard | WR | Boise State | 2007 |
| Rabe | Russel | DE | Minnesota–Duluth | 2006 |
| Radovich | Drew | T | USC | 2009 |
| Ramsey | Kaleb | DT | Boston College | 2015 |
| Reed | D'Aundre | LB | Arizona | 2013 |
| Reed | Rayshun | DB | Troy | 2004 |
| **Reed** | **Trovon** | **DB** | **Auburn** | **2017** |
| Reese | Albert | DT | Grambling | 1996–97 |
| Reese | Marcus | LB | UCLA | 2003 |
| Renteria | D.J. | DT | New Mexico | 2004 |
| Reuland | Konrad | TE | Stanford | 2011 |
| Richie | David | DT | Washington | 1998 |
| Rodgers | Cory | WR | Texas Christian | 2006 |
| Roland | Justin | LB | Kansas State | 2008 |
| Rubio | Angel | DE | S.E. Missouri | 1998 |
| Rush | Marcus | LB | Michigan State | 2015–16 |
| Rutherford | Reynard | RB | California | 1996–97 |

## S

| | | | | |
|---|---|---|---|---|
| Salmon | Mike | DB | USC | 1996 |
| Sanders | Darryl | DE | Virginia | 2002 |
| Scaccia | Fabrizio | K | No College | 2010 |
| Scharff | Scott | DE | Stanford | 2005 |
| Sebetic | Kyle | CB | Dayton | 2015 |
| Serwanga | Wasswa | CB | UCLA | 1999 |
| Shaw | Josh | DT | Michigan State | 2003 |
| Shearer | Curtis | WR | San Diego State | 1996–97 |
| Sheets | Kory | RB | Purdue | 2009 |
| Simmons | Monte | LB | Kent State | 2011 |
| Simonton | Ken | RB | Oregon State | 2004 |
| Skov | Shayne | LB | Stanford | 2014, 2016 |
| **Smelter** | **DeAndre** | **WR** | **Georgia Tech** | **2016–17** |
| Smith | Garrison | NT | Georgia | 2014–15 |
| Smith | Harrison | DB | California | 2006 |
| Smith | Jonathan | RB | Washington State | 2004 |
| Smith | Trent | TE | Oklahoma | 2005 |
| Smith | Tyrone | DB | Baylor | 1996, 1998 |
| Smith | Tyson | LB | Iowa State | 2007 |
| Snyder | Kevin | LB | Rutgers | 2015 |
| Sobieski | Ben | G | Iowa | 2005 |
| Stanley | Matt | FB | UCLA | 2004 |
| Stanley | Ronald | LB | Michigan State | 2005 |
| Steele | Ben | TE | Mesa State | 2002 |

| | | | | |
|---|---|---|---|---|
| Stephenson | Milford | T | Kansas State | 2001 |
| Stewart | Carl | RB | Auburn | 2008 |
| **Stribling** | **Channing** | **CB** | **Michigan** | **2017** |
| Strickland | Vernon | LB | Georgia Tech | 1998 |
| Suisham | Shaun | K | Bowling Green | 2006 |
| Sunseri | Vinnie | S | Alabama | 2016 |
| Swaggert | Brent | T | Montana State | 2004 |
| Swanson | Dax | CB | Sam Houston State | 2013 |
| Swanson | Pete | G | Stanford | 1999 |
| Swift | Justin | TE | Kansas State | 1999 |

## T

| Last | First | Position | College | Years |
|---|---|---|---|---|
| Taylor | Curtis | S | LSU | 2012 |
| Taylor | Kelvin | RB | Florida | 2016 |
| Taylor | Kerry | WR | Arizona State | 2011 |
| Tenner | Jason | DT | Villanova | 1999 |
| Thomas | Chase | LB | Stanford | 2014 |
| Thomas | Duke | CB | Texas | 2016 |
| Thomas | Edward | OLB | Georgia Southern | 2000 |
| Thomas | Michael | S | Stanford | 2012–13 |
| Thompson | Dylan | QB | South Carolina | 2015 |
| Thornton | Bruce | CB | Georgia | 2005 |
| Thornton | Carlos | DE | Alcorn State | 1997 |
| Tiller | Andrew | G | Syracuse | 2014–15 |
| Toledo | Joe | T | Washington | 2008 |
| Toliver | Antoine | WR | Bethune–Cookman | 2002 |
| Treaudo | Ahmad | CB | Southern U. | 2005 |
| Tucker | B.J. | CB | Wisconsin | 2005–06 |
| Tukuafu | Will | DE | Oregon | 2010 |
| Tuzilli | Andrew | WR | Rutgers | 2015 |

## U

| | | | | |
|---|---|---|---|---|
| Ulmer | Artie | OLB | Valdosta State | 2000 |

## V

| | | | | |
|---|---|---|---|---|
| Van Dyk | Mitchell | OL | Portland State | 2016 |

## W

| | | | | |
|---|---|---|---|---|
| Wallace | Larry | WR | USC | 1994 |
| Washington | Mark | LB | Texas State | 2007 |
| Washington | Tavares | T | Florida | 2006–07 |
| Wesley | Joe | LB | LSU | 1999 |
| Whitehead | Jermaine | S | Auburn | 2015 |
| Whitley | Eddie | CB | Virginia Tech | 2012 |
| **Wick** | **Cole** | **TE** | **Incarnate Word** | **2017** |
| Wiggins | Kenny | T | Fresno State | 2012 |
| Wilder | Sam | T | Colorado | 2005–06 |
| Wilhoite | Michael | LB | Washburn | 2011–12 |
| Williams | Brad | C | Notre Dame | 2001 |
| *Williams Jr.* | *Darrell* | *OL* | *Western Kentucky* | *2017* |
| Williams | Jimmy | CB | Vanderbilt | 2001 |
| Williams | Michael | DB | UCLA | 1995 |
| Williams | Renauld | LB | Hofstra | 2005–06 |
| Wishom | Jerron | DB | Louisiana Tech | 2006 |
| Wright | Rodney | WR | Fresno State | 2009 |
| Wright–Fair | Shaumbe | RB | Washington State | 1994 |
| Wylie | Devon | WR | Fresno State | 2013 |
| Wynn | DeShawn | RB | Florida | 2010 |

## Y

| Last | First | Position | College | Years |
|---|---|---|---|---|
| Yates | Max | LB | Marshall | 2004 |

## Z

| | | | | |
|---|---|---|---|---|
| Zeigler | Dominique | WR | Baylor | 2007–09 |
| Zeigler | Doug | TE | Mississippi | 2004 |

# ALL-TIME UNDRAFTED ROOKIE FREE AGENTS TO MAKE ROSTER

## 1994

| Last | First | Position | College | Years |
|---|---|---|---|---|
| Barber | Rudy | G | Miami | 1994 |
| Carolan | Brett | TE | Washington State | 1994–95 |

## 1995

| Last | First | Position | College | Years |
|---|---|---|---|---|
| Willis | Jamal | RB | Brigham Young | 1995 |

## 1996

| Last | First | Position | College | Years |
|---|---|---|---|---|
| Benefield | Daved | LB | Cal State–Northridge | 1996 |
| Fiore | Dave | G | Hofstra | 1998–2002 |
| Harris | Mark | WR | Stanford | 1996–99 |

## 1997

| Last | First | Position | College | Years |
|---|---|---|---|---|
| Bradford | Vince | LB | Arkansas | 1997 |
| Bronson | Zack | FS | McNeese State | 1997–2003 |

## 1998

| Last | First | Position | College | Years |
|---|---|---|---|---|
| Blevins | Tony | FS | Kansas | 1998 |
| Hobgood–Chittick | Nate | DT | North Carolina | 2000 |
| Richey | Wade | K | LSU | 1998–2000 |

## 1999

| Last | First | Position | College | Years |
|---|---|---|---|---|
| Dercher | Dan | T | Kansas | 1999–2000 |
| Garcia | Jeff | QB | San Jose State | 1999–2003 |
| Ledford | Dwayne | C | East Carolina | 2000, 2003 |
| Stanley | Chad | P | Stephen F. Austin | 1999–2000 |
| Wesley | Joe | LB | LSU | 1999 |
| Zelenka | Joe | LS | Wake Forest | 1999 |

## 2000

| Last | First | Position | College | Years |
|---|---|---|---|---|
| Dunlap | London | DE | Texas Christian | 2000 |
| Dupree | Terrence | TE | Duke | 2000 |
| Heard | Ronnie | SS | Mississippi | 2000–04 |
| Killings | Cedric | DT | Carson–Newman | 2000 |
| Lewis | Jonas | RB | San Diego State | 2000–01 |
| Thomas | Edward | OLB | Georgia Southern | 2000 |

## 2001

| Last | First | Position | College | Years |
|---|---|---|---|---|
| Baker | Jason | P | Iowa | 2001–02 |
| Blades | Al | DB | Miami | 2001 |
| Costa | Dave | G | Wisconsin | 2001 |
| Elam | Shane | OLB | Mississippi | 2001 |
| McCurley | Jeff | C | Pittsburgh | 2001 |
| Ray | Ricky | QB | Sacramento State | 2001 |
| Schlecht | John | DT | Minnesota | 2001 |
| Stephenson | Milford | T | Kansas State | 2001 |
| Stewart | Quincy | ILB | Louisiana Tech | 2001–02 |

## 2002

| Last | First | Position | College | Years |
|---|---|---|---|---|
| Moore | Brandon | ILB | Oklahoma | 2002–07 |
| Osika | Craig | G | Indiana | 2002 |
| Robertson | Jamal | RB | Ohio Northern | 2002–04 |
| Strong | Frank | OLB | USC | 2002 |

## 2003

| Last | First | Position | College | Years |
|---|---|---|---|---|
| Carpenter | Dwaine | FS | North Carolina A&T | 2003–05 |

## 2004

| Last | First | Position | College | Years |
|---|---|---|---|---|
| Adams | Mike | FS | Delaware | 2004–06 |
| Cooper | Josh | DE | Mississippi | 2004 |
| Fleck | P.J. | WR | Northern Illinois | 2004 |
| Reed | Rayshun | DB | Troy | 2004 |

## 2005

| Last | First | Position | College | Years |
|---|---|---|---|---|
| Amey | Otis | WR | Sacramento State | 2005 |
| Dahl | Harvey | G | Nevada | 2005 |
| Thornburg | Jeremy | FS | Northern Arizona | 2005 |

## 2009

| Last | First | Position | College | Years |
|---|---|---|---|---|
| Miller | Brit | FB | Illinois | 2009 |
| Briggs | Diyral | OLB | Bowling Green | 2009 |
| Walker | Derek | DE | Illinois | 2009 |

## 2010

| Last | First | Position | College | Years |
|---|---|---|---|---|
| Brock | Tramaine | CB | Belhaven | 2010–16 |
| Joseph | Alex | LB | Temple | 2010 |
| Kristick | Keaton | LB | Oregon State | 2010 |
| Maragos | Chris | DB | Wisconsin | 2010 |
| Tukuafu | Will | DE | Oregon | 2010–13 |

## 2011

| Last | First | Position | College | Years |
|---|---|---|---|---|
| Bogan | Dontavia | WR | South Florida | 2011 |
| Dobbs | Demarcus | DE | Georgia | 2011–14 |
| Hastings | Joe | WR | Washburn | 2011 |
| Tolzien | Scott | QB | Wisconsin | 2011–12 |
| Williams | Ian | NT | Notre Dame | 2011–16 |

## 2012

| Last | First | Position | College | Years |
|---|---|---|---|---|
| **Celek** | **Garrett** | **TE** | **Michigan State** | **2012–Current** |
| Hampton | Jewel | RB | Southern Illinois | 2012–13 |
| Jerod–Eddie | Tony | DT | Texas A&M | 2012–16 |

## 2013

| Last | First | Position | College | Years |
|---|---|---|---|---|
| McDermott | Kevin | LS | UCLA | 2013 |
| Morris | Darryl | CB | Texas State | 2013 |

## 2014

| Last | First | Position | College | Years |
|---|---|---|---|---|
| Cleveland | Asante | TE | Miami | 2014 |
| Farrell | Dillon | G/C | New Mexico | 2014 |
| McCray | L.J. | S | Catawba | 2014–15 |

## 2015

| Last | First | Position | College | Years |
|---|---|---|---|---|
| Easton | Nick | C | Harvard | 2015 |
| Hayne | Jarryd | RB | No College | 2015 |
| White | DeAndrew | WR | Alabama | 2015 |

## 2017

| Last | First | Position | College | Years |
|---|---|---|---|---|
| **Bolden Jr.** | **Victor** | **WR** | **Oregon State** | **2017** |
| **Bourne** | **Kendrick** | **WR** | **Eastern Washington** | **2017** |
| **Breida** | **Matt** | **RB** | **Georgia Southern** | **2017** |
| **Hikutini** | **Cole** | **TE** | **Louisville** | **2017** |
| Jerome | Lorenzo | DB | Saint Francis (PA) | 2017 |
| **Mabin** | **Greg** | **DB** | **Iowa** | **2017** |
| **Magnuson** | **Erik** | **OL** | **Michigan** | **2017** |
| **Williams Jr.** | **Darrell** | **OL** | **Western Kentucky** | **2017** |

*Players acquired by the 49ers that were undrafted rookie free agents that appeared on the 53–man roster during their respective rookie season.

# 49ERS STARTERS

## 1950

**Offense**

| | | |
|---|---|---|
| LE | 51 | Gordy Soltau/ |
| | 52 | Hal Shoener/ |
| | 59 | Alex Loyd |
| LT | 41 | Don Campora/ |
| | 40 | Harley Dow |
| LG | 37 | Homer Hobbs/ |
| | 42 | Leo Nomellini |
| C | 23 | Bill Johnson |
| RG | 33 | Bruno Banducci/ |
| | 31 | Charles Shaw |
| RT | 46 | Clay Matthews/ |
| | 43 | Ray Collins |
| RE | 53 | Alyn Beals |
| QB | 63 | Frank Albert |
| LHB | 83 | Sam Cathcart/ |
| | 93 | Jim Cason/ |
| | 82 | Emil Sitko |
| RHB | 91 | John Strzykalski |
| FB | 74 | Joe Perry/ |
| | 72 | Norm Standlee |

**Defense**

| | | |
|---|---|---|
| LE | 52 | Hal Shoener |
| LT | 42 | Leo Nomellini |
| MG | 34 | Visco Grgich |
| RT | 43 | Ray Collins |
| RE | 54 | Gail Bruce |
| LLB | 71 | Verl Lillywhite |
| MLB | 22 | Pete Wismann |
| RLB | 72 | Norm Standlee/ |
| | 73 | Don Burke |
| LW | 83 | Sam Cathcart |
| RW | 92 | Lowell Wagner |
| S | 62 | Jim Powers |

## 1951

**Offense**

| | | |
|---|---|---|
| LE | 51 | Gordy Soltau/ |
| | 53 | Alyn Beals |
| LT | 43 | Ray Collins/ |
| | 42 | Leo Nomellini |
| LG | 37 | Nick Feher/ |
| | 38 | Don Burke |
| C | 23 | Bill Johnson |
| RG | 33 | Bruno Banducci |
| RT | 42 | Leo Nomellini/ |
| | 43 | Ray Collins |
| RE | 58 | Billy Wilson/ |
| | 53 | Alyn Beals |
| QB | 63 | Frank Albert/ |
| | 64 | Y.A. Tittle |
| LHB | 81 | Verl Lillywhite |
| RHB | 91 | John Strzykalski/ |
| | 88 | Pete Schabarum |
| FB | 74 | Joe Perry/ |
| | 72 | Norm Standlee |

**Defense**

| | | |
|---|---|---|
| LE | 47 | Ed Henke |
| LT | 43 | Ray Collins/ |
| | 42 | Leo Nomellini |
| MG | 34 | Visco Grgich/ |
| | 45 | Al Carapella/ |
| | 32 | Bob Downs |
| RT | 42 | Leo Nomellini/ |
| | 43 | Ray Collins |
| RE | 54 | Gail Bruce |
| LLB | 72 | Norm Standlee/ |
| | 62 | Jim Powers |
| MLB | 73 | Hardy Brown |
| RLB | 22 | Pete Wismann/ |
| | 81 | Verl Lillywhite/ |
| | 38 | Don Burke |
| LW | 62 | Jim Powers/ |
| | 83 | Rex Berry |
| RW | 92 | Lowell Wagner |
| S | 93 | Jim Cason |

## 1952

**Offense**

| | | |
|---|---|---|
| LE | 82 | Gordy Soltau/ |
| | 85 | Bill Jessup/ |
| | 24 | J.R. Boone |
| LT | 62 | Bob Toneff |
| LG | 69 | Jerry Smith/ |
| | 67 | Nick Feher |
| C | 53 | Bill Johnson/ |
| | 52 | Pete Wismann |
| RG | 63 | Bruno Banducci |
| RT | 73 | Leo Nomellini |
| RE | 84 | Billy Wilson |
| QB | 13 | Frank Albert/ |
| | 14 | Y.A. Tittle |
| LHB | 22 | Joe Arenas/ |
| | 24 | J.R. Boone/ |
| | 82 | Gordy Soltau |
| RHB | 39 | Hugh McElhenny |
| FB | 34 | Joe Perry |

**Defense**

| | | |
|---|---|---|
| LE | 89 | Ed Henke |
| LT | 73 | Leo Nomellini |
| MG | 68 | Bob Momsen/ |
| | 64 | Visco Grgich |
| RT | 75 | Al Carapella |
| RE | 83 | Pat O'Donahue/ |
| | 87 | Charlie Powell |
| LLB | 15 | Jim Powers |
| MLB | 33 | Hardy Brown |
| RLB | 68 | Don Burke |
| LW | 23 | Rex Berry |
| RW | 42 | Lowell Wagner |
| S | 43 | Jim Cason/ |
| | 28 | Sam Cathcart |

## 1953

**Offense**

| | | |
|---|---|---|
| LE | 82 | Gordy Soltau |
| LT | 64 | Doug Hogland/ |
| | 77 | Hal Miller |
| LG | 69 | Jerry Smith |
| C | 53 | Bill Johnson |
| RG | 63 | Bruno Banducci |
| RT | 79 | Bob St.Clair |
| RE | 84 | Billy Wilson |
| QB | 14 | Y.A. Tittle/ |
| | 15 | Jim Powers |
| LHB | 22 | Joe Arenas |
| RHB | 39 | Hugh McElhenny |
| FB | 34 | Joe Perry |

**Defense**

| | | |
|---|---|---|
| LE | 83 | Clay Matthews/ |
| | 87 | Charlie Powell/ |
| | 89 | Bob Van Doren |
| LT | 73 | Leo Nomellini |
| MG | 62 | Art Michalik |
| RT | 75 | Al Carapella |
| RE | 87 | Charlie Powell/ |
| | 89 | Bob Van Doren |
| LLB | 36 | John Morton/ |
| | 66 | Don Burke |
| MLB | 33 | Hardy Brown |
| RLB | 54 | Jack Manley |
| LH | 23 | Rex Berry |
| RH | 42 | Lowell Wagner/ |
| | 22 | Joe Arenas |
| S | 45 | Fred Bruney/ |
| | 15 | Jim Powers |

## 1954

**Offense**

| | | |
|---|---|---|
| LE | 82 | Gordy Soltau/ |
| | 85 | Bill Jessup |
| LT | 64 | Doug Hogland |
| LG | 67 | Nick Feher |
| C | 53 | Bill Johnson/ |
| | 56 | Pete Brown |
| RG | 63 | Bruno Banducci/ |
| | 65 | Ted Connolly |
| RT | 79 | Bob St.Clair |
| RE | 84 | Billy Wilson |
| QB | 14 | Y.A. Tittle/ |
| | 43 | Jim Cason |
| LHB | 35 | John H. Johnson/ |
| | 22 | Joe Arenas |
| RHB | 39 | Hugh McElhenny/ |
| | 85 | Bill Jessup |
| FB | 34 | Joe Perry |

**Defense**

| | | |
|---|---|---|
| LE | 83 | Clay Matthews |
| LT | 73 | Leo Nomellini |
| MG | 75 | Al Carapella/ |
| | 62 | Art Michalik/ |
| | 69 | Bob Hantla |
| RT | 76 | Marion Campbell/ |
| | 75 | Al Carapella |
| RE | 86 | Jackson Brumfield |
| LLB | 33 | Hardy Brown/ |
| | 48 | Billy Mixon/ |
| | 56 | Pete Brown |
| RLB | 74 | Bob Toneff/ |
| | 48 | Billy Mixon/ |
| | 66 | Don Burke |
| LW | 23 | Rex Berry/ |
| | 44 | Pete Schabarum/ |
| | 85 | Bill Jessup |
| RW | 22 | Joe Arenas/ |
| | 44 | Pete Schabarum |
| LS | 25 | John Williams |
| RS | 43 | Jim Cason/ |
| | 22 | Joe Arenas |

## 1955

**Offense**

| | | |
|---|---|---|
| LE | 82 | Gordy Soltau/ |
| | 27 | Carroll Hardy |
| LT | 73 | Leo Nomellini |
| LG | 64 | Doug Hogland/ |
| | 65 | Eldred Kraemer |
| C | 53 | Bill Johnson |
| RG | 68 | Lou Palatella/ |
| | 63 | Ed Sharkey |
| RT | 79 | Bob St.Clair |
| RE | 84 | Billy Wilson |
| QB | 14 | Y.A. Tittle |
| LHB | 22 | Joe Arenas/ |
| | 35 | John H. Johnson/ |
| | 47 | Dicky Moegle/ |
| | 39 | Hugh McElhenny |
| RHB | 39 | Hugh McElhenny/ |
| | 27 | Carroll Hardy/ |
| | 22 | Joe Arenas |
| FB | 34 | Joe Perry/ |
| | 32 | Lem Harkey |

**Defense**

| | | |
|---|---|---|
| LE | 83 | Clay Matthews |
| LT | 74 | Bob Toneff/ |
| | 75 | Al Carapella |
| MG | 75 | Al Carapella/ |
| | 69 | Bob Hantla/ |
| | 86 | Tom Stolhandske |
| RT | 76 | Marion Campbell |
| RE | 87 | Charlie Powell/ |
| | 86 | Tom Stolhandske |
| LLB | 55 | Matt Hazeltine/ |
| | 54 | Ed Beatty/ |
| | 33 | Hardy Brown |
| RLB | 33 | Hardy Brown/ |
| | 69 | Bob Hantla |
| LW | 40 | George Maderos/ |
| | 57 | Paul Carr/ |
| | 35 | John H. Johnson |
| RW | 49 | Bob Luna/ |
| | 35 | John H. Johnson |
| LS | 23 | Rex Berry |
| RS | 47 | Dicky Moegle/ |
| | 49 | Bob Luna/ |
| | 42 | Ernie Smith |

## 1956

**Offense**

| | | |
|---|---|---|
| LE | 82 | Gordy Soltau/ |
| | 86 | Clyde Conner |
| LT | 78 | Bob Cross/ |
| | 75 | Ed Henke |
| LG | 74 | Bob Toneff/ |
| | 64 | Ed Sharkey/ |
| | 64 | Ted Connolly/ |
| | 68 | Lou Palatella |
| C | 53 | Bill Johnson/ |
| | 52 | George Morris |
| RG | 75 | Ed Henke/ |
| | 74 | Bob Toneff/ |
| | 64 | Ted Connolly/ |
| | 68 | Lou Palatella |
| RT | 79 | Bob St.Clair |
| RE | 84 | Billy Wilson |
| QB | 14 | Y.A. Tittle/ |
| | 11 | Earl Morrall |
| LHB | 39 | Hugh McElhenny/ |
| | 47 | Dicky Moegle |
| RHB | 22 | Joe Arenas/ |
| | 35 | John H. Johnson/ |
| | 85 | Bill Jessup |
| FB | 34 | Joe Perry/ |
| | 35 | John H. Johnson |

**Defense**

| | | |
|---|---|---|
| LE | 77 | Bruce Bosley |
| LT | 73 | Leo Nomellini |
| RT | 72 | Bill Herchman/ |
| | 74 | Bob Toneff |
| RE | 87 | Charlie Powell/ |
| | 75 | Ed Henke |
| LLB | 50 | Stan Sheriff/ |
| | 64 | Ed Sharkey/ |
| | 50 | Leo Rucka |
| MLB | 54 | Ed Beatty/ |
| | 76 | John Gonzaga/ |
| | 87 | Charlie Powell/ |
| | 65 | Tony Sardisco |
| RLB | 55 | Matt Hazeltine/ |
| | 52 | George Morris |
| LW | 40 | George Maderos/ |
| | 57 | Paul Carr/ |
| | 23 | Rex Berry |
| RW | 57 | Paul Carr/ |
| | 42 | Ernie Smith |
| LS | 23 | Rex Berry/ |
| | 27 | Bob Holladay |
| RS | 47 | Dicky Moegle/ |
| | 45 | Fred Bruney |

## 1957

**Offense**

| | | |
|---|---|---|
| LE | 88 | Clyde Conner/ |
| | 82 | Gordy Soltau/ |
| | 39 | Hugh McElhenny |
| LT | 78 | Bob Cross |
| LG | 68 | Lou Palatella/ |
| | 77 | Bruce Bosley |
| C | 53 | Frank Morze |
| RG | 64 | Ted Connolly/ |
| | 68 | Lou Palatella/ |
| | 77 | Bruce Bosley |
| RT | 79 | Bob St.Clair/ |
| | 70 | Tom Dahms/ |
| | 76 | John Gonzaga |
| RE | 84 | Billy Wilson/ |
| | 82 | Gordy Soltau |
| QB | 14 | Y.A. Tittle/ |
| | 12 | John Brodie |
| LHB | 39 | Hugh McElhenny/ |
| | 34 | Joe Perry |
| RHB | 27 | R.C. Owens |
| FB | 32 | Gene Babb/ |
| | 34 | Joe Perry/ |
| | 35 | Larry Barnes |

**Defense**

| | | |
|---|---|---|
| LE | 75 | Ed Henke |
| LT | 73 | Leo Nomellini |
| RT | 72 | Bill Herchman |

| | | |
|---|---|---|
| RE | 74 | Bob Toneff |
| LLB | 55 | Matt Hazeltine/ |
| | 54 | Marv Matuszak/ |
| | 50 | Stan Sheriff |
| MLB | 54 | Marv Matuszak/ |
| | 52 | Karl Rubke |
| RLB | 87 | Charlie Powell/ |
| | 55 | Matt Hazeltine |
| LW | 24 | J.D. Smith/ |
| | 57 | Paul Carr |
| RW | 20 | Bill Stits |
| LS | 40 | Bob Holladay/ |
| | 42 | Jim Ridlon/ |
| | 44 | Val Joe Walker |
| RS | 47 | Dicky Moegle/ |
| | 44 | Val Joe Walker |

## 1958

**Offense**

| | | |
|---|---|---|
| LE | 88 | Clyde Conner |
| LT | 78 | Bob Cross/ |
| | 76 | John Gonzaga |
| LG | 77 | Bruce Bosley/ |
| | 68 | Lou Palatella |
| C | 58 | Walt Yowarsky/ |
| | 53 | Frank Morze/ |
| | 52 | Karl Rubke/ |
| | 68 | Lou Palatella |
| RG | 64 | Ted Connolly/ |
| | 66 | John Wittenborn |
| RT | 79 | Bob St.Clair |
| RE | 84 | Billy Wilson/ |
| | 82 | Gordy Soltau/ |
| | 87 | Fred Dugan |
| QB | 12 | John Brodie/ |
| | 14 | Y.A. Tittle |
| LHB | 39 | Hugh McElhenny |
| RHB | 27 | R.C. Owens |
| FB | 34 | Joe Perry |

**Defense**

| | | |
|---|---|---|
| LE | 75 | Ed Henke |
| LT | 73 | Leo Nomellini |
| MG | 52 | Karl Rubke/ |
| | 57 | Dennit Morris |
| RT | 72 | Bill Herchman |
| RE | 74 | Bob Toneff |
| LLB | 54 | Marv Matuszak/ |
| | 50 | Jerry Tubbs/ |
| | 66 | John Wittenborn |
| RLB | 55 | Matt Hazeltine |
| LH | 80 | Jerry Mertens |
| RH | 20 | Bill Stits |
| LS | 42 | Jim Ridlon/ |
| | 29 | Bill Atkins |
| RS | 29 | Bill Atkins/ |
| | 47 | Dicky Moegle/ |
| | 42 | Jim Ridlon |

## 1959

**Offense**

| | | |
|---|---|---|
| LE | 88 | Clyde Conner/ |
| | 87 | Fred Dugan/ |
| | 27 | R.C. Owens/ |
| | 47 | Dicky Moegle |
| LT | 78 | John Thomas/ |
| | 76 | John Gonzaga |
| LG | 77 | Bruce Bosley/ |
| | 66 | John Wittenborn |
| C | 53 | Frank Morze/ |
| | 52 | Karl Rubke |
| RG | 64 | Ted Connolly |
| RT | 79 | Bob St.Clair |
| RE | 84 | Billy Wilson |
| QB | 14 | Y.A. Tittle/ |
| | 12 | John Brodie |
| LHB | 24 | J.D. Smith/ |
| | 39 | Hugh McElhenny |
| RHB | 39 | Hugh McElhenny/ |
| | 27 | R.C. Owens/ |
| | 87 | Fred Dugan/ |
| | 24 | J.D. Smith |
| FB | 34 | Joe Perry/ |
| | 28 | C.R. Roberts |

**Defense**

| | | |
|---|---|---|
| LE | 75 | Ed Henke |
| LT | 73 | Leo Nomellini |
| RT | 63 | Monte Clark/ |
| | 74 | Henry Schmidt/ |
| | 72 | Bill Herchman |
| RE | 70 | Charlie Krueger |
| LLB | 33 | Clancy Osborne/ |
| | 52 | Karl Rubke |
| MLB | 50 | Jerry Tubbs |
| RLB | 55 | Matt Hazeltine |
| LH | 80 | Jerry Mertens |
| RH | 40 | Abe Woodson |
| LS | 25 | Dave Baker |
| RS | 44 | Eddie Dove |

## 1960

**Offense**

| | | |
|---|---|---|
| LE | 88 | Clyde Conner |
| LT | 78 | John Thomas/ |
| | 63 | Monte Clark |
| LG | 77 | Bruce Bosley |
| C | 53 | Frank Morze/ |
| | 52 | Karl Rubke |
| RG | 62 | Mike Magac/ |
| | 64 | Ted Connolly |
| RT | 79 | Bob St.Clair/ |
| | 76 | Len Rohde |
| RE | 85 | Monty Stickles/ |
| | 87 | Dee Mackey |
| QB | 12 | John Brodie/ |
| | 14 | Y.A. Tittle |
| LHB | 39 | Hugh McElhenny/ |
| | 24 | J.D. Smith |
| RHB | 27 | R.C. Owens/ |
| | 39 | Hugh McElhenny |
| FB | 24 | J.D. Smith/ |
| | 28 | C.R. Roberts |

**Defense**

| | | |
|---|---|---|
| LE | 86 | Dan Colchico/ |
| | 63 | Monte Clark |
| LT | 73 | Leo Nomellini/ |
| | 74 | Henry Schmidt |
| RT | 63 | Monte Clark/ |
| | 53 | Frank Morze |
| RE | 70 | Charlie Krueger |
| LLB | 83 | Gordon Kelley/ |
| | 33 | Clancy Osborne |
| MLB | 54 | Bob Harrison/ |
| | 75 | Ed Henke |
| RLB | 55 | Matt Hazeltine/ |
| | 75 | Ed Henke |
| LH | 80 | Jerry Mertens |
| RH | 40 | Abe Woodson |
| LS | 25 | Dave Baker/ |
| | 42 | Jim Ridlon |
| RS | 44 | Eddie Dove |

## 1961

**Offense**

| | | |
|---|---|---|
| LE | 89 | Aaron Thomas (6)/ |
| | 88 | Clyde Conner (5) |
| LT | 78 | John Thomas (14) |
| LG | 77 | Bruce Bosley (14) |
| C | 53 | Frank Morze (14) |
| RG | 64 | Ted Connolly (14) |
| RT | 79 | Bob St.Clair (12)/ |
| | 76 | Len Rohde (2) |
| RE | 85 | Monty Stickles (14) |
| QB | 12 | John Brodie (14) |
| LHB | 24 | J.D. Smith (12)/ |
| | 40 | Abe Woodson (2) |
| RHB | 27 | R.C. Owens (13) |
| FB | 32 | C.R. Roberts.(10) |

**Defense**

| | | |
|---|---|---|
| LE | 86 | Dan Colchico (14) |
| LT | 73 | Leo Nomellini (14) |
| RT | 63 | Monte Clark (8)/ |
| | 70 | Charlie Krueger (5) |
| RE | 70 | Charlie Krueger (9)/ |
| | 60 | Roland Lakes (5) |
| LLB | 83 | Gordon Kelley (14)/ |
| | 33 | Clancy Osborne (5) |
| MLB | 54 | Bob Harrison (10)/ |
| | 66 | Carlton Kammerer (4) |
| 4RLB | 55 | Matt Hazeltine (14) |
| LH | 80 | Jerry Mertens (10)/ |
| | 40 | Abe Woodson (4) |
| RH | 40 | Abe Woodson (7)/ |
| | 37 | Jimmy Johnson (7) |
| LS | 25 | Dave Baker (14) |
| RS | 44 | Eddie Dove (14) |

## 1962

**Offense**

| | | |
|---|---|---|
| LE | 88 | Clyde Conner (9)/ |
| | 85 | Monty Stickles (5) |
| LT | 60 | Roland Lakes (8)/ |
| | 78 | John Thomas (6) |
| LG | 62 | Mike Magac (14) |
| C | 77 | Bruce Bosley (9)/ |
| | 52 | Karl Rubke (5) |
| RG | 64 | Ted Connolly (11)/ |
| | 72 | Leon Donohue (3) |
| RT | 79 | Bob St.Clair (7)/ |
| | 76 | Len Rohde (5) |
| RE | 85 | Monty Stickles (9)/ |
| | 30 | Bernie Casey (5) |
| QB | 12 | John Brodie (14) |
| LHB | 17 | Billy Kilmer (10)/ |
| | 24 | J.D. Smith (1)/ |
| | 35 | Bobby Gaiters (1)/ |
| | 33 | Jim Vollenweider (1)/ |
| | 88 | Clyde Conner (1) |
| RHB | 37 | Jimmy Johnson (7)/ |
| | 30 | Bernie Casey (6) |
| FB | 24 | J.D. Smith (13) |

**Defense**

| | | |
|---|---|---|
| LE | 86 | Dan Colchico (14) |
| LT | 73 | Leo Nomellini (14) |
| RT | 70 | Charlie Krueger (13) |
| RE | 74 | Clark Miller (11)/ |
| | 75 | John Mellekus (1) |
| LLB | 54 | Ed Pine (12) |
| MLB | 78 | John Thomas (7)/ |
| | 66 | Carlton Kammerer (7) |
| RLB | 55 | Matt Hazeltine (14) |
| LH | 80 | Jerry Mertens (10)/ |
| | 45 | Elbert Kimbrough (3) |
| RH | 40 | Abe Woodson (14) |
| LS | 45 | Elbert Kimbrough (6)/ |
| | 42 | Jim Ridlon (6)/ |
| | 80 | Jerry Mertens (2) |
| RS | 44 | Eddie Dove (10)/ |
| | 29 | Dale Messer (4) |

## 1963

**Offense**

| | | |
|---|---|---|
| LE | 88 | Clyde Conner (9)/ |
| | 37 | Jimmy Johnson (2)/ |
| | 30 | Bernie Casey (2) |
| LT | 76 | Len Rohde (14) |
| LG | 78 | John Thomas (12)/ |
| | 77 | Bruce Bosley (2) |
| C | 77 | Bruce Bosley (7)/ |
| | 52 | Karl Rubke (7) |
| RG | 72 | Leon Donohue (14) |
| RT | 79 | Bob St.Clair (14) |
| RE | 85 | Monty Stickles (8)/ |
| | 84 | Gary Knafelc (6) |
| QB | 17 | Lamar McHan (9)/ |
| | 12 | John Brodie (3)/ |
| | 11 | Bobby Waters (2) |
| LHB | 42 | Don Lisbon (8)/ |
| | 32 | Lloyd Winston (3) |
| RHB | 30 | Bernie Casey (10) |
| FB | 24 | J.D. Smith (13) |

**Defense**

| | | |
|---|---|---|
| LE | 86 | Dan Colchico (14) |
| LT | 70 | Charlie Krueger (7)/ |
| | 73 | Leo Nomellini (6) |
| RT | 60 | Roland Lakes (13) |
| RE | 74 | Clark Miller (14) |
| LLB | 54 | Ed Pine (14) |
| MLB | 53 | Mike Dowdle (13) |
| RLB | 55 | Matt Hazeltine (13) |
| LH | 39 | Kermit Alexander (11) |
| RH | 40 | Abe Woodson (13) |
| LS | 45 | Elbert Kimbrough (11) |
| RS | 37 | Jim Johnson (11)/ |
| | 39 | Kermit Alexander (3) |

## 1964

**Offense**

| | | |
|---|---|---|
| LE | 81 | Dave Parks (14) |
| LT | 76 | Len Rohde (14) |
| LG | 78 | John Thomas (14) |
| C | 77 | Bruce Bosley (14) |
| RG | 72 | Leon Donohue (14) |
| RT | 67 | Walter Rock (14) |
| RE | 85 | Monty Stickles (14) |
| QB | 12 | John Brodie (12) |
| LHB | 30 | Bernie Casey (7)/ |
| | 42 | Don Lisbon (4)/ |
| | 17 | Billy Kilmer (3) |
| RHB | 30 | Bernie Casey (6)/ |
| | 43 | Dave Kopay (5)/ |
| | 42 | Don Lisbon (2) |
| FB | 38 | Mike Lind (10)/ |
| | 22 | Gary Lewis (3) |

**Defense**

| | | |
|---|---|---|
| LE | 86 | Dan Colchico (11)/ |
| | 52 | Karl Rubke (3) |
| LT | 70 | Charlie Krueger (14) |
| RT | 60 | Roland Lakes (14) |
| RE | 74 | Clark Miller (12) |
| LLB | 64 | Dave Wilcox (9)/ |
| | 54 | Ed Pine (4) |
| MLB | 53 | Mike Dowdle (14) |
| RLB | 55 | Matt Hazeltine (14) |
| LH | 37 | Jim Johnson (14) |
| RH | 40 | Abe Woodson (7)/ |
| | 48 | Ben Scotti (7) |
| LS | 45 | Elbert Kimbrough (13)/ |
| | 39 | Kermit Alexander (1) |
| RS | 39 | Kermit Alexander (12) |

## 1965

**Offense**

| | | |
|---|---|---|
| LE | 81 | Dave Parks (14) |
| LT | 76 | Len Rohde (14) |
| LG | 78 | John Thomas (14) |
| C | 77 | Bruce Bosley (14) |
| RG | 68 | Howard Mudd (14) |
| RT | 67 | Walter Rock (14) |
| RE | 85 | Monty Stickles (14) |
| QB | 12 | John Brodie (13) |
| LHB | 44 | John David Crow (13) |
| RHB | 30 | Bernie Casey (14) |
| FB | 40 | Ken Willard (14) |

**Defense**

| | | |
|---|---|---|
| LE | 52 | Karl Rubke (11) |
| LT | 70 | Charlie Krueger (14) |
| RT | 60 | Roland Lakes (13) |
| RE | 74 | Clark Miller (14) |
| LLB | 64 | Dave Wilcox (14) |
| MLB | 53 | Mike Dowdle (11)/ |
| | 50 | Ed Beard (3) |
| RLB | 55 | Matt Hazeltine (8)/ |
| | 58 | Jack Chapple (6) |
| LH | 37 | Jim Johnson (14) |
| RH | 80 | Jerry Mertens (13)/ |
| | 39 | Kermit Alexander (1) |
| LS | 45 | Elbert Kimbrough (14) |
| RS | 39 | Kermit Alexander (9)/ |
| | 20 | George Donnelly (5) |

## 1966

**Offense**

| | | |
|---|---|---|
| LE | 81 | Dave Parks (14) |
| LT | 76 | Len Rohde (14) |
| LG | 78 | John Thomas (14) |
| C | 77 | Bruce Bosley (14) |
| RG | 68 | Howard Mudd (14) |
| RT | 67 | Walter Rock (14) |
| RE | 85 | Monty Stickles (14) |
| QB | 12 | John Brodie (13) |
| HB | 44 | John David Crow (14) |
| FB | 40 | Ken Willard (14) |
| FL | 30 | Bernie Casey (13) |

**Defense**

| | | |
|---|---|---|
| LE | 75 | Jim Norton (11)/ |
| | 80 | Stan Hindman (3) |
| LT | 70 | Charlie Krueger (14) |
| RT | 60 | Roland Lakes (14)) |
| RE | 74 | Clark Miller (14) |

| | | |
|---|---|---|
| LLB | 64 | Dave Wilcox (14) |
| MLB | 50 | Ed Beard (14) |
| RLB | 55 | Matt Hazeltine (12) |
| LH | 37 | Jim Johnson (14) |
| RH | 39 | Kermit Alexander (14) |
| LS | 45 | Elbert Kimbrough (13) |
| RS | 20 | George Donnelly (6)/ |
| | 27 | Alvin Randolph (5)) |

## 1967

**Offense**

| | | |
|---|---|---|
| LE | 81 | Dave Parks (9)/ |
| | 83 | Sonny Randle (5) |
| LT | 76 | Len Rohde (14) |
| LG | 66 | Elmer Collett (9)/ |
| | 78 | John Thomas (5) |
| C | 77 | Bruce Bosley (14) |
| RG | 68 | Howard Mudd (14) |
| RT | 67 | Walter Rock (14) |
| RE | 85 | Monty Stickles (8)/ |
| | 89 | Bob Windsor (6) |
| QB | 12 | John Brodie (10)/ |
| | 11 | Steve Spurrier (2)/ |
| | 10 | George Mira (2) |
| HB | 44 | John David Crow (14) |
| FB | 40 | Ken Willard (14) |
| FL | 88 | Dick Witcher (9)/ |
| | 83 | Sonny Randle (5) |

**Defense**

| | | |
|---|---|---|
| LE | 80 | Stan Hindman (13) |
| LT | 70 | Charlie Krueger (14) |
| RT | 60 | Roland Lakes (13) |
| RE | 74 | Clark Miller (13) |
| LLB | 64 | Dave Wilcox (14) |
| MLB | 50 | Ed Beard (14) |
| RLB | 55 | Matt Hazeltine (12) |
| LH | 37 | Jim Johnson (11) |
| RH | 39 | Kermit Alexander (13) |
| SS | 45 | Elbert Kimbrough (13) |
| FS | 35 | Goose Gonsoulin (7)/ |
| | 20 | George Donnelly (6) |

## 1968

**Offense**

| | | |
|---|---|---|
| LE | 88 | Dick Witcher (14) |
| LT | 76 | Len Rohde (14) |
| LG | 66 | Elmer Collett (14) |
| C | 77 | Bruce Bosley (14) |
| RG | 68 | Howard Mudd (14) |
| RT | 79 | Cas Banaszek (14) |
| RE | 44 | John David Crow (14) |
| QB | 12 | John Brodie (14) |
| RB | 40 | Ken Willard (14) |
| RB | 22 | Gary Lewis (14) |
| FL | 85 | Clifton McNeil (14) |

**Defense**

| | | |
|---|---|---|
| LE | 80 | Stan Hindman (14) |
| LT | 70 | Charlie Krueger (14) |
| RT | 60 | Roland Lakes (14) |
| RE | 74 | Clark Miller (14) |
| LLB | 64 | Dave Wilcox (14) |
| MLB | 50 | Ed Beard (14) |
| RLB | 55 | Matt Hazeltine (14) |
| LH | 37 | Jim Johnson (14) |
| RH | 39 | Kermit Alexander (14) |
| SS | 27 | Alvin Randolph (14) |
| FS | 30 | Johnny Fuller (10)/ |
| | 32 | Mel Phillips (3) |

## 1969

**Offense**

| | | |
|---|---|---|
| LE | 18 | Gene Washington (14) |
| LT | 76 | Len Rohde (14) |
| LG | 66 | Elmer Collett (14) |
| C | 75 | Forrest Blue (14) |
| RG | 69 | Woody Peoples (14) |
| RT | 79 | Cas Banaszek (14) |
| RE | 89 | Bob Windsor (14) |
| QB | 11 | Steve Spurrier (8)/ |
| | 12 | John Brodie (6) |
| RB | 40 | Ken Willard (13) |
| RB | 42 | Doug Cunningham (13) |
| FL | 88 | Dick Witcher (7)/ |
| | 85 | Clifton McNeil (7) |

**Defense**

| | | |
|---|---|---|
| LE | 80 | Stan Hindman (10)/ |
| | 74 | Earl Edwards (4) |
| LT | 70 | Charlie Krueger (14) |
| RT | 60 | Roland Lakes (14) |
| RE | 72 | Bill Belk (12) |
| LLB | 64 | Dave Wilcox (14) |
| MLB | 57 | Frank Nunley (10)/ |
| | 50 | Ed Beard (4) |
| RLB | 52 | Skip Vanderbundt (12) |
| LH | 37 | Jim Johnson (14) |
| RH | 39 | Kermit Alexander (12) |
| SS | 27 | Alvin Randolph (11) |
| FS | 32 | Mel Phillips (9)/ |
| | 25 | Roosevelt Taylor (5) |

## 1970

**Offense**

| | | |
|---|---|---|
| WR | 88 | Dick Witcher (10)/ |
| | 85 | Preston Riley (4) |
| LT | 76 | Len Rohde (14) |
| LG | 65 | Randy Beisler (12) |
| C | 75 | Forrest Blue (14) |
| RG | 69 | Woody Peoples (14) |
| RT | 79 | Cas Banaszek (12) |
| TE | 89 | Bob Windsor (14) |
| WR | 18 | Gene Washington (13) |
| QB | 12 | John Brodie (14) |
| RB | 40 | Ken Willard (14) |
| RB | 42 | Doug Cunningham (12) |

**Defense**

| | | |
|---|---|---|
| LE | 53 | Tommy Hart (14) |
| LT | 70 | Charlie Krueger (14) |
| RT | 60 | Roland Lakes (14) |
| RE | 72 | Bill Belk (10)/ |
| | 86 | Cedrick Hardman (4) |
| LLB | 64 | Dave Wilcox (14) |
| MLB | 57 | Frank Nunley (14) |
| RLB | 52 | Skip Vanderbundt (12) |
| LCB | 37 | Jim Johnson (14) |
| RCB | 44 | Bruce Taylor (13) |
| SS | 32 | Mel Phillips (14) |
| FS | 43 | Windlan Hall (14) |

## 1971

**Offense**

| | | |
|---|---|---|
| WR | 88 | Dick Witcher (14) |
| LT | 76 | Len Rohde (14) |
| LG | 65 | Randy Beisler (14) |
| C | 75 | Forrest Blue (14) |
| RG | 69 | Woody Peoples (14) |
| RT | 79 | Cas Banaszek (14) |
| TE | 82 | Ted Kwalick (14) |
| WR | 18 | Gene Washington (14) |
| QB | 12 | John Brodie (14) |
| RB | 40 | Ken Willard (14) |
| RB | 22 | Vic Washington (13) |

**Defense**

| | | |
|---|---|---|
| LE | 53 | Tommy Hart (14) |
| LT | 70 | Charlie Krueger (10)/ |
| | 80 | Stan Hindman (4) |
| RT | 74 | Earl Edwards (14) |
| RE | 86 | Cedrick Hardman (13) |
| LLB | 64 | Dave Wilcox (14) |
| MLB | 57 | Frank Nunley (14) |
| RLB | 52 | Skip Vanderbundt (14) |
| LCB | 37 | Jim Johnson (14) |
| RCB | 44 | Bruce Taylor (14) |
| SS | 32 | Mel Phillips (11)/ |
| | 23 | Johnny Fuller (3) |
| FS | 25 | Roosevelt Taylor (11) |

## 1972

**Offense**

| | | |
|---|---|---|
| WR | 18 | Gene Washington (14) |
| LT | 76 | Len Rohde (14) |
| LG | 65 | Randy Beisler (14) |
| C | 75 | Forrest Blue (14) |
| RG | 69 | Woody Peoples (14) |
| RT | 79 | Cas Banaszek (13) |
| TE | 82 | Ted Kwalick (14) |
| WR | 85 | Preston Riley (9)/ |
| | 88 | Dick Witcher (5) |
| QB | 11 | Steve Spurrier (11)/ |
| | 12 | John Brodie (3) |
| RB | 22 | Vic Washington (13) |
| RB | 40 | Ken Willard (11)/ |
| | 35 | Larry Schreiber (3) |

**Defense**

| | | |
|---|---|---|
| LE | 53 | Tommy Hart (14) |
| LT | 70 | Charlie Krueger (14) |
| RT | 74 | Earl Edwards (12) |
| RE | 86 | Cedrick Hardman (12) |
| LLB | 64 | Dave Wilcox (14) |
| MLB | 57 | Frank Nunley (9)/ |
| | 50 | Ed Beard (5) |
| RLB | 52 | Skip Vanderbundt (14) |
| LCB | 37 | Jim Johnson (14) |
| RCB | 44 | Bruce Taylor (14) |
| SS | 32 | Mel Phillips (14) |
| FS | 38 | Mike Simpson (9)/ |
| | 23 | Johnny Fuller (5) |

## 1973

**Offense**

| | | |
|---|---|---|
| WR | 46 | Dan Abramowicz (11)/ |
| | 17 | John Isenbarger (3) |
| LT | 76 | Len Rohde (14) |
| LG | 67 | John Watson (7)/ |
| | 65 | Randy Beisler (7) |
| C | 75 | Forrest Blue (14) |
| RG | 69 | Woody Peoples (14) |
| RT | 79 | Cas Banaszek (9)/ |
| | 67 | John Watson (5) |
| TE | 82 | Ted Kwalick (14) |
| WR | 18 | Gene Washington (13) |
| QB | 12 | John Brodie (6)/ |
| | 11 | Steve Spurier (5)/ |
| | 19 | Joe Reed (3) |
| RB | 22 | Vic Washington (13) |
| RB | 40 | Ken Willard (9)/ |
| | 35 | Larry Schreiber (4) |

**Defense**

| | | |
|---|---|---|
| LE | 53 | Tommy Hart (14) |
| LT | 70 | Charlie Krueger (14) |
| RT | 56 | Bob Hoskins (13) |
| RE | 86 | Cedrick Hardman (11)/ |
| | 72 | Bill Belk (3) |
| LLB | 64 | Dave Wilcox (14) |
| MLB | 58 | Jim Sniadecki (11)/ |
| | 57 | Frank Nunley (3) |
| RLB | 59 | Willie Harper (11)/ |
| | 52 | Skip Vanderbundt (3) |
| LCB | 37 | Jim Johnson (13) |
| RCB | 44 | Bruce Taylor (11)/ |
| | 49 | Ralph McGill (3) |
| SS | 32 | Mel Phillips (14) |
| FS | 38 | Mike Simpson (7)/ |
| | 43 | Windlan Hall (5) |

## 1974

**Offense**

| | | |
|---|---|---|
| WR | 18 | Gene Washington (14) |
| LT | 76 | Len Rohde (14) |
| LG | 67 | John Watson (12) |
| C | 75 | Forrest Blue (12) |
| RG | 69 | Woody Peoples (9)/ |
| | 65 | Randy Beisler (2)/ |
| | 77 | Jean Barrett (2) |
| RT | 79 | Cas Banaszek (14) |
| TE | 84 | Tom Mitchell (13) |
| WR | 46 | Dan Abramowicz (14) |
| QB | 14 | Tom Owen (7)/ |
| | 19 | Joe Reed (4)/ |
| | 10 | Dennis Morrison (2)/ |
| | 16 | Norm Snead (1) |
| RB | 40 | Wilbur Jackson (12) |
| RB | 35 | Larry Schreiber (13) |

**Defense**

| | | |
|---|---|---|
| LE | 53 | Tommy Hart (14) |
| LT | 72 | Bill Belk (13) |
| RT | 56 | Bob Hoskins (14) |
| RE | 86 | Cedrick Hardman (14) |
| LLB | 64 | Dave Wilcox (11)/ |
| | 52 | Skip Vanderbundt (3) |
| MLB | 57 | Frank Nunley (13) |
| RLB | 59 | Willie Harper (14) |
| LCB | 37 | Jim Johnson (13) |
| RCB | 44 | Bruce Taylor (8)/ |
| | 49 | Ralph McGill (6) |
| SS | 32 | Mel Phillips (6)/ |
| | 43 | Windlan Hall (6) |
| FS | 43 | Windlan Hall (6)/ |
| | 20 | Mike Holmes (6) |

## 1975

**Offense**

| | | |
|---|---|---|
| WR | 18 | Gene Washington (14) |
| LT | 67 | John Watson (12) |
| LG | 68 | Bob Penchion (8)/ |
| | 77 | Jean Barrett (6) |
| C | 54 | Bill Reid (13) |
| RG | 69 | Woody Peoples (14) |
| RT | 79 | Cas Banaszek (14) |
| TE | 84 | Tom Mitchell (12) |
| WR | 88 | Terry Beasley (6)/ |
| | 20 | Mike Holmes (4)/ |
| | 22 | Bob Hayes (3) |
| QB | 11 | Steve Spurrier (7)/ |
| | 16 | Norm Snead (7) |
| RB | 24 | Delvin Williams (12) |
| RB | 35 | Larry Schreiber (14) |

**Defense**

| | | |
|---|---|---|
| LE | 53 | Tommy Hart (14) |
| LT | 60 | Bill Sandifer (12) |
| RT | 56 | Bob Hoskins (14) |
| RE | 86 | Cedrick Hardman (14) |
| LLB | 52 | Skip Vanderbundt (14) |
| MLB | 57 | Frank Nunley (14) |
| RLB | 50 | Dave Washington (14) |
| LCB | 37 | Jim Johnson (14) |
| RCB | 44 | Bruce Taylor (11) |
| SS | 32 | Mel Phillips (8)/ |
| | 43 | Windlan Hall (3) |
| FS | 49 | Ralph McGill (9)/ |
| | 43 | Windln Hall (5) |

## 1976

**Offense**

| | | |
|---|---|---|
| WR | 18 | Gene Washington (14) |
| LT | 77 | Jean Barrett (14) |
| LG | 65 | Steve Lawson (13) |
| C | 62 | Randy Cross (12)/ |
| | 67 | John Watson (4) |
| RG | 61 | Andy Maurer (8)/ |
| | 67 | John Watson (6) |
| RT | 79 | Cas Banaszek (8)/ |
| | 71 | Keith Fahnhorst (6) |
| TE | 84 | Tom Mitchell (14) |
| WR | 87 | Jim Lash (7)/ |
| | 81 | Willie McGee (6) |
| QB | 16 | Jim Plunkett (12) |
| RB | 24 | Delvin Williams (14) |
| RB | 40 | Wilbur Jackson (14) |

**Defense**

| | | |
|---|---|---|
| LE | 53 | Tommy Hart (14) |
| LT | 74 | Jimmy Webb (14) |
| RT | 72 | Cleveland Elam (14) |
| RE | 86 | Cedrick Hardman (11) |
| LLB | 52 | Skip Vanderbundt (14) |
| MLB | 57 | Frank Nunley (12) |
| RLB | 50 | Dave Washington (14) |
| LCB | 37 | Jim Johnson (13) |
| RCB | 44 | Bruce Taylor (13) |
| SS | 32 | Mel Phillips (13) |
| FS | 49 | Ralph McGill (10)/ |
| | 23 | Bruce Rhodes (3) |

## 1977

**Offense**

| | | |
|---|---|---|
| WR | 18 | Gene Washington (14) |
| LT | 77 | Jean Barrett (14) |
| LG | 65 | Steve Lawson (13) |
| C | 51 | Randy Cross (14) |
| RG | 69 | Woody Peoples (14) |
| RT | 71 | Keith Fahnhorst (14) |
| TE | 84 | Tom Mitchell (13) |
| WR | 83 | Kenny Harrison (10) |
| QB | 16 | Jim Plunkett (14) |
| RB | 40 | Wilbur Jackson (14) |
| RB | 24 | Delvin Williams (14) |

**Defense**

| | | |
|---|---|---|
| LE | 53 | Tommy Hart (14) |
| LT | 74 | Jimmy Webb (13) |
| RT | 72 | Cleveland Elam (14) |
| RE | 86 | Cedrick Hardman (14) |

| | | |
|---|---|---|
| LLB | 52 | Skip Vanderbundt (9)/ |
| | 59 | Willie Harper (5) |
| MLB | 55 | Bruce Elia (7)/ |
| | 52 | Skip Vanderbundt (5)/ |
| | 54 | Ed Bradley (2) |
| RLB | 50 | Dave Washington (10)/ |
| | 59 | Willie Harper (4) |
| LCB | 42 | Anthony Leonard (13) |
| RCB | 44 | Bruce Taylor (14) |
| SS | 32 | Mel Phillips (14) |
| FS | 49 | Ralph McGill (13) |

## 1978

**Offense**

| | | |
|---|---|---|
| WR | 84 | Elmo Boyd (7)/ |
| | 83 | Kenny Harrison (6)/ |
| | 80 | Terry LeCount (3) |
| LT | 67 | Ron Singleton (8)/ |
| | 68 | John Ayers (8) |
| LG | 65 | Ernie Hughes (11)/ |
| | 68 | John Ayers (4) |
| C | 51 | Randy Cross (9)/ |
| | 56 | Fred Quillan (7) |
| RG | 62 | Walt Downing (14) |
| RT | 71 | Keith Fahnhorst (15) |
| TE | 81 | Ken MacAfee (13) |
| WR | 88 | Freddie Solomon (14) |
| QB | 17 | Steve DeBerg (11)/ |
| | 19 | Scott Bull (5) |
| RB | 32 | O.J. Simpson (10)/ |
| | 36 | Paul Hofer (6) |
| RB | 33 | Greg Boykin (8)/ |
| | 38 | Bob Ferrell (8) |

**Defense**

| | | |
|---|---|---|
| LE | 78 | Archie Reese (12)/ |
| | 72 | Cleveland Elam (4) |
| LT | 74 | Jimmy Webb (16) |
| RT | 75 | Ed Galigher (15) |
| RE | 86 | Cedrick Hardman (16) |
| LLB | 50 | Joe Harris (16) |
| MLB | 57 | Dan Bunz (16) |
| RLB | 54 | Ed Bradley (15) |
| LCB | 42 | Anthony Leonard (10)/ |
| | 49 | Vern Roberson (4) |
| RCB | 22 | Eddie Lewis (16) |
| SS | 24 | Chuck Crist (9)/ |
| | 26 | Bob Jury (7) |
| FS | 49 | Vern Roberson (9)/ |
| | 24 | Chuck Crist (6) |

## 1979

**Offense**

| | | |
|---|---|---|
| WR | 88 | Freddie Solomon (8)/ |
| | 87 | Dwight Clark (4) |
| LT | 67 | Ron Singleton (15) |
| LG | 68 | John Ayers (16) |
| C | 56 | Fred Quillan (16) |
| RG | 51 | Randy Cross (16) |
| RT | 71 | Keith Fahnhorst (16) |
| TE | 81 | Ken MacAfee (12) |
| WR | 84 | Mike Shumann (14) |
| QB | 17 | Steve DeBerg (15) |
| RB | 32 | O.J. Simpson (8)/ |
| | 36 | Paul Hofer (7) |
| RB | 40 | Wilbur Jackson (15) |

**Defense**

| | | |
|---|---|---|
| LE | 78 | Archie Reese (16) |
| LT | 75 | Ted Vincent (15) |
| RT | 74 | Jimmy Webb (15) |
| RE | 86 | Cedrick Hardman (11)/ |
| | 76 | Dwaine Board (5) |
| LLB | 55 | Scott Hilton (6)/ |
| | 52 | Jeff McIntyre (3)/ |
| | 54 | Bob Martin (2)/ |
| | 50 | Ron Shumon (2) |
| MLB | 57 | Dan Bunz (12) |
| RLB | 59 | Willie Harper (16) |
| LCB | 28 | Charles Cornelius (14) |
| RCB | 29 | Gerard Williams (14) |
| SS | 30 | Tim Gray (15) |
| FS | 27 | Tony Dungy (7)/ |
| | 46 | Melvin Morgan (5)/ |
| | 22 | Dwight Hicks (4) |

## 1980

**Offense**

| | | |
|---|---|---|
| WR | 87 | Dwight Clark (12) |
| LT | 67 | Ron Singleton (15) |
| LG | 68 | John Ayers (16) |
| C | 56 | Fred Quillan (16) |
| RG | 51 | Randy Cross (16) |
| RT | 71 | Keith Fahnhorst (16) |
| TE | 86 | Charle Young (15) |
| WR | 88 | Freddie Solomon (12)/ |
| | 89 | James Owens (4) |
| QB | 17 | Steve DeBerg (9)/ |
| | 16 | Joe Montana (7) |
| RB | 36 | Paul Hofer (6)/ |
| | 47 | Don Woods (5)/ |
| | 35 | Lenvil Elliott (3) |
| RB | 49 | Earl Cooper (16) |

**Defense**

*4 – 3 alignment—*
*(Games 1 – 10, 13, 16)*

| | | |
|---|---|---|
| LE | 74 | Jimmy Webb (5)/ |
| | 79 | Jim Stuckey (5)/ |
| | 65 | Lawrence Pillers (2) |
| LT | 78 | Archie Reese (12) |
| RT | 75 | Ted Vincent (10)/ |
| | 65 | Lawrence Pillers (2) |
| RE | 74 | Jimmy Webb (6)/ |
| | 76 | Dwaine Board (3)/ |
| | 65 | Lawrence Pillers (2) |
| LLB | 59 | Willie Harper (9)/ |
| | 58 | Keena Turner (2) |
| MLB | 55 | Scott Hilton (6)/ |
| | 57 | Dan Bunz (6) |
| RLB | 52 | Bobby Leopold (12) |
| LCB | 46 | Melvin Morgan (5)/ |
| | 28 | Charles Cornelius (5)/ |
| | 29 | Gerard Williams (1)/ |
| | 26 | Ray Rhodes (1) |
| RCB | 44 | Charles Johnson (10)/ |
| | 26 | Ray Rhodes (2) |
| SS | 33 | Ricky Churchman (11)/ |
| | 26 | Ray Rhodes (1) |
| FS | 22 | Dwight Hicks (12) |

**Defense**

**switched to 3 – 4 alignment—*
*(Games 11, 12, 14, 15)*

| | | |
|---|---|---|
| LE | 79 | Jim Stuckey (4) |
| NT | 78 | Archie Reese (4) |
| RE | 65 | Lawrence Pillers (4) |
| LOLB | 59 | Willie Harper (2)/ |
| | 58 | Keena Turner (2) |
| LILB | 57 | Dan Bunz (4) |
| RILB | 50 | Terry Tautolo (3)/ |
| | 55 | Scott Hilton (1) |
| ROLB | 52 | Bobby Leopold (3)/ |
| | 50 | Terry Tautolo (1) |
| LCB | 26 | Ray Rhodes (3)/ |
| | 28 | Charles Cornelius (1) |
| RCB | 44 | Charles Johnson (4) |
| SS | 33 | Ricky Churchman (4) |
| FS | 22 | Dwight Hicks (4) |

## 1981

**Offense**

| | | |
|---|---|---|
| WR | 87 | Dwight Clark (16) |
| LT | 61 | Dan Audick (16) |
| LG | 68 | John Ayers (16) |
| C | 56 | Fred Quillan (16) |
| RG | 51 | Randy Cross (16) |
| RT | 71 | Keith Fahnhorst (16) |
| TE | 86 | Charle Young (16) |
| WR | 88 | Freddie Solomon (15) |
| QB | 16 | Joe Montana (16) |
| RB | 32 | Ricky Patton (16) |
| RB | 49 | Earl Cooper (11)/ |
| | 38 | Johnny Davis (4) |

**Defense**

*3 – 4 alignment—(14 games)*

| | | |
|---|---|---|
| LE | 79 | Jim Stuckey (13) |
| NT | 78 | Archie Reese (13) |
| RE | 76 | Dwaine Board (11) |
| LOLB | 59 | Willie Harper (13) |
| LILB | 57 | Dan Bunz (8)/ |
| | 64 | Jack Reynolds (4) |
| RILB | 64 | Jack Reynolds (9)/ |
| | 54 | Craig Puki (4) |
| ROLB | 58 | Keena Turner (13) |
| LCB | 42 | Ronnie Lott (13) |
| RCB | 21 | Eric Wright (13) |
| SS | 27 | Carlton Williamson (13) |
| FS | 22 | Dwight Hicks (13) |

**Defense**

*4 – 3 alignment—(Games 10, 16)*

| | | |
|---|---|---|
| LE | 79 | Jim Stuckey (3) |
| LT | 78 | Archie Reese (3) |
| RT | 65 | Lawrence Pillers (2)/ |
| | 76 | Dwaine Board (1) |
| RE | 74 | Jimmy Webb (3) |
| LLB | 64 | Jack Reynolds (2)/ |
| | 59 | Willie Harper (1) |
| MLB | 54 | Craig Puki (1)/ |
| | 52 | Bobby Leopold (1)/ |
| | 64 | Jack Reynolds (1) |
| RLB | 58 | Keena Turner (1)/ |
| | 59 | Willie Harper (1)/ |
| | 52 | Bobby Leopold (1) |
| LCB | 42 | Ronnie Lott (3) |
| RCB | 21 | Eric Wright (3) |
| SS | 27 | Carlton Williamson (3) |
| FS | 22 | Dwight Hicks (3) |

## 1982

**Offense**

| | | |
|---|---|---|
| WR | 87 | Dwight Clark (8) |
| LT | 78 | Lindsey Mason (8) |
| LG | 68 | John Ayers (8) |
| C | 56 | Fred Quillan (9) |
| RG | 51 | Randy Cross (8) |
| RT | 71 | Keith Fahnhorst (9 |
| TE | 86 | Charle Young (8) |
| WR | 88 | Freddie Solomon (6) |
| QB | 16 | Joe Montana (8) |
| RB | 25 | Jeff Moore (4)/ |
| | 30 | Bill Ring (1) |
| RB | 49 | Earl Cooper (5)/ |
| | 30 | Bill Ring (2) |

**Defense**

| | | |
|---|---|---|
| LE | 79 | Jim Stuckey (7)/ |
| | 65 | Lawrence Pillers (2) |
| NT | 67 | Pete Kugler (4)/ |
| | 75 | John Harty (4)/ |
| | 65 | Lawrence Pillers (1) |
| RE | 75 | John Harty (3)/ |
| | 65 | Lawrence Pillers (2)/ |
| | 76 | Dwaine Board (1)/ |
| | 79 | Jim Stuckey (1)/ |
| | 67 | Pete Kugler (1)/ |
| | 72 | Jeff Stover (1) |
| LOLB | 59 | Willie Harper (5)/ |
| | 53 | Milt McColl (2) |
| LILB | 64 | Jack Reynolds (8) |
| RILB | 55 | Bob Horn (6)/ |
| | 57 | Dan Bunz (2)/ |
| | 64 | Jack Reynolds (1) |
| ROLB | 58 | Keena Turner (9) |
| LCB | 42 | Ronnie Lott (9) |
| RCB | 21 | Eric Wright (7) |
| SS | 27 | Carlton Williamson (8) |
| FS | 22 | Dwight Hicks (9) |

## 1983

**Offense**

| | | |
|---|---|---|
| WR | 87 | Dwight Clark (12) |
| LT | 77 | Bubba Paris (16) |
| LG | 68 | John Ayers (16) |
| C | 56 | Fred Quillan (15) |
| RG | 51 | Randy Cross (15) |
| RT | 71 | Keith Fahnhorst (16) |
| TE | 81 | Russ Francis (14) |
| WR | 88 | Freddie Solomon (11) |
| QB | 16 | Joe Montana (16) |
| RB | 26 | Wendell Tyler (15) |
| RB | 33 | Roger Craig (12)/ |
| | 30 | Bill Ring (4) |

**Defense**

| | | |
|---|---|---|
| LE | 65 | Lawrence Pillers (13) |
| NT | 67 | Pete Kugler (16) |
| RE | 76 | Dwaine Board (13) |
| LOLB | 59 | Willie Harper (16) |
| LILB | 50 | Riki Ellison (14) |
| RILB | 64 | Jack Reynolds (13) |
| ROLB | 58 | Keena Turner (14) |
| LCB | 42 | Ronnie Lott (12) |
| RCB | 21 | Eric Wright (15) |
| SS | 27 | Carlton Williamson (8)/ |
| | 24 | Rick Gervais (5)/ |
| | 45 | Bobby Leopold (2) |
| FS | 22 | Dwight Hicks (15) |

## 1984

**Offense**

| | | |
|---|---|---|
| WR | 87 | Dwight Clark (15) |
| LT | 77 | Bubba Paris (15) |
| LG | 68 | John Ayers (16) |
| C | 56 | Fred Quillan (16) |
| RG | 51 | Randy Cross (16) |
| RT | 71 | Keith Fahnhorst (15) |
| TE | 89 | Earl Cooper (8)/ |
| | 81 | Russ Francis (7) |
| WR | 88 | Freddie Solomon (13) |
| QB | 16 | Joe Montana (15) |
| RB | 26 | Wendell Tyler (15) |
| RB | 33 | Roger Craig (16) |

**Defense**

| | | |
|---|---|---|
| LE | 79 | Jim Stuckey (7)/ |
| | 65 | Lawrence Pillers (7) |
| NT | 78 | Manu Tuiasosopo (16) |
| RE | 76 | Dwaine Board (16) |
| LOLB | 57 | Dan Bunz (16) |
| LILB | 50 | Riki Ellison (16) |
| RILB | 64 | Jack Reynolds (14) |
| ROLB | 58 | Keena Turner (16) |
| LCB | 42 | Ronnie Lott (8)/ |
| | 29 | Mario Clark (6)/ |
| | 22 | Dwight Hicks (1)/ |
| | 49 | Jeff Fuller (1) |
| RCB | 21 | Eric Wright (14)/ |
| | 42 | Ronnie Lott (2) |
| SS | 27 | Carlton Williamson (15) |
| FS | 22 | Dwight Hicks (15)/ |
| | 42 | Ronnie Lott (1) |

## 1985

**Offense**

| | | |
|---|---|---|
| WR | 87 | Dwight Clark (14) |
| LT | 77 | Bubba Paris (16) |
| LG | 68 | John Ayers (16) |
| C | 56 | Fred Quillan (16) |
| RG | 51 | Randy Cross (14)) |
| RT | 71 | Keith Fahnhorst (16) |
| TE | 81 | Russ Francis (15) |
| WR | 88 | Freddie Solomon (12)/ |
| | 80 | Jerry Rice (4) |
| QB | 16 | Joe Montana (15) |
| RB | 26 | Wendell Tyler (13) |
| RB | 33 | Roger Craig (15) |

**Defense**

| | | |
|---|---|---|
| LE | 72 | Jeff Stover (11)/ |
| | 75 | John Harty (4) |
| NT | 95 | Michael Carter (9)/ |
| | 78 | Manu Tuiasosopo (7) |
| RE | 76 | Dwaine Board (16) |
| LOLB | 90 | Todd Shell (12)/ |
| | 53 | Milt McColl (4) |
| LILB | 50 | Riki Ellison (16) |
| RILB | 99 | Michael Walter (13) |
| ROLB | 58 | Keena Turner (16) |
| LCB | 42 | Ronnie Lott (10)/ |
| | 22 | Dwight Hicks (6) |
| RCB | 21 | Eric Wright (16) |
| SS | 27 | Carlton Williamson (16) |
| FS | 22 | Dwight Hicks (10)/ |
| | 42 | Ronnie Lott (6) |

## 1986

**Offense**

| | | |
|---|---|---|
| WR | 87 | Dwight Clark (14) |
| LT | 77 | Bubba Paris (9)/ |
| | 69 | Bruce Collie (7) |
| LG | 68 | John Ayers (14) |
| C | 56 | Fred Quillan (16) |
| RG | 51 | Randy Cross (16) |
| RT | 71 | Keith Fahnhorst (16) |
| TE | 81 | Russ Francis (14) |
| WR | 80 | Jerry Rice (15) |
| QB | 16 | Joe Montana (8)/ |

| | | |
|---|---|---|
| | 9 | Jeff Kemp (6) |
| RB | 28 | Joe Cribbs (10) |
| RB | 33 | Roger Craig (15) |
| **Defense** | | |
| LE | 72 | Jeff Stover (6)/ |
| | 75 | John Harty (5)/ |
| | 78 | Manu Tuiasosopo (3)/ |
| | 76 | Dwaine Board (2) |
| NT | 95 | Michael Carter (13)/ |
| | 78 | Manu Tuiasosopo (3) |
| RE | 76 | Dwaine Board (12) |
| LOLB | 53 | Milt McColl (16) |
| LILB | 50 | Riki Ellison (16) |
| RILB | 55 | Jim Fahnhorst (15) |
| ROLB | 58 | Keena Turner (16) |
| LCB | 22 | Tim McKyer (16) |
| RCB | 29 | Don Griffin (15) |
| SS | 27 | Carlton Williamson (16) |
| FS | 42 | Ronnie Lott (14) |

## 1987

**Offense**

| | | |
|---|---|---|
| WR | 85 | Michael Wilson (8)/ |
| | 87 | Dwight Clark (3)/ |
| | 82 | John Taylor (2) |
| LT | 77 | Bubba Paris (10) |
| LG | 61 | Jesse Sapolu (9)/ |
| | 62 | Guy McIntyre (3) |
| C | 51 | Randy Cross (8)/ |
| | 56 | Fred Quillan (4) |
| RG | 69 | Bruce Collie (8)/ |
| | 51 | Randy Cross (4) |
| RT | 79 | Harris Barton (9)/ |
| | 71 | Keith Fahnhorst (3) |
| TE | 81 | Russ Francis (7)/ |
| | 86 | John Frank (5) |
| WR | 80 | Jerry Rice (11) |
| QB | 16 | Joe Montana (11) |
| RB | 33 | Roger Craig (9)/ |
| | 28 | Joe Cribbs (3) |
| RB | 44 | Tom Rathman (7)/ |
| | 33 | Roger Craig (5) |

**Defense**

| | | |
|---|---|---|
| LE | 67 | Pete Kugler (7)/ |
| | 72 | Jeff Stover (5) |
| NT | 95 | Michael Carter (12) |
| RE | 76 | Dwaine Board (10) |
| LOLB | 53 | Milt McColl (11) |
| LILB | 50 | Riki Ellison (12) |
| RILB | 99 | Michael Walter (12) |
| ROLB | 58 | Keena Turner (10)/ |
| | 90 | Todd Shell (2) |
| LCB | 22 | Tim McKyer (10)/ |
| | 29 | Don Griffin (2) |
| RCB | 29 | Don Griffin (10) |
| SS | 49 | Jeff Fuller (10) |
| FS | 42 | Ronnie Lott (12) |

## 1988

**Offense**

| | | |
|---|---|---|
| WR | 85 | Michael Wilson (10)/ |
| | 81 | Wes Chandler (4)/ |
| | 82 | John Taylor (2) |
| LT | 74 | Steve Wallace (16) |
| LG | 61 | Jesse Sapolu (16) |
| C | 51 | Randy Cross (16) |
| RG | 62 | Guy McIntyre (12)/ |
| | 69 | Bruce Collie (4) |
| RT | 79 | Harris Barton (15) |
| TE | 89 | Ron Heller (9)/ |
| | 86 | John Frank (6) |
| WR | 80 | Jerry Rice (16) |
| QB | 16 | Joe Montana (13) |
| RB | 33 | Roger Craig (15) |
| RB | 44 | Tom Rathman (16) |

**Defense**

*3 – 4 alignment*

| | | |
|---|---|---|
| LE | 91 | Larry Roberts (14) |
| NT | 95 | Michael Carter (14) |
| RE | 75 | Kevin Fagan (13) |
| LOLB | 94 | Charles Haley (14) |
| LILB | 50 | Riki Ellison (12) |
| RILB | 99 | Michael Walter (14) |
| ROLB | 58 | Keena Turner (7)/ |
| | 53 | Bill Romanowski (7) |
| LCB | 22 | Tim McKyer (14) |
| RCB | 21 | Eric Wright (9)/ |
| | 29 | Don Griffin (5) |
| SS | 49 | Jeff Fuller (14) |
| FS | 42 | Ronnie Lott (12) |

**Defense**

*4 – 3 alignment—(Games 4, 14)*

| | | |
|---|---|---|
| LE | 91 | Larry Roberts (2) |
| LT | 95 | Michael Carter (2) |
| RT | 92 | Kevin Lilly (1)/ |
| | 67 | Pete Kugler (1) |
| RE | 96 | Daniel Stubbs (1)/ |
| | 75 | Kevin Fagan (1) |
| ILB | 58 | Keena Turner (1)/ |
| | 55 | Jim Fahnhorst (1) |
| ILB | 50 | Riki Ellison (1)/ |
| | 99 | Michael Walter (1) |
| RLB | 99 | Michael Walter (1)/ |
| | 53 | Bill Romanowski (1) |
| LCB | 22 | Tim McKyer (2) |
| RCB | 29 | Don Griffin (1)/ |
| | 21 | Eric Wright (1) |
| SS | 49 | Jeff Fuller (2) |
| FS | 46 | Tom Holmoe (2) |

## 1989

**Offense**

| | | |
|---|---|---|
| WR | 82 | John Taylor (15)/ |
| | 85 | Michael Wilson (1) |
| LT | 77 | Bubba Paris (16) |
| LG | 62 | Guy McIntyre (14) |
| C | 61 | Jesse Sapolu (16) |
| RG | 69 | Bruce Collie (14) |
| RT | 79 | Harris Barton (15) |
| TE | 84 | Brent Jones (16) |
| WR | 80 | Jerry Rice (16) |
| QB | 16 | Joe Montana (13) |
| RB | 33 | Roger Craig (16) |
| RB | 44 | Tom Rathman (16) |

**Defense**

| | | |
|---|---|---|
| LE | 78 | Pierce Holt (10)/ |
| | 91 | Larry Roberts (5)/ |
| NT | 95 | Michael Carter (8)/ |
| | 67 | Pete Kugler (5) |
| RE | 75 | Kevin Fagan (15) |
| LOLB | 94 | Charles Haley (16) |
| LILB | 54 | Matt Millen (9)/ |
| | 55 | Jim Fahnhorst (7) |
| RILB | 99 | Michael Walter (16) |
| ROLB | 58 | Keena Turner (12)/ |
| | 53 | Bill Romanowski (4) |
| LCB | 26 | Darryl Pollard (14) |
| RCB | 29 | Don Griffin (16) |
| SS | 31 | Chet Brooks (16) |
| FS | 42 | Ronnie Lott (9)/ |
| | 49 | Jeff Fuller (5) |

## 1990

**Offense**

| | | |
|---|---|---|
| WR | 82 | John Taylor (14) |
| LT | 77 | Bubba Paris (16) |
| LG | 62 | Guy McIntyre (16) |
| C | 61 | Jesse Sapolu (16) |
| RG | 79 | Harris Barton (16) |
| RT | 74 | Steve Wallace (16) |
| TE | 84 | Brent Jones (16) |
| WR | 80 | Jerry Rice (16) |
| QB | 16 | Joe Montana (15) |
| RB | 33 | Roger Craig (12)/ |
| | 35 | Dexter Carter (4) |
| RB | 44 | Tom Rathman (16) |

**Defense**

| | | |
|---|---|---|
| LE | 78 | Pierce Holt (16) |
| NT | 95 | Michael Carter (13)/ |
| | 64 | Jim Burt (3) |
| RE | 75 | Kevin Fagan (16) |
| LOLB | 94 | Charles Haley (16) |
| LILB | 54 | Matt Millen (16) |
| RILB | 59 | Keith DeLong (13)/ |
| | 99 | Michael Walter (3) |
| ROLB | 53 | Bill Romanowski (16) |
| LCB | 26 | Darryl Pollard (16) |
| RCB | 29 | Don Griffin (16) |
| SS | 31 | Chet Brooks (8)/ |
| | 43 | Dave Waymer (5)/ |
| | 40 | Johnnie Jackson (3) |
| FS | 42 | Ronnie Lott (9)/ |
| | 43 | Dave Waymer (6) |

## 1991

**Offense**

| | | |
|---|---|---|
| WR | 82 | John Taylor (16) |
| LT | 74 | Steve Wallace (16) |
| LG | 62 | Guy McIntyre (16) |
| C | 61 | Jesse Sapolu (16) |
| RG | 67 | Roy Foster (16) |
| RT | 79 | Harris Barton (16) |
| TE | 84 | Brent Jones (9)/ |
| | 81 | Jamie Williams (7) |
| WR | 80 | Jerry Rice (16) |
| QB | 8 | Steve Young (10)/ |
| | 13 | Steve Bono (6) |
| RB | 35 | Dexter Carter (12)/ |
| | 30 | Keith Henderson (4) |
| RB | 44 | Tom Rathman (16) |

**Defense**

| | | |
|---|---|---|
| LE | 78 | Pierce Holt (11)/ |
| | 96 | Dennis Brown (4) |
| NT | 95 | Michael Carter (13) |
| RE | 91 | Larry Roberts (9)/ |
| | 75 | Kevin Fagan (7) |
| LOLB | 94 | Charles Haley (14) |
| LILB | 59 | Keith DeLong (13) |
| RILB | 99 | Michael Walter (11)/ |
| | 90 | Darin Jordan (3) |
| ROLB | 53 | Bill Romanowski (14) |
| LCB | 36 | Merton Hanks (7)/ |
| | 27 | Mark Lee (4)/ |
| | 45 | Kevin Lewis (3)/ |
| | 25 | Eric Davis (2) |
| RCB | 29 | Don Griffin (16) |
| SS | 43 | Dave Waymer (15) |
| FS | 22 | Todd Bowles (14) |

## 1992

**Offense**

| | | |
|---|---|---|
| WR | 82 | John Taylor (8)/ |
| | 88 | Mike Sherrard (8) |
| LT | 74 | Steve Wallace (16) |
| LG | 62 | Guy McIntyre (16) |
| C | 61 | Jesse Sapolu (16) |
| RG | 67 | Roy Foster (16) |
| RT | 79 | Harris Barton (14) |
| TE | 84 | Brent Jones (15) |
| WR | 80 | Jerry Rice (16) |
| QB | 8 | Steve Young (16) |
| RB | 32 | Ricky Watters (13) |
| RB | 44 | Tom Rathman (15) |

**Defense**

| | | |
|---|---|---|
| LE | 78 | Pierce Holt (15) |
| NT | 95 | Michael Carter (11)/ |
| | 97 | Ted Washington (4) |
| RE | 75 | Kevin Fagan (11)/ |
| | 96 | Dennis Brown (3)/ |
| | 97 | Ted Washington (2) |
| LOLB | 92 | Tim Harris (14) |
| LILB | 59 | Keith DeLong (9)/ |
| | 53 | Bill Romanowski (3)/ |
| | 99 | Michael Walter (2) |
| RILB | 99 | Michael Walter (11)/ |
| | 53 | Bill Romanowski (2) |
| ROLB | 53 | Bill Romanowski (11) |
| LCB | 25 | Eric Davis (16) |
| RCB | 29 | Don Griffin (16) |
| SS | 41 | David Whitmore (11)/ |
| | 31 | Thane Gash (3)/ |
| | 36 | Merton Hanks (2) |
| FS | 28 | Dana Hall (15)/ |
| | 40 | Johnnie Jackson (1) |

## 1993

**Offense**

| | | |
|---|---|---|
| WR | 82 | John Taylor (16) |
| LT | 74 | Steve Wallace (15) |
| LG | 62 | Guy McIntyre (16) |
| C | 61 | Jesse Sapolu (16) |
| RG | 64 | Ralph Tamm (16) |
| RT | 79 | Harris Barton (15) |
| TE | 84 | Brent Jones (16) |
| WR | 80 | Jerry Rice (16) |
| QB | 8 | Steve Young (16) |
| RB | 32 | Ricky Watters (13) |
| RB | 43 | Marc Logan (11)/ |
| | 44 | Tom Rathman (4) |

**Defense**

*3–4 alignment—(Games 1–5, 12)*

| | | |
|---|---|---|
| LE | 96 | Dennis Brown (5) |
| NT | 94 | Dana Stubblefield (4)/ |
| | 97 | Ted Washington (2) |
| RE | 97 | Ted Washington (2)/ |
| | 96 | Dennis Brown* (1)/ |
| | 95 | Artie Smith (2)/ |
| | 75 | Kevin Fagan (1) |
| LOLB | 58 | Todd Kelly (5)/ |
| | 72 | Mark Thomas (1) |
| LILB | 59 | Keith DeLong (2)/ |
| | 99 | Mike Walter (3)/ |
| | 36 | Merton Hanks* (1) |
| RILB | 53 | Bill Romanowski (6) |
| ROLB | 55 | John Johnson (4)/ |
| | 98 | Antonio Goss (1)/ |
| LCB | 25 | Eric Davis (6) |
| RCB | 29 | Don Griffin (4)/ |
| | 26 | Mike McGruder (2) |
| SS | 46 | Tim McDonald (6) |
| FS | 28 | Dana Hall (3)/ |
| | 36 | Merton Hanks (3) |

*18–Oct–changed to 4–3 alignment—(Games 6–11, 13–16)*

| | | |
|---|---|---|
| LE | 96 | Dennis Brown (8)/ |
| | 95 | Artie Smith (1)/ |
| | 92 | Troy Wilson (1) |
| LT | 94 | Dana Stubblefield (9)/ |
| | 97 | Ted Washington (1) |
| RT | 97 | Ted Washington (7)/ |
| | 96 | Dennis Brown (2)/ |
| | 95 | Artie Smith (1) |
| RE | 75 | Kevin Fagan (6)/ |
| | 95 | Artie Smith (3)/ |
| | 92 | Troy Wilson (1) |
| LLB | 55 | John Johnson (4)/ |
| | 53 | Bill Romanowski (4)/ |
| | 99 | Mike Walter (1)/ |
| | 59 | Keith DeLong (1) |
| MLB | 99 | Mike Walter (6)/ |
| | 53 | Bill Romanowski (2)/ |
| | 52 | Larry Kelm (1)/ |
| RLB | 53 | Bill Romanowski (5)/ |
| | 55 | John Johnson (3)/ |
| LCB | 25 | Eric Davis (10) |
| RCB | 29 | Don Griffin (8)/ |
| | 36 | Merton Hanks (2) |
| SS | 46 | Tim McDonald (10) |
| FS | 36 | Merton Hanks (8)/ |
| | 28 | Dana Hall (2) |

## 1994

**Offense**

| | | |
|---|---|---|
| WR | 82 | John Taylor (15)/ |
| | 88 | Nate Singleton (1) |
| LT | 74 | Steve Wallace (16) |
| LG | 61 | Jesse Sapolu (13) |
| C | 66 | Bart Oates (15) |
| RG | 63 | Derrick Deese (15) |
| RT | 79 | Harris Barton (9)/ |
| | 65 | Harry Boatswain (4)/ |
| | 75 | Frank Pollack (3) |
| TE | 84 | Brent Jones (15) |
| WR | 80 | Jerry Rice (16) |
| QB | 8 | Steve Young (16) |
| RB | 32 | Ricky Watters (16) |
| RB | 40 | William Floyd (11)/ |
| | 43 | Marc Logan (5) |

**Defense**

| | | |
|---|---|---|
| LE | 96 | Dennis Brown (14) |
| LT | 97 | Bryant Young (16) |
| RT | 94 | Dana Stubblefield (14) |
| RE | 57 | Rickey Jackson (14) |
| LILB | 54 | Lee Woodall (13) |
| RILB | 50 | Gary Plummer (16) |
| ROLB | 51 | Ken Norton, Jr. (16) |
| LCB | 25 | Eric Davis (16) |
| RCB | 21 | Deion Sanders (12)/ |
| | 36 | Merton Hanks (4) |
| SS | 46 | Tim McDonald (16) |

| | | |
|---|---|---|
| FS | 36 | Merton Hanks (11)/ |
| | 28 | Dana Hall (5) |

## 1995

**Offense**

| | | |
|---|---|---|
| WR | 82 | John Taylor (12)/ |
| LT | 74 | Steve Wallace (12)/ |
| | 76 | Kirk Scrafford (4) |
| LG | 61 | Jesse Sapolu (14)/ |
| | 76 | Kirk Scrafford (2) |
| C | 66 | Bart Oates (14)/ |
| | 61 | Jesse Sapolu (2) |
| RG | 69 | Rod Milstead (12) |
| RT | 79 | Harris Barton (12)/ |
| | 76 | Kirk Scrafford (4) |
| TE | 84 | Brent Jones (16) |
| WR | 80 | Jerry Rice (16) |
| QB | 8 | Steve Young (11)/ |
| | 18 | Elvis Grbac (5) |
| RB | 20 | Derek Loville (16) |
| RB | 40 | William Floyd (8)/ |
| | 27 | Adam Walker (7)/ |

**Defense**

| | | |
|---|---|---|
| LE | 96 | Dennis Brown (16) |
| LT | 97 | Bryant Young (12) |
| RT | 94 | Dana Stubblefield (16) |
| RE | 57 | Rickey Jackson (16) |
| LILB | 54 | Lee Woodall (16) |
| RILB | 51 | Ken Norton, Jr. (16) |
| ROLB | 50 | Gary Plummer (14) |
| LCB | 25 | Eric Davis (15) |
| RCB | 23 | Marquez Pope (16) |
| SS | 46 | Tim McDonald (16) |
| FS | 36 | Merton Hanks (16) |

## 1996

**Offense**

| | | |
|---|---|---|
| WR | 81 | Terrell Owens (10)/ |
| | 83 | J.J. Stokes (6) |
| LT | 74 | Steve Wallace (16) |
| LG | 65 | Ray Brown (16) |
| C | 61 | Jesse Sapolu (16) |
| RG | 67 | Chris Dalman (16) |
| RT | 79 | Harris Barton (13)/ |
| | 75 | Frank Pollack (2)/ |
| TE | 84 | Brent Jones (10)/ |
| | 85 | Ted Popson (6) |
| WR | 80 | Jerry Rice (16) |
| QB | 8 | Steve Young (13)/ |
| | 18 | Elvis Grbac (3) |
| RB | 41 | Terry Kirby (9)/ |
| | 20 | Derek Loville (7) |
| RB | 40 | William Floyd (9)/ |
| | 44 | Tommy Vardell (6)/ |
| | 29 | Anthony Lynn (1) |

**Defense**

| | | |
|---|---|---|
| LE | 92 | Roy Barker (16) |
| LT | 97 | Bryant Young (16) |
| RT | 94 | Dana Stubblefield (16) |
| RE | 56 | Chris Doleman (16) |
| LILB | 54 | Lee Woodall (14)/ |
| | 51 | Ken Norton, Jr. (2) |
| RILB | 51 | Ken Norton, Jr. (13)/ |
| ROLB | 50 | Gary Plummer (10)/ |
| | 55 | Kevin Mitchell (3)/ |
| LCB | 22 | Tyronne Drakeford (16) |
| RCB | 23 | Marquez Pope (16) |
| SS | 46 | Tim McDonald (16) |
| FS | 36 | Merton Hanks (16) |

## 1997

**Offense**

| | | |
|---|---|---|
| WR | 83 | J.J. Stokes (16) |
| LT | 63 | Derrick Deese (13) |
| LG | 65 | Ray Brown (16) |
| C | 67 | Chris Dalman (13) |
| RG | 66 | Kevin Gogan (16) |
| RT | 76 | Kirk Scrafford (16) |
| TE | 84 | Brent Jones (12)/ |
| | 85 | Greg Clark (4) |
| WR | 81 | Terrell Owens (15)/ |
| | 80 | Jerry Rice (1) |
| QB | 8 | Steve Young (15) |
| RB | 20 | Garrison Hearst (13)/ |
| | 41 | Terry Kirby (3) |
| RB | 40 | William Floyd (15) |

**Defense**

| | | |
|---|---|---|
| LE | 92 | Roy Barker (14) |
| LT | 97 | Bryant Young (11)/ |
| | 90 | Junior Bryant (4) |
| RT | 94 | Dana Stubblefield (16) |
| RE | 56 | Chris Doleman (16) |
| LILB | 54 | Lee Woodall (16) |
| RILB | 50 | Gary Plummer (16) |
| ROLB | 51 | Ken Norton, Jr. (16) |
| LCB | 26 | Rod Woodson (14) |
| RCB | 38 | Darnell Walker (11)/ |
| | 23 | Marquez Pope (5) |
| SS | 46 | Tim McDonald (15) |
| FS | 36 | Merton Hanks (16) |

## 1998

**Offense**

| | | |
|---|---|---|
| WR | 83 | J.J. Stokes (12)/ |
| | 81 | Terrell Owens (4) |
| LT | 63 | Derrick Deese (8)/ |
| | 72 | Jamie Brown (5)/ |
| | 74 | Dave Fiore (3) |
| LG | 65 | Ray Brown (16) |
| C | 67 | Chris Dalman (15) |
| RG | 66 | Kevin Gogan (16) |
| RT | 63 | Derrick Deese (8)/ |
| | 76 | Kirk Scrafford (8) |
| TE | 85 | Greg Clark (9)/ |
| | 82 | Irv Smith (7) |
| WR | 80 | Jerry Rice (16) |
| QB | 8 | Steve Young (15) |
| RB | 20 | Garrison Hearst (16) |
| RB | 44 | Marc Edwards (12) |

**Defense**

| | | |
|---|---|---|
| LE | 92 | Roy Barker (16) |
| LT | 97 | Bryant Young (12)/ |
| | 98 | Gabe Wilkins (4) |
| RT | 90 | Junior Bryant (16) |
| RE | 56 | Chris Doleman (16) |
| LILB | 54 | Lee Woodall (15) |
| RILB | 55 | Winfred Tubbs (15) |
| ROLB | 51 | Ken Norton, Jr. (16) |
| LCB | 38 | Darnell Walker (10)/ |
| | 43 | Antonio Langham (6) |
| RCB | 21 | R.W. McQuarters (7)/ |
| | 38 | Darnell Walker (6)/ |
| | 23 | Marquez Pope (3) |
| SS | 46 | Tim McDonald (16) |
| FS | 36 | Merton Hanks (16) |

## 1999

**Offense**

| | | |
|---|---|---|
| WR | 81 | Terrell Owens (12)/ |
| | 83 | J.J. Stokes (4) |
| LT | 74 | Dave Fiore (16) |
| LG | 65 | Ray Brown (16) |
| C | 67 | Chris Dalman (15) |
| RG | 62 | Jeremy Newberry (14)/ |
| | 63 | Derrick Deese (2) |
| RT | 63 | Derrick Deese (14)/ |
| | 62 | Jeremy Newberry (2) |
| TE | 85 | Greg Clark (11) |
| WR | 80 | Jerry Rice (16) |
| QB | 5 | Jeff Garcia (10)/ |
| | 18 | Steve Stenstrom (3)/ |
| | 8 | Steve Young (3) |
| RB | 25 | Charlie Garner (15) |
| RB | 40 | Fred Beasley (11)/ |
| | 44 | Tommy Vardell (4) |

**Defense**

| | | |
|---|---|---|
| LE | 96 | Jeff Posey (6)/ |
| | 90 | Junior Bryant (5)/ |
| | 95 | Marvin Washington (5) |
| LT | 97 | Bryant Young (16) |
| RT | 90 | Junior Bryant (11)/ |
| | 99 | Brentson Buckner (5) |
| RE | 98 | Gabe Wilkins (15) |
| LILB | 54 | Lee Woodall (16) |
| RILB | 55 | Winfred Tubbs (15) |
| ROLB | 51 | Ken Norton, Jr. (16) |
| LCB | 38 | Darnell Walker (8)/ |
| | 21 | R.W. McQuarters (4) |
| RCB | 35 | Ramos McDonald (7)/ |
| | 29 | Mark McMillian (6) |
| SS | 46 | Tim McDonald (16) |
| FS | 30 | Lance Schulters (13) |

## 2000

**Offense**

| | | |
|---|---|---|
| WR | 81 | Terrell Owens (13) |
| LT | 63 | Derrick Deese (13) |
| LG | 65 | Ray Brown (16) |
| C | 62 | Jeremy Newberry (16) |
| RG | 74 | Dave Fiore (15) |
| RT | 78 | Scott Gragg (16) |
| TE | 85 | Greg Clark (15) |
| WR | 80 | Jerry Rice (16) |
| QB | 5 | Jeff Garcia (16) |
| RB | 25 | Charlie Garner (15) |
| FB | 40 | Fred Beasley (15) |

**Defense**

| | | |
|---|---|---|
| LE | 94 | Anthony Pleasant (16) |
| LT | 97 | Bryant Young (15) |
| RT | 99 | Brentson Buckner (16) |
| RE | 95 | John Engelberger (13)/ |
| | 90 | Junior Bryant (3) |
| LOLB | 96 | Jeff Posey (9)/ |
| | 98 | Julian Peterson (7) |
| LILB | 51 | Ken Norton, Jr. (15) |
| RILB | 55 | Winfred Tubbs (14)/ |
| LCB | 29 | Ahmed Plummer (14) |
| RCB | 36 | Jason Webster (11) |
| SS | 30 | Lance Schulters (8)/ |
| | 28 | John Keith (3)/ |
| | 38 | Ronnie Heard (3) |
| FS | 23 | Pierson Prioleau (5)/ |
| | 31 | Zack Bronson (6) |
| | 30 | Lance Schulters (4) |

## 2001

**Offense**

| | | |
|---|---|---|
| WR | 81 | Terrell Owens (16) |
| LT | 63 | Derrick Deese (16) |
| LG | 65 | Ray Brown (16) |
| C | 62 | Jeremy Newberry (15) |
| RG | 74 | Dave Fiore (16) |
| RT | 78 | Scott Gragg (16) |
| TE | 82 | Eric Johnson (14) |
| WR | 83 | J.J. Stokes (16) |
| QB | 5 | Jeff Garcia (16) |
| RB | 20 | Garrison Hearst (16) |
| FB | 40 | Fred Beasley (12) |

**Defense**

| | | |
|---|---|---|
| LE | 96 | Andre Carter (15) |
| LT | 97 | Bryant Young (16) |
| RT | 94 | Dana Stubblefield (16) |
| RE | 95 | John Engelberger (14) |
| LOLB | 98 | Julian Peterson (14) |
| LILB | 50 | Derek Smith (14) |
| RILB | 53 | Jeff Ulbrich (14) |
| LCB | 29 | Ahmed Plummer (15) |
| RCB | 36 | Jason Webster (16) |
| SS | 30 | Lance Schulters (16) |
| FS | 31 | Zack Bronson (16) |

## 2002

**Offense**

| | | |
|---|---|---|
| WR | 81 | Terrell Owens (14) |
| LT | 63 | Derrick Deese (14) |
| LG | 66 | Eric Heitmann (12)/ |
| | 74 | Dave Fiore (3) |
| C | 62 | Jeremy Newberry (16) |
| RG | 65 | Ron Stone (15) |
| RT | 78 | Scott Gragg (16) |
| TE | 82 | Eric Johnson (10)/ |
| | 88 | Justin Swift (4) |
| WR | 89 | Tai Streets (14)/ |
| | 83 | J.J. Stokes (8) |
| QB | 5 | Jeff Garcia (16) |
| RB | 20 | Garrison Hearst (16) |
| FB | 40 | Fred Beasley (14) |

**Defense**

| | | |
|---|---|---|
| LE | 96 | Andre Carter (16) |
| LT | 97 | Bryant Young (16) |
| RT | 94 | Dana Stubblefield (15) |
| RE | 91 | Chike Okeafor (16) |
| LOLB | 98 | Julian Peterson (16) |
| LILB | 50 | Derek Smith (16) |
| RILB | 53 | Jeff Ulbrich (13)/ |
| | 55 | Jamie Winborn (3) |
| LCB | 29 | Ahmed Plummer (15) |
| RCB | 36 | Jason Webster (16) |
| SS | 33 | Tony Parrish (11) |
| FS | 38 | Ronnie Heard (6)/ |
| | 31 | Zack Bronson (5)/ |
| | 33 | Tony Parrish (5) |

## 2003

**Offense**

| | | |
|---|---|---|
| WR | 81 | Terrell Owens (15) |
| LT | 63 | Derrick Deese (11)/ |
| | 77 | Kwame Harris (5) |
| LG | 66 | Eric Heitmann (8)/ |
| | 69 | Kyle Kosier (7) |
| C | 62 | Jeremy Newberry (16) |
| RG | 65 | Ron Stone (13)/ |
| | 69 | Kyle Kosier (2) |
| RT | 78 | Scott Gragg (14)/ |
| | 69 | Kyle Kosier (2) |
| TE | 88 | Jed Weaver (15) |
| WR | 89 | Tai Streets (16) |
| QB | 5 | Jeff Garcia (13)/ |
| | 13 | Tim Rattay (3) |
| RB | 20 | Garrison Hearst (12)/ |
| | 32 | Kevan Barlow (4) |
| FB | 40 | Fred Beasley (11) |

**Defense**

| | | |
|---|---|---|
| LE | 95 | John Engelberger (15) |
| LT | 97 | Bryant Young (16) |
| RT | 90 | Travis Kirschke (15) |
| RE | 96 | Andre Carter (16) |
| LOLB | 98 | Julian Peterson (16) |
| LILB | 50 | Derek Smith (16) |
| RILB | 53 | Jeff Ulbrich (15) |
| LCB | 29 | Ahmed Plummer (14) |
| RCB | 24 | Mike Rumph (13) |
| SS | 33 | Tony Parrish (16) |
| FS | 31 | Zack Bronson (12) |

## 2004

**Offense**

| | | |
|---|---|---|
| WR | 84 | Cedrick Wilson (15) |
| LT | 69 | Kyle Kosier (9)/ |
| | 77 | Kwame Harris (7) |
| LG | 66 | Eric Heitmann (16) |
| C | 52 | Brock Gutierrez (15) |
| RG | 65 | Justin Smiley (9)/ |
| | 69 | Kyle Kosier (7) |
| RT | 78 | Scott Gragg (16) |
| TE | 82 | Eric Johnson (14) |
| WR | 85 | Brandon Lloyd (13) |
| QB | 13 | Tim Rattay (9)/ |
| | 7 | Ken Dorsey (7) |
| RB | 32 | Kevin Barlow (14) |
| FB | 40 | Fred Beasley (10) |

**Defense**

| | | |
|---|---|---|
| LE | 95 | John Engelberger (15) |
| LT | 91 | Anthony Adams (12) |
| RT | 97 | Bryant Young (16) |
| RE | 96 | Andre Carter (6)/ |
| | 94 | Brandon Whiting (5)/ |
| | 92 | Tony Brown (4) |
| LOLB | 53 | Jeff Ulbrich (14) |
| LILB | 50 | Derek Smith (14) |
| RILB | 55 | Jamie Winborn (10) |
| LCB | 29 | Ahmed Plummer (6)/ |
| | 23 | Jimmy Williams (6) |
| RCB | 36 | Shawntae Spencer (12) |
| SS | 33 | Tony Parrish (16) |
| FS | 38 | Ronnie Heard (14) |

## 2005

**Offense**

| | | |
|---|---|---|
| WR | 83 | Arnaz Battle (8)/ |
| | 84 | Johnnie Morton (7)/ |
| LT | 68 | Adam Snyder (7)/ |
| | 67 | Anthony Clement (6)/ |
| | 75 | Jonas Jennings (3) |
| LG | 65 | Justin Smiley (16) |
| C | 52 | Jeremy Newberry (10)/ |
| | 66 | Eric Heitmann (6) |
| RG | 66 | Eric Heitmann (10)/ |
| | 64 | David Baas (5) |

| | | |
|---|---|---|
| RT | 77 | Kwame Harris (16) |
| TE | 49 | Terry Jones (5)/ |
| | 47 | Billy Bajema (5) |
| WR | 85 | Brandon Lloyd (15) |
| QB | 11 | Alex Smith (7)/ |
| | 13 | Tim Rattay (4) |
| RB | 32 | Kevin Barlow (12) |
| FB | 40 | Fred Beasley (7) |
| **Defense** | | |
| LE | 97 | Bryant Young (13) |
| NT | 91 | Anthony Adams (15) |
| RE | 94 | Marques Douglas (15) |
| LOLB | 98 | Julian Peterson (15) |
| LILB | 56 | Brandon Moore (8)/ |
| | 50 | Derek Smith (5) |
| RILB | 50 | Derek Smith (11)/ |
| | 53 | Jeff Ulbrich (5) |
| ROLB | 96 | Andre Carter (13) |
| LCB | 26 | Bruce Thornton (11) |
| RCB | 36 | Shawntae Spencer (14) |
| SS | 33 | Tony Parrish (9)/ |
| | 38 | Ben Emanuel (7) |
| FS | 20 | Mike Adams (9) |

## 2006

**Offense**

| | | |
|---|---|---|
| WR | 83 | Arnaz Battle (15) |
| LT | 75 | Jonas Jennings (13) |
| LG | 71 | Larry Allen (11) |
| C | 66 | Eric Heitmann (14) |
| RG | 65 | Justin Smiley (16) |
| RT | 77 | Kwame Harris (16) |
| TE | 85 | Vernon Davis (8)/ |
| | 47 | Billy Bajema (6) |
| WR | 81 | Antonio Bryant (11) |
| QB | 11 | Alex Smith (16) |
| RB | 21 | Frank Gore (16) |
| FB | 40 | Moran Norris (7) |
| **Defense** | | |
| LE | 97 | Bryant Young (16) |
| DT | 93 | Ron Fields (9) |
| DT | 91 | Anthony Adams (5) |
| DE | 94 | Marques Douglas (16) |
| RE | 96 | Melvin Oliver (14) |
| LB | 56 | Brandon Moore (11) |
| LB | 50 | Derek Smith (12) |
| LB | 99 | Manny Lawson (11) |
| LCB | 36 | Shawntae Spencer (13) |
| RCB | 27 | Walt Harris (15) |
| SS | 26 | Mark Roman (11)/ |
| | 33 | Tony Parrish (5) |
| FS | 28 | Keith Lewis (9)/ |
| | 20 | Mike Adams (8) |

## 2007

**Offense**

| | | |
|---|---|---|
| WR | 83 | Arnaz Battle (15) |
| LT | 68 | Adam Snyder (11)/ |
| | 75 | Jonas Jennings (5) |
| LG | 71 | Larry Allen (16) |
| C | 66 | Eric Heitmann (16) |
| RG | 65 | Justin Smiley (8)/ |
| | 64 | David Baas (8) |
| RT | 74 | Joe Staley (16) |
| TE | 85 | Vernon Davis (14) |
| WR | 82 | Darrell Jackson (15) |
| QB | 11 | Alex Smith (7)/ |
| | 12 | Trent Dilfer (6) |
| RB | 21 | Frank Gore (15) |
| FB | 40 | Moran Norris (5) |
| **Defense** | | |
| LE | 97 | Bryant Young (15) |
| DT | 92 | Aubrayo Franklin (13)/ |
| | 90 | Isaac Sopoaga (3) |
| DE | 94 | Marques Douglas (16) |
| LOLB | 98 | Parys Haralson (11) |
| LILB | 50 | Derek Smith (14) |
| RILB | 52 | Patrick Willis (16) |
| ROLB | 95 | Tully Banta–Cain (10) |
| LCB | 22 | Nate Clements (16) |
| RCB | 27 | Walt Harris (15) |
| SS | 32 | Michael Lewis (16) |
| FS | 26 | Mark Roman (16) |

## 2008

**Offense**

| | | |
|---|---|---|
| WR | 82 | Bryant Johnson (12) |
| LT | 74 | Joe Staley (16) |
| LG | 68 | Adam Snyder (7)/ |
| | 64 | David Baas (9) |
| C | 66 | Eric Heitmann (16) |
| RG | 69 | Tony Wragge (10)/ |
| | 62 | Chilo Rachal (6) |
| RT | 65 | Barry Sims (8)/ |
| | 68 | Adam Snyder (6)/ |
| | 75 | Jonas Jennings (2) |
| TE | 85 | Vernon Davis (16) |
| WR | 88 | Isaac Bruce (15) |
| QB | 13 | Shaun Hill (8)/ |
| | 14 | J.T. O'Sullivan (8) |
| RB | 21 | Frank Gore (15) |
| **Defense** | | |
| LE | 91 | Ray McDonald (8) |
| NT | 92 | Aubrayo Franklin (15) |
| DT | 90 | Isaac Sopoaga (15) |
| DE | 94 | Justin Smith (16) |
| OLB | 98 | Parys Haralson (10) |
| LILB | 51 | Takeo Spikes (13)/ |
| | 53 | Jeff Ulbrich (3) |
| RILB | 52 | Patrick Willis (16) |
| OLB | 99 | Manny Lawson (10) |
| LCB | 22 | Nate Clements (15) |
| RCB | 27 | Walt Harris (16) |
| SS | 32 | Michael Lewis (16) |
| FS | 26 | Mark Roman (16) |

## 2009

**Offense**

| | | |
|---|---|---|
| WR | 84 | Josh Morgan (15) |
| LT | 74 | Joe Staley (9) |
| | 65 | Barry Sims (7) |
| LG | 64 | David Baas (16) |
| C | 66 | Eric Heitmann (16) |
| RG | 62 | Chilo Rachal (15) |
| RT | 68 | Adam Snyder (15) |
| TE | 85 | Vernon Davis (16) |
| | 46 | Delanie Walker (8) |
| WR | 15 | Michael Crabtree (11) |
| | 88 | Isaac Bruce (7) |
| QB | 11 | Alex Smith (10) |
| | 13 | Shaun Hill (6) |
| RB | 21 | Frank Gore (14) |
| | 29 | Glen Coffee (2) |
| FB | 44 | Moran Norris (7) |
| **Defense** | | |
| DT | 90 | Isaac Sopoaga (16) |
| NT | 92 | Aubrayo Franklin (16) |
| DT | 94 | Justin Smith (16) |
| SAM | 99 | Manny Lawson (16) |
| TED | 51 | Takeo Spikes (15) |
| MIKE | 52 | Patrick Willis (16) |
| WILL | 98 | Parys Haralson (16) |
| LCB | 22 | Nate Clements (6) |
| | 31 | Dre' Bly (6) |
| | 25 | Tarell Brown (4) |
| RCB | 36 | Shawntae Spencer (16) |
| SS | 32 | Michael Lewis (15) |
| FS | 38 | Dashon Goldson (16) |

## 2010

**Offense**

| | | |
|---|---|---|
| WR | 84 | Josh Morgan (11) |
| LT | 74 | Joe Staley (9) |
| | 65 | Barry Sims (7) |
| LG | 77 | Mike Iupati (16) |
| C | 64 | David Baas (16) |
| RG | 62 | Chilo Rachal (14) |
| | 68 | Adam Snyder (2) |
| RT | 76 | Anthony Davis (16) |
| TE | 85 | Vernon Davis (16) |
| | 46 | Delanie Walker (8) |
| | 82 | Nate Byham (3) |
| WR | 15 | Michael Crabtree (15) |
| QB | 11 | Alex Smith (10) |
| | 1 | Troy Smith (6) |
| RB | 21 | Frank Gore (11) |
| | 20 | Brian Westbrook (5) |
| FB | 44 | Moran Norris (11) |
| **Defense** | | |
| DT | 90 | Isaac Sopoaga (16) |
| NT | 92 | Aubrayo Franklin (16) |
| DT | 94 | Justin Smith (16) |
| SAM | 99 | Manny Lawson (16) |
| TED | 51 | Takeo Spikes (16) |
| MIKE | 52 | Patrick Willis (15) |
| WILL | 98 | Parys Haralson (15) |
| | 55 | Ahmad Brooks (1) |
| LCB | 36 | Shawntae Spencer (16) |
| RCB | 22 | Nate Clements (16) |
| SS | 30 | Reggie Smith (7) |
| | 23 | Taylor Mays (6) |
| | 32 | Michael Lewis (3) |
| FS | 38 | Dashon Goldson (16) |

## 2011

**Offense**

| | | |
|---|---|---|
| WR | 15 | Michael Crabtree (14) |
| | 17 | Braylon Edwards (5) |
| LT | 74 | Joe Staley (16) |
| LG | 77 | Mike Iupati (16) |
| C | 59 | Jonathan Goodwin (16) |
| RG | 68 | Adam Snyder (13) |
| | 62 | Chilo Rachal (3) |
| RT | 76 | Anthony Davis (16) |
| TE | 85 | Vernon Davis (16) |
| | 46 | Delanie Walker (7) |
| | 81 | Justin Peelle (2) |
| WR | 15 | Joshua Morgan (5) |
| | 19 | Ted Ginn Jr. (3) |
| QB | 11 | Alex Smith (16) |
| RB | 21 | Frank Gore (15) |
| FB | 49 | Bruce Miller (8) |
| | 44 | Moran Norris (2) |
| **Defense** | | |
| DT | 91 | Ray McDonald (15) |
| NT | 90 | Isaac Sopoaga (15) |
| DT | 94 | Justin Smith (16) |
| OLB | 55 | Ahmad Brooks (16) |
| ILB | 53 | NaVorro Bowman (16) |
| ILB | 52 | Patrick Willis (13) |
| | 54 | Larry Grant (3) |
| OLB | 98 | Parys Haralson (16) |
| LCB | 22 | Carlos Rogers (16) |
| RCB | 25 | Tarell Brown (16) |
| SS | 31 | Donte Whitner (15) |
| FS | 38 | Dashon Goldson (14) |
| | 20 | Madieu Williams (2) |

## 2012

**Offense**

| | | |
|---|---|---|
| WR | 15 | Michael Crabtree (16) |
| LT | 74 | Joe Staley (16) |
| LG | 77 | Mike Iupati (16) |
| C | 59 | Jonathan Goodwin (16) |
| RG | 75 | Alex Boone (16) |
| RT | 76 | Anthony Davis (16) |
| TE | 85 | Vernon Davis (16) |
| | 46 | Delanie Walker (4) |
| WR | 82 | Mario Manningham (10) |
| QB | 11 | Alex Smith (9) |
| | 7 | Colin Kaepernick (7) |
| RB | 21 | Frank Gore (16) |
| FB | 49 | Bruce Miller (12) |
| **Defense** | | |
| DT | 91 | Ray McDonald (16) |
| NT | 90 | Isaac Sopoaga (9) |
| DT | 94 | Justin Smith (14) |
| OLB | 55 | Ahmad Brooks (16) |
| ILB | 53 | NaVorro Bowman (16) |
| ILB | 52 | Patrick Willis (16) |
| OLB | 99 | Aldon Smith (16) |
| LCB | 22 | Carlos Rogers (16) |
| RCB | 25 | Tarell Brown (16) |
| CB | 29 | Chris Culliver (6) |
| SS | 31 | Donte Whitner (16) |
| FS | 38 | Dashon Goldson (16) |

## 2013

**Offense**

| | | |
|---|---|---|
| WR | 81 | Anquan Boldin (16) |
| LT | 74 | Joe Staley (16) |
| LG | 77 | Mike Iupati (12) |
| | 68 | Adam Snyder (4) |
| C | 59 | Jonathan Goodwin (16) |
| RG | 75 | Alex Boone (16) |
| RT | 76 | Anthony Davis (16) |
| TE | 85 | Vernon Davis (15) |
| | 89 | Vance McDonald (5) |
| WR | 10 | Kyle Williams (5) |
| | 15 | Michael Crabtree (5) |
| QB | 7 | Colin Kaepernick (16) |
| RB | 21 | Frank Gore (16) |
| FB | 49 | Bruce Miller (13) |
| **Defense** | | |
| DT | 91 | Ray McDonald (14) |
| NT | 90 | Glenn Dorsey (13) |
| DT | 94 | Justin Smith (16) |
| OLB | 55 | Ahmad Brooks (16) |
| ILB | 53 | NaVorro Bowman (16) |
| ILB | 52 | Patrick Willis (14) |
| OLB | 99 | Aldon Smith (8) |
| | 51 | Dan Skuta (8) |
| LCB | 22 | Carlos Rogers (16) |
| RCB | 25 | Tarell Brown (11) |
| | 26 | Tramaine Brock (6) |
| SS | 31 | Donte Whitner (16) |
| FS | 35 | Eric Reid (16) |

## 2014

**Offense**

| | | |
|---|---|---|
| WR | 81 | Anquan Boldin (16) |
| LT | 74 | Joe Staley (16) |
| LG | 77 | Mike Iupati (15) |
| | 78 | Joe Looney (1) |
| C | 66 | Marcus Martin (8) |
| | 67 | Daniel Kilgore (7) |
| | 78 | Joe Looney (1) |
| RG | 75 | Alex Boone (14) |
| | 78 | Joe Looney (2) |
| RT | 76 | Jonathan Martin (9) |
| | 76 | Anthony Davis (7) |
| TE | 85 | Vernon Davis (14) |
| | 89 | Vance McDonald (4) |
| | 46 | Derek Carrier (1) |
| | 88 | Garrett Celek (1) |
| WR | 15 | Michael Crabtree (16) |
| | 84 | Brandon Lloyd (2) |
| | 13 | Stevie Johnson (1) |
| QB | 7 | Colin Kaepernick (16) |
| RB | 21 | Frank Gore (16) |
| FB | 49 | Bruce Miller (8) |
| **Defense** | | |
| DT | 91 | Ray McDonald (14) |
| | 63 | Tony Jerod–Eddie (2) |
| NT | 93 | Ian Williams (8) |
| | 92 | Quinton Dial (6) |
| DT | 94 | Justin Smith (16) |
| OLB | 55 | Ahmad Brooks (13) |
| | 59 | Aaron Lynch (3) |
| ILB | 50 | Chris Borland (8) |
| | 52 | Patrick Willis (6) |
| | 54 | Nick Moody (2) |
| ILB | 57 | Michael Wilhoite (16) |
| OLB | 51 | Dan Skuta (9) |
| | 99 | Aldon Smith (6) |
| | 96 | Corey Lemonier (1) |
| LCB | 20 | Perrish Cox (14) |
| | 26 | Tramaine Brock (2) |
| RCB | 29 | Chris Culliver (14) |
| CB | 36 | Dontae Johnson (3) |
| | 25 | Jimmie Ward (1) |
| SS | 41 | Antoine Bethea (16) |
| FS | 35 | Eric Reid (15) |
| | 43 | Craig Dahl (1) |

## 2015

**Offense**

| | | |
|---|---|---|
| WR | 81 | Anquan Boldin (13) |
| | 11 | Quinton Patton (4) |
| LT | 74 | Joe Staley (16) |
| LG | 75 | Alex Boone (13) |
| | 61 | Andrew Tiller (3) |
| C | 66 | Marcus Martin (13) |
| | 67 | Daniel Kilgore (3) |
| RG | 65 | Jordan Devey (9) |
| | 61 | Andrew Tiller (4) |
| | 71 | Erik Pears (2) |
| | 66 | Marcus Martin (1) |
| RT | 71 | Erik Pears (14) |
| | 77 | Trent Brown (2) |
| TE | 89 | Vance McDonald (11) |
| | 88 | Garrett Celek (8) |
| | 84 | Blake Bell (5) |
| | 85 | Vernon Davis (5) |
| WR | 82 | Torrey Smith (12) |
| | 14 | Jerome Simpson (1) |
| QB | 2 | Blaine Gabbert (8) |
| | 7 | Colin Kaepernick (8) |
| RB | 28 | Carlos Hyde (7) |
| | 24 | Shaun Draughn (6) |
| | 23 | Reggie Bush (1) |
| | 32 | DuJuan Harris (1) |
| | 38 | Jarryd Hayne (1) |
| FB | 49 | Bruce Miller (5) |

**Defense**

| | | |
|---|---|---|
| DT | 90 | Glenn Dorsey (7) |
| | 64 | Mike Purcell (3) |
| | 91 | Arik Armstead (1) |
| NT | 93 | Ian Williams (16) |
| DT | 92 | Quinton Dial (15) |
| OLB | 55 | Ahmad Brooks (14) |
| | 96 | Corey Lemonier (2) |
| | 95 | Tank Carradine (1) |
| ILB | 57 | Michael Wilhoite (12) |
| | 51 | Gerald Hodges (4) |
| ILB | 53 | NaVorro Bowman (16) |
| OLB | 59 | Aaron Lynch (13) |
| | 58 | Eli Harold (1) |
| LCB | 26 | Tramaine Brock (15) |
| | 36 | Dontae Johnson (1) |
| RCB | 20 | Kenneth Acker (13) |
| | 47 | Marcus Cromartie (1) |
| | 36 | Dontae Johnson (1) |
| | 25 | Jimmie Ward (1) |
| CB | 25 | Jimmie Ward (6) |
| | 36 | Dontae Johnson (1) |
| SS | 29 | Jaquiski Tartt (8) |
| | 41 | Antoine Bethea (7) |
| | 25 | Jimmie Ward (1) |
| FS | 35 | Eric Reid (16) |

## 2016

**Offense**

| | | |
|---|---|---|
| WR | 17 | Jeremy Kerley (13) |
| LT | 74 | Joe Staley (13) |
| | 68 | Zane Beadles (2) |
| | 77 | Trent Brown (1) |
| LG | 68 | Zane Beadles (12) |
| | 61 | Andrew Tiller (2) |
| | 66 | Marcus Martin (1) |
| | 62 | Andrew Gardner (1) |
| C | 67 | Daniel Kilgore (13) |
| | 68 | Zane Beadles (2) |
| | 66 | Marcus Martin (1) |
| RG | 65 | Joshua Garnett (11) |
| | 61 | Andrew Tiller (5) |
| RT | 77 | Trent Brown (15) |
| | 71 | John Theus (1) |
| TE | 89 | Vance McDonald (11) |
| | 88 | Garrett Celek (6) |
| | 49 | Jim Dray (1) |
| WR | 82 | Torrey Smith (12) |
| | 13 | Aaron Burbridge (3) |
| | 14 | Chris Harper (2) |
| WR | 11 | Quinton Patton (14) |
| | 81 | Rod Streater (2) |
| QB | 7 | Colin Kaepernick (11) |
| | 2 | Blaine Gabbert (5) |
| RB | 28 | Carlos Hyde (13) |
| | 22 | Mike Davis (1) |
| | 24 | Shaun Draughn (1) |
| | 32 | DuJuan Harris (1) |

**Defense**

| | | |
|---|---|---|
| DT | 99 | DeForest Buckner (12) |
| | 91 | Arik Armstead (4) |
| NT | 90 | Glenn Dorsey (6) |
| | 64 | Mike Purcell (5) |
| | 99 | DeForest Buckner (3) |
| | 93 | Chris Jones (2) |
| DT | 92 | Quinton Dial (11) |
| | 93 | Chris Jones (4) |
| | 90 | Glenn Dorsey (1) |
| OLB | 55 | Ahmad Brooks (16) |
| ILB | 51 | Gerald Hodges (12) |
| | 57 | Michael Wilhoite (4) |
| ILB | 50 | Nick Bellore (10) |
| | 53 | NaVorro Bowman (4) |
| | 57 | Michael Wilhoite (2) |
| OLB | 58 | Eli Harold (13) |
| | 59 | Aaron Lynch (3) |
| LCB | 26 | Tramaine Brock (16) |
| RCB | 25 | Jimmie Ward (10) |
| | 33 | Rashard Robinson (6) |
| SS | 41 | Antoine Bethea (16) |
| FS | 35 | Eric Reid (10) |
| | 29 | Jaquiski Tartt (6) |

## 2017

**Offense**

| | | |
|---|---|---|
| WR | 15 | Pierre Garçon (8) |
| | 18 | Louis Murphy (7) |
| | 19 | Aldrick Robinson (1) |
| LT | 74 | Joe Staley (15) |
| | 77 | Trent Brown (1) |
| LG | 75 | Laken Tomlinson (15) |
| | 68 | Zane Beadles (1) |
| C | 67 | Daniel Kilgore (16) |
| RG | 63 | Brandon Fusco (16) |
| RT | 77 | Trent Brown (9) |
| | 68 | Zane Beadles (4) |
| | 62 | Erik Magnuson (2) |
| | 76 | Garry Gilliam (1) |
| TE | 88 | Garrett Celek (13) |
| | 85 | George Kittle (7) |
| | 82 | Logan Paulsen (1) |
| WR | 11 | Marquise Goodwin (16) |
| WR | 81 | Trent Taylor (1) |
| QB | 2 | Brian Hoyer (6) |
| | 3 | C.J. Beathard (5) |
| | 10 | Jimmy Garoppolo (5) |
| RB | 28 | Carlos Hyde (16) |
| FB | 44 | Kyle Juszczyk (10) |

**Defense**

| | | |
|---|---|---|
| LDE | 91 | Arik Armstead (6) |
| | 95 | Tank Carradine (5) |
| | 92 | Leger Douzable (5) |
| LDT | 90 | Earl Mitchell (16) |
| RDT | 99 | DeForest Buckner (16) |
| RDE | 94 | Solomon Thomas (12) |
| | 98 | Ronald Blair III (2) |
| | 95 | Tank Carradine (2) |
| SAM | 58 | Eli Harold (11) |
| MIKE | 56 | Reuben Foster (9) |
| | 53 | NaVorro Bowman (5) |
| | 50 | Brock Coyle (2) |
| WILL | 50 | Brock Coyle (8) |
| | 54 | Ray–Ray Armstrong (5) |
| | 35 | Eric Reid (2) |
| | 56 | Reuben Foster (1) |
| LCB | 23 | Ahkello Witherspoon (9) |
| | 33 | Rashard Robinson (7) |
| RCB | 36 | Dontae Johnson (16) |
| SS | 35 | Eric Reid (10) |
| | 29 | Jaquiski Tartt (5) |
| FS | 38 | Adrian Colbert (6) |
| | 25 | Jimmie Ward (6) |
| | 29 | Jaquiski Tartt (3) |
| | 40 | Antone Exum Jr. (1) |
| NB | 24 | K'Waun Williams (5) |
| | 20 | Leon Hall (1) |

# HISTORICAL HIGHLIGHTS

## 1949

December 10, the NFL and AAFC announced that the two leagues will merge. The NFL agrees to adopt Baltimore, Cleveland and San Francisco as new franchises.

## 1950

The 49ers struggled in their NFL debut, winning only three games. A rival coach described them as "not big enough or tough enough."

## 1951

In an amazing reversal of form sparked by a great rookie group, the 49ers were in the race until the season's final day and finished only a half game off the top. Led by LB Hardy Brown and his famed shoulder tackle, the club had one of the toughest defensive units in the League. QB Y.A. Tittle and E Billy Wilson began their great 49er careers.

## 1952

After a blazing start, the 49ers slumped in mid–season. HB Hugh "The King" McElhenny came off the University of Washington campus to become the NFL PLAYER OF THE YEAR and the most feared runner in football.

## 1953

The 49ers had their best NFL showing posting a 9–3 record, normally good enough for a championship. Detroit, however, was 10–2. Two of San Francisco's losses came with QB Y.A. Tittle sidelined because of a severe facial injury. The three defeats were by a total of nine points. FB Joe "The Jet" Perry became one of the few players in pro history to gain more than 1,000 yards in a single season. E Gordy Soltau was the league's top scorer for the second straight year.

## 1954

The 49ers jumped out to a blazing start, posting a 4–0–1 record through the season's first five games. However the early momentum was slowed by injuries to three key members of the legendary "Million Dollar Backfield." QB Y.A. Tittle, HB Hugh McElhenny and FB Joe Perry all missed action with different injuries, but Perry returned to become the first player to record 1,000 yards rushing in consecutive seasons.

## 1955

With HB Hugh McElhenny hobbled by a foot injury, the 49ers had their second–worst season in history under Norman P. Strader, who succeeded Buck Shaw as head coach.

## 1956

In head coach Frankie Albert's first year at the helm, the 49ers were in last place at mid–season with a 1–6 record. They went 4–0–1 in their last five games for a brilliant stretch drive.

## 1957

This undoubtedly was one of the most emotional and dramatic seasons in 49ers history. Every game was a cliffhanger and the Alley Oop pass from QB Y.A. Tittle to rookie HB R.C. Owens became a household byword. Emotions reached a peak when the beloved Tony Morabito collapsed and died of a heart attack at the Chicago Bears game on Oct. 27. Trailing 17–7, the 49ers fought back for a great victory, 21–17. The magnificent E Billy Wilson caught a pass from Tittle for the winning touchdown in the fourth quarter. Tied with Detroit at 8–4 when the season ended, the 49ers lost the playoff game, 31–27, after holding a 27–7 lead in the third quarter.

## 1958

An up–and–down season finished on a high note with victories over Green Bay and Baltimore. The 6–6 record, however, was blackened by the 33–3 and 56–7 lacings at the hands of the Los Angeles Rams. Head coach Frankie Albert resigned at the end of the year.

## 1959

With Howard W. "Red" Hickey in charge, the 49ers were in contention all the way and QB John Brodie came into his own at quarterback when he led the team to a 21–20 upset of Cleveland. HB J.D. Smith, a converted defensive back, became the second 49er to accumulate more than 1,000 yards rushing.

## 1960

Howard W. "Red" Hickey saved a seemingly hopeless season when he installed his shotgun attack and the club captured four of its last five games, including a 30–22 upset of Baltimore.

## 1961

The success of Howard W. Hickey's shotgun amazed the football world, especially in a 49–0 victory over Detroit. QB Billy Kilmer, a passing–running rookie from UCLA, was made to order for the new offense. When the shotgun stopped, QB John Brodie took over again in the T formation and had the finest season in 49ers QB annals. Indicating the evenness of NFL competition, the 49ers were playing for a second–place tie, plus a trip to the Runner–up Bowl at Miami, or a fifth–place position on the last day of the season. The Colts again won by three points, but 1961 will remain as one of the most exciting and interesting years in 49ers history.

## 1962

For the first time since 1956, the 49ers finished a frustrating season with more defeats than victories. In so doing, the honored adage of "it's easier to win at home than on the road," proved false—the 49ers won only one of seven at Kezar Stadium, but captured five of seven road contests.

## 1963

A multitude of injuries to key personnel started the 49ers off to a disappointing 2–12 season. One of the victories, however, was a 20–14 upset of ultimate world champion Chicago, the only league defeat suffered by the Bears all season.

## 1964

Club Chief Executive Victor P. Morabito died of a heart attack in May. Injuries to key personnel prevented the 49ers from gaining enough offensive momentum to forge a winning season despite having one of the toughest defensive units in the league. Outstanding rookie performances by E Dave Parks, QB George Mira and LB Dave Wilcox also took some of the sting from the 4–10 record.

## 1965

Outstanding offensive performances enabled the 49ers to jump from the bottom to fourth place in the Western Division as the team led the NFL in both scoring and total offense. QB John Brodie was the most productive passer in the NFL, E Dave Parks led the league in receiving and rookie FB Ken Willard and veteran HB John David Crow, acquired in an offseason trade, led a strong ground game. The 7–6–1 record included a season–opening 52–24 victory over the Chicago Bears, marking the most points scored by the 49ers in NFL play.

## 1966

After a somewhat slow start, the 49ers got in gear just before the midway point and became one of only two teams to beat the eventual world champion Green Bay Packers. After that, they finished with a respectable 6–6–2 record and were in the battle for second place in the Western Division until the final league game. G John Thomas and E Dave Parks were All–Pro, and they joined G Howard Mudd, C Bruce Bosley, FB Ken Willard and LB Dave Wilcox in the Pro Bowl.

## 1967

An auspicious start (5–1) disintegrated into disappointment for the 49ers as injuries took a heavy toll and a six–game losing streak took them out of the running. QB George Mira came off the bench to lead the squad to two season–ending victories and salvage a 7–7 record. There were bright spots, however, as QB John Brodie and the 49ers were the only team to beat the power–laden Rams in a league game. G Bruce Bosley played in the Pro Bowl for the second straight season.

## 1968

Under new coach Dick Nolan, the 49ers posted a 7–6–1 record. The season turned on key wins over the New York Giants, 26–10, and Green Bay, 27–20. Brilliant performances by QB John Brodie, WR Clifton McNeil and RB Ken Willard led a prolific offense, while DT Charlie Krueger, LB Dave Wilcox and DB Kermit Alexander sparked a revitalized defense. McNeil and G Howard Mudd were chosen All–NFL and were joined by Wilcox, Willard and Alexander in the Pro Bowl.

## 1969

Beset by injuries that nearly decimated the defensive unit, the 49ers struggled through the early part of the season. They went winless in their first five games before beating Baltimore, the first time they had beaten the Colts in 13 previous games. The 49ers finished 4–8–2 and five players—HB Jimmy Johnson, LB Dave Wilcox, G Elmer Collett, RB Ken Willard and rookie WR Gene Washington—were selected to the Pro Bowl. Johnson was also All–Pro and winner of the Len Eshmont Award.

## 1970

This was the greatest year since the club became a member of the NFL in 1950. The team recorded a 10–3 record and captured the Western Division (NFC) Championship. QB John Brodie was the NFL'S Player of the Year, CB Bruce Taylor was NFC Rookie of the Year and Coach Dick Nolan was a near–unanimous choice as NFC Coach of the Year. Brodie, WR Gene Washington, LB Dave Wilcox and HB Jimmy Johnson were All–Pro and joined T Len Rohde in the Pro Bowl.

## 1971

The 49ers forged a 9–5–0 record and won their second consecutive NFC Western Division title, clinching the crown on the final day by beating Detroit, 31–27, the identical score by which the Lions had knocked the 49ers out of championship play in 1957. The season also was the club's first in its plush new home, Candlestick Park. C Forrest Blue, LB Dave Wilcox and CB Jimmy Johnson were All–Pro and joined in the Pro Bowl by TE Ted Kwalick, WR Gene Washington, RB Vic Washington, DE Cedrick Hardman and CB Bruce Taylor.

## 1972

Early–season inconsistency, compounded by an injury to QB John Brodie in the fifth game of the season, cast appall on the 49ers prospects for a third–straight NFC Western Division title, but QB Steve Spurrier stepped in for Brodie and turned things around with a brilliant, poised performance. In the final quarter of the final game against Minnesota, the recovered Brodie relieved Spurrier and threw two TD passes in a 20–17 win over the Vikings. The victory clinched divisional title number three, but Spurrier's nine–game contribution was the key. C Forrest Blue, DB Jimmy Johnson, TE Ted Kwalick, WR Gene Washington and LB Dave Wilcox were All–Pro selections.

## 1973

In what was both a disappointing and significant year, the 49ers were 5–9 after tackling the NFL's toughest schedule, a rash of key injuries and an unsettled quarterback situation. It also marked the end of the brilliant careers of QB John Brodie and DT Charlie Krueger, both of whom retired at year's end. C Forrest Blue and LB Dave Wilcox were voted All–Pro and joined in the Pro Bowl by TE Ted Kwalick, G Woody Peoples and P Tom Wittum.

## 1974

The 49ers used five different quarterbacks after an injury to starter QB Steve Spurrier, a week before the season opened, sidelined him for most of the year. After winning the first two games, the club lost a team–record seven straight and then closed with a rush, winning four of its last five to finish the season 6–8. RB Wilbur Jackson was named The Sporting News ROOKIE OF THE YEAR and was named to the NFL All–Rookie team along with QB Tom Owen and DB Mike Holmes. C Forrest Blue and P Tom Wittum were All–NFC and selected for the Pro Bowl along with HB Jimmy Johnson. A knee injury forced perennial All–Pro LB Dave Wilcox to retire after a brilliant 11–year career with the 49ers.

## 1975

A strong defensive performance throughout the season couldn't offset an erratic offense troubled by an unsettled quarterback situation and a rebuilding offensive line. The high point of the 5–9 season was a 24–23 win over Los Angeles to end a 10–game losing streak to the Rams. At season's end, DE Cedrick Hardman was the club's first ever two–time Len Eshmont Award winner.

## 1976

A turnaround year for the 49ers as the team, under coach Monte Clark, posted an 8–6 record, their first winning season since 1972. With new QB Jim Plunkett at the controls, the 49ers got off to their best start ever (6–1), before hitting a mid–season four–game losing streak knocking the club out of playoff contention. The season saw the emergence of a powerful defensive unit that led the league in quarterback sacks with 61. RB Delvin Williams set a 49ers single–season rushing record with 1,203 yards. DE Tommy Hart was named All–Pro and played in the Pro Bowl along with Williams, DE Cleveland Elam and LB Dave Washington. C Randy Cross was an All–Rookie team selection. Hart became a two–time winner of the Len Eshmont Award and CB Jimmy Johnson retired after a brilliant 16–year career with the 49ers.

## 1977

In the 32nd year of their existence, the 49ers began a new era. On March 31, 1977, the club became the property of Edward J. DeBartolo Jr. and came under the guidance of Joe Thomas as general manager. The changeover was made more dramatic because the San Francisco 49ers were one of the few NFL franchises which had never previously changed ownership or location. On the field, under Coach Ken Meyer, the 49ers ran hot and cold. The club lost its first five games, then won five of the next six before dropping the final three contests to finish 5–9. SS Mel Phillips was named winner of the coveted Len Eshmont Award. DE Cleveland Elam was selected All–Pro and played for the NFC in the Pro Bowl.

## 1978

The 49ers suffered through their longest season as the club fell to 2–14 and three coaches were hired and fired in less than 12 months. First Head Coach Pete McCulley departed after nine games with a 1–8 record, and his replacement, Fred O'Connor, was let go at the end of the year as the team won just one of its final seven contests. Bill Walsh was hired as the new coach and general manager. RB Paul Hofer, who replaced RB O.J. Simpson when the newly–acquired star went to the sidelines for the year with a shoulder injury, was named recipient of the Len Eshmont award.

## 1979

The 49ers suffered through their second consecutive 2–14 season, but there were several indications of improvement. San Francisco went from virtually the worst–ranked offensive team in the league in '78 to one of the most productive in '79, ranking first in passing offense in the NFC and sixth in total offense in the NFL. RB Paul Hofer again was the Len Eshmont Award recipient and individual leader, racking up 615 yards rushing and an additional 662 yards receiving on 58 catches in only seven starts. QB Steve DeBerg broke Fran Tarkenton's NFL record for completions by connecting on 347 passes. K Ray Wersching set a club record with an 83.3 field goal percentage and also led the league with that mark. RB O.J. Simpson retired from the 49ers and the NFL, finishing as the second leading rusher of all time with 11,236 yards.

## 1980

In their second season of the Bill Walsh era, the 49ers showed gradual improvement in their rebuilding program. A three–game winning streak to open the season, combined with a three–game victory string from Week 12 through Week 14, enabled the Niners to post a 6–10 season, tripling the number of victories from each of the previous two 2–14 campaigns. Week 14 was a day when the 49ers made NFL history. That December 7 at Candlestick Park, the 49ers overcame a 35–7 halftime deficit against the New Orleans Saints to win in overtime, 38–35. The 28–point comeback was the biggest comeback in NFL history. E Jim Stuckey and P Jim Miller were named to All–Rookie teams, while another rookie, FB Earl Cooper, led the NFC in receptions with 83, the most catches ever by an NFL rookie. WR Dwight Clark caught 82 passes to break the team wide receiver mark, and QB Joe Montana set the club passing percentage record at 64.5 with 176 completions in 273 attempts.

## 1981

It was a year of firsts and bests for the 49ers in 1981. In his third season as head coach and general manager, Bill Walsh guided San Francisco to a 16–3 record (best record in the league that year), the NFC Western Division title (first since '72), the NFC Championship crown (first ever for the 49ers) and the World Championship/Super Bowl XVI win (first ever for the 49ers). Walsh earned every possible NFC Coach of the Year award and all seven NFL Coach of the Year honors, while six 49ers were named to the Pro Bowl—WR Dwight Clark, C Randy Cross, QB Joe Montana, DE Fred Dean, S Ronnie Lott and S Dwight Hicks. Three San Francisco players were selected to All–Pro teams as recognized by the NFL—Cross, Lott and Dean. Montana, who led the NFC in passing in '81, was named MVP of Super Bowl XVI (for leading his team to a 26–21 win over the Cincinnati Bengals of the AFC). Dean was picked UPI NFL Defensive Player of the Year, NFL Outstanding Defensive Lineman of the Year (NFL Players Association) and NFC Defensive Player of the Year (Kansas City Committee of the 101). San Francisco opened and closed the season in Pontiac, MI in drastically different styles. The 49ers lost two of their first three games of 1981, including the season opener on the road against Detroit, then ran off seven wins—before a loss to Cleveland 15–12—and ran off eight more wins (including playoffs, the NFC Champion–

ship and Super Bowl XVI). The 49ers won 15 of their last 16 games, beat five opponents twice—including all three postseason foes—and became the first team since Chicago in 1945–47 to go from the worst NFL record (2–14 in 1979) to the league's best (13–3 in '81) in just three seasons. All this happened with three rookies (S Carlton Williamson, CB Eric Wright and Lott) starting in the defensive secondary. Those three rookies, along with Montana, Clark, Cross, WR Freddie Solomon and Hicks, combined with "old veterans" Dean and LB Jack "Hacksaw" Reynolds, formed a nucleus of world championship vintage.

## 1982

As defending world champions, the San Francisco 49ers did not enjoy the 1982 season, but then not many NFL fans, coaches and players throughout the league did either (except maybe in Washington, where the Redskins were Super Bowl XVII champs). The Niners fell to 3–6 and missed out on the playoffs. In the strike–shortened season, San Francisco went winless at home (0–5) but did manage a 3–1 road record (the Niners were 0–2 prior to the 57–day players' strike and 3–4 following it). WR Dwight Clark had an outstanding season, leading the NFL with 60 receptions and being named consensus All–Pro and NFL Player of the Year by Sports Illustrated. LB Keena Turner (second–team All–Pro), S Ronnie Lott (Pro Bowl), C Randy Cross (Pro Bowl), S Dwight Hicks (Pro Bowl), T Keith Fahnhorst and QB Joe Montana (NFL record for five straight 300–yard passing games) were bright spots in an otherwise disappointing season.

## 1983

For the second time in three seasons, San Francisco played in the NFC Championship Game. The '83 49ers were 10–6 (third best regular season victory total in club history) and NFC Western Division Champions (fifth time since 1970, second time since 1981). In the playoffs, San Francisco squeezed past Detroit, 24–23, but lost to Washington, 24–21, in the NFC Championship contest. Individual standouts included QB Joe Montana (the league's No. 1 all–time QB entering the 1984 season), S Ronnie Lott (making his third Pro Bowl appearance in as many years), DE Fred Dean (leading the NFC in sacks with 17.5), DE Dwaine Board (second in sacks with 13), CB Eric Wright (team leader in interceptions with seven, two for scores), WR Dwight Clark (team leader with 70 receptions and eight TDs), WR Freddie Solomon (club record 21.4 yards per catch), K Ray Wersching (team–record 126 points, including a perfect 51–of–51 PATs), offensive linemen C Randy Cross, T Keith Fahnhorst and G John Ayers, RB Roger Craig (752 yards rushing, 427 receiving), RB Wendell Tyler (856 rushing yards, 285 receiving) and NFL All–Rookie team pick LB Riki Ellison.

## 1984

The 49ers experienced the most successful regular season in NFL history by winning a league record 15 games, including all eight road contests—setting yet another NFL standard. The Niners broke 14 team records in '84, while becoming the first NFC team to sweep all of its conference games, and the first NFC West unit to win all contests within the division. Led by RB Roger Craig and QB Joe Montana, San Francisco capped the year by routing the Miami Dolphins in Super Bowl XIX, 38–16. The win was the 18th victory of the '84 campaign, establishing an NFL standard for wins in a single season (including playoffs). San Francisco scored a then team–record 475 points. The 49ers defense was the stingiest in the NFL in '84, allowing a league–low 227 points scored. Honors were numerous, including Pro Bowl recognition for 10 of Bill Walsh's charges—Montana, RB Wendell Tyler, T Keith Fahnhorst, C Randy Cross and C Fred Quillan on offense and S Dwight Hicks, S Ronnie Lott, S Carlton Williamson and CB Eric Wright (the entire Niners secondary), and LB Keena Turner on defense.

## 1985

At 10–6, San Francisco qualified for postseason play for the fourth time since 1981. Offensively, RB Roger Craig and WR Jerry Rice emerged as potent weapons in the attack. Craig became the first NFL player to surpass 1,000 yards rushing and receiving in the same season. Rice was named NFC ROOKIE OF THE YEAR and set the team record for first–year players with 927 receiving yards. The defense experienced the influx of four new starters in '85 (NT Michael Carter, LB Todd Shell, LB Michael Walter and DE John Harty). Carter won a berth on the Pro Bowl team, as did DBs Eric Wright and Carlton Williamson.

## 1986

The 49ers captured their fourth NFC Western Division title since 1981. Offensively, the team was led by All–Pro wide receiver WR Jerry Rice, who paced the NFL with 1,570 receiving yards and 15 touchdowns. Those marks established club standards in addition to Rice's team–record 16 total scores. The defense managed 49 takeaways, tying the Kansas City Chiefs for NFL leadership. San Francisco's 39 interceptions and 578 return yards set team records, while five scores on interceptions returns tied another club mark. S Ronnie Lott tied HB Dave Baker's 1960 team record with 10 interceptions. The output by young players was vital due to major injuries suffered by many starting veterans. San Francisco made 20 roster moves during the season, shuffling players in and out of action. QB Joe Montana missed Weeks 2–9 due to back surgery, while backup signal–caller Jeff Kemp did not play Weeks 8–11 due to a hip injury.

## 1987

The San Francisco 49ers marched to an NFL regular season best 13–2 record. It marked a league–leading third time in the decade of the '80s that the team either tied or posted the best win–loss percentage during the regular season. San Francisco led the NFL with 5,987 total yards and was best among league defenders allowing 4,095 total yards. It was the first time in Niners history that the team led the league in fewest total yards allowed. WR Jerry Rice set NFL records with 22 receiving touchdowns and scoring receptions in 13 consecutive games. The durable wide out received postseason Most Valuable Player awards from nearly every news agency and sports publication. QB Joe Montana won the first NFL passing title of his nine–year career and set a team record with 31 touchdown passes. S Ronnie Lott, Montana and Rice were joined by NT Michael Carter and RB Roger Craig on the NFC squad in the 1988 Pro Bowl.

## 1988

The 49ers climaxed their 1988 season in thrilling fashion with a dramatic touchdown drive in the waning seconds of Super Bowl XXIII. QB Joe Montana's 10–yard scoring toss to WR John Taylor with 34 seconds remaining in the contest gave the Niners their third Super Bowl win of the decade and the rights to the title "Team of the 1980s." The world championship game against the Cincinnati Bengals was a microcosm of the entire '88 campaign. San Francisco opened the year strong with a 5–2 record, but by Week 12 were 6–5, two games out of first place with only five contests to play. That week's victory over Washington launched a four–game winning streak that resulted in the Niners moving up from third to first place in the NFC West standings and earning a third consecutive NFC Western Division title. As the season ended RB Roger Craig broke the team's single season rushing record (finishing with 1,502 yards) and K Mike Cofer established new Niners single–season standards for field goals attempted (38) and made (27). WR Jerry Rice went on a playoff tear that included: an NFL postseason record–tying three touchdown receptions against Minnesota, the Montana–to–Rice battery hooked–up on first half touchdowns of 61 and 27 yards at Chicago, and concluded with a Super Bowl XXIII MVP performance of 11 receptions for a Super Bowl record 215 yards and a touchdown. Defenders S Ronnie Lott, DE Charles Haley, NT Michael Carter, along with Rice, Taylor and Craig, were selected to the Pro Bowl.

## 1989

George Seifert was named head coach of the San Francisco 49ers just four days after the team had won its third World Championship under retiring head man Bill Walsh. Seifert's quest for the title was tested early and often as the 49ers endured nail–biting wins at Indianapolis (30–24) and Tampa Bay (20–16) to open the season. QB Joe Montana threw for 428 yards and five touchdowns, including a team–record four TD tosses in the fourth quarter resulting in a 10–point victory (38–28) in Philadelphia. Under first–year offensive coordinator Mike Holmgren, the Niners accumulated more yardage than any other NFL team. WRs Jerry Rice and John Taylor, RB Roger Craig, G Guy McIntyre and QB Joe Montana were 1990 Pro Bowl participants. Rice's 1,483 receiving yards paced the league. Craig exceeded 1,000 yards rushing for the second consecutive season and running mate FB Tom Rathman led NFC running backs with 73 receptions. Montana had the best season of his career. A consensus Player of the Year, Montana's 112.4 quarterback rating set a then NFL single–season record. Montana was selected by his teammates as the '89 recipient of the Len Eshmont Award. Fueled by Rice's 72–yard first quarter catch–and–run for a score, the 49ers exploded for 27 first half points and cruised to a 41–13 victory against Minnesota in their opening '89 playoff contest. The 49ers faced Los Angeles in the NFC Championship Game. The Niners started slowly, however. Two long, second–quarter scoring drives and a touchdown set up by an interception gave San Francisco a 21–3 lead at intermission. Cofer's three field goals cushioned San Francisco's lead as the team advanced to Super Bowl XXIV with a satisfying 30–3 win. The 49ers displayed optimal performance at the highest level of competition while securing

their second consecutive World Championship. The resounding 55–10 defeat of the Denver Broncos in Super Bowl XXIV was a convergence of talent and technique, planning and purpose. San Francisco tied or set nearly 40 Super Bowl records and Montana was honored with the game's MVP award for an unprecedented third time.

## 1990

The Niners finished the season with an NFL–best 14–2 mark and came within four seconds (in a 15–13 loss to the NY Giants) of earning their third consecutive trip to the Super Bowl. In addition to recording the NFL's best win–loss mark for the second straight season, the 49ers captured the NFC Western Division title for the fifth consecutive year and the eighth time since 1981 ('81, 1983–84, 1986–90). San Francisco claimed its 11th Division crown since the NFL/AFL merger of 1970, more than any NFC Western Division opponent (the Rams were second with eight), and second most in NFL history (behind Miami's 13 AFC East titles).

San Francisco opened the 1990 season with a team–record 10 consecutive victories. The 49ers also posted an 8–0 mark on the road, giving them the longest road winning streak in league history (19 games, including postseason) heading into '91. QB Joe Montana and WR Jerry Rice again formed one of the most prolific aerial combinations in pro football. Montana, who was named 1990 Sportsman of the Year by Sports Illustrated, finished his 12th NFL season by throwing for a then team–record 3,944 yards. He also tossed 26 touchdown passes (second in the NFC) and finished as the third highest rated quarterback in the conference. On the receiving end of many of those Montana passes was Rice, who became only the fourth player in league history to reach the century mark in receptions for a single season. Rice hauled in 100 passes for 1,502 yards and 13 TDs, and earned his fifth consecutive trip to the Pro Bowl.

In one of the most memorable performances of the season (if not team history), Rice tied an NFL record with five TD receptions in a 45–35 victory at Atlanta, October 14. The defensive side of the ball was led by LB–DE Charles Haley's 58 tackles and an NFC–high 16 sacks. For his efforts, the fourth–year player from James Madison University was named as a starter in the 1991 Pro Bowl. LB Bill Romanowski led the team in tackles with 79, while CB Darryl Pollard registered 74, including a team–high 72 solo stops. A number of team career records fell by the wayside in '90. Montana slipped past QB John Brodie to take over the career passing lead (34,998 yards), while RB Roger Craig became the all–time team record holder in career receptions with 508, moving ahead of WR Dwight Clark's total of 506. The 49ers placed five players on the 1991 NFC Pro Bowl squad, four as starters. Representing the 49ers were Haley, Rice, S Ronnie Lott and G Guy McIntyre, while Montana, selected as a starter, was unable to participate because of a finger injury suffered in the NFC Championship Game.

## 1991

It was a classic case of "too little...too late" for the San Francisco 49ers in 1991. After losing six of their first 10 games by a total of 26 points, the Niners won their remaining six contests (by a total of 95 points) but missed the playoffs for the first time since 1982.

The 49ers finished the 1991 campaign in impressive fashion during that final six–game span, with a margin of victory that averaged almost 16 points. During that final six–game span, the Niners defeated three playoff teams (New Orleans, Kansas City and Chicago) while averaging 31.5 points per game in the process. WR Jerry Rice continued to register his place in club and league history taking over the club's career receiving record with 525 catches. Rice finished third in the NFC with 80 receptions and 1,206 yards, surpassing 1,000 receiving yards for a club–record sixth consecutive season, and he led the NFL with 14 TD receptions. QB Steve Young won the NFL passing title, despite missing six games due to a knee injury. Young, who passed for 2,517 yards and 17 TDs, finished with a 101.8 rating, besting Washington's Mark Rypien (97.9) for the title.

When Young was injured at Atlanta November 3, QB Steve Bono (1,617 yards, 11 TDs) came off the bench to rally the team to five consecutive victories. On the defensive side of the ball, S Dave Waymer finished as the leader in total tackles (86), solo tackles (77), interceptions (4), interception return yards (78) and passes defensed (16) and tied CB Kevin Lewis for the lead in forced fumbles (3). LB–DE Charles Haley and DE Larry Roberts each posted seven sacks, while CB Don Griffin's 99–yard fumble return against the Bears set a team record and was the third longest return in league history. San Francisco placed three players on the 1992 NFC Pro Bowl squad, two as starters, as Rice, Guy McIntyre and Haley were all selected (Rice and McIntyre as starters). It was the sixth time in Rice's seven–year career that he was selected to play on the islands. McIntyre and Haley were each selected for the third time.

## 1992

The San Francisco 49ers continued their winning tradition as they once again posted the NFL's best regular season record (14–2), while winning their sixth NFC Western Division title in seven years, and advancing to the NFC Championship Game for the second time in three seasons. In the NFC Divisional Playoffs, the 49ers defeated defending Super Bowl Champion Washington (20–13). However, San Francisco fell to Dallas, 30–20, in the NFC Championship Game at Candlestick Park the following week.

WR Jerry Rice continued to etch his name in football history, becoming the NFL's all–time touchdown reception leader with 103. He tied Steve Largent's mark of 100 in Week 13 against the Philadelphia Eagles (11–29), then broke the record the following week vs. the Miami Dolphins (12–6). QB Steve Young, who harvested a total of 34 awards, including the NFL'S Most Valuable Player Award, won the NFL passing title for the second straight year, finishing an amazing 16.3 points ahead of his closest competitor. Young, who passed for 3,465 yards and 25 TDs, finished with a 107.0 rating. Following his 101.8 rating in 1991, it marked the first time in league history that anyone had posted back–to–back seasons with ratings higher than 100 each year. RB Ricky Watters gained 1,013 yards to establish a team rushing record for first–year backs. K Mike Cofer's 107 points led the 49ers in scoring for the fifth consecutive year.

On the defensive side of the ball, linebacking led the charge as LB Bill Romanowski finished as the leader in total tackles (80) and assists (15). LB Mike Walter (67 solo stops) and LB Tim Harris (17 sacks for 116 yards) also led defensive categories. CB Don Griffin paced the defensive backfield with five interceptions and 19 passes defensed.

Fans at Candlestick saw the Niners rewrite part of the team's record book in '92 as they set team marks for total offense (598 yards) vs. the Buffalo Bills (Sept. 13) and points (56) in their win over the Atlanta Falcons (56–17, 10–18). San Francisco placed seven players on the 1993 NFC Pro Bowl squad, including four starters and five first–time participants. Rice, G Guy McIntyre, DT Pierce Holt and Young were all named as starters. TE Brent Jones, Watters and T Steve Wallace were also selected. It was the seventh time in Rice's eight–year career that he was selected to play on the islands and McIntyre was named for the fourth time, while the others made their first visits.

## 1993

The 1993 season was another in a long line of successes for the San Francisco 49ers. Among the team's accomplishments were: a 10–6 record, marking an NFL–record 11th consecutive season with 10 or more victories, the team's 10th NFC West title in 13 seasons and a third appearance in four years in the NFC title game. In addition, San Francisco led the National Football League in scoring and total offense and established or tied five of the team's nine major offensive records. The marks set included most net offensive yards (6,435), most TDs (61), most first downs (372) and highest average gain per play (6.3). The Niners also tied the team mark for net passing yards in a season with 4,302, equaling the record set in 1989.

Individually, QB Steve Young became the first player in NFL history to lead the NFL in passing three consecutive seasons, when he posted a 101.5 rating in 1993. In addition, it was his third consecutive season with a rating over 100, also a league first. Young completed 68 percent of his passes (second highest in team history) for a then club–record 4,023 yards. His 29 scoring passes in '93 ranked third on the team's single–season charts.

RB Ricky Watters led the ground game for the second consecutive season, narrowly missing the 1,000–yard mark with 950 yards. Watters posted 10 rushing TDs during the season and set an NFL single–game playoff record with a five–touchdown outburst vs. the New York Giants. WR Jerry Rice posted one of his best seasons, recording 98 receptions for 1,503 yards and 15 touchdowns on his way to being named NFL OFFENSIVE PLAYER OF THE YEAR by Associated Press. He also received the team's Len Eshmont Award. Defensively, DT Dana Stubblefield was named the NFL DEFENSIVE ROOKIE OF THE YEAR, capping a season in which he registered 10.5 sacks. LB Bill Romanowski (105) and S Tim McDonald (91) topped the team in tackles. Young, Rice and McDonald were selected to the Pro Bowl, joining T Harris Barton, G Guy McIntyre, TE Brent Jones and C Jesse Sapolu with that honor.

## 1994

The 1994 San Francisco 49ers completed one of the most impressive seasons in NFL history by capturing their NFL–record fifth Super Bowl Championship at Joe Robbie Stadium in Miami. San Francisco

defeated the San Diego Chargers 49–26 in Super Bowl XXIX to put the finishing touches on a 16–3 season and win an unprecedented fifth Vince Lombardi Trophy.

The offseason started on a high note. Despite facing an NFL–imposed salary cap in 1994, the 49ers still managed to sign such veteran free agents as LB Ken Norton Jr., LB Gary Plummer, DE Tim Harris, DE Charles Mann, DE Richard Dent, LB Rickey Jackson, C Bart Oates, WR Ed McCaffrey and CB Toi Cook. Then, after some draft day maneuvering, San Francisco came away with two first–round picks in DT Bryant Young and FB William Floyd. Injuries, however, played a key factor early in the campaign. By the end of the second game in Kansas City, the 49ers had lost most of their starting offensive line, as well as the services of Dent, their top pass–rusher, to various injuries. Despite signing CB Deion Sanders prior to Week 3, the problems continued. Still playing with a decimated line, San Francisco suffered its worst loss in almost 14 years when it dropped a 40–8 decision to the Philadelphia Eagles in Week 5 at Candlestick Park. The season turned around the following Sunday at Detroit when the 49ers, trailing 14–0 at one point, rallied to defeat the Lions 27–21. That win started a winning streak that extended 10 games and saw the 49ers finish 13–3 and win the Super Bowl. Among the other highlights from the 1994 season, the 49ers offense was one of the most potent ever. During the 16–game regular season, the 49ers scored a team–record 505 points, a total that ranks as the fourth–highest total in NFL history. The 31.6 points per game average also established a team record. In addition, San Francisco scored 66 touchdowns, shattering the previous team mark of 61.

QB Steve Young recorded one of the finest seasons in NFL history. He set a league record with a QB rating of 112.8 and became the first player in NFL history to lead the league in passing four consecutive seasons. He also set team records for completion percentage (70.2) and touchdown passes (35). In Super Bowl XXIX, he passed for a record six touchdowns, while being named the game's MVP.

Rookie Floyd emerged as one of the league's brightest young stars, rushing for 305 yards and six TDs. The 49ers went 10–1 after he was named to the starting lineup in Week 6 at Detroit. Young finished third on the team in rushing with 293 yards and led the team with seven rushing touchdowns. WR Jerry Rice set a team record with 112 receptions for 1,499 yards and 13 touchdowns. However, his shining moment came in Week 1 vs. the Los Angeles Raiders when he eclipsed Jim Brown's all–time touchdown mark with 127. Norton Jr. led the 49ers with 92 total tackles and 79 solo stops. S Merton Hanks placed second with 79 tackles (66–13) while leading the team with seven interceptions. DT Dana Stubblefield's 8.5 sacks and 53.5 sack yards led the squad for the second consecutive season. And finally, Sanders, who joined the team in Week 3, shattered the team record with an NFL–high 303 interception return yards on six thefts. Among his three returns for touchdowns (tying a team mark) were efforts of 93, 90 and 74 yards. He was named the NFL Defensive Player of the Year as well as a starter in the Pro Bowl. Other Pro Bowl selections included Young, Rice, TE Brent Jones, Oates, G Jesse Sapolu, Hanks, Stubblefield, S Tim McDonald and RB Ricky Watters. CB Eric Davis had a team–leading 22 passes defensed during the regular season and four interceptions in the playoffs.

## 1995

San Francisco once again captured the NFC West Championship, despite battling through a season in which injuries wreaked havoc time and again. Among the key contributors who were sidelined during the campaign were starting FB William Floyd, whose season ended with a severe knee injury in the October New Orleans game, and QB Steve Young, who missed five games with a shoulder injury. Those injuries, in addition to several others in the offensive line throughout the season, would have crippled most teams; however, the 1995 49ers established a reputation as one of the grittiest in team history.

The defensive unit created a new aggressive identity, finishing the season ranked number one in the NFL. Not only did it lead the league in scoring defense, it set team records for fewest rushing yards allowed (1,061) and fewest rushing yards per game (66.3). San Francisco's defense also excelled in takeaways, forcing a total of 34, including a team–record seven (five interceptions, two fumbles) that resulted in touchdowns.

Among the standout performers were Pro Bowl selections CB Eric Davis, FS Merton Hanks and SS Tim McDonald, marking the second consecutive season the 49ers secondary included three Pro Bowl picks. LB Ken Norton Jr. racked up 127 tackles and set a team single–game record by returning two interceptions for touchdowns at St. Louis. LB Lee Woodall and DT Dana Stubblefield rounded out the Niners Pro Bowl defensive players. Offensively, WR Jerry Rice posted the finest of his legendary 11 seasons with the 49ers. He became the NFL's career leader with 942 receptions and 15,123 yards, while also establishing the league's single–season standard with 1,848 yards. He was named as a starter in the Pro Bowl for the 10th consecutive season.

Young, who returned to quarterback the team for the final four regular season games, was also selected to the Pro Bowl, as was TE Brent Jones, who made the squad as an alternate. One of the highlights of the season was the emergence of QB Elvis Grbac. Playing in place of the injured Young, he directed the Niners to three of their biggest wins of the season at St. Louis, at eventual world champion Dallas and at Miami. Floyd was the recipient of the team's Len Eshmont Award.

## 1996

One streak continued and another ended for San Francisco in 1996. With a 12–4 record, the 49ers reached double digits in the win column for the 14th consecutive season, the longest streak in the NFL. However, the upstart Carolina Panthers unseated the Niners as NFC West Champions, ending their four–year reign. San Francisco remained one of the league's most dangerous teams with an aggressive defense and a productive offense. Despite losing QB Steve Young for four full games and parts of four others with various injuries, the 49ers offense ranked second in the NFC with 398 points and sixth in the NFL in total offense.

WR Jerry Rice became the first player in NFL history to record four 100–catch seasons after making a league–high 108 receptions for 1,254 yards. The 12–year veteran earned his NFL record–tying 11th Pro Bowl invitation and was a first–team All–Pro selection. Young won his fifth NFL passing title with a QB rating of 97.2 and was named to the Pro Bowl for the fifth consecutive season.

Defensively, the 49ers had the league's most imposing pass rushing trio in DE Roy Barker, DT Bryant Young and DE Chris Doleman. Barker finished fourth in the NFC with 12.5 sacks, while Doleman's 11 sacks moved him into seventh on the NFL's career list with 115.5. Young was named a starter on the NFC Pro Bowl team and earned first–team All–Pro honors after posting 11.5 sacks and 85 tackles. He also claimed the 49ers Len Eshmont Award as the team's most inspirational and courageous player. The third–year veteran was joined on the Pro Bowl team by FS Merton Hanks, who was invited for the third consecutive season. As usual, Rice's assault on the record books continued. He became the first player in NFL history to register 1,000 career receptions and 16,000 receiving yards. Rice also surpassed K Ray Wersching as the team's all–time leading scorer with 982 points.

## 1997

Although they appeared vulnerable after first week injuries to QB Steve Young and WR Jerry Rice, the San Francisco 49ers rallied under the direction of rookie head coach Steve Mariucci, reclaimed the NFC West title and advanced to the NFC Championship Game. The 49ers finished with a 13–3 mark, including an 11–game winning streak, despite losing Rice for all but two games. They did it behind a newfound running attack and the league's top–ranked defense.

Mariucci became one of 13 head coaches since the NFL–AFL merger in 1970 to lead his team to a division title in his rookie season, and he was the fourth to do it directly out of the college ranks. The former University of California skipper established an NFL record for consecutive wins by a rookie head coach with an 11–game streak (games 2–12). The 49ers claimed their 13th NFC West title in 17 years and posted 10–or–more wins for the 15th consecutive season. Young suffered a concussion against Tampa Bay on opening day, but remained healthy throughout the season and claimed his NFL record–tying (Sammy Baugh) sixth league passing title with a rating of 104.7. The 13–year veteran showed consistency while getting adjusted to a new coach, new running back and two young receivers.

The 49ers made a commitment to a power rushing attack by signing G Kevin Gogan during the offseason. The additional size up front allowed the 49ers to finish fourth in the NFC in rushing yards. RB Garrison Hearst (1,019 yards) became the first 49ers running back to rush for 1,000 yards since 1992. With Rice out, WR Terrell Owens and WR J.J. Stokes became the primary receiving targets. Owens led the team with 63 receptions for 936 yards and eight touchdowns, while Stokes posted 58 receptions for 733 yards and four touchdowns. Rice returned for one game against Denver (12–15) and helped the 49ers clinch home field advantage throughout the playoffs with a 34–17 win. Rice became the first non–kicker in league history to reach 1,000 points with a 14–yard touchdown catch in the second quarter of the Broncos contest.

The 49ers defense led the league in total yards allowed (250.8), finished second in takeaways (41) and was tied for third in sacks (54). They helped

carry the burden as the offense adjusted to new personnel. For the second consecutive season, the 49ers had three players reach double figures in sacks. DT Dana Stubblefield (15.0), DE Chris Doleman (12.0) and LB Kevin Greene (10.5) led the sack attack. Stubblefield finished second in the league in sacks and was named NFL Defensive Player of the Year by Associated Press and earned the Len Eshmont Award as the team's most inspirational player. Of the seven 49ers named to the Pro Bowl, five were from the defense. Stubblefield was joined by Doleman, FS Merton Hanks, LB Lee Woodall and LB Ken Norton Jr. Gogan and Young were San Francisco's offensive selections.

## 1998

Led by one of the most productive offenses in team and league history, San Francisco posted its 16th consecutive winning season and remained one of the NFL's elite teams. Behind the strong arm of QB Steve Young, the powerful legs of RB Garrison Hearst and the triple–threat receiving corps of WR Jerry Rice, WR Terrell Owens and WR J.J. Stokes, the 49ers rolled to a 12–4 regular season mark and an appearance in the NFC Divisional Playoff Game. Young opened the season in sizzling fashion. The 14–year veteran established an NFL record by throwing for over 300 yards in six consecutive games, breaking the previous record of five held by former 49ers QB Joe Montana. Young finished the season completing 322–of–517 (62.3) passes for 4,170 yards and 36 touchdowns. His final passing rating of 101.1 marked the seventh consecutive season he has surpassed the 100–point barrier and earned him his seventh consecutive trip to the Pro Bowl.

The 49ers offensive line, led by Pro Bowl G Kevin Gogan, paved the way for Hearst's record–setting season. Hearst, and his team–record and career–high 1,570 yards rushing, were a major reason the 49ers led the NFL in rushing. His 198–yard performance against the New York Giants on Monday Night Football also set a then team–record and was a personal–best. His four plays of 70 yards or more led the league and helped earn him his first career Pro Bowl selection.

The 49ers receiving corps was in the capable hands of Rice, Owens and Stokes. Rice, returning from a serious knee injury in 1997, earned his 12th career Pro Bowl nomination and finished with a team–high 82 receptions for 1,157 yards and nine touchdowns. The athletic Owens asserted himself among the league's best receivers and brightest young stars by catching 67 passes for 1,097 yards and 14 touchdowns. Stokes caught a career–best 63 passes for 770 yards and eight touchdowns.

The 49ers defense was paced by the inspiring play of DT Bryant Young. Young was having an exceptional season with 54 tackles and 9.5 sacks before suffering a season–ending leg injury against the New York Giants on Monday Night Football. Young was still named Eshmont Award winner although missing the final four regular season games. LB Winfred Tubbs, in his first season with the 49ers, earned his first career Pro Bowl nomination after finishing with 112 tackles. CB Darnell Walker, FS Merton Hanks, S Zack Bronson and S Tim McDonald led the team with four interceptions each.

## 1999

San Francisco had a streak of 16 consecutive winning seasons snapped, after finishing the 1999 season with a 4–12 record. A season–ending injury to QB Steve Young in Week 3 sent the 49ers into a tailspin from which they did not recover. Replacing Young proved to be quite a task for QBs Jeff Garcia and Steve Stenstrom. Garcia received the first try at the job and responded admirably, posting a 24–22 victory, with a QB rating of 106.0, over the Tennessee Titans in his first NFL start. Garcia would start the next four games, but was replaced by Stenstrom in Week 10 at New Orleans. With Stenstrom struggling in starts against the Saints, Rams and Packers, the 49ers coaching staff returned Garcia to the starting lineup for a December 5 game at Cincinnati. And what a return it was. Garcia threw for a career–high 437 yards against the Bengals, including throwing two touchdown passes to WR Jerry Rice. The game proved to be an impetus for Garcia, who over the final five games of the season completed 121–of–182 passes for 1,441 yards, eight touchdowns and three interceptions for a quarterback rating of 98.3.

During that stint, Garcia completed 66.5 percent of his passes and was sacked just three times for 25 yards. San Francisco also was faced with the task of replacing 1998 Pro Bowl RB Garrison Hearst and his team–record 1,570 yards rushing. A key off–season acquisition of RB Charlie Garner proved more than an adequate replacement. Garner rushed for a career–high 1,229 yards, caught a career–high 56 passes for 535 yards and finished third in the NFL with 1,764 total yards.

The San Francisco running attack also was given a boost by second–year FB Fred Beasley's 276 yards rushing and 282 yards receiving, both marks were career–high's. Overall the 49ers led the NFL with 2,095 yards on the ground, becoming the first team to lead the league for consecutive seasons since Buffalo did it in 1991–92. The 49ers also led the league with a per–rush average of 5.0 yards.

The San Francisco receiving corps was once again paced by Rice. He finished the year with 67 receptions for 830 yards and five touchdowns. Certainly not the kind of numbers that Rice is accustomed to, but over the final five games of the season, Rice caught 24 passes for 420 yards (17.5) and three touchdowns. In that span he posted two 100–yard games, including a six–reception, 143–yard effort at Atlanta (1–3) in the season finale. WR Terrell Owens added 60 receptions for 754 yards and four touchdowns while J.J. Stokes totaled 34 grabs for 429 yards and two touchdowns, including a five–reception, 130–yard performance at Atlanta (1–3) in the season finale.

The 49ers defense struggled for much of the season, but was highlighted by several individual performances. DT Bryant Young was named the Associated Press Comeback Player of the Year and earned a Pro Bowl selection. After overcoming a devastating leg fracture that ended his 1998 season and left his future clouded in doubt, Young answered all questions by earning a Pro Bowl nomination with his 11.0 sacks on the season. S Lance Schulters, in his first season as a starter, responded by finishing second in the NFC with six interceptions, including a game–winning 64–yard return against New Orleans (9–19) in the second week of the season. Schulters was named as the starting free safety for the NFC squad in the 2000 Pro Bowl.

## 2000

San Francisco opened its sixth decade in the NFL under new leadership. The transfer of ownership from Edward J. DeBartolo, Jr. to his sister Denise DeBartolo York was approved by the NFL May 23, 2000. DeBartolo, Jr. ended his tenure after guiding the 49ers to five Super Bowl Championships and 16 postseason appearances. A young San Francisco team, which at one point started five rookies on defense, showed marked improvement throughout the season, winning four of the last six games, to finish 6–10.

The offense again was one of the best in the league, which led to three starters being named to their first Pro Bowl – QB Jeff Garcia, RB Charlie Garner and WR Terrell Owens. Garcia, who was in his first season as the full–time starter, set the pace for the offense all season long. He set career–highs in every category, completing 355–of–561 passes for a team–record 4,278 yards, with 31 touchdowns and only 10 interceptions. He finished the year ranked fifth in the NFL with a 97.6 quarterback rating. Garcia started all 16 games and had six 300–yard passing games, including a 402–yard effort against Chicago in December, which was his third straight 300–yard passing performance and his sixth of the season. His productivity not only led to his first Pro Bowl appearance, but Football Digest also named him the NFL'S Most Improved Player.

WR Terrell Owens was one of the many benefactors of Garcia's success. Owens posted his second career 1,000–yard season, catching a career–high 97 passes for 1,451 yards, which ranked him fourth in the NFL. Owens, who only played in 14 games during the season, also had five 100–yard games and scored a team–high 13 touchdowns. Owens had his best performance of his career against Chicago in December, breaking a 50–year old NFL record with 20 receptions for 283 yards and one touchdown. Owens broke Tom Fears' NFL record of 18 receptions in a game, which he set back in 1950 with the Rams. The 49ers backfield was again in the capable hands of Garner and FB Fred Beasley. Garner earned his first Pro Bowl appearance and became the fourth 49ers running back to rush for 1,000 yards in back–to–back seasons. Garner, behind the stellar play of the 49ers offensive line, ran for 1,142 yards on 258 carries and seven touchdowns. Also a receiving threat, Garner set career–highs with 68 receptions for 647 yards and three touchdowns. In addition, he established a team record with 201 yards rushing vs. Dallas. Beasley also had a solid year, rushing for 147 yards on 50 carries and three touchdowns, while catching 31 passes for 233 yards and three touchdowns.

The 49ers defense was young, but got better over the last half of the season. The defense was again paced by the efforts of DT Bryant Young, who posted 51 tackles and led the team in sacks with 9.5. LB Ken Norton Jr. was one of only three players to start all 16 games, extending his consecutive games streak to 160. The 49ers defense started five rookies in the final game at Denver and had seven different rookies start throughout the 2000 campaign. Rookies CB Ahmed Plummer, DE John Engelberger and CB Jason Webster all started at least 10 games. Six rookies—Plummer, Webster, Engelberger, LB Julian Peterson, DT Cedric Killings and S Ronnie Heard—participated in more than 20–percent of the total 1,096 plays.

## 2001

The San Francisco 49ers made their return to the playoffs after a two–year absence, as the young and improving team posted a 12–4 record. The year marked the return of RB Garrison Hearst, who came back from a devastating ankle injury that kept him out of football for two seasons. Hearst rushed for 1,206 yards, was named Associated Press Comeback Player of the Year and also earned his second career Pro Bowl nomination. In total, the 49ers had six players travel to the islands for the annual all–star game. In addition to Hearst on offense, QB Jeff Garcia and WR Terrell Owens made their second straight appearances, C Jeremy Newberry played in his first Pro Bowl, G Ray Brown made the first Pro Bowl appearance in his 16–year career, and on defense DT Bryant Young made his third Pro Bowl appearance, anchoring the 49ers defense that improved from ranking 29th in 2000 to 13th in 2001.

The offense was again in the capable hands of Garcia. The Gilroy native proved that 2000 wasn't a fluke. He completed 316–of–504 passes for 3,538 yards. The third–year veteran also threw 32 touchdowns, becoming the first 49ers quarterback to throw for 30 or more touchdowns in consecutive seasons. Owens was one of Garcia's favorite targets, especially when it came to the endzone. Owens caught 93 balls for 1,412 yards and a career–high and NFL leading 16 touchdowns. While Hearst was the big story, the offensive line, which returned all five starters from the 2000 season, proved to be vital to the team's success. For the fifth consecutive season, San Francisco produced a 1,000–yard rusher, which set a new team record.

The defense was still young, but improved as the season progressed. The defensive line added two new starters to the mix, although one of them was not so new. DT Dana Stubblefield returned to the 49ers after spending three seasons with Washington and rookie DE Andre Carter made an impression, especially in the last four weeks of the season when he was named NFC Rookie of the Month. Carter led the team in sacks with 6.5, adding 4.5 of those in the last five games. The unit as a whole improved over the last half of the season, posting a team–record three shutouts in the last month of the campaign. Another big addition was LB Derek Smith, who came over from the Redskins as well. Smith brought with him four consecutive seasons of 100 tackles or more. Smith kept that streak alive as he led the defense with 126 total tackles. Also helping the defense with its improvement was S Zack Bronson and CB Ahmed Plummer. Both players recorded career–highs with seven interceptions each. Bronson also returned two for touchdowns, including a career–high and team record 97–yard return at Chicago.

## 2002

The San Francisco 49ers entered 2002 with hopes of advancing past the first round of the NFC playoffs. The team accomplished the mission finishing the season with 10 wins and advancing to the NFC Divisional Playoffs in grand fashion with the second largest playoff comeback in NFL history. The 49ers finished the season with a 5–1 division record and won their first division title since 1997. The team's success came from its ability to minimize turnovers, along with a strong running game. The 49ers gained 2,244 yards on the ground for the second consecutive season and RB Garrison Hearst established a career–high with eight rushing touchdowns. Helping Hearst were Pro Bowlers G Ron Stone and C Jeremy Newberry, who anchored an offensive line that was third in the NFL in fewest sacks allowed.

San Francisco had the least amount of turnovers in the NFC with 17. In his third season as director of the 49ers offense, QB Jeff Garcia earned his third consecutive Pro Bowl berth. He completed 62 percent of his passes and tied a team record by directing five fourth–quarter comebacks. WR Terrell Owens continued his dominance with a career–high 100 receptions and led the NFL with 13 receiving touchdowns. Owens surpassed 1,000 receiving yards for the third consecutive season and earned his third consecutive Pro Bowl bid.

Defensively, LB Julian Peterson had a breakout season with a career–high 104 tackles. He shut down several of the league's top tight ends and made history by playing four positions in a single game against Dallas (12–8). His effort earned him his first career Pro Bowl appearance. DT Bryant Young added an interior presence with his fourth career Pro Bowl nomination and S Tony Parrish proved to be an invaluable pickup with a career–high seven interceptions. He won the Len Eshmont and the Ed Block Courage Award, both firsts for a player in his inaugural season.

## 2003

Head Coach Steve Mariucci was released from the final year of his contract on January 15, 2003. The 49ers conducted an extensive search for Mariucci's successor and in the end hired Dennis Erickson. Erickson was introduced as the 14th head coach in 49ers team history on February 12, 2003. The Erickson era started with a 7–9 record for the 49ers in 2003.

The team struggled on the road, winning only one game, but was impressive at home, scoring more than 45 points in two separate home games. The team was represented in the Pro Bowl, the 23rd consecutive year the 49ers had at least one team representative in the islands. In 2003, WR Terrell Owens made his fourth consecutive Pro Bowl, LB Julian Peterson made his second consecutive trip and FB Fred Beasley made his first career appearance in Hawaii. On offense, QB Jeff Garcia missed three games due to injury, but threw for 2,704 yards and 18 touchdowns. In his place, QB Tim Rattay responded admirably, throwing for 856 yards and seven touchdowns while posting a 2–1 record in those three games. RB Kevan Barlow recorded his first career 1,000–yard rushing season after becoming the main tailback after RB Garrison Hearst went down with a knee injury and missed the final four games. Owens recorded his fourth consecutive 1,000–yard season, amassing 1,102 yards despite missing the final game of the year.

The 49ers defense finished the year ranked 13th overall in the NFL and ninth against the run. The unit was led by Pro Bowler Peterson, who led the team in sacks with seven, and S Tony Parrish, who tied for the league lead with nine interceptions. The group as a whole recorded 42 sacks on the year, the highest total since 1998, which was good for second in the NFC and tied for fourth in the NFL. In addition, the 49ers defensive unit allowed only 268 yards per game, the lowest total since 1997. San Francisco also caused turnovers as evidence by its 13 fumble recoveries, its highest total since 1997.

## 2004

The San Francisco 49ers continued to build depth with a young squad of versatile and talented athletes in 2004. Despite a 2–14 overall record, the group was able to gain significant experience while individuals on both sides of the ball notched career milestones over the 16–game span. The 49ers also swept NFC West rival Arizona in two thrilling overtime battles in the confines of both Monster Park and on the road in Sun Devil Stadium. The team was also represented in the Pro Bowl for the 24th consecutive year as LS/TE Brian Jennings made his first trip to the Pro Bowl. Jennings was chosen to serve as a "need" player in Hawaii by the NFC coaching staff. On offense, TE Eric Johnson returned to the lineup after missing 2003 with a broken collarbone and paced the team with 82 receptions for 825 yards and two touchdowns. His performance was the best–ever by a 49ers' tight end.

WR Brandon Lloyd led the scoring attack with six touchdown receptions while RB Kevan Barlow steadied the ground game with 244 carries for 822 yards and seven touchdowns. Under center, QB Tim Rattay battled shoulder, forearm and foot injuries to play in nine games, including a career–best 417–yard performance in the 49ers first of two bouts against Arizona. Rattay rallied the offense from a 16–point fourth–quarter deficit to win 31–28 in overtime. In the process, he completed a team–record 38 passes en route to his first 400–yard game.

DT Bryant Young's 11 years of NFL experience served as the veteran voice behind the defensive unit. Young led the line with 79 tackles and three sacks and enjoyed a career game against Chicago after notching 10 tackles and two sacks, his 17th career multi–sack game. For his efforts, Young was presented the team's Len Eshmont and Bill Walsh Awards. It was an unprecedented fifth Len Eshmont award win for Young. DE John Engelberger responded with a career year, with a career–high 64 tackles. He led team with 6.0 sacks. Also a steady rock on defense was SS Tony Parrish, who started all 16 games to give him 112 consecutive career starts, the third–longest active streak at his position. LB Derek Smith also chipped in at the linebacker post, reaching the 100–tackle plateau for the eighth straight year. Smith and fellow LB Jeff Ulbrich led the team with 167 tackles. After a season–ending Achilles injury to LB Julian Peterson, LB Jamie Winborn stepped up with 104 tackles, 4.5 sacks and three forced fumbles.

The 49ers also saw much promise from a handful of young participants. Second–year T Kwame Harris played in 14 contests and did not allow a sack in the last five games after returning to the starting lineup on the left side. Also gaining experience on the line was rookie G Justin Smiley who played in all 16 games with nine starts. On the opposite side of the ball, rookie RCB Shawntae Spencer finished third in the league with 12 starts as a rookie. He also led the defensive unit with 12 passes defensed. Second–year DT Anthony Adams continued to flourish in his role, registering a career–high nine stops against Washington. The special teams unit remained staunch, led by the efforts of rookie P Andy Lee. Lee finished the season with a 41.6–yard av–

erage, the highest since P Reggie Roby during the 1998 campaign. He led all rookies in the NFC in gross average and boomed an 81–yard punt against Tampa Bay (11–21–04) which was the longest of 2004 and the fourth–longest in team history. Another rookie, S Keith Lewis, also made his presence felt as he became the first player in 49er history to block a punt, force a fumble and recover a fumble in the same season. Lewis was able to accomplish this tri–fecta on only special teams plays.

## 2005

The San Francisco 49ers faced a tremendous amount of adversity during the 2005 campaign un–der new Head Coach Mike Nolan, but utilized both the highs and lows as opportunities to grow and im–prove. With a mix of veteran experience and young talent, the team doubled their win total from 2004 with a 4–12 record, including a series sweep over NFC West division rival St. Louis, a home win against playoff contender Tampa Bay, and a nail–biting overtime victory in the 2005 season finale against Houston.

The 49ers also made a historic trip to Mexico City to play NFC West division rival Arizona in front of an NFL–record 103,467 fans. Even though the 49ers lost a league–high 101 games by starters, includ–ing three of the four starters in the secondary, there were many individual and team bright spots, includ–ing strong showings from five players who started every game in 2005 (LB Derek Smith, NT Anthony Adams, G Justin Smiley, T Kwame Harris and C/G Eric Heitmann). Of the 11 original 2005 draft selec–tions, 10 went on to spend the 2005 season on the 49ers roster and contributed on offense, defense and special teams. Six of the 10 started in some capac–ity throughout the season (RB Frank Gore, QB Alex Smith, G David Baas, T Adam Snyder, TE Billy Bajema and CB Derrick Johnson).

On offense, four different quarterbacks saw time under center. The most experienced of the four in the quarterback rotation, Tim Rattay, took the initial starting reins and led the 49ers to a 28–25 opening day victory against St. Louis. Shortly after, first over–all draft pick Alex Smith made his professional de–but, stepping in to relieve Rattay at Arizona in Mexico City. With the eventual trade of Rattay in Week 7 to Tampa Bay, and a knee injury to Smith, both Ken Dorsey and Cody Pickett also stepped in to call plays in the pocket. Smith returned to the starting lineup and gained valuable playing experience, seeing ac–tion in nine games with seven starts while showing outstanding poise and maturity in the pocket.

WR Brandon Lloyd led the aerial attack with 48 catches for 733 yards including five touchdowns from four different quarterbacks. WR Arnaz Battle also gained ground after rebounding from a knee injury, averaging 11.3 yards per catch while snag–ging three touchdowns. On the ground, RB's Kevan Barlow, Frank Gore and Maurice Hicks all chipped in 100–yard single–game performances and three touchdowns each. Gore had a stellar first season while pacing all 49ers rushers with 127 carries for 608 yards. After losing C Jeremy Newberry and LT Jonas Jennings to injuries, the offensive line was able to develop some consistency in the second half of the season with rookie LT Adam Sndyer and rookie G David Baas making significant strides as starters. Eric Heitmann also held strong as both a guard and center.

Defensively, veteran leader DE Bryant Young led the team with eight sacks (including three multi–sack contests), his most since 2000. His 77.5 sacks put him into third place on the 49ers all–time sack leader list. For his stellar performance, Young was voted by his teammates as the 49ers recipient of the Len Eshmont and Ed Block Courage Awards. Also paving the way was LB Derek Smith, whose 163 tackles led the 49ers, his fifth straight time to pace the unit. The team's co–MVP/Bill Walsh Award win–ner also notched his ninth straight 100–yard cam–paign. In the absence of an injured Jeff Ulbrich, LB Brandon Moore responded by finishing second on defense with career highs in tackles (93), sacks (5), interceptions (1) and fumble recoveries (1). Before he was lost for the season with a fractured fibula, S Tony Parrish posted two interceptions, returning one for a touchdown. His teammates, CBs Mike Adams and Shawntae Spencer led the team with four intercep–tions and a touchdown return each.

The special teams unit played a big part in the team's scoring efforts as co–MVP Bill Walsh Award winner K Joe Nedney accounted for 97 49ers points off of 28 field goals (including a 56–yard career long) and 19 extra points. P Andy Lee's three touchbacks in 107 punts placed him with the third–best ratio of touchbacks–to–punts among punters with 30 or more kicks in 2005. Special teams ace Terry Jackson stayed true to his form by leading the coverage unit with 21 tackles. And rookie return man Otis Amey got the season off to an electrifying start after returning a 75–yard punt for a touchdown in the season open–er against St. Louis. Amey became the fifth 49ers rookie to return a punt for a touchdown and the first to do so on his first–ever return. He also became the second 49ers player (behind WR Nate Singleton) to score a touchdown on his first touch.

## 2006

Under the direction of second–year Head Coach Mike Nolan, the 49ers continued to build a frame–work for success – that included utilizing young talent sprinkled with enough veteran leadership to mentor and keep the group heading in the right di–rection. After a 4–12 campaign in 2005, the 49ers significantly increased their win total to seven and closed the year with two, morale–boosting road wins in Seattle and Denver to finish 7–9. The organization picked up some key free agents prior to the start of the 2006 season, including All–Pro and future Hall of Fame G Larry Allen, speedy playmaker CB Walt Har–ris and 13–year NFL veteran and proven Super Bowl winner QB Trent Dilfer. Their acquisitions paid im–mediate dividends. Allen and Harris joined second–year RB Frank Gore at the Pro Bowl to mark the 25th time in club history the team has been represented, and Dilfer served as a sturdy mentor to second–year starting QB Alex Smith.

The 49ers also added talent through the draft, picking up nine immediate contributors. Eight of the nine draft picks (TE Vernon Davis, LB Manny Lawson, WR Brandon Williams, RB Michael Robinson, DE/LB Parys Haralson, TE Delanie Walker, S Marcus Hudson and DE Melvin Oliver) saw action during the season while three (Davis, Lawson and Oliver) were starters.

Offensively, the 49ers grew by leaps and bounds, largely in part to the schemes and game plans run by new Offensive Coordinator Norv Turner. QB Alex Smith began to flourish under Turner's guidance and became the first–ever 49ers quarterback to take every snap for the entire regular season while showing dramatic improvement in year two. He set career highs in every offensive category and led the 49ers to a fourth–quarter comeback win (24–14) in Seattle in his first career primetime game. C Eric Heitmann held strong under center, serving as the line's vocal and emotional leader and Bobb McKit–trick Award winner. Leading the offensive production was RB Frank Gore, who plowed behind the line and new free agent FB Moran Norris en route to setting a franchise–record 1,695 rushing yards, tops in the NFC, and another record 2,180 combined yards. His 212–yard performance against Seattle was the highest single–game rushing total in 49ers history and was one of nine 100–yard rushing performanc–es on the season. Gore was voted the team's co–MVP/Bill Walsh Award winner and Ed Block Cour–age Award recipient. Also chipping in was rookie TE Vernon Davis, who scored on his first NFL touch, a 31–yard touchdown catch in the season opener at Arizona.

The defensive unit overcame some early strug–gles and improved significantly during the second half of the season. LB Brandon Moore led the unit in tackles (114) and sacks (6.5) in his first year as a full–time starter. Consummate veterans LB Derek Smith (93 tackles), DT Marques Douglas (75 tackles, three sacks) and seven–time Len Eshmont Award winner DE Bryant Young (60 tackles, 5.5 sacks) led the group up front while CB Walt Harris and S Keith Lewis (72 tackles, two interceptions, one sack) proved to be new, impact presences in the second–ary. Harris finished with one sack and a career–high eight interceptions including a 28–yard touchdown return at Denver. Rookie LB Manny Lawson wrapped his inaugural campaign with 65 tackles, 2.5 sacks, one interception and a blocked punt while rookie DE Melvin Oliver had 50 stops, one sack and a 12–yard fumble return for a touchdown. On special teams, K Joe Nedney amassed 116 points, the second–highest total of his career and eighth most in team history. Nedney was also successful on three onsides kicks. RB Maurice Hicks continued to play a key role in the special teams effort. He led the unit with 20 tackles, one fumble recovery and also returned 57 kickoffs for a franchise record 1,428 yards, third best in the NFC. Also making a difference on the special teams unit was rookie RB Michael Robinson, who finished with 16 stops and a 33–yard return for a first down on a fake punt at Seattle.

## 2007

Head coach Mike Nolan and his team entered the 2007 season believing that anything less than the playoffs would be a disappointment. Unfortunately, the team fell far short of that mark with an overall 5–11 record as four different quarterbacks took the helm of the 49ers offense. 49ers fans did experience some highlights in 2007, including another 1,000–yard rushing season for RB Frank Gore and a stellar season by LB Patrick Willis. The 49ers top pick out of Ole Miss won Defensive Rookie of the Year and Pro Bowl honors. Willis was also the only NFL rookie to be named All–Pro in 2007, becoming the first 49ers defensive rookie to earn the honor since CB Ronnie Lott in 1981. His 226 tackles was an unofficial NFL record and Willis earned numerous additional acco–lades. P Andy Lee joined Willis at the Pro Bowl as he put together one of the greatest punting season in NFL history. Lee set an NFL record for punts downed

inside the 20–yard line with 42, while ranking second in gross punting average (47.3) and net punting average (41.0) behind Oakland's P Shane Lechler.

The 49ers went 2–1 in primetime games in 2007, winning the season opener on Monday Night Football against the Arizona Cardinals and defeating the Cincinnati Bengals on a Saturday night game in December. QB Alex Smith started the season with a 2–1 record before experiencing a shoulder injury in the fourth game of the season against Seattle. He eventually was placed on Injured Reserve in December and underwent surgery. QB Trent Dilfer stepped in for Smith and led the team with 1,166 passing yards on 113–of–219 passing. Dilfer eventually would suffer a concussion vs. Minnesota (12–9), and QB Shaun Hill replaced the veteran in Week 13 of the season. Hill was sharp during his three games of action, completing 54–of–79 passes for 501 yards with five touchdowns and one interception. However, Hill would also succumb to injury, being sidelined with a back injury for the season finale. QB Chris Weinke saw action in the final game of the season.

Despite inconsistency on offense, the 49ers special teams unit was among the league's most elite in 2007. K Joe Nedney connected on 17–of–19 field goal attempts, while Lee booted 49 punts of 50 or more yards (16 more than any other punter). At the conclusion of the season, one of the all–time great 49ers, DT Bryant Young, retired from the NFL after 14 seasons with San Francisco. Young led the 49ers with 6.5 sacks and finished with 89.5 sacks for his career, which is third on the 49ers all–time sack list behind Cedrick Hardman and Tommy Hart. He earned his eighth Len Eshmont Award, given to the player who best exemplifies the inspirational and courageous play of Len Eshmont.

## 2008

The San Francisco 49ers entered the 2008 season following a simple mantra, 'One game at a time.' Throughout the year, 49ers players and coaches experienced several transitions and tribulations, but did not allow their minds to linger in the past, nor venture too far into the future. The focused approach proved effective as the team won five of its final seven games to close out the season.

After a promising 2–1 start to the year, San Francisco dropped four straight contests before making a change at head coach. In his fourth season at the helm of the 49ers, Mike Nolan was replaced by assistant head coach/linebackers coach Mike Singletary. Upon accepting the position, Singletary said the foundation was in place to take the team to the 'next level.' The response by his players and staff proved positive as the 49ers finished with a 5–4 record under Singletary's direction. Immediately following the conclusion of the season finale against Washington, team President Jed York announced to onlooking players and coaches in the locker room that Singletary would remain the 49ers head coach moving forward. The quarterback position was one of the first areas that Singletary addressed when taking over midway through the 2008 season. QB J.T. O'Sullivan started the first eight games of the year and showed an ability to make big plays, but costly turnovers proved to be problematic for the signal caller. O'Sullivan was replaced at the end of the first half of Singletary's first game as head coach against Seattle. Singletary later announced QB Shaun Hill would take over the starting role for the remainder of the season. The move appeared to be the right one as Hill went on to post a 5–3 record and a 87.5 overall passer rating. While Hill made his season debut midway through the year, RB Frank Gore was once again the centerpiece of the 49ers offense.

Despite missing two games with an ankle injury, Gore became the first 49ers player to rush for over 1,000 yards in three consecutive seasons, finishing the year with 1,036 rushing yards and 1,409 total yards from scrimmage. WR Isaac Bruce, who earned the team's coveted Len Eshmont Award in his first season in a 49ers uniform after spending 14 years with the Rams, recorded team–highs in receptions (61), receiving yards (835) and touchdown catches (7). TE Vernon Davis, who was named as an alternate for the Pro Bowl, finished the season ranked fourth on the team in receptions (31) and receiving yards (358).

On defense, Singletary consulted with defensive coordinator Greg Manusky and transitioned the unit into a more simplified, yet productive 3–4 alignment midway through the season. Over the final nine games of the year, the 49ers improved from 23rd in total defense to finish 13th (326.0) in the NFL. LB Patrick Willis earned his second consecutive Pro Bowl nod after totaling a team–high 185 tackles, while LB Takeo Spikes ranked second on the team with 122 tackles to go along with three interceptions in his first year with San Francisco. LB Parys Haralson had a breakout season with eight sacks, the most by a 49ers linebacker since Kevin Greene posted 10.5 in 1997. The 49ers defensive line got a boost with the offseason signing of DE Justin Smith, who ranked second on the team with seven sacks and fourth on the squad with 104 tackles.

As one of the most experienced units in the NFL, the 49ers secondary finished the season strong, allowing an average of 177.4 passing yards per game over the final five contests, which ranked third among NFL teams during that time span.

For the second year in a row, the 49ers special teams unit ranked among the best in the NFL. Led by special teams coordinator Al Everest, P Andy Lee, KR/PR Allen Rossum and RB Michael Robinson were all named alternates for the Pro Bowl. Lee finished the season ranked third in the NFL with a career–high and team–record 47.8 gross average.

## 2009

The 49ers took a step forward in 2009, recording their best finish since 2002 with an 8–8 record in head coach Mike Singletary's first full season, which included a 5–1 record against the NFC West. The 49ers opened the season with a bang against the defending NFC Champion Arizona Cardinals. LB Patrick Willis, who was named to his 3rd consecutive Pro Bowl as a starter at year's end, recorded the first of his career–high 3 INTs on the year to propel his team to a 20–16 road victory. RB Frank Gore also played a large role in the win, scoring the go–ahead TD in the 4th qtr. as part of a 2–score performance. On the season, he went on to set personal bests with 10 rushing TDs and 13 total TDs, while becoming the only 49er ever to post four 1,000–yd. rushing seasons, despite missing two games to an ankle injury. Gore repeated his 2–TD performance the following week in a 23–10 victory at home against Seattle, running for scores of 79 and 80 yds. to join RB Barry Sanders as the only players in NFL history to register 2 TD runs of 75+ yds. in a single game.

With the momentum of a spotless division record, San Fran traveled to Minnesota for what would be an action–packed matchup. In a game where an ankle injury felled Gore on his first attempt, TE Vernon Davis rose to the occasion and recorded 2 TDs, one of which gave the 49ers a 4–point lead in the 4th qtr., which they held until Minnesota's last drive. Vikings QB Brett Favre milked every last second as he fired a 32–yd. TD pass with 2 seconds remaining, stabbing the hearts of 49ers fans. The 49ers bounced back the next week against St. Louis, defeating the Rams 35–0 to mark the first shutout by the team since 2002.

Following a crushing 45–10 loss to Atlanta at Candlestick Park, San Fran added another weapon to its arsenal as rookie WR Michael Crabtree joined the team over the bye weekend after missing the first 5 games of the season because of a contract impasse. Crabtree hit the ground running and went on to lead all NFL rookies with a 56.8 yds./game avg. over the final 11 contests. In his debut at Houston, the rookie dazzled the crowd with some acrobatic catches, but the show would eventually turn to two 49er veterans. After falling behind 21 points at halftime, Singletary made a change at quarterback, inserting Alex Smith into the lineup for Shaun Hill. Smith, who hadn't seen any action in nearly two years, responded by throwing a career–high 3 TDs in the final 2 qtrs., all of which were caught by Davis. Following the Texans game, Smith would go on to start the remainder of the season and register career–highs in passing TDs (18), completion pct. (60.5) and quarterback rating (81.5), while Davis proceeded to put up historic numbers on his way to being named a starter in his first Pro Bowl. The talented tight end finished the year with 965 yds. and tied the NFL single–season record for TD receptions (13) by a tight end. The next week at Indianapolis, the team lost starting LT Joe Staley on the first offensive play to a knee injury.

Behind the crafty play–calling of defensive coordinator Greg Manusky, the 49ers became the only team to hold NFL MVP QB Peyton Manning without a TD on the season. Despite the unit's valiant effort, the 49ers fell 18–14. A 34–27 loss to the Titans at home inspired the squad for a prime–time, Thursday Night Football showdown against Chicago. In what was a microcosm of the defense's season, the unit recorded 5 INTs, including SS Michael Lewis' victory–sealing pick in the end zone. After digging themselves a 23–3 hole at Green Bay, San Fran valiantly battled back in the final 2 qtrs., only to come up short by less than a TD in the 30–24 defeat.

The defense exacted revenge at home against Jacksonville the following week, allowing just 3 points as Davis and Gore each scored in the 20–9 victory. Despite a career–high 310 yds. passing from Smith, the 49ers lost in Seattle, 20–17, before returning home for a prime time, MNF rematch against Arizona. A statement game for the defense, the 49ers forced 7 turnovers (5 FRs, 2 INTs), including a franchise record 7 FFs, as the 24–9 win sealed the season sweep of the Cardinals. The Niners penchant for forcing turnovers allowed them to post the NFL's 5th–best turnover ratio in 2009 (33 takeaways; 24 giveaways). In the blizzard–beaten city of Philadelphia the following Sunday, the Niners struggled with turnovers in a 27–13 loss to the Eagles. Facing Detroit a week later, TDs from Davis and Gore led the way as the 49ers outgunned the Lions 20–6.

San Fran would move toward its final game in St.

Louis with a chance to secure its first non–losing season since 2002. Overcoming a slow 1st half, Alex Smith and Co. put up 28 points in the final half, including a 73–yd. TD catch by Davis to register his record–tying total. Gore capped off the day with 2 TDs and his 5th 100–yd. performance of the year, giving him 20 such career games and tying him with Joe Perry for the franchise record.

## 2010

The San Francisco 49ers entered the 2010 season with high hopes, having finished the previous season with their best record since 2002 and having five players named to the Pro Bowl. The 49ers dug themselves an insurmountable deficit with a 0–5 start that they ultimately could not overcome. San Francisco finished the year with a 6–10 record and a third place finish in the NFC West. The 49ers opened the season on the road against the Seattle Seahawks. With the arrival of former USC head coach Pete Carroll, the 49ers were not completely certain about what to expect and were stunned by a 31–6 loss.

The Niners opened their home slate on Monday Night Football against the Super Bowl Champion New Orleans Saints to Candlestick Park. RB Frank Gore rushed for 112 yds., and 1 TD on the ground and 1 through the air. 49ers QB Alex Smith passed for 275 yards, but his heroics were not enough as New Orleans posted a late FG giving the Saints a 25–22 victory. A dismal offensive performance in a 31–10 loss in Kansas City influenced head coach Mike Singletary to let offensive coordinator Jimmy Raye go and promote QBs coach Mike Johnson to the role of play–caller. In week 4 the Niners traveled to Atlanta. The 49ers started fast but their inability to finish, however, ultimately cost them a win as the Falcons edged them,16–14.

San Francisco returned home for its 2nd prime–time matchup in as many home games. NBC's Sunday Night Football pitted them against the Philadelphia Eagles. Again, San Francisco showed up under the brightest of lights, posting 309 yds. through the air including 3 TDs, but a late game INT gave the 49ers their 5th straight loss of the season, 27–24. The 49ers added some rays of hope against the visiting Oakland Raiders. Gore accounted for 149 yds. rushing, leading the 49ers offense to 349 yds. of total offense and earning the Niners their first win of the season, 17–9.

The 49ers next test would be at Carolina. The Niners failed to capitalize on a late–game lead and allowed the Panthers to mount a 20–23 comeback victory on a game–winning FG as time expired. Starting QB Alex Smith suffered an injured shoulder during the 4th qtr. At 1–6, the team boarded a plane and traveled to London for a week–long road trip to square off with the Denver Broncos in the 2010 International Series game. With QB Troy Smith at the helm due to the injury to Alex Smith a week earlier, the "home team" defeated Denver, 24–16. After the bye week, the 49ers returned home to defeat division foe St. Louis 23–20 in OT, behind the big–play arm of Troy Smith and the Frank Gore run game.

The ensuing 21–0 shutout by Tampa Bay at Candlestick, the first home shutout since 1977, inspired the squad for a prime–time, MNF showdown at Arizona. The defense held the Cardinals to just 13 yds. rushing and forced 2 turnovers. Unfortunately, perennial Pro Bowl RB Frank Gore suffered a fractured hip during the contest ending his season. After a forgettable 34–16 loss to Green Bay at Lambeau Field, San Fran erupted for a season–high 40 points against the visiting Seahawks. Mike Singletary had handed the started QB role back to Alex Smith after the GB loss, and he went on to throw for 255 yds. and 3 TDs in the 40–21 win. Despite the momentum the Niners seemed to gain they lost, 34–7, at San Diego in a Thurday night matchup.

Despite a 5–9 record, San Francisco was still in NFC West hunt. Looking for a spark Singletary once again switched QBs, this time to Troy Smith. The spark that was expected never came to be and the 49ers suffered a devastating, 25–17, loss at St. Louis. With the division title and all playoff hopes out of reach, team President and CEO Jed York relieved head coach Mike Singletary of his duties that evening. Defensive line coach Jim Tomsula was later promoted to interim head coach for the final week of the season. The 49ers battled to finish the season with a favorable taste in their mouths vs. Arizona. RB Brian Westbrook notched 2 TDs while Alex Smith threw for 276 yds., 2 TDs and a QB rtg. of 107.8, in a 38–7 win.

## 2011

The San Francisco 49ers 2011 season began with great hope surrounded by as much, if not more, uncertainty, due in large to the arrival of head coach Jim Harbaugh and the lack of an offseason for the new coaching staff to gel with its players. By season's end, Harbaugh had led his team to a 14–4 record, a NFC West Division Title and a berth in the NFC Championship Game.

Although the 49ers became a blue collar unit focused solely on wins, individual honors were plentiful for the team in 2011. Harbaugh was named AP Coach of the Year at season's end and the team boasted a league–high five First Team AP All–Pros – DT Justin Smith, LB Patrick Willis, LB NaVorro Bowman, K David Akers and P Andy Lee (LT Joe Staley and CB Carlos Rogers were named to the Second Team). San Francisco also posted a NFL–high nine Pro Bowl selections – Smith, Willis, Akers, Lee, Rogers, Staley, S Dashon Goldson, RB Frank Gore, and LS Brian Jennings.

Led by Willis and Smith, both finalists for Defensive Player of the Year, the 49ers defense possessed the most dominant front seven in the game, a unit that produced 40 of the team's 42 sacks and a Defensive Rookie of the Year finalist, LB Aldon Smith, who set the franchise's rookie sack record (14). The unit began the year without allowing a rushing TD in its first 14 games, a feat never before achieved in league history. The defense's NFL–high 38 takeaways allowed the 49ers to lead the league with a team–record turnover differential (plus–28). By the end of the year, the defense ranked 1st in the NFL against the run, 2nd in points allowed, and 4th in total defense.

The San Francisco offense played a physical brand that controlled the tempo of games, rarely made mistakes and made plays when it was ultimately needed. Six times in 2011, QB Alex Smith, RB Frank Gore and the Niners offense mounted come–from–behind wins. The offense tied NFL single–season records for fewest turnovers (10) and interceptions (5). Gore became the franchise's all–time leading rusher surpassing Joe "The Jet" Perry. Smith put together his finest year as a pro, finishing the season with a 90.7 QB rating, a 61.4 completion percentage and the NFL's lowest interception percentage (1.1). The quarterback also tied the franchise record with four, 4th quarter come–from–behind wins on the road (QB Joe Montana – 4 in 1989).

Special teams lived up to its name for the 49ers in 2011, as the unit finished the season ranked atop the NFL. The team featured two record–setting specialists in Akers and Lee. Akers set the NFL record for most field goals made (44) and most points in single–season, no touchdowns (166), while Lee registered a 44.0 net punt average, also setting a new NFL record. KR Ted Ginn Jr. became the first player in franchise history to record a punt return for a touchdown and a kickoff return for a touchdown in the same game in the season opener versus Seattle.

Inside the friendly confines of Candlestick Park, San Francisco posted a 7–1 record. The Niners never trailed by more than 3 points at home all season and averaged 27.6 points per game, ranking 6th in the NFL. The 49ers also boasted a 6–2 record away from home. The 6 wins on the road were the most by the team since 1996 (6–2).

In the 49ers first postseason game since 2002, they defeated the New Orleans Saints, 36–32. TE Vernon Davis shined as he registered 7 receptions for 180 yards and 2 touchdowns, including the game–winning 14 yarder from Alex Smith with :09 remaining.

A magical season came to an end in the NFC Championship game, as the 49ers fell to the eventual Super Bowl Champion New York Giants in overtime, 17–20.

## 2012

Carrying the heavy expectations from a trip to the NFC Championship in 2011, the 2012 San Francisco 49ers took a step further and won the NFC for the first time since the 1994 season. Head coach Jim Harbaugh led his team to a 11–4–1 regular season record, a second straight NFC West Title, and the sixth Super Bowl appearance in franchise history.

For the second consecutive season, accolades accompanied team achievement. The 49ers led the NFL with six First–Team AP All–Pro selections – LB Patrick Willis, LB NaVorro Bowman, LB Aldon Smith, G Mike Iupati, S Dashon Goldson, P Andy Lee and three Second–Teamers DT Justin Smith, LB Ahmad

Brooks and T Joe Staley. In addition to the All–Pros, the 49ers also had nine players selected to the NFC Pro Bowl team – Bowman, Goldson, RB Frank Gore, Iupati, Aldon Smith, Justin Smith, Staley, S Donte Whitner and Willis. The Niners offensive line was also awarded the 2012 Madden Most Valuable Pro–tectors Award, which recognizes the best offensive line in the National Football League.

The 49ers defense picked up where they left off in 2011, dominant. The unit, which returned 10 of 11 starters from 2011, finished 2nd in the NFL in total points allowed (17.1 pts. per game) and 3rd in total defense (294.4 yds. per game). Aldon Smith broke Hall of Fame DE Fred Dean's franchise sack record (17.5 in 1983), with 19.5. That mark was 2nd in the NFL in 2012 and t–10th in NFL history. A stone–wall rush defense held opponents to an average of just 94.2 yds. per game, which ranked 4th in the NFL and a pass defense that allowed 200.2 yds. per game that also ranked 4th. The defensive unit was one of two teams in the NFL to rank in the top five in all four categories (Denver).

A dynamic and physical rushing attack compli–mented the Niners defense in 2012. Gore surpassed RB Roger Craig and RB Joe Perry's franchise record of 50 career rushing TDs by punching in his 51st TD vs. Arz. (12/30). Entering the starting lineup in Week 11 due to an injured QB Alex Smith, QB Colin Kaepernick left opposing defenses in a daze with his versatility. In the Divisional Round of the playoffs vs. GB (1/12/13), Kaepernick set the NFL single–game rushing record by a quaterback with 181 yds. rush–ing and 2 TDs on 16 carries, as well as completing 17 of 31 atts. for 263 yds., and 2 TDs. Big plays from Kaepernick not only came on the ground, but through the air as he completed 21, 25+ yds. com–pletions, which was good for 2nd in the NFL since taking over the starting job.

Special teams started the season off with K David Akers tying a NFL record long FG when he nailed a 63–yd. kick at GB (9/9). Andy Lee sat atop the NFL with a 43.2 net punting average and landed 36 punts inside the 20–yd. line, 3rd most in the NFL in 2012 and the second highest single season total of his career.

The 49ers were 6–1–1 at Candlestick Park this season, with the defense allowing just 9 TDs, the best in the NFL.

In addition to Kaepernick's record–breaking performance in the 49ers 45–31 Divisional Round victory vs. the Packers, San Francisco also became the first team in NFL history to ever have two, 100–yd. rushers [QB Colin Kaepernick (181 yds. rush–ing), RB Frank Gore (119 yds. rushing)] and one, 100–yd. receiver [WR Michael Crabtree (119 yds. receving)] in a playoff game. The following week, the Atlanta Falcons jumped out to a 17–0 lead in the NFC Championship Game at the Georgia Dome and Kaepernick led the charge by hitting 16 of 21 passes for 233 yds. and 1 TD with a QB rating of 127.7 as the 49ers came back to win 28–24. It was the 2nd largest deficit overcome to win a conference championship in NFL history.

The curtains closed on the biggest stage for the 2012 49ers as they fell to the Baltimore Ravens 34–31 in Super Bowl XLVII. The 49ers became the first team in Super Bowl history to have a 300–yd. passer, a 100–yd. rusher and two, 100–yd. receiv–ers in a single game. Kaepernick threw for 302 yds., RB Frank Gore added 110 yds. rushing, WR Michael Crabtree tallied 109 rec. yds. and TE Vernon Davis recorded 104 rec. yds.

## 2013

Following a trip to Super Bowl XLVII in 2012, the San Francisco 49ers battled through adversity and high expectations to reach the NFC Championship Game for the third year in a row. Head coach Jim Harbaugh led his team to a 12–4 regular season record as the team closed out historic Candlestick Park and moves to its new home in 2014, Levi's® Stadium.

Possessing a deep, talented roster, the 49ers had nine players selected to the 2014 Pro Bowl, the second most in the NFL – LB NaVorro Bowman, LB Ahmad Brooks, TE Vernon Davis, RB Frank Gore, G Mike Iupati, S Eric Reid, DT Justin Smith, T Joe Stal–ey and LB Patrick Willis. San Francisco also had one First–Team AP All–Pro selection – Bowman, and four Second–Teamers – Brooks, V. Davis, J. Smith and Staley.

The 49ers defense continued its dominance un–der defensive coordinator Vic Fangio. The unit fin–ished 3rd in the NFL in scoring defense (17.0 pts. per game), 4th in rushing defense (95.9 yds. per game), 5th in total defense (316.9 yds. per game) and 7th in passing defense (221 yds. per game). They were also the only team to not allow a 100–yd. rusher during the regular season.

In 2013, the Niners featured a balanced offen–sive attack. Frank Gore rushed for 1,128 yds. and 9 TDs, which ranked t–6th in the NFL, and WR Anquan Boldin registered team–highs in recepts. (85) and rec. yds. (1,179). It marked the first time since 2003 that the 49ers have had a 3,000–yd. passer, 1,000–yd. rusher and 1,000–yd. receiver in the same season. QB Colin Kaepernick passed for 3,197 yds., the most for a 49ers QB since 2002 (Jeff Garcia – 3,344). He also rushed for 524 yds. during the regular season, which is the 2nd high–est single–season rushing total by a quarterback in franchise history (Steve Young, 1992 – 537). During the postseason, Kaepernick rushed for 98 yds. at GB (1/5/14 – NFC–WC) and 130 yds. at Sea. (1/19/14 – NFC–C). He now owns three of the top five rushing performances by a QB in NFL postseason history.

The 49ers special teams unit was spectacular all season long. Veteran K Phil Dawson made 32 of 36 FG atts., including a franchise–record 27 in a row, en route to recording the 2nd–most made FGs in franchise history. He made two game–winning FGs [vs. Sea. (12/8) and at Arz. (12/29)] and was named NFC Special Teams Player of the Week in Weeks 14 and 17 for both performances. Andy Lee finished the season with the 3rd–highest gross avg. (48.2 yds.) and 4th–highest net avg. (41.7 yds.) in the NFL.

San Francisco took part in the NFL International Series, defeating the Jacksonville Jaguars, 42–10, at Wembley Stadium in London. With the win, the 49ers became the second team to win multiple games at Wembley Stadium (New England).

The 49ers hosted the final regular season game at Candlestick Park against the Atlanta Falcons on Dec. 23. The game marked the 350th played by the 49ers in their longtime home, "It's an iconic venue," said Harbaugh when asked to sum up his feelings before the farewell game. "It'd be an honor to be on that sideline for the last game at Candlestick, and we want to win it." The 49ers would go on to win the game, 34–24, in epic fashion. In the 4th quarter, af–ter closing the gap to 3 points and recovering a cru–cial onside kick, the Falcons seemed poised to score a go–ahead touchdown and threaten the festivities of the final game at Candlestick. However, The 'Stick had one last moment left when CB Tramaine Brock broke up a Matt Ryan pass and NaVorro Bowman made the interception and returned it 89–yds. for the score, sealing the legacy of the historic venue and sending the 49ers into the playoffs.

The season came to an end after dropping a back–and–forth contest with the division–rival Se–attle Seahawks, 23–17, in the NFC Championship Game at CenturyLink Field. Jim Harbaugh became the first head coach in NFL history to lead his team to a conference title game in each of his first three seasons.

## 2014

The San Francisco 49ers inaugurated Levi's® Stadium as their new home in 2014, a season that saw key legends RB Frank Gore and WR Anquan Boldin reach career milestones. With an 8–8 record, the 49ers overcame a slew of injuries to register their fourth–consecutive season with a .500–or–better record for the first time since 1998.

In the final game of 2014, Gore rushed for 144 yds. on 25 carries to become just the 20th run–ning back in NFL history to eclipse the 11,000–yd. mark for his career. He finished the 2014 season with 1,106 rushing yds., becoming the 11th player in league history to rush for 1,000 yds. or more in eight seasons. Boldin also joined the NFL's elite

ranks, becoming just the 17th player in league history to reach 900 career recepts. and the 24th player to record 12,000 receiving yds. He is now one of only four players to record 500–or–more rec. yds. in 12 consecutive seasons, joining the likes of Jerry Rice, Terrell Owens and Randy Moss. Boldin finished the season with 83 catches for 1,106 yds. and five touchdowns.

San Francisco was represented again at the 2015 Pro Bowl as T Joe Staley and G Mike Iupati were selected. Five other players – S Antoine Bethea, G Alex Boone, LB Chris Borland, RB Frank Gore and DT Justin Smith – were named as Pro Bowl alternates.

Defensively, no other team worked through adversity as efficiently as the San Francisco 49ers. Under the direction of defensive coordinator Vic Fangio, the 49ers defense ranked near the top in several categories for the fourth–consecutive season despite injuries to many key players, including All–Pro linebackers Patrick Willis and NaVorro Bowman. San Francisco finished with the league's 5th best unit overall (321.4 YPG), allowing the 7th fewest rushing yds. per game (100.8) and the 5th fewest passing yds. per game (220.7), and finished the season with a league–leading 23 INTs.

On the other side of the ball, San Francisco relied on bell cow running back Frank Gore to be the focal point of the NFL's 4th–best rushing attack, which averaged 136.0 yds. per game. The 49ers managed 62 plays of 10–or–more rushing yds. – 4th–most in the league – as Gore pieced together his eighth season of 1,000–or–more yds. QB Colin Kaepernick threw for a career–high 3,369 yds., 19 TDs and 10 INTs. He tied the franchise record for the most consecutive games with a TD pass (18) following a Week 12 victory over Washington [Steve Young – 18 (10/9/94 – 11/26/95)]. He also rushed for a QB franchise record 639 yds.

Led by K Phil Dawson and P Andy Lee, the 49ers special teams unit maintained its reputation as one of the league's finest. Dawson connected on 25–of–31 FG attempts, including the 2nd most made FGs of 50–or–more yds. among all kickers en route to becoming one of 19 players in NFL history to surpass 1,500 pts. scored. Lee finished the season with the 6th highest punting average (46.8).

San Francisco bid an end to the 2014 season with back–to–back home games. Against the Chargers in Week 16, the 49ers rushed for a franchise record 355 yds., with Gore and Kaepernick both registering150–or–more yds. on the ground. The duo became just the fourth pair of teammates to accomplish that feat in a single game in NFL history.

In the team's final home game, the 49ers topped the Cardinals, 20–17, in a tightly contested matchup. Gore eclipsed the century mark for the fourth time in 2014 and for the 39th time in his career, which is the second–most among all active players.

The 2014 season was full of highs and lows, ultimately resulting in the team missing the playoffs for the first time since 2010.

## 2015

The 2015 season for the San Francisco 49ers was full of ups and downs, but ended on a high note as the team earned an overtime victory over division–rival St. Louis. LB NaVorro Bowman returned to the field after missing all of the 2014 season due to injury and started all 16 games as he led the NFL in tackles with 154 and earned First–Team All–Pro honors. Along with T Joe Staley, Bowman was one of two 49ers selected to the Pro Bowl.

The 49ers opened the season with a 20–3 win on *Monday Night Football* over the Minnesota Vikings led by RB Carlos Hyde, who rushed for a career–high 168 yards and two touchdowns. After a win at home over the Baltimore Ravens in Week 6, the 49ers dropped two division games to fall to 2–6 at the midway point in the season. Heading into Week 9, head coach Jim Tomsula tabbed QB Blaine Gabbert as the starter, as he promptly led the team to a 17–16 victory over the Atlanta Falcons who were 6–2 prior to the matchup at Levi's® Stadium. Two weeks later, San Francisco earned their fourth win of the season in dramatic fashion, as Gabbert connected with WR Torrey Smith for a 71–yard touchdown pass in overtime to beat the Chicago Bears on the road.

On offense, WR Anquan Boldin continued his Hall of Fame career by becoming the first player in NFL history to register 50–or–more receptions and 600–or–more yards in each of his first 13 seasons in the NFL. As the team's leading receiver for the third consecutive season, Boldin became just the 13th player in NFL history to record 1,000–or–more receptions in their career (1,009) and moved into 12th place all–time in receptions and 17th in NFL history in receiving yards (13,195).

Gabbert started the final eight games of the season for the team and threw for 10 touchdowns with a career–high completion percentage of 63.1%. In his first year with the 49ers, WR Torrey Smith showed off his speed and big play potential in becoming the first player in franchise history to register three receiving touchdowns of 70–or–more yards in the same season since WR John Taylor accomplished the feat in 1989. In hauling in 33 receptions for 663 yards and four touchdowns, he averaged 20.1 yards–per–catch, the highest in the NFL.

Under the guidance of running backs coach Tom Rathman, the team did not miss a beat in the rushing game throughout the season. Following an injury to Hyde, RB Shaun Draughn was brought in and registered career–bests in both rushing yards (273) and receiving yards (176) during his six games with San Francisco.

Defensively, NT Ian Williams, who suffered a season ending injury in 2014, returned to set a career–high in tackles while being named a team captain. DT Quinton Dial set a new career–high in tackles and 2015 first–round pick DL Arik Armstead registered two sacks while appearing in every game during his rookie season.

Second–year players made their mark on the defense in 2015 as LB Aaron Lynch built off his rookie season to post a career–high 6.5 sacks coming off the edge. DB Jimmie Ward also stood out, setting a career high with 65 tackles and recording the first pick–six of his career, playing all over the field.

On special teams, the ever–reliable K Phil Dawson continued his impressive career and led the team in points scored with 92. From Week 1 through Week 15, Dawson knocked through 19 consecutive FGs, the second longest streak in 49ers history. In Week 17, he became the 16th player all–time to reach the 1,600 career points mark and now made 386 career field goals, ranking t–9th in NFL history.

## 2016

The 2016 San Francisco 49ers were a team that had some highs and lows throughout the year, but the team's young talent showed bright spots, including setting individual milestones.

Under the guidance of head coach Chip Kelly, the 49ers defeated the Los Angeles Rams 28–0 on ESPN's *Monday Night Football* at Levi's Stadium to open the season, marking the first shutout in franchise history on opening weekend.

Offensively, the 49ers finished with the fourth ranked rushing offense, averaging 126.2 yards per game on the ground. RB Carlos Hyde led the team with 217 carries for 988 yards and six touchdowns. In Week 14 vs. NYJ, Hyde put himself into the 49ers record books with 193 rushing yards, the sixth–highest total in a single game in franchise history. WR Jeremy Kerley, who joined the team via trade late in training camp, quickly found his groove in Kelly's offense and posted a career–high 64 receptions. T Joe Staley, who started 13 games and moved into the top ten for most games played by an offensive lineman in franchise history, earned the Bill Walsh Award as the team's MVP.

Defensively, DL DeForest Buckner, whom the 49ers selected seventh overall in the 2016 NFL Draft, quickly established himself as a rising start in the NFL. Buckner led all rookie defensive linemen with 73 tackles and tied for the team lead with 6.0 sacks. LB Ahmad Brooks registered 6.0 sacks as well, his eighth consecutive season with 5.0–or–more sacks as a member of the 49ers, and moved into sole possession of third place on the team's all–time sack list.

On special teams, K Phil Dawson became the 10th kicker in NFL history to record 400–or–more made field goals in his career and the 10th player in 49ers history to surpass 400 total points scored with the franchise.

## 2017

The San Francisco 49ers began a new era in 2017 as the team welcomed the leadership of John Lynch as general manager and Kyle Shanahan as head coach to the organization. The 49ers completed the season on a five–game win streak to finish with a 6–10 record. The season got off to a rough start as the team lost five of their first six games by three points or less in each of the games, but finished as the hottest team in the NFL as winners of six of their final seven games and were the only team in the NFL to post a perfect 5–0 record in December.

The 49ers used both free agency and the NFL Draft to add key contributors in 2017. LB Brock Coyle, LB Elvis Dumervil, OL Brandon Fusco, WR Pierre Garçon, WR Marquise Goodwin, K Robbie Gould, FB Kyle Juszczyk and CB K'Waun Williams were some of many free agents that helped the team immediately, with Juszczyk earning Pro Bowl honors in his first year with the team. San Francisco selected DL Solomon Thomas with the 3rd overall pick in the 2017 NFL Draft after making a draft–day trade with the Chicago Bears. The 49ers then moved back into the first round to select LB Reuben Foster at 31st overall. The team's late–round picks in CB Ahkello Witherspoon, QB C.J. Beathard, TE George Kittle, WR Trent Taylor and DB Adrian Colbert, along with undrafted rookie free agents in RB Matt Breida and WR Kendrick Bourne, also made several starts throughout the year and were among the team's statistical leaders.

On October 31, 2017, the 49ers completed a trade with the New England Patriots to acquire QB Jimmy Garoppolo. Following the team's first win of the season against the New York Giants, Garoppolo made his Niner debut in the final drive versus the Seattle Seahawks. On the final play from scrimmage, Garoppolo tossed his first touchdown with the 49ers, a 10–yard pass to WR Louis Murphy. The following week, he made his first start with San Francisco in the team's Week 13 matchup against the Chicago Bears near his hometown of Rolling Meadows, IL. He would go on to lead the 49ers to five consecutive victories in the month of December after becoming the full–time starter. The 49ers won five consecutive games for the first time since 2013, and became the first team with 10–or–more losses prior to December to go undefeated from December 1st until end of season since the 1986 Indianapolis Colts. Garoppolo's 1,542 passing yards through his first five starts with the 49ers were the most by a quarterback in franchise history in their first five starts with the team and ranks fourth among all quarterbacks in their first five starts with a new team since the merger in 1970.

Defensively, San Francisco excelled under first–year defensive coordinator Robert Saleh. After battling through multiple injuries that left several key 49ers on the Injured Reserve List early in the season, the 49ers defense got better as the season progressed. Over the final six weeks of the season, San Francisco held opponents to an average of 87.7 rushing yards per game while giving up 100 rushing yards just once in that span. LB Elvis Dumervil registered a team–high 6.5 sacks on the season, becoming the 32nd player to register 100–or–more sacks and joined John Abraham as the only players to register at least 0.5 sack against all 32 teams in the NFL.

In his first season with the 49ers, K Robbie Gould had arguably the best season of his 13–year NFL career, and got better as the season went on. Registering a single–season career–high 145 points on the season, Gould connected on a career–high 39 field goals, which led the NFL. He joined K David Akers (44 FGs in 2011) as the only players in franchise history to lead the NFL in made field goals while his 39 made field goals tied for the 3rd–most in a single season in NFL history. In the month of December, Gould connected on each of his 18 field goal attempts and had a three–game stretch in December which he made 15 field goals, becoming the first player in NFL history to make 15 field goals in a three–game span, according to the Elias Sports Bureau. Against the Bears and in his first trip back to Chicago, Gould accounted for each of the team's 15 points, including the 24–yard game–winning field goal with four seconds left in the game. Two weeks later against the Titans, he set a single–game career high with six made field goals which tied the franchise record for most made field goals in a single game. Gould won NFC Special Teams Player of the Week for both Week 13 and Week 15 and was named NFC Special Teams Player of the Month for December.

# SAN FRANCISCO'S ALL-TIME PRESIDENTS & PERSONNEL DIRECTORS

| Years | Team President | General Managers |
|---|---|---|
| 1946 | Anthony J. Morabito (Owner) | John R.Blackinger (General Manager) |
| 1947 | Allen E. Sorrell | John R.Blackinger (General Manager) |
| 1948 | Allen E. Sorrell | Louis G. Spadia (Business Manager) |
| 1949–50 | Anthony J. Morabito (Owner) | Louis G. Spadia (Business Manager) |
| 1951–66 | Anthony J. Morabito (Owner) | Louis G. Spadia (General Manager) |
| 1967–72 | Louis G. Spadia | Jack White (General Manager) |
| 1972 | Louis G. Spadia | Jack White (Vice President for Personnel) |
| 1973–76 | Louis G. Spadia | Louis G. Spadia (President & General Manager) |
| 1977–78 | Edward J. DeBartolo, Jr. | Joe Thomas (Vice President & General Manager) |
| 1979–82 | Edward J. DeBartolo, Jr. | Bill Walsh (Head Coach & General Manager) |
| 1983 | Bill Walsh (President & Head Coach) | John McVay (General Manager) |
| 1984–87 | Bill Walsh (President & Head Coach) | John McVay (Vice President/General Manager) |
| 1988–89 | Edward J. DeBartolo, Jr. | John McVay (Vice President/General Manager) |
| 1990 | Edward J. DeBartolo Jr. | John McVay (Vice President of Football Administration) |
| 1991–94 | Carmen Policy | John McVay (Vice President of Football Administration) |
| 1995–97 | Carmen Policy | Dwight Clark (Vice President/Director of Football Operations) |
| 1998 | Carmen Policy (President & CEO) | Dwight Clark (Executive Vice President/Director of Football Operations) |
| 1999–2000 | Denise DeBartolo–York (Owner) | Bill Walsh (Vice President/General Manager) |
| 2001–03 | Peter Harris (President & CEO) | Terry Donahue (General Manager) |
| 2004 | John York (Owner) | Terry Donahue (Vice President/General Manager) |
| 2005–07 | John York (Owner) | Scot McCloughan (Vice President of Player Personnel) |
| 2008 | John York (Owner) | Scot McCloughan (General Manager) |
| 2009 | Jed York (President) | Scot McCloughan (General Manager) |
| 2010 | Jed York (President & CEO) | Trent Baalke (Vice President of Player Personnel) |
| 2011 | Jed York (President & CEO) | Trent Baalke (General Manager) |
| 2012–13 | Jed York (CEO), Gideon Yu (President) | Trent Baalke (General Manager) |
| 2014–15 | Jed York (CEO), Paraag Marathe (President) | Trent Baalke (General Manager) |
| 2016 | Jed York (CEO), Al Guido (President) | Trent Baalke (General Manager) |
| 2017 | Jed York (CEO), Al Guido (President) | John Lynch (General Manager) |

# 49ERS AAFC DRAFT (1946-49)

### 1947
(December 20–21, 1946)

| | | |
|---|---|---|
| 1a. | Glenn Davis, HB, Army | (2) |
| 1b. | Clyde LeForce, WB, Tulsa | (6) |
| 2. | Bob Wiese, HB, Michigan | (14) |
| 3. | Paul Duke, C, Georgia Tech | (22) |
| 4. | Don Samuel, HB, Oregon State | (30) |
| 5. | Alf Satterfield, T, Vanderbilt | (38) |
| 6. | John Zilly, E, Notre Dame | (46) |
| 7. | Gene (Red) Knight, HB, Louisiana State | (54) |
| 8. | Charlie Malmberg, T, Rice | (62) |
| 9. | Bob Leonetti, G, Wake Forest | (70) |
| 10. | Frank Broyles, QB, Georgia Tech | (78) |
| 11. | Jim Tyree, E, Oklahoma | (86) |
| 12. | Ed Robnett, FB, Texas Tech | (94) |
| 13. | Walter Slater, HB, Tennessee | (102) |
| 14. | Earl Wheeler, C, Arkansas | (110) |
| 15. | Les Proctor, G, Texas | (118) |
| 16. | Al DeRogatis, T, Duke | (126) |
| 17. | Earl Tullos, T, Louisiana State | (132) |
| 18. | Bryant Meeks, C, South Carolina | (138) |
| 19. | Ed Royston, G, Wake Forest | (144) |
| 20. | Max Bumgardner, E, Texas | (150) |

### 1948
(December 16, 1947)

| | | |
|---|---|---|
| 1. | Joe Scott, HB, San Francisco | (5) |
| 3. | Jim Cason, HB, Louisiana State | (15) |
| 4. | Walt McCormick, C, Southern California | (23) |
| 6. | Fred Land, T, Louisiana State | (32) |
| 7. | Phil O'Reilly, T, Purdue | (38) |
| 9. | Bill Luongo, FB, Pennsylvania | (50) |
| 11. | Bob Steckroth, E, William & Mary | (62) |
| 12. | Gene Malinowski, T, Detroit | (70) |
| 13. | Len Modzelski, T, Scranton | (78) |
| 14. | Les Rideout, T, Bowling Green | (86) |
| 15. | Larry Olsonoski, T, Purdue | (94) |
| 16. | Wally Matulich, HB, Mississippi State | (102) |
| 17. | Bob Ravensberg, HB, Indiana | (110) |
| 18. | Bill Pritula, T, Michigan | (118) |
| 19. | Art Fitzgerald, HB, Yale | (126) |
| 20. | Pete Barbolak, T, Purdue | (134) |
| 21. | Dick Loepfe, T, Wisconsin | (142) |
| 22. | Bob Heck, E, Purdue | (150) |
| 23. | Floyd Lanhorne, G, Texas Tech | (158) |
| 24. | Goble Bryant, T, Army | (166) |
| 25. | Bill Talarico, FB, Pennsylvania | (174) |
| 26. | Everett Marshall, T, Pennsylvania | (182) |
| 27. | Perry Moss, HB, Illinois | (190) |
| 28. | Bill Bell, QB, Muhlenberg | (198) |
| 29. | Herb Siegert, G, Illinois | (206) |
| 30. | Frank Williams, FB, Utah State | (214) |

### 1949
(July 8, 1948)
(Secret Draft)

1. Ernie Stautner, T, Boston College
2. Jim Winkler, T, Texas A&M

### 1949
(Dec. 21, 1948)
(Drafted Alternately 9–10)

| | | |
|---|---|---|
| 1. | Chester Fritz, T, Missouri | (7) |
| 3. | Frank Lovuolo, E, St. Bonaventure | (20) |
| 4. | Mike De Noia, QB, Scranton | (28) |
| 5. | George Brodnax, E, Georgia Tech | (36) |
| 6. | John Hamberger, T, Southern Methodist | (44) |
| 7. | Dan Stiegman, C, North Carolina | (52) |
| 8. | Bernie Reid, G, Georgia | (60) |
| 9. | Fred Wendt, HB, Texas–El Paso | (68) |
| 10. | Dick Flowers, T, Alabama | (76) |
| 11. | Bob Lund, HB, Tennessee | (84) |
| 12. | Jon Baker, G, California | (92) |
| 13. | Jim Rinehart, QB, Arkansas | (100) |
| 14. | Don Garlin, HB, Southern California | (108) |
| 15. | Pete Wismann, C, State Louis | (116) |
| 16. | Homer Hobbs, G, Georgia | (124) |
| 25. | Paul Schoultz, HB, Miami (OH) | (171) |
| 26. | Jack Kelly, T, Louisiana Tech | (176) |
| 27. | Jasper Flanakin, E, Baylor | (181) |
| 28. | Rudy Smith, T, Louisiana Tech | (186) |
| 29. | Gordon Long, HB, Arkansas | (191) |

# 49ERS ALL-TIME NFL DRAFT

### 1950
(January 21–22)
(Drafted Alternately 9–10)

| | | |
|---|---|---|
| 1. | Leo Nomellini, T, Minnesota | (11) |
| 2. | Don Campora, T, Pacific | (23) |
| 3. | Ray Collins, T, Louisiana State | (37) |
| 4. | Morris Bailey, E, Texas Christian | (49) |
| 5. | Harry Kane, C, Pacific | (63) |
| 6. | Don Van Pool, E, Oklahoma | (75) |
| 7. | Lindy Berry, HB, Texas Christian | (89) |
| 8. | Ellery Williams, E, Santa Clara | (101) |
| 9. | Pete Zinach, HB, West Virginia | (115) |
| 10. | Bob Celeri, QB, California | (127) |
| 11. | Harley Dow, T, San Jose State | (141) |
| 12. | Don Burke, FB, Southern California | (153) |
| 13. | Lou Cecconi, HB, Pittsburgh | (167) |
| 14. | Tom Payne, E, Santa Clara | (179) |
| 15. | Leo Crampsey, E, St. Bonaventure | (193) |
| 16. | Charley Shaw, G, Oklahoma A&M | (205) |
| 17. | Cliff Van Meter, HB, Tulane | (219) |
| 18. | Ralph Genito, HB, Kentucky | (231) |
| 19. | Forrest Klein, G, California | (245) |
| 20. | Jack Nix, E, Southern California | (257) |
| 21. | Guerin Alker, C, Loyola | (271) |
| *22. | Billy Wilson, E, San Jose State | (283) |
| 23. | Jim Williams, E, Rice | (297) |
| 24. | Bill Wyman, T, Rice | (309) |
| 25. | Bob Dunn, G, Dayton | (323) |
| 26. | Jim Powers, QB, Southern California | (335) |
| 27. | Ken Johnson, G, Pacific | (349) |
| 28. | Charley Hall, HB, Arizona | (361) |
| 29. | Bob Whelan, HB, Boston | (375) |
| 30. | Bob Stillwell, E, Southern California | (387) |

### 1951
(January 18–19, 1951)
(Drafted Alternately 2–3)

| | | |
|---|---|---|
| 1. | Y.A. Tittle, QB, Louisiana State | (3) |
| 2. | Pete Schabarum, HB, California | (17) |
| 3. | Bill Mixon, HB, Georgia | (28) |
| 4. | Choice to Cleveland | |
| 5a. | Dick Steere, T, Drake | (53) |
| 5b. | Al Carapella, T, Miami (FL) (Choice from Chicago Cardinals) | (54) |
| 6. | Bishop Strickland, HB, South Carolina | (64) |
| 7. | Dick Forbes, E, St. Ambrose | (75) |
| 8. | Joe Arenas, HB, Omaha | (89) |
| 9. | Bruce Van Alstyne, E, Stanford | (100) |
| 10. | Nick Feher, G, Georgia | (112) |
| 11. | Bill Jessup, E, Southern California | (126) |
| 12. | Jim Monachino, HB, California | (137) |
| 13. | Dick Harvin, E, Georgia Tech | (148) |
| 14. | Rex Berry, HB, Brigham Young | (162) |
| 15. | Dave Sparks, G, South Carolina | (173) |
| 16. | Bob White, HB, Stanford | (184) |
| 17. | Art Michalik, G, St. Ambrose | (198) |
| 18. | Jim Murphy, T, Xavier | (209) |
| 19. | John Phillips, HB, Southern Mississippi | (220) |
| 20. | Al Tate, T, Illinois | (234) |
| 21. | Hardy Brown, FB, Tulsa | (245) |
| 22. | Dwight Winslow, FB, Boise J.C. | (256) |
| 23. | Wally Brunswald, HB, Gustavus Adolphus (Sweden) | (270) |
| 24. | Tom Kingsford, QB, Montana | (281) |
| 25. | Mike Peterson, E, Denver | (292) |
| 26. | Keith Carpenter, T, San Jose State | (306) |
| 27. | Ray Lung, G, Oregon | (317) |
| 28. | Jack Rohan, HB, Loras College | (328) |
| 29. | S.P. Garnett, T, Kansas | (342) |
| 30. | Jerry Faske, HB, Iowa | (353) |

### 1952
(January 17, 1952)
(Drafted Alternately 8–9)

| | | |
|---|---|---|
| 1. | Hugh McElhenny, HB, Washington | (9) |
| 2. | Bob Toneff, T, Notre Dame | (22) |
| 3a. | Gene Shannon, HB, Houston (Choice from Chicago Cards) | (27) |
| 3b. | Billy Tidwell, HB, Texas A&M | (33) |
| 4. | Marion Campbell, T, Georgia | (46) |
| 5. | Pat O'Donahue, E, Wisconsin | (57) |
| 6. | Jim Beasley, C, Tulsa | (70) |
| 7. | Don Robison, HB, California | (81) |
| 8. | Jerry Smith, T, Wisconsin | (94) |
| 9. | Glen Christian, HB, Idaho | (105) |
| 10. | Carl West, FB, Mississippi | (118) |
| 11. | J.D. Kimmel, T, Houston | (129) |
| 12. | Fred Snyder, E, Loyola | (142) |
| 13. | Rudy Yeager, T, Louisiana State | (153) |
| 14. | Frank Simons, E, Nebraska | (166) |
| 15. | Haldo Norman, E, Gustavus Adolphus (Sweden) | (177) |
| 16. | Bob Meyers, HB, Stanford | (190) |
| 17. | Al Baldock, E, Southern California | (201) |
| 18. | Bill Carey, E, Michigan State | (214) |
| 20. | Jess Yates, E, Louisiana State | (238) |
| 21. | Gene Offield, E, Hardin–Simmons | (249) |
| 22. | Jim Cozad, T, Santa Clara | (262) |
| 23. | Bill Glazier, E, Arizona | (273) |
| 24. | Ralph Kreuger, T, California | (286) |
| 25. | Henry (Bud) Laughlin, FB, Kansas | (297) |
| 26. | Dick Kane, G, Cincinnati | (310) |
| 27. | Waldo Schaff, T, Oklahoma A&M | (321) |
| 28. | Joe Palumbo, G, Virginia | (334) |
| 29. | Chuck Mosher, E, Colorado | (345) |
| 30. | Dick Patrick, C, Oregon | (358) |

* – Future Arrival

## 1953
(January 22, 1953)
(Drafted Alternately 9–8–7)

| | | |
|---|---|---|
| 1a. | Harry Babock, E, Georgia (bonus) | (1) |
| 1b. | Tom Stolhandske, E, Texas | (10) |
| 2. | George Morris, C, Georgia Tech | (21) |
| 3. | Bob St. Clair, T, San Francisco/Tulsa | (32) |
| 4. | Ed Fullerton, HB, Maryland | (46) |
| 5. | Hal Miller, T, Georgia Tech | (57) |
| 6. | Choice to Chicago Bears | |
| 7. | Paul Carr, HB, Houston | (82) |
| 8. | Doug Hogland, T, Oregon State | (93) |
| 9. | Hal Ledyard, QB, Tennessee–Chattanooga | (104) |
| 10. | Pete Brown, G, Georgia Tech | (118) |
| 11. | Al Charlton, HB, Washington State | (129) |
| 12. | Carson Leach, G, Duke | (140) |
| 13. | Bill Earley, HB, Washington | (154) |
| 14. | Tom Fletcher, HB, Arizona State | (165) |
| 15. | Charley Genthner, T, Texas | (176) |
| 16. | Fred Durig, E, Bowling Green | (190) |
| 17. | Hugh Latham, T, San Diego State | (201) |
| 18. | Stan Wacholz, E, San Jose State | (212) |
| 19. | King DuClos, T, Texas–El Paso | (226) |
| 20. | Ray Huizinga, T, Northwestern | (237) |
| 21. | Ken Bahnsen, HB, North Texas State | (248) |
| 22. | Laverne Robbins, G, Midwestern State | (262) |
| 23. | Travis Hunt, T, Alabama | (273) |
| 24. | Ed Morgan, HB, Tennessee | (284) |
| 25. | Ernie Stockert, E, UCLA | (298) |
| 26. | Harley Cooper, HB, Arizona State | (309) |
| 27. | Ralph McCleod, E, Louisiana State | (320) |
| 28. | Tom Novikoff, HB, Oregon | (334) |
| 29. | Don Stillwell, E, Southern California | (345) |
| 30. | No pick as result of bonus choice | |

## 1954
(January 28, 1954)
(Drafted 10th)

| | | |
|---|---|---|
| 1. | Bernie Faloney, QB, Maryland | (11) |
| 2. | Leo Rucka, G, Rice | (23) |
| 3. | Steve Korcheck, C, George Washington | (35) |
| 4. | Charlie Boxhold, HB, Maryland | (47) |
| 5a. | Bob Hantla, G, Kansas (Choice from Pittsburgh) | (55) |
| 5b. | Frank Mincevich, G, South Carolina | (59) |
| 6. | Floyd Sagely, E, Arkansas | (71) |
| 7. | Sid Youngelman, T, Alabama | (83) |
| 8. | Choice to Cleveland | |
| 9. | Ted Connolly, G, Tulsa | (107) |
| 10. | Choice to Cleveland | |
| 11. | John Skocko, E, Southern California | (131) |
| 12. | Hal Easterwood, C, Mississippi State | (143) |
| 13. | Morgan Williams, G, Texas Christian | (155) |
| 14. | Sam Williams, HB, California | (167) |
| 15a. | Ed Gossage, T, Georgia Tech (Choice from Green Bay) | (171) |
| 15b. | Sam Palumbo, G, Notre Dame | (179) |
| 16. | Bobby Fiveash, HB, Florida State | (191) |
| 17. | Carl Kautz, T, Texas Tech | (203) |
| 18. | Morris Kay, E, Kansas | (215) |
| 19. | Bob Edmiston, T, Temple | (227) |
| 20. | Frank DePietro, HB, Georgia | (239) |
| 21. | Howard Alsup, T, Middle Tennessee State | (251) |
| 22. | Ralph Reynolds, HB, North Texas State | (263) |
| 23. | LeRoy Fenstemaker, QB, Rice | (275) |
| 24. | Jerry Daniels, T, Tennessee Tech | (287) |
| 25. | John Platt, FB, Elon | (299) |
| 26. | Pete Bello, C, Pasadena C.C. | (311) |
| 27. | Gayford Baker, G, Nebraska–Omaha | (323) |
| 28. | Bob Garbrecht, FB, Rice | (335) |
| 29. | Ted Dunn, FB, Murray State | (347) |
| 30. | Don Folks, E, Houston | (359) |

## 1955
(January 27–28, 1955)
(Drafted Alternately 8–9)

| | | |
|---|---|---|
| 1. | Dick Moegle, HB, Rice | (10) |
| 2. | Frank Morze, C, Boston College | (21) |
| 3. | Carroll Hardy, HB, Colorado | (34) |
| 4. | Matt Hazeltine, C, California | (45) |
| 5. | Eldred Kraemer, T, Pittsburgh | (58) |
| 6. | Bobby Luna, HB, Alabama | (69) |
| 7. | John Dean, QB, Virginia Tech | (82) |
| *8. | Fred Meyers, QB, Oklahoma State | (93) |
| *9. | Fred Preziosio, T, Purdue | (106) |
| 10. | Ron Aschbacker, E, Oregon State | (117) |
| 11. | Rudy Rotella, E, Nebraska–Omaha | (130) |
| *12. | Lou Palatella, T, Pittsburgh | (141) |
| 13. | Richie Gaskell, E, George Washington | (154) |
| 14. | Nick McKeithan, HB, Duke | (165) |
| 15. | Burdette Hess, G, Idaho | (178) |
| 16. | Jim Hall, E, Auburn | (189) |
| 17. | Bob Newton, G, San Diego State | (202) |
| 18. | Ron Pheister, C, Oregon | (213) |
| 19. | John Garzoli, T, California | (226) |
| 20. | Glen Dyer, QB, Texas | (237) |
| 21. | George Maderos, E, Chico State | (250) |
| 22. | Pete Vann, QB, Army | (261) |
| *23. | Tom Gunnari, E, Washington State | (274) |
| 24. | Bob Heaston, G, Cal Poly–San Luis Obispo | (285) |
| 25. | Dewey Wade, E, Kansas State | (298) |
| 26. | Johnny Kerr, E, Purdue | (309) |
| *27. | Dick Shockey, QB, Marquette | (322) |
| 28. | Don Sanders, HB, Stanford | (333) |
| *29. | Otto Kniedinger, T, Penn State | (346) |
| *30. | Bob Gongola, QB, Illinois | (356) |

## 1956
(Nov. 29, 1955/Jan. 19, 1956)
(Drafted Alternately 1–2)

| | | |
|---|---|---|
| 1. | Earl Morrall, QB, Michigan State | (2) |
| 2. | Bruce Bosley, T, West Virginia | (15) |
| 3. | Bill Herchman, T, Texas Tech | (26) |
| 4. | Frank Pajaczkowski, HB, Richmond | (40) |
| 5. | Choice to Los Angeles | |
| 6. | Tony Sardisco, LB, Tulane | (64) |
| *7. | Larry Barnes, FB Colorado State | (75) |
| 8. | Charles Smith, E, Abilene Christian | (88) |
| 9. | Jim Cox, E, Cal Poly–San Luis Obispo | (99) |
| 10. | Jerry Zaleski, HB, Colorado State | (112) |
| 11. | Stewart Pell, T, North Carolina | (123) |
| 12. | Roger Swedberg, T, Iowa | (136) |
| 13. | Ralph Moody, HB, Kansas | (147) |
| * 14. | R.C. Owens, E, College of Idaho | (160) |
| 15a. | Reed Henderson, T, Utah State | (171) |
| 15b. | Gene Boyd, HB, Abilene Christian (Choice from Pittsburgh) | (172) |
| 16. | George Herring, QB, Southern Mississippi | (184) |
| 17. | Richard Weiss, T, Mississippi | (195) |
| 18. | Billy Yelverton, T, Mississippi | (208) |
| 19. | Pete Arrigoni, HB, Arizona | (219) |
| 20. | Bob Scarbrough, C, Auburn | (232) |
| 21. | L.C. Joyner, HB, E. Contra Costa C.C. | (243) |
| 22. | Clarence Wessman, E, San Jose State | (256) |
| 23. | Mike Monroe, HB, Washington | (267) |
| 24. | Ed Wallace, G, San Diego J.C. | (280) |
| 25. | Paul Goad, HB, Abilene Christian | (291) |
| 26. | Rommie Loudd, E, UCLA | (304) |
| 27. | Jerry Gustafson, QB, Stanford | (315) |
| * 28. | Jerry Drew, FB, California | (328) |
| 29. | Dean Benson, E, Willamette | (339) |
| *30. | Bob Mitchell, T, Puget Sound | (351) |

## 1957
(November 27, 1956)
(Drafted 2nd)

| | | |
|---|---|---|
| 1. | John Brodie, QB, Stanford | (3) |
| 2. | Abe Woodson, HB, Illinois | (15) |
| 3. | Choice to Los Angeles | |
| 4a. | Jim Ridlon, HB, Syracuse | (39) |
| 4b. | Mike Sandusky, T, Maryland (Choice from Chicago Cardinals) | (46) |
| 5. | Karl Rubke, C, Southern California | (56) |
| 6a. | Bill Rhodes, HB, Western State (CO) (Choice from Philadelphia) | (62) |
| 6b. | Jim Hunter, HB, Missouri | (68) |
| *7. | Fred Dugan, E, Dayton | (80) |
| 8. | Ernie Pitts, E, Denver | (92) |
| *9. | Charles Brueckman, C, Pittsburgh | (104) |
| *10. | Jerry Hurst, T, Middle Tennessee State | (116) |
| *11. | Tom Davis, HB, Louisiana State | (128) |
| *12. | Fred Sington, T, Alabama | (140) |
| 13. | Charles Mackey, E, Arizona State | (152) |
| 14. | Ron Warzeka, T, Montana State | (164) |
| *15. | Earl Kaiser, HB, Houston | (176) |
| 16. | Vic Kristopalitis, FB, Dayton | (188) |
| 17. | Dave Kuhn, C, Kentucky | (200) |
| 18. | Richard Guy, G, Ohio State | (212) |
| 19. | Gene Babb, FB, Austin College | (224) |
| 20. | Sid DeLoatch, G, Duke | (236) |
| 21. | Fred Wilcox, HB, Tulane | (248) |
| 22. | Paul Tripp, T, Idaho State | (260) |
| 23. | John Thomas, E, Pacific | (272) |
| 24. | John Ladner, E, Wake Forest | (284) |
| 25. | Ray Meyer, FB, Lamar | (296) |
| *26. | Tom Topping, T, Duke | (308) |
| 27. | Don Vicic, FB, Ohio State | (320) |
| 28. | Bill Curtis, HB, Texas Christian | (332) |
| 29. | Vern Hallbeck, LB, Texas Christian | (344) |
| 30. | George Parks, QB, Lamar | (355) |

## 1958
(Dec. 2, 1957/Jan. 28, 1958)
(Drafted Alternately 8–9)

| | | |
|---|---|---|
| 1a. | Jim Pace, HB, Michigan | (8) |
| 1b. | Charlie Krueger, T, Texas A&M | (9) |
| *2. | Bob Newman, QB, Washington State | (22) |
| 3. | Bob Hoppe, HB, Auburn | (33) |
| 4. | John Varone, HB, Miami (FL) | (46) |
| 5. | Bill Atkins, HB, Auburn | (59) |
| 6. | Henry Schmidt, T, Southern California | (71) |
| 7. | Choice to Detroit | |
| *8a. | Leon Burton, HB, Arizona State (Choice from Chicago Cardinals) | (87) |
| 8b. | Ron Mills, HB, West Texas State | (95) |
| 9. | George Troutman, C, Capital (OH) | (107) |
| *10. | Vel Heckman, T, Florida | (119) |
| *11. | Hogan Wharton, T, Houston | (131) |
| 12. | Pete Williams, T, Lehigh | (143) |
| 13a. | James Yore, FB, Indiana (Choice from Pittsburgh) | (151) |
| 13b. | Harold Dukes, E, Michigan State | (155) |
| 14. | Max Fields, HB, Whittier College | (167) |
| 15. | Choice to Detroit | |
| 16. | George Shirkey, T, Stephen F. Austin | (191) |
| 17. | John Wittenborn, T, SE Missouri State | (203) |
| 18. | Dennit Morris, G, Oklahoma | (215) |
| 19. | Ronnie Mushatt, C, Grambling State | (227) |
| 20. | Jerry Mertens, E, Drake | (239) |
| 21. | Don Christian, HB, Arkansas | (251) |
| 22. | Bruce Hartman, T, Luther | (263) |
| 23. | Larry Fields, HB, Utah | (275) |
| *24. | Dee Mackey, E, East Texas State | (287) |
| 25. | Bill Kaczmarek, C, SW Missouri State | (299) |
| *26. | Hilliard Hill, E, Southern California | (311) |
| 27. | Bob Witucki, E, Notre Dame | (323) |
| 28. | Garland Warren, C, North Texas State | (335) |
| 29. | Herman Hodges, HB, Sam Houston State | (347) |
| *30. | Ted Stahura, T, Kansas State | (358) |

## 1959
(Dec. 2, 1958/Jan. 22, 1959)
(Drafted 6th)

1a. Dave Baker, HB, Oklahoma (5)
1b. Dan James, C, Ohio State (8)
(Choice from Pittsburgh)
2. Bob Harrison, LB, Oklahoma (17)
3. Eddie Dove, HB, Colorado (29)
4. Monte Clark, T, Southern California (41)
5. Frank Geremia, T, Notre Dame (54)
6. Wally Bavaro, T, Holy Cross (66)
7a. Don Rogers, LB, South Carolina (74)
(Choice from Chicago Cardinals)
*7b. Dan Colchico, E, San Jose State (78)
8. Lewis Akin, E, Vanderbilt (90)
9. Robert Green, HB, Florida (102)
10. Bronko Nagurski, T, Notre Dame (114)
11. Jack Hayes, HB, Trinity (TX) (126)
12. Bill Korutz, C, Dayton (138)
13. Bill Lopasky, G, West Virginia (150)
14. Michael Dukes, FB, Clemson (162)
15. Joe Belland, HB, Arizona State (174)
16. Bob Cook, HB, Idaho State (186)
17. Jerome Jurczak, C, Benedictine (198)
18. Jack Cowley, T, Trinity (TX) (210)
*19. Tom Osborne, HB, Hastings (NE) (222)
*20. Toby Deese, T, Georgia Tech (234)
21. Luther Carr, HB, Washington (246)
22. Burnio McQueen, E, North Carolina A&T (258)
23. Bruce Dollahan, T, Illinois (270)
24. Craig Chudy, E, UCLA (282)
*25. Roy Gee, G, Trinity (TX) (294)
26. Ed Young, E, Louisville (306)
27. Mel Semenko, T, Colorado (318)
28. Mike McCluskey, HB, Washington (330)
29. Jack Bolton, T, Puget Sound (342)
30. Bob Carter, E, Denver (354)

## 1960
(November 30, 1959)
(Drafted Alternately 10–11)

1. Monty Stickles, E, Notre Dame (11)
2a. Mike Magac, G, Missouri (16)
(Choice from Washington)
* 2b. Carl Kammerer, LB, Pacific (22)
3. Rod Breedlove, C, Maryland (35)
4. Ray Norton, HB, San Jose State (46)
5. Len Rohde, T, Utah State (59)
6. Ola Lee Murchison, E, Pacific (70)
7. Bob Waters, QB, Presbyterian College (83)
8a. Bill Mathis, HB, Clemson (88)
(Choice from Washington)
8b. Max Fugler, C, Louisiana State (94)
9. Bob Wasden, C, Auburn (107)
10. Mel Branch, E, Louisiana State (118)
11a. Ed Pitts, T, South Carolina (126)
(Choice from Pittsburgh)
*11b. Ernest Hansen, C, Northern Arizona (131)
*12. Jim Williams, T, North Carolina College (142)
*13. Dean Hinshaw, T, Stanford (155)
14. Gary Campbell, QB, Whittier College (166)
15. Mike Dowdie, LB, Texas (179)
16. Jim Heinke, T, Wisconsin (190)
17. Austin Gonsoulin, HB, Baylor (203)
18. Carl Robinson, T, South Carolina State (214)
19. Bobby Pate, HB, Presbyterian (227)
20. Jim Woodward, T, Lamar (238)

## 1961
(Dec. 27–28, 1960)
(Drafted Alternately 9–10)

1a. Jimmy Johnson, HB, UCLA (6)
(Choice from Pittsburgh)
1b. Bernie Casey, FB, Bowling Green (9)
1c. Billy Kilmer, QB, UCLA (11)
(Choice from New York via Baltimore)
2. Roland Lakes, T, Wichita State (24)
3. Bill Cooper, FB, Muskingum (37)
4a. Aaron Thomas, E, Oregon State (47)
(Choice from Pittsburgh)
4b. Dale Messer, HB, Fresno State (52)
*5a. Clark Miller, T, Utah State (58)
(Choice from Dallas)
5b. Bob McCreary, T, Wake Forest (65)
*6. Mike McClellan, HB, Oklahoma (80)
7. Ray Purdin, HB, Northwestern (93)
8. Neill Plumley, T, Oregon (108)
*9a. Leon Donohue, T, San Jose State (118)
(Choice from Pittsburgh)
9b. Everisto Nino, T, East Texas State (121)
10. Paul Hynes, HB, Louisiana Tech (136)
11. Tony Parrilli, LB, Illinois (149)
*12. Don Coffey, E, Memphis State (164)
13a. Tommy Hackler, E, Tennessee Tech (174)
(Choice from Pittsburgh)
*13b. Julius Fincke, T, McNeese State (177)
14. Bill Worrell, T, Georgia (192)
15. Bob Sams, T, Central Oklahoma (205)
16. Charlie Fuller, HB, San Francisco State (220)
17. Tom Jewell, G, Idaho State (233)
*18. Kay McFarland, RB, Colorado State (248)
19. Tom Simpson, T, Davidson (261)
20. Jerry Perry, G, Central Oklahoma (276)

## 1962
(December 4, 1961)
(Drafted 8th)

1. Lance Alworth, HB, Arkansas (8)
2. Ed Pine, LB, Utah (22)
3. Billy Ray Adams, FB, Mississippi (36)
*4a. Charlie Sieminski, DT, Penn State (46)
(Choice from Dallas)
*4b. Floyd Dean, LB, Florida (50)
5a. Ted Woods, HB, Colorado (62)
(Choice from St. Louis Cardinals)
*5b. Mike Lind, FB, Notre Dame (64)
6a. Keith Luhnow, FB, Santa Ana (71)
(Choice from Washington)
6b. Jerry Brown, G, Mississippi (76)
(Choice from Pittsburgh)
6c. Bill Winter, G, West Virginia (78)
7. John Burrell, E, Rice (92)
8. James Vollenweider, HB, Miami (FL) (106)
*9. Jim Roberts, T, Mississippi (120)
10. Regis Coustillac, C, Pittsburgh (134)
11. Larry Jepson, C, Furman (148)
12. Milton McPike, E, Kirksville (162)
13. George Pierovich, LB, California (176)
14. Dick Easterly, DB, Syracuse (190)
15. Ray Osborne, T, Mississippi State (204)
16. Ron Frank, T, South Dakota State (218)
17. Wally Foltz, E, De Pauw (232)
18. Gary Brown, T, Illinois (246)
19. Bob Burton, T, Murray State (260)
20. Rodger McFarland, DB, Kansas (274)

## 1963
(December 3, 1962)
(Drafted Alternately 8–7)

1. Kermit Alexander, HB, UCLA (8)
2. Walter Rock, G, Maryland (21)
3. Don Lisbon, HB, Bowling Green (36)
4. Choice to Chicago
*4a. Harrison Rosdahl, G, Penn State (46)
(Choice from Philadelphia)
4b. Hugh Campbell, E, Washington State (50)
(Choice from Washington)
*5a. Vern Burke, E, Oregon State (64)
*5c. Jim Pilot, FB, New Mexico State (65)
(Choice from Cleveland via Pittsburgh)
5b. Gary Moeller, LB, Ohio State (66)
(Choice from Chicago)
6. Pat Emerick, LB, Western Michigan (77)
7. Ernest DeCourley, DT, Moorehead State (92)
*8. Roger Locke, E, Arizona State (105)
*9. John Maczuzak, T, Pittsburgh (120)
10. Dick Lopour, HB, Huron (133)
11. Steve Shafer, QB, Utah State (148)
12. Robert Benton, T, Mississippi State (161)
13. Dick Shultz, T, Ohio (176)
14. Bill Tobin, HB, Missouri (189)
*15. Ollie Ross, FB, West Texas State (204)
16. Jim Bogdalek, DT, Toledo (217)
17. Ken Reed, G, Tulsa (232)
*18. John Sellers, T, Bakersfield J.C. (245)
19. Bob Price, G, North Texas State (260)
20. Don Davis, HB, McMurry (273)

## 1964
(December 2, 1963)
(Drafted 1st)

1. Dave Parks, E, Texas Tech (1)
2. George Mira, QB, Miami (FL) (15)
3. Dave Wilcox, LB, Oregon (29)
*4. James Wilson, G, Georgia (43)
5. Rudy Johnson, FB, Nebraska (57)
*6. Gary Lewis, FB, Arizona State (71)
7. Hagood Clarke, DB, Florida (85)
*8a. Bob Daugherty, HB, Tulsa (99)
8b. Bob Poole, E, Clemson (102)
(Choice from Washington)
9. Howard Mudd, G, Hillsdale (113)
*10. Fred Polser, T, East Texas State (127)
11. Dennis Almquist, G, Idaho (141)
*12. Jim Long, FB, Fresno State (155)
13. Robert Brown, DT, Arkansas A&M (169)
14. Ed Beard, T, Tennessee (183)
15. James Griffin, E, Grambling State (197)
*16. Cornell Gordon, DB, North Carolina A&T (211)
*17. Ken Brusven, T, Oregon State (225)
*18. Jerry Cole, E, Southwest Texas State (239)
19. Larry Rawson, HB, Auburn (253)
20. Gene Baker, G, Whitworth (267)

## 1965
(November 28, 1964)
(Drafted 2nd)

1a. Ken Willard, FB, North Carolina (2)
1b. George Donnelly, DB, Illinois (13)
(Choice from Cleveland)
2. Joe Cerne, C, Northwestern (16)
3a. Bob Schweickert, HB, Virginia Tech (29)
(Choice from N.Y. Giants)
3b. Jim Norton, T, Washington (30)
3c. Jack Chapple, LB, Stanford (42)
(Choice from Baltimore)
*4. Larry Todd, WR, Arizona State (44)
*5. Dave McCormick, T, Louisiana State (58)
6. Choice to Cleveland
7. Choice to Green Bay
8. Choice to Minnesota
9. Wayne Swinford, DB, Georgia (114)
*10. Robert Cappadona, RB, Northeastern (128)
*11. Steve Mass, T, Detroit (142)
*12. Dave Plump, RB, Fresno State (156)

13. Greg Schumacher, LB, Illinois (170)
14. Frank Andruski, DB, Utah (184)
15. Joe Pabian, T, West Virginia (198)
*16. Dave Hettema, T, New Mexico (212)
17. Len Frketich, E, Oregon State (226)
*18. Leon Stanridge, E, San Diego State (240)
19. Dale Ford, QB–DB, Washington State (254)
*20. Dennis Duncan, HB, Louisiana College (268)

## 1966
**(November 27, 1965)**
**(Drafted Alternately 10–11)**

1. Stan Hindman, DE–G, Mississippi (11)
*2. Bob Windsor, E, Kentucky (26)
3a. Alvin Randolph, DB, Iowa (37)
(Choice from Dallas)
3b. Dan Bland, DB, Mississippi State (41)
*4. Don Parker, G, Virginia (56)
5a. Mel Phillips, DB, North Carolina A&T (69)
(Choice from Dallas)
5b. Steve Smith, TE, Michigan (71)
6. Charles Johnson, DT, Louisville (91)
7. Choice to Baltimore
8. Dick Witcher, E, UCLA (119)
9. Kent Kramer, TE, Minnesota (133)
10. Ron Sbranti, LB, Utah (147)
11. Preston Ridlehuber, DB, Georgia (166)
12. Lyle Loebach, T, Simpson (180)
*13. Jim Jackson, DB, Western Illinois (194)
*14. Elmer Collett, C, San Francisco State (208)
*15. S.T. Saffold, WR, San Jose State (222)
16. Jim LeClair, QB, C.W. Post (241)
*17. Jim Breland, G, Georgia Tech (255)
*18. Ron Parson, E, Austin Peay (269)
*19. Dick Fitzgerald, T, Nebraska (283)
*20. Willie Walker, LB, Baylor (297)

## 1967
**(March 14, 1967)**
**(Drafted alternately 11–13)**

1a. Steve Spurrier, QB, Florida (3)
(Choice from Atlanta)
1b. Cas Banaszek, TE, Northwestern (11)
2. Tom Holzer, T, Louisville (39)
3a. Frank Nunley, LB, Michigan (62)
(Choice from Pittsburgh)
3b. Bill Tucker, HB, Tennessee A&I (65)
4. Wayne Trimble, DB, Alabama (91)
5. Choice to Atlanta
6. Doug Cunningham, HB, Mississippi (145)
7. Milt Jackson, DB, Tulsa (170)
8. Walter Johnson, LB, Tuskegee (198)
9. Bob Briggs, T, Heidelberg (223)
10. Phil Meyers, WR, Northwest Oklahoma (248)
11. Ken Carmann, DT, Nebraska–Kearney (276)
12. James Hall, LB, Tuskegee (301)
13. Rich Gibbs, DB, Iowa (325)
14. Dalton Leblanc, WR, Louisiana–Monroe (354)
15. Clarence Spencer, WR, Louisville (379)
16. Bart Templeman, C, Eastern Montana (404)
17. Dan Talbott, QB, North Carolina (432)

## 1968
**(January 30–31, 1968)**
**(Drafted alternately 14–15)**

1. Forrest Blue, C, Auburn (15)
2. Choice to St. Louis
3a. Lance Olssen, T, Purdue (65)
(Choice from Detroit)
3b. Skip Vanderbundt, LB, Oregon State (69)
4. John Fuller, WR, Lamar (98)
5. Dwight Lee, RB, Michigan State (125)
6a. Leo Johnson, WR, Tennessee State (141)
(Choice from New Orleans)
6b. Bill Belk, DE, Maryland State (153)
7. Jerry Richardson, LB, Mississippi (179)
8a. Charles Brown, T, Augustana College (SD) (206)
(Choice from N.Y. Giants)
8b. Tom Gray, WR, Morehead State (207)
9. Casey Boyett, WR, Brigham Young (233)
10. Tommy Hart, LB, Morris Brown College (261)
11. Dennis Fitzgibbons, G, Syracuse (287)
12. Henry Johnson, QB, Fisk (315)
13. Tom Mitrakos, C, Pittsburgh (341)
14. Alex Moore, RB, Norfolk State (369)
15. Clarence Spencer, WR, Louisville (395)
16. Tom Rosenow, DT, Northern Illinois (423)
17. Dennis Patera, K, Brigham Young (449)

## 1969
**(January 28–29, 1969)**
**(Drafted 16th)**

1a. Ted Kwalick, TE, Penn State (7)
(Choice from New Orleans)
1b. Gene Washington, WR, Stanford (16)
2. Choice to Pittsburgh via Cleveland
3. Choice to Dallas
4a. Jim Sniadecki, LB, Indiana (86)
(Choice from Detroit)
4b. Gene Moore, RB, Occidental College (94)
5. Earl Edwards, DT, Wichita State (120)
6. Jim Thomas, RB, Texas–Arlington (146)
7. Steve Van Sinderen, T, Washington State (172)
8. Mike Loper, T, Brigham Young (198)
9. Hilton Crawford, DB, Grambling State (224)
10. Dave Chapple, K, Santa Barbara (250)
11. Willie Peake, T, Alcorn State (276)
12. Jack O'Malley, T, Southern California (302)
13. Paul Champlin, DB, Eastern Montana (328)
14. Tom Black, WR, East Texas State (354)
15. Gary Golden, DB, Texas Tech (380)
16. Bob Hoskins, LB, Wichita State (406)
17. Joe Rushing, LB, Memphis State (432)

## 1970
**(January 27–28, 1970)**
**(Drafted 9th)**

1a. Cedrick Hardman, DE, North Texas State (9)
1b. Bruce Taylor, DB, Boston (17)
(Choice from Washington)
2. Choice to Los Angeles
2. John Isenbarger, RB, Indiana (48)
(Choice from Philadelphia via Los Angeles)
3. Choice to Kansas City
4. Vic Washington, WR, Wyoming (87)
5. Gary McArthur, T, Southern California (113)
6. Rusty Clark, QB, Houston (139)
7. Jim Strong, RB, Houston (165)
8. Carter Campbell, LB, Weber State (191)
9. Preston Riley, WR, Memphis State (217)
10. Larry Schreiber, RB, Tennessee Tech (243)
11. Danny Crockett, WR, Toledo (269)
12. Bill Tant, T, Dayton (295)
13. Jim Vanderslice, LB, Texas Christian (321)
14. Jack King, G, Clemson (347)
15. Dave Delsignore, WR, Youngstown State (373)
16. Scott Perkins, WR, Livingstone (399)
17. Mike Culton, P, Laverne (425)

## 1971
**(January 28–29, 1971)**
**(Drafted alternately 18–19)**

1. Tim Anderson, CB, Ohio State (23)
2a. Ernie Janet, G, Washington (37)
(Choice from Green Bay)
2b. Joe Orduna, RB, Nebraska (49)
3a. Sam Dickerson, WR, Southern California (55)
(Choice from Philadelphia)
3b. Willie Parker, C, North Texas State (75)
4. Tony Harris, RB, Toledo (101)
5a. Dean Shaternick, T, Kansas State (114)
(Choice from Chicago)
5b. George Wells, LB, New Mexico State (122)
(Choice from N.Y. Giants)
5c. Marty Huff, LB, Michigan (127)
6. Al Bresler, WR, Auburn (153)
7. John Watson, T, Oklahoma (179)
8. Jim McCann, K, Arizona State (205)
9. Therman Couch, LB, Iowa State (231)
10a. Ron Cardo, RB, Wisconsin–Oshkosh (236)
(Choice from New Orleans)
10b. Ernie Jennings, WR, Air Force (257)
11. Joe Reed, QB, Mississippi State (283)
12. Jim Bunch, DT, Wisconsin State (309)
13. John Bullock, RB, Purdue (335)
14. Bill Dunstan, LB, Utah State (361)
15. John Lennon, DE, Colgate (387)
16. Dave Purcell, DT, Kentucky (414)
17. Leroy Charlton, CB, Florida A&M (438)

## 1972
**(February 1–2, 1972)**
**(Drafted alternately 19–18)**

1. Terry Beasley, WR, Auburn (19)
2a. Ralph McGill, CB, Tulsa (28)
(Choice from N.Y. Giants)
2b. Jean Barrett, T, Tulsa (44)
3. Allen Dunbar, WR, Southern (71)
4. Windlan Hall, CB, Arizona State (96)
5. Mike Greene, LB, Georgia (123)
6. Jackie Walker, S, Tennessee (148)
7. Edgar Hardy, G, Jackson State (175)
8. Tom Wittum, P, Northern Illinois (200)
9. Jerry Brown, CB, Northwestern (227)
10. Steve Williams, DT, Western Carolina (252)
11. Tom Laputica, DE, Southern Illinois (279)
12. Steve Setzier, DE, St. John's (304)
13. Leon Pettigrew, T, San Fernando Valley (331)
14. Eric Guthrie, QB, Boise State (356)
15. Bob Maddox, DE, Frostburg State (383)
16. Ron Davis, G, Virginia State (408)
17. Ted Alexander, RB, Langston (435)

## 1973
**(January 30–31, 1973)**
**(Drafted alternately 18–19)**

1. Mike Holmes, CB, Texas Southern (18)
2. Willie Harper, LB, Nebraska (41)
(Choice from N.Y. Giants)
2. Choice to St. Louis
3. Choice to Denver via Washington
4. Choice to San Diego via Washington
5a. Mike Fulk, LB, Indiana (112)
(Choice from Chicago)
5b. Ed Beverly, WR, Arizona State (122)
6. Arthur Moore, DT, Tulsa (149)
7. John Mitchell, LB, Alabama (174)
8. David Atkins, RB, Texas–El Paso (201)
9. Roger Praetorius, RB, Syracuse (226)
10. Charlie Hunt, LB, Florida State (253)
11. Tom Dahlberg, RB, Gustavus Adolphus (Sweden) (278)
12. Larry Pettus, T, Tennessee State (305)
13. Alan Kelso, C, Washington (330)
14. Dennis Morrison, QB, Kansas State (357)
15. Mike Bettiga, WR, Humboldt State (382)
16. Mike Oven, TE, Georgia Tech (409)
17. Bob Erickson, G, North Dakota State (434)

## 1974
(January 29–30, 1974)
(Drafted 10th)

1a. Wilbur Jackson, RB, Alabama (9)
1b. Bill Sandifer, DT, UCLA (10)
(Choice from New England)
2a. Keith Fahnhorst, T, Minnesota (35)
2b. Delvin Williams, RB, Kansas (49)
(Choice from Washington)
3. Choice to St. Louis
4a. Clint Haslerig, WR, Michigan (83)
(Choice from N.Y. Jets via New Orleans)
4. Choice to New Orleans
4b. Sammy Johnson, RB, North Carolina (90)
(Choice from Green Bay)
5. Choice to New Orleans
6. Mike Raines, DT, Alabama (138)
7. Kermit Johnson, RB, UCLA (166)
8. Jim Schnietz, G, Missouri (191)
9. Manfred Moore, RB, Southern California (216)
10. Glenn Gaspard, LB, Texas (244)
11. Greg Battle, S, Colorado State (269)
12. Tom Hull, LB, Penn State (294)
13. Tom Owen, QB, Wichita State (322)
14. Walt Williamson, DE, Michigan (347)
15. Leonard Gray, TE, Long Beach State (372)
16. Jack Connors, DB, Oregon (400)
17. Levi Stanley, G, Hawaii (425)

## 1975
(January 28–29, 1975)
(Drafted alternately 10–9)

1. Jimmy Webb, DT, Mississippi State (10)
2. Greg Collins, LB, Notre Dame (35)
3. Choice to N.Y. Giants
3a. Jeff Hart, T, Oregon State (71)
(Choice from Buffalo)
3b. Steve Mike–Mayer, K, Maryland (72)
(Choice from Washington)
3c. Wayne Baker, DT, Brigham Young (74)
(Choice from St. Louis)
4a. Cleveland Elam, DE, Tennessee State (85)
(Choice from New Orleans)
4b. Frank Oliver, DB, Kentucky State (87)
5. Wayne Bullock, RB, Notre Dame (114)
6. Choice to Kansas City
7. Choice to Buffalo
8. Preston Kendrick, LB, Florida (191)
9a. James Johnson, DB, Tennessee State (218)
9b. Dan Natale, TE, Penn State (223)
(Choice from Philadelphia)
9c. Ceasar Douglas, T, Illinois Wesleyan (230)
(Choice from St. Louis)
10. Donnie Layton, RB, South Carolina State (243)
11. Gene Hernandez, DB, Texas Christian (270)
12. Rick Worley, QB, Howard Payne (295)
13. Dale Mitchell, LB, Southern California (322)
14. David Henson, WR, Abilene Christian (347)
15. Rich Lavin, TE, Western Illinois (374)
16. Choice to Baltimore
17. Choice to Baltimore

## 1976
(April 8–9, 1976)
(Drafted alternately 4–3)

1. Choice to New England
1. Choice from Houston to New England
2a. Randy Cross, C, UCLA (42)
2b. Eddie Lewis, CB, Kansas (57)
(Choice from Tampa Bay)
3. Choice from New Orleans to Kansas City
3. Choice to Dallas
4. Steve Rivera, WR, California (100)
(Choice from Philadelphia)
4. Choice to N.Y. Giants
5. Choice to Cincinnati
5. Tony Leonard, CB, Virginia Union (140)
(Choice from Detroit)
6a. Robert Pennywell, LB, Grambling State (168)
6b. Scott Bull, QB, Arkansas (177)
(Choice from St. Louis)
7. Jay Chesley, DB, Vanderbilt (194)
8. John Ayers, T, West Texas State (223)
9. Kenny Harrison, WR, Southern Methodist (250)
10. Robin Ross, T, Washington State (275)
11. Paul Hofer, RB, Mississippi (305)
12. Gerald Loper, G, Florida (332)
13. Larry Brumfield, CB, Indiana State (359)
14. Johnny Miller, LB, Livingstone College (389)
15. Howard Stidham, LB, Tennessee Tech (416)
16. Reggie Lewis, DE, San Diego State (443)
17. Darryl Jenkins, RB, San Jose State (473)

## 1977
(May 3–4, 1977)
(Drafted 16th)

1. Choice to New England
2. Choice to New England
3. Elmo Boyd, WR, Eastern Kentucky (65)
(Choice from Houston)
3. Choice to N.Y. Jets
4. Stan Black, S, Mississippi State (100)
5. Choice to Buffalo
6a. Mike Burns, CB, Southern California (141)
(Choice from Buffalo)
6b. Jim Harlan, C, Howard Payne (155)
7. Jim VanWagner, RB, Michigan Tech (183)
8. Choice to N.Y. Giants
9. David Posey, K, Florida (239)
10. Choice to Tampa Bay
11. Brian Billick, TE, Brigham Young (295)
12. Scott Martin, G, North Dakota (323)

## 1978
(May 2–3, 1978)
(Drafted 7th)

1a. Ken McAfee, TE, Notre Dame (7)
1b. Dan Bunz, LB, Long Beach State (24)
(Choice from Miami)
2. Choice to Buffalo
2. Walt Downing, G, Michigan (47)
(Choice from Chicago)
3. Choice to Buffalo
3. Ernie Hughes, G, Notre Dame (79)
(Choice from Baltimore)
4. Terry LeCount, WR, Florida (91)
5. Choice to Baltimore
5a. Archie Reese, DT, Clemson (127)
(Choice from Houston via Kansas City and Chicago)
5b. Bruce Threadgill, DB, Mississippi State (133)
(Choice from Miami)
6. Choice from Minnesota to Washington
6. Elliott Walker, RB, Pittsburgh (148)
7. Fred Quillan, C, Oregon (175)
8. Choice to Washington
9a. Herman Redden, DB, Howard (229)
9b. Dean Moore, LB, Iowa (233)
(Choice from Detroit)
9c. Steve McDaniels, T, Notre Dame (249)
(Choice from Denver)
10. Mike Connell, P, Cincinnati (260)
11. Willie McCray, DE, Troy State (287)
12. Dan Irons, T, Texas Tech (314)

## 1979
(May 3–4, 1979)
(Drafted 1st)

1. Choice to Buffalo
2. James Owens, RB, UCLA (29)
3. Choice to Seattle
3. Joe Montana, QB, Notre Dame (82)
(Choice from Dallas via Seattle)
4. Choice to Buffalo
5a. Tom Seabron, LB, Michigan (111)
5b. Jerry Aldridge, RB, Angelo State (119)
(Choice from Detroit)
6. Ruben Vaughan, DT, Colorado (138)
7. Phil Francis, RB, Stanford (166)
8. Choice to Green Bay
9. Steve Hamilton, DT, Missouri (221)
10a. Dwight Clark, WR, Clemson (249)
10b. Howard Ballage, CB Colorado (252)
(Choice from Tampa Bay)
11. Billy McBride, DB, Tennessee State (276)
12. Rod Connors, RB, Southern California
('78 Supplemental Draft)

## 1980
(April 29–30, 1980)
(Drafted alternately 2–1)

1. Choice to N.Y. Jets
1a. Earl Cooper, RB, Rice (13)
(Choice from N.Y. Jets)
1b. Jim Stuckey, DE, Clemson (20)
(Choice from Denver via N.Y. Jets)
2. Choice to Buffalo
2. Choice from Detroit to Minnesota
2. Keena Turner, LB, Purdue (39)
(Choice from Minnesota)
3. Choice to Los Angeles
3a. Jim Miller, P, Mississippi (65)
(Choice from Minnesota)
3b. Craig Puki, LB, Tennessee (77)
(Choice from Washington via Los Angeles)
4a. Ricky Churchman, S, Texas (84)
4b. David Hodge, LB, Houston (98)
(Choice from New England via Los Angeles)
5. Ken Times, DT, Southern (112)
6. Herb Williams, CB, Southern (139)
7. Choice to Cincinnati
8. Choice to Oakland.
8. Bobby Leopold, LB, Notre Dame (210)
(Choice from Oakland)
9. Choice to Detroit via Kansas City
9. Dan Hartwig, QB, Cal Lutheran (237)
(Choice from Oakland)
10. Choice to Pittsburgh
11. Choice to Miami
12. Choice to Pittsburgh

## 1981
(April 28–29, 1981)
(Drafted alternately 8–10)

1. Ronnie Lott, DB, Southern California (8)
2a. John Harty, DT, Iowa (36)
(Choice from Washington)
2. Choice to Chicago
2b. Eric Wright, DB, Missouri (40)
(Choice from Chicago)
3. Carlton Williamson, DB, Pittsburgh (65)
4. Choice to Dallas
5a. Lynn Thomas, DB, Pittsburgh (121)
5b. Arrington Jones, RB, Winston–Salem State (122)
(Choice from Chicago)
6. Pete Kugler, DT, Penn State (147)
7. Choice to Philadelphia
8. Garry White, RB, Minnesota (203)

9. Choice to Cincinnati
10. Choice to Baltimore
11. Ron DeBose, TE, UCLA (286)
12a. Major Ogilvie, RB, Alabama (313)
12b. Joe Adams, QB, Tennessee State (322)
(Choice from Pittsburgh)

## 1982
**(April 27–28, 1982)**
**(Drafted 27th)**

1. Choice to New England
2. Bubba Paris, T, Michigan (29)
(Choice from New England)
2. Choice from Washington to New England
2. Choice to New England
3. Choice to San Diego
4. Choice to New England
5. Newton Williams, RB, Arizona State (139)
6. Vince Williams, RB, Oregon (151)
(Choice from Oakland)
6. Choice to New Orleans
7. Ron Ferrari, LB, Illinois (195)
8. Choice to New Orleans
9. Bryan Clark, QB, Michigan State (251)
10a. Dana McLemore, DB, Hawaii (269)
(Choice from Tampa Bay)
10b. Tim Barbian, DT, Western Illinois (279)
11. Gary Gibson, LB, Arizona (306)
12. Tim Washington, CB, Fresno State (334)

## 1983
**(April 26–27, 1983)**
**(Drafted alternately 5–8)**

1. Choice to San Diego
2. Choice to L.A. Rams
2. Roger Craig, RB, Nebraska (49)
(Choice from San Diego)
3. Blanchard Montgomery, LB, UCLA (59)
(Choice from L.A. Rams)
3. Choice to L.A. Rams
4. Choice from Denver to L.A. Rams
4. Tom Holmoe, DB, Brigham Young (90)
5. Riki Ellison, LB, Southern California (117)
6. Choice to Tampa Bay
7. Gary Moten, LB, Southern Methodist (175)
8. Choice to San Deigo
9. Mike Mularkey, TE, Florida (229)
9. Choice from Cleveland to Chicago
10. Jeff Merrill, NT, Nebraska (259)
11. Jesse Sapolu, C, Hawaii (289)
12. Choice to Chicago

## 1984
**(May 1–2, 1984)**
**(Drafted alternately 23–24)**

1. Todd Shell, LB, Brigham Young (24)
2. Choice to L.A. Raiders
2. John Frank, TE, Ohio State (56)
(Choice from L.A. Raiders)
3. Guy McIntyre, G, Georgia (73)
(Choice from St. Louis)
3. Choice to St. Louis
4. Choice from Tampa Bay to Seattle
4. Choice to San Diego
5a. Michael Carter, DT, Southern Methodist (121)
(Choice from Atlanta)
5. Choice from Denver to Atlanta
5. Choice to St. Louis
5b. Jeff Fuller, LB, Texas A&M (139)
(Choice from Washington via L.A. Raiders)
6. Choice to Atlanta
7. Choice to New England
8. Choice to San Diego
9a. Lee Miller, DB, Fullerton State (239)
(Choice from Chicago)
9b. Derrick Harmon, RB, Cornell (248)
10. Dave Moritz, WR, Iowa (275)
11. Kirk Pendleton, WR, Brigham Young (304)
12. Choice from Chicago to Miami
12. Choice to San Diego

## U.S.F.L. Supplemental Draft
**(June 5, 1984)**
**(Drafted 24th, 51st and 80th)**

1. Derrick Crawford, WR, Memphis State (24)
(From Memphis Showboats)
2. Joe Conwell, T, North Carolina (51)
(From Philadelphia Stars)
3. Mark Schellen, RB, Nebraska (80)
(From New Orleans Breakers)

## 1985
**(April 30–May 1, 1985)**
**(Drafted 28th)**

1. Jerry Rice, WR, Mississippi Valley State (16)
(Choice from New England)
1. Choice to New England
2. Choice to New England
3. Ricky Moore, FB, Alabama (75)
(Choice from New England)
3. Choice to New England
4. Choice to Buffalo
5. Bruce Collie, T, Texas–Arlington (140)
6. Scott Barry, QB, California–Davis (168)
7. Choice to San Diego
8. Choice to New England
9. Choice to San Diego
10. Choice to Seattle
11. David Wood, DE, Arizona (308)
12. Donald Chumley, DT, Georgia (336)

## 1986
**(April 29–30, 1986)**
**(Drafted 18th)**

1. Choice to Dallas
1. Choice from Dallas to Buffalo
2. Choice from Buffalo to Detroit
2. Larry Roberts, DE, Alabama (39)
(Choice from Detroit)
2. Choice to Washington
3a. Tom Rathman, FB, Nebraska (56)
(Choice from Buffalo)
3b. Tim McKyer, CB, Texas–Arlington (64)
(Choice from Philadelphia)
3. Choice from Detroit to L.A. Rams
3c. John Taylor, WR, Delaware State (76)
4a. Charles Haley, LB, James Madison (96)
(Choice from Cleveland via L.A. Rams)
4b. Steve Wallace, T, Auburn (101)
(Choice from Washington via L.A. Rams)
4c. Kevin Fagan, DT, Miami (FL) (102)
5. Choice to San Diego
5. Pat Miller, LB, Florida (131)
(Choice from Dallas)
6. Choice to Washington
6. Don Griffin, S, Middle Tennessee State (162)
(Choice from N.Y. Jets)
7. Choice to New England
8a. Jim Popp, TE, Vanderbilt (203)
(Choice from Philadelphia)
8b. Roosevelt Snipes, RB, Florida State
('85 Supplemental Draft)
9. Tony Cherry, RB, Oregon (240)
10a. Elliston Stinson, WR, Rice (267)
10b. Harold Hallman, LB, Auburn (270)
(Choice from Washington)
11. Choice to San Diego
12. Choice to Tampa Bay

## 1987
**(April 28, 1987)**
**(Drafted 22nd)**

1a. Harris Barton, T, North Carolina (22)
1b. Terrence Flagler, RB, Clemson (25)
(Choice from Washington)
2. Jeff Bregel, G, Southern California (37)
(Choice from Philadelphia)
2. Choice to Tampa Bay
3. Choice to Buffalo
4. Choice to Tampa Bay
5. Paul Jokisch, WR, Michigan (134)
6. Bob White, LB, Penn State (162)
7. Steve DeLine, K, Colorado State (189)
8. David Grayson, LB, Fresno State (217)
9. Jonathan Shelley, CB, Mississippi (245)
10. John Paye, QB, Stanford (275)
(Choice from New England via L.A. Raiders)
11. Choice to L.A. Raiders from Phi. via 49ers
11. Calvin Nicholas, WR, Grambling State (301)
12. Choice to L.A. Raiders

## 1988
**(April 24–25, 1988)**
**(Drafted 25th)**

1. Choice to L.A. Raiders
2a. Daniel Stubbs, DE, Miami (FL) (33)
(Choice from L.A. Raiders)
2b. Pierce Holt, DT, Angelo State (39)
(Choice from Philadelphia via Tampa Bay)
2. Choice to Tampa Bay
3. Bill Romanowski, LB, Boston College (80)
4. Barry Helton, P, Colorado (102)
(Choice from Chicago via L.A. Raiders)
4. Choice to Tampa Bay
5. Choice to N.Y. Jets
5. Choice to Buffalo
6. Choice to Tampa Bay
7. Kevin Bryant, LB, Delaware State (191)
8. Larry Clarkson, T, Montana (219)
9. Brian Bonner, LB, Minnesota (247)
10. Tim Foley, K, Georgia Southern (275)
11. Chet Brooks, CB, Texas A&M (303)
12. George Mira Jr., LB, Miami (FL) (331)

## 1989
**(April 30–May 1, 1989)**
**(Drafted 28th)**

1. Keith DeLong, LB, Tennessee (28)
2. Wesley Walls, TE, Mississippi (56)
3. Keith Henderson, RB, Georgia (84)
4. Mike Barber, WR, Marshall (112)
5. Johnny Jackson, DB, Houston (122)
(Choice from L.A. Raiders)
5. Choice to L.A. Raiders
6. Steve Hendrickson, LB, California (167)
7. Choice to San Diego
8. Choice to L.A. Raiders
9. Rudy Harmon, LB, Louisiana State (251)
10. Andy Sinclair, C, Stanford (279)
11a. Jim Bell, RB, Boston College (289)
(Choice from L.A. Raiders)
11b. Norm McGee, WR, North Dakota (307)
12. Antonio Gross, LB, North Carolina (319)
(Choice from L.A. Raiders)
12. Choice to L.A. Raiders

## 1990
**(April 22–23, 1990)**
**(Drafted 28th)**

1. Dexter Carter, RB, Florida State (25)
2a. Dennis Brown, DT, Washington (47)
(Choice from Minnesota via Dallas)

2b. Eric Davis, DB, Jacksonville State (53)
3. Ronald Lewis, WR, Florida State (68)
(Choice from Kansas City via Dallas)
3. Choice to Dallas
4. Dean Caliguire, C, Pittsburgh (92)
(Choice from L.A.. Raiders)
4. Choice to L.A. Raiders
5. Choice to L.A. Raiders
6. Frank Pollack, T, Northern Arizona (165)
7. Choice to San Diego
8. Dwight Pickens, WR, Fresno State (220)
9. Odell Haggins, DT, Florida State (248)
10. Martin Harrison, DE, Washington (276)
11. Anthony Shelton, DB, Tennessee State (289)
(Choice from Miami)
11. Choice to Dallas
12. Choice to L.A. Raiders

## 1991
**(April 21–22, 1991)**
**(Drafted 26th)**

1. Ted Washington, DT, Louisville (25)
2a. Ricky Watters, RB, Notre Dame (45)
(Choice from Cincinnati)
2. Choice to Cincinnati
2b. John Johnson, LB, Clemson (53)
3. Choice to Green Bay
4. Mitch Donahue, LB, Wyoming (95)
(Choice from Green Bay)
4. Choice to Cincinnati
5a. Merton Hanks, DB, Iowa (122)
(Choice from Green Bay)
5b. Harry Boatswain, T, New Haven (137)
6. Scott Bowles, T, North Texas State (165)
7. Sheldon Canley, RB, San Jose State (193)
8. Tony Hargain, WR, Oregon (221)
9. Louis Riddick, S, Pittsburgh (248)
10. Byron Holdbrooks, DT, Alabama (276)
11. Bobby Slaughter, WR, Louisiana Tech (304)
12. Cliff Confer, DE, Michigan State (332)

## 1992
**(April 26–27, 1992)**
**(Drafted 18th)**

1. Dana Hall, S, Washington (18)
2. Amp Lee, RB, Florida State (45)
3. Brian Bollinger, G, North Carolina (76)
4. Mark Thomas, DE, North Carolina State (89)
(Choice from Green Bay)
4. Choice to Green Bay
5. Choice to Green Bay
6. Choice to Green Bay
6. Damien Russell, S, Virginia Tech (151)
(Choice from Pittsburgh)
7. Choice to Pittsburgh
8. Choice to Pittsburgh (from Green Bay)
8. Choice to Pittsburgh
9. Darian Hagan, WR, Colorado (242)
10. Corey Mayfield, NT, Oklahoma (269)
11. Tom Covington, TE, Georgia Tech (300)
12. Matt LaBounty, DE, Oregon (327)

## 1993
**(April 25–26, 1993)**
**(Drafted 26th)**

1. Choice to Phoenix from Kansas City
1. Choice to New Orleans from Phoenix
1a. Dana Stubblefield, DE, Kansas (26)
(Choice from New Orleans)
1b. Todd Kelly, DE, Tennessee (27)
2. Choice to San Diego from L.A. Raiders
2. Adrian Hardy, CB, Northwestern State (48)
(Choice from San Diego)
2. Choice to Green Bay
2. Choice to L.A. Raiders from Dallas
3. Choice to L.A. Raiders from New Orleans
3. Choice to San Diego
4. Choice to San Diego
5. Artie Smith, DE, Louisiana Tech (116)
(Choice from Phoenix)
5. Choice to San Diego
6. Chris Dalman, G, Stanford (166)
7. Troy Wilson, DE, Pittsburgh State (KS) (194)
8. Elvis Grbac, QB, Michigan (219)
(Choice from Minnesota)
8. Choice to San Diego

## 1994
**(April 24–25, 1994)**
**(Drafted 23rd)**

1a. Bryant Young, DT, Notre Dame (7)
(Choice from Atl. via Ind. & L. A. Rams)
1. Choice to L.A. Rams from San Diego
1. Choice to Dallas
1b. William Floyd, RB, Florida State (28)
(Choice from Dallas)
2a. Kevin Mitchell, LB, Syracuse (53)
(Choice from Green Bay)
2. Choice to L.A. Rams
2b. Tyrone Drakeford, DB, Virginia Tech (62)
(Choice from Dallas)
3. Compensatory Choice to Green Bay
3a. Doug Brien, K, California (85)
(Compensatory Choice)
3b. Cory Fleming, WR, Tennessee (87)
(Choice from Denver)
3. Choice to Kansas City
3. Choice to Denver from Dallas
3. Compensatory Choice to L.A. Rams from Phi.
4. Choice to L.A. Raiders
5. Choice to Green Bay from Denver
5. Anthony Peterson, LB, Notre Dame (153)
6. Choice to Green Bay from San Diego
6. Lee Woodall, LB, West Chester (182)
6. Compensatory choice to Green Bay from Philadelphia
7. Choice to Dallas

## 1995
**(April 22–23,1995)**
**(Drafted 23rd)**

1. J.J. Stokes, WR, UCLA (10)
(Choice from Atlanta via Cleveland)
1. Choice to Cleveland
2. Choice to L.A. Rams
3. Choice to Cleveland
4. Choice to Cleveland from Kansas City
4. Tim Hanshaw, TE, Brigham Young (127)
5. Choice to Detroit
6. Antonio Armstrong, LB, Texas A&M (201)
7. Herb Coleman, DE, Trinity (TX) (238)

## 1996
**(April 20–21, 1996)**
**(Drafted 23rd)**

1. Choice to Baltimore
2. Israel Ifeanyi, DE, Southern California (46)
(Choice from Oakland)
2. Choice to Oakland
3. Terrell Owens, WR, Tennessee–Chattanooga (89)
4. Choice to Oakland
4. Daryl Price, DE, Colorado (128)
(Compensatory Choice)
5. Iheanyi Uwaezukoe, WR, California (160)
6. Stephen Pitts, RB, Penn State (198)
7a. Sean Manuel, LB, New Mexico State (239)
7b. Sam Manuel, LB, New Mexico State (254)
(Compensatory Choice)

## 1997
**(April 19–20, 1997)**
**(Drafted Alternately 26–27)**

1. Jim Druckenmiller, QB, Virginia Tech (26)
2. Marc Edwards, FB, Notre Dame (55)
(Choice from Philadelphia)
2. Choice to Philadelphia
3. Greg Clark, TE, Stanford (77)
(Choice from Indianapolis)
3. Choice to Indianapolis
4. Choice to Miami
5. Choice to Indianapolis
6. Choice to Philadelphia
7. Choice to Philadelphia

## 1998
**(April 18–19, 1998)**
**(Drafted Alternately 28–29)**

1. R.W. McQuarters, CB, Oklahoma State (28)
2. Jeremy Newberry, C, California (58)
3. Chris Ruhman, T, Texas A&M (89)
4. Lance Schulters, DB, Hofstra (119)
5. Phil Ostrowski, G, Penn State (151)
6. Fred Beasley, RB, Auburn (180)
7. Choice to Chicago
7. Ryan Thelwell, WR, Minnesota (215)
(Choice from Pittsburgh via Atlanta)

## 1999
**(April 17–18, 1999)**
**(Drafted 27th)**

1. Reggie McGrew, DT, Florida (24)
(Choice from Miami)
1. Choice to Miami
2. Choice to Denver
3. Chike Okeafor, DE, Purdue (89)
4. Choice to Indianapolis
4a. Anthony Parker, DB, Weber State (99)
(Choice from Indianapolis)
4b. Pierson Prioleau, DB, Virginia Tech (110)
4. Choice to Cleveland
5. Choice to Miami
5a. Terry Jackson, RB, Florida (157)
(Choice from Miami)
5b. Tyrone Hopson, G, Eastern Kentucky (161)
6. Tai Streets, WR, Michigan (171)
6. Choice to Atlanta
7. Kory Minor, LB, Notre Dame (234)

## 2000
**(April 15–16, 2000)**
**(Drafted Alternately 3–4)**

1. Choice to Washington
1. Choice to NYJ from Car. via Was.
1a. Julian Peterson, LB, Michigan State (16)
(Choice from NE via NYJ)
1b. Ahmed Plummer, CB, Ohio State (24)
(Choice from Washington)
2a. John Engelberger, DE, Virginia Tech (35)
2b. Jason Webster, CB, Texas A&M (48)
(Choice from New York Jets)
3a. Giovanni Carmazzi, QB, Hofstra (65)
3b. Jeff Ulbrich, LB, Hawaii (86)
(Choice from Seattle)
4. Choice to Green Bay
4. John Keith, S, Furman (108)
(Choice from New York Jets via Green Bay)
4. Choice to Seattle from Washington
5a. Paul Smith, RB, Texas–El Paso (132)
5b. John Milem, DE, Lenoir–Rhyne (150)
(Choice from Baltimore via Detroit, St. Louis & Chicago)
5. Choice to Denver from Washington via Seattle
6. Choice to Chicago

7. Choice to Cleveland via Chicago
7a. Tim Rattay, QB, Louisiana Tech (212)
(Choice from New England via Philadelphia)
7b. Brian Jennings, TE, Arizona State (230)
(Choice from Miami)

## 2001
**(April 21–22, 2001)**
**(Drafted Alternately 9–10)**

1. Andre Carter, DE, California (7)
(Choice from Dallas via Seattle)
1. Choice to Seattle
2. Choice to Green Bay
2. Jamie Winborn, LB, Vanderbilt (47)
(Choice from Green Bay)
3. Choice to Green Bay
3. Kevan Barlow, RB, Pittsburgh (80)
(Choice from Green Bay)
3. Choice to Sea. from NO via GB
4. Choice to Green Bay
5. Choice Forfeited
6a. Cedrick Wilson, WR, Tennessee (169)
(Choice from Chicago)
6. Choice to Detroit via New England
6b. Rashad Holman, CB, Louisville (179)
(Choice from Green Bay)
6c. Menson Holloway, DE, Texas–El Paso (191)
(Choice from Oakland via Seattle)
7a. Alex Lincoln, LB, Auburn (209)
7. Choice to Sea. from StL via GB
7b. Eric Johnson, TE, Yale (224)
(Choice from Miami via Washington)

## 2002
**(April 20–21, 2002)**
**(Drafted 27th)**

1. Mike Rumph, CB, Miami (FL) (27)
2. Choice to Buffalo
3. Saleem Rasheed, LB, Alabama (69)
(Choice from Buffalo)
3. Choice Forfeited
4a. Jeff Chandler, K, Florida (102)
(Choice from Buffalo)
4b. Kevin Curtis, S, Texas Tech (127)
5a. Brandon Doman, QB, Brigham Young (163)
5b. Josh Shaw, DT, Michigan State (172)
(Compensatory Choice)
6. Mark Anelli, TE, Wisconsin (201)
7a. Eric Heitmann, G, Stanford (239)
7b. Kyle Kosier, G, Arizona State (249)
(Compensatory Choice)
7c. Teddy Gaines, DB, Tennessee (256)
(Compensatory Choice)

## 2003
**(April 26–27, 2003)**
**(Drafted 26th)**

1. Kwame Harris, T, Stanford (26)
2. Anthony Adams, DT, Penn State (57)
3. Andrew Williams, DE, Miami (FL) (89)
4. Brandon Lloyd, WR, Illinois (124)
5. Aaron Walker, TE, Florida (161)
6. Arnaz Battle, WR, Notre Dame (197)
7. Ken Dorsey, QB, Miami (FL) (241)

## 2004
**(April 24–25, 2004)**
**(Drafted Alternately 16–15–14)**

1. Choice to Philadelphia
1. Choice to Carolina from Philadelphia
1. Rashaun Woods, WR, Oklahoma State (31)
(Choice from Carolina)
2a. Justin Smiley, G, Alabama (46)
2b. Shawntae Spencer, CB, Pittsburgh (58)
(Choice from Philadelphia)
3. Derrick Hamilton, WR, Clemson (77)
4a. Isaac Sopoaga, DT, Hawaii (104)
(Choice from Was. and NE via Chi.)
4. Choice to Chicago
4b. Richard Seigler, LB, Oregon State (127)
(Choice from Carolina)
5. Choice to Chicago
6. Choice to Green Bay
6a. Andy Lee, P, Pittsburgh (188)
(Choice from Dallas via Green Bay)
6b. Keith Lewis, S, Oregon (198)
(Compensatory Choice)
7a. Cody Pickett, QB, Washington (217)
7b. Christian Ferrara, DT, Syracuse (226)
(Choice from Green Bay)

## 2005
**(April 23–24, 2005)**
**(Drafted 1st)**

1. Alex Smith, QB, Utah (1)
2. David Baas, G/C, Michigan (33)
3a. Frank Gore, RB, Miami (FL) (65)
3b. Adam Snyder, G, Oregon (94)
(Choice from Philadelphia)
4. Choice to Philadelphia (102)
5a. Ronald Fields, DT, Mississippi State (137)
5b. Rasheed Marshall, WR, West Virginia (174)
6. Choice to Oak. through Phi., GB and NE
6. Derrick Johnson, DB, Washington (205)
(Choice from Philadelphia)
7a. Daven Holly, DB, Cincinnati (215)
7b. Marcus Maxwell, WR, Oregon (223)
(Choice from Detroit)
7c. Patrick Estes, TE, Virginia (248)
7d. Billy Bajema, TE, Oklahoma State (249)

## 2006
**(April 29–30, 2006)**
**(Drafted 6th)**

1a. Vernon Davis, TE, Maryland (6)
1b. Manny Lawson, LB, North Carolina State (22)
(Choice from Washington through Denver)
2. Choice to Atlanta via G.B. and Denver
3. Brandon Williams, WR, Wisconsin (84)
(Choice from Washington)
4. Michael Robinson, RB, Penn State (100)
5. Parys Haralson, LB, Tennessee (140)
6a. Delanie Walker, TE, Central Missouri State (175)
6b. Marcus Hudson, S, North Carolina State (192)
(Choice from Tampa Bay)
6c. Melvin Oliver, DE, Louisiana State (197)
(Choice from Jacksonville)
7. Vickiel Vaughn, S, Arkansas (254)

## 2007
**(April 28–29, 2007)**
**(Drafted 11th)**

1a. Patrick Willis, LB, Mississippi (11)
**1b. Joe Staley, T, Central Michigan (28)**
(Choice from New England)
2. Choice to Indianapolis (42)
3a. Jason Hill, WR, Washington State (76)
3b. Ray McDonald, DE, Florida (97)
(Compensatory Choice)
4a. Jay Moore, LB, Nebraska (104)
(Choice from Washington)
4. Choice to New England (110)
4. Choice to Seattle (124)
4b. Dashon Goldson, S, Washington (126)
(Choice from NE through Ind.)
4c. Joe Cohen, DT, Florida (135)
(Compensatory Choice)
5. Tarell Brown, CB, Texas (147)
6. Thomas Clayton, RB, Kansas State (186)
7. Choice to Cleveland (213)

## 2008
**(April 26–27, 2008)**
**(Drafted 29th)**

1. Choice to New Orleans via New England (10)
1. Kentwan Balmer, DT, North Carolina (29)
(Choice from Indianapolis)
2. Chilo Rachal, G, Southern California (39)
3. Choice to Chicago
3. Reggie Smith, CB, Oklahoma (75)
(Choice from Chicago)
4. Cody Wallace, C, Texas A&M (107)
5. Choice Forfeited (142)
6. Joshua Morgan, WR, Virginia Tech (174)
7. Larry Grant, LB, Ohio State (214)

## 2009
**(April 25–26, 2009)**
**(Drafted 10th)**

1. Michael Crabtree, WR, Texas Tech (10)
2. Choice to Carolina (43)
3. Glen Coffee, RB, Alabama (74)
4. Choice to Carolina (111)
5a. Scott McKillop, LB, Pittsburgh (146)
5b. Nate Davis, QB, Ball State (171)
6. Bear Pascoe, TE, Fresno State (184)
7a. Curtis Taylor, S, Louisiana State (219)
7b. Ricky Jean Francois, DE, Louisiana State (244)

## 2010
**(April 22–24, 2010)**
**(Drafted 13th)**

1a. Anthony Davis, T, Rutgers (11)
(Choice from Denver)
1. Choice to Denver (13)
1b. Mike Iupati, G, Idaho (17)
(Choice from Carolina)
2. Taylor Mays, S, Southern California (49)
3. Choice to San Diego (73)
3. NaVorro Bowman, LB, Penn State (91)
(Choice from San Diego)
4. Choice to Denver (113)
5. Choice to Miami (145)
6a. Anthony Dixon, RB, Mississippi State (173)
(Choice from San Diego)
6b. Nate Byham, TE, Pittsburgh (182)
6c. Kyle Williams, WR, Arizona State (206)
(Compensatory Choice)
7. Phillip Adams, CB, South Carolina State (224)

## 2011
**(April 28–30, 2011)**
**(Drafted 7th)**

1. Aldon Smith, LB, Missouri (7)
2. Colin Kaepernick, QB, Nevada (36)
(Choice from Denver)
2. Choice to Denver (45)
3. Choice to Jacksonville (76)
3. Chris Culliver, CB, South Carolina (80)
(Choice from Jacksonville)
4. Choice to Denver (108)
4. Kendall Hunter, RB, Oklahoma State (115)
(Choice from San Diego)
5. Choice to Denver (141)
**5. Daniel Kilgore, G, Appalachian State (163)**
(Choice from Green Bay)
6. Choice to Green Bay (174)
6a. Ronald Johnson, WR, Southern California (182)
(Choice from Jacksonville)
6b. Colin Jones, S, Texas Christian (190)
(Choice from Seattle)
7a. Bruce Miller, FB, Central Florida (211)
7. Choice to Green Bay through Detroit (231)
7b. Michael Person, G, Montana State (239)
(Compensatory Choice)
7c. Curtis Holcomb, CB, Florida A&M (250)
(Compensatory Choice)

## 2012
(April 26–28, 2012)
(Drafted 30th)

1. A.J. Jenkins, WR, Illinois (30)
2. LaMichael James, RB, Oregon (61)
3. Choice to Indianapolis (92)
4. Choice to Miami (97)
(Choice from Indianapolis)
4. Choice to Carolina (103)
(Choice from Miami)
4. Joe Looney, G, Wake Forest (117)
(Choice from Detroit)
4. Choice to Detroit (125)
5. Darius Fleming, LB, Notre Dame (165)
6a. Trenton Robinson, S, Michigan State (180)
(Choice from Carolina)
6. Choice to Detroit (196)
(Choice from Miami)
6b. Jason Slowey, OL, Western Oregon (199)
7. Cam Johnson, LB, Virginia (237)

## 2013
(April 25–27, 2013)
(Drafted 31st)

**1. Eric Reid, S, Louisiana State (18)**
(Choice from Dallas)
1. Choice to Dallas (31)
2. Choice to Tennessee (34)
(Choice from Kansas City)
**2a. Cornellius "Tank" Carradine, DT, Florida State (40)**
(Choice from Tennessee)
2b. Vance McDonald, TE, Rice (55)
(Choice from Green Bay)
2. Choice to Green Bay (61)
3. Choice to Dallas (74)
(Choice from Carolina)
3. Corey Lemonier, LB, Auburn (88)
(Choice from Green Bay)
3. Choice to Green Bay (93)
4a. Quinton Patton, WR, Louisiana Tech (128)
4b. Marcus Lattimore, RB, South Carolina (131)
(Compensatory Choice)
5. Quinton Dial, DT, Alabama (157)
(Choice from Indianapolis)
6. Choice to Green Bay (173)
(Choice from Cleveland)
6. Nick Moody, LB, Florida State (180)
(Choice from Miami)
6. Choice to Green Bay (216)
(Choice from Tennessee)
7a. B.J. Daniels, QB, South Florida (237)
7b. Carter Bykowski, T, Iowa State (246)
(Compensatory Choice)
7c. Marcus Cooper, CB, Rutgers (252)
(Compensatory Choice)

## 2014
(May 8–10, 2014)
(Drafted 30th)

**1. Jimmie Ward, DB, Northern Illinois (30)**
2. Choice to Denver (56)
(Choice from Kansas City)
**2. Carlos Hyde, RB, Ohio State (57)**
(Choice from Miami)
2. Choice to Jacksonville (61)
2. Choice to Miami (63)
(Choice from Denver)
3a. Marcus Martin, C, Southern California (70)
(Choice from Jacksonville)
3b. Chris Borland, LB, Wisconsin (77)
(Choice from Tennessee)
3. Choice to Cleveland (94)
3c. Brandon Thomas, G, Clemson (100)
(Compensatoy Choice)
4a. Bruce Ellington, WR, South Carolina (106)
(Choice from Cleveland)
**4b. Dontae Johnson, CB, North Carolina State (129)**
**5a. Aaron Lynch, LB, South Florida (150)**
(Choice from Jacksonville)
5b. Keith Reaser, CB, Florida Atlantic (170)
5. Choice to Miami (171)
(Choice from Denver)
6. Kenneth Acker, CB, Southern Methodist (180)
(Choice from Cleveland)
7. Choice to Denver (242)
(Choice from New Orleans)
7a. Kaleb Ramsey, DE, Boston College (243)
(Choice from Carolina)
7b. Trey Millard, FB, Oklahoma (245)

## 2015
(April 30–May 2, 2015)
(Drafted 15th)

1. Choice to San Diego (15)
**1. Arik Amstead, DL, Oregon (17)**
(Choice from San Diego)
**2. Jaquiski Tartt, S, Samford (46)**
**3. Eli Harold, LB, Virginia (79)**
4a. Blake Bell, TE, Oklahoma (117)
(Choice from San Diego)
4b. Mike Davis, RB, South Carolina (126)
(Choice from Denver)
4c. DeAndre Smelter, WR, Georgia Tech (132)
(Compensatory Choice)
5. Choice to Indianapolis (151)
**5. Bradley Pinion, P, Clemson (165)**
(Choice from Indianapolis)
6. Ian Silberman, OL, Boston College (190)
**7a. Trent Brown, OL, Florida (244)**
(Choice from Indianapolis via Dallas)
7. Choice to Dallas (246)
(Choice from Indianapolis)
7b. Busta Anderson, TE, South Carolina (254)
(Compensatory Choice)

## 2016
(April 28–30, 2016)
(Drafted 7th)

**1a. DeForest Buckner, DL, Oregon (7)**
**1b. Joshua Garnett, G, Stanford (28)**
(Choice from Kansas City)
2. Choice to Kansas City (37)
3. Will Redmond, CB, Mississippi State (68)
4. Choice to Kansas City (105)
4. Rashard Robinson, CB, Louisiana State (133)
(Compensatory Choice)
**5a. Ronald Blair, DL, Appalachian State (142)**
(Choice from San Diego)
5b. John Theus, OL, Georgia (145)
5c. Fahn Cooper, OL, Mississippi (174)
(Compensatory Choice)
6. Choice to Kansas City (178)
(Choice from Dallas)
6a. Jeff Driskel, QB, Louisiana Tech (207)
(Choice from Denver)
6b. Kelvin Taylor, RB, Florida (211)
(Compensatory Choice)
**6c. Aaron Burbridge, WR, Michigan State (213)**
(Compensatory Choice)
7. Prince Charles Iworah, CB, Western Kentucky (249)
(Choice from Kansas City)

## 2017
(April 27–29, 2017)
(Drafted 2nd)

1. Choice to Chicago (2)
**1a. Solomon Thomas, DL, Stanford (3)**
(Choice from Chicago)
**1b. Reuben Foster, LB, Alabama (31)**
(Choice from Seattle)
2. Choice to Seattle (34)
**3a. Ahkello Witherspoon, CB, Colorado (66)**
3. Choice to New Orleans (67)
(Choice from Chicago)
**3b. C.J. Beathard, QB, Iowa (104)**
(Choice from Minnesota)
4. Choice to Minnesota (109)
4. Choice to Seattle (111)
(Choice from Chicago)
**4. Joe Williams, RB, Utah (121)**
(Choice from Indianapolis)
4. Choice to Indianapolis (143)
(Compensatory Choice)
**5a. George Kittle, TE, Iowa (146)**
5. Choice to Indianapolis (161)
(Choice from Washington)
**5b. Trent Taylor, WR, Louisiana Tech (177)**
(Choice from Denver)
**6a. D.J. Jones, DL, Mississippi (198)**
(Choice from Baltimore)
**6b. Pita Taumoepenu, DL, Utah (202)**
(Choice from Denver)
7. Choice to Minnesota (219)
(Choice from Cleveland)
**7. Adrian Colbert, DB, Miami (229)**
(Choice from New Orleans)