

SAN FRANCISCO 49ERS

2018 MEDIA GUIDE



Faithful
THEN



Faithful
NOW



2018 SAN FRANCISCO 49ERS SCHEDULE & RESULTS

PRESEASON (1-3)

Date	Opponent	Pacific Time	Results	Network
Thursday, August 9	Dallas	7:00 p.m.	W, 24-21	KPIX 5
Saturday, August 18	@ Houston	5:00 p.m.	L, 13-16	KPIX 5
Saturday, August 25	@ Indianapolis	1:30 p.m.	L, 17-23	KPIX 5
Thursday, August 30	Los Angeles Chargers	7:00 p.m.	L, 21-23	KPIX 5

REGULAR SEASON (4-11)

Date	Opponent	Pacific Time	Results	Network
Sunday, September 9	@ Minnesota	10:00 a.m.	L, 16-24	FOX
Sunday, September 16	Detroit	1:05 p.m.	W, 30-27	FOX
Sunday, September 23	@ Kansas City	10:00 a.m.	L, 27-38	FOX
Sunday, September 30	@ Los Angeles Chargers	1:25 p.m.	L, 27-29	CBS
Sunday, October 7	Arizona	1:25 p.m.	L, 18-28	FOX
Monday, October 15	@ Green Bay	5:15 p.m.	L, 30-33	ESPN
*Sunday, October 21	Los Angeles Rams	1:25 p.m.	L, 10-39	CBS
*Sunday, October 28	@ Arizona	1:25 p.m.	L, 15-18	FOX
Thursday, November 1	Oakland	5:20 p.m.	W, 34-3	FOX/NFL Network
Monday, November 12	New York Giants	5:15 p.m.	L, 23-27	ESPN
*Sunday, November 25	@ Tampa Bay	10:00 a.m.	L, 9-27	FOX
*Sunday, December 2	@ Seattle	1:25 p.m.	L, 16-43	FOX
*Sunday, December 9	Denver	1:05 p.m.	W, 20-14	CBS
*Sunday, December 16	Seattle	1:05 p.m.	W, 26-23 (OT)	FOX
*Sunday, December 23	Chicago	1:05 p.m.	L, 9-14	FOX
*Sunday, December 30	@ Los Angeles Rams	1:25 p.m.		FOX

A select number of games will be “cross-flexed,” moving between CBS and FOX to bring potentially under-distributed games to wider audiences. Some of those contests were announced today, while the remainder of “cross-flexed” games will be decided during the season.

“Flexible scheduling” will be used in Weeks 10-15 and 17. Additionally, in Weeks 5-9, flexible scheduling may be used in no more than two weeks. In Weeks 5-15, the schedule lists the games tentatively set for Sunday Night Football on NBC. Only Sunday afternoon games are eligible to be moved to Sunday night, in which case the tentatively scheduled Sunday night game would be moved to an afternoon start time. Flexible scheduling will not be applied to games airing on Thursday, Saturday or Monday nights. A flexible scheduling move would be announced at least 12 days before the game. For Week 17, the Sunday night game will be announced no later than six days prior to December 31. The schedule does not list a Sunday night game in Week 17, but an afternoon game with playoff implications will be moved to that time slot. Flexible scheduling ensures quality matchups in all Sunday time slots in those weeks and gives “surprise” teams a chance to play their way into prime time.

49ERS MEDIA GUIDE CREDITS

Editors:	Bob Lange, Dan Beckler, Mike Chasanoff, Peter Volmut, Will Erickson
Editorial Assistants:	Roger Hacker, Emily Lucas, Tessa Giammona
Photography:	Terrell Lloyd, Meg Williams, Michael Zagaris, Kym Fortino, Associated Press
Historical Photography:	Bill Fox, Jeff Bayer, Frank Rippon, Dennis Desprois, Dave Beronio

Presented by





TABLE OF CONTENTS

ORGANIZATION

2018 Schedule
Table of Contents
Club Directory
Denise DeBartolo York & John York - Co-Chairmen
Jed York - Chief Executive Officer
John Lynch - General Manager
Paraag Marathe - President, 49ers Enterprises &
Executive Vice President, Football Operations
Al Guido - President
Hannah Gordon - Chief Administrative Officer &
General Counsel
Brano Perkovich - Chief Investment Officer
Scott Sabatino - Chief Financial Officer
Brent Schoeb - Chief Revenue Officer
Executives & Vice Presidents

LEVI'S® STADIUM

Levi's® Stadium Media Guide

COACHES & FOOTBALL STAFF

Kyle Shanahan - Head Coach
All-Time 49ers Head Coaching Records
Coaching Staff
Pronunciation Guide
All-Time 49ers Coaches
Football Executives
Player Personnel & Scouting
Player Engagement
Alumni Relations
Athletic Training & Medical
Equipment
Video Operations
Groundskeeping
Logistics
Communications

PLAYERS

Alphabetical Roster
Player Bios

2017 SEASON REVIEW

2017 Regular Season Statistics
2017 Player Participation
2017 Game-by-Game Starters & Inactives
2017-18 Transactions
2017 Game-by-Game Team Statistics
Last Times
2017 Game Summaries

RECORDS

Individual Records
Opponent Individual Records
Team Records

POSTSEASON

Postseason History
Individual Postseason Records
Team Postseason Records
Postseason Game Summaries

ALL-TIME RESULTS

49ers Composite Results
1946-49 Schedule & Results
Year-by-Year Results & Statistics
Record vs. Opponents
Primetime Games
Monday Night Football Records
Offensive and Defensive Rankings
Overtime Games
Preseason Results
Home/Away Records
NFC West Standings

HISTORY

Anthony J. Morabito - 49ers Founder
49ers Team Awards
NFL Award Winners
All-Time Player of the Month
All-Time Player of Week
Edward J. DeBartolo Sr. 49ers Hall of Fame
49ers Pro Football Hall of Famers
Retired Jerseys
Pro Bowlers
All-Pros
49ers Trade History
All-Time Roster
All-Time Practice Squad Roster
All-Time Undrafted Rookie Free Agents To Make The Roster
49ers Starters
Historical Highlights
49ers All-Time Presidents & Personnel Directors

DRAFT HISTORY

49ers AAFC Draft (1946-49)
49ers All-Time NFL Draft

TRAINING FACILITY AND BUSINESS OFFICE

SAP PERFORMANCE FACILITY
4949 MARIE P. DEBARTOLO WAY
SANTA CLARA, CA 95054
PHONE: (408) 562-4949

VISA BOX OFFICE

LEVI'S® STADIUM
4900 MARIE P. DEBARTOLO WAY
SANTA CLARA, CA 95054
PHONE: (408) 579-4449

49ERS OFFICIAL WEBSITE

www.49ers.com

49ERS ON INSTAGRAM

@49ers

49ERS ON TWITTER

@49ers
@49ersPR

49ERS ON FACEBOOK

www.facebook.com/SANFRANCISCO49ERS

49ERS ON SNAPCHAT

@SF49ers

49ERS ON YOUTUBE

San Francisco 49ers

LEVI'S® STADIUM WEBSITE

www.levisstadium.com

LEVI'S® STADIUM ON TWITTER

@LevisStadium

LEVI'S® STADIUM ON INSTAGRAM

@LevisStadium

LEVI'S® STADIUM ON FACEBOOK

www.facebook.com/levisstadium

STADIUM OPERATIONS

LEVI'S® STADIUM
4900 MARIE P. DEBARTOLO WAY
SANTA CLARA, CA 95054
PHONE: (408) 673-2100

COLORS

49ERS RED (PANTONE 187C)
49ERS GOLD (PANTONE 872C METALLIC)

FOUNDED

1946. JOINED NFL IN 1950

Please visit the 49ers media site to find the digital version of the media guide, as well as updated statistics, rosters, transcriptions, audio files and much more at <http://media.49ers.com>.



SAN FRANCISCO 49ERS DIRECTORY

OWNERSHIP

Denise DeBartolo York Co-Chairman
John York Co-Chairman
Jed York Chief Executive Officer
John M. Sobrato Co-Owner
Mark Wan Co-Owner
Gideon Yu Co-Owner

EXECUTIVE MANAGEMENT

John Lynch General Manager
Paraag Marathe President, 49ers Enterprises & Executive Vice President, Football Operations
Al Guido President
Hannah Gordon Chief Administrative Officer & General Counsel
Brano Perkovich Chief Investment Officer
Scott Sabatino Chief Financial Officer
Patty Inglis Executive Vice President

COACHING STAFF

Kyle Shanahan Head Coach
Robert Saleh Defensive Coordinator
Richard Hightower Special Teams Coordinator
Jon Embree Assistant Head Coach/Tight Ends
John Benton Offensive Line
Daniel Bullocks Assistant Defensive Backs
Michael Clay Assistant Special Teams
Taylor Embree Offensive Quality Control
Jeff Hafley Defensive Backs
Johnny Holland Run Game Specialist/Outside Linebackers
Chris Kiffin Pass Rush Specialist
Stan Kwan Assistant Special Teams
Mike LaFleur Wide Receivers/Passing Game Coordinator
T.C. McCartney Offensive Assistant
Mike McDaniel Run Game Coordinator
DeMeco Ryans Inside Linebackers
Rich Scangarello Quarterbacks
Bobby Slowik Defensive Quality Control
Katie Sowers Offensive Assistant
Adam Stenavich Assistant Offensive Line
Robert Turner Jr. Running Backs
Jeff Zgonina Defensive Line
Nick Kray Administrative Assistant To The Head Coach
Patrick Hagedorn Assistant To The Coaching Staff
Ray Wright Head Strength & Conditioning
Marquis Johnson Assistant Strength & Conditioning
Dustin Perry Assistant Strength & Conditioning

FOOTBALL OPERATIONS

Brian Hampton Director of Football Admin. & Analytics
Steve Wagner Manager of Football Systems
Neil Mayfield Software Developer
Dyng Au Software Developer
Kwesi Adofo-Mensah Director of Football R&D
Demitrius Washington Football R&D Analyst
Richard Buffum Contract Administrator
Jeff Diamond Salary Cap Analyst

PLAYER PERSONNEL & SCOUTING

Adam Peters Vice President of Player Personnel
Martin Mayhew Senior Personnel Executive
Keena Turner Vice President and Senior Advisor to the General Manager
Ran Carthon Director of Pro Personnel
Ethan Waugh Director of College Scouting
Ryan Cordell Special Assistant to the General Manager
Crowley Hanlon Special Assistant to Player Personnel
Justin Chabot National Scout
Chip Flanagan National Scout
Darrell Moody Regional Scout
Tariq Ahmad Area Scout
Reggie Cobb Area Scout
Dominic DeCicco Area Scout
RJ Gillen Pro Personnel Scout
AJ Highsmith Pro Personnel Scout

Steve Rubio Area Scout
John Stevenson Area Scout
Josh Williams Area Scout

PLAYER ENGAGEMENT

Austin Moss II Director of Player Engagement
Shelby Soltan Player Engagement Coordinator

ALUMNI RELATIONS

Guy McIntyre Director of Alumni Relations
Carri Wills Alumni Relations Assistant
Steve Bono Alumni Coordinator
Dan Bunz Alumni Coordinator
Jesse Sapolu Alumni Coordinator
Eric Wright Alumni Coordinator
Charles Haley 49ers/NFL Hall of Fame Consultant

ATHLETIC TRAINING & MEDICAL

Jeff Ferguson Vice President of Medical Services & Head Athletic Trainer
Manny Rivera Assistant Head Athletic Trainer
Laura McCabe Assistant Athletic Trainer
Ryan Donahue Rehabilitation Coordinator
Elliott Williams Director of Functional Performance
Jordan Mazur Coordinator of Nutrition
Dr. Anthony Saglimbeni Primary Care
Tim McAdams, M.D. Medical Director/Orthopaedic Surgeon
Geoffrey Abrams, M.D. Orthopaedic Surgeon
William Maloney, M.D. Orthopaedic Surgeon
Chris Beaulieu, M.D. Radiologist
Tomo Harada, D.C. Chiropractor
Joe Leahy, D.C. Chiropractor
David Meng, DDS Dentist
Scott Hyver Team Ophthalmologist

EQUIPMENT

Jay Brunetti Equipment Manager
Donovan "Doc" Dressler Assistant Equipment Manager
Jeff Gilbert Assistant Equipment Manager
Robert Lloyd Assistant Equipment Manager

VIDEO OPERATIONS

Michael Bracken Director of Video Operations
Brad Clark Manager of Video Operations
Joe Cosgrove Video Operations Assistant
Cory Maddocks Video Operations Assistant

GROUNDKEEPING

Matthew Greiner Senior Manager & Head Groundskeeper
Ryan VerNess Groundskeeping Manager
Tim Hardman Groundskeeping Manager
Colby Garlick Groundskeeper
Salvador Barajas Groundskeeper
Chase Martin Groundskeeper

LOGISTICS

Steve Risser Director of Team Logistics
Michael Slap Team Logistics Manager
Stephen Spencer Team Logistics Assistant

COMMUNICATIONS

Bob Lange Vice President of Communications
Dan Becker Director of Football Communications
Roger Hacker Director of Corporate Communications
Mike Chasanoff Sr. Manager of Football Communications
Emily Lucas Manager of Corporate Communications
Peter Volmut Coordinator of Football Communications
Tessa Giammona Coordinator of Corporate Communications

49ERS FOUNDATION

Justin Prettyman Executive Director, 49ers Foundation
Tyson Lamp Senior Manager, Development
Lindsay Mapp Fundraising & Events Lead

49ERS PREP

Jared Muela Director, Youth Football & Fan Engagement
Tucker Baksa Manager of 49ers PREP & Fan Engagement
Nezam Etemadi Flag Football Manager
Nick Clarke Fan Engagement Coordinator
Ryan Dillard 49ers Prep Coordinator

49ERS STUDIOS

Robert Alberino Jr. VP/Executive Producer
Aron Kennedy Director of Gameday Productions & Broadcast Operations
Wil Blackwell Director, Production
Meghan Ryan Director, Digital & Social Media
Laura Johnson Senior Manager, Gameday Presentation, Live Events
AJ Murray Stadium & Motion Graphics Manager
Joe Fann Senior Team Reporter
Johnny Volk Social Media Manager
Matthew Asher Digital Media Coordinator
Billy Barnes Coordinator, Gameday Presentation, Live Events
Nate Steele Producer
Daniel Mapes Producer
Nick Schebetta Producer
Joshua Conner Producer
Keiana Martin Team Reporter
Sarina Soriano Associate Producer
Terrell Lloyd Senior Manager, Photography Services
Megan Williams Team Photographer
Kym Fortino Team Photographer
Michael Zagaris Team Photographer

ACCOUNTING & FINANCE

Esther Chi Vice President, Controller
Jeff Fong Vice President, Finance
Don Hutchinson Senior Manager of Financial Reporting
Joan Pires Senior Manager of Payroll
Hasan Khanzada Senior Manager, Finance
Chris Steele Accounting Manager
Frances Lin Senior Financial Analyst
Connor Vander Zalm Senior Accountant
Caitlin Ritchie Senior Accountant
Jake Cosenza Financial Systems Analyst
Ben Lui Staff Accountant
Jennifer Phan Staff Accountant
Rosemary Salas Payroll Specialist
Shantae Tucker Payroll Specialist
Alyssa Kutz Accounts Payable Lead
Jeremiah Lagasca Accounts Payable Specialist
Marielle Verano Accounts Payable Specialist

ADMINISTRATION

Angele Cory Director, Office of the CEO
Angela Banister Executive Administrative Assistant
Jackie Brans Executive Assistant to the President
Vinette Ly Executive Administrative Assistant
Jessica Mayberry Executive Administrative Assistant
Brittney Scott Executive Administrative Assistant

BROADCAST PARTNERSHIPS

Bob Sargent Director of Broadcast Partnerships

BUSINESS STRATEGY & ANALYTICS

Moon Javaid Vice President of Strategy & Analytics
Steve Chan Director, Business Intelligence & Analytics
Umesh Johari Director, Business Strategy & Analytics
Alison Lu Sr. Manager, Business Strategy & Analytics
Nick Zobel Business Intelligence Manager
Noele Crooks CRM Manager
Ben Burdick Manager, Business Strategy & Analytics
Marco Fulvio Manager, Business Strategy & Analytics
Amelia Huie Analyst, Strategy & Analytics

COMMUNITY RELATIONS

Stacy McCorkle Director of Community Relations
Michelle Beck Community Relations Manager
Saya Lindsay Community Relations Coordinator
Liz Malara Community Relations Specialist



SAN FRANCISCO 49ERS DIRECTORY

FACILITY SERVICES

Bill Howell Director of Facilities
 Raul Sandoval Maintenance Supervisor
 Rafael Herrera Facilities Coordinator
 Erik Bernal Lozano Custodian
 Santiago Garcia Custodian
 Jose Vasquez Custodian
 Eduardo Sandoval Custodian
 Miguel Sandoval Custodian
 Gael Basilio Custodian
 Santiago Higareda Banuelos Maintenance Worker

HUMAN RESOURCES

Harpreet Basran Director of Human Resources
 Mykela Deranleau Human Resources Generalist
 Gabby Franklin Office Assistant

LEGAL AFFAIRS

Rahul Chandhok Vice President of Public Affairs & Strategic Communications
 Jihad Beauchman Deputy General Counsel
 Jesse Campbell Risk Manager
 Jas Sajjan Public Affairs Coordinator
 Kimberly Kupitz Paralegal and Executive Assistant to the General Counsel

MARKETING

Aaron Llavore Art Director
 Allie Dicken Brand Marketing Manager
 Meagan Schreiner Marketing Events Manager
 DC Abramson Manager of Mascot Programming
 Tyler Killingsworth Marketing Coordinator
 Derrick Sanchez Email Marketing Coordinator
 Jeffrey Sumida Motion Graphic Designer
 Matt Sisneros Graphic Designer
 Christine Zambetti Graphic Designer
 Sam Vidal Graphic Designer

NEW VENTURES

Sean Kundu Legal Counsel,
 49ers Enterprises/Investments
 Collin Meador Director 49ers Enterprises/Investments

SECURITY

Russell Butler Vice President of Security
 Jeff Rodriguez Vice President, Corporate Security
 Mike Anderson Director of Team Security
 Michael Gonzalez Operations Coordinator
 Tim Howell Credential Manager
 Gustavo Gutierrez Credential Coordinator
 Alonso Martin Security Coordinator

TECHNOLOGY

Jim Bartholomew Director, Information Technology
 Tony Gonzalez Network Engineer
 Hamdi Moussa Network Engineer
 Brian Itanen IT Engineer
 Willie Rodriguez IT Engineer

TICKET OPERATIONS

Jamie Brandt Vice President of Sales & Service
 Brad Dugan Director, Ticket Operations
 Trent Bartling Senior Manager, Ticket Operations
 Prima Patel Senior Manager, SBL & Ticket Finance
 Marcus Wong Manager, Ticket Operations
 Meghan Grenier Manager, Ticket Operations
 Sheel Patel Ticket Operations Specialist
 Nathan Brown Ticket Operations Specialist

FORTY NINERS STADIUM MANAGEMENT COMPANY DIRECTORY

EXECUTIVE MANAGEMENT

Brent Schoeb Chief Revenue Officer

49ERS EDU

Jesse Lovejoy Director, 49ers EDU & 49ers Museum
 Beth Atlas Manager & Curator, 49ers Museum
 Missy Morrill Museum Operations Coordinator
 Sofy Navarro Manager, 49ers EDU
 Bronwen Phillips Coordinator, 49ers EDU
 Todd Valentine Senior Educator, 49ers EDU
 Josh Montoya Lead Educator, 49ers EDU
 RosAnne Nandan Lead Educator, 49ers EDU

ADMINISTRATION

Bernadette Pullon-Garcia Executive Admin. Assistant
 Mary Pires Administrative Engineering Coordinator

CORPORATE PARTNERSHIPS

Nikki Hawkins Director, Partnership Activation
 Lindsey Arnold Sr. Manager, Partnership Activation
 Safia Diab Sr. Manager, Partnership Activation
 Cassandra Trujillo Sr. Manager, Partnership Activation
 Krista Cullen Manager, Partnership Activation
 Alyssa Morales Partner Activation Representative
 Kevin Hilton Director of Partnership Sales
 Matt Siert Manager, Partnership Sales
 Craig Martin Director, 49ers Enterprises Partnerships
 Cameron O'Toole Account Executive, Partnership Sales
 Kyla Kajjoka Coordinator, Partnership Sales & Activation

ENGINEERING

Pat Rogan Director of Engineering Operations
 Roger Elu Chief Engineer
 Damon Andrews Assistant Chief Engineer
 Omar Garcia Stationary Engineer
 Dan Lee Stationary Engineer
 Doug Lopez Stationary Engineer
 Clinton Meyerhoff Stationary Engineer
 Rick Narayan Stationary Engineer
 Dominic Peruzzaro Stationary Engineer
 Justin Rhodes Stationary Engineer
 Chucky Robinette Stationary Engineer
 Chris Scallan Stationary Engineer
 Scott Sotelo Stationary Engineer
 Eric Gunsberg Apprentice Stationary Engineer

GUEST SERVICES

Angie Nix Director of Guest Services
 Kristin Marvel Guest Services Manager
 Ashley Vind Uniform & Services Coordinator
 Sam Sugarman Guest Services Coordinator
 Ivy Daley Guest Services Coordinator

PREMIUM SALES

Nana Yaw Director of Premium, Suite & SBL Sales
 Kathy Revelo Senior Manager, Suite Services
 Nicole Anthony Manager, Suite & Member Services
 Judy Quinata Coordinator, Suite Services
 Raymond Tioseco Suite Sales Consultant
 Carly Grimaudo Suite Sales Consultant
 Katie Furey Suite Sales Consultant
 Kyle Murphy Suite Sales Consultant
 Christian Trigg Senior SBL Sales Consultant
 Nick Ortiz Senior SBL Sales Consultant
 Aaron Wicklund SBL Sales Consultant
 Bennett Sexton SBL Sales Consultant
 Kyle Toy SBL Sales Consultant
 Brian Mulcrone SBL Sales Consultant
 Tahira Bellot SBL Sales Consultant
 Alexis Speliotis Group Sales Consultant
 Kyle Snyder Group Sales Consultant
 Tori Trinkkeller Ticket Sales Executive
 Hayley Di Naso Hospitality Sales Executive
 Richard Esparza Hospitality Sales Executive

PREMIUM SERVICE

Dustin Albertson Director, Premium Services
 Matt Crowell Sr. Manager, Experience Sales & Service
 Brandon Lohmann Sr. Manager, Premium Member Services
 Courtney Considine Premium Member Services Rep.
 Ryan Scarlett Premium Member Services Rep.
 Hillary Wallach Premium Member Services Rep.
 Carter Allen Premium Member Services Rep.

SECURITY

Lou Pezzola Security Director
 John Glischinski Senior Security Manager
 George Sams Security Systems Coordinator
 Bob Guillermo Security Coordinator
 Gregory Hart Security Coordinator
 Thomas Wong Security Coordinator
 Tommy O'Rourke Operational Support Specialist
 Jason Montgomery Shift Supervisor
 Dario Montenegro Security
 Stephen Nemeth Security

SPECIAL EVENTS SALES & SERVICE

Patricia Ernstrom Vice President, Special Events & Executive Director, 2019 College Football Playoff National Championship Host Committee
 Ryan Oppelt Director, Bay Area Host Committee & Executive Director of Bowl Game
 Catherine Pearson Director, Special Events
 Malain McCormick Director of Events, 2019 College Football Playoff National Championship Host Committee
 Vickie Eiges Manager, Event Sales
 Lauren Hall Senior Event Manager
 Cicely Nash Event Manager, College Football Properties & Catered Events
 Katie Heldreth Event Manager
 Missy Zielinski Marketing & Communications Manager
 Stephanie Lucas Special Events Sales Representative
 Jasmyr Le-Compte Event Coordinator
 Willi Anderson Marketing & Communications Coordinator

STADIUM OPERATIONS & LOGISTICS

Jim Mercurio Vice President, Stadium Operations & General Manager
 Craig Graber Director, Stadium & Event Operations
 Julian Sakti Director, Stadium Operations Logistics
 Nelson Ferreira Director, Technical Operations
 Dale Moul Senior Manager, Special Event Operations
 Shaun Ram Senior Manager, Stadium Logistics
 Tony Vroman Senior Manager, Stadium Operations
 Ryan Osenton Senior Manager, Stadium Operations
 Eve Mendez Stadium Operations, Sytems & Reporting Manager
 Bob Mallamo Locker Room Manager
 Alicia Pratt Stadium Operations Project Manager
 Cameron Lacson Manager, Stadium Logistics
 Logan Irons Manager, Stadium Operations
 Greg Shore Manager, Stadium & Event Operations
 Jesse Richmond Technical Operations Manager
 DJ Robinson Audio/Visual Coordinator
 Dominic Roja Loading Dock Coordinator
 Daniel Carvajal Logistics Coordinator
 Vincent Sotto Logistics Coordinator
 Carlos Monroy Stadium & Special Event Coordinator
 Camila Hammer Stadium Operations Coordinator
 Doug Purdy Stadium Operations Staff



DENISE DeBARTOLO YORK & JOHN YORK

CO-CHAIRMEN

Denise and John York bring long and distinguished careers in sports and business to their roles as Co-Chairs of the San Francisco 49ers, where they combine their passion for building a championship team with their commitment to being the best possible business partners and community citizens.

A FORTY-ONE-YEAR LEGACY IN BUSINESS & PRO SPORTS

Since Denise's father, Edward J. DeBartolo Sr., purchased the 49ers in 1977, she has been an integral part of four decades of 49ers football, including 44 playoff contests and five Super Bowl victories. Earlier in her career, Denise served as President of the Pittsburgh Penguins hockey team. Under her leadership, the Penguins were revitalized and transformed into a championship team, winning the Stanley Cup. She is one of only 12 women to have her name engraved on hockey's famed championship trophy.

A successful entrepreneur, John spent years as Senior Vice President/Director of Racing Operations for the DeBartolo Corporation, instituting programs designed to enhance the fan experience and raise the profile of thoroughbred horse racing. John, a noted pathologist, began his business career in 1982 as Founder of DeYor Laboratories in Youngstown, Ohio. From three employees, he molded the company into a 500-person operation with facilities in three states before selling the company to Corning, Inc., in 1993.

As co-chairs of the 49ers, Denise and John provide the resources and guidance to uphold the 49ers celebrated history and oversee the team's relationship with the Commissioner of the National Football League and other team owners.



THE YORKS' GOLDEN NUGGETS

- Denise served as President of the Pittsburgh Penguins hockey team and she is one of only 12 women to have her name engraved on the Stanley Cup.
- John spent years as Senior Vice President/Director of Racing Operations for the DeBartolo Corporation, instituting programs designed to enhance the fan experience and raise the profile of thoroughbred horse racing.
- John began his business career in 1982 as Founder of DeYor Laboratories in Youngstown, OH.
- Denise is an active member of the Pro Football Hall of Fame Committee.
- John is Chairman of the NFL's Health & Safety Advisory Committee, which was established in 2011. He is also a member of both the League's Audit and International committees, the latter of which he previously served as Chairman.
- The 49ers were named the 2017 ESPN Sports Humanitarian Team of the Year and the 2017 Pop Warner Little Scholars Team of the Year. The 49ers and the 49ers Foundation were previously recognized as Beyond Sport's 2015 Sport Team of the Year for Outstanding Philanthropic Sports Organization and the 2013 winner of the prestigious Robert Wood Johnson Foundation Steve Patterson Award for Sports Philanthropy.
- For the past 27 years, the 49ers Foundation has educated and empowered Bay Area youth through a host of innovative, community-based strategies. The 49ers Foundation has distributed more than \$40 million back into the community.
- In 2014, the 49ers were among the first professional sports organizations to develop and deliver STEAM learning concepts for youth with the launch of the Denise DeBartolo York Education Center at Levi's Stadium.
- The ongoing commitment to promote education is also demonstrated in the 49ers STEM Leadership Institute (SLI), a collaborative education venture in cooperation with Chevron, the Santa Clara Unified School District and the Silicon Valley Education Foundation. The SLI program provides over 300 hours of rigorous STEM curriculum to cohorts of 60 high-achieving 7th, 8th, 9th, 10th and 11th graders each year from Cabrillo Middle School and Santa Clara High School. In fall 2016, the program - now serving 300 students - expanded to Santa Clara High School (SCHS) and, at full capacity in 2019, will serve 360 students from 7th through 12th grade.



TAKING A LEADERSHIP ROLE IN THE NFL

Denise and John's dedication to the sport of football extends to the top levels of the NFL.

Denise is an active member of the Pro Football Hall of Fame Committee, where she helps to oversee the League's ongoing support of the museum that pays tribute to the triumphs of professional football's greatest stars, including 28 legendary members of the San Francisco 49ers.

John is Chairman of the NFL's Health & Safety Advisory Committee, which was established in 2011. He is also a member of both the League's Audit and International committees, the latter of which he previously served as Chairman. Under his leadership, the 49ers became the first team to play a regular season game outside the borders of the United States, taking on the Arizona Cardinals in front of 100,000 fans at Azteca Stadium in Mexico City. Under his direction, the League expanded its presence abroad with regular season games at Wembley Stadium in London, England. San Francisco has played in London twice, defeating the Denver Broncos in 2010 and the Jacksonville Jaguars in 2013.

CELEBRATING THE TEAM'S LEGENDARY HISTORY

Denise and John have played a pivotal role in fostering tremendous relationships with former players and coaches to help celebrate more than seven monumental decades of 49ers football. Over the past decade, Denise and John have brought back every Hall of Fame enshrinee from the 49ers to be honored for their tremendous contributions to Bay Area sports.

Levi's Stadium opened in 2014 with one of the premiere features of the venue being the 49ers Museum, which houses the Edward J. DeBartolo Sr. 49ers Hall of Fame. The two-level, 20,000 square foot space is dedicated to showcasing the past, present and future of the 49ers organization and its commitment to education and innovation.

Under the guidance of Denise and John, the team hosts its annual alumni weekend event to give all players who have donned the red and gold throughout the team's history a chance to catch up with old friends. They have also worked with players like Joe Montana and the late Dwight Clark, and the members of the 1981 49ers defense to re-enact and commemorate some of the team's most famous plays such as "The Catch" and the goal line stand that propelled the team to its first Super Bowl victory. As the team said goodbye to Candlestick Park in 2013, the 49ers commemorated many great memories by honoring the Top 10 moments in the storied history of the venue by welcoming back the alumni who helped make them all possible.

ENHANCING THE FAN EXPERIENCE

Denise and John are dedicated to embracing the passion of 49ers fans everywhere. They are committed to giving fans an opportunity to experience the excitement of 49ers football year-round, and they have made it their mission to embrace the Faithful as family.

Levi's Stadium is the culmination of their vision to create an unparalleled game day experience for 49ers fans. The venue not only provides fans the ultimate place to enjoy 49ers football, but it also plays host to a number of world-class sports and entertainment events throughout the year. Through the integration of innovative technology, sustainable practices and groundbreaking design elements, Levi's Stadium accurately reflects the best of the Bay Area while bringing fans closer to the game.

Visitors to Levi's Stadium immediately notice wider, open concourses that look back into the lower bowl so fans don't miss a minute of the action while waiting for food. A significant increase in the number of points of sale for concessions and merchandise and in the number of restrooms was done to limit congestion. From their seats, visitors can marvel at more than 19,000 square-feet of video board space, while using the Levi's Stadium App to order food, beverages and merchandise or to watch replays of the action on the field in real-time. Those who visit the NRG Solar Terrace on the roof of the stadium's suite tower are treated to unbelievable views, while being shaded by 49 solar panel arrays that helped make the venue the first stadium home to an NFL team to open with LEED Gold certification. Levi's Stadium is also the first home of a NFL team to earn dual LEED Gold certifications, achieving its second distinction for operations and maintenance of an existing building in 2016.

Levi's Stadium features three signature locations - The 49ers Museum, Michael Mina's Bourbon Steak and Bourbon Pub restaurants, and the 49ers Team Store. Packaged with the venue's special events programs, these elements make Levi's Stadium a year-round destination.

Levi's Stadium garnered international recognition by receiving the prestigious honor of Sports Business Journal's 2015 Sports Facility of the Year and the 2015 Sports Venue of the Year at the StadiumBusiness Awards in Barcelona, Spain. The venue has also received several recognitions from the sustainability industry - including the 2017 StadiumBusiness Environmental Award - for its environmentally friendly design and operations plan, both of which were mandated by the York family.

MAKING A DIFFERENCE IN THE LIVES OF OTHERS

Under the leadership of Denise and John, the 49ers community impact and the 49ers Foundation are recognized among the most impactful in all of professional sports. The 49ers were named the 2017 ESPN Sports Humanitarian Team of the Year and the 2017 Pop Warner Little Scholars Team of the Year. The 49ers and the 49ers Foundation were previously recognized as Beyond Sport's 2015 Sport Team of the Year for Outstanding Philanthropic Sports Organization and the 2013 winner of the prestigious Robert Wood Johnson Foundation Steve Patterson Award for Sports Philanthropy.

For the past 27 years, the 49ers Foundation has educated and empowered Bay Area youth through a host of innovative, community-based strategies, including direct programming and supporting the 49ers Academy, Fresh Lifelines for Youth, City Year of San Jose, the Center for Youth Wellness, and Tipping Point. The 49ers Foundation has distributed more than \$40 million back into the community. The York family believes that, if a child can learn to learn, they will continue to educate themselves for the rest of their lives.



Within the 49ers Foundation's direct programming, 49ers EDU is a direct reflection of the York family's passion and commitment to providing and improving educational opportunities for young people in the Bay Area. The program provides myriad opportunities to engage learners, teachers and families in standards-aligned and community-building educational programming—all free of charge. In 2014, the 49ers were among the first professional sports organizations to develop and deliver STEAM learning concepts for youth with the launch of the Denise DeBartolo York Education Center at Levi's Stadium, and the corresponding field trip program that runs through it to this day. The program offers free on-site STEAM education programming for students in grades K-8 by integrating innovative concepts that support classroom learning in the community and beyond. Since its inception, 49ers EDU has engaged more than 210,000 students in STEAM conversations through its standards-aligned field trip program - at no cost. The mission of 49ers EDU is simple: to show students and teachers in kindergarten through eighth grade that education can go beyond textbooks and traditional lessons, and to light a fire for young people for STEAM concepts, so they have a stronger proclivity to pursue these subjects throughout their education. Fortified with a team of dedicated educators, 49ers EDU teaches over 360 students a day the principles of STEAM through something they love -- football. The program also hosts a professional development program for teachers and has a family learning series that brings parents and kids together to explore STEAM.

The ongoing commitment to promote education is also demonstrated in the 49ers STEM Leadership Institute (SLI), a collaborative education venture in cooperation with Chevron, the Santa Clara Unified School District and the Silicon Valley Education Foundation. The SLI program provides over 300 hours of rigorous STEM curriculum to cohorts of 60 high-achieving 7th, 8th, 9th, 10th and 11th graders each year from Cabrillo Middle School and Santa Clara High School. Each student selected into SLI gains access to the six-year program, which is meant to strengthen students STEM related skills to prepare them for eventual entry to top-tier colleges. In fall 2016, the program - now serving 300 students - expanded to Santa Clara High School (SCHS) and, at full capacity in 2019, will serve 360 students from 7th through 12th grade.

Football has been in the York family for over 40 years and 49ers PREP presented by U.S. Bank is the evolution of the family's continuing efforts to promote health and wellness through the game of football. 49ers PREP is more than just football, it's the 49ers Foundation's boots-on-the-ground approach to serving Bay Area youth through sport. The direct impact of 49ers PREP can be seen in the over 100,000 participants who have engaged in the program since 2014. 49ers PREP programming offers more than 130 free, non-contact, co-ed football camps and clinics to kids of all ages, teaching the importance of health and wellness. 49ers PREP additionally launched a free flag football program for girls and boys ahead of the 2018 season. The goal set forth by the York family is to continue to teach more children the importance of teamwork, goal-setting and how to live a healthy lifestyle in a fun, safe and educational environment.

In recognition of their community involvement, Denise and John have been honored with a number of accolades including the Children Discovery Museum's Legacy for Children Award, City Year's Service Leadership Award, Silicon Valley Exemplary Community Leadership Award by Silicon Valley FACES, Outstanding Corporate Philanthropy Award at the Catholic Charities/Catholic Youth Organization's Loaves and Fishes Dinner, and annual inclusion on the Top Corporate Philanthropists list for the San Jose/Silicon Valley Business Journal.

Their passion for community involvement extends beyond the Bay Area as well. John has been honored with Loyola University's Stritch Medal - the highest honor awarded by the school - for his ongoing contributions to his alma mater. The couple was honored with the Youngstown Hearing and Speech Center's Great Communicators Award in recognition of their philanthropic leadership. They continue to support the Boys and Girls Club of Youngstown, Making Kids Count and the Mahoning Valley United Way, while also being intimately involved with the Edward J. DeBartolo Memorial Scholarship Foundation, which awards college scholarships to deserving Youngstown area high school seniors.

Denise continues to provide mentoring and tuition assistance for at-risk youth throughout all levels of education. This past year, along with her usual contribution, Denise "adopted" Williamson Elementary School in Youngstown through the United Way Success after Six program, and her donation sponsored the after school program. She also works with the local food bank and supports Rescue Mission, Akron Children's Hospital Mahoning Valley, Beatitude House, Youngstown Neighborhood Development, Angels for Animals, Alchemy Acres, YWCA Scholarship Program, Women in Entrepreneurship Program at Youngstown Business Incubator and made a substantial contribution to the new Youngstown State University Veteran's Resource Center. Over the last few years, and again this year, Denise has been the sponsor of the Ohio Nonviolence Week in conjunction with the Simeon Booker Courage Award. Denise is also passionate about cancer-related causes, including The Serenity Garden at the Joanie Abdu Comprehensive Breast Care Center.

PUTTING FAMILY FIRST

Though Denise and John have accomplished much in their professional careers, they first define themselves as husband, wife, and parents.

Their eldest son, Jed, now carries on the family's legacy -- begun by his grandfather Edward J. DeBartolo Sr., his Uncle Eddie DeBartolo Jr., and his parents -- by serving as CEO of the 49ers. Their son, Tony, is currently an entrepreneur in the high-tech industry in the Bay Area, and is involved with support programs for incarcerated juveniles alongside team pastor Earl Smith. Their twin daughters, Jenna and Mara, have worked in the Napa Valley wine industry for several years and are active participants with the 49ers Foundation and Community Relations efforts. All of the York children share their parents' passion for community service and are very active in the 49ers Foundation. Denise and John, have two grandchildren, Jaxon and Brixton, the sons of Jed and his wife, Danielle.





JED YORK

CHIEF EXECUTIVE OFFICER

14TH NFL SEASON || 14TH WITH 49ERS

BUILDING A CHAMPIONSHIP TEAM

As chief executive officer of the San Francisco 49ers, Jed York oversees all aspects of the organization. Now in his ninth year as CEO, York has been a driving force behind the 49ers success on and off the field during that time. York recognizes and shares the ongoing passion of the team's faithful fans.

During York's tenure, the team has experienced great success having won two NFC West Division titles, advanced to three consecutive NFC Championship Games and a Super Bowl. His strong leadership was also instrumental in providing the team and its fans a state-of-the-art new home one year ahead of schedule. On April 19, 2012, the Santa Clara Stadium Authority broke ground on Levi's Stadium and enlisted the 49ers to manage the construction process which achieved a ribbon cutting just two years later.

Designed to set a new standard for the stadium experience, Levi's Stadium has become known as one of the most iconic sports and entertainment venues in the world. The building has garnered international acclaim having been named 2015 Sports Venue of the Year by the Sports Business Journal and Venue of the Year at the 2015 StadiumBusiness Awards in Barcelona, Spain. Leveraging technology and sustainability, Levi's Stadium has also generated international acclaim for its green efforts. For its green innovation - inclusive of being the first NFL stadium to twice be LEED certified - Levi's Stadium was named the 2016 Green Sports Alliance Environmental NFL Innovators of the Year and the 2017 StadiumBusiness Awards Environmental Stadium of the Year.

In its first four years of operation, Levi's Stadium has already successfully hosted Super Bowl 50, WrestleMania 31, the Copa America Centenario, the 2015 NHL Stadium Series, the International Championship Cup featuring soccer powers such as Manchester United and FC Barcelona, the Pac-12 Football Championship Game, and stadium concert tours headlined by Beyonce and U2. In 2017, the venue hosted the CONCACAF Gold Cup and is currently preparing to stage the prestigious College Football Playoff National Championship in 2019.

RECOGNIZING THE 49ERS FAITHFUL

A 49ers fan since birth, York recognizes that the success of the 49ers hinges on the team's faithful fans, and he is committed to honoring them for their passion and enthusiasm. Most recently, York recognized the unique opportunities Levi's Stadium presented the team and its fans, and he directed the organization to capitalize.

From the time Levi's Stadium was just a concept, creating the ultimate game day experience for 49ers fans was at the core of the York family's vision. The unique approach taken to designing the venue and bringing that vision to life incorporated one of the Bay Area's most notable natural resources - innovative technology. As York has repeatedly stated, Levi's Stadium may not be the biggest stadium, but it will be the smartest.

YORK'S GOLDEN NUGGETS

- During his tenure, the 49ers won two NFC West Division titles, advanced to three consecutive NFC Championship Games and Super Bowl XLVII.
- On April 19, 2012, the Santa Clara Stadium Authority broke ground on Levi's Stadium. The 49ers managed the construction process and the stadium was completed in two years.
- Under his leadership, the team established the Edward J. DeBartolo, Sr. 49ers Hall of Fame in 2009. The 49ers Hall of Fame is located inside the 49ers Museum at Levi's Stadium.
- The Denise DeBartolo York Education Center, which is also located inside the 49ers Museum, provides learning platforms that connect, inspire and engage 60,000 K-8 Santa Clara and greater Bay Area students annually.
- Currently serves on the Stadium, Digital Media and NFL Network Committees with the NFL.
- Serves as a board member at Tipping Point Community, the Commonwealth Club, the Chegg Foundation, Dignity Health Foundation, Bay Area Council, Silicon Valley Leadership Group and the Council on Foreign Relations.
- Began his career as a financial analyst at Guggenheim Partners, a diversified financial services firm.

With technology woven into its backbone, the building not only allows visitors to customize their own individual experience through the use of the Levi's Stadium App, but it is also able to seamlessly evolve throughout the decades to come. In addition to groundbreaking design elements that bring fans closer to the game, the venue is a showcase for the region's sustainable efforts and world-class wine and cuisine. Fans have also come to recognize Levi's Stadium as a year-round destination that features a restaurant headlined by an award-winning chef and a museum dedicated to honoring the team's storied history, while also using football as a means to educate Bay Area youth.

Under York's leadership, the team established the Edward J. DeBartolo, Sr. 49ers Hall of Fame in 2009, to commemorate the significant accomplishments of some of the team's biggest stars and key contributors. Named for his grandfather and the beloved patriarch of the 49ers, the Hall of Fame automatically inducted those 49ers greats that have either had their jersey numbers retired by the team or have been inducted into the Pro Football Hall of Fame. York, shortly thereafter, announced the Hall of Fame's inaugural inductee, his uncle, Edward J. DeBartolo, Jr., who was enshrined during the 2009 season. The 49ers Hall of Fame now has a home inside the new 49ers Museum at Levi's Stadium.



Also located inside the 49ers Museum is the Denise DeBartolo York Education Center, which provides learning platforms that connect, inspire and engage 60,000 K-8 Santa Clara and greater Bay Area students annually. Featuring content-rich lessons in science, technology, engineering, art and mathematics, the highly interactive center promotes physical activity and valuable life skills.

CARRYING ON THE FAMILY'S LEGACY

York's roots with the 49ers run deep. He is the oldest child of Denise and John York, the co-chairmen of the team. York's uncle and godfather, Eddie DeBartolo, also known to fans as "Mr. D", has long served as a mentor.

York began his career as a financial analyst at Guggenheim Partners, a diversified financial services firm. He worked in the firm's New York office in several areas, including private wealth management, hedge funds risk analysis, and collateralized debt obligations. York currently serves on three key committees, Stadium, Digital Media and NFL Network, assigned to address facets of National Football League business.

Born and raised in Youngstown, OH, York was a student athlete at Cardinal Mooney High School where he was captain of the baseball team as well as student body president. After high school, York decided to carry on a family tradition by attending the University of Notre Dame, where he earned a degree in both finance and history. York was a member of Phi Alpha Theta, the National History Honors Society.

York credits his parents, his uncle Eddie, and his grandfather Edward DeBartolo, Sr. as being positive role models and for teaching him character values such as integrity, a strong work ethic, and respect for others. He is pleased to carry on his family's commitment to community by serving as a board member at Tipping Point Community, the Commonwealth Club, the Chegg Foundation, Dignity Health Foundation, Bay Area Council, Silicon Valley Leadership Group, and the Council on Foreign Relations.

Besides his tremendous passion for the 49ers, York enjoys traveling, fishing, and playing cards, which he learned from his grandfather.

Jed lives in the Bay Area with his wife, Danielle, and two sons, Jaxon and Brixton.





JOHN LYNCH

GENERAL MANAGER

17TH NFL SEASON (15 PLAYING / 2 FRONT OFFICE) || 2ND WITH 49ERS

One of the most respected players to ever play the game of football, and a five-time finalist for the Pro Football Hall of Fame, John Lynch enters his second season as the team's General Manager following a 15-year playing career and more than eight seasons as an NFL analyst.

Since coming to San Francisco, Lynch has been aggressive in acquiring the right players to help establish the team's culture. While working hand-in-hand with head coach Kyle Shanahan and the coaching staff, Lynch continues to add players through all avenues to help build the team.

In his first season with San Francisco, Lynch brought in several key players through free agency, including WR Marquise Goodwin, K Robbie Gould and FB Kyle Juszczyk, who impacted the team immediately. Goodwin set career highs in receptions (56) and receiving yards (962), Gould led the NFL with a career-high 39 made field goals and a career-high 145 points and Juszczyk was selected to the Pro Bowl.

Lynch was also responsible for acquiring G Laken Tomlinson and QB Jimmy Garoppolo in trades. Tomlinson was acquired on August 31, 2017 and started the final 15 games of the season at left guard. He was rewarded with a three-year contract extension through the 2021 season on June 22, 2018. Garoppolo, who was traded to San Francisco on October 30, 2017, started the final five games of the season and posted a 5-0 record while setting the franchise record for most passing yards in the first five starts with the team (1,542 yards). On February 8, 2018, Garoppolo signed a five-year contract extension through the 2022 season.

Lynch joined the 49ers in February of 2017 after serving as a color analyst for FOX Sports from 2009-16. In his final season of 2016 with FOX, he manned the number two broadcast crew alongside play-by-play announcer Kevin Burkhardt.

Prior to his time at FOX, Lynch constructed one of the all-time great NFL careers while with the Tampa Bay Buccaneers (1993-2003) and the Denver Broncos (2004-07). A four-time All-Pro and nine-time Pro Bowl selection, he played in 224 games (191 starts) and registered 1,277 tackles, 13.0 sacks, 26 interceptions, 16 forced fumbles, eight fumble recoveries and 100 passes defended. Lynch also started all 12 playoff games in which he appeared and tallied 71 tackles, two interceptions and 12 passes defended. He was a Buccaneers team captain as the squad achieved the crown jewel of team sports, a victory in Super Bowl XXXVII, and has been inducted into the Ring of Honor in both Tampa Bay and Denver.

Lynch attended Stanford University where he excelled in both football and baseball. On the football field, he earned Second-Team All-American and First-Team All-Pac-10 Conference honors as a senior, while playing for Hall of Fame head coach Bill Walsh. Lynch was later selected in the third round (82nd overall) of the 1993 NFL Draft by Tampa Bay. Following his career on the diamond for the Cardinal, he was selected in the second round (66th overall) of the 1992 Major League Baseball Draft by the Florida Marlins.

LYNCH'S GOLDEN NUGGETS

- Lynch is a member of the Tampa Bay Buccaneers Ring of Honor (2016) and the Denver Broncos Ring of Fame (2016).
- One of seven players in NFL history to make at least four Pro Bowls with multiple teams (Tampa Bay - 5; Denver - 4).
- His nine Pro Bowl selections rank 2nd in NFL history among safeties, behind Pro Football Hall of Fame S Ken Houston (10).
- A four-time AP All-Pro selection (1999-2002), Lynch also won Super Bowl XXXVII as a member of the Buccaneers.
- Attended Stanford University (1989-92) where he played both football and baseball. He earned Second-Team All-American and First-Team All-Pac-10 Conference honors as a senior while playing for Hall of Famer and former 49ers head coach Bill Walsh.
- Selected in the second round (66th overall) of the 1992 Major League Baseball Draft by the Florida Marlins.
- In August of 2000, he and his wife, Linda, formed the "John Lynch Foundation" to provide "encouragement and positive alternatives for young people."

In addition to his stellar play on the field, Lynch is also a pillar of the community. He and his wife, Linda, formed the John Lynch Foundation, which is committed to inspiring young people to become leaders through scholarship, sport participation and community involvement. The Foundation is committed to developing leaders by encouraging dreams, providing programs that assist and motivate, and recognizing achievement and excellence.

Lynch was the recipient of the 2006 Bart Starr Award, which is voted upon by players throughout the NFL and recognizes a player who shows outstanding character and leadership in the home, on the field and in the community. He was also presented with The Byron "Whizzer" White Award, which is given annually to the NFL player who serves his team, community and country in the spirit of Bryon Raymond White.

John and his wife, Linda, have four children - Jake, Lindsay, Lilly and Leah.



SALUTE TO SERVICE AWARD NOMINEE

One of the most respected players to ever play the game of football, the five-time finalist for the Pro Football Hall of Fame and first year San Francisco 49ers General Manager **John Lynch** has a longstanding appreciation for the United States military.

As someone whose grandfather and great uncle volunteered for the Army the day after the deadly attacks on Pearl Harbor in December 1941, Lynch has the utmost respect for our military service men and women and has committed time and resources towards supporting the United States Armed Forces for decades.

Since 1998, Lynch has frequented various Air Force bases and military hospitals to personally thank those serving in the military, including MacDill Air Force Base in Tampa, FL, Walter Reed Hospital in Bethesda, MD, and various visits to Fort Carson and Peterson Air Force Base in Colorado. In 2002, the John Lynch Foundation hosted the 'Salute the Stars & Stripes' fundraiser honoring then United States Army Commander of U.S. Central Command Tommy Franks.

"Through my foundation, we've been involved in military appreciation for a long, long time," said Lynch. "Military appreciation is so important to me, because we understand that the unbelievable freedoms, ideals and realities that make America - in my mind - the greatest country in the world are given to us because a lot of people sacrificed for them. To me, no one does so more than the military."



During his last season playing in the NFL (2007), Lynch hosted troops from Buckley Air Force Base (Aurora, CO) during the Denver Broncos training camp at Dove Valley. He visited with and shared a meal with military personnel who had either recently returned from serving in Iraq or were preparing for overseas deployment.

Lynch's military appreciation continues to this day. Every year since 2011, he has hosted military families at the annual Lynch Christmas Party in Colorado and during his inaugural training camp as 49ers general manager, Lynch hosted service men and women during the team's Military Appreciation Day.



HIS CAUSE, HIS CLEATS

The NFL community once again had the chance to share the causes that are important to them during all Week 13 games of the 2017 season, as part of the NFL's My Cause, My Cleats campaign. The initiative was a culmination of collaborative work between the NFL and players across the league. General Manager John Lynch took part in the campaign, with custom sneakers in support of the "John Lynch Foundation."



My wife, Linda, and I strongly believe that good, solid values can be learned through education, sport participation and community involvement. Teamwork, self-esteem, time management, responsibility and determination are the lessons that carry over into all areas of life.

John
LYNCH
GENERAL MANAGER



PARAAG MARATHE

PRESIDENT, 49ERS ENTERPRISES & EXECUTIVE VICE PRESIDENT, FOOTBALL OPERATIONS

18TH NFL SEASON || 18TH WITH 49ERS

Paraag Marathe is in his 18th year with the 49ers, currently serving as both President of 49ers Enterprises & Executive Vice President of Football Operations.

On the team side, Marathe continues in his long-respected role as the team's chief contract negotiator and salary cap architect, while overseeing the team's football analytics department, among other football duties. He is responsible for the 49ers compliance with the NFL's collective bargaining agreement and works alongside general manager John Lynch and head coach Kyle Shanahan on all aspects of the club's football operations.

Within 49ers Enterprises, Marathe oversees outside business ventures, advisory efforts, and major investment opportunities for the club. Marathe recently led the effort by 49ers Enterprises to purchase a minority ownership stake in Leeds United Football Club of the English Championship League. Marathe holds a seat on the Leeds United Board of Directors as part of the investment designed to help the historic club improve its on-field performance and earn promotion to the Premier League.

While serving as team President from 2014-16 and COO for from 2010-2013, Marathe oversaw the development of Levi's Stadium and helped bring to life the vision of an unparalleled fan experience at Levi's Stadium. Using the Bay Area as inspiration, the club focused on bringing technology, sustainability, and culture to the stadium experience. His leadership was critical during the club's transition from Candlestick Park to Levi's Stadium, as he set the vision and hired many of the current executive team members. He also played a critical role on the small team that founded and incubated VenueNext, a company whose vision is to use technology to set a new standard for the live event experience.

In addition to 49ers games, the venue has hosted a myriad of non-NFL events such as Super Bowl 50, WrestleMania 31, the 2015 NHL Stadium Series, multiple PAC 12 Championship Games, the Foster Farms Bowl, concerts, and international soccer. Under Marathe's leadership, the stadium garnered industry acclaim, most notably the prestigious honor of Sports Business Journal 2015 Sports Facility of the Year and Venue of the Year at the 2015 Stadium Business Awards in Barcelona, Spain.

Marathe has played an integral role in rebuilding the 49ers current roster, negotiating contract extensions in recent years with a number of key players, including WR Marquise Goodwin, T Joe Staley and QB Jimmy Garoppolo. Additionally, Marathe's work during free agency has helped to land accomplished veteran players, such as All-Pro CB Richard Sherman, Pro Bowlers K Robbie Gould and FB Kyle Juszczyk, as well as WR Pierre Garçon and OL Weston Richburg. Over the years, Marathe has consistently kept the club in a competitive salary cap position.

A native of Saratoga, CA, Marathe's passion for the 49ers was instilled at a very young age. As an avid Bay Area sports fan, he has rarely missed any 49ers games since he was six years old. Marathe's Bay Area roots run deep, having received his bachelor's degree with high honors from the Haas School of Business at the University of California-Berkeley and his MBA from Stanford University's Graduate School of Business.

Outside of the 49ers, Marathe is actively involved in the Bay Area community with organizations and causes that are personally important to him. He currently sits on the Board of Directors for Andrea's Voice and Project HEAL, two nonprofits that are focused on bringing awareness and funding, respectively, for fighting eating disorders. He serves on the Board of the Sequoia Hospital Foundation, where both of his daughters were born. Marathe is also a Lecturer at Stanford's Graduate School of Business, co-teaching two courses: Sports Business Investment and Negotiations. In 2015, Marathe was selected as a member of the *Sports Business Journal's* Forty Under 40 class.

Marathe, his wife, Jennifer, and two daughters, Juniper and Mar-en, live in Los Altos, CA.



AL GUIDO

PRESIDENT

12TH NFL SEASON || 5TH WITH 49ERS

Al Guido was named President of the San Francisco 49ers on February 15, 2016. Guido oversees all key business initiatives for the team. Guido also concurrently serves as the CEO and co-managing partner of Elevate Sports Ventures, which - launched in 2018 - works to bring comprehensive business solutions to the sports and entertainment industry that identify new revenue opportunities and bring new, innovative ideas to market.

Prior to being named President of the 49ers, Guido served as the team's chief operating officer from 2014-16. Levi's Stadium has proven itself as a 360-degree entertainment venue in its first four years under Guido's leadership. The venue has hosted Super Bowl 50, WrestleMania 31, Major League Soccer, multiple Pac-12 Championship Football games, International Soccer giants Manchester United and Barcelona, Taylor Swift, Kenny Chesney, Grateful Dead, and NHL Outdoor Classic. In 2017, the stadium played host to the largest soccer tournament on U.S. soil since the World Cup with the Copa America Centenario and will host the prestigious College Football National Championship Game, in 2019.

Under his direction, the construction and year-one operations of Levi's Stadium exceeded all projections - finishing under budget on construction, with lower public debt than expected, delivering \$2.8 million to the City of Santa Clara general fund from non-event revenue in just the first eight months of operations, and fully funding reserve cash balances for the Santa Clara Stadium Authority.

Guido led the sales team that made the stadium a reality, highlighted by the record-setting Stadium Builders License sales campaign for the stadium's seats and suites. The team has signed more than a dozen partners with record-breaking figures in corporate partnership investments, including Levi's and SAP.

Creating a technologically enhanced game day experience that is influencing sports venues across North America and around the world, the strategy for Levi's Stadium developed by Guido and the 49ers executive management team has garnered international recognition, most notably the Sports Business Journal 2015 Sports Facility of the Year and Venue of the Year at the 2015 Stadium Business Awards in Barcelona, Spain. Leveraging technology with sustainability, Levi's Stadium has also generated international acclaim for its green efforts under Guido's direction. For its green innovation and implementation - inclusive of being the first NFL stadium to be twice LEED certified - Levi's Stadium was named the 2017 StadiumBusiness Environmental Stadium of the Year and the 2016 Green Sports Alliance Environmental Innovators of the Year.

Prior to being elevated to his former role as chief operating officer in 2014, Guido worked on behalf of the 49ers and the Santa Clara Stadium Authority as the senior vice president of global sales for Legends beginning in 2010. As the firm which led the sales effort for the 49ers and the Stadium Authority during Levi's Stadium construction, Legends achieved record-setting records for the franchise.

Before joining Legends, Guido served as sales manager for the Dallas Cowboys. In that role, he managed the sales department for Cowboys Stadium (now AT&T Stadium) that broke industry records for PSL sales totaling over \$600 million.

Guido joined the Cowboys after having served as the senior director of ticket sales for the Phoenix Coyotes of the National Hockey League. During his term, the Coyotes achieved the first revenue increases in the 10-year history of the franchise and finished in the top five in the NHL for new business sales.

A native of Washington Township, NJ, Guido began his career in the sports and entertainment industry with Comcast-Spectacor, owner and operator of the NBA's Philadelphia 76ers, NHL's Philadelphia Flyers, AHL's Philadelphia Phantoms, Comcast SportsNet and the Wachovia Complex. Guido later served as director of business development for the Lakewood Blueclaws (a minor-league affiliate of the Philadelphia Phillies).

A Board Member of City Year San Jose/Silicon Valley, a contributor to the Navy Seal Foundation, Board Member of the Coach K/ Fuqua School of Business, and serving on the Advisory Board at the San Jose State Institute for Study of Sport, Society & Social Change, and the Advisory Council at the Positive Coaching Alliance, Guido received his bachelor of business administration from the College of New Jersey, where he played wide receiver for the school's football program. In 2016, Guido was named to the Forty Under 40 list by both the *Sports Business Journal* and the *San Francisco Business Times*, for demonstrating industry excellence and innovation early in his career. His leadership has recently earned the San Francisco 49ers the 2017 ESPN Sports Humanitarian Team of the Year Award for its comprehensive efforts in the community, while Guido was named to the *Sports Business Journal's* list of "Power Players: Ticketing" in 2018. The franchise continues to be yearly recognized as one of the Best Places to Work in the Bay Area under his guidance.

Guido and his wife, Thea, have three daughters, Estella, Sloane and Tatum.



HANNAH GORDON

CHIEF ADMINISTRATIVE OFFICER & GENERAL COUNSEL

10TH NFL SEASON || 8TH WITH 49ERS

Hannah Gordon is entering her eighth season with the 49ers and first as chief administrative officer and general counsel.

In her role, Gordon oversees Legal, Public Affairs, Risk Management, Community Relations, the 49ers Foundation, 49ers EDU, 49ers PREP, Fan Engagement, and the 49ers Museum. Gordon advises on all legal issues involving both the football team and Levi's Stadium, including events such as Super Bowl 50, WrestleMania 31, Beyoncé's Formation World Tour, the Copa America Centenario, and the 2019 College Football Playoff National Championship. In 2017, the 49ers were named the ESPN Sports Humanitarian Team of the Year and NFL Pop Warner Little Scholars Team of the Year and have been honored by local organizations such as Family and Children Services of Silicon Valley and CityTeam for their work in the community. In addition to overseeing all community impact efforts, Gordon helped form the legal structure for The Golden Heart Fund, an independent non-profit established by 49ers alumni Ronnie Lott, Ron Ferrari, Harris Barton and Brent Jones that aides alumni in need. Gordon is active in league-wide matters and hears appeals as a member of the panel that administers the NFL Player Tuition Assistance Plan and the NFL Severance Pay Plan.

Gordon joined the 49ers in 2011 as director of legal affairs, a role she held for four seasons, before becoming the vice president of legal and government affairs in 2015, then general counsel from 2016-17. Gordon came to the 49ers from the NFL Management Council where she worked on NFL player contracts, salary cap compliance, the 2011 NFL collective bargaining agreement, and labor issues, including the 2011 lockout. Prior to the NFL, Gordon practiced at Latham & Watkins LLP.

In 2015, Gordon was named to the Legal 500's GC Powerlist - U.S. Rising Stars, and in 2017 received the *Silicon Valley Business Journal* and *San Francisco Business Times*' Corporate Counsel Diversity Champion of the Year award for the work she did along with 49ers ownership on restructuring the 49ers Denise DeBartolo York Fellowship and implementing a diverse-slate interviewing policy, making the 49ers the first team in the NFL to commit to interviewing at least one woman and at least one person of color for every business opening. Gordon also serves on the Advisory Board of San Jose State's Institute for the Study of Sport, Society, and Social Change and the Silicon Valley Leadership Group Foundation Board.

Gordon holds a B.A. from UCLA and a J.D. from Stanford, where she has served as a Lecturer In Law.



BRANO PERKOVICH

CHIEF INVESTMENT OFFICER

5TH NFL SEASON || 5TH WITH 49ERS

Brano Perkovich is in his third season as the San Francisco 49ers chief investment officer. Perkovich previously served as an executive vice president with the 49ers and a managing partner at Aurum Partners LLC, the family office fund affiliated with the owners of the San Francisco 49ers.

Perkovich focuses on new strategic business initiatives and early stage and growth equity investment opportunities in sports, technology and strategically adjacent consumer markets where the portfolio companies can leverage the 49ers access and network to help drive product adoption and accelerate growth.

Before joining the 49ers, Perkovich was a technology investment banker in Menlo Park and London where he advised technology clients on a variety of corporate financing and strategic advisory transactions. He completed numerous M&A, private and public equity and debt transactions with \$15-plus billion in aggregate value.

Perkovich also spent several years with the Boston Consulting Group in Chicago, working on corporate strategy and business development assignments for Fortune 500 companies.

Perkovich holds a B.S. in electrical engineering and computer science from the University of California at Berkeley and an MBA from Stanford Business School.

Originally from Bosnia, Perkovich lives with his wife, Melissa, and their daughters, Katarina and Emilia, in Menlo Park, CA.



SCOTT SABATINO

CHIEF FINANCIAL OFFICER

9TH NFL SEASON || 9TH WITH 49ERS

Scott Sabatino is the chief financial officer for the 49ers. He is responsible for management of the financial operations of the team and stadium-related entities, as well as the team's human resources and information technology functions. Sabatino was a key member of the group that secured the initial and long-term financing for Levi's Stadium.

Sabatino joined the 49ers in 2010 after serving as the associate commissioner of business & finance for the Pac-10 Conference for over three years. Prior to the Pac-10, he spent 11 years with the East Coast Hockey League (ECHL), a developmental league for the NHL based in Princeton, NJ, where he served as the league's EVP/COO. In 2015, Sabatino was inducted into the ECHL Hall of Fame.

Sabatino began his career with Coopers & Lybrand's audit practice in Boston where he became a CPA. He earned a B.S. in accounting from Northeastern University and a M.S. in sport management from the University of Massachusetts.

Sabatino resides in San Francisco, CA with his wife, Elaine.



BRENT SCHOEB

CHIEF REVENUE OFFICER

8TH NFL SEASON || 8TH WITH 49ERS

Brent Schoeb is in his eighth season with the San Francisco 49ers and first as Chief Revenue Officer, after previously serving as the vice president of corporate partnerships (sales & activation). In his role, Schoeb is charged with overseeing corporate partnerships, broadcast partnerships, suites, tickets and ticket operations for the 49ers, as well as events at Levi's Stadium, which was voted the SportsBusiness Journal's Sports Facility of the Year in 2015. Schoeb's team provides an extensive portfolio of opportunities, which have included Super Bowl 50 events, a Bowl Game entitlement and the Pac-12 Championship Game. This season, Schoeb is leading the Bay Area Host Committee's corporate partnership efforts, in advance of Levi's Stadium hosting the College Football Playoff National Championship Game. Schoeb is also involved with partnership consulting for 49ers Enterprises and Elevate Sports Ventures.

Currently, the 49ers rank as one of the top teams in the NFL in corporate partnership revenue. The 49ers have more million dollar corporate partnerships than any other NFL team and partner with some of the most recognizable brands in the world. Under Schoeb's leadership, the partnership sales efforts have led to four consecutive years of record-breaking revenue growth. Schoeb's team has delivered best-in-class activations, garnering several awards from ANA, Clio, Event Marketer, as well as being named 2017 ESPN Humanitarian Team of the Year due in part to the involvement of the 49ers STEM entitlement partner.

Leveraging the 49ers proximity to Silicon Valley, Schoeb has pioneered a number of new, innovative partnership categories. In turn, he instituted the first-ever Corporate Partner Tech Talk focusing on authentic partner technology integrations.

This is Schoeb's second stint with the 49ers. During his Candlestick Park tenure, he led the corporate partnership sales team in new business development, including selling the first 49ers season-presenting partnership. At the time, it was the largest deal in the history of the franchise outside of naming rights.

Between stints with the 49ers, Schoeb was Director of Corporate Partnerships for the Indianapolis Motor Speedway/Indy 500. There he sold the IMS Solar Farm, the largest solar installment at any sports venue in the world, winning a NASCAR Green Summit award. Prior to joining the 49ers, Schoeb served on the corporate partnerships team for the NBA Memphis Grizzlies where he was the recipient of an NBA Best Practice award.

A Minnesota native, Schoeb is a graduate of St. Cloud State University and later completed his MBA and Masters of Sports Administration at Ohio University. Schoeb has served as a guest lecturer at both Stanford University and Ohio University, and currently serves as a member of the Steering Committee for the National Sports Forum.

Schoeb resides with his wife, Jessica, and daughter, Taetum, in San Jose, California.



ROBERT ALBERINO JR.

VICE PRESIDENT/EXECUTIVE PRODUCER

24TH NFL SEASON || 6TH WITH 49ERS

Robert Alberino is in his sixth season as the team's vice president and executive producer. He oversees all marketing, creative and design as well as the team's in-house production division, 49ers Studios. Alberino leads a team tasked with creating all multimedia and broadcasts across the team's various platforms (television, stadium entertainment and web). He also oversees all branding, social media and new media for the franchise.

Before Alberino's arrival in 2013, he served as the vice president of media and marketing for the Kansas City Chiefs (2010-13). His production division, 65 Toss Power Trap Productions, garnered the most broadcast and event-production accolades in Chiefs history while taking Arrowhead Stadium to league leaders in fan engagement and entertainment.

Prior to that, Alberino spent 14 seasons with the Philadelphia Eagles (1997-2010). During his time with Philadelphia, Alberino created the Eagles Television Network, which he pioneered in his first year with the team. As the vice president of broadcasting, from 2006-10, the Eagles and ETN garnered regional and national notoriety for its productions and innovation for in-house creative work.

Alberino was a filmmaker for NFL Films (1995-97) where he served as a writer/director for HBO's Award-winning program, "Inside the NFL" while working with iconic American filmmaker, Steve Sabol. Alberino has also been awarded a total of 62 Emmy's including nine Awards for Best Director in his 24 years in the NFL.

Alberino also worked as a producer in Pittsburgh, PA for a production company as well as several television and radio stations in Pennsylvania and Connecticut.

In 2012, Alberino was bestowed and honorary enlistment in the United States Army as a Specialist for his work over the years with multiple bases as well as the 56th Theater Information Operations Group at Fort Leavenworth. He continues to pay forward the honor by working alongside the Army as well as all branches of the military and currently holds the rank of Sergeant.

Alberino graduated from Duquesne University in 1992. He and his wife, Lisa, have three children, Jordan, Angelina and Stella GiGi.



JAMIE BRANDT

VICE PRESIDENT OF SALES AND SERVICE

21ST NFL SEASON || 11TH WITH 49ERS

Jamie Brandt joined the San Francisco 49ers in 2008 and serves as the team's vice president of sales and service. Brandt oversees all aspects of suite, ticket and hospitality sales and service for the club. In his career, he has been part of four stadium or arena openings, including three in the NFL.

Brandt was instrumental in initially establishing the sales and service culture within the organization upon his arrival in 2008. One of his most important tasks was to methodically construct a team of dedicated sales and service professionals focused on growing and maintaining the 49ers ticket-buying fan base. The sales and service department includes dedicated staffs for suites and SBLs, respectively, as well as ticketing and hospitality.

Prior to joining the 49ers, Brandt was the senior director of ticket sales for the Arizona Cardinals from 2001-08. He was responsible for developing annual sales campaigns and overseeing day-to-day sales department activity, as well as overseeing service provided to the team's season ticket holders. In 2006, Brandt led the Cardinals' ticket relocation and new sales campaign for the University of Phoenix Stadium, which opened in the fall of that year. During Brandt's time with the Cardinals, the season ticket base more than doubled and, at the time of his departure, the Cardinals had established a consecutive home sellout streak and season ticket waiting list for the first time in team history.

From 1997-00, Brandt served as the manager of club seat sales for the Tampa Bay Buccaneers selling the new Raymond James Stadium which opened in September of 1998. During Brandt's time with the Buccaneers, the team officially established a season ticket waiting list for the first time in its history. Brandt left the NFL for one season to assume the role of senior director of sales & administration for the XFL's Orlando Rage in 2001.

Brandt started his career in sports with the NHL's Tampa Bay Lightning from 1996-97. Brandt was part of a staff that sold the new Ice Palace Arena (now the Amalie Arena) that opened in the fall of 1996.

A graduate of Eckerd College in St. Petersburg, Florida, Brandt earned a bachelor's degree in management with a focus in economics. He sits on the advisory board of Loop & Tie, a consumer engagement platform that makes it easy for companies to connect with customers through gifting, and Season Share, a ticket sharing app that splits season tickets with other fans. Brandt is also a board member with Juma, a non-profit based on the Bay Area that strives to break the cycle of poverty by paving the way to work, education, and financial capability for youth across America.



RUSS BUTLER

VICE PRESIDENT OF SECURITY

5TH NFL SEASON || 5TH WITH 49ERS

Russ Butler is in his fifth season and is currently serving as the vice president of security for the San Francisco 49ers and Levi's Stadium. He oversees all aspects of security and safety, supervising in-house Security and Safety Team (SST). The security team is responsible for day-to-day site security, including 49ers home games and other major events.

Butler joined the organization in summer 2014, taking responsibility for defining the scope and direction of SST. He also oversaw Special Event security, delivering education and guidance to security personnel. Butler managed the delivery of relevant security measures across business groups including team executives, the football team, and ownership. He was instrumental in preparing the organization for its successful Department of Homeland Security Safety Act application, awarded to the venue in 2016.

Prior to joining the organization, Butler served more than three decades in the UK in Law Enforcement at Scotland Yard, retiring in 2013. In addition to serving in specialist units dealing with civil unrest—such as soccer fan violence, public disorder, marches, rallies and demonstrations—and armed crime, Butler was a SWAT Team Leader who developed expertise in counter-terrorism, aviation security, organized crime and gang violence. Butler also worked in close personal protection and delivered personal security for Prime Ministers, Ministers of State, British Royal Family and Foreign Dignitaries.

During his time at Scotland Yard, Butler became an accomplished and trusted advisor who briefed government ministers, senior police commanders, and community leaders. He further developed his skill set on the global stage by designing and delivering security operations on virtually every continent, including conflict zones in the Middle East and Africa.

A former London resident, Butler now lives with his wife, Jane, in Santa Clara, CA.



RAHUL CHANDHOK

VICE PRESIDENT OF PUBLIC AFFAIRS & STRATEGIC COMMUNICATIONS

5TH NFL SEASON || 5TH WITH 49ERS

Rahul Chandhok is in his fifth season with the 49ers and first as vice president of public affairs & strategic communications.

Chandhok is responsible for issues impacting the team's business and reputation, public policy, legislative and regulatory issues, development, land use, cross-functional initiatives, strategic internal and external communications, and serves as a team spokesperson.

Chandhok joined the 49ers in 2014 as manager of government affairs, a role he held for two seasons, and then served as director of external affairs for two seasons. Prior to joining the 49ers, he was influential in the public-private partnership to prevent the relocation of the NBA's Sacramento Kings, and the development of Golden 1 Center, as a Mayoral Aide to Sacramento Mayor Kevin Johnson.

Chandhok is active in the community, serving on the boards of the Silicon Valley Organization, Joint Venture Silicon Valley, San Jose Library Foundation, Silicon Valley at Home, and the Santa Clara Chamber of Commerce.

He holds a B.A. from U.C. Irvine and a J.D. from U.C. Davis School of Law.

Chandhok and his dog, Duncan, reside in San Jose.



ESTHER CHI

VICE PRESIDENT, CONTROLLER

18TH NFL SEASON || 18TH WITH 49ERS

Esther Chi is in her 18th season with the 49ers and currently serves as the vice president, controller. In her role, she manages the accounting department, which handles all accounting and payroll functions for the team and the stadium management company.

Chi initially joined the 49ers as a staff accountant where she was responsible for revenue and billing for the football team. Over the years, her role expanded to include financial reporting, hiring and managing the accounting staff, stadium construction accounting, and the integration of multiple systems to promote efficiencies.

Before joining the 49ers, Chi was with Quokka Sports in San Francisco. In addition to her day job in accounting, she learned html coding when she helped with updating real-time stats on the official website for the 2000 Sydney Olympics.

Chi graduated from the University of California, Berkeley and now resides in San Jose, CA.



PATRICIA ERNSTROM

VP, SPECIAL EVENTS & EXECUTIVE DIRECTOR, 2019 CFP NATIONAL CHAMPIONSHIP HOST COMMITTEE

2ND NFL SEASON || 2ND WITH 49ERS

Patricia Ernstrom is in her second year with the 49ers as the team's vice president of special events and executive director of the 2019 College Football Playoff National Championship Host Committee. In her role, she serves as the 49ers primary liaison with management at the CFP and the numerous event organizers the 49ers work with to bring events to Levi's Stadium.

Ernstrom's duties with the Bay Area Host Committee also include leading the efforts towards the Bay Area being selected as a host city for the 2026 FIFA World Cup™. In June 2018, FIFA awarded the opportunity to host the event to the United Bid of Canada, Mexico and the United States. At the time of the selection, the Bay Area and Levi's® Stadium were among 23 hosting candidates among the three countries, a list that will be narrowed in the coming years.

Before Ernstrom joined the 49ers, she worked at the San Jose Sports Authority for nearly 20 years, serving as the organization's executive director for ten of those years. As executive director, Ernstrom oversaw all aspects of the Sports Authority's operations, including organizational goals, strategic planning, and partnership development as well as the year-round and annual programs operated by the Sports Authority, including the San Jose Sports Hall of Fame and the REACH Youth Scholarship Program.

As part of her efforts at the Sports Authority, Ernstrom served as the organization's point of contact for Levi's Stadium and Forty Niners Stadium Management Company representatives throughout the history of the building. She played a pivotal role in Super Bowl 50, WrestleMania 31, the NHL Stadium Series, the Copa America Centenario, as well as bringing the Gold Cup Final and 2019 College Football Playoff National Championship Game to Levi's Stadium.

Prior to joining the Sports Authority, Ernstrom spent seven years in Bay Area television first in promotions and marketing and later as the producer for local programming at the CBS affiliate in San Francisco.

Ernstrom has been honored as a "Women of Influence" Award Winner by the Silicon Valley Business Journal, and has been named to the San Jose Mercury News' "Bay Area Sports' Power Players" list.

A graduate of Santa Clara University, she serves on the Bronco Bench Foundation Board of Directors and the Institute for Sports Law and Ethics.



JEFF FONG

VICE PRESIDENT OF FINANCE

5TH NFL SEASON || 5TH WITH 49ERS

Jeff Fong is in his fifth season with the 49ers and currently serves as the vice president of finance. In his role, he manages the financial operations and long term financial planning for the team and stadium-related entities, reporting to the chief financial officer.

Fong started as the first financial planning and analysis hire in 2014, and has since built out the finance team, developed the budgeting and forecasting framework, and upgraded the financial planning and reporting systems the organization uses.

Fong came to the 49ers from Juniper Networks, where he was the finance business partner to the chief marketing officer. He has also held various finance roles at Agilent Technologies and began his career in Ernst & Young LLP's audit practice in San Jose where he became a CPA.

He holds a B.S. in business administration and a M.B.A. from the University of California at Berkeley, Haas School of Business. Fong lives in San Jose, CA, with his wife, Stephanie.



JEFF FERGUSON

VICE PRESIDENT OF MEDICAL SERVICES/HEAD ATHLETIC TRAINER

13TH NFL SEASON || 13TH WITH 49ERS

Jeff Ferguson is in his 13th year with the 49ers and his second as vice president of medical services/head athletic trainer. In his role, Ferguson oversees the team's entire medical and nutritional needs, including rehabilitation procedures, injury records, nutritional program, training room and daily athletic training duties.

Ferguson previously spent four seasons (2013-16) as the vice president of football operations and two seasons (2011-12) the director of football operations and sports medicine.

From 2006-10, Ferguson served as the team's head athletic trainer, overseeing the team's rehabilitation procedures, injury records, training room and daily athletic training duties. He joined the 49ers after serving as the manager of athletic team development with BREG, an orthopedic company based out of Vista, CA. From June of 2005 until March of 2006 Ferguson specialized in sports medicine bracing for BREG.

Prior to his move to the West Coast, Ferguson spent eight years in several capacities at Kansas State University, though he continued to serve as the athletic trainer for the Kansas State football team throughout his time in Manhattan. He began his career in Wildcat athletics in 1997 as an assistant athletic trainer for intercollegiate sports.

In 2002, Ferguson was promoted to assistant athletic director for sports medicine, a position he held until 2005. In his role, Ferguson was responsible for the prevention, evaluation, treatment and rehabilitation of all athletic injuries, in addition to supervising medical coverage for 14 collegiate athletic teams. His staff was voted best in the Big 12 for their medical efforts from 2003-04.

The previous two years (1995-97), Ferguson was an athletic trainer with an orthopedic surgeon and physical therapy company in Louisburg, NC. While doing graduate work at the University of Texas at Arlington, he spent two years as a graduate assistant athletic trainer that included the task of head athletic trainer for the track and field teams.

A native of Clemson, SC, Ferguson earned his bachelor's degree in 1993 at Clemson University and his master's degree in 1995 at Texas-Arlington. He got his start in college athletic training as a student athletic trainer at Clemson from 1989-93, and spent the 1992 summer as a preseason athletic trainer for the New England Patriots. He is also a certified member of the National Athletic Trainers Association (NATA).

Ferguson is married to the former Rebecca Hopper. The couple resides in Santa Clara, CA, with their two daughters, Madelyn and Alexandra, and son, J.C.



MOON JAVAID

VICE PRESIDENT OF STRATEGY & ANALYTICS

6TH NFL SEASON || 6TH WITH 49ERS

Moon Javaid is in his sixth season with the 49ers and currently serves as the vice president of strategy & analytics. In his role, Javaid oversees business intelligence, CRM and fan feedback; manages retail, mobile app, and concessionaire relationships; works on bids for large scale non-NFL events; supports the drive for local revenue; and aids other the business aspects of the organization with strategic and analytical support.

Under Javaid's guidance, the 49ers built a data warehouse that processes over 3 million records per day, collaborated with ticket operations to break NFL records for highest revenue in a regular season game, secured bids for WrestleMania 31 and the Gold Cup Final, acquired Cal-Hi Sports, the Emmy award-winning high school program, launched a sports medicine facility and started the first conference in sports dedicated to business strategy, the 49ers Innovation and Business Strategy Conference.

Previously, Javaid worked at Linden LLC, a healthcare-focused private equity fund and L.E.K. Consulting, a global management consulting firm.

A Cleveland native, Javaid graduated from Northwestern University with degrees in Psychology and Economics and later earned his MBA from University of Chicago, Booth School of Business.

Moon resides with his wife, Marnie, in Redwood City, CA.



SEAN KUNDU

LEGAL COUNSEL, 49ERS ENTERPRISES/INVESTMENTS

6TH NFL SEASON || 6TH WITH 49ERS

Sean Kundu is in his fourth season with the San Francisco 49ers Enterprises group where he oversees the legal affairs for the venture fund affiliated with the owners of the team and business, including corporate development for the team's external projects such as VenueNext, Elevate Sports Ventures, 49ersFit and Michael Mina's Tailgate. He is also instrumental in supporting the team's technology initiatives and works closely with the Strategy and Analytics team on various projects with early stage companies in this space.

Kundu originally started with the 49ers in 2013, providing legal and strategic management on establishing people operations for the team's new entities and scaling the team operations and business staff by over tenfold in preparation for opening Levi's Stadium.

Prior to this, Kundu was at Morgan Lewis and Fisher & Phillips, where he represented and counseled Fortune 500 companies in finance, technology and retail industries. He also worked for several years for CGI Group, providing strategic advice related to technology and operations for some of its largest clients in the U.S.

Kundu received a bachelor's degree in applied mathematics and economics from the University of California at Berkeley and a J.D. from USC's School of Law.

A New Jersey native, Kundu lives with his wife, Megan, and their daughters, Ilika, Ahana and Siona, in Mountain View, CA.



BOB LANGE

VICE PRESIDENT OF COMMUNICATIONS

20TH NFL SEASON || 10TH WITH 49ERS

A veteran of 19 NFL seasons, Bob Lange is in his 10th year with the 49ers and fourth as the team's vice president of communications.

Lange is the 49ers day-to-day spokesman on all football, corporate and Levi's Stadium matters, while acting as the team's liaison with local, national and international media outlets. While managing the publicity efforts for the team's business operations, corporate partnerships, 49ers Foundation, community relations, 49ers Ventures and 49ers Studios, the 49ers communications department also actively promotes all aspects of Levi's Stadium. In addition to 49ers games, the venue hosts a myriad of non-NFL events such as Super Bowl 50, WrestleMania 31, the PAC 12 Championship Game, major concerts and international soccer. A year-round destination for sports and entertainment enthusiasts, additional facets of the stadium include The 49ers Museum, The Denise DeBartolo York Education Center, Michael Mina's world-class restaurants - Bourbon Steak and Bourbon Pub, the 49ers Team Store, and the venue's event rental programs.


Since Lange joined the team as director of communications in 2009, the 49ers have twice been named finalists for the coveted Pro Football Writers of America Pete Rozelle Award, in 2011 and 2012. The award is presented annually to the NFL club public relations staff that consistently strives for excellence in its dealings and relationships with the media. Additionally, the Levi's Stadium publicity effort has already garnered international recognition, most notably the prestigious honor of *Sports Business Journal* 2015 Sports Facility of the Year and Venue of the Year at the 2015 Stadium Business Awards in Barcelona, Spain. The 49ers organization has also been named Beyond Sport's 2015 Sport Team of the Year for Outstanding Philanthropic Sports Organization and were the 2013 winners of the prestigious Robert Wood Johnson Foundation Steve Patterson Award for Sports Philanthropy. The team was also a two-time finalist for the ESPN Sports Humanitarian Team of the Year (2015 & 2016) before winning the award in 2017.

Prior to his move to the Bay Area, Lange served as the Philadelphia Eagles assistant director of football media services. A two-time recipient of the Pete Rozelle Award (2001 & 2004) during his 10-year tenure with the team (1998-99 & 2001-08), the Eagles media services department was also recognized as a finalist for the award in 2003.

After beginning his professional career as a public relations intern with the Eagles in 1998, Lange remained with the team until joining Temple University as the assistant director of sports media relations in October of 1999. As the primary contact for the football team, he assisted with the nationally ranked men's basketball program that twice qualified for the NCAA Tournament and reached the Elite Eight, in 2001. In 2000, Lange directed communications for the NCAA Men's Golf Regional Championship.

The Bryn Mawr, PA, native graduated from Fairfield University in 1998 and is an alumnus of Philadelphia's St. Joe's Prep.

He and his wife, Rachael, have two daughters, Charlotte and Emma, and reside in San Jose, CA.



JIM MERCURIO

VICE PRESIDENT, STADIUM OPERATIONS & GENERAL MANAGER

25TH NFL SEASON || 25TH WITH 49ERS

Jim Mercurio is in his 25th year with the San Francisco 49ers and his fourth as vice president, stadium operations & general manager. In his current role, Mercurio oversees all aspects of stadium & event operations including executive oversight of the food and beverage operations, engineering, grounds, guest services, housekeeping, operations & logistics, parking and transportation. He additionally manages all police, game & event day security and medical services working with various local, state and federal governmental agencies.

Mercurio worked with design firm HNTB and builder TDJV Turner/Devcon to get Levi's Stadium designed, built and fully operational ahead of schedule and under budget. Levi's Stadium has played host to high profile events including Major League Soccer, the NHL Stadium Series, WWE's WrestleMania 31, Copa America Centenario, and Super Bowl 50. Mercurio was instrumental in working with the bid committee to get the Super Bowl's golden anniversary to the Bay Area in February 2016 and is being billed as one of the most successful Super Bowls in NFL history; setting records across the board including, but not limited to, transferring 10.1 TB of data Super Bowl Sunday. Under Mercurio's leadership, Levi's Stadium has garnered international recognition, most notably the prestigious Sports Business Journal 2015 Sports Facility of the Year award, as well as a number of green and sustainability honors.

Prior to being named vice president in 2009, Mercurio spent four years as the director of stadium operations for the 49ers at Candlestick Park.

During his 49ers tenure, Mercurio has become an NFL leader in security and stadium management. He developed the stadium emergency evacuation video for the 49ers that has since been mirrored by arenas and stadiums affiliated with the NFL, MLB, NBA, NHL, and NCAA.

In August 2005, Mercurio was influential in aiding the California Department of Homeland Security officials in the first Large Stadium Initiative Program (LSI). Having taken part in the development of the Best Practices for NFL Security, he presented to security and operational professionals affiliated with large stadiums and arenas in the State of California.

Born in San Francisco, CA, Mercurio graduated from Pacifica's Oceana High School in 1989, before attending Canada College in Redwood City, where he earned an AA degree in 1991. A graduate of the University of Pacific in 1993, he obtained his B.A. degree in public relations with a minor in broadcasting. Mercurio went on to earn a master's degree in sport administration and management from Canisius College in Buffalo, NY, in May of 2001. In 2005, Mercurio was selected to complete an NFL Executive Program for Managers at Stanford University. He served on the Santa Clara Board of Visitors and Convention Bureau from 2012-2015. He is currently a member of the Stadium Manager's Association and is an inductee into the Pacifica Sports Hall of Fame. In July 2016, Mercurio was honored with the prestigious National Center for Spectator Sports Safety and Security (NCS4) Professional of the Year Award, which recognizes a professional in the field who has enhanced venue safety and security operations. Mercurio currently serves on the NCS4 Board of Directors.

Mercurio and his wife, Teri, reside in Vacaville, CA.



ABOUT LEVI'S® STADIUM

Heading into its fifth year of operations, Levi's Stadium has become the premier outdoor destination for sports and entertainment on the West Coast. Hosting over 90 major events to date, Levi's Stadium has provided entertainment for fans across numerous platforms. Still in its infancy, the facility has already garnered numerous awards from around the globe.

Levi's Stadium boasts a seating capacity of 68,500 with the ability to expand to more than 75,000 for special events, and is best known as the home of the five-time Super Bowl champion San Francisco 49ers. Drawing more fans closer to the experience than ever before, Levi's Stadium features nearly 45,000 seats, or roughly two-thirds of stadium capacity, in the lower bowl — the most in the NFL. Overall, the stadium includes 1.85-million-square-feet of space and offers 9,000 club seats and 174 suites that provide a distinctively California experience.

For 49ers games, Levi's Stadium features unique tailgating options designed to enhance the game day experience, highlighted by Michael Mina's Tailgate, the Faithful Mile and the Red Zone Rally at the Great America Pavilion. Michael Mina's Tailgate is an exclusive, members-only experience housed within the Bourbon Steak and Bourbon Pub restaurants located inside the venue. The Tailgate is tailor-made for 49ers season ticket holders and features an upscale, five-course menu themed for each different opponent. The Faithful Mile, a 60,000-square-foot tailgating area accessible to all 49ers ticket holders free of charge, features bars presented by Bud Light, regular rotation of food trucks and entertainment. Red Zone Rally is an all-inclusive pregame party for all 49ers home games, providing pass-holders top-of-the-line food and beverage offerings inside a private, air-conditioned space with free access to ride the Flight Deck roller coaster.

The most technologically advanced stadium in the world, Levi's Stadium is a showcase for innovation in Silicon Valley. Accompanied by its own mobile app, the Levi's Stadium App, the venue brings the comforts of watching a game at home right to your seat. In addition to mobile ticketing and parking, in-seat delivery for food and beverages for club seat holders, and the ability to watch video replays in real-time on a handheld device, the stadium features a best-in-class cellular and Wi-Fi infrastructure that allows guests to stay connected throughout their visit.

Levi's Stadium is home to over 200 original pieces of art and more than 500 original historic photographs. The museum-quality artwork featured through the club and suite levels of the venue is comprised of mixed mediums such as acrylic, charcoal, enamel, oil, pastel, pen and ink, stencil, metals, and sculptures. Of the 23 original artists showcased in the Levi's Stadium collection, 20 hail locally from California. The photographs in the collection are from the archives of the 49ers and their esteemed group of team photographers along with many local libraries and historic centers.

In July 2016, Levi's Stadium was awarded LEED Gold Certification for Operations and Maintenance of an Existing Building after opening the stadium in 2014 with LEED Certification as New Construction, making the venue the only one of its kind to twice be recognized for achieving the industry standard for sustainable design and construction. Equipped with a green roof, state-of-the-art solar elements made up of 1,162 photovoltaic panels throughout the venue, low-flow plumbing fixtures, and the first rooftop farm at an NFL stadium, the stadium has been widely recognized as a leader in sustainable design. Additionally, Levi's Stadium has established a new standard for sports and entertainment venues by using 85 percent recycled water for all of its non-potable water needs.

Levi's Stadium was recently awarded the 2017 Facility of Merit by the NFL and the National Center for Spectator Sports Safety and Security for its efforts in performing above and beyond normal operations to demonstrate an innovative approach to enhancing safety and security. Previously, Levi's Stadium was recognized by the *Sports Business Journal* as the 2015 Sports Facility of the Year and by The StadiumBusiness Awards as 2015 Venue of the Year over an international field of facilities.

LEVI'S STADIUM MILESTONES

- June 8, 2010 - Public vote to approve Santa Clara site passes
- April 19, 2012 - Official Ground Breaking
- October 1, 2013 - Seat installation begins
- July 17, 2014 - Levi's Stadium Ribbon Cutting
- August 2, 2014 - First Event: San Jose Earthquakes vs. Seattle Sounders
- August 17, 2014 - First 49ers Game: Preseason 49ers vs. Broncos
- September 14, 2014 - First Regular Season Game 49ers vs. Bears
- February 7, 2016 - Super Bowl 50



LEVI'S STADIUM AWARDS

Facility, sustainability, technology and security awards earned by Levi's Stadium since opening include:

FACILITY AWARDS

- Best of the Best Silicon Valley Concierge Association's Awards for Best Attraction - (2016)
- *Sports Business Journal* Sports Facility of the Year - (2015)
- Stadium Sports Business Awards Venue of the Year - (2015)
- Citation Award for Interior Architecture from Kansas City Chapter of the Institute of Architects: Levi's 501 Club - (2015)
- Event Marketer Gold Experience Design Award for Best Permanent Corporate or Retail Installation: Bud Light Patio - (2015)

SECURITY ACCOLADES

- NFL Facility of Merit by the National Football League and the National Center for Spectator Sports Safety and Security (2017)
- Department of Homeland Security's Science and Technology Directorate SAFETY Act Designation: Forty Niners Stadium Management Company's "The Technology" - (2016)

SUSTAINABILITY AWARDS

- TheStadiumBusiness Environmental Stadium of the Year - (2017)
- Green Sports Alliance Environmental Innovators of the Year Award - (2016)
- IMEX GMIC Green Supplier Award - (2016)
- Acterra Business Environmental Award for Sustainability - (2016)
- LEED Gold Certification for Operations and Maintenance of an Existing Building - (2016)
- California WaterReuse Association Recycled Water Agency of the Year - (2014)
- LEED Gold Certification for a New Construction - (2014)
- Forest Stewardship Council US Special Recognition Award (2014)

TECHNOLOGY AWARDS

- Stadium Sports Business Awards Venue Technology of the Year: VenueNext - (2015)



COLDPLAY

On October 4, 2017, Coldplay returned to Levi's Stadium for the North American stadium and arena shows for its "A Head Full Of Dreams Tour." After performing at Levi's Stadium for Super Bowl 50, Coldplay's concert performance at the stadium on September 3rd, 2016, sold out the first day tickets went on sale.



OUTSIDE EVENTS

Heading into its fifth year of operations, Levi's Stadium has secured its place as the premier outdoor destination for sports and entertainment on the West Coast. Hosting over 90 major events to date, highlighted by the 2019 College Football Playoff National Championship, Levi's Stadium has sold out numerous large-scale events ranging from concerts to international soccer tournaments.


TOP OUTSIDE EVENT ATTENDANCE

- **76,976**
WrestleMania 31 (March 29, 2015)
- **75,496**
Grateful Dead Concert (June 27, 2015)
- **74,947**
Grateful Dead Concert (June 28, 2015)
- **71,008**
Super Bowl 50 (February 7, 2016)
- **70,547**
Copa America: Mexico vs. Chile (June 18, 2016)
- **70,205**
NHL: San Jose vs. Los Angeles (Feb. 21, 2015)
- **69,451**
Copa America: Argentina vs. Chile (June 6, 2016)
- **68,416**
ICC: Manchester United vs. FC Barcelona (July 25, 2015)
- **67,439**
Copa America: USMNT vs. Colombia (Nov. 23, 2014)
- **67,175**
International Soccer: Mexico vs. Chile (Nov. 27, 2014)
- **59,368**
Monster Jam (April 9, 2016)
- **55,575**
Pac-12 Championship: Stanford vs. USC (Dec. 5, 2015)
- **55,575**
College Football: Cal vs. Oregon (October 24, 2014)
- **52,479**
Taylor Swift Concert (August 14, 2015)



Stadiumlinks

For the second year in a row, Stadiumlinks transformed Levi's Stadium into a one-of-a-kind, nine-hole golf course. In the picture above, 49ers LB Dekoda Watson tees off from the Pepsi Deck towards the field-level target.



Bringing the convenience of home to the in-venue experience, the 49ers App -- now featuring the functionality of the Levi's Stadium App -- provides club seat holders with the ability to order food, drink and merchandise for in-seat delivery via their personal Internet-enabled handheld device.



Looking to implement a ticket scanning system that would enable a more personalized customer experience for guests visiting Levi's Stadium, the 49ers worked with innovative partner VenueNext to develop the proprietary Kezar system that has introduced new efficiencies into the venue entry process.

TECHNOLOGY

Levi's Stadium is a showcase for innovation in the Silicon Valley through partnerships with local, national and international technology providers that help deliver world-class Wi-Fi capability, mobile connectivity, IPTV, digital displays, HD scoreboard and video displays, and paperless ticketing.

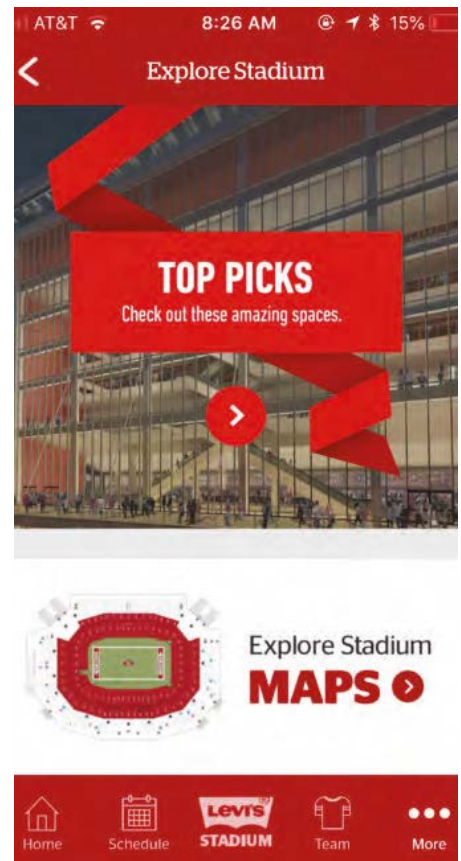
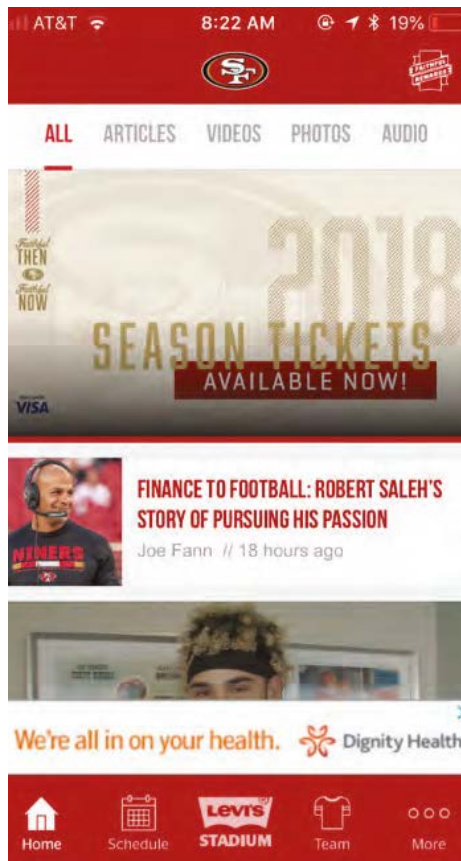
- The most technologically advanced stadium is accompanied by its own app. The Levi's Stadium App brings the comforts of watching a game at home right to your seat – but only at Levi's Stadium. This includes a game center with mobile ticketing and parking passes, in-seat food and beverage delivery, as well as multi-angle replays (within 5-10 seconds) and game statistics. The app also provides detailed maps for each level of the stadium, bluetooth enabled wayfinding, and integrated access to Faithful 49 presented by Esurance, the team's fan rewards program.
- XFINITY by Comcast provides free Wi-Fi to guests throughout the stadium. When a fan is in their seat, they are never more than 10 feet away from a Wi-Fi signal thanks to the venue's ground-breaking infrastructure of Internet access points strategically positioned beneath seats throughout the seating bowl – one access point for every 100 seats.

NETWORK INFRASTRUCTURE

- Over 400 miles of data cable connects the stadium, including 70 miles of cable to support Wi-Fi.
- More than 12,000 physical network ports have been installed.
- Levi's Stadium features a backbone of 40Gb/s of available Internet bandwidth, easily scalable to event attendance, which is four times greater than the standard for NFL stadiums recommended by the National Football League for 2017.
- The stadium contains more than 1,300 Wi-Fi access-points supporting 2.4 and 5GHz channels and the most current Wireless standards including 802.11ac; Wi-Fi is accessible in every location and free to all.

IN-STADIUM "BROADCAST"

- The in-stadium "Broadcast" rivals that of a Network TV broadcast, featuring 13 stadium cameras (most NFL stadiums have four to six). The stadium has the ability to share camera feeds with the broadcasting TV network. At least six different replay angles can be viewed per play. The game day production team consists of 40-plus people.
- The stadium is equipped with two HD 13 video boards at the North and South ends of the stadium that measure 200 feet by 48 feet, producing more than 19,000 square feet of viewing space. They are among the largest in the NFL. The boards also feature tremendously sharp, cutting-edge LEDs. The boards can be sectioned in order to show multiple pieces of content simultaneously.
- Levi's Stadium is one of a handful of stadiums in North America that is truly 4K-capable. The content team is currently capturing in 4K, not broadcasting, as they are preparing for future capabilities.
- Nearly 2,000 screens are connected to the stadium's IPTV system, which allows for incredible flexibility and customization throughout the venue. Content includes menu boards, game broadcasts, statistics and other important information as deemed necessary.



49ERS MOBILE APP

Stay connected with the official 49ers mobile app, now featuring the functionality of the Levi's Stadium app, available on iOS and Android. The app features stunning photography, behind-the-scenes videos, live programming, breaking news updates, and helps guests unlock Levi's Stadium's best-in-class fan experience features, including:

MOBILE TICKETING

Access Levi's Stadium with mobile tickets and parking passes. Guests can transfer tickets to friends and family with a few taps. Buy and transfer parking passes via Ticketmaster.

49ERS NEWS

Stay up-to-date with all your latest 49ers news and action with featured articles, photo galleries, insider video coverage, exclusive podcasts, and more.

SCHEDULE

Check out the 49ers team schedule for upcoming games using the Schedule tab and purchase single-game tickets right from your App.

TEAM

Take a look at the 49ers' latest roster from all sides of the game using the Team tab within the App.

FAITHFUL REWARDS PRESENTED BY ESURANCE

Earn yards and redeem rewards and exclusive fan experiences as part of the 49ers fan loyalty program, Faithful Rewards.

WAYFINDING

Guests at Levi's Stadium can navigate the venue with turn-by-turn directions to their seat and points of interest as well as see line wait times for all restrooms and concession stands.




SUSTAINABILITY

In August 2014, Levi's Stadium became the first professional football stadium to open with LEED Gold Certification for New Construction, the recognized standard for measuring sustainability for design and construction. Less than two years later in July 2016, Levi's Stadium continued to set benchmarks as the leading sports venue in sustainability by achieving LEED Gold Certification for Operations and Maintenance of an Existing building - making it the first-ever NFL stadium to be LEED Gold certified under the two respective rating systems.

The stadium is designed to reduce energy demand and generate more electricity annually, via on-site photovoltaic (PV) systems, than is consumed during the 10 scheduled 49ers games each season.

SUSTAINABLE DESIGN ELEMENTS

- NRG, the exclusive sustainable energy provider of the 49ers and the stadium, installed a number of state-of-the-art solar elements that account for 1,162 SunPower photovoltaic panels throughout the venue.
- The NRG Solar Terrace, the venue's 27,000-square-foot "green roof," is located atop the stadium's SAP Tower which houses a majority of the venue's 173 suites. This living roof features 16 species of vegetation native to the Bay Area to lower the building's cooling and heating needs by regulating ambient temperatures in SAP Tower.
- In 2016 Levi's Stadium partnered with Farmscape — California's largest urban farming company — to bring the first-ever rooftop farm to an NFL stadium: The Faithful Farm. The 7,000 sq. ft. rooftop farm located on the NRG Solar Terrace supports nearly 40 rotational crops — including tomatoes, summer squash, peppers, eggplants herbs and more — generating an annual yield of more than 7,500 pounds, all of which are harvested and used for dishes served at Levi's Stadium. Excess produce from the Faithful Farm also contributes to the stadium's humanitarian efforts with Hunger at Home and the Salvation Army, helping to provide healthy, vegetable-based dishes to individuals in need.
- Three solar array-covered bridges, the NRG Energy Bridges, are the first of their kind in the NFL.
- Electrical vehicle charging stations (NRG EV Charging Stations) are located on the west side of the stadium to power maintenance and operations electrical vehicles year-round. NRG is currently building the nation's first comprehensive, privately funded electric vehicle charging network and the charging stations are available to Levi's Stadium guests on event days.
- Low-flow plumbing fixtures such as toilets, urinals and sinks use 40 percent less water than conventional fixtures. On top of low-flow water fixtures, the stadium uses 85 percent reclaimed water for flush fixtures in addition to irrigating landscape and the playing field — a standard within the sports and entertainment venue industry.
- The playing field is surrounded by a 23,000-square-foot artificial turf track that reduces watering needs by approximately 20 percent and reduces the amount of natural grass needed for each field resurfacing.
- The stadium's sustainable initiatives also include public transit access (Caltrain, ACE & Capitol Corridor - VTA, Amtrak), convenient bicycle parking and a walking path from the San Tomas Creek Trail.
- Construction materials utilized contained more than 40 percent recycled content overall, based on cost. More than 75 percent of construction waste was recycled and diverted from landfills.



SUSTAINABLE STADIUM OPERATIONS PROGRAMS

- **The Solid Waste Management Reduction Program presented by Bud Light** is a comprehensive waste diversion program that is striving for net-zero landfill. All garbage, recycling and compostable materials from inside the venue and the surrounding parking areas are sorted on-site and placed into compactors to be processed.
- **The Building Management System** allows the venue to conserve energy usage through HVAC monitoring, lighting distribution and the use of automatic sensors.
- **The Preventative Maintenance Program** tracks all equipment and systems to enact their manufacturer's recommendations and scheduled preventative plans.
- **The Ongoing Commissioning Program** ensures that the venue operates under the LEED existing building guidelines for new projects and build outs.
- **The Green Cleaning Program** ensures that the janitorial contractor, ABM, uses sustainable green certified products for all cleaning essentials and equipment.
- **The Sustainable Purchasing Program** for ongoing consumables, foodstuffs, durable goods ensures that local, organic, recycled and compostable items will be purchased from vendors.
- **The Integrated Pest Management Program** uses Planet Orange green pest eradication products.
- **The Indoor Air Quality Management Program** consists of perpetual monitoring of indoor air quality based on the LEED-approved HVAC system.
- **The Landscape Management Program** includes using native, drought-resistant plants that are hydrated with 100 percent recycled water.
- **The Exterior Hardscape Management Program** utilizes cleaning equipment when washing the exterior skin of the building and sidewalks. All organic materials collected are composted.
- **The Energy Metering & Benchmarking Program** utilizes a comprehensive, live-time electrical metering building management system, that allows the stadium to load-shed as needed through the use of motion sensors and pre-programmed computer BMS control.
- **The Recycled Water Program** is setting a new standard for stadiums. Recycled water accounts for about 85 percent of all water used in Levi's Stadium and is used for playing field irrigation, the "green roof," flushing toilets, and cooling tower make-up water.





FAITHFUL MILE PRESENTED BY GLOBAL SYN-TURF

Fans enjoy the Faithful Mile presented by Global Syn-Turf, a 60,000-square-foot dedicated tailgating area equipped with two expansive bars presented by Bud Light, food areas, beer carts, mobile merchandise locations, 49ers partner activations and entertainment on the Pepsi Stage. The spacious pre-game fan zone is accessible to all 49ers ticket holders free of charge.

FAN EXPERIENCE OVERVIEW

Levi's Stadium delivers an unparalleled game day experience to fans in a multitude of ways.

STADIUM DESIGN

- Featuring over 45,000 seats, Levi's Stadium's lower bowl is one of the largest in the NFL (roughly two-thirds of stadium capacity). The seating is designed this way to bring the majority of fans closer to the field.
- The design also eliminates the traditional club mezzanine level, which brings fans sitting in the upper deck lower to the field.
- The location of Levi's Stadium offers convenience to patrons in both access and parking. There are 13 freeway interchanges located near the stadium's site, which means fans have ample access points to the freeway.
- There are more than 20,000 parking spaces located within a short walking distance from the stadium. Tailgating is an integral part of the game day experience in Santa Clara and Levi's Stadium provides the most diverse tailgating lineup in the NFL with free access to the multi-faceted Faithful Mile presented by Global Syn-Turf, the all-inclusive Red Zone Rally at Great America Pavilion and the upscale, members-only Michael Mina Tailgate located within the Bourbon Steak and Bourbon Pub restaurants.

LEVI'S STADIUM FEATURES

PLAZAS

- The first level of the stadium features open pedestrian plazas, retail and community space, a team store, the 49ers Museum and Edward J. DeBartolo, Sr. 49ers Hall of Fame, the Visa Box Office, Michael Mina's Bourbon Steak and Bourbon Pub restaurants (home of Michael Mina's Tailgate) and more.
- The main entry, Intel Plaza at the northwest corner of the stadium, is open to the public year-round and provides direct access to the Levi's Stadium Fanwalk and the 49ers Team Store. In the northeast corner, Toyota Plaza is the main entry for guests of Michael Mina's Bourbon Steak & Bourbon Pub restaurants and the 49ers Museum. Dignity Health Plaza, featuring the Dignity Health Kids' Zone, at the southwest corner of the stadium is another primary entry gate for fans and media on event days.

CONCOURSE

- Concourses at Levi's Stadium are among the widest in the NFL and have more than 600 individual concessions points of sale, allowing for easy pedestrian access and creating a more pleasant, less congested atmosphere around vendors. The Upper Concourse Level offers access to all 300 and 400 level seating.
- Concourses also feature open field views so fans can watch the game even while they purchase refreshments and navigate the building.

PARTY DECKS

- Expansive party decks featuring both concessions and specialty food and beverage stands are located under each scoreboard. The Pepsi Fan Deck above the north end zone and Bud Light Patio above the south end zone are available year-round and offer a unique stage for many types of events.



THE 49ERS MUSEUM

Featuring 11 unique gallery and exhibit spaces, the 49ers Museum is a 20,000 square foot facility dedicated to the 49ers past, present and future. The museum is dedicated to its values of education, innovation and heritage, and is committed to serving as an exciting and engaging home for fans of all ages. Visit www.LevisStadium.com/Museum for more information, or contact museum@49ers.com.

ADMISSION

- Museum Ticket: \$15 - Adults, \$10 - Children (5-12), Seniors, Military, SBL Members, Santa Clara residents

HOURS

- Friday through Sunday: 10 a.m. - 5 p.m.
- Game Days:
 - Museum opens when gates open to public and close 30 minutes prior to beginning of game (hours and costs subject to change)
 - Discounted prices will apply
 - Museum tickets can only be purchased by guests possessing an event ticket



MUSEUM GALLERIES

TRENDING

Step into our “You are a Niner” augmented reality experience and take your place beside current and former players or take in our Trending display, which features information about what’s happening in the museum and recently curated artifacts.

MORABITO THEATER

Inside the theater—which seats 100, and features a 50 feet by 18 feet screen and 4K technology—you’ll be inspired by the story of the 49ers told through film.

EDWARD J. DeBARTOLO, SR. 49ERS HALL OF FAME

Stand next to and around life-sized statues of the 49ers 28 Hall of Famers in their signature poses. Snap a photo next to coach Bill Walsh and Joe Montana or put yourself in the huddle with the Million Dollar Backfield.

TEAM GALLERY

Here you will hear first-person stories from 49ers alumni about everything from nicknames and practical jokes to what it was like to play for the team. You’ll also find an interactive database that will allow visitors to find information on every person that ever wore a 49ers uniform.

BILL WALSH INNOVATION

A homage to one of the most influential people the NFL has ever known, this re-creation of coach Walsh’s Redwood City office serves as both a treasure trove of artifacts and the home of a signature film on coach Walsh as told from the eyes of players, friends and others. Also located in this space, the Bill Walsh Coaching Universe is an interactive exhibit that illuminates the coach’s vast impact on the coaching ranks of professional football.

HERITAGE

The Heritage Gallery is an era-by-era experience made up of historical items, stories, interactive exhibits and one-of-a-kind artifacts. Spanning the years from 1946 to the present day, guests will leave the Heritage Gallery with a deep appreciation for the history and tradition that are so important to the 49ers organization.

SPIRIT

The 49ers have long been known as innovators when it comes to the fan experience. Here, guests can take in the history behind the team’s mascots, in-game entertainment and other joyful elements of football. A feature film is on display featuring fans, players and others talking about the significance of the 49ers.

DENISE DeBARTOLO YORK EDUCATION CENTER

The pillar around the industry-leading 49ers EDU program, this state-of-the-art classroom serves more than 60,000 Bay Area children annually using an innovative curricula focusing on science, technology, engineering, art, and mathematics (STEAM).

IN THE GAME

Get ready to engage with the game of football. In the Game offers multiple interactive challenges and exhibits, including a passing and kicking simulation. Be the Broadcaster—a real-life booth where fans can call the team’s most iconic plays—and the Gridiron Challenge, a series of gesture-based challenges that bring out the athlete, cheerleader, uniform designer and touchdown scorer in everyone.

EDWARD J. DeBARTOLO, JR. SUPER BOWL GALLERY

Celebrate Eddie D’s extraordinary achievements as the architect of the San Francisco 49ers five Super Bowl championships with the Edward J. DeBartolo, Jr. Super Bowl Gallery. Highlighting DeBartolo as a mentor, leader, owner and family man, the gallery features signature artifacts, photographs from his time with the team and more.





THE DENISE DeBARTOLO YORK EDUCATION CENTER

The Denise DeBartolo York Education Center, located inside The 49ers Museum, is committed to education and innovation and has served over 210,000 participants at the end of its fourth-year in operation. The program is unique in many ways, but perhaps the most compelling is the fact that the program is funded by the 49ers Foundation and completely free to its participants. This program is not only unrivaled in the NFL, but in all of professional sports. The Denise DeBartolo York Education Center is a four classroom learning venue, including the state-of-the-art Chevron STEM Zone, housed in Levi's Stadium. In its inaugural year, the 49ers Denise DeBartolo York Education Center consisted of only one innovative and creative space located inside the 49ers Museum. With the STEAM program's popularity, increasing demand, and ownership's commitment to providing accessible STEAM programming, the 49ers expanded their learning venue outside the museum and into the stadium. The additional space can be used as one classroom or be divided into three separate learning venues designed to seamlessly mirror the aesthetic of the original classroom and its intent to drive student-centered learning.

INSPIRE THROUGH EDUCATION

49ers EDU provides learning platforms that connect, inspire, and engage students in grades K-8. Our programming uses football as a platform to:

- Teach content-rich lessons in Science, Technology, Engineering, Art and Mathematics (STEAM)
- Ingrain invaluable life skills
- Encourage physical activity

THE CURRICULUM

- As one of the first professional sports organizations to dedicate a full in-house STEAM program for K-8 students, the 49ers EDU team is constantly evolving and enhancing students' experiences to reflect the most relevant concepts to support classroom learning. By working closely with a board of local advisory educational partners, all programs have been specially aligned to state Common Core and Next Generation Science standards that promote leading instructional practices. Additionally, the 49ers EDU program curricula:
- Aligns to National & California Common Core and Next Generation Science Standards.
- Engages students in a variety of student-centered and technology-rich learning experiences that can be adapted to various development levels and learning audiences.
- Integrates STEAM learning through project-based activities that transfer student knowledge and skills to real-world problems.
- Aligns to 21st Century Learning Skills (Critical Thinking, Problem-Solving, Communication, Collaboration and Creativity).
- Drives student interest and understanding of STEAM concepts.



CUSTOMIZABLE FEATURES

A field trip to the 49ers EDU program complements and reinforces existing school curriculum in many ways. By offering hands-on, project-based learning in a dynamic and technological environment, the education program allows students to use cutting-edge technological tools and techniques, challenging them to reach new heights.

THE EXPERIENCE

Students that participate in the 49ers EDU program receive an engaging, well-rounded experience that includes:

LEVI'S STADIUM TOUR

- Students tour and learn about how the stadium is a showcase for technology innovation and environmental sustainability.

GUIDED MUSEUM EXPLORATION

- Students experience the 49ers history and the game of football through an interactive experience built with state-of-the-art technology.

GRADE-SPECIFIC, PROJECT-BASED LESSONS

- Students are challenged to work both independently and in teams to understand how STEAM concepts are tied to football through interactive hands-on learning experiences.

MOVEMENT LAB

- Students participate in a kinesthetic movement lab to support physical activity and to get students excited about exercising all the while exploring STEAM concepts.



NEW ERA OF LEVI'S STADIUM DINING AND HOSPITALITY

The 49ers and Levi's Stadium have partnered with Levy to make dining on gameday an amazing and memorable experience for fans. Levy is best known for creating incredible dining experiences at many of the world's most iconic sports and entertainment venues, including the Kentucky Derby, US Open, Wrigley Field, PGA Championship, and countless NBA, MLB and NHL All-Star Games, among others. This season, 49ers fans will be treated to some of the best food and beverage in the sports world: more Bay Area restaurants and purveyors, a newly renovated Touchdown Terrace outer concourse gathering spot, an expanded rooftop garden program, exquisite locally-sourced suite menus, and much more.

LEVI'S STADIUM'S CHEF, JON SEVERSON

Jon Severson joins the 49ers and Levy roster as senior executive chef, leading the stadium's culinary team. Chef Severson has served fans in many of the nation's top venues, and recently led the acclaimed food startup The Skillet Group. His passion for seasonal, local products shines through on menus across concessions, suites, and clubs, where he'll harvest fresh produce from the stadium's one-of-a-kind garden.

DATA AND DESIGN FUELING THE FAN EXPERIENCE

Revamped dining and hospitality spaces and menus across Levi's Stadium will harness the power of data and experiential design. E15 Group and Curiology - both Levy companies - join this season to tailor the gameday experience to the passion and tradition that embodies the 49ers fandom.

TOUCHDOWN TERRACE: NEW SOCIAL GATHERING SPOT AND FOOD POP-UP

The newest Levi's Stadium hot spot, located on the renovated outer concourse. Touchdown Terrace will unite 49ers fans around great Bay Area food and beverages, interactive digital spaces, and friendly hospitality. Highlights include:


- **Five Bay Area and regional favorite restaurants** serving at portable kiosks: Barbacco (Italian), Copita (Mexican), The Chairman (Asian street food), Mina's Bourbon Pub (American), and Salt & Straw (ice cream).
- **"The Coin Toss" rotating gameday signature dish competition** served at a portable kiosk. Fans will taste test two new dishes each game in a bracket-style competition, voting along the way to crown Levi's Stadium's next signature dish.
- **Luster Mosaic fan art installation** using fan-submitted photos throughout the season to build and constantly refresh a large graphic wall

ADDITIONAL LEVI'S STADIUM MENU NOTES AND HIGHLIGHTS INCLUDE:

- Fan favorite and signature dishes, including hot dogs, burgers, chicken tenders, nachos and hand-cut fries served across concessions
- Faithful stadium staples such as the ampm Market, Pepsi, Bud Light, Tostitos, Peet's Coffee and Le Boulanger
- The Tap Room (main concourse at the 50-yard line) features 40 craft, import and domestic beers, seasonal craft selections, and California wines on tap
- Best-in-class live-fire action kitchen in premium clubs
- Vegan and vegetarian menus, and offerings for those avoiding gluten available in concessions, premium clubs, and suites
- Commitment to local sourcing and sustainability across the stadium, including:
 - 100 percent of food and beverage packaging and service-ware is recyclable, compostable or biodegradable
 - 100 percent of seafood menu items certified by the Monterey Bay Aquarium Seafood Watch List
 - 90 percent of food suppliers located in California



MICHAEL MINA'S BOURBON STEAK AND BOURBON PUB



BOURBON STEAK

SANTA CLARA

From award-winning chef Michael Mina, Bourbon Steak and Bourbon Pub offer three unique experiences in one state-of-the-art venue: a modern American steakhouse, a relaxed pub with a reinvented pub menu, and a large tailgate event space. Bourbon Steak and Bourbon Pub are open to the public year-round, with Bourbon Pub open for lunch and dinner and Bourbon Steak open for dinner only. A variety of private dining options are available including premium Luxury Lofts and the versatile tailgate as well as full restaurant buyouts.



BOURBON PUB

On 49ers home game days, Bourbon Steak and Bourbon Pub host Michael Mina's Tailgate, an exclusive, members-only experience tailor-made for 49ers season ticket holders consisting of an upscale, game-themed menu and specialty cocktails featuring celebrity guest chefs. Guests interested in becoming a Michael Mina's Tailgate member should contact a sales consultant at 415-GO49ERS. The restaurants are on the ground floor of Levi's Stadium on Tasman Drive, at Toyota Gate F, adjacent to the Museum, Tours Center and Team store. For more information, visit bourbonsteakandpub.com and www.levisstadium.com/michael-minas-tailgate/.



Hours of Operation

Bourbon Pub:

Monday - Saturday - 11:30 a.m. - 9:00 p.m.

*Open Sundays for 49ers away game watch parties

Bourbon Steak:

Tuesday - Saturday 5:00 p.m. - 9:00 p.m.

**Bourbon Pub is always open on game days as the Official Away Game Watching Party for 49ers*





49ERS TEAM STORE

There are two 49ers Team Stores, the Levi's Stadium Flagship Store and the Westfield San Francisco Centre Team Store. Both the Levi's Stadium Flagship Store and the Westfield San Francisco Centre Team Store are open to the public on non-event days.

The Levi's® Stadium Flagship Team Store Non-Event Hours:

- Monday - Saturday: 10 a.m - 6 p.m.
- Sunday: 10 a.m. - 5 p.m.

Westfield San Francisco Centre Team Store Hours:

- Monday - Saturday: 10:00 a.m - 8:30 p.m.
- Sunday: 10:00 a.m. - 7:00 p.m.

On event days, the following retail locations are located throughout Levi's® Stadium to purchase 49ers merchandise:

Faithful Mile presented by Global Syn-Turf

Pod (1)

Great America Parking Lot

Trailer (1)

Level 100

Game Day Store: Inside East Field Club

200 Plaza Level

Main Team Store - Intel Gate A

Kiosks (2): Gate C - Dignity Health Plaza, Gate A - Intel Plaza

300 Level (Lower Level Concourse)

Toyota Gate F Team Store: Between Sections 106-107 (Outer Concourse)

Dignity Health Gate C Team Store : Section 130

Kiosks (3): Between Sections 121 - 123, 124 - 125 , 209 - 110,

United Club Game Day Store: Section 135

Outer Concourse between sections 218 - 220

700 Level (Upper Level Concourse)

Pepsi Fan Deck Team Store: Section 305

Bud Light Patio Team Store: Section 324

Kiosks (1): Section 310



CLUB & SUITE OVERVIEW

CLUBS

There are 11 premium club areas located throughout Levi's Stadium. Only ticketed guests with proper access are allowed into the clubs. These clubs remain open for approximately one hour following the end of the event.

Of the different club spaces in Levi's Stadium, six are traditional and four are suite-based.

- Traditional Club Spaces (club ticket based) are accessed by the 9,000 club seats in the stadium:
 - BNY Mellon Club East & West
 - East Field Club
 - Levi's 501 Club
 - United Club
 - Yahoo! Fantasy Football Lounge
- Suite-based Club Spaces are accessed by approximately 70 suites on the 500 level horseshoe:
 - Citrix Owners Club
 - Black Oak Casino Resort Clubs

- New for the 2018 season is the most unique club space within Levi's Stadium, the IdentoGO by IDEMIA Green Room. Located on the field level under the south end zone grandstand, this ultra-exclusive premium hospitality space features all-inclusive food and beverage service along with access to new field box seats behind the south end zone. These 24 plush, red leather recliners are situated in clusters of four and include in-seat delivery service while sitting as close to the action as anywhere in the NFL.

The IdentoGO by IDEMIA Green Room is situated in the area of Levi's Stadium that served as the green room for concert tours. In addition to showcasing Levi's Stadium concert posters for artists such as Coldplay, Taylor Swift, and the Grateful Dead.

- NRG Solar Terrace is accessible for all executive suite lease holders in the SAP Tower and by all NRG Sky Suite patrons.

SUITES

Luxury Suites at Levi's Stadium provide the finest premium seating opportunities at the world's top sporting venue including fully upholstered theater seating, incredible sightlines, multiple flat screen monitors, Internet access and upscale catering. Fans interested in learning more about the suite rental options at Levi's Stadium can visit www.LeviStadium.com/suite-rentals or call 415-Go-49ers.





PUBLIC TRANSIT AND PARKING

PUBLIC TRANSPORTATION

Guests are encouraged to take public transportation. For additional information regarding public transportation, visit www.levisstadium.com or any of the following websites listed below:

Valley Transportation Authority (VTA)

VTA provides buses and light rail transportation in the greater San Jose area reaching Mountain View, Cupertino and Sunnyvale.

VTA buses will drop off guests in two locations:

- Intersection of Tasman Drive and Great America Parkway
- Intersection of Tasman Drive and Calle Del Sol

VTA light rail trains will drop off and pick up at the Great America Station located north of the stadium. For more information please visit www.vta.org, or call 408-321-2300.

Altamont Corridor Express (ACE)

ACE Trains provide services to Levi's Stadium from Stockton, Lathrop/Manteca, Tracy, Vasco, Livermore, Pleasanton and Fremont. For more information please visit www.acerail.com or call 209-944-6220.

Capitol Corridor

Capitol Trains provides services to Levi's Stadium from Auburn, Rocklin, Roseville, Sacramento, Davis, Suisun/Fairfield, Martinez, Richmond, Berkeley, Emeryville, Oakland, Hayward and Fremont/Centerville. For more information please visit www.capitolcorridor.org, or call 877-974-3322.

Caltrain

Caltrain provides services from San Francisco to South San Jose with stops all along the Peninsula. On event day, Caltrain transports passengers from all locations to connect with VTA Light Rail Trains or buses at the Mountain View Transit Center, located at Evelyn Avenue and Castro Street. For more information please visit www.caltrain.com, or call 1 (800) 660-4287.





PARKING + TAILGATING MAP



TAILGATING PERMITTED WITH OPEN FLAME BBQ

- V** Premium Red Lot VIP
- 1** Premium Red Lot 1
- 3** Premium Red Lot 3
- 1** Premium Green Lot 1
- 2T** Premium Green Lot 2
- 4** Green Lot 4
- 1** Blue Lot 1
- RV** RV Blue Lot
- 2** Premium Yellow Lot 2
- 3** Premium Yellow Lot 3

TAILGATING **NOT** PERMITTED

- 4** Red Lot 4
- 5** Red Lot 5
- 7** Red Lot 7
- 2NT** Premium Green Lot 2
- 3** Green Lot 3
- 5** Green Lot 5
- RV** RV Green Lot
- 2** Blue Lot 2
- 3** Blue Lot 3
- V** Premium Yellow Lot VIP
- 1** Premium Yellow Lot 1
- Light Rail / VTA
- Heavy Rail / ACE Capitol Corridor




INTEL
GATE A

TOYOTA
GATE F

SAP
TOWER

DIGNITY HEALTH
GATE C

RAMP TO ALL LEVELS





KYLE SHANAHAN

HEAD COACH

15TH NFL SEASON || 2ND WITH 49ERS

Kyle Shanahan was named the 20th head coach of the San Francisco 49ers on February 6, 2017, after spending the previous two seasons as the offensive coordinator of the Atlanta Falcons.

In his first season as head coach, Shanahan led the team to a 6-10 record, which was a four game improvement from the previous year. After a difficult stretch to start the season, the 49ers won six of their final seven games, including victories in five-straight games to close out the season. With six wins on the season, San Francisco set the NFL record for the most wins by a team in NFL history that started 0-9. The 49ers closed the season as one of the hottest teams in the NFL, posting a perfect 5-0 record in December. San Francisco was the only team in the league to have a perfect record over the last month of the regular season as Shanahan became the fourth rookie NFL head coach in franchise history (Buck Shaw - 1950; Frankie Albert - 1956 & George Seifert - 1989), and the first in the NFL since Tony Sparano in 2008, to go undefeated in the month of December.

San Francisco's offense reached new heights under Shanahan in 2017. The 49ers ranked 12th in the NFL, averaging 349.2 yards per game, the highest output by the team since 2012 (361.8 - 11th). The team also finished the year with 3,925 net passing yards, the most in a single season since 2000 (4,239). QB Jimmy Garoppolo, who went 5-0 as a starter and engineered four, second half comeback wins, set the franchise record for most passing yards in his first five starts. QB C.J. Beathard set the single-season franchise record for attempts (224), completions (123) and passing yards (1,430) by a rookie quarterback. The offense also featured WR Marquise Goodwin who set career highs in both receptions (56) and receiving yards (962), as well as Pro Bowl selections for FB Kyle Juszczyk (second) and T Joe Staley (sixth).

Defensively, San Francisco battled through multiple injuries that left several key 49ers on the Injured Reserve List early in the season, but the 49ers defense improved as the season progressed. Over the final six weeks of the season, San Francisco held opponents to an average of 87.7 rushing yards per game while allowing 100 rushing yards just once in that span. The defense was led by DL DeForest Buckner who tallied 61 tackles and tied for second on the team with 3.0 sacks. The defense also had good productivity from rookies, including DL Solomon Thomas, who led the team with 10 tackles for loss while notching 3.0 sacks, and CB Ahkello Witherspoon, who tied for the team lead with two interceptions.

Special teams lived up to its name for the 49ers in 2017. K Robbie Gould had a career year, leading the NFL with a career-high 39 made field goals and finishing third in the NFL with a career-high 145 points. Gould's 39 made field goals were the second-most in a single-season in franchise history (K David Akers - 44 made field goals in 2011) and tied for the third-most in a single-season in NFL history. P Bradley Pinion set a career high with a 41.3 net punting average and the punt coverage unit ranked second in the NFL, allowing only 4.2 yards per return.

SHANAHAN'S GOLDEN NUGGETS

- Shanahan was named Assistant Coach of the Year by the Associated Press, Coordinator of Year by *The Sporting News* and Assistant Coach of the Year by the Pro Football Writers of America in 2016.
- In six of his nine seasons as an offensive coordinator (2008-09, 2012-13 and 2015-16), Shanahan's offense has ranked in the top 10 in the NFL in yards gained.
- Shanahan was 26 years old when he was named the wide receivers coach of the Houston Texans, becoming the youngest position coach in the NFL at that time. At 28 years old, he was named the offensive coordinator of the Texans and was the youngest coordinator in the NFL.
- Shanahan served as a ball boy for the 49ers when his father, Mike, was the offensive coordinator for the team from 1992-94. Mike helped guide the 49ers to a 49-26 victory in Super Bowl XXIX.

Shanahan has 14 seasons of coaching experience at the NFL level, including nine as an offensive coordinator for the Atlanta Falcons (2015-16), Cleveland Browns (2014), Washington Redskins (2010-13) and Houston Texans (2008-09). In six of his nine seasons as an offensive coordinator (2008-09, 2012-13 and 2015-16), Shanahan has directed an offense that ranked in the top 10 in the NFL in yards gained.

Following the 2016 season, Shanahan was named Associated Press Assistant Coach of the Year, Coordinator of the Year by *The Sporting News* and Assistant Coach of the Year by the Pro Football Writers of America after a record-setting performance by the Falcons offense en route to capturing the NFC South division title and an appearance in Super Bowl LI. Under Shanahan, the 2016 Falcons set franchise records in yards per game (415.8), points scored (540), net passing yards per game (295.3) and average yards per play (6.7).

Atlanta QB Matt Ryan, who was named Associated Press Most Valuable Player, Associated Press Offensive Player of the Year, Most Valuable Player/Offensive Player of the Year by the Pro Football Writers of America and FedEx Air Player of the Year, threw for a single-season franchise record and career-high 4,944 passing yards and 38 touchdowns, ranking second in the NFL in both categories, in 2016. He led the NFL with a passer rating of 117.1 on the season and threw a career-low seven interceptions. WR Julio Jones recorded 83 receptions for 1,409 yards (17.0 average) and six touchdowns in 14 games played. His 1,409 receiving yards were the second-most in the NFL this past season. Both Jones and Ryan earned Associated Press First-Team All-Pro and 2017 Pro Bowl honors.



On the ground, Atlanta averaged 120.5 rushing yards per game and tallied 20 rushing touchdowns in 2016. RB Devonta Freeman registered 227 carries for a career-high 1,079 yards and 11 touchdowns, on his way to earning his second-consecutive Pro Bowl appearance.

In Shanahan's first year in Atlanta, the Falcons offense ranked seventh in the NFL, averaging 374.1 yards per game, ranked sixth with a 273.7 passing yards per game average and led the league in time of possession (32:19) in 2015. Julio Jones led the NFL with a career-high 1,871 receiving yards, while notching a career-high 136 receptions to share the League high with the Steelers WR Antonio Brown. Jones' receiving yards marked the second-highest total in a single season in NFL history, behind WR Calvin Johnson's 1,964-yard performance in 2012.

Shanahan joined the Falcons after spending 2014 as offensive coordinator of the Cleveland Browns. That year, his offense averaged 324.6 total yards and 108.0 rushing yards per game. Under Shanahan's direction, RBs Isaiah Crowell and Terrance West combined to rush for 1,280 yards on 319 carries (4.0 average), while WR Andrew Hawkins posted career highs in receptions (63) and receiving yards (824).

Prior to his stint in Cleveland, Shanahan spent four seasons (2010-13) as offensive coordinator of the Washington Redskins. In 2013, the Redskins finished ninth in the NFL in total offense (369.7) and fifth in rushing yards per game (135.3). Second-year QB Robert Griffin III threw for 16 touchdowns and a career-high 3,203 passing yards, while WR Pierre Garçon set a franchise record and led the NFL with 113 receptions for a career-high 1,346 yards. RB Alfred Morris also rushed for 1,200-or-more yards for the second-consecutive season (1,275).

The 2012 Redskins won the NFC East division championship as Washington became the first team in NFL history to register 3,400-or-more passing yards (3,422) and 2,700-or-more rushing yards (2,709) in the same season. Washington led the NFL, averaging 169.3 rushing yards per game and finished second in rushing touchdowns (22). Griffin won the 2012 Associated Press Offensive Rookie of the Year Award after setting NFL rookie records in passer rating (102.4), interception percentage (1.27), and rushing yards by a rookie quarterback (815). He completed 258 of his 393 passes (65.6 completion percentage) for 3,200 yards and 20 touchdowns. Fellow rookie Alfred Morris ranked second in the NFL with a single-season, franchise-record 1,613 yards and 13 touchdowns.

In 2011, Shanahan worked with QB Rex Grossman, who finished with the second-best statistical season of his career, having thrown for 3,151 yards, 16 touchdowns and a career-high 57.9 completion percentage. WR Santana Moss also had his best professional season in 2010 under Shanahan, notching a career-high 93 receptions for 1,115 yards and six touchdowns.

Before joining Washington, Shanahan spent four seasons (2006-09) with the Houston Texans, including the final two as the team's offensive coordinator. In 2009, he worked with QB Matt Schaub, who registered career highs in completions (396), completion percentage (67.9), passing yards (4,770), touchdowns (29) and passer rating (98.6). His completions and passing yard totals led the NFL that season. Additionally, WR Andre Johnson led the NFL in receiving yards in both 2008 (1,575) and 2009 (1,569) and led the NFL with 115 receptions in 2008. TE Owen Daniels registered career highs in both receptions (70) and receiving yards (862) with Houston in 2008. Shanahan spent his first season with Houston (2006) as the team's wide receivers coach and moved to coach the quarterbacks in 2007 prior to his promotion to offensive coordinator in 2008. He broke into the NFL with the Tampa Bay Buccaneers in 2004 where he served as an offensive quality control coach for two seasons (2004-05). His first coaching experience came as a graduate assistant at UCLA in 2003.

Born December 14, 1979, in Minneapolis, MN, Shanahan played wide receiver at Duke University before transferring to the University of Texas in 2000, where he spent two seasons. He and his wife, Mandy, have three children - Stella, Carter and Lexi. Shanahan's father, Mike, who served as the 49ers offensive coordinator from 1992-94, was the head coach of the Denver Broncos (1995-2008) and the Washington Redskins (2010-13), where he accumulated an overall win total of 178 victories (eight postseason), including victories in Super Bowls XXXII and XXXIII.

SHANAHAN'S BACKGROUND

YEARS	COACHING BACKGROUND	HEAD COACH
2017-current	Head Coach, San Francisco 49ers	---
2015-16	Offensive Coordinator, Atlanta Falcons	Dan Quinn
2014	Offensive Coordinator, Cleveland Browns	Mike Pettine
2010-13	Offensive Coordinator, Washington Redskins	Mike Shanahan
2008-09	Offensive Coordinator, Houston Texans	Gary Kubiak
2007	Quarterbacks, Houston Texans	Gary Kubiak
2006	Wide Receivers, Houston Texans	Gary Kubiak
2004-05	Offensive Quality Control, Tampa Bay Buccaneers	Jon Gruden
2003	Graduate Assistant, UCLA	Karl Dorrell
2001-02	*Wide Receiver, University of Texas	Mack Brown

* Player



ALL-TIME 49ERS HEAD COACHING RECORDS

COACH	SEASONS	REGULAR SEASON				WIN PCT.
		YEARS	WINS	LOSSES	TIES	
Lawrence Shaw	9	1946–54	71	39	4	.640
Norman Strader	1	1955	4	8	0	.333
Frank Albert	3	1956–58	19	16	1	.542
Howard Hickey*	5	1959–63	27	27	1	.500
Jack Christiansen*	5	1963–67	26	38	3	.411
Dick Nolan	8	1968–75	54	53	5	.504
Monte Clark	1	1976	8	6	0	.571
Ken Meyer	1	1977	5	9	0	.357
Pete McCulley#	1	1978	1	8	0	.111
Fred O'Connor#	1	1978	1	6	0	.143
Bill Walsh	10	1979–88	92	59	1	.609
George Seifert	8	1989–96	98	30	0	.766
Steve Mariucci	6	1997–02	57	39	0	.594
Dennis Erickson	2	2003–04	9	23	0	.281
Mike Nolan %	4	2005–08	18	37	0	.327
Mike Singletary %	3	2008–10	18	22	0	.450
Jim Harbaugh	4	2011–14	43	19	1	.690
Jim Tomsula &	2	2010, 2015	6	11	0	.353
Chip Kelly	1	2016	2	14	0	.125
Kyle Shanahan	2	2017–current	10	21	0	.323

*Hickey coached the first three games of '63, Christiansen coached the final 11.

#McCulley coached the first nine games of '78, O'Connor coached the final 7.

%Nolan coached the first seven games of '08, Singletary coached the final 9.

& Singletary coached the first 15 games of '10, Tomsula coached the final 1.

a. Singletary coached the first 10 games of '10; Tomblin coached the final 4.						
POSTSEASON						
COACH	SEASONS	YEARS	WINS	LOSSES	TIES	WIN PCT.
Lawrence Shaw	9	1946–54	1	1	0	.500
Frank Albert	3	1956–58	0	1	0	.000
Dick Nolan	8	1968–75	2	3	0	.400
Bill Walsh	10	1979–88	10	4	0	.714
George Seifert	8	1989–96	10	5	0	.667
Steve Mariucci	6	1997–02	3	4	0	.429
Jim Harbaugh	4	2011–14	5	3	0	.625

COACH	SEASONS	YEARS	PRESEASON				WIN PCT.
			WINS	LOSSES	TIES		
Lawrence Shaw	9	1946–54	28	9	2	.766	
Norman Strader	1	1955	5	1	0	.833	
Frank Albert	3	1956–58	11	7	0	.611	
Howard Hickey	5	1959–63	12	15	0	.444	
Jack Christiansen	5	1963–67	5	14	1	.263	
Dick Nolan	8	1968–75	15	32	1	.319	
Monte Clark	1	1976	4	2	0	.667	
Ken Meyer	1	1977	1	5	0	.167	
Pete McCulley	1	1978	1	3	0	.250	
Bill Walsh	10	1979–88	22	20	1	.524	
George Seifert	8	1989–96	25	12	1	.676	
Steve Mariucci	6	1997–02	10	14	0	.417	
Dennis Erickson	2	2003–04	3	5	0	.375	
Mike Nolan	4	2005–08	7	9	0	.438	
Mike Singletary	2	2009–10	7	1	0	.875	
Jim Harbaugh	4	2011–14	10	6	0	.625	
Jim Tomsula	2	2010, 2015	2	2	0	.500	
Chip Kelly	1	2016	2	2	0	.500	
Kyle Shanahan	2	2017–current	3	5	0	.375	

OPENING DAY GAMES						
COACH	SEASONS	YEARS	WINS	LOSSES	TIES	WIN PCT.
Lawrence Shaw	9	1946–54	7	2	0	.778
Norman Strader	1	1955	0	1	0	.000
Frank Albert	3	1956–58	1	2	0	.333
Howard Hickey	5	1959–63	2	3	0	.400
Jack Christiansen	5	1963–67	2	1	1	.667
Dick Nolan	8	1968–75	3	5	0	.375
Monte Clark	1	1976	1	0	0	1.000
Ken Meyer	1	1977	0	1	0	.000
Pete McCulley	1	1978	0	1	0	.000
Bill Walsh	10	1979–88	4	6	0	.400
George Seifert	8	1989–96	7	1	0	.875
Steve Mariucci	6	1997–02	3	3	0	.500
Dennis Erickson	2	2003–04	1	1	0	.500
Mike Nolan	4	2005–08	2	2	0	.500
Mike Singletary	1	2009–10	1	1	0	.500
Jim Harbaugh	4	2011–14	4	0	0	1.000
Jim Tomsula	2	2010, 2015	1	0	0	1.000
Chip Kelly	1	2016	1	0	0	1.000
Kyle Shanahan	2	2017–current	0	2	0	.000



ROBERT SALEH

DEFENSIVE COORDINATOR

14TH NFL SEASON || 2ND WITH 49ERS

Robert Saleh (SAH-luh) is in his 14th NFL season and second as the 49ers defensive coordinator.

In 2017, Saleh led a 49ers defensive unit that allowed 5.28 yards per play, which was a 0.62 yards per play improvement from 2016 and the third-largest improvement in the NFL from 2016-17 (Cle. - 0.76 yards per play; NYJ - 0.72 yards per play). The defense also finished the season holding their opponents under 100 yards rushing seven times. From Weeks 12-16, the 49ers streak of holding each of the five opponents under 100 yards rushing was tied for the longest streak in the NFL over that span (Arizona). It also marked the first time the 49ers held five straight opponents to under 100 yards rushing since Weeks 11-15 of the 2012 season. The 49ers defense was among the league leaders at getting into the opponent's backfield on running plays, finishing ranked tied for fifth in the NFL by forcing 53 rushes for negative yardage.

Saleh's defense continued to improve throughout the season. Over the final eight weeks of the season, San Francisco ranked second in the NFL in rushing yards allowed (640), tied for fourth in yards per carry allowed (3.62), fifth in rushing yards allowed per game (91.4), seventh in net yards allowed per game (314.4) and tied for eight in rushing touchdowns allowed (four).

In 2016, Saleh's linebackers helped the Jacksonville defense rank fifth in passing yards allowed (215.3) and sixth in opponent rushing average (3.82). Team captain LB Paul Posluszny started all 16 games at MLB and led the team in tackles for the second consecutive season. According to Jaguars team statistics, LB Telvin Smith registered 118 tackles while starting all 16 games at outside linebacker for the first time in his career. Smith's 350 career tackles are the most ever by a Jaguars player in his first three NFL seasons.

In 2015, the Jaguars defense allowed 3.68 yards per attempt, the fifth lowest rushing average allowed in the NFL. Posluszny led the Jaguars and ranked fifth in the league with 133 tackles, according to game book statistics, while tying with Smith for the team lead with 13 tackles for loss. According to Jaguars team statistics, Smith registered a career high 128 tackles in 2015.

Under Saleh's guidance, Smith stepped in the starting lineup and ranked third among all rookies with 99 tackles, according to game book statistics, in 2014. Smith led the team with two fumble recoveries while ranking second with nine tackles for loss. After a season-ending injury to Posluszny midway through the year, LB J.T. Thomas stepped in and set a career high in tackles along with two interceptions, two tackles for loss and five passes defended.

Prior to Jacksonville, Saleh spent three seasons (2011-13) as a defensive quality control coach for the Seattle Seahawks. During his three seasons with the Seahawks, he was responsible for assisting the defensive staff with day-to-day duties with a focus on the linebackers. Working under linebackers coach Ken Norton, Jr., Saleh aided in the development of LB K.J. Wright, LB Bobby Wagner and Super Bowl XLVIII MVP Malcolm Smith.



Before joining the Seahawks, Saleh spent six seasons with the Houston Texans, serving as a coaching intern (2005), defensive assistant (2006-08) and assistant linebackers coach (2009-10). In Houston, Saleh oversaw the growth of the Texans linebackers, including AP Defensive Rookie of the Year performances by DeMeco Ryans (2006) and Brian Cushing (2009). In 2009, the Pro Bowl duo of Ryans and Cushing were the only teammates to both rank among the league's top 10 tacklers, according to game book statistics.

Saleh joined the Texans after three seasons working in the collegiate ranks. He began his career as an offensive assistant/tight ends (2002) and defensive assistant/defensive line (2003) at Michigan State before spending one season (2004) as a defensive assistant/defensive line at Central Michigan and a brief stint (2005) at Georgia as a defensive assistant/linebackers coach.


A native of Dearborn, MI, Saleh attended Northern Michigan University where he started at tight end for four years. Saleh and his wife, Sanaa, have five children: four sons, Adam, Zane, Michael and Sam, and one daughter, Mila.



SALEH'S BACKGROUND

YEARS	COACHING BACKGROUND	HEAD COACH
2017-current	Defensive Coordinator, San Francisco 49ers	Kyle Shanahan
2014-16	Linebackers, Jacksonville Jaguars	Doug Marrone/Gus Bradley
2011-13	Defensive Quality Control, Seattle Seahawks	Pete Carroll
2009-10	Linebackers, Houston Texans	Gary Kubiak
2006-08	Defensive Assistant, Houston Texans	Gary Kubiak
2005	Coaching Intern, Houston Texans	Dom Capers
2005	Defensive Assistant/Linebackers, University of Georgia	Mark Richt
2004	Defensive Assistant/Defensive Line, Central Michigan University	Brian Kelly
2003	Defensive Assistant/Defensive Line, Michigan State University	John Smith
2002	Offensive Assistant/Tight Ends, Michigan State University	Morris Watts/Bobby Williams
1997-2001	*Tight End, Northern Michigan University	Eric Holm

* Player



RICHARD HIGHTOWER

SPECIAL TEAMS COORDINATOR

12TH NFL SEASON || 3RD WITH 49ERS

Richard Hightower is in his 12th season in the NFL and second season as the 49ers special teams coordinator. He returned to San Francisco in 2017 after previously serving as assistant special teams coach with the team in 2015.

In 2017, the 49ers special teams units excelled under Hightower's guidance. In his first season with the 49ers, veteran K Robbie Gould had a career year, leading the NFL with a career-high 39 made field goals and finishing third in the NFL with a career-high 145 points. Gould's 39 made field goals were the second-most in a single-season in franchise history (K David Akers - 44 made field goals in 2011) and tied for the third-most in a single-season in NFL history. P Bradley Pinion set a career high with a 41.3 net punting average and the punt coverage unit ranked second in the NFL, allowing 4.2 yards per return.

As an assistant special teams coach with Chicago in 2016, the Bears kickoff coverage team finished seventh in the NFL in opponent drive start average. Deonte Thompson led the NFL in kickoff returns with 35 and ranked second with 810 yards. Punter returner Eddie Royal scored on a nifty 65-yard touchdown on Monday Night Football vs. the Eagles. Sherrick McManis led the Bears in special-teams tackles and finished top 10 in the NFL, recording 13 stops.

In 2015, Hightower first joined San Francisco as an assistant special teams coach. That season, Hightower helped the 49ers punt coverage unit rank eighth in the NFL allowing just 6.4 yards per return, while working with rookie punter Bradley Pinion. Kicker Phil Dawson was 10th in the NFL with an 88.9 field goal percentage (tied for the fourth highest percentage of his 17-year career).

Hightower spent the 2014 season working on offense in Cleveland assisting with the receivers after working as an assistant special teams coach for four seasons in Washington (2010-13). With Washington, he worked under longtime special teams coordinator Danny Smith. Hightower also spent two seasons (2012-13) as the assistant defensive backs coach with the Redskins. Over his four seasons in Washington, the Redskins were third in the NFL in kickoff coverage, allowing just 21.2 yards per return, including leading the league in 2010 and 2011. Hightower's coaching on special teams helped Lorenzo Alexander lead the NFL with 21 special-teams tackles en route to being named the NFC's special teams player in the Pro Bowl, in 2012. Hightower was also instrumental in the development of first-year kicker Kai Forbath, who broke an NFL record by hitting his first 17 field goal attempts, leading the NFL with a 94.4 field goal percentage.

As assistant defensive back coach, Hightower helped the unit rank sixth in the NFL in interceptions (37) and tie for second in the NFL in interception-return touchdowns (7) over the two-year span. DeAngelo Hall led the NFL in defensive touchdowns (3). In 2012, the Redskins were first in the NFC in passes defended and had four returned touchdowns.



From 2006-08, Hightower was on Houston's coaching staff as a coaching assistant (2006-07) before being elevated to special teams assistant (2008). In Houston, he served under widely respected then-special teams coordinator Joe Marciano, who has more than 30 years of experience coaching special teams. In 2008, Houston was 11th in the NFL in kickoff coverage (22.3 yards per return). Punt returner Jacoby Jones finished fifth in the NFL and second in Texans single-season annals with a 12.1 average, including a franchise single-season record two punt return touchdowns. Kicker Kris Brown set franchise records for points (124), field goals made (29) and field goal percentage (.879). In 2007, the kickoff return unit featuring Jerome Mathis and Andre Davis became only the 4th team in NFL history to score four touchdowns on kickoff return in a single season.

In between his time in Houston and Washington, Hightower spent the 2009 season as wide receivers coach at the University of Minnesota. Under his tutelage, Eric Decker was named a First-Team All-Big Ten selection that season before being selected by the Denver Broncos in the third round (87th overall) of the 2010 NFL Draft.

A native of Houston, TX, Hightower earned his BA in Marketing from the University of Texas where he was a three-year letterman and special teams standout for the Longhorns. He went to Austin as an academic scholar and later earned an athletic scholarship after walking on. Following his senior season, then head coach Mack Brown and his staff voted Hightower the D. Harold Byrd Leadership Award.

Hightower and his wife, Lanet, have two sons Jaxson and Kaden and a daughter, Reagan.



HIGHTOWER'S BACKGROUND

<u>YEARS</u>	<u>COACHING BACKGROUND</u>	<u>HEAD COACH</u>
2017-current	Special Teams Coordinator, San Francisco 49ers	Kyle Shanahan
2016	Assistant Special Teams, Chicago Bears	John Fox
2015	Assistant Special Teams, San Francisco 49ers	Jim Tomsula
2014	Offensive Quality Control, Cleveland Browns	Mike Pettine
2012-13	Assistant Special Teams/Assistant Defensive Backs, Washington Redskins	Mike Shanahan
2010-11	Assistant Special Teams, Washington Redskins	Mike Shanahan
2009	Wide Receivers, University of Minnesota	Tim Brewster
2008	Special Teams Assistant, Houston Texans	Gary Kubiak
2006-07	Coaching Assistant, Houston Texans	Gary Kubiak
1999-2002	*Wide Receiver, University of Texas	Mack Brown

* Player



JON EMBREE

ASSISTANT HEAD COACH/TIGHT ENDS

13TH NFL SEASON (3 PLAYING / 10 COACHING) || 2ND WITH 49ERS

Jon Embree is in his second season as the 49ers assistant head coach/tight ends coach.

Last season, the 49ers tight ends combined for 66 receptions for 866 yards and six touchdowns. Rookie TE George Kittle led the tight end group with 43 receptions for 515 yards and two touchdowns. His 515 receiving yards ranked second in the NFL among rookie tight ends and were the most by a 49ers rookie tight end since the merger in 1970. Additionally, TE Garrett Celek set a new single-season career high with four touchdown receptions.

In 2016 with Tampa Bay, Embree helped TE Cameron Brate establish career highs in three major categories with 57 receptions for 660 yards and eight touchdowns, which tied for the most in the NFL. Combined with one touchdown each from TE Austin Seferian-Jenkins, TE Brandon Myers and TE Alan Cross, Buccaneers tight ends caught 11 touchdowns, the most for the team since 1985, when Tampa Bay tight ends combined for 13 touchdown receptions.

In 2015, Seferian-Jenkins was limited to seven games, but still improved his receiving numbers from his rookie season, recording 21 receptions for 338 yards and four touchdowns. Seferian-Jenkins' 16.1 receiving average was the second-highest of any tight end in the NFL (New England TE Rob Gronkowski - 16.3 yards per reception) with at least 20 receptions. Embree also oversaw the development of Brate in his first year, who started the season on the team's practice squad but finished the year with 23 receptions for 288 yards and three touchdowns.

In 2014, Embree worked with Seferian-Jenkins who recorded 21 receptions for 221 yards and two touchdowns in nine games. His reception total and receiving yards were the fourth-most ever by a Buccaneers rookie tight end, while his two touchdown receptions tied for the third-most.

Prior to Tampa Bay, Embree spent the 2013 season as the tight ends coach with Cleveland Browns. With Embree's guidance, TE Jordan Cameron earned a Pro Bowl berth and ranked second in the NFL in receiving yards (917) by a tight end behind New Orleans TE Jimmy Graham (1,215) and third in receptions (80) by a tight end behind Graham (86) and Atlanta Falcons TE Tony Gonzalez (80).

Embree joined the Buccaneers after spending two years (2011-12) as head coach at the University of Colorado and one season (2010) as the tight ends coach for the Washington Redskins. That season, TE Chris Cooley ranked second in the NFL in receptions (77) by a tight end behind Dallas Cowboys TE Jason Witten (94) and third in receiving yards (849) by a tight end behind Witten (1,002) and San Francisco 49ers TE Vernon Davis (914).



Embree first entered the NFL coaching ranks in 2006, where he spent three seasons (2006-08) as the tight ends coach for the Kansas City Chiefs. In 2008, TE Tony Gonzalez paced all NFL tight ends with 96 receptions for 1,058 yards and 10 touchdowns. In 2007, Gonzalez led all tight ends with 99 receptions for 1,172 yards while adding 5 touchdowns. In 2006, Gonzalez ranked second among all tight ends in both receptions (73) and receiving yards (900). Gonzalez was named to the Pro Bowl and All-Pro in each of his three seasons working with Embree.

Prior to joining the NFL, Embree spent 13 years at the collegiate level, including three seasons at UCLA, where he served as assistant head coach/wide receivers (2003) and assistant head coach/tight ends (2004-05).

From 1993 to 2002, Embree was at the University of Colorado where he spent 10 years serving in a variety of roles. He was the tight ends coach for two seasons (1993-94) before moving to defensive ends coach for four years (1995-98). Embree returned to his role as tight ends coach for two years in 1999 before spending two seasons as the wide receivers/kickers coach (2001-02).

Embree began his coaching career at Colorado as a volunteer assistant coach in 1991 before spending one year as the receivers/tight ends coach at Douglas County (CO) High School.

Originally a 6th round pick (166th overall) of the Los Angeles Rams in 1987, Embree appeared in 13 games over two seasons with LA before suffering a career-ending elbow injury in 1989 while with the Seattle Seahawks.

A native of Englewood, CA, Embree lettered four seasons (1983-86) as a tight end at the University of Colorado and ended his career in the top five in both career receptions (80) and yards (1,116) along with five touchdowns. He graduated with a degree in communications in 1987. Embree and his wife, Natalyn, have three children: two sons, Taylor and Connor, and one daughter, Hannah.



EMBREE'S BACKGROUND

YEARS	COACHING BACKGROUND	HEAD COACH
2017-current	Assistant Head Coach/Tight Ends, San Francisco 49ers	Kyle Shanahan
2014-16	Tight Ends, Tampa Bay Buccaneers	Dirk Koetter/Lovie Smith
2013	Tight Ends, Cleveland Browns	Rob Chudzinski
2011-12	Head Coach, University of Colorado	---
2010	Tight Ends, Washington Redskins	Mike Shanahan
2006-08	Tight Ends, Kansas City Chiefs	Herm Edwards
2004-05	Assistant Head Coach/Tight Ends, UCLA	Karl Dorrell
2003	Assistant Head Coach/Wide Receivers, UCLA	Karl Dorrell
2001-02	Wide Receivers/Kickers, University of Colorado	Gary Barnett
1999-2000	Tight Ends, University of Colorado	Gary Barnett
1995-98	Defensive Ends, University of Colorado	Rick Neuheisel
1993-94	Tight Ends, University of Colorado	Bill McCartney
1992	Receivers/Tight Ends, Douglas County (CO) High School	
1991	Volunteer Assistant Coach, University of Colorado	Bill McCartney
1989	*Tight End, Seattle Seahawks	Chuck Knox
1987-88	*Tight End, Los Angeles Rams	John Robinson
1983-86	*Tight End, University of Colorado	Bill McCartney

* Player



JOHN BENTON

OFFENSIVE LINE

15TH NFL SEASON || 2ND WITH 49ERS

John Benton, a veteran of 31 years of coaching experience, including 14 seasons in the NFL, is in his second season as the 49ers offensive line coach.

Under Benton's tutelage, the 49ers offensive line continued to improve throughout the season. Anchored by T Joe Staley, who was selected to the Pro Bowl, the offensive line helped the 49ers offense rank 12th in the NFL, averaging 349.2 yards per game. San Francisco also registered 3,925 net passing yards, the most by the team since 2000 (4,239).

In 2016, Benton served as an assistant offensive line coach for the Jacksonville Jaguars. Under the guidance of Benton and assistant head coach/offensive line coach Doug Marrone, the Jaguars offensive line allowed 34 sacks, the fewest sacks allowed in a single season since 2007 (31) and 17 fewer than the team allowed in 2015. Seeing improvement as the season progressed, the Jaguars offense ranked fifth in rushing yards per game (124.5) during the second half of the 2016 season (weeks 9-16).

Prior to Jacksonville, Benton spent two seasons (2014-15) as the offensive line coach for the Miami Dolphins. In 2015, the Dolphins averaged 4.35 yards per carry, good for ninth in the NFL while RB Lamar Miller tied a career high with eight rushing touchdowns.

In 2014, Benton's offensive line helped the Dolphins offense produce 361 first downs, tied for the second-most in franchise history and the most since 1985, when the team had the same amount. The line paved the way for Miller, who surpassed the 1,000-yard rushing mark (1,099) for the first time in his career, and helped protect QB Ryan Tannehill, whose 4,045 passing yards were the most by a Miami quarterback since Dan Marino (4,453 yards) in 1994. Miller and Tannehill combined to become the first duo in franchise history to produce a 1,000-yard rusher and 4,000-yard passer in a season.

Prior to Miami, Benton served as the offensive line coach for the Houston Texans for eight seasons (2006-13). With the Texans, Benton's offensive line was instrumental in establishing one of the NFL's top-ranked offensive attacks, setting franchise marks for rushing yards (2,448) in 2011, and passing yards (4,654) and total offense (6,129 yards) in 2009. Behind All-Pro T Duane Brown and All-Pro C Chris Myers, Houston's offensive line helped All-Pro RB Arian Foster become the 13th fastest player in NFL history to reach 5,000 career rushing yards. Additionally, Foster registered three consecutive 1,000-yard seasons (2010-12) and a franchise-record 25 career 100-yard rushing games.

In 2012, Benton's offensive line anchored Houston's third consecutive 2,000-yard rushing season as Foster led the NFL with 15 rushing touchdowns. Foster surpassed the 1,000-yard mark for the third consecutive season behind the play of Myers and Brown. Houston's offense ranked seventh in yards per game (372.1) and eighth in points per game (26.0) while allowing 28 sacks, the fourth fewest in the AFC.



The Texans offensive line helped pave the way for a franchise record 2,448 rushing yards in 2011. Excelling in the playoffs, the Houston run game averaged 159.5 yards per game in helping the Texans reach the Divisional round. For the first time in franchise history, the Texans had two players eclipse 900 rushing yards in the same season as Foster recorded 1,224 yards and RB Ben Tate notched 942 yards on the ground. Both Foster and Tate rushed for 100-or-more yards in the same game twice during the 2010 season, making Houston just the sixth team since 1985 to accomplish the feat. In Benton's system, Myers was selected to his first Pro Bowl while Brown was selected as a Second-Team All-Pro by the Associated Press.

Benton's unit paved the way for another record-setting season for Houston's offense in 2010. The Texans ranked third in the NFL with a franchise-record 6,186 yards of offense (386.6 yards per game) and helped Foster lead the NFL in rushing yards (1,616) and total touchdowns (18; 16 rushing, two receiving), each setting a new single-season franchise record.

In 2009, the line provided protection for the NFL's passing leader, QB Matt Schaub, who threw for 4,770 yards and 29 touchdowns. The offense ranked fourth in the NFL with an average 383.1 yards per game. The passing attack led the NFL with 290.9 yards per game while Benton's offensive line group gave up the fifth-fewest sacks in the league (25).

Benton's line featured the same starting lineup for all 16 games, a first in Texans history, in 2008. The offensive line paved the way for rookie running back Steve Slaton to set a then-franchise record with 1,282 rushing yards, while the offense ranked third in the NFL with 6,113 total yards.

In 2007, Benton's offensive line group allowed 22 sacks, the lowest total allowed in franchise history. In his first season in Houston, Benton oversaw an offensive line that surrendered 25 fewer sacks (43) than in 2005 (68).



Prior to joining the Texans in 2006, Benton spent two seasons (2004-05) with the St. Louis Rams, coaching an offensive line that was anchored by All-Pro T Orlando Pace. In 2005, the Rams offensive line helped All-Pro RB Stephen Jackson rush for 1,046, the first 1,000-yard season of his career.

Prior to the NFL, Benton spent 17 years coaching at the collegiate level. He began his coaching career as a graduate assistant at Colorado State (1987-90) before moving on to California University (PA), where he coached the offensive line and served as the recruiting coordinator (1990-94).

Benton returned to Colorado State in 1995, where he spent nine years as offensive line coach (1995-99) and co-offensive coordinator (2000-03).

A native of Durango, CO, Benton was a four-year starter as an offensive lineman at Colorado State (1983-86) and earned honorable mention All-WAC honors during his junior and senior seasons. He was named to the WAC's All-Academic team as a senior in 1986. Benton and his wife, Nicole, have two children: Gabrielle and Paige.

BENTON'S BACKGROUND

YEARS	COACHING BACKGROUND	HEAD COACH
2017-current	Offensive Line, San Francisco 49ers	Kyle Shanahan
2015-16	Assistant Offensive Line, Jacksonville Jaguars	Doug Marrone/Gus Bradley
2014-15	Offensive Line, Miami Dolphins	Dan Campbell/Joe Philbin
2006-13	Offensive Line, Houston Texans	Wade Phillips/Gary Kubiak
2004-05	Offensive Line, St. Louis Rams	Joe Vitt/Mike Martz
2000-03	Co-Offensive Coordinator/Offensive Line, Colorado State University	Sonny Lubick
1995-99	Offensive Line, Colorado State University	Sonny Lubick
1990-94	Offensive Line, California University (PA)	Kevin Donley/Jeff Petrucci
1987-90	Graduate Assistant, Colorado State University	Earle Bruce/Leon Fuller
1983-86	*Offensive Lineman, Colorado State University	Leon Fuller

* Player



DANIEL BULLOCKS

ASSISTANT DEFENSIVE BACKS

8TH NFL SEASON (5 PLAYING / 3 COACHING) || 2ND WITH 49ERS

Daniel Bullocks is in his second season as the 49ers assistant defensive backs coach.

In 2017, working alongside defensive backs coach Jeff Hafley, the 49ers secondary continued to improve throughout the season. Rookie CB Ahkello Witherspoon started the final nine games and finished the season with 32 tackles as well as tied for the team-high in both interceptions (two) and passes defended (seven). Rookie DB Adrian Colbert started each of the last six games he played and finished with 32 tackles, two forced fumbles, one fumble recovery and five passes defended. In his first season with San Francisco, CB K'Waun Williams set a career-high with 54 tackles while adding his first career interception, two forced fumbles, one fumble recovery and five passes defended.

In 2016, Bullocks worked with defensive backs coach DeWayne Walker and helped the Jaguars pass defense rank third in fewest yards allowed per pass attempt (6.58) and fifth in fewest passing yards per game allowed (215.3). CB Jalen Ramsey, selected fifth overall in the 2016 NFL Draft, started all 16 games for Jacksonville while leading the team and all rookies with 14 passes defended en route to being named to the PFWA All-Rookie team.

Prior to Jacksonville, Bullocks spent one season (2015) as assistant coach/cornerbacks at Eastern Michigan University. Bullocks helped EMU improve from 11th in pass defense in 2014 (274.8 pass yards allowed per game) to second in pass defense (202.8 pass yards allowed per game) in 2015 among Mid-American Conference teams.

Prior to Eastern Michigan, Bullocks spent three seasons (2012-14) at the University of Northern Iowa where he served as assistant coach/secondary. In three seasons at UNI, Bullocks helped the Panthers reach new heights, spending a combined 23 weeks ranked in the Football Championship Subdivision (FCS) polls.

During the 2014 campaign, Bullock's secondary totaled 17 interceptions and three players from his defensive backfield were recognized by the Missouri Valley Football Conference (MVFC) for all-conference accolades. UNI ranked second in scoring defense (19.9 points per game allowed), second in total defense (313.6 yards per game allowed) and fifth in passing defense (206.6 pass yards allowed per game) among all MVFC teams.



In 2013, Northern Iowa ranked second in scoring defense (18.8 points per game allowed), third in total defense (334.5 yards per game allowed) and fifth in passing defense (202.9 pass yards allowed per game) among all MVFC teams. Under Bullock's guidance, CB Ray Mitchell ranked second in the conference with four interceptions

Originally a second-round pick (40th overall) by the Detroit Lions in the 2006 draft, Bullocks appeared in 31 games (22 starts) and totaled 115 tackles, four passes defended, three fumble recoveries, one forced fumble and 1.0 sack during his four-year (2006-09) NFL career with Detroit. In 2008, he was the team's Ed Block Courage Award winner and was recipient of the Chuck Hughes Most Improved Player Award.

Bullocks played collegiately at the University of Nebraska (2001-05), where he appeared in 48 games at safety. In 2005, he earned Second-Team All-Big 12 honors and was named to the Big 12 Fall Commissioner's Academic Roll in 2005. He earned his degree in sociology in 2005.

A native of Chattanooga, TN., Bullocks is the founder of the Bullocks Foundation, which mentors and establishes scholarships for student-athletes to further education in his hometown. Bullocks and his wife, Vanessa have four children: Bella, Thalia, Starlet and Liv.

BULLOCKS' BACKGROUND

YEARS	COACHING BACKGROUND	HEAD COACH
2017-current	Assistant Defensive Backs, San Francisco 49ers	Kyle Shanahan
2016	Assistant Defensive Backs, Jacksonville Jaguars	Doug Marrone/Gus Bradley
2015	Assistant Coach/Cornerbacks, Eastern Michigan University	Chris Creighton
2013-14	Assistant Coach/Secondary, University of Northern Iowa	Mark Farley
2006-10	*Safety, Detroit Lions	Jim Schwartz/Rod Marinelli
2001-05	*Safety, University of Nebraska	Bill Callahan/Frank Solich

* Player



MICHAEL CLAY

ASSISTANT SPECIAL TEAMS

5TH NFL SEASON || 3RD WITH 49ERS

Michael Clay is in his third season with the 49ers and second as an assistant special team coach. He previously served as a strength & conditioning assistant in 2017 and an assistant special teams coach with the team in 2016.

Clay joined San Francisco after spending two seasons (2014-15) as a member of the Philadelphia Eagles coaching staff. After serving as a quality control coach in 2014, Clay was named a special teams assistant for the Eagles in 2015. Philadelphia ranked second in league in punt return average (11.4) and was one of four teams to register multiple return touchdowns on special teams. RB Darren Sproles earned his second career Pro Bowl selection as a return specialist after leading the NFL in punt return yards (446) and ranking tied for first in the NFL in punt return touchdowns (two).

A native of San Jose, CA, Clay was a four-year letterman as a linebacker for the University of Oregon (2009-12). He earned Second-Team All-Pac-12 honors as a senior in 2012, recording 101 tackles, three sacks and one forced fumble while starting in all 12 games. Following his college career, he signed with the Miami Dolphins as an undrafted free agent in 2013.



Clay attended Bellarmine College Preparatory (San Jose, CA), where he played fullback and linebacker and was a two-time *All-Mercury News* First-Team selection.

CLAY'S BACKGROUND

YEARS	COACHING BACKGROUND	HEAD COACH
2018-current	Assistant Special Teams, San Francisco 49ers	Kyle Shanahan
2017	Assistant Strength & Conditioning, San Francisco 49ers	Kyle Shanahan
2016	Assistant Special Teams, San Francisco 49ers	Chip Kelly
2015	Special Teams Assistant, Philadelphia Eagles	Chip Kelly
2014	Defensive Quality Control, Philadelphia Eagles	Chip Kelly
2009-12	*Linebacker, University of Oregon	Chip Kelly

* Player



TAYLOR EMBREE

OFFENSIVE QUALITY CONTROL

3RD NFL SEASON || 2ND WITH 49ERS

Taylor Embree is in his third season in the NFL and second with the 49ers as an offensive quality control coach. He joined San Francisco after spending the 2016 season as a defensive assistant with the Kansas City Chiefs.

With Kansas City, Embree worked with a Chiefs defense that led the NFL with 104 passes defended and tied for the most interceptions (18). Prior to his year in Kansas City, Embree was a graduate assistant/offensive assistant for the UCLA football program in 2014.

Embree played collegiately at UCLA for four seasons (2008-11) where he ranked third on the team in receptions (20) as a senior after either leading or ranking second in catches and receiving yards in each of his first three seasons. He appeared in all 50 games (32 starts) at UCLA and finished with 137 receptions for 1,776 yards (13.0 average) and four touchdowns.

He left UCLA ranked eighth on the school's all-time list for receptions and 13th in receiving yards. After going undrafted in the 2012 NFL Draft, Embree signed with the San Diego Chargers where he spent training camp with the team.



A native of Denver, CO, Embree attended Blue Valley West (Overland, KS) HS and is the son of current 49ers assistant head coach/tight ends coach Jon Embree.

EMBREE'S BACKGROUND

YEARS	COACHING BACKGROUND	HEAD COACH
2017-current	Offensive Quality Control, San Francisco 49ers	Kyle Shanahan
2016	Defensive Assistant, Kansas City Chiefs	Andy Reid
2014	Graduate Assistant/Offense, UCLA	Jim Mora
2013	Graduate Assistant/Defense, UCLA	Jim Mora
2012	Graduate Assistant/Offense, UNLV	Bobby Hauck
2008-11	*Wide Receiver, UCLA	Mike Johnson/ Rick Neuheisel

*Player



JEFF HAFLEY

DEFENSIVE BACKS

7TH NFL SEASON || 3RD WITH 49ERS

Jeff Hafley is in his third season as the 49ers defensive backs coach.

Last season, Hafley worked with a young secondary that continued to improve. Rookie CB Ahkello Witherspoon started the final nine games and finished the season with 32 tackles and tied for the team-high in both interceptions (two) and passes defended (seven). Rookie DB Adrian Colbert started each of the last six games he played and finished with 32 tackles, two forced fumbles, one fumble recovery and five passes defended. In his first season with San Francisco, CB K'Waun Williams set a career-high with 54 tackles while adding his first career interception, two forced fumbles, one fumble recovery and five passes defended.

In 2016, his first season with the 49ers, Hafley worked with a 49ers secondary that saw CB Tramaine Brock and DB Jimmie Ward each register career highs in passes defended. Rookie CB Rashard Robinson played in 14 games (six starts) as he finished third on the team with eight passes defended and one interception. San Francisco's defense saw its pass defense go from 27th in the NFL the year prior to 14th in 2016 (240.5).

In 2015, S Donte Whitner finished second on the team with 81 tackles while adding four passes defended and a career-high 1.5 sacks, while CB Tramon Williams led the team with 10 passes defended.

During his first season as the secondary coach with the Browns in 2014, Cleveland led the NFL in opponent passer rating (74.1), opponent completion percentage (57.1) and passes defended (99) while finishing second in the league with 21 interceptions, the team's highest total since 2008. CB Joe Haden, Whitner and S Tashaun Gipson were each selected to the Pro Bowl, marking the first time in franchise history that three defensive backs were selected to the Pro Bowl in the same year. Despite missing the final five games of the season, Gipson finished second in the NFL with six interceptions. Cleveland allowed 69 fewer points than they did in 2013 and ranked ninth in scoring defense (21.1 PPG). His secondary was part of a defensive unit that led the NFL in opponent quarterback rating (74.1), ranked second in interceptions (21), and tied for fourth in takeaways (29) in 2014.

Prior to joining the Browns, Hafley spent two years (2012-13) with the Tampa Bay Buccaneers. In 2013, as the team's secondary/safeties coach, Hafley oversaw a unit that finished tied for third in the league in interceptions (21) and takeaways (31). CB Darrell Revis earned Pro Bowl honors as he registered 50 tackles and 11 passes defended.

In 2012, his first year in the NFL, Hafley served as an assistant defensive backs coach for the Buccaneers. He helped rookie S Mark Barron finish second among rookie defensive backs in tackles (88) and passes defended (10) while CB Ronde Barber registered a team-high four interceptions in his transition from cornerback to safety.

Before entering the NFL, Hafley spent 11 seasons in the collegiate ranks, including coaching stints at Rutgers University (2011), the University of Pittsburgh (2006-10), the University of Albany (2002-05) and Worcester Polytechnic University (2001).



During Hafley's only season at Rutgers, the Scarlet Knights were the ninth-ranked passing defense in the country (172.3 yards per game) while S Duron Harmon earned First-Team All-Big East honors and CB Logan Ryan received a second-team selection. Both Harmon and Ryan were drafted in the third round of the 2013 NFL draft by the New England Patriots.

Prior to joining Rutgers, Hafley spent five seasons at the University of Pittsburgh, coaching the secondary (2008-10) and as a defensive assistant/cornerbacks coach (2006-07).

In 2010, Pittsburgh ranked 15th in the country in points allowed per game (19.0) and 19th in passing yards allowed per game (185.1). Hafley coached a secondary that recorded 15 interceptions and 52 passes defended in helping Pittsburgh to a 10-3 record in 2009. In Hafley's first season as the secondary coach for Pittsburgh in 2008, the unit registered 16 interceptions and 53 passes defended while allowing 193.0 passing yards per game.

During his first season at Pittsburgh (2006), he helped mentor CB Darrell Revis, who was named a finalist for the Jim Thorpe Award as the nation's top cornerback and was selected in the first round of the 2007 NFL Draft (14th overall) by the New York Jets.

Hafley began his coaching career as the running backs coach at Worcester Polytechnic University (2001) prior to spending four seasons at the University of Albany, where he was a defensive tackles coach (2002-03) and defensive backs coach (2004-05). During his time at Albany, Hafley oversaw the development of CB Kurt Campbell, who went on to become the first player in school history to be selected in the NFL Draft.


A native of Montvale, NJ, Hafley was a four-year wide receiver at Siena College from 1997-2000. He graduated cum laude in 2001 with a bachelor's degree in history from Siena and earned his master's from Albany in 2003. Hafley is married to the former Gina Pomponio. They have one daughter, Hope Elyse.



HAFLEY'S BACKGROUND

<u>YEARS</u>	<u>COACHING BACKGROUND</u>	<u>HEAD COACH</u>
2016-current	Defensive Backs, San Francisco 49ers	Kyle Shanahan/Chip Kelly
2014-15	Secondary, Cleveland Browns	Mike Pettine
2013	Secondary/Safeties, Tampa Bay Buccaneers	Greg Schiano
2012	Assistant Defensive Backs, Tampa Bay Buccaneers	Greg Schiano
2011	Secondary, Rutgers University	Greg Schiano
2008-10	Secondary, University of Pittsburgh	Dave Wannstedt
2006-07	Defensive Assistant/Cornerbacks, University of Pittsburgh	Dave Wannstedt
2004-05	Defensive Backs, University of Albany	Bob Ford
2002-03	Defensive Tackles, University of Albany	Bob Ford
2001	Running Backs, Worcester Polytechnic University	Ed Zaloom
1997-2000	*Wide Receiver, Siena College	Jay Bateman/Chris Phelps/ Ed Zaloom

* Player



JOHNNY HOLLAND

RUN GAME SPECIALIST/OUTSIDE LINEBACKERS

27TH NFL SEASON (7 PLAYING / 20 COACHING) || 2ND WITH 49ERS

Johnny Holland is in his second season with the 49ers and first as the run game specialist/outside linebackers coach. He previously served as the team's linebackers coach in 2017.

Holland worked with the 49ers linebackers in 2017, passing on wisdom from his seven-year playing career and almost two decades of coaching experience. Rookie LB Reuben Foster finished second on the team with 72 tackles and LB Brock Coyle played in all 16 games, setting career highs in starts (10), tackles (62), forced fumbles (one) and passes defended (one), while also adding 0.5 sack.

In 2016, Holland was the inside linebackers coach with the Cleveland Browns. He worked with a linebacking corps that was lead by LBs Christian Kirksey and Demario Davis. In his first season as a full-time starter, Kirksey registered a career-high 143 tackles, the fifth-most in the NFL according to game book statistics. After signing with the Browns as a free agent, Davis finished second on the team with 99 tackles.

Holland went to Cleveland following three seasons (2013-15) in the Canadian Football League (CFL). He served as the linebackers coach with the B.C. Lions from 2014-15 and the Saskatchewan in 2013 and helped guide the Roughriders win the Grey Cup in his lone season with the team.

Before his time in the CFL, Holland was linebackers coach with the Oakland Raiders (2012) after one season (2011) with the Virginia Destroyers of the United Football League (UFL), helping the team win the league championship.

Holland served as linebackers coach for five seasons (2006-10) with the Houston Texans. Under Holland's tutelage, LB DeMeco Ryan (2006) and LB Brian Cushing (2009) each earn Associated Press Defensive Rookie of the Year honors. In 2009, Cushing registered 133 tackles, according to game book statistics, four sacks and four interceptions as the Texans reached nine wins, the highest total in franchise history at the time. In 2006, Ryan finished with 156 tackles, according to game book statistics, the most by an NFL rookie in 20 years.

Prior to working in Houston, Holland spent three seasons with the Detroit Lions. He began with Detroit as a defensive assistant from 2003-04 before moving to linebackers coach in 2005. He also spent three seasons with Seattle as the team's assistant special teams/assistant strength and conditioning coach (2000) and linebackers coach (2001-02).



Holland began coaching in the NFL as a defensive quality control coach with the Green Bay Packers from 1995-97. In 1998, he coached the Packers special teams and later spent one season (1999) as the team's linebackers coach. He was part of Green Bay's staff that won back-to-back NFC Championships, including a victory in Super Bowl XXXI.

Originally a second-round (41st overall) draft pick by the Packers in the 1987 NFL Draft, Holland played seven seasons (1987-93) with the Packers where he registered 100-or-more tackles in each of his final six seasons. In 1992, he led Green Bay with 145 tackles and helped the team to its first playoff victory in 11 years. Holland was inducted in the Packers Hall of Fame in 2001.

A native of Hempstead, TX, Holland was a four-year letterman (1983-86) at Texas A&M University where he led the Aggies in tackles in each of his final three seasons. He was enshrined in the Texas A&M Hall of Fame in 1993 as well as the Cotton Bowl Hall of Fame in 2000.

Holland and his wife, Faith, have two children: son, Jordan, and daughter, Joli.



HOLLAND'S BACKGROUND

<u>YEARS</u>	<u>COACHING BACKGROUND</u>	<u>HEAD COACH</u>
2018-current	Run Game Specialist/Outside Linebackers, San Francisco 49ers	Kyle Shanahan
2017	Linebackers, San Francisco 49ers	Kyle Shanahan
2016	Inside Linebackers, Cleveland Browns	Hue Jackson
2014-15	Linebackers, BC Lions (CFL)	Jeff Tedford/ Mike Benevides
2013	Linebackers, Saskatchewan Roughriders (CFL)	Corey Chamblin
2012	Linebackers, Oakland Raiders	Dennis Allen
2011	Linebackers, Virginia Destroyers (UFL)	Marty Schottenheimer
2006-10	Linebackers, Houston Texans	Gary Kubiak
2005	Linebackers, Detroit Lions	Dick Jauron/Steve Mariucci
2003-04	Defensive Assistant, Detroit Lions	Steve Mariucci
2001-02	Linebackers, Seattle Seahawks	Mike Holmgren
2000	Assistant Special Teams/Assistant Strength & Conditioning, Seattle Seahawks	Mike Holmgren
1999	Linebackers, Green Bay Packers	Ray Rhodes
1998	Special Teams, Green Bay Packers	Mike Holmgren
1995-97	Defensive Quality Control, Green Bay Packers	Mike Holmgren
1987-93	*Linebacker, Green Bay Packers	Mike Holmgren/Lindy Infante/Forrest Gregg
1983-86	*Linebacker, Texas A&M University	Jackie Sherrill

* Player



CHRIS KIFFIN

PASS RUSH SPECIALIST

1ST NFL SEASON || 1ST WITH 49ERS

Chris Kiffin enters his first season in the NFL as the 49ers pass rush specialist. He joins San Francisco after spending the 2017 season as the co-defensive coordinator at Florida Atlantic University.

With Florida Atlantic in 2017, Kiffin played a vital role in improving the total defense from being ranked 123rd to 63rd nationally, while the Owls finished the season second in interceptions (20), 23rd in red zone defense (77-percent), 24th in sacks (38) and 34th in scoring defense (22.7 points per game). Under Kiffin, LB Azeez Al-Shaair led Conference USA in tackles (147) and broke FAU's career total tackles mark (354). Al-Shaair, as well as S Jalen Young, who finished second nationally in interceptions (seven), and CB Shelton Lewis all earned First-Team All-Conference USA honors. Kiffin was named a finalist for the Broyles Award, recognizing college football's top assistant coach.

Kiffin spent the 2012-16 seasons as the defensive line coach/defensive recruiting coordinator at the University of Mississippi. As defensive line coach, Kiffin worked with DE Marquis Haynes in 2016, who entered the year ranked as the 81st-best collegiate player overall by NFL.com. Haynes finished his junior season with seven sacks, 11 tackles for loss and three forced fumbles. In 2015, Kiffin coached Hornung Award finalist and First-Team All-American DE Robert Nkemdiche, who was later taken in the first round (29th overall) of the 2016 NFL Draft by the Arizona Cardinals. Ole Miss defensive linemen combined for 24 sacks in 2015, led by 10 from Haynes, then a sophomore, who tied a school record.

In 2014, Nkemdiche was an All-America selection by multiple outlets following his junior season after registering seven tackles for loss and three sacks. Haynes led the team with nine tackles for loss and set an Ole Miss freshman record with 7.5 sacks on his way to Freshman All-America honors. The year prior, Nkemdiche ranked third on the team and second among SEC freshmen in tackles for loss (eight) and was named 2013 First-Team Freshman All-America and SEC All-Freshman. In his first season at Ole Miss in 2012, Kiffin coached DE C.J. Johnson who notched 6.5 sacks, while NT Issac Gross was named First-Team Freshman All-America and SEC All-Freshman after he registered 10 tackles for loss and 2.5 sacks.

Kiffin spent the 2011 season at Arkansas State as the school's defensive line coach. The Red Wolves led the Sun Belt Conference in total defense (331.5 yards per game) and scoring defense (20.8 points per game), ranking in the top 25 in the NCAA in both categories. At ASU, DE Brandon Joiner earned Sun Belt Defensive Player of the Year honors as he tied for third in the nation in sacks (13) and 10th in tackles for loss (19) under Kiffin. He also coached DL Dorvus Woods, who earned Second-Team All-Sun Belt honors.



Kiffin joined Arkansas State after serving as an administrative assistant for the University of Southern California defense in 2010. Prior to his time at USC, Kiffin was an offensive quality control coach at the University of Nebraska for two seasons (2008-09) after spending the 2007 season as a graduate assistant at the University of Mississippi. Before his first stint at Ole Miss, Kiffin was a quality control intern with the Tampa Bay Buccaneers in 2006 where he worked with the defensive line during offseason OTAs and mini-camps. Kiffin first began coaching at the University of Idaho where he spent two seasons (2005-06) as a coaching assistant.

A native of Tampa, FL, Kiffin played defensive tackle at Colorado State University under then-head coach Sonny Lubick. He is the younger brother of current FAU head coach Lane Kiffin, and the son of longtime football coach Monte Kiffin. Kiffin and his wife, Angela, have four children: daughters, Bella, Grace and Taylor, and son, Christian.



KIFFIN'S BACKGROUND

<u>YEARS</u>	<u>COACHING BACKGROUND</u>	<u>HEAD COACH</u>
2018-current	Pass Rush Specialist, San Francisco 49ers	Kyle Shanahan
2017	Co-Defensive Coordinator, Florida Atlantic University	Lane Kiffin
2012-16	Defensive Line/Defensive Recruiting Coordinator, University of Mississippi	Hugh Freeze
2011	Defensive Line, Arkansas State University	Hugh Freeze
2010	Defensive Administrative Assistant, University of Southern California	Lane Kiffin
2008-09	Offensive Quality Control, University of Nebraska	Bo Pelini
2007	Graduate Assistant, University of Mississippi	Ed Orgeron
2006	Quality Control Intern (Offseason), Tampa Bay Buccaneers	Jon Gruden
2005-06	Coaching Assistant, University of Idaho	Dennis Erickson/Nick Holt
2000-04	*Defensive Tackle, Colorado State University	Sonny Lubick

*Player



STAN KWAN

ASSISTANT SPECIAL TEAMS

28TH NFL SEASON || 2ND WITH 49ERS

Stan Kwan is in his 28th season in the NFL and second as the 49ers assistant special teams coach.

Working alongside 49ers special teams coordinator Richard Hightower in 2017, the 49ers special teams units excelled. Veteran K Robbie Gould had a career year, leading the NFL with a career-high 39 made field goals and finishing third in the NFL with a career-high 145 points. Gould's 39 made field goals were the second-most in a single-season in franchise history (K David Akers - 44 made field goals in 2011) and tied for the third-most in a single-season in NFL history. P Bradley Pinion set a career high with a 41.3 net punting average and the punt coverage unit ranked second in the NFL, allowing 4.2 yards per return.

In 2016, Saints P Thomas Morstead ranked fourth in the NFL with a 48.3 punting average. Rookie K Wil Lutz made 28 of his 34 field goal attempts (82.4 percent) and 49 of 50 extra points last season.

New Orleans' punt return unit was led by rookie RB/RS Marcus Murphy in 2015, who returned the first punt for a touchdown by a member of the Saints since 2011, scoring on a 74-yard punt return at Carolina. The units also registered a blocked punt recovered for a touchdown, blocked two kicks, returning one blocked extra point attempt for the first defensive two-point conversion since the NFL implemented 2015 rules changes.

Kwan joined New Orleans after three seasons (2010-12) in the same role with the Buffalo Bills. In 2012, the Bills led the NFL in punt return average (17.1 average), registered two return touchdowns and ranked fourth in kickoff return average (27.0). In 2011, the Bills kickoff coverage units held opponents to 20.4 yards per return, also leading the NFL. The punt return unit finished tied for first in the AFC and third in the NFL with a 12.7 average.

Prior to his time in Buffalo, Kwan spent six seasons with the Detroit Lions (2004-09), his second stint with the team. In those six years, the Lions blocked 16 kicks, the second-most in the NFL over that timespan. Kwan served as Detroit's special teams coordinator from 2008-09. In 2009, the Lions ranked fifth in the NFC in average starting field position (27.0 yard line) and tied for fourth in the NFL with three special teams takeaways. In 2008, the Lions led the NFL with five special teams takeaways and a plus-four turnover margin. That same season, K Jason Hanson kicked a NFL-high eight field goals from 50-or-more yards.



From 2001-03, Kwan worked as a special teams assistant/defensive quality control coach for the Arizona Cardinals. He went to Arizona following his first stint with the Lions from 1997-2000 as an offensive and special teams assistant. He first entered the NFL in 1991 as a coaching assistant with the San Diego Chargers and served as an offensive and special teams assistant with the Chargers from 1991-96.

A native of Phoenix, AZ, Kwan played baseball collegiately at San Diego State University for three years and earned his bachelor's degree in criminal justice. He spent one year at South Mountain Community College (Phoenix, AZ) prior to attending San Diego State where he was the first freshman to be named captain of the baseball team.

Kwan attended Phoenix Camelback High School where he set school career records for batting average, runs scored, stolen bases, on-base percentage and walks. In his junior year, Camelback was the top-ranked team in the state and was ranked 16th in the nation. He earned all-state honors twice as a shortstop and doubled as the school's quarterback, where he set the school single-game passing record (327 yards).



KWAN'S BACKGROUND

YEARS	COACHING BACKGROUND	HEAD COACH
2017-current	Assistant Special Teams, San Francisco 49ers	Kyle Shanahan
2013-16	Assistant Special Teams, New Orleans Saints	Sean Payton
2010-12	Assistant Special Teams, Buffalo Bills	Chan Gailey
2007-09	Assistant Special Teams, Detroit Lions	Jim Schwartz/Rod Marinelli
2006	Assistant Special Teams, Detroit Lions	Rod Marinelli
2004-05	Assistant Special Teams/Offensive Assistant, Detroit Lions	Dick Jauron/Steve Mariucci
2001-03	Assistant Special Teams/Defensive Quality Control, Arizona Cardinals	Dave McGinnis
1997-2000	Assistant Special Teams/Offensive Assistant, Detroit Lions	Gary Moeller/Bobby Ross
1996	Offensive Assistant, San Diego Chargers	Bobby Ross
1993-95	Assistant Special Teams/Offensive Assistant, San Diego Chargers	Bobby Ross
1991-92	Coaching Assistant, San Diego Chargers	Bobby Ross



MIKE LaFLEUR

WIDE RECEIVERS/PASSING GAME COORDINATOR

5TH NFL SEASON || 2ND WITH 49ERS

Mike LaFleur is in his second season with the 49ers and first as the team's wide receivers/passing game coordinator. He previously served as the team's wide receivers/passing game coordinator in 2017.

In 2017, under LaFleur's tutelage, WR Marquise Goodwin set career highs in both receptions (56) and receiving yards (962) and his 17.2 yards per reception average ranked third in the NFL. Rookie WR Trent Taylor registered 43 receptions for 430 yards and two touchdowns. His 430 receiving yards were the most receiving yards by a 49ers rookie wide receiver since 2009 (WR Michael Crabtree - 625).

In 2016, LaFleur worked with the Falcons wide receiving corps, where WR Julio Jones finished second in the NFL with 1,409 receiving yards and WR Mohamed Sanu set a new career high with 59 receptions.

In his first year in Atlanta, LaFleur assisted the Falcons tight ends, where TE Jacob Tamme registered 59 receptions for a career-best 657 yards.

LaFleur first entered the NFL in 2014 as an offensive coaching intern with the Cleveland Browns. That season, he worked with the offensive line, who helped RBs Isaiah Crowell and Terrance West combine to rush for 1,280 yards on 319 carries (4.0 average) as Cleveland ranked fourth in the NFL with 17 rushing touchdowns.

Prior to Cleveland, LaFleur was the offensive coordinator/quarterbacks/wide receivers coach at Davidson College in 2013.

Before joining Davidson, he spent three seasons at Saint Joseph's College as quarterbacks coach (2010) and offensive coordinator (2011-12).



LaFleur began his coaching career at his alma mater, Elmhurst College, in 2009 as an offensive assistant working with the school's quarterbacks. Other responsibilities included film analysis, offensive game planning and directing the scout team.

A native of Mount Pleasant, MI, LaFleur was a team captain and three-time letter winner as a quarterback and safety at Elmhurst. He graduated with bachelor's degree in physical education in 2009. His brother, Matt LaFleur, is the offensive coordinator of the Los Angeles Rams. LaFleur married his wife, Lauren, in July of 2010. The couple has one daughter, Addison.

LaFLEUR'S BACKGROUND

YEARS	COACHING BACKGROUND	HEAD COACH
2018-current	Wide Receivers/Passing Game Coordinator, San Francisco 49ers	Kyle Shanahan
2017	Wide Receivers/Passing Game Specialist, San Francisco 49ers	Kyle Shanahan
2015-16	Offensive Assistant (Tight Ends & Wide Receivers), Atlanta Falcons	Dan Quinn
2014	Offensive Intern (Offensive Line), Cleveland Browns	Mike Pettine
2013	Offensive Coordinator/Quarterbacks/Wide Receivers, Davidson College	Paul Nichols
2011-12	Offensive Coordinator, Saint Josephs College	Cory Sanders
2010	Passing Game Coordinator/Quarterbacks, Saint Joseph's College	A.J. Ricker
2009	Offensive Assistant, Elmhurst College	Tim Lester
2005-08	*Quarterback/Safety, Elmhurst College	Tim Lester/Tom Journell

* Player



T.C. McCARTNEY

OFFENSIVE ASSISTANT

4TH NFL SEASON || 3RD WITH 49ERS

T.C. McCartney rejoined the 49ers in 2017 as an offensive assistant, having served in that role with the team in 2015. In 2016, he worked at Louisiana State University as an offensive assistant. He entered the NFL coaching ranks in 2014 as quality control coach with the Cleveland Browns.

Prior to joining the Browns, McCartney was an offensive graduate assistant for two seasons (2012-13) at the University of Colorado. While at Colorado, McCartney worked closely with offensive coordinator/quarterbacks coach Brian Lindgren and the quarterbacks while also assisting with various parts of the entire offense.

McCartney first began coaching in 2011 as a graduate assistant at Louisiana State University. His duties included assisting with the quarterbacks, special teams and the overall offense, as the Tigers spent much of the year ranked number one before losing to Southeastern Conference rival Alabama in the BCS National Championship Game.

Prior to coaching, McCartney played quarterback at LSU for four seasons (2007-10) and was a member of the Tigers 2007 national championship team. He has been part of LSU teams that won two SEC Championships (2007 as a player and 2011 as a coach) and played in the Chick-fil-A Bowl (2008), the Capital One Bowl (2009) and the Cotton Bowl Classic (2010). He was the recipient of the team's Jeff Boss Unsung Hero Award, in 2010.



McCartney graduated from LSU with a bachelor's degree in sports administration. He is the son of former Colorado QB Sal Aunese and the grandson of former Colorado head coach Bill McCartney, the winningest football coach in Colorado history.

McCARTNEY'S BACKGROUND

YEARS	COACHING BACKGROUND	HEAD COACH
2017-current	Offensive Assistant, San Francisco 49ers	Kyle Shanahan
2016	Offensive Assistant, Louisiana State University	Ed Orgeron/Les Miles
2015	Offensive Assistant, San Francisco 49ers	Jim Tomsula
2014	Quality Control, Cleveland Browns	Mike Pettine
2012-13	Offensive Graduate Assistant, University of Colorado	Mike MacIntyre/Jon Embree
2011	Graduate Assistant, Louisiana State University	Les Miles
2007-10	*Quarterback, Louisiana State University	Les Miles

*Player



MIKE McDANIEL

RUN GAME COORDINATOR

12TH NFL SEASON || 2ND WITH 49ERS

Mike McDaniel is in his second season with the 49ers and first as the run game coordinator. He previously served as the team's run game specialist in 2017.

Working with running backs coach Robert Turner Jr., McDaniel helped the 49ers rush for 1,662 yards and 15 touchdowns on 408 carries in 2017. San Francisco ranked tied for seventh in the NFL in both rushing touchdowns (15) and carries of 10-or-more yards (53). FB Kyle Juszczyk was named to the Pro Bowl for the second-consecutive season and his first time as a member of the 49ers and rookie RB Matt Breida averaged 4.43 yards per carry, ranking 10th in the NFL (min. 100 attempts).

With Atlanta in 2016, McDaniel worked with wide receivers coach Raheem Morris as WR Julio Jones reached 1,000 receiving yards for the third-consecutive season. Additionally, WRs Taylor Gabriel and Mohamed Sanu each reached career highs in their first season with the team as Gabriel caught a career-high six touchdown passes while Sanu registered a career-high 59 receptions.

During the 2015 season, Atlanta's offense saw Jones pass former 49ers WR Jerry Rice for second all-time in the single-season receiving yards list, with 1,871 yards. Jones also finished with 136 receptions, tied for the most in the NFL.

McDaniel joined Atlanta following one season (2014) as the Cleveland Browns wide receivers coach. Under McDaniel, WR Andrew Hawkins posted career highs with 63 receptions for 824 yards and two touchdowns. McDaniel also helped Gabriel during his rookie year finish second on the team with 621 receiving yards on 36 receptions.

Before his year in Cleveland, McDaniel spent three seasons with the Washington Redskins, first as an offensive assistant (2011-12) and later moved to wide receivers coach in 2013. In his lone season as wide receivers coach, McDaniel worked with WR Pierre Garcon, who led the NFL and set a franchise record with 113 receptions. His total surpassed Hall of Fame WR Art Monk's mark of 106, which lasted 29 years.




From 2009-10, McDaniel served as running backs coach for the UFL's Sacramento Mountain Lions. With the Mountain Lions, RB Cory Ross earned UFL Offensive Player of the Year honors in 2010. Prior to Sacramento, he spent three seasons as an offensive assistant with the Houston Texans (2006-08). McDaniel first entered coaching in the NFL in 2005 as an intern with the Denver Broncos.

A native of Greeley, CO, McDaniel played collegiately at Yale University where he earned a degree in history. McDaniel is married to his wife Katie.

McDANIEL'S BACKGROUND

YEARS	COACHING BACKGROUND	HEAD COACH
2018-current	Run Game Coordinator, San Francisco 49ers	Kyle Shanahan
2017	Run Game Specialist, San Francisco 49ers	Kyle Shanahan
2015-16	Offensive Assistant, Atlanta Falcons	Dan Quinn
2014	Wide Receivers, Cleveland Browns	Mike Pettine
2013	Wide Receivers, Washington Redskins	Mike Shanahan
2011-12	Offensive Assistant, Washington Redskins	Mike Shanahan
2009-10	Running Backs, Sacramento Mountain Lions (UFL)	Dennis Green
2006-08	Offensive Assistant, Houston Texans	Gary Kubiak
2005	Coaching Intern, Denver Broncos	Mike Shanahan



DEMECO RYANS

INSIDE LINEBACKERS

12TH NFL SEASON (10 PLAYING / 2 COACHING) || 2ND WITH 49ERS

Demeco Ryans is in his second season with the 49ers and first as the team's inside linebackers coach. He served as a defensive quality control coach in 2017.

Originally drafted in the second round (33rd overall) by the Houston Texans in the 2006 NFL Draft, Ryans played for Houston (2006-11) and the Philadelphia Eagles (2012-15). He appeared in 140 games (139 starts) and registered 735 tackles, 46 passes defended, 13.5 sacks, 10 fumble recoveries and seven interceptions.

During his 10-year career, Ryans was named AP Defensive Rookie of the Year and PFWA Rookie of the Year in 2006, First-Team All-Pro in 2007 and was selected to the Pro Bowl in 2007 and 2009.

A native of Bessemer, AL, Ryans played linebacker at the University of Alabama (2002-05). As a senior, he was a unanimous All-American selection, SEC Defensive Player of the Year and earned First-Team All-SEC honors in 2005. Ryans also earned defensive MVP honors in the 2006 Cotton Bowl and was selected as the 2005 Lott Trophy recipient for his combination of athletic excellence and off-the-field achievements.



RYANS' BACKGROUND

<u>YEARS</u>	<u>COACHING BACKGROUND</u>	<u>HEAD COACH</u>
2018-current	Inside Linebackers, San Francisco 49ers	Kyle Shanahan
2017	Defensive Quality Control, San Francisco 49ers	Kyle Shanahan
2012-15	*Linebacker, Philadelphia Eagles	Chip Kelly/Andy Reid
2006-11	*Linebacker, Houston Texans	Gary Kubiak
2002-05	*Linebacker, University of Alabama	Mike Shula/Dennis Franchione

* Player



RICH SCANGARELLO

QUARTERBACKS

4TH NFL SEASON || 2ND WITH 49ERS

Rich Scangarello is in his second season as the 49ers quarterbacks coach.

In his first season with San Francisco, Scangarello worked with rookie QB C.J. Beathard and mid-season acquisition QB Jimmy Garoppolo, helping both set various franchise records. Beathard, who played in seven games (five starts), set the single-season franchise record for attempts (224), completions (123) and passing yards (1,430) by a rookie quarterback. He also set the franchise record for the longest completion by a rookie quarterback on an 83-yard touchdown pass to WR Marquise Goodwin. Garoppolo, who started the last five games of the season, became the first 49ers quarterback since the merger in 1970 to win each of his first five starts with the team and set the franchise record for the most passing yards in his first five starts with the 49ers (1,542). His 1,542 passing yards also ranks fourth among all quarterbacks in their first five starts with a new team since the merger in 1970.

Scangarello joined Wagner following one season (2015) as an offensive quality control coach with the Atlanta Falcons. In Atlanta, he assisted the offensive line with run-game preparation and coordinated the defensive scout team for the offense.

Before his year with the Falcons, Scangarello spent three seasons (2012-14) as offensive coordinator and quarterbacks coach at Northern Arizona University. In 2013, the Lumberjacks offense completed 235 of 387 passing attempts (60.7 completion percentage), and finished with 2,425 passing yards and 14 touchdowns.

In 2012, Scangarello worked with QB Cary Grossart at NAU, who finished his career with the top completion percentage in school history at 66.3. He also registered the second-best completion percentage in a single season with 66.7. The Lumberjacks averaged 31.6 points per game that season, finishing tied for 27th in the nation.

Prior to his time at NAU, Scangarello served as the offensive coordinator, assistant head coach and quarterbacks coach two seasons at Millsaps (Jackson, MS) College (2010-11), where he saw QB Garrett Pinciotti earn Second-Team All-SCAC honors in 2011, after throwing for 2,200 yards and 23 touchdowns.



Scangarello originally entered the NFL in 2009 with the Oakland Raiders as an offensive quality control coach. He went to Oakland following four years (2005-08) at UC-Davis, which included one year (2008) as the school's co-offensive coordinator. That season, the Aggies offense ranked 11th in the Football Championship Subdivision (FCS) in total offense, averaging 426.5 yards per game and 28.5 points per game.

He originally joined Davis as passing game coordinator and wide receivers coach, serving in that role from 2005-07. In 2005, he coached All-American WR Tony Kays, who led the NCAA and set a school single-season record with 93 receptions.

Scangarello worked at the University of Idaho in 2000 as an offensive graduate assistant and spent the 2002-03 seasons as the school's quarterbacks coach. He began his coaching career at UC-Davis in 1998 and 1999, working with consecutive consensus Division II All-Americans, Kevin Daft and J.T. O'Sullivan, who both were drafted in the NFL.

A native of Roseville, CA, Scangarello earned a degree in business administration from Sacramento State University in 1996.

SCANGARELLO'S BACKGROUND

<u>YEARS</u>	<u>COACHING BACKGROUND</u>	<u>HEAD COACH</u>
2017-current	Quarterbacks, San Francisco 49ers	Kyle Shanahan
2016	Offensive Coordinator/Quarterbacks, Wagner College	Jason Houghtaling
2015	Offensive Assistant, Atlanta Falcons	Dan Quinn
2012-14	Offensive Coordinator/Quarterbacks, Northern Arizona University	Jerome Souers
2010-11	Offensive Coordinator/Assistant Head Coach/Quarterbacks, Millsaps College	Aaron Pelch
2009	Offensive Quality Control/Assistant Quarterbacks, Oakland Raiders	Tom Cable
2008	Co-Offensive Coordinator/Quarterbacks, University of California-Davis	Bob Biggs
2005-07	Passing Game Coordinator/Wide Receivers, University of California-Davis	Bob Biggs
2002-03	Quarterbacks, University of Idaho	Tom Cable
2001	Offensive Coordinator/Quarterbacks, Carleton (Northfield, MN) College	Chris Brann
2000	Graduate Assistant, University of Idaho	Tom Cable
1998-99	Graduate Assistant, University of California-Davis	Bob Biggs



BOBBY SLOWIK

DEFENSIVE QUALITY CONTROL

6TH NFL SEASON || 2ND WITH 49ERS

Bobby Slowik is in his sixth year in the NFL and second season as the 49ers defensive quality control coach.

With Washington, Slowik worked closely with OLBs Rob Jackson and Ryan Kerrigan. Jackson started 14 games in 2012 after replacing OLB Brian Orakpo who suffered a season-ending injury. That season, Jackson registered career highs in tackles (35), sacks (4.5) and interceptions (four). That same season, Kerrigan earned his first career Pro Bowl selection after finishing with a then career-high 8.5 sacks and also picked up his second career interception return for a touchdown.

Slowik assisted the Redskins defense in 2011 that allowed 339.8 yards per game, ranking fifth in the NFC. Washington also ranked fourth in the NFC, giving up 221.1 passing yards per game.

He first entered the NFL as a video assistant with Washington in 2010 and was responsible for the breakdown of upcoming opponents. He helped the video department's operations, which included assisting the coaching and scouting staff.



A native of Green Bay, WI, Slowik attended Michigan Tech University, where he played wide receiver for the Huskies and earned All-GLIAC honors in 2008. The son of former NFL defensive coordinator, Bob Slowik, he majored in biomedical engineering at MTU.

SLOWIK'S BACKGROUND

YEARS	COACHING BACKGROUND	HEAD COACH
2017-current	Defensive Quality Control, San Francisco 49ers	Kyle Shanahan
2011-13	Defensive Assistant, Washington Redskins	Mike Shanahan
2010	Video Assistant, Washington Redskins	Mike Shanahan
2005-09	*Wide Receiver, Michigan Tech University	Tom Kearly

* Player



KATIE SOWERS

OFFENSIVE ASSISTANT

3RD NFL SEASON || 2ND WITH 49ERS

Katie Sowers is in her third season in the NFL and first as an offensive assistant with the 49ers after spending the 2017 season with the team as a seasonal offensive assistant. She originally joined San Francisco in June of 2017 as part of the 49ers 2017 Bill Walsh Minority Fellowship, where she worked with the team's wide receivers.

In 2016, Sowers spent the offseason/training camp in the same capacity with the Atlanta Falcons. With the Falcons, she worked closely with Atlanta assistant head coach/wide receivers coach Raheem Morris in organizing, conducting and concluding practice drills. Following her time on the field as a coach, she spent nine months as a scouting intern with the Falcons.

Sowers joined Atlanta after spending five years (2012-16) as the athletic director of the City of Kansas City. A former member of the 2013 United States Women's National Football Team and a player herself in the WFA (women's football alliance) for eight years, Sowers earned her master's degree in kinesiology with an emphasis in pedagogy from the University of Central Missouri in 2012.



SOWERS' BACKGROUND

<u>YEARS</u>	<u>COACHING BACKGROUND</u>	<u>HEAD COACH</u>
2018-current	Offensive Assistant, San Francisco 49ers	Kyle Shanahan
2017	Seasonal Offensive Assistant, San Francisco 49ers	Kyle Shanahan
2016	Coaching/Scouting Intern, Atlanta Falcons	Dan Quinn
2016	Assistant Coach, East-West Shrine Game	Charlie Weis
2015	General Manager, Kansas City Titans (WFA)	Leonard Bullock
2014	Offensive Coordinator, Kansas City Titans (WFA)	Leonard Bullock
2013-16	*Wide Receiver/Quarterback/Defensive Back, Kansas City Titans (WFA)	Leonard Bullock
2013	*Defensive Back, United States Women's National Football Team	John Konecki
2010-12	*Wide Receiver/Defensive Back, Kansas City Tribe (WFA)	Ed Williams
2009-10	*Wide Receiver/Linebacker, West Michigan Mayhem (WFA)	Matt Koch

* Player



ADAM STENAVICH

ASSISTANT OFFENSIVE LINE

5TH NFL SEASON (3 PLAYING / 2 COACHING) || 2ND WITH 49ERS

Adam Stenavich is in his second season as the 49ers assistant of offensive line coach.

Working alongside offensive line coach John Benton, the 49ers offensive line continued to improve throughout the season. Anchored by T Joe Staley, who was selected to the Pro Bowl, the offensive line helped the 49ers offense rank 12th in the NFL, averaging 349.2 yards per game. San Francisco also registered 3,925 net passing yards, the most by the team since 2000 (4,239).

In 2016, San Jose State averaged 155.1 rushing yards per game and finished with 16 touchdowns on the ground. During his first season of 2015 with the Spartans, San Jose State rushed for 2,378 yards and 24 touchdowns and added 2,882 passing yards and 21 touchdowns, becoming the second team in Spartans history to register 2,000-or-more yards rushing with more than 20 touchdowns and throw for 2,000-or-more yards and at least 20 touchdowns (1976). T Wes Schweitzer earned Second-Team All-Mountain West honors and was later selected by the Atlanta Falcons in the sixth round (195th overall) of the 2016 NFL Draft. T Nate Velichko was named All-Mountain West Honorable Mention after starting every game at right tackle after spending the 2014 season at right guard.

Stenavich joined San Jose State after spending the 2014 season as the offensive line coach at Northern Arizona University. That season, Northern Arizona was one of the top offensive programs in the Football Championship Subdivision (FCS), ranking 16th in passing offense and 34th in total offense. He began his coaching career as an offensive graduate assistant at the University of Michigan for two years (2012-13) after spending the 2011 season as a strength and conditioning intern for the Wolverines.




A former left tackle at Michigan (2001-05), Stenavich finished his career earning First-Team All-Big Ten honors twice with the Wolverines (2004-05). As a senior in 2005, he was awarded the Hugh R. Rader Jr. award as Michigan's top offensive lineman. Following his collegiate career, Stenavich signed with the Carolina Panthers as an undrafted rookie free agent. He signed to the Green Bay Packers practice squad in 2006, and in 2007, Stenavich played for the Amsterdam Admirals of NFL Europa. He spent the 2008 training camp with the Dallas Cowboys and spent two seasons (2009-10) on the Houston Texans practice squad.

A native of Marshfield, WI, Stenavich earned his bachelor's degree from Michigan in history. He and his wife Katie are the parents of three children: daughters, Hadley and Maggie, and son, Tim.

STENAVICH'S BACKGROUND

YEARS	COACHING BACKGROUND	HEAD COACH
2017-present	Assistant Offensive Line, San Francisco 49ers	Kyle Shanahan
2015-16	Offensive Line, San Jose State University	Ron Caragher
2014	Offensive Line, Northern Arizona University	Jerome Souers
2012-13	Graduate Assistant, University of Michigan	Brady Hoke
2011	Strength & Conditioning Intern, University of Michigan	Brady Hoke
2008-09	*Tackle, Houston Texans	Gary Kubiak
2007	*Tackle, Amsterdam Admirals (NFLE)	Bart Andrus
2006	*Tackle, Green Bay Packers	Mike McCarthy
2001-05	*Tackle, University of Michigan	Lloyd Carr

*Player



ROBERT TURNER JR.

RUNNING BACKS

23RD NFL SEASON || 2ND WITH 49ERS

A veteran of 22 NFL seasons, Robert Turner Jr. is in his second season as the 49ers running backs coach. Turner is responsible for overseeing three of the top nine rookie rushing seasons in NFL history [Alfred Morris - 16,13 rushing yards in 2013 (3rd); Clinton Portis - 1,508 rushing yards in 2002 (7th); Mike Anderson - 1,487 rushing yards in 2000 (t-8th)].

Last season, the 49ers rushed for 1,662 yards and 15 touchdowns on 408 carries. San Francisco ranked tied for seventh in the NFL in both rushing touchdowns (15) and carries of 10-or-more yards (53). FB Kyle Juszczyk was named to the Pro Bowl for the second consecutive season and his first time as a member of the 49ers. Undrafted rookie free agent RB Matt Breida averaged 4.43 yards per carry, ranking 10th in the NFL (min. 100 attempts).

In 2016, the Falcons ranked fifth in the league in rushing yards per game (120.5) and tied for third in the NFL with 20 rushing touchdowns. RB Devonta Freeman registered 1,079 rushing yards and 13 total touchdowns, the fifth most among running backs, to earn his second consecutive Pro Bowl selection. Freeman also ranked fifth among running backs with 54 receptions for 462 yards. Part of a two-pronged attack, RB Tevin Coleman registered 520 rushing yards, 421 receiving yards and 11 total touchdowns on the year.

In 2015, Freeman earned his first All-Pro and Pro Bowl selections as he was one of seven players to eclipse the 1,000 rushing yard mark (1,056) and tied for the NFL lead with 11 rushing touchdowns. Freeman's 1,634 total yards from scrimmage ranked fifth among all players during the 2015 season.

Prior to Atlanta, Turner spent five years (2010-14) as assistant head coach and running backs coach for the Washington Redskins. In 2014, RB Alfred Morris registered his third consecutive 1,000-yard season (1,074 yards) under Turner with eight touchdowns en route to be named to the Pro Bowl for the second straight year.

In 2013, Washington ranked fifth in the NFL with 135.3 rushing yards per game and finished with 61 rushes of 10-or-more yards, the fourth most in the league. Morris finished the year ranked fourth in the NFL with 1,275 rushing yards to earn his first career Pro Bowl berth.

In 2012, Washington set a franchise record with 2,709 rushing yards, led the NFL 169.3 rushing yards per game and ranked second in yards per carry (5.22) and rushing touchdowns (22). Turner helped Morris set a franchise record with 1,613 rushing yards, as a rookie. Morris' 1,613 rushing yards were the fourth most by rookie in NFL history (Eric Dickerson - 1,808 yards in 1983; George Roberts - 1,674 yards in 1981; Ezekiel Elliot - 1,631 yards in 2016).



In 2011, Turner oversaw the development of rookie RBs Roy Helu and Evan Royster. Helu finished the year as the team's leading rusher with 640 yards, the second-highest yardage total among rookies that season. In Weeks 12-14, Helu became the first rookie running back in Washington history to post three consecutive 100-yard games. In weeks 16 and 17, Royster rushed for more than 100 yards in each game, making Helu and Royster the first rookie running back tandem in NFL history to each post consecutive 100-yard rushing games in a season.

During his first season in Washington, Turner helped develop RB Ryan Torain into a feature back as he posted career highs in attempts (164), rushing yards (742) and touchdowns (four). Under Turner, Torain ran for 172 yards against Tampa Bay in Week 14, the 10th-highest total in Redskins history.

Turner came to Washington after spending the previous 15 seasons (1995-2009) as the running backs coach of the Denver Broncos, where he was part of teams that earned two Super Bowl championships (Super Bowl XXXII and Super Bowl XXXIII), three AFC West titles (1996, 1998, 2005) and seven playoff berths (1996-98, 2000, 2003-05).

Turner worked with 2017 NFL Hall of Fame inductee RB Terrell Davis, who was named AP Most Valuable Player (1998) and AP Offensive Player of the Year (1996, 1998) while helping lead the Broncos to back-to-back Super Bowl titles. During his 7-year (1995-2001) NFL career, all under Turner's tutelage, Davis rushed for 7,607 yards and 60 touchdowns, while delivering 1,140 rushing yards and 12 touchdowns in only eight playoff games.

Davis' 97.5 rushing yards per game in the regular season is the third-highest total in league history among running backs who recorded rushing attempts in at least 75 games, while his 142.5 rushing yards per game in the postseason is the highest average in league history for running backs who had registered rushing attempts in at least five playoff games.



During his 15 seasons in Denver, the Broncos produced the most rushing yards (32,829) and the most total yards (86,523) in the NFL. Over that span, six different running backs rushed for at least 1,000 yards in a single season, including Davis (four times), Tatum Bell, Reuben Droughns, Clinton Portis (twice), Mike Anderson (twice) and Olandis Gary.

Turner helped the Broncos record 11 individual 1,000-yard rushing seasons during his tenure, a total that includes a four-year streak of having a different 1,000-yard rusher each year (2003-06). Under Turner, the Broncos ranked among the NFL's top five in rushing during 10 of his 15 seasons, with 16 different running backs posting at least one 100-yard rushing game in the regular season or playoffs.

Before his arrival in Denver, Turner was assistant head coach, offensive coordinator and running backs coach for four seasons (1991-94) at Purdue. During his tenure, the Boilermakers running game and entire offense improved each season, going from 106th in the nation in 1990 to 12th in 1994, a season in which the team rushed for a school record 36 rushing touchdowns. That year, Turner guided All-Big Ten second-team selection Mike Alstott (1,188 yards and 14 TDs), the school's first 1,000-yard rusher since 1976. In 1991, Turner coached the Big Ten Freshman of the Year RB Corey Rogers.

Prior to Purdue, Turner served as the running backs coach for two seasons (1989-90) at Ohio State University, during which time the Buckeyes went to two bowl games and had one of the most prolific running games in the Big Ten.

Turner's 1990 backfield was highlighted by Big Ten and National Freshman of the Year Robert Smith, who finished the season with 1,126 yards and eight touchdowns. In 1989, the Buckeyes led the Big Ten in rushing yards per game (241.0), total offense (418.1 yards per game) and scoring (29.5).

Before his stint at Ohio State, Turner coached the running backs at Fresno State (1983-88) and at his alma mater, Indiana State (1975-82). At Fresno State, he coached future pros RB Lavale Thomas (Packers), RB Anthony Mosley (Bears) and RB Aaron Craver (Dolphins, Broncos, Chargers, Saints).

Turner began his collegiate coaching career at Indiana State, where he spent eight years (1975-82) on staff. He began as running backs and quarterbacks coach while also working as the team's strength and conditioning coordinator in 1975. In 1976, Turner became defensive backs coach in addition to strength and conditioning coordinator for two seasons before working as the team's running backs coach and special teams coordinator for four years (1978-81). During his final year at Indiana State in 1982, he coached defensive backs and served as special teams coordinator.

During his tenure on Indiana State's coaching staff, Turner recruited and coached two All-American defensive backs in Wayne Davis (1984) and Vencie Glenn (1985), both of whom went on to be second round draft picks. He also helped ISU running back Vincent Allen post a 1,000-yard rushing season (1,022) in 1975.

Turner began his coaching career at Haworth (Kokomo, IN) High School as an assistant with the football and basketball teams from 1972-74.

A native of East Chicago, IN, Turner was an all-conference defensive back at Indiana State, where he played both football and basketball. Turner ranks tied for second in school history with 16 career interceptions, a total which includes nine in 1969, which is tied for second most in a single season in team history. He earned his bachelor's degree from Indiana State in health and physical education in 1972 before receiving his master's degree from the school in education/administration in 1976.

Turner attended East Chicago Washington High School, where he played four sports (football, basketball, baseball and track). In 1993 he was inducted into the Indiana High School Basketball Hall of Fame Silver Anniversary Team and was selected to the East Chicago Sports Hall of Fame in 1999.

Turner and his wife, Kimberly, have three daughters: Nacole, Krishana and Kiaana.

TURNER JR.'S BACKGROUND

YEARS	COACHING BACKGROUND	HEAD COACH
2017-current	Running Backs, San Francisco 49ers	Kyle Shanahan
2015-16	Running Backs, Atlanta Falcons	Dan Quinn
2010-13	Assistant Head Coach/Running Backs, Washington Redskins	Mike Shanahan
1995-2009	Running Backs, Denver Broncos	Josh McDaniels/Mike Shanahan
1991-94	Assistant Head Coach/Offensive Coordinator/Running Backs, Purdue University	Jim Colletto
1989-90	Running Backs, Ohio State University	John Cooper
1983-88	Running Backs, Fresno State	Jim Sweeney
1982	Defensive Backs/Special Teams Coordinator, Indiana State University	Dennis Raetz
1979-81	Running Backs/Special Teams Coordinator, Indiana State University	Dennis Raetz/Dick Jamieson
1978	Running Backs, Indiana State University	Dick Jamieson
1976-77	Defensive Backs/Strength & Conditioning Coordinator, Indiana State University	Tom Harp
1975	Running Backs/Quarterbacks/Strength & Conditioning Coordinator, Indiana State University	Tom Harp
1972-74	Assistant Coach, Haworth (Kokomo, IN) HS	John Bingaman
1968-71	*Defensive Back, Indiana State	Jerry Huntsman

* Player



JEFF ZGONINA

DEFENSIVE LINE

21ST NFL SEASON (17 PLAYING / 4 COACHING) || 2ND WITH 49ERS

Jeff Zgonina (ska-KNEE-na) is in his fourth season in the NFL and second as the 49ers defensive line coach.

In 2017, Zgonina guided the 49ers defensive line as they improved throughout the season. Over the final eight weeks of the season, the 49ers defense ranked fifth in the NFL, allowing 91.4 rushing yards per game, while also allowing an average of 3.62 yards per carry, ranking tied for fourth in the league. DL DeForest Buckner led the defensive line with 61 tackles and tied for the most sacks among defensive linemen (3.0) with rookie DL Solomon Thomas.

With the Giants, Zgonina worked with a defensive unit that ranked second in the NFL, allowing 17.8 points per game. That unit also finished tied for third in opponent rushing yards per game (88.6). After signing with the Giants as a free agent, DE Olivier Vernon led the team with 8.5 sacks while NT Damon Harrison registered career highs in sacks (2.5) and tackles (86) while working with Zgonina and defensive line coach Patrick Graham.

Zgonina previously served as assistant defensive line coach with the Houston Texans for one season (2013). In Houston, he worked with DE J.J. Watt, who led the team with 10.5 sacks and was named All-Pro for the second time in his career.

A seventh-round draft choice (185th overall) of the Pittsburgh Steelers in the 1993 NFL Draft, Zgonina played in 219 games (67 starts) and registered 448 tackles, 26 sacks, and 13 fumble recoveries, 11 passes defended, three forced fumbles and one interception. The former defensive tackle played for the Steelers (1993-94), Carolina Panthers (1995), Atlanta Falcons (1996), St. Louis Rams (1997, 1999-2002), Indianapolis Colts (1998), Miami Dolphins (2003-06) and Houston Texans (2007-09) throughout his 17 NFL seasons.



Throughout his career, Zgonina played in nine career postseason games including an appearance in the Rams 23-16 victory over the Tennessee Titans in Super Bowl XXXIV where he registered three tackles. Zgonina played collegiately at Purdue University (1989-92) where he was named Big Ten Defensive Player of the Year as a senior.

Zgonina and his wife, Cammie, have two children: daughter, Bailey, and son, Carter.

ZGONINA'S BACKGROUND

YEARS	COACHING BACKGROUND	HEAD COACH
2017-current	Defensive Line, San Francisco 49ers	Kyle Shanahan
2016	Assistant Defensive Line, New York Giants	Ben McAdoo
2013	Assistant Defensive Line, Houston Texans	Wade Phillips/Gary Kubiak
2007-09	*Defensive Tackle, Houston Texans	Gary Kubiak
2003-06	*Defensive Tackle, Miami Dolphins	Nick Saban/Jim Bates/ Dave Wannstedt
1999-2002	*Defensive Tackle, St. Louis Rams	Mike Martz/Dick Vermeil
1998	*Defensive Tackle, Indianapolis Colts	Jim Mora
1997	*Defensive Tackle, St. Louis Rams	Dick Vermeil
1996	*Defensive Tackle, Atlanta Falcons	June Jones
1995	*Defensive Tackle, Carolina Panthers	Dom Capers
1993-94	*Defensive Tackle, Pittsburgh Steelers	Bill Cowher
1989-92	*Defensive Tackle, Purdue University	Jim Colletto/Fred Akers

* Player



NICK KRAY

ADMINISTRATIVE ASSISTANT TO THE HEAD COACH

2ND NFL SEASON || 2ND WITH 49ERS

Nick Kray is in his second season with the 49ers as the team's administrative assistant to the head coach.

Kray joined San Francisco after serving as the assistant director of football operations at North Carolina State University for two seasons (2015-16). Prior to his time at NC State, Kray was director of football operations and player development at Ball State University in 2014.

Kray has also spent time as director of football operations at Yale University (2012-13), as an offensive and special teams assistant at Villanova (2010-11) and as the defensive ends and defensive quality control coach at Eastern Illinois (2008-09).

A native of Glendale Heights, IL, Kray played collegiately as a defensive lineman at Eastern Illinois University where he was a member of two Ohio Valley Conference championship squads and three Football Championship Subdivision playoff teams while serving as a team captain in 2006 and 2007.



PATRICK HAGEDORN

ASSISTANT TO THE COACHING STAFF

2ND NFL SEASON || 2ND WITH 49ERS

Patrick Hagedorn enters his second season with the 49ers as the team's assistant to the coaching staff.

Hagedorn joined San Francisco after serving as the director of football operations at Elon University for two seasons (2015-16). Prior to his time at Elon, he was the graduate assistant for operations and recruiting at Ball State University.

Hagedorn also worked as an undergraduate student football manager while attending Ball State (2012-2013).

A native of Tell City, IN, Hagedorn graduated from Ball State with a degree in sport administration.



RAY WRIGHT

HEAD STRENGTH & CONDITIONING

18TH NFL SEASON || 2ND WITH 49ERS

Ray Wright is in his second season with the 49ers as the team's head strength & conditioning coach. He joined the 49ers having spent five seasons (2010-14) with the Washington Redskins and one season with the Houston Texans (2009) as head strength & conditioning coach. Wright oversees all facets of the team's offseason workout program, which extends through training camp and the entire season.

Wright joined Washington after eight seasons with the Houston Texans. Prior to being named Houston's head strength and conditioning coach in 2009, he served seven seasons (2002-08) as the team's assistant strength and conditioning coach.

Before his time in Houston, Wright spent one season as the assistant strength and conditioning coach at the University of Maryland in 2001. At Maryland, the Terrapins football team won the ACC as the team earned a trip to the Orange Bowl.

Wright has a background in personnel, having spent the early part of 2001 as a college and pro personnel assistant with the Chicago Bears. In addition, he spent the 2000 season as the recruiting coordinator at Cornell University. In 1997, Wright entered the NFL with the Redskins as a scouting intern, was promoted to college/pro scouting administrator in 1998 and was later named director of player programs in 1999.



Certified by both the National Strength and Conditioning Association and the American College of Sports Medicine, Wright played football at Duke University from 1990-95 before working as a personal trainer for one year in Durham, NC. He is married to his wife, Angela.



MARQUIS JOHNSON

ASSISTANT STRENGTH & CONDITIONING

2ND NFL SEASON || 2ND WITH 49ERS

Marquis Johnson is in his second season with the 49ers as a strength & conditioning assistant. He joined the 49ers after serving as an assistant strength coach at the University of Tennessee in 2016.

Johnson joined Tennessee's athletic department after stops as the head strength coach at Memorial (Port Arthur, TX) High School (2014-16), West Brook (Beaumont, TX) High School (2012-14) and Galena Park (TX) High School (2010-12). In addition to his strength & conditioning duties, Johnson worked with defensive backs, defensive linemen and outside linebackers in football as well as the school's powerlifting programs.

Before his time in the high school ranks, Johnson spent three years (2008-10) at Eastern Michigan University where he began as a graduate assistant and later moved to the school's interim head strength & conditioning coach. In addition to football at EMU, Johnson worked with school's men's and women's basketball teams, golf, tennis and soccer teams. While at Eastern Michigan, he earned his master's degree in administration.



A native of Houston, TX, Johnson played collegiately at Prairie View A&M University (2004-08) where he began as a tight end before moving to defensive end. He received his bachelor's degree in human performance from Prairie View A&M.



DUSTIN PERRY

ASSISTANT STRENGTH & CONDITIONING

2ND NFL SEASON || 2ND WITH 49ERS

Dustin Perry is in his second season with the 49ers as an assistant strength & conditioning coach after spending four seasons (2012-16) as an assistant strength & conditioning coach at the University of Minnesota.

During his time at Minnesota, Perry developed offseason and in-season programs for the wide receivers and running backs, integrated position specific programs and oversaw the education of players seeking advice on supplementation.

Perry initially joined the Golden Gophers in 2010, where he spent two seasons as a football strength & conditioning intern and graduate assistant. As a GA, he assisted the head & strength conditioning coach in program design and aided all athletes, specifically freshman, in the execution of proper sprinting and lifting techniques.

During the summer of 2010, Perry served as the head strength & conditioning coach at Josh Heupel's 14 Foundation Day of Champions, where he coached high school students in strength and conditioning techniques specific to football performance.

Perry began his professional career in athletic performance at Marcellus (MI) Public High School, where he spent two years (2007-09) as strength & conditioning coach.



Perry graduated from Western Michigan University in 2009 with a bachelor of science in physical education and a minor in health education. He later earned his master's degree in applied kinesiology with a minor in sport and exercise science at the University of Minnesota in 2014. Perry is a certified strength & conditioning specialist by the National Strength and Conditioning Association.

A native of Marcellus, MN, Perry is married to his wife, Adrienne.



SAN FRANCISCO 49ERS PRONUNCIATION GUIDE

PLAYERS	PRONUNCIATION	PLAYERS	PRONUNCIATION	COACHES	PRONUNCIATION
C.J. Beathard	BETH–urd	Robbie Gould	GOLD	Robert Saleh	SAH–luh
Kendrick Bourne	BORN	Kyle Juszczyk	YOOZ–check	Jeff Zgonina	ska–KNEE–nuh
Matt Breida	BREE–duh	Raheem Mostert	MOZE–tert		
DeForest Buckner	duh–FORE–ist	Mark Nzeocha	neh–ZAH–chuh		
Garrett Celek	SELL–ick	Bradley Pinion	PIN–yunn		
Antone Exum Jr.	ANN–tone	Joe Staley	STAY–lee		
Pierre Garçon	gar–SAUN	Jaquiski Tartt	juh–KWAH–skee		
Jimmy Garoppolo	guh–ROP–uh–low	K'Waun Williams	KAY–wahn		
Garry Gilliam	GILL–yum	Ahkello Witherspoon	ah–KELL–oh		



ALL-TIME COACHES

ALBERT, Frank C., (Frankie) – (Stanford)

Head Coach – 1956–58

Assistant/Backfield Tutor – 1955

ALSMAN, Ed – (Washington)

Special Teams – 1976–77

ANDERSON, Roy – (Howard)

Assistant Defensive Backs – 2016

ATKINS, Bill – (Auburn)

Defensive Secondary – 1976

ATTAWAY, Jerry – (Sacramento State)

Physical Development Coordinator – 1983–2004

AZZINARO, Jerry – (American International)

Defensive Line – 2016

BANASZEK, Cas – (Northwestern)

Assistant Offensive Line – 1981

BARNES, Michael – (New York–Cortland)

Strength Development – 1994–2000

BARRY, Joe – (Southern California)

Defensive Quality Control – 2000

BATTA, Tom – (Kent State)

Tight Ends – 1999–2002

BEAKE, Chris – (Air Force)

Offensive Assistant – 2010

Offensive Assistant – 2003

Defensive Assistant – 2000–02

Defensive Quality Control – 1999

BEARD, Ed – (Tennessee)

Linebackers – 1974–77

Special Teams/Asst. Linebackers – 1973

BENGSTON, Phil – (Minnesota)

Defensive Coach – 1951–58

BENTON, John – (Colorado State)

Offensive Line – 2017–Current

BIBLE, Dana – (Cincinnati)

Senior Analyst – 2016

BICKNELL, Bob – (Boston College)

Wide Receivers – 2016

BOARD, Dwaine – (North Carolina A&T)

Defensive Line – 1994–2002

Defensive Line Asst. – 1990–93

BOLDIN, D.J. – (Wake Forest)

Offensive Assistant – 2014–15

BOWDEN, Joe – (Oklahoma)

Inside Linebackers – 2016

BROOKS, Rich – (Oregon State)

Special Teams/Defensive Backs – 1974–75

BROWN, Greg – (UTEP)

Defensive Backs – 1999

BROWN, Ray – (Arkansas State)

Assistant Offensive Line – 2010

BROWN, Scott – (Adams State)

Defensive Line – 2015

BULLOCKS, Daniel – (Nebraska)

Assistant Defensive Backs – 2017–Current

CARLISLE, Duane – (Maryland)

Strength & Conditioning – 2008–10

Asst. Strength & Conditioning – 2005–07

CARR, Jimmy – (Morris Harvey)

Defensive Backs – 1978

CARROLL, Pete – (Pacific)

Defensive Coordinator – 1995–96

CAVANAUGH, Matt – (Pittsburgh)

Quarterbacks – 1996

CHRISTIAN, Jamie – (Central Washington)

Defensive Quality Control – 2003–04

CHRISTIANSEN, Jack – (Colorado State)

Head Coach – 1963–67

Defensive Backs – 1959–63

CHRISTIANSON, Michael – (Western Oregon)

Offensive Ast./Coord. Football Technology – 2012

Coord. Football Information/Quality Control – 2011

CHRISTOFF, A. J. – (Idaho)

Secondary – 2005

CHRYST, GEEP – (Princeton)

Offensive Coordinator – 2015

Quarterbacks – 2011–14

CIGNETTI, Frank – (Indiana University (PA))

Quarterbacks – 2007

CLARK, Monte – (Southern California)

Head Coach – 1976

CLAY, Michael – (Oregon)

Assistant Special Teams – 2018–Current

Assistant Strength & Conditioning – 2017

Assistant Special Teams – 2016

COLCHICO, Dan – (San Jose State)

Assistant Coach – 1967

COSLET, Bruce – (Pacific)

Tight Ends – 1980

COZZETTO, Dan – (Idaho)

Tight Ends – 2004

CURRY, Ronald – (North Carolina)

Wide Receivers – 2015

Offensive Assistant – 2013–14

DAHLEN, Neal – (San Jose State)

Coaching Administrator – 1979–95

DAVID, Jim – (Colorado State)

Defensive Backs – 1964–66

DAVIS, Billy – (Cincinnati)

Defensive Coordinator – 2005–06

DAVIS, Reggie – (Washington)

Offensive Line – 2014

Tight Ends – 2011–13

DAY, Ryan – (New Hampshire)

Quarterbacks – 2016

DAY, Shane – (Kansas State)

Quality Control – 2007–09

DEHAVEN, Bruce – (Southwestern College)

Special Teams – 2000–02

DONATELL, Ed – (Glenville State)

Secondary – 2011–14

DREVNO, Tim – (Cal State Fullerton)

Offensive Line – 2011–13

DUNCAN, Mark – (Denver)

Defensive Backs – 1955–62

EMANUEL, Gary – (Plymouth State)

Defensive Line – 2005–06

EMBREE, Jon – (Colorado)

Assistant Head Coach/Tight Ends – 2017–Current

EMBREE, Taylor – (UCLA)

Offensive Quality Control – 2017–Current

ENGRAM, Bobby – (Penn State)

Offensive Assistant – 2011

ENRIGHT, Dick – (Southern California)

Offensive Line – 1976

ERBER, Lew – (Montana State)

Blocking/Kicking – 1975

ERDELATZ, Eddie – (St. Mary's)

Assistant – 1948–49

ERICKSON, Dennis – (Montana State)

Head Coach – 2003–04

EVEREST, Al – (Southern Methodist)

Special Teams Coordinator – 2007–09

EVERO, Ejiro – (UC–Davis)

Defensive Assistant – 2014–15

Offensive Assistant – 2012–13

Quality Control – 2011

FANGIO, Vic – (East Stroudsburg)

Defensive Coordinator – 2011–14

FIPP, Dave – (Arizona)

Assistant Special Teams – 2008–10

FISHER, Jeff – (Southern California)

Defensive Backs – 1992–93

FLAHERTY, Pat – (East Stroudsburg)

Offensive Line – 2016

FLOWERS, Richmond – (Duke)

Offensive Assistant – 2014

FOERSTER, Chris – (Colorado State)

Offensive Line – 2015

Offensive Line – 2008–09

FRANKLIN, Aubrayo – (Tennessee)

Defensive Assistant – 2015

FRANKLIN, Chet – (Utah)

Defensive Backs – 1974

Special Teams – 1971–73

GANSZ, Frank – (Navy)

Special Teams – 1978

GASE, Adam – (Michigan State)

Offensive Assistant – 2008

GERHART, Doug – (Occidental)

Quarterbacks/Running Backs – 1977

Quarterbacks/Receivers – 1976

GIDDINGS, Mike – (California)

Linebackers – 1968–73

GREEN, Dennis – (Iowa)

Receivers – 1986–88

Receivers/Special Teams – 1979

GRUDEN, Jon – (Dayton)

Offensive Quality Control – 1990

HACKETT, Paul – (UC Davis)

Quarterbacks/Receivers – 1983–85

HAFLEY, Jeff – (Siena)

Defensive Backs – 2016–Current

HAMILTON, Pep – (Howard)

Offensive Assistant/Quarterbacks coach – 2006

HANSEN, Peter – (Arizona)

Defensive Assistant/Outside Linebackers – 2013

Defensive Assistant/Quality Control – 2011–12

HARBAUGH, Jim – (Michigan)

Head Coach – 2011–14

HARRIS, Al – (Arizona State)

Pass Rush Specialist – 2009–10

HARRIS, Bishop – (North Carolina College)

Running Backs – 2005–07

HART, Tommy – (Morris Brown)

Defensive Assistant – 1983–1991

HECKER, Norb – (Baldwin–Wallace)

Linebackers – 1980–86

Defensive Backs – 1979

HEINRICH, Don – (Washington)

Quarterbacks/Receivers – 1974–75

Defensive Secondary – 1971–73

HENRY, Adam – (McNeese State)

Wide Receivers – 2015

HICKEY, W., Howard “Red” – (Arkansas)

Head Coach – 1959–63

Offensive Backs/Ends – 1955–58

HIGHTOWER, Richard – (Texas)

Special Teams Coordinator – 2017–Current

Assistant Special Teams – 2015

HILL, Jaime – (San Francisco State)

Defensive Quality Control – 1997–98

HOENER, Pete – (Bradley)

Tight Ends – 2005–10



ALL-TIME COACHES

HOLLAND, Johnny – (Texas A&M)

Run Game Specialist/Outside Linebackers – 2018–Current
Linebackers – 2017

HOLLWAY, Bob – (Michigan)

Defensive Line – 1975

HOLMGREN, Mike – (Southern California)

Offensive Coordinator/Quarterbacks – 1989–91
Quarterbacks – 1986–88

HOLMOE, Tom – (Brigham Young)

Defensive Backs – 1994–95

HOLOVAK, Mike – (Boston College)

Offensive Backfield – 1969

HOSTLER, Jim – (Indiana, PA)

Quarterbacks – 2005–06

Offensive Coordinator – 2007

HUGHES, Ed – (Tulsa)

Chief of Offense/Backs – 1968–70

JACKSON, Carl – (Prairie View A&M)

Running Backs – 1992–96

JACKSON, Greg – (Louisiana State)

Assistant Secondary – 2011–14

JACKSON, Milt – (Tulsa)

Special Teams/Wide Receivers – 1980–82

JOHNSON, Bill – (Tyler JC)

Chief of Offense – 1955–67

JOHNSON, Brian – (Louisiana State)

Strength & Conditioning Assistant – 2015–16

JOHNSON, Marquis – (Prairie View A&M)

Assistant Strength & Conditioning – 2017–Current

JOHNSON, Mike – (Akron)

Offensive Coordinator – 2010

Quarterbacks – 2009–10

JOHNSON, Taylor – (UC–Davis)

Strength & Conditioning Assistant – 2015–16

JONES, Terrell – (San Jose State)

Strength Development Coordinator – 2000–04

JOSEPH, Vance – (Colorado)

Secondary Assistant – 2005–10

KELLY, Chip – (New Hampshire)

Head Coach – 2016

KIFFIN, Chris – (Colorado State)

Pass Rush Specialist – 2018–Current

KIRKSEY, Larry – (Eastern Kentucky)

Receivers – 1994–99

KNAPP, Greg – (Sacramento State)

Offensive Coordinator – 2001–03

Quarterbacks – 1998–2000

Offensive Quality Control – 1995–97

KUBIAK, Gary – (Texas A&M)

Quarterbacks – 1994

KWAN, Stan – (San Diego State)

Assistant Special Teams – 2017–Current

LaFLEUR, Mike – (Elmhurst)

Wide Receivers/Passing Game Coordinator – 2018–Current

Wide Receivers/Passing Game Specialist – 2017

LAPPANO, Tim – (Idaho)

Running Backs – 2003–04

LAVAN, Al – (Colorado State)

Running Backs – 1989–90

LAWSON, Jim – (Stanford)

Assistant – 1946–54

LEAVITT, Jim – (Missouri)

Linebackers – 2011–14

LEGGETT, Earl – (Louisiana State)

Defensive Line – 1978

LEWIS, Sherman – (Michigan State)

Receivers – 1989–91

Running Backs – 1983–88

LEWIS, Tim – (Pittsburgh)

Secondary – 2015

LITTLE, Steve – (Iowa State)

Physical Development Asst. – 1993

LOGAN, Steve – (Tulsa)

Quarterbacks – 2015

LOMBARDI, Mick – (Fordham)

Offensive Quality Control – 2016

Defensive Assistant – 2015

Offensive Assistant – 2014

LOWRY, Alan – (Texas)

Special Teams – 1992–95

LUKABU, Tem – (Colgate)

Defensive Quality Control – 2016–17

LYNN, Johnnie – (UCLA)

Special Asst. to Head Coach/Secondary – 2009–10

Secondary – 2006–08

Defensive Backs – 1996

LYNN, Ron – (Mount Union)

Secondary – 2004

MAC DUFF, Larry – (Oklahoma)

Special Teams Coordinator – 2003–06

MANGINI, Eric – (Wesleyan)

Defensive Coordinator – 2015

Tight Ends – 2014

Senior Offensive Consultant – 2013

MANUSKY, Greg (Colgate)

Defensive Coordinator – 2007–10

MARIUCCI, Steve – (Northern Michigan)

Head Coach – 1997–02

MARSHALL, John – (Washington State)

Defensive Coordinator – 1997–98

Linebackers – 1994–96

Defensive Line – 1989–93

MARTZ, Mike – (Fresno State)

Offensive Coordinator – 2008

MATTHEWS, Billie – (Southern)

Running Backs – 1979–82

MAXIE, Brett – (Texas Southern)

Secondary – 2002–03

Assistant Secondary – 2000–01

Defensive Assistant – 1999

McADOO, Ben – (Indiana, PA)

Assistant Offensive Line/Quality Control – 2005

McCARTHY, Mike – (Baker)

Offensive Coordinator – 2005

McCARTNEY, T.C. – (Louisiana State)

Offensive Assistant – 2017–Current

Offensive Assistant – 2015

McCULLEY, Pete – (Louisiana Tech)

Head Coach – 1978

McDANIEL, Mike – (Yale)

Run Game Coordinator – 2018–Current

Run Game Specialist – 2017

McGAUGHEY, JR., Thomas – (Houston)

Special Teams Coordinator – 2015

McKITTRICK, Bobb – (Oregon State)

Offensive Line – 1979–99

McMACKIN, Greg – (Southern Oregon)

Associate Head Coach/Linebackers – 2003–04

McPHERSON, Bill – (Santa Clara)

Linebackers/Defensive Line/

Defensive Coordinator/Asst. Head

Coach/Defensive Asst. – 1979–98

MEYER, Ken – (Denison)

Head Coach – 1977

Offensive Backfield – 1968

MICHAEL, Jason – (Western Kentucky)

Quarterbacks – 2010

Offensive Assistant – 2009–10

MILLER, Burnie – (Wofford)

Defensive Backs – 1970

MODKINS, Curtis – (Texas Christian)

Offensive Coordinator – 2016

MORA, Jim – (Washington)

Defensive Coordinator – 1999–2003

Defensive Backs – 1997–98

MORNHINWEG, Marty – (Montana)

Offensive Coordinator – Quarterbacks – 1997–98

MORRIS, Pat – (Southern California)

Offensive Line – 1999–03

Tight Ends/Assistant Offensive Line – 1997–98

MORTON, John – (Western Michigan)

Wide Receivers – 2011–14

MUDD, Howard – (Hillsdale)

Offensive Line – 1977

MYERS, Jack – (UCLA)

Assistant – 1963

NATHAN, Tony – (Alabama)

Running Backs – 2008

NIXON, Jeff – (Penn State)

Tight Ends – 2016

NOLAN, Dick – (Maryland)

Head Coach – 1968–75

NOLAN, Mike – (Oregon)

Head Coach – 2005–08

NORI, Mark (Boston College)

Offensive Assistant/Offensive Line – 2007

O'CONNELL, Kevin – (San Diego State)

Special Projects – 2016

O'CONNOR, Fred – (East Stroudsburg State)

Head Coach (final seven games) – 1978

Offensive Coordinator – 1978

O'NEIL, Jim – (Towson)

Defensive Coordinator – 2016

OGHOBAASE, Vince – (Duke)

Assistant Defensive Line – 2016–17

OLSON, Greg – (Central Washington)

Quarterbacks – 2001

OLSON, Rich – (Washington State)

Quarterbacks – 2004

PARIANI, Brian – (UCLA)

Offensive Coaches Assistant – 1992–94

PARKER, Johnny – (Mississippi)

Strength and Conditioning – 2005–07

PELINI, Mark (Bo) – (Ohio State)

Defensive Assistant – 1994–96

PENDERGAST, Clancy – (Arizona)

Linebackers – 2015

PERRY, Dustin – (Western Michigan)

Assistant Strength & Conditioning – 2017–Current

PERRY, Joe – (Compton JC)

Kicking/Game Scout – 1968–69

PETERS, Floyd – (San Francisco State)

Defensive Line – 1976–77

QUINN, Dan – (Salisbury State)

Defensive Line – 2003–04

Defensive Quality Control – 2001–02

RADAKOVICH, Dan – (Penn State)

Defensive Coordinator/Linebackers – 1978

RATHMAN, Tom – (Nebraska)

Running Backs – 2009–16

Running Backs – 1997–2002

Running Backs/Tight Ends Asst. – 1996



ALL-TIME COACHES

RAYE, Jimmy – (Michigan State)

Offensive Coordinator – 2009–10
Receivers – 1977

REESE, Floyd – (UCLA)

Strength & Conditioning – 1978

RHODES, Ray – (Tulsa)

Defensive Coordinator – 1994
Defensive Backs – 1983–91
Asst. Defensive Backs – 1981–82

ROBINSON, Willy – (Fresno State)

Defensive Coordinator – 2004

RODGERS, Jeff – (North Texas)

Special Teams Assistant – 2003–07

ROMAN, Greg – (John Carroll)

Offensive Coordinator – 2011–14

RUFFO, Al – (Santa Clara)

Assistant Coach – 1946–47

RYANS, DeMeco – (Alabama)

Inside Linebackers – 2018–Current

Defensive Quality Control – 2017

SALEH, Robert – (Northern Michigan)

Defensive Coordinator – 2017–Current

SCANGARELLO, Rich – (Sacramento State)

Quarterbacks – 2017–Current

SCHMIDT, Kurt – (Wisconsin–Lacrosse)

Strength, Conditioning & Nutrition Asst. – 2013–16

SCHOLZ, Dave – (Wisconsin–Milwaukee)

Strength, Nutrition & Conditioning Asst. – 2012

SCHOTTHENHEIMER, Kurt – (Miami)

Special Teams Coordinator – 2010

SCOLA, Joe – (Dartmouth)

Offensive Assistant – 2015

SCOVIL, Doug – (Pacific)

Offensive Backs – 1971–75

Special Teams – 1970

SEELY, Brad – (South Dakota State)

Asst. HC/Special Teams Coordinator – 2011–14

SEIFERT, George – (Utah)

Head Coach – 1989–96

Defensive Coordinator – 1983–88

Secondary – 1980–82

SHANAHAN, Kyle – (Texas)

Head Coach – 2017–Current

SHANAHAN, Mike – (Eastern Illinois)

Offensive Coordinator/Quarterbacks – 1992–94

SHAW, Bob – (Ohio State)

Assistant Coach – 1959

SHAW, Lawrence “Buck” – (Notre Dame)

Head Coach – 1946–54

SHERMAN, Ray – (Fresno State)

Receivers – 1992–93

Running Backs – 1991

SHOFNER, Jim – (Texas Christian)

Defensive Backs – 1977

Receivers/Quarterbacks – 1970–73

Defensive Backs – 1967–69

SIMMONS, Al – (Cal State–Hayward)

Secondary – 2004

Assistant Secondary – 2003

SINGLETARY, Mike – (Baylor)

Head Coach – 2009–10

Assistant Head Coach/Linebackers – 2005–08

SINGLETARY, Vantz – (Kansas State)

Inside Linebackers – 2009–10

SLOWIK, Bobby – (Michigan Tech)

Defensive Quality Control – 2017–Current

SMITH, Gregg – (Idaho)

Assistant Head Coach/Offensive Line – 2004

Assistant Head Coach/Tight Ends – 2003

SMITH, Richard – (Fresno State)

Linebackers – 1997–02

SMITH, Tracy – (Louisiana State)

Special Teams Assistant – 2012–14

SOLARI, Mike – (San Diego State)

Offensive Line – 2010–2014

Tight Ends/Asst. Offensive Line – 1992–96

SOWERS, Katie – (Central Missouri)

Offensive Assistant – 2018–Current

Seasonal Offensive Assistant – 2017

SPARANO, Tony – (New Haven)

Tight Ends – 2015

SPAVITAL, Jim – (Oklahoma State)

Running Backs – 1976

STANFEL, Dick – (San Francisco)

Offensive Coordinator/Offensive Line – 1971–75

STECKEL, Les – (Kansas)

Receivers – 1978

STENAVICH, Adam – (Michigan)

Assistant Offensive Line – 2017–Current

STEWART, George – (Arkansas)

Receivers – 2000–02

Special Teams Coordinator – 1996–99

STILES, Lynn – (Utah)

Special Teams/TEs/Offensive Line Asst. – 1987–91

STRADER, Norman P., “Red” – (St. Mary’s)

Head Coach – 1955

Asst. Coach/Chief Scout – 1952

STUDLEY, Chuck – (Illinois)

Defensive Coordinator – 1979–82

SUGARMAN, Andy – (California)

Offensive Assistant – 2000–02

Offensive Quality Control – 1998–99

SULLIVAN, Jerry – (Florida State)

Wide Receivers/Senior Assistant – 2005–10

SWARTZ, Scott – (San Jose State)

Offensive Quality Control – 2004

SWINTON II, Derius – (Hampton)

Special Teams Coordinator – 2016

TALLEY, Robert – (Boston University)

Special Assistant to the Head Coach – 2005–2006

TARVER, Jason – (Santa Clara)

Senior Defensive Assistant – 2017

Outside Linebackers – 2016

Senior Defensive Assistant/Linebackers – 2015

Outside Linebackers – 2009–10

Defensive Asst./Outside Linebackers – 2005–08

Assistant Running Backs/Offensive Assistant – 2004

Offensive Quality Control – 2001–03

TAYLOR, Chuck – (Stanford)

Assistant Coach – 1950

TITTLE, Y.A. – (Louisiana State)

Offensive Consultant – 1965–69

TOLBERT, Kevin – (Navy)

Assistant Strength and Conditioning – 2011–14

TOLLNER, Ted – (Cal Poly SLO)

Quarterbacks/Assistant to Head Coach – 2008

Offensive Assistant – 2007

Offensive Coordinator – 2004

Quarterbacks – 2002–03

TOMEY, Dick – (DePauw)

Defensive Assistant – 2003

TOMSULA, Jim (Catawba)

Head Coach – 2015

Defensive Line – 2007–14

Interim Head Coach – 2010

TRESTMAN, Marc – (Minnesota)

Offensive Coordinator – 1995–96

TURNER, Norv – (Oregon)

Offensive Coordinator – 2006

TURNER, JR., Robert – (Indiana State)

Running Backs – 2017–Current

UYEYAMA, Mark – (Utah)

Director of Human Performance – 2015–16

Head Strength & Conditioning – 2011–14

Asst. Strength & Conditioning – 2008–10

VERMEIL, Al – (Utah State)

Strength & Conditioning – 1979–82

VETRANO, Joe – (Southern Mississippi)

Assistant Coach/Chief Scout – 1953–56

VON APPEN, Fred – (Linfield)

Defensive Line – 1987–88

Special Teams/Asst. Offensive Line/TE – 1983–86

VORIS, Dick – (San Jose State)

Assistant Coach – 1963–67

WALSH, Bill – (San Jose State)

Asst. to Coaching Staff – 1996

Head Coach – 1979–88

WARHOP, George – (Cincinnati)

Offensive Line – 2005–09

WHITE, Mike – (California)

Administrative Asst./Offensive Line – 1978–79

WILSON, Billy – (San Jose State)

Offensive End Coach – 1964–67

Assistant Coach – 1961–62

WIGGIN, Paul – (Stanford)

Defensive Coordinator/Line – 1974

Defensive Line – 1968–73

WOLFORD, Eric – (Kansas State)

Assistant Offensive Line – 2015–16

WRIGHT, Eric – (Missouri)

Defensive Backs Assistant – 1991–93

WRIGHT, Ray – (Duke)

Head Strength & Conditioning – 2017–Current

WULFF, PAUL – (Washington State)

Senior Offensive Assistant – 2012–13

WYCHE, Sam – (Furman)

Quarterbacks – 1979–82

YARBER, Eric – (Idaho)

Wide Receivers – 2003–04

YOUNG, David – (Idaho)

Strength & Conditioning Assistant – 2015–16

ZEMAN, Bob – (Wisconsin)

Linebackers – 1989–93

ZGONINA, Jeff – (Purdue)

Defensive Line – 2017–Current

ZWAHLEN, Ernie – (Oregon State)

Offensive Line – 1968–70



ADAM PETERS

VICE PRESIDENT OF PLAYER PERSONNEL

16TH NFL SEASON || 2ND WITH 49ERS

Adam Peters is in his 16th season in the NFL and second as vice president of player personnel for the 49ers. He joined the 49ers after spending the previous eight seasons (2009-16) with the Denver Broncos.

In 2016, Peters was named the Broncos director of college scouting after spending two seasons as the team's assistant director of college scouting (2014-15). Peters spent three years as a national scout (2011-13) after originally joining the Broncos as a regional scout in 2009.

As a member of Denver's personnel department, Peters helped the team acquire 27 players through the draft and college free agency that were vital members of the Super Bowl 50 championship roster.

Peters joined the Broncos after spending six years (2003-08) with the New England Patriots. In his first two seasons with the Patriots as a scouting assistant, he was a part of two Super Bowl championship teams (XXXVIII in 2003 and XXXIX in 2004). In 2005, Peters handled pro scouting duties for the team before serving as an area scout in his final three seasons (2006-08) with the Patriots.

Prior to the NFL, Peters spent one season (2002) as a football operations graduate assistant at UCLA after playing defensive end for the Bruins from 1999-2001. He transferred to UCLA from West Valley Junior College (Saratoga, CA), where he played tight end for two seasons (1997-98) and earned all-conference honors.

A native of Cupertino, CA, Peters attended Monta Vista High School where he was a two-sport standout in football and baseball during his prep career.



MARTIN MAYHEW

SENIOR PERSONNEL EXECUTIVE

29TH NFL SEASON (9 PLAYING / 20 FRONT OFFICE) || 2ND WITH 49ERS

Martin Mayhew is in his second season as the 49ers senior personnel executive. He joined the 49ers after spending the 2016 season as the director of football operations/special projects with the New York Giants. In his role with the Giants, he worked all aspects of the salary cap, CBA compliance and player contract negotiations.

Prior to his time in New York, Mayhew spent 15 years (2001-15) in the Detroit Lions organization, including the final seven as the team's general manager. Taking over as general manager following the team's winless season in 2008, he aided Detroit's ascent to a 10-win season in 2011. Mayhew was responsible for the draft selections of Pro Bowlers QB Matthew Stafford and DE Ezekiel Ansah, as well as 2010 AP Defensive Rookie of the Year DT Ndamukong Suh, who was selected to four Pro Bowls as a member of the Lions. He was also responsible for signing WR Golden Tate and S Glover Quin in free agency, both of whom went on to earn Pro Bowl honors in Detroit.

In 2015, Detroit had five players selected to the Pro Bowl for the first time since 2000 (WR Calvin Johnson, Tate, Stafford, Suh & Quin). The previous year, Mayhew constructed a Lions team that won 11 games for the fourth time in franchise history. That year, Detroit finished second in total defense and third in points allowed, led by their top-ranked rush defense that allowed just 69.3 yards per game, which stands as the ninth fewest rushing yards allowed per game in NFL history.

Mayhew first joined the Lions organization in 2001 as the senior director of football administration/staff counsel. In 2003, he was promoted to senior vice president of football administration/staff counsel and was appointed senior vice president and assistant general manager in 2004. In 2008, Mayhew was promoted to general manager.

Originally a 10th round selection (262nd overall) by the Buffalo Bills in the 1988 NFL Draft, Mayhew played nine seasons in the NFL. During his career with Buffalo (1988), Washington (1989-92) and Tampa Bay (1993-96), he appeared in 118 games (107 starts) and registered 473 tackles, 21 interceptions, four forced fumbles and 1.0 sack. In 1991, Mayhew started and was a member of the Super Bowl XXVI champion Washington Redskins.

A native of Tallahassee, FL, Mayhew graduated from Florida State University with a degree in business management and earned his law degree from Georgetown University's Law Center in 2000. While at FSU, he was a National Merit and Achievement Scholar and earned GTE CoSIDA Academic All-America honors. He was also a two-sport athlete, lettering on both the Seminoles football and track teams. During the 1999 season while attending law school, Mayhew spent nine months as an intern in the Redskins personnel department. He also had two separate internship stints with the NFL league office in both the labor operations and legal departments before joining the Lions in 2001. He is a member of The Florida Bar.



KEENA TURNER

VICE PRESIDENT & SENIOR ADVISOR TO THE GENERAL MANAGER

33RD NFL SEASON (11 PLAYING / 22 FRONT OFFICE) || 33RD WITH 49ERS

Keena Turner is in his 22nd season in the front office of the 49ers and his first as vice president & senior advisor to the general manager.

For more than three decades, Turner has been a part of the 49ers as both a player and member of the team's front office. He has spent the previous 10 seasons (2008-17) as the vice president of football affairs. Turner has held several roles throughout his career including director of alumni coordinators (2006-07), an alumni coordinator (2004-05) and player development director (2001-03). He also worked in the player relations department (1998-2001) and the player and community relations department (1991).

Prior to joining the 49ers, Turner spent three seasons (1992-94) as the linebackers coach at Stanford University under head coach Bill Walsh. Upon leaving Stanford, Turner embarked on his radio and television career, while also working in community relations for DeBartolo Entertainment. He went on to serve as a color analyst for 49ers preseason games for 15 years (1995-2009) and was a co-host for the 49ers Preview Show. He also was the radio/TV color analyst for the San Jose SaberCats (IFL) for 15 seasons.

Originally selected in the second round (39th overall) in the 1980 NFL Draft by San Francisco, Turner played in 153 games (118 starts) with the 49ers over 11 seasons (1980-90). A member of the 49ers 10-year Club, Turner was selected to the Pro Bowl in 1985 and is a four-time Super Bowl champion (XVI, XIX, XXIII and XXIV).

Turner's dedication to excellence has not been limited to the playing field. He has been a constant supporter of Family House in San Francisco for over 30 years and he created, implemented and judged a student essay contest for the Tracy Middle School system emphasizing the importance of academics. Turner has also hosted The Keena Turner Boys and Girls Clubs Golf Tournament for each of the last 23 years and the event has raised over \$4 million.

Turner and his wife, Linda, have three children - Sheena, Ella and Miles.



RAN CARTHON

DIRECTOR OF PRO PERSONNEL

14TH NFL SEASON (3 PLAYING / 11 FRONT OFFICE) || 2ND WITH 49ERS

Ran Carthon is in his second season as the director of pro personnel with the 49ers. In his role, Carthon manages the pro scouting department in evaluating players among the professional leagues while continuing his duties of advance scouting of the 49ers upcoming opponents. In addition, he prepares the club for acquisitions through free agency, trades and the daily waiver wire.

In 2013, Carthon was selected to participate in the NFL Career Development Symposium at the Wharton School of Business in Philadelphia.

Carthon joined the 49ers after spending five seasons (2012-16) as the director of pro personnel with the St. Louis/Los Angeles Rams. Carthon also spent four seasons (2008-11) as a pro scout with the Atlanta Falcons.

Prior to his time in Atlanta, Carthon enjoyed a three-year playing career in the NFL. He broke into the league as an undrafted rookie with the Indianapolis Colts in 2004 and played with the club through the 2006 campaign.

Carthon was a standout running back at the University of Florida (1999-2003) where he competed in five bowl games over his collegiate career and was part of the Gators 2000 SEC Championship team.

Carthon's father, Maurice, played in the NFL with the New York Giants and Indianapolis Colts. His father also held coaching positions with the New England Patriots, New York Jets, Detroit Lions, Dallas Cowboys, Cleveland Browns, Arizona Cardinals and Kansas City Chiefs.



ETHAN WAUGH

DIRECTOR OF COLLEGE SCOUTING

15TH NFL SEASON || 15TH WITH 49ERS

Ethan Waugh is in his 15th year with the 49ers and first as the director of college scouting. In his role, Waugh oversees the college scouting staff and the daily operations of the department.

Waugh served as a senior player personnel coordinator for three seasons (2015-17) where he worked with all aspects of player personnel. He also spent three seasons (2012-14) as the team's senior personnel assistant. Waugh spent four seasons (2008-11) as the team's midwest regional scout.

Prior to being promoted to an area scout in 2008, Waugh served as the team's personnel assistant where he was involved in a variety of areas, including the evaluation and scouting of college and professional players and working extensively with the 49ers' scouting database.

Waugh joined the 49ers after spending the previous two seasons at Illinois Wesleyan University, where he served as the offensive coordinator, quarterbacks coach and recruiting coordinator.

Prior to his time at Illinois Wesleyan, Waugh served as an assistant at Western Carolina University from 1997-2001. While with the Catamounts, he coached on both the offensive and defensive sides of the ball and assisted with special teams.

Waugh grew up in Vernon Hills, IL, and played defensive back for two years at Lake Forest College before transferring to Lawrence University where he played the slot and quarterback positions. He is a 1997 graduate of Lawrence with a bachelor's degree in history and earned a master's degree in American History from Western Carolina in 1999.

Waugh hails from a football family. His father, Maury, currently coaches at Trine University, his brother, Tucker, coaches the slot-backs at Army, and another brother, Adam, coaches at Jesuit High School in Tampa, FL.

He and his wife, Allison, reside in San Jose, CA with their four sons.



BRIAN HAMPTON

DIRECTOR OF FOOTBALL ADMINISTRATION AND ANALYTICS

15TH NFL SEASON || 15TH WITH 49ERS

Brian Hampton is in his 15th season with the 49ers and his ninth as director of football administration and analytics. Hampton previously served as the team's manager of football operations for two seasons and as an analyst before that. He originally joined the 49ers as a football operations intern in late 2003.

In his current role, Hampton is responsible for contract negotiations, strategic planning and management of the club's player compensation budget and salary cap. His various other daily football operations duties include overseeing the budgets for all football departments, compliance with league rules and scheduling. Hampton also manages the football R&D efforts, providing frequent analysis on special projects for the owner, head coach, general manager and president.

Born and raised in Oakley, CA, Hampton earned a M.A. in sport management from the University of San Francisco and a B.A. in business economics from UC-Santa Barbara. While attending UCSB, Hampton worked for the Santa Barbara Foresters Baseball Club and the UCSB athletic department. Hampton also spent two years directing the UCSB sports fan club and also was elected and served as President of the Associated Students for one year.

Hampton resides in Mountain View, CA, with his wife, Lindsay, daughter, Jordan, and son, Nolan. He is an avid tri-athlete and runner, and has completed a number of events, including marathons and Ironman triathlons.



RYAN CORDELL

SPECIAL ASSISTANT TO THE GENERAL MANAGER

5TH NFL SEASON || 5TH WITH 49ERS

Ryan Cordell is in his fifth year with the 49ers and second as the special assistant to the general manager. He spent 2016 as the football operations coordinator where he assisted with clock and game management.

In 2015, Cordell served as an offensive assistant on the coaching staff, breaking down film for the offense, running the scout team, assisting all offensive coaches, and assisting in the coaching of the running back position. He originally joined the 49ers in 2014 as a salary cap intern where he assisted with various roster composition and salary allocation research.

Prior to joining the 49ers, Cordell coached high school football for both Calvert Hall College High School (Baltimore, MD) and St. Mary's High School (Annapolis, MD) coaching running backs and quarterbacks, respectively.

Cordell graduated from the University of Notre Dame in the spring of 2013 with a master's in business administration and a degree in mathematics.



CROWLEY HANLON

SPECIAL ASSISTANT TO PLAYER PERSONNEL

4TH NFL SEASON || 3RD WITH 49ERS

Crowley Hanlon is in his third season with the 49ers and second as the team's special assistant to player personnel. In his role, Hanlon assists in roster evaluation, creating player cut ups, monitoring roster moves and coordinating free agent visits.

In 2016, Hanlon was a coaching assistant on the 49ers staff after serving as the logistics coordinator for the Philadelphia Eagles in 2015.

Prior to the NFL, Hanlon worked as an undergraduate assistant coach while attending the University of Oregon (2010-14). As a part of coaching staff that went to four consecutive bowl games, he hired and oversaw five undergraduate coaching assistants and signaled offensive line play calls on game day. Crowley also broke down game and practice film and managed time during practice.

A Portland, OR native, Hanlon graduated from Oregon with a degree in advertising.



JUSTIN CHABOT

NATIONAL SCOUT

16TH NFL SEASON (1 PLAYING / 15 FRONT OFFICE) || 15TH WITH 49ERS

Justin Chabot is in his 15th year with the 49ers and his sixth as the team's national scout. In his current role, he is responsible for cross-checking college football's top prospects throughout the country. Chabot had previously scouted the midwest, southwest and southeast regions for the team.

Prior to joining the 49ers, Chabot spent five years as the director of football operations at Northwestern. As part of his role with the Wildcats, Chabot served as the pro liaison to visiting college talent scouts from the NFL. Chabot was extremely familiar with Northwestern's football program, having starred as an offensive lineman on the 1995 and 1996 Big Ten Championship teams.

Chabot recorded 41 career starts on the Northwestern offensive line, including starts on the 1996 Rose Bowl and the 1997 Citrus Bowl teams. A four-year letterwinner and captain of the 1996 squad, Chabot was named first-team All-Big Ten by the media and coaches as a senior. He was also named to the Academic All-Big Ten list, in 1993.

Born in Washington, D.C., Chabot was raised in Oxford, OH. He graduated from Northwestern in 1996 with a degree in sociology and played professionally during the 1997 season with the Pittsburgh Steelers and the New York Giants.

Chabot resides in Houston, TX, with his twin sons, Walker and Brant.



CHIP FLANAGAN

NATIONAL SCOUT

15TH NFL SEASON || 7TH WITH 49ERS

Chip Flanagan is in his seventh season with the 49ers and second as the team's national scout. He previously served as a regional scout for the club from 2012-16.

In his current role, Flanagan is responsible for cross-checking college football's top prospects throughout the country.

Prior to joining the team, Flanagan spent eight seasons with the Washington Redskins. He served as an area scout for the Redskins from 2007-11, where he was responsible for evaluating college prospects at schools located in the southwest region (2007-10) and southeast region (2011).

Prior to working as an area scout, Flanagan served as a college scouting assistant with the Redskins for two seasons (2005-06). He originally entered the NFL in 2004 as an intern in the Redskins' personnel department.

Flanagan was a three-time letterman in football at outside linebacker and a team captain with Bowdoin College in Brunswick, ME. He also lettered in baseball. A Lowell, MA, native, Flanagan received a degree in mathematics and a minor in economics in 2000. He also received a master's degree in sport management from Massachusetts-Amherst in 2004.

Flanagan and his wife, Lisa, reside in Virginia Beach, Va. The couple has a daughter, Kylie, and a son, Zack.



DARRELL MOODY

REGIONAL SCOUT

17TH NFL SEASON || 4TH WITH 49ERS

Darrell Moody is in his fourth season with the 49ers as the team's regional scout. A 16-year veteran of scouting in the NFL, he joined the organization after spending the previous five seasons (2010-14) with the Buffalo Bills as a national scout. Prior to joining the Bills, Moody spent eight seasons (2002-09) with the San Diego Chargers as a college scout, covering the southeast region.

Prior to joining San Diego, he was the offensive coordinator for Eastern Randolph High School in Ramseur, NC during the 2001 season.

From 1998-2000, Moody served an assistant coach at the University of North Carolina. In 1998-99, he coached the wide receivers and in 2000, he became the running backs coach and was responsible for coordinating recruiting efforts. Additionally, Moody was the offensive coordinator at North Carolina from 1988-95. On top of his duties as offensive coordinator, he spent time coaching the quarterbacks (1988-89) and running backs (1990-95).

In between stints at UNC, Moody spent the 1996 season as the offensive coordinator at Clemson, and as the wide receivers coach at his alma mater, North Carolina State, in 1997.

A native of Asheboro, NC, Moody was a quarterback at North Carolina State from 1968-70, where he earned a degree in economics and a Master's in vocational education.

Moody began his coaching career by spending the 1971-72 seasons at Asheboro High School. He first joined the college coaching ranks as a graduate assistant at North Carolina State from 1973-74.

In 1975, Moody was named quarterbacks and running backs coach at Southern Mississippi before returning to North Carolina State as defensive backs coach in 1976. From 1977-79, he oversaw the team's quarterbacks and running backs.

In 1980, Moody was named the running backs coach at Louisiana State University, where he remained until 1983. In 1984, he became the assistant head coach at Appalachian State. From 1985-87, he served as the offensive coordinator and quarterbacks coach at Tulane University before being hired at North Carolina in 1988.



TARIQ AHMAD

AREA SCOUT

5TH NFL SEASON || 5TH WITH 49ERS

Tariq Ahmad is in his fourth season as an area scout after spending the 2014 season as an assistant in the 49ers scouting department. Ahmad assists with the evaluations of both college and professional players.

Ahmad joined the team following four seasons as director of football recruiting operations at Rutgers University and seven seasons overall as a member of the Scarlet Knights program. During his time at Rutgers, Ahmad received his master's degree in education administration.

Ahmad previously served as an offensive graduate assistant coach at Ithaca College, working with the running backs on game strategies and techniques. Prior to becoming a coach, Ahmad was a three-sport athlete, participating in football, basketball and outdoor track at his alma mater. A native of Holmdel, NJ, he graduated from Ithaca College in 2005, majoring in health and physical education.

Ahmad and his wife, Shavon, have two boys: T.J. and Zafar.



REGGIE COBB

AREA SCOUT

25TH NFL SEASON (7 PLAYING / 18 FRONT OFFICE) || 10TH WITH 49ERS

Reggie Cobb is in his 10th year with the 49ers as an area scout. In 2011, Cobb was named NFC Scout of the Year by the Fritz Pollard Alliance.

Cobb joined the 49ers after spending the previous six years scouting the Southwest region for the Tampa Bay Buccaneers and two seasons (2001-02) as a member of the Washington Redskins scouting department.

Cobb enjoyed a seven-year playing career that began as a second-round pick (30th overall) by the Buccaneers, in 1990. Cobb played four seasons (1990-93) with Tampa Bay before playing one season each with Green Bay (1994), Jacksonville (1995) and the N.Y. Jets (1996).

Cobb finished his college career ranked third on the University of Tennessee's career rushing chart with 2,360 yards and 26 touchdowns. He was also a member of the school's 100th anniversary team. Cobb lettered in track and graduated with a degree in urban studies in 1990.

Cobb and his son, DeMarcus, live in Sugarland, Texas.



DOMINIC DeCICCO

AREA SCOUT

5TH NFL SEASON (3 PLAYING / 2 FRONT OFFICE) || 2ND WITH 49ERS

Dominic DeCicco is in his second season with the 49ers and first as the team's area scout. He spent the 2017 seasons as an assistant in the scouting department. In 2016, he interned during training camp through the Nunn-Wooten fellowship.

A native of Pittsburgh, PA, DeCicco graduated from the University of Pittsburgh with a degree in communications and a minor in computer science. A two-time all-Big East selection and voted team captain as a senior, DeCicco appeared in 48 games (36 starts) for the Panthers and finished career with 244 tackles, 12 interceptions and 7.0 TFLs.

DeCicco signed as an undrafted free agent with the Chicago Bears in 2011, where he spent two seasons as a reserve linebacker and special team's player appearing in 20 games. Also spent time with the Tampa Bay Buccaneers before finishing his career with the Minnesota Vikings in 2015.



RJ GILLEN

PRO PERSONNEL SCOUT

4TH NFL SEASON || 4TH WITH 49ERS

RJ Gillen is in his fourth season with the 49ers and second as a pro personnel scout. He previously served as an assistant in the 49ers scouting department from 2015-16.

In his role, Gillen assists the pro scouting department in their evaluation of NFL talent and also coordinates player tryouts and visits to the 49ers facility. During the offseason, he assists in evaluating the team's roster prior to free agency.

Prior to joining the 49ers, Gillen was a college football scout with the National Collegiate Scouting Association where he managed a recruiting list of potential college prospects to help college coaches identify those who might have the ability to play collegiately. Gillen also has previous experience in the NBA front office with the San Antonio Spurs where he assisted in preparation of player reports for the NBA draft and free agency.

A native of Memphis, TN, Gillen graduated from Marquette University School of Law with a focus on sports law in May of 2014. He is a member of the Texas Bar and Wisconsin Bar. Gillen earned his bachelor of science in sports administration and leadership from Louisiana State University where he was a member of the LSU football team from 2007-10 and won a BCS National Championship in 2007.



AJ HIGHSMITH

PRO PERSONNEL SCOUT

5TH NFL SEASON || 5TH WITH 49ERS

AJ Highsmith is in his fifth season with the 49ers and third as a pro personnel scout. In his role, Highsmith assists the pro scouting department in their evaluation of NFL talent and also coordinates player tryouts and visits to the 49ers facility. During the offseason, he assists in evaluating the team's roster prior to free agency.

Highsmith spent the previous two seasons as an assistant in the 49ers scouting department.

A quarterback turned defensive back at the University of Miami from 2009-13, Highsmith saw action in 41 games (11 starts) and recorded 67 total tackles, two interceptions, one forced fumble, one fumble recovery and one sack. In 2013, he was awarded the Hurricane Media "Good Guy" Award.

While at Miami, Highsmith earned his bachelor's degree in sport administration as well as a master of arts in liberal studies degree. His father, Alonzo Highsmith, played at Miami from 1983-86 and in the NFL with the Houston Oilers, Dallas Cowboys and Tampa Bay Buccaneers, and currently works as the vice president of football operations for the Cleveland Browns.



STEVE RUBIO

AREA SCOUT

7TH NFL SEASON || 7TH WITH 49ERS

Steve Rubio is in his seventh year with the 49ers and sixth as the club's area scout. He spent the 2012 season as a scouting assistant.

Rubio served as the director of player personnel for the University of Tennessee's football program from 2010-11, after originally joining the team in 2009 as a recruiting intern. In his previous capacity, he oversaw all recruiting board material while handling the initial evaluation of high school and junior college prospects.

The Fort Lauderdale, FL, native graduated from the University of Central Florida with a degree in sports administration, in 2007. Rubio worked in various roles on the Knights football staff over a span of six years. He spent the last 12 months of his tenure as UCF's director of player personnel, after having spent time as a defensive graduate assistant and as the recruiting and operations graduate assistant. Rubio also served as a volunteer coach at his high school, St. Thomas Aquinas, from 2003-04.



JOHN STEVENSON

AREA SCOUT

4TH NFL SEASON || 4TH WITH 49ERS

John Stevenson is in his fourth season with the 49ers and second as the team's area scout. He spent the previous two years (2015-16) as an assistant in the scouting department. In 2015, he interned during training camp through the Nunn-Wooten fellowship.

Prior to joining the 49ers, Stevenson played for the Bemidji Axemen of the Indoor Football League and went to training camp with the Ottawa Redblacks of the Canadian Football League in 2015. In 2013, he signed with the New York Giants as an undrafted free agent.

A walk-on turned four-year letterman at Georgia Southern University, Stevenson saw action in 52 games and recorded 148 tackles, 1.5 sacks, 4.5 tackles for loss, five passes defended, two forced fumbles and two fumble recoveries during his college career. As a senior in 2012, he led the team with 103 tackles and was voted to the team's leadership council by his peers and named a team captain. Additionally, Stevenson was the recipient of the 2012 Erk Russell Award, given in honor of the late Georgia Southern head coach Erk Russell to a player who exemplifies the traits needed to play for him.

A native of Stone Mountain, GA, Stevenson graduated from Georgia Southern in 2012 with a bachelor's degree in management as well as a minor in marketing.



JOSH WILLIAMS

AREA SCOUT

8TH NFL SEASON || 8TH WITH 49ERS

Josh Williams is in his eighth season with the 49ers and second as the team's area scout. He previously served as the team's National Football Scouting representative in 2016.

Williams spent three seasons (2013-15) as a pro personnel scout and two seasons (2011-12) as an assistant in the 49ers scouting department.

A four-year wide receiver for the Columbia University Lions, Williams worked in the financial industry in New York City as a business analyst of investment products at TD Ameritrade. A native of Santa Rosa, CA, he graduated from St. Ignatius College Preparatory in San Francisco in 2005 then earned a bachelor's degree in psychology from Columbia University in 2010.



AUSTIN MOSS II

DIRECTOR OF PLAYER ENGAGEMENT

7TH NFL SEASON || 1ST WITH 49ERS

Austin Moss II is in his first season with the 49ers as the director of player engagement. In his role, he engages, educates and empowers individuals to reach their full potential both on and off the field. He also helps players in the transition process both into and out of the NFL through continuing education, financial education, and providing assistance in dealing with family matters through player programs.

Moss II joins the 49ers after more than six years with the National Football League in multiple roles. He began his career with the NFL as a PREP program and social media intern in 2012 and was later named manager of NFL Player Engagement in August of 2013 before moving to his final NFL role of senior manager, football administration and development beginning in 2016. With the NFL, Moss II oversaw the administration and execution of all PREP programs and managed social media and digital content. He served as a liaison to Senior Vice President Troy Vincent Sr. and coordinated all logistics/planning for PREP programs.

Throughout his time with the NFL, Moss II oversaw and implemented the League's College Relations Program, which included creating awareness and supporting the development of college student-athletes, coaches and administrators. In addition, he was involved in the development of the NFL PREP Academy & NFL PREP 100 Series for elite high school student-athletes.

Moss II attended the University of Kentucky (2006-09), where he was a three-year letterman after walking on. He later earned a full athletic scholarship his Junior year and contributed as a reserve defensive end and on special teams. He was named Academic All-SEC for three consecutive years and inducted to the University of Kentucky's Frank G. Ham Society of Character which recognizes student-athletes who give their best towards everything they do.

A native of Hopkinsville, KY, Moss II earned his bachelor's degree from Kentucky in business marketing and his MBA and Masters in Sport Management from the University of Central Florida's DeVos School of Sport Business Management. Moss II resides in San Jose, CA and enjoys listening to music and spending time with family and friends. He is the youngest of four children (Kiyon, Naeeta and Ravi) and was raised by his mother and father, Austin and Teresa Moss Sr. His brother, Ravi, was part of the University of Kentucky's basketball team for four seasons (2002-06).



SHELBY SOLTAU

PLAYER ENGAGEMENT COORDINATOR


6TH NFL SEASON || 6TH WITH 49ERS

Shelby Soltau is in her first season as the 49ers player engagement coordinator after spending the previous five seasons interning in various departments throughout the organization including the 49ers Museum, Event Marketing and Football Affairs.

Soltau assists current players in their personal and professional achievements while providing tools needed to succeed in their transition into and out of the NFL. Her responsibilities include coordinating Rookie Success Programs and providing assistance in continuing education, career development, financial education. The 49ers Player Engagement department educates and empowers individuals to reach their full potential both on and off the field.

A Bay Area native, Soltau has also worked part time for Stanford Football, Event Presentation for the San Jose Sharks and as the Community Grants Assistant for the Golden State Warriors.

Soltau graduated from Santa Clara University in 2016 with a degree in communication. She currently resides in Menlo Park, CA.



GUY McINTYRE

DIRECTOR OF ALUMNI RELATIONS

29TH NFL SEASON (13 PLAYING / 16 FRONT OFFICE) || 26TH WITH 49ERS

Guy McIntyre is in his 16th season in the front office of the 49ers and his ninth as director of alumni relations.

In his role, McIntyre coordinates alumni events, gameday responsibilities for the team's four alumni coordinators (Steve Bono, Dan Bunz, Jesse Sapolu and Eric Wright) and both Alumni Weekend and Hall of Fame Weekend. He also distributes information from the NFL and works with alumni on the different NFL programs that are specifically geared to alumni.

Prior to joining the 49ers, McIntyre was an offensive line coach with the Rhine Fire of the World League in 2002 and at Menlo College from 2004-06.

A 3rd-round pick (73rd overall) in the 1984 NFL Draft by San Francisco, McIntyre saw action in 145 games (97 starts) with the 49ers over 10 seasons (1984-93). A three-time Super Bowl champion (1984, 1988-89), McIntyre earned All-Pro and Pro Bowl honors in five consecutive seasons (1989-93) throughout his time with the 49ers.

McIntyre is married to his wife, Kimberly, and has five children, Dejon, Mallory, Ariel, Alexa and Bailey, and three grandchildren, Amariah, Avery and Kellen.



MANNY RIVERA

ASSISTANT HEAD MEDICAL TRAINER

16TH NFL SEASON || 16TH WITH 49ERS

Manny Rivera enters his fifth year as an assistant head athletic trainer with the 49ers after spending the previous 10 years as an assistant athletic trainer. This is Rivera's second stint with San Francisco after serving as an intern athletic trainer during the 2001 season.

Prior to being hired full time in San Francisco, Rivera spent a year working with the United States Olympic Committee. With the USOC, he provided medical coverage for hundreds of Olympic and Paralympic hopefuls in track and field, softball, baseball, soccer, volleyball and rugby.

After interning with the 49ers, Rivera served as a graduate assistant athletic trainer for the Indiana University football team. While at Indiana, he was directly responsible for the emergency medical supplies, training supplies and inventory, packing for team travel, as well as game day medical logistics. Rivera was also responsible for supervision, instruction and evaluation of undergraduate athletic training curriculum students. Rivera graduated from Indiana with a Master of Science degree in kinesiology in 2003.

Rivera began his career in athletic training, serving as a student athletic trainer at the University of the Pacific, where he earned a bachelor's degree in sports medicine, in 2001. He is a certified member of the NATA.

Rivera, his wife, Lauren, daughter, Alexis, and son, Tyler, reside in San Ramon, CA.



LAURA McCABE

ASSISTANT ATHLETIC TRAINER

4TH NFL SEASON || 4TH WITH 49ERS

Laura McCabe is in her fourth season with the 49ers as the team's assistant athletic trainer. Before joining San Francisco, McCabe was the head athletic trainer for the women's soccer team at Texas Tech University.

Starting in 2008 at Texas Tech, McCabe was responsible for the prevention, evaluation, care and rehabilitation of athletic injuries for all soccer players. She was also involved in the mental health program for student athletes and was responsible for the inventory and purchasing of all training room supplies.

A native of Prairie Village, KS, McCabe earned her master's degree in Human Resource Development from Clemson University in 2008. During her time at Clemson, she served as a graduate assistant to all 21 intercollegiate sports while working primarily with the women's soccer program during her graduate assistantship. McCabe graduated from Kansas State University in 2004 with a dual bachelor's degree in Kinesiology and Athletic Training. While at Kansas State, she worked with the football team as a student trainer.



RYAN DONAHUE

REHABILITATION COORDINATOR

4TH NFL SEASON || 4TH WITH 49ERS

Ryan Donahue is in his fourth year with the 49ers as the team's rehabilitation coordinator. Donahue is a licensed physical therapist through the American Physical Therapy Association, as well as a Board Certified Sports Physical Therapist (SCS) via the American Board of Physical Therapy Specialties and a Certified Strength and Conditioning Specialist (CSCS) through the National Strength & Conditioning Association.

Before joining the 49ers, Donahue spent the previous three years as a physical therapist at the Andrews Institute for Orthopedics and Sports Medicine in Gulf Breeze, FL where he provided rehabilitation for athletes in the NFL, NBA, MLB, Olympic Teams as well as US Special Forces and general population.

Prior to the Andrews Institute, Donahue received his doctorate in physical therapy from Northeastern University in 2012, while also serving as assistant director of strength & conditioning for the university's Sports Performance department. In addition to Northeastern, he has held previous affiliations with EXOS (formerly Athletes' Performance) in a physical therapy role, as well as strength & conditioning affiliations with the University of Connecticut, University of North Carolina at Chapel Hill, and Mike Boyle Strength & Conditioning. In 2008, Donahue received a bachelor of science in exercise science from the University of Connecticut with a concentration in strength & conditioning.

A native of Andover, MA, Donahue and his wife, Bridgette, have one son, Carter.



ELLIOTT WILLIAMS

DIRECTOR OF FUNCTIONAL PERFORMANCE

2ND NFL SEASON || 2ND WITH 49ERS

Elliott Williams is in his second season with the 49ers as the director of functional performance. In his role, Williams is focused on each player in an individualized way, creating corrective, alignment based exercise routines to restore a symmetrical and more efficient athlete.

Posture, how it results in injury, pain & performance is the focus. Creating a more aligned athlete results in efficient & balanced movement in the gym as well as on the field.

Prior to joining the 49ers, Williams spent seven educational & experiential years (2011-17), mentoring with Pete Egoscue in San Diego, CA at The Egoscue Method Headquarters. His role allowed him the ability to work with many of the NFL's elite, especially as their injuries crept up on them, later in their careers.

Williams & his staff work side by side with the strength & conditioning staff, as well as the athletic training staff, collaborating on valuable performance information gathered by this triangle of health. Focusing on posture and joint alignment is the priority when evaluating a player, allowing him to take a "global-view" to re-establishing balance and function.

Williams is also certified by the Egoscue University and has earned PAS, AET & ETI certifications.



JORDAN MAZUR

COORDINATOR OF NUTRITION

3RD NFL SEASON || 2ND WITH 49ERS

Jordan Mazur is in his third season in the NFL and second with the 49ers as the team's coordinator of nutrition. In 2015, he spent the year with the Philadelphia Eagles in the Gatorade Sports Nutrition Immersion Program.

Prior to joining the 49ers, Mazur served as the director of sports nutrition at the University of California, where he was responsible for overseeing all nutrition and dietitian related services for student-athletes. While working with members of all coaching staffs, the strength and conditioning staff, the sports medicine staff and related student-athlete service providers during his time in Berkeley, he helped implement a collaborative and comprehensive approach to training, nutrition and recovery, as well as aided in the treatment of diet and nutritional related medical issues.

Before his time at California, Mazur worked at Mazur Nutrition Coaching in 2016, a private practice focused on consultation, nutrition evaluation and healthy lifestyle support. He joined the Eagles organization in August on 2015, where he spent the season working closely with the strength and conditioning staff on all aspects of athlete nutrition and recovery.

Prior to his time with the Eagles, Mazur earned a master's degree in exercise science from Florida State University in 2015. While at FSU, he worked as a performance nutrition intern at EXOS, where he learned how to evaluate and understand the fundamental needs of athletes based on their goals and how to apply those needs to an integrated approach to athlete care.

In 2012, Mazur graduated from the University of Connecticut with a bachelor's degree in nutritional sciences. During his time in Connecticut, he worked as a nutrition assistant at Manchester Memorial Hospital and as a diet technician at Connecticut Children's Medical Center, where he provided nutrition counseling and assisted patients with specialized diets.



JAY BRUNETTI

EQUIPMENT MANAGER

42ND NFL SEASON || 2ND WITH 49ERS

Jay Brunetti enters his 42nd season in the NFL and second season with the 49ers as the team's equipment manager. He is responsible for the many details that go into filling an NFL team's daily needs. These needs include outfitting players and coaches in safe and advanced equipment, as well as ordering and maintaining all of the team's equipment and sideline apparel. Brunetti and his staff also transport team equipment to and from all games, as well as assist coaches with daily practice needs.

Prior to joining the 49ers, Brunetti served as director of equipment services with the Houston Texans from 2001-14. With Houston, Brunetti's responsibilities included purchasing, upkeep and repair of all player and coach equipment while overseeing the transportation of equipment to away games.

Brunetti joined the Texans from Washington, where he spent 26 years with the Redskins. He originally joined the Redskins' organization on a part-time basis in 1975 as a freshman in high school. Brunetti became a full-time assistant in 1979 before becoming the youngest equipment manager in the NFL in 1981 at the age of 19. During his tenure with Washington, the Redskins advanced to four Super Bowls and won three World Championships with Brunetti heading the equipment staff. His distinguished career includes working with 17 members of the Pro Football Hall of Fame.

Brunetti and his wife, Linda, have three children: two sons, Jimmy and Drew, and a daughter, Tori.



DONOVAN “DOC” DRESSLER

ASSISTANT EQUIPMENT MANAGER

20TH NFL SEASON || 18TH WITH 49ERS

Donovan “Doc” Dressler is in his 18th year as an assistant equipment manager of the 49ers.

Doc originally joined the 49ers as a training camp and partial season intern with the equipment department in the summer of 2000, before taking on the head equipment manager duties from 2000-01 for the Las Vegas Outlaws of the XFL. Doc returned to San Francisco in 2001 as an intern and was brought on shortly after in a full-time capacity to assist with the team’s apparel and on-field equipment needs.

In 2015, Doc served as a member of the host team assigned to the both the Carolina Panthers and Denver Broncos prior to Super Bowl 50, and assisted the Broncos on game day. He also assisted with events at the NFL Experience.

Doc got his start in the NFL with the Miami Dolphins, where he interned at different times in the equipment department during 1998 and 2000. During that time, he also had a stint as the head equipment manager at Northwestern Louisiana State from 1999-00.

Doc was born and raised in Stillwater, OK, where he attended Stillwater High School. He then attended Oklahoma State University and served as the Cowboys’ student equipment manager for six years.

Doc has been a member of the Athletic Equipment Manager’s Association since 1995 and received his certification, in 1999.

He and his wife, Terri, reside in San Jose, CA, with their sons Jacob and Rocco.



JEFF GILBERT

ASSISTANT EQUIPMENT MANAGER

12TH NFL SEASON || 8TH WITH 49ERS

Jeff Gilbert is in eighth year as an assistant equipment manager with the 49ers.

In his first stint with San Francisco, Gilbert served as the assistant equipment manager for the team from 2005-08. He later joined Riddell as a Northern California sales representative in 2008 where he remained until 2012. Gilbert made his way back to the NFL that year as an assistant equipment manager for the Oakland Raiders and remained with the team until he returned to San Francisco in 2014. In addition to maintaining the team’s helmets and shoulder pads, Gilbert works with the defense at practice and assists with logistics.

In 2015, Gilbert served as a member of the host team assigned to the both the Carolina Panthers and Denver Broncos prior to Super Bowl 50, and assisted the Broncos on game day. He also assisted with events at the NFL Experience.

Gilbert started his career with the Seattle Seahawks as a season-long intern during the 2003 and 2004 seasons.

Gilbert was born and raised in Santa Cruz, CA, where he attended San Lorenzo Valley High School. He received his undergraduate degree from Bethany Bible College and later earned his master’s degree in sports management from the University of San Francisco. He has been a member of the Athletic Equipment Manager’s Association since 2006.

Gilbert and his wife, Theresa, live in Felton, CA, with their daughter, Kiana, and son, Indy.



ROBERT LLOYD

ASSISTANT EQUIPMENT MANAGER

6TH NFL SEASON || 6TH WITH 49ERS

Robert Lloyd is in his third season with the 49ers as an assistant equipment manager after spending the previous three seasons (2013-15) as an equipment manager intern.

Lloyd began his equipment managing career at the University of Arizona, where he served as a student equipment manager for the football program. As a senior at the University of Arizona, Lloyd served as the head student equipment manager, where he led a group of 15 student managers. After graduating with a degree in sociology, with a minor in sports management, Lloyd joined the 49ers as an intern in 2013.

A native of Foster City, CA Lloyd attended St. Ignatius College Preparatory in San Francisco, CA.

Lloyd now resides in Santa Clara, CA.



MICHAEL BRACKEN

DIRECTOR OF VIDEO OPERATIONS

8TH NFL SEASON || 8TH WITH 49ERS

Michael Bracken is in his eighth year with the 49ers and first as the director of video operations. He served as the team's video operations manager for the previous seven seasons.

Bracken oversees all daily video operations responsibilities, including the production and editing of all practice and game films for team personnel. Additionally, Bracken and his staff coordinate film exchanges with other teams and NFL Films, as well as maintain the 49ers NFL and collegiate video library.

Prior to joining the 49ers, Bracken spent four years as the assistant video coordinator for the Florida State University athletic department, where he serviced 16 intercollegiate sports. While completing his undergraduate studies at Florida State, he served as a student assistant in the school's video department since 2003.

Bracken, and his wife, Erika, resides in San Jose, CA.



BRAD CLARK

VIDEO OPERATIONS MANAGER

1ST NFL SEASON || 1ST WITH 49ERS

Brad Clark is in his first year as the 49ers video operations manager.

Before joining the 49ers, Clark spent seven years as a support manager for DVSPORT, Inc. He was responsible for managing video editing platforms and networks for several NFL, CFL, and NCAA teams. Prior to his stint at DVSPORT, Clark spent two years as the video coordinator for the Menlo College football team. He was responsible for the production and editing of their practice and game film.

Clark graduated from Menlo College in Atherton, CA, with a bachelor's degree in management. Originally from Lancaster, CA, Clark and his wife, Trang, currently reside in San Jose, CA.



JOE COSGROVE

VIDEO OPERATIONS ASSISTANT

5TH NFL SEASON || 3RD WITH 49ERS

Joe Cosgrove is in his second season with the 49ers as a video operations assistant after spending the 2016 season as an intern with the video department.

Cosgrove assists with all team video operations and game analysis for the football coaching staff. He also manages the partnership with DVSPORT and other game analysis and network software.

Cosgrove began his career in the NFL with the Philadelphia Eagles, where he served as a video department intern for two seasons (2014-15). In that role, he helped with the filming and editing of training camp and practice. He also worked both home and road games assisting with the Microsoft Surface Tablets for coaches both on the field and in the booth.

Originally from Ocean City, NJ, Cosgrove graduated from Ocean City High School before earning a degree in communication with a minor in film studies in May of 2015 from La Salle University (Philadelphia, PA). He now resides in San Jose, CA.



CORY MADDOCKS

VIDEO OPERATIONS ASSISTANT

5TH NFL SEASON || 3RD WITH 49ERS

Cory Maddocks is in his second season with the 49ers as a video operations assistant after spending the 2016 season as an intern with the video department.

Maddocks assists with all team video operations and game analysis for the football coaching staff. He also is either filming from the endzone or distributing Microsoft Surface Tablets to coaches on game days. He also played a role in the new partnership of installing the DVSPORT Software in the building.

Maddocks began his career in the NFL with the Cleveland Browns, where he served as the video operations intern for two seasons (2014-15). In that role, he helped film practices, cut up film and operate the stillshot computer for the coaches' tablets on game day.

Originally from Olmsted Falls, OH, Maddocks graduated from Ohio University with a bachelor's degree in sports sciences in May of 2014. While at Ohio University, he was the student video coordinator for more than two years with the football team. He now resides in Santa Clara, CA and enjoys rooting for his other two favorite sports teams, the Cleveland Indians and the Cleveland Cavaliers.



MATT GREINER

SENIOR MANAGER & HEAD GROUNDSKEEPER

11TH NFL SEASON || 10TH WITH 49ERS

Matt Greiner is in his 10th year with the 49ers and his seventh as the senior manager & head groundskeeper.

In his role, Greiner is tasked with overseeing the maintenance of all playing surfaces and landscaping at Levi's Stadium and the team's Santa Clara training facility. He originally joined the 49ers as an assistant groundskeeper in 2009, and was later promoted to his current position in 2011.

Greiner began his career as a member of the Ohio State University grounds crew in 2005, remaining with the Buckeyes until 2007. He spent 2007 with the Arsenal Football Club, before transitioning to the Minnesota Vikings for the 2008 season.

The Sylvania, OH, native attended Northview High School, before earning a degree in Turfgrass Science from Ohio State University.

Greiner and his wife, Heidi, live in Willow Glen, CA, with their daughter, Haleigh.



RYAN VErNESS

GROUNDSKEEPING MANAGER

6TH NFL SEASON || 5TH WITH 49ERS

Ryan VerNess is in his fifth season with the 49ers as a groundskeeping manager. “Big Red” as he is affectionately known as, manages all aspects of turf maintenance for Levi’s Stadium and SAP Performance Facility.

VerNess served one season as an assistant groundkeeper with the Kansas City Chiefs before moving to the golf course side of turf management. He was named assistant superintendent at Spy Glass Hill, and worked with the Pebble Beach Company for over two years. VerNess then joined the Bayonet & Black Horse staff as golf course construction superintendent. He also spent four years as the director of golf course maintenance for Bayonet & Black Horse.

Originally from Stewartville, MN, Ryan graduated from University of Wisconsin-River Falls. He now resides in Sunnyvale and enjoys yoga, CrossFit and long runs in the country.



TIM HARDMAN

GROUNDSKEEPING MANAGER

9TH NFL SEASON || 5TH WITH 49ERS

Tim Hardman is in his ninth year in the NFL and fifth as a groundskeeping manager for the San Francisco 49ers. In his role, Hardman specializes in the aesthetics side of groundskeeping for Levi’s Stadium and the SAP Performance Facility.

Hardman honed his skill set in Seattle while working for the Seattle Seahawks and Sounders FC for four years (2010-14) prior to joining the 49ers.

Hardman now resides in Mountain View, CA.



COLBY GARLICK

GROUNDSKEEPER

4TH NFL SEASON || 4TH WITH 49ERS

Colby Garlick is in his fourth season with the 49ers as the team's groundskeeper. In his role, Garlick is responsible for the maintenance of the playing surfaces and landscape at Levi's Stadium and the SAP Performance Facility.

Garlick began his career with the University of Minnesota as an intern in 2013. He spent 2014-15 with Shwaders Sports Turf Management and the Minnesota Twins grounds crew.

A native of Granada, MN, Garlick received degrees from the University of Minnesota and Anoka Technical College.

Garlick lives in Sunnyvale, CA, and enjoys hiking and lifting weights.



SALVADOR BARAJAS

GROUNDSKEEPER

2ND NFL SEASON || 2ND WITH 49ERS

Salvador Barajas is in his second year with the 49ers as a groundskeeper.

In his role, Barajas is tasked with the maintenance of all playing surfaces and landscaping at Levi's Stadium and the SAP Performance Facility.

Barajas began his career at Colony Landscape grounds crew in 2008. From 2008-16, he maintained and setup athletic fields at Santa Clara University, Stanford University and Avaya Soccer Stadium.

Originally from Jalisco, México, Barajas attended the Republica of Yugoslavia Educational Center in Jalisco, Mexico.

Barajas and his wife, Claudia, live in San José, CA, with their son, Salvador, and daughters, Ayleen and Aiyana.



CHASE MARTIN

GROUNDSKEEPER

1ST NFL SEASON || 1ST WITH 49ERS

Chase Martin is in his first season with the San Francisco 49ers as a groundskeeper. In his role, Martin is responsible for maintaining the playing surface of both Levi's Stadium and the SAP Training Facility.

Prior to joining the 49ers, Martin spent three seasons as the head groundskeeper for the San Jose Giants, minor league affiliate for the San Francisco Giants.

Martin was born and raised in San Jose, CA, and currently resides in Campbell, CA.



STEVE RISSE

DIRECTOR OF TEAM LOGISTICS

17TH NFL SEASON || 17TH WITH 49ERS

Steve Risser is in his 17th season with the San Francisco 49ers and his third as the director of team logistics. He spent the previous eight seasons (2008-15) as the team logistics manager.


In 2015, the 49ers logistics department was named the NFL's Travel Department of the Year. This award is voted on by all of the major hotel brands (Ritz Carlton, Four Seasons, Starwood, Marriott, Hyatt, Hilton, etc.), as well as individual properties throughout the country. The award is given to the NFL Travel Department that best represents their respective club in a first-class manner and embodies professionalism, strong work-ethic, communication, ease of doing business, etc.

Risser joined the 49ers in 2002, as a community relations intern. Throughout his internship, Risser also assisted with special projects for both the public relations and marketing departments.

In 2005, Risser made the transition to the team logistics department where he assisted with team travel and logistical needs, as well as overseeing the team's training camp operation.

Born in Santa Clara, CA, Risser grew up in Fremont and attended Moreau Catholic High School, where he was a two-year letter-winner in baseball.

A graduate of Cal State Hayward, Risser and his wife, Shannon, have twins - a daughter, Ashlyn, and a son, Blake.



MICHAEL SLAP

TEAM LOGISTICS MANAGER

9TH NFL SEASON || 9TH WITH 49ERS

Michael Slap is in his ninth year with the San Francisco 49ers and his third as the team logistics manager.

In 2015, the 49ers logistics department was named NFL's Travel Department of the Year. This award is voted on by all of the major hotel brands (Ritz Carlton, Four Seasons, Starwood, Marriott, Hyatt, Hilton, etc.), as well as individual properties throughout the country. The award is given to the NFL Travel Department that best represents their respective club in a first-class manner and embodies professionalism, strong work-ethic, communication, ease of doing business, etc.

Slap originally joined the 49ers as a training camp intern in the logistics department, in 2010. He returned in 2011 in the same capacity, and remained with the team throughout the entire season. After graduating from the University of California, Davis in 2012, Slap was hired full-time as the team logistics assistant.

As an undergraduate at UC Davis, Slap worked all four years for the University's Intercollegiate Athletics program as a student event manager, public address announcer and a football operations intern/team manager.

Born in Chico, CA, Slap grew up in Danville where he attended Monte Vista High School. Slap currently resides in Santa Clara, CA.



STEPHEN SPENCER

TEAM LOGISTICS ASSISTANT

6TH NFL SEASON || 4TH WITH 49ERS

Stephen Spencer is in his second season with the 49ers as the team logistics assistant after spending the previous two seasons (2015-16) as a team logistics intern.

In 2015, the 49ers logistics department was named the NFL's Travel Department of the Year. This award is voted on by all of the major hotel brands (Ritz Carlton, Four Seasons, Starwood, Marriott, Hyatt, Hilton, etc.), as well as individual properties throughout the country. The award is given to the NFL Travel Department that best represents their respective club in a first-class manner and embodies professionalism, strong work-ethic, communication, ease of doing business, etc.

Spencer began his career in the NFL with the Cleveland Browns, where he served as a team operations intern for two seasons (2013-14). In that role, he helped with the planning and execution of training camp, mini-camps, offseason workouts and team travel.

Originally from North Olmsted, OH, Spencer graduated from Baldwin Wallace University with a degree in sport management and a minor in public relations in May of 2015. While at Baldwin Wallace, Spencer was a crew chief for their sports information department and also worked Cleveland Cavaliers home games in several capacities from 2012-15. He now resides in Santa Clara, CA and enjoys golfing in his spare time.



DAN BECKLER

DIRECTOR OF FOOTBALL COMMUNICATIONS

10TH NFL SEASON || 9TH WITH 49ERS

Dan Beckler is in his ninth season with the 49ers and 10th season in the NFL.

Beckler is responsible for facilitating interview requests for players, coaches and front office staff. He also oversees the production of all football publications, football publicity items, team-issued media materials and press credentials. Beckler has been a member of the 49ers PR staff that has twice been named finalists for the coveted Pro Football Writers of America Pete Rozelle Award, in 2011 and 2012.

Beckler served as San Francisco's season-long public relations intern in 2009-10, before being hired full time after the 2010 season. Prior to his time with the 49ers, he was a season-long intern with the Tennessee Titans public relations department from 2008-09.

Before entering the NFL, Beckler served as a sports public relations intern at Disney's Wide World of Sports (now ESPN Wide World of Sports) in Lake Buena Vista, FL, from 2007-08.

A native of Wichita, KS, Beckler graduated from Wichita State University with a degree in sport administration in 2007. He also earned his masters of education from WSU in May of 2009. As an undergraduate, Beckler assisted in the sports information department with men's basketball and baseball, while also working for the Wichita Wranglers, the Kansas City Royals former double-A affiliate.

Beckler and his wife, Ellie, have a son, Peyton, and a daughter, Layla.



ROGER HACKER

DIRECTOR OF CORPORATE COMMUNICATIONS

9TH NFL SEASON || 5TH WITH 49ERS

Roger Hacker is in his fifth season with the 49ers and 12th in the NFL.

Hacker manages communications for all corporate enterprises related to the 49ers and Levi's Stadium, providing media strategy and coordination for all non-football events and key organizational initiatives. In this position, he serves as the organization's media relations liaison for all relevant internal and external stakeholders. Hacker is also the primary media relations contact for the Foster Farms Bowl and the 2019 College Football Playoff Bay Area Host Committee.

Hacker began his career in the NFL with the Chicago Bears, spending seven seasons (2000-06) as a member of the team's football media relations staff. He then moved to the global headquarters of international communications firm FleishmanHillard in St. Louis, where he spent five years providing counsel and media relations support for an assortment of sports organizations and consumer brands within the FH Sports Marketing practice.

Before joining the 49ers, Hacker spent two years managing brand communications for Visa Inc.'s sponsorships of the NFL, International Olympic Committee and FIFA. On behalf of Visa, Hacker managed consumer brand and marketing communications for the digital payment company's presence at the London 2012 Olympic Games and Sochi 2014 Olympic Winter Games, the 2013 FIFA Confederations Cup in Brazil, and Super Bowl XLVII and XLVIII.

A native of Belleville, IL, Hacker graduated from the University of Illinois at Urbana-Champaign in 2000 with a degree in media studies. Hacker served as the press officer for the USA Baseball Junior National Team in 2000 and as an ice hockey venue press liaison at the 2002 Olympic Winter Games in Salt Lake City.

Hacker and his wife, Marisa, reside in Oakland, CA.



MIKE CHASANOFF

SENIOR MANAGER OF FOOTBALL COMMUNICATIONS

13TH NFL SEASON || 10TH WITH 49ERS

Mike Chasanoff is in his 10th season with the 49ers and 13th season in the NFL.

Chasanoff is responsible for facilitating interview requests for players, coaches and front office staff, while also overseeing the production of the annual media guide and the team's media materials. Chasanoff has been a member of the 49ers PR staff that has twice been named finalists for the coveted Pro Football Writers of America Pete Rozelle Award, in 2011 and 2012.

Prior to joining the 49ers, Chasanoff spent the 2008 season as the public relations coordinator for the Tampa Bay Buccaneers. He also interned in the public relations departments of the Houston Texans (2007) and Buccaneers (2006). In the spring of 2007, Chasanoff served as the public relations assistant for the Amsterdam Admirals of NFL Europa.

A native of Bradenton, FL, Chasanoff graduated from Flagler College with a degree in sport management and business in 2006. While in school, Chasanoff was an assistant coach for the Flagler College men's basketball team, and also served as the public relations manager for the Sarasota Red Sox, the Class-A affiliate of the Boston Red Sox.

Chasanoff's brother, Marc, is the coordinator of pro player personnel for the New Orleans Pelicans. His brother, Tommy, was a member of Team USA for the International Paralympic Committee World Games in Lyon, France in 2013, and is the sports information director at the University of the Cumberland.

Chasanoff resides in Los Gatos, CA, with his wife, Kate, and son, JJ.



EMILY LUCAS

MANAGER OF CORPORATE COMMUNICATIONS

4TH NFL SEASON || 4TH WITH 49ERS


Emily Lucas is in her fourth season with the 49ers and fourth in the NFL.

Lucas manages the development and execution of corporate communications initiatives for the team and Levi's Stadium, including strategic communications planning for all 49ers community relations efforts and the 49ers Foundation, in addition to other media initiatives and press functions for the 49ers Museum, 49ers EDU, 49ers PREP presented by U.S. Bank, Michael Mina's world-class restaurants - Bourbon Steak & Bourbon Pub, and the venue's tour and event rental programs.

Prior to joining the 49ers, Lucas began her communications career in Washington, D.C., at Powell Tate | Weber Shandwick. She spent more than three years developing strategic public affairs and communications campaigns for a range of government, nonprofit and corporate clients including HealthCare.gov and the U.S. Army Reserve.

A native of Hanover, PA, Lucas graduated in 2012 from Saint Mary's College of California in Moraga, CA, with a Bachelor of Arts in Communications and a minor in English. As an undergraduate, she worked in the Gael Athletics publicity department between 2010-2011. In 2015, she received her Masters of Professional Studies in Public Relations and Corporate Communications from Georgetown University's School of Continuing Studies.

Lucas resides in San Jose, CA.



PETER VOLMUT

COORDINATOR OF FOOTBALL COMMUNICATIONS

6TH NFL SEASON || 6TH WITH 49ERS

Peter Volmut is in his second season with the 49ers as the coordinator of football communications. He previously spent two years (2015-16) as a football communications assistant and two seasons (2013-14) as a public relations intern with the team.

Volmut aids in the production of the team's weekly publications along with the facilitation of player interview requests. He is responsible for the creation and distribution of team-related/player transaction press releases in addition to statistical and historical information on the San Francisco 49ers.

Prior to joining the 49ers, Volmut spent the 2013 offseason as the public relations/community communications intern with the Tampa Bay Buccaneers. Before entering the NFL, he served as the public relations summer intern with the Milwaukee Admirals of the American Hockey League (AHL) in 2010. He also worked with the Community Leadership department of S.C. Johnson & Son, Inc. in Racine, WI, from 2007-08.

A native of Racine, WI, Volmut received his degree from Valparaiso University in public relations, with a minor in sports promotions and currently resides in Santa Clara with his wife, Rhiannon, and daughter, Sloane.



TESSA GIAMMONA

COORDINATOR OF CORPORATE COMMUNICATIONS

5TH NFL SEASON || 4TH WITH 49ERS

Tessa Giammona is in her first season as the team's coordinator of corporate communications. Giammona spent the previous two seasons (2016-17) as a corporate communications assistant and one season (2015) as a corporate communications intern with the team.

Giammona assists in the communications efforts surrounding the Foster Farms Bowl and other outside sporting events hosted at Levi's Stadium. In addition, she aides in the production of the 49ers Gameday Program, while also supporting the team's weekly media availability.


Prior to joining the 49ers, Giammona spent the 2014 season as a communications intern with the Kansas City Chiefs. Before entering the NFL, she served as the public relations intern for the Salina Bombers of the Champions Indoor Football (CIF) in 2012.

A native of Santa Rosa, CA, Giammona received her sports management degree from Kansas Wesleyan University where she was a member of the basketball team. She currently resides in Campbell.



2018 SAN FRANCISCO 49ERS ALPHABETICAL ROSTER

91	Armstead, Arik	DL	6-7	292	4	5	Pinion, Bradley	P	6-5	240	4
3	Beathard, C.J.	QB	6-2	215	2	30	Powell, Tyvis	DB	6-2	211	3
98	Blair III, Ronald	DL	6-4	270	3	32	Reed Jr., D.J.	DB	5-9	188	R
84	Bourne, Kendrick	WR	6-1	203	2	58	Richburg, Weston	C/G	6-4	290	5
22	Breida, Matt	RB	5-11	190	2	49	Robinson, Tyree	S	6-2	202	R
99	Buckner, DeForest	DL	6-7	300	3	25	Sherman, Richard	CB	6-3	195	8
88	Celek, Garrett	TE	6-5	252	7	51	Smith, Malcolm	LB	6-0	225	8
78	Coleman, Shon	T	6-5	310	3	74	Staley, Joe	T	6-5	295	12
96	Day, Sheldon	DL	6-1	294	3	55	Taumoepenu, Pita	LB	6-1	245	2
43	Dayes, Matthew	RB	5-9	205	2	77	Taylor, Jullian	DT	6-5	280	R
82	Dwelle, Ross	TE	6-5	240	R	81	Taylor, Trent	WR	5-8	180	2
38	Exum Jr., Antone	DB	6-0	219	5	94	Thomas, Solomon	DL	6-3	280	2
65	Garnett, Joshua	G	6-5	305	3	75	Tomlinson, Laken	OL	6-3	312	4
76	Gilliam, Garry	OL	6-5	305	5	48	Warner, Fred	LB	6-3	236	R
11	Goodwin, Marquise	WR	5-9	180	6	24	Williams, K'Waun	CB	5-9	185	4
9	Gould, Robbie	K	6-0	190	14	41	Wilson Jr., Jeff	RB	6-0	194	R
36	Harris, Marcell	S	6-0	208	R	<u>RESERVE/NON-FOOTBALL INJURY LIST</u>					
40	Holba, Colin	LS	6-4	248	2	95	Street, Kentavious	DL	6-2	287	R
35	Igwebuike, Godwin	DB	6-0	212	R	<u>RESERVE/SUSPENDED LIST</u>					
13	James Jr., Richie	WR	5-9	185	R	86	Nelson, Kyle	LS	6-2	240	7
93	Jones, D.J.	DL	6-0	321	2	<u>INJURED RESERVE LIST</u>					
44	Juszczyk, Kyle	FB	6-1	240	6	27	Colbert, Adrian	DB	6-2	205	2
85	Kittle, George	TE	6-4	250	2	50	Coyle, Brock	LB	6-1	245	4
47	Lee, Elijah	LB	6-2	229	2	60	Flynn, JP	OL	6-5	320	1
26	Mabin, Greg	DB	6-2	200	2	15	Garçon, Pierre	WR	6-0	211	11
62	Magnuson, Erik	OL	6-6	305	2	10	Garoppolo, Jimmy	QB	6-2	225	5
54	Marsh, Cassius	DL	6-4	245	5	28	McKinnon, Jerick	RB	5-9	205	5
69	McGlinchey, Mike	T	6-8	315	R	41	Moseley, Emmanuel	CB	5-11	184	R
90	Mitchell, Earl	NT	6-3	310	9	31	Mostert, Raheem	RB	5-10	197	4
33	Moore, Tarvarius	DB	6-2	200	R	29	Tartt, Jaquiski	S	6-1	215	4
46	Morris, Alfred	RB	5-10	222	7	20	Ward, Jimmie	DB	5-11	193	5
4	Mullens, Nick	QB	6-1	210	1	97	Watson, Dekoda	LB	6-2	245	9
53	Nzeocha, Mark	LB	6-3	240	4	23	Witherspoon, Ahkello	CB	6-3	195	2
57	Onwualu, James	LB	6-1	235	2						
68	Person, Mike	OL	6-4	300	8						
18	Pettis, Dante	WR	6-1	195	R						



91

DL

ARIK ARMSTEAD

6-7 || 292 || OREGON

11.15.93 || SACRAMENTO, CA || 4TH YEAR || ACQUIRED D-1 IN '15

2018 HIGHLIGHTS

- Set single-season career highs in games started (15), tackles (46) and sacks (3.0).
- Sacked Chiefs QB Patrick Mahomes at KC (9/23) for his 1st sack of the season.
- Notched a career-high five solo tackles and brought down Rams QB Jared Goff for a sack vs. LAR (10/21).
- Brought down Cardinals QB Josh Rosen for a 9-yd. loss at Arz. (10/28), marking his 3rd sack of the season and 9th of his career. Registered at least 1.0 sack in consecutive games for the first time in his career.

GOLDMINE

- NFL players had the opportunity to participate in the NFL's annual My Cause, My Cleats campaign during a designated home game between Weeks 13-15. Armstead and his teammates represented their respective causes with custom-designed cleats in an effort to raise awareness and funding.



- In April of 2018, Armstead worked with Leataata Floyd Elementary and 916 Ink to host a trip to the Imaginarium, where the young students developed their artistic abilities, while learning how to be better at communicating. The event was in conjunction with Armstead's foundation, which focuses on assisting at-risk youth, particularly through the means of education.

ARMSTEAD'S GOLDEN NUGGETS

- Lists his parents, Guss and Christa, as the most influential people in his life. He also gives credit to his grandfather, Willie B. Armstead, an Air Force veteran, for instilling the value of integrity that his parents have passed along to him. "A lot of things he instilled in my dad have carried down to me. Having a family member who is more courageous than you can imagine and who served his country is a huge honor."
- Played both basketball and football at Oregon before focusing only on football in 2014.

ARMSTEAD'S GAME-BY-GAME

2018

Date	Opp	W/L	P/S	Tot	Sol	Ast	Sk	Yds	Int	Yds	PD	FF	FR	Yds
Sep 9	at Min	L	1/1	5	3	2	0.0	0.0	0	0	0	0	0	0
Sep 16	Det	W	1/1	3	3	0	0.0	0.0	0	0	0	0	0	0
Sep 23	at KC	L	1/1	2	2	0	1.0	1.0	0	0	0	0	0	0
Sep 30	at LAC	L	1/1	5	1	4	0.0	0.0	0	0	0	0	0	0
Oct 7	Arz	L	1/1	3	3	0	0.0	0.0	0	0	0	0	0	0
Oct 15	at GB	L	1/1	3	3	0	0.0	0.0	0	0	0	0	0	0
Oct 21	LAR	L	1/1	5	5	0	1.0	9.0	0	0	0	0	0	0
Oct 28	at Arz	L	1/1	3	2	1	1.0	9.0	0	0	0	0	0	0
Nov 1	Oak	W	1/1	2	2	0	0.0	0.0	0	0	0	0	0	0
Nov 12	NYG	L	1/1	2	2	0	0.0	0.0	0	0	0	0	0	0
Nov 25	at TB	L	1/1	1	1	0	0.0	0.0	0	0	0	0	0	0
Dec 2	at Sea	L	1/1	2	1	1	0.0	0.0	0	0	0	0	0	0
Dec 9	Den	W	1/1	4	3	1	0.0	0.0	0	0	0	0	0	0
Dec 16	Sea	W	1/1	5	2	3	0.0	0.0	0	0	0	0	0	0
Dec 23	Chi	L	1/1	1	0	1	0.0	0.0	0	0	0	0	0	0
Dec 30	at LAR													
TOTALS				15/15	46	33	13	3.0 19.0	0	0	0	0	0	0



GOLDMINE (CONTINUED)

- Armstead returned to his hometown of Sacramento this past off-season to host the first charity weekend for his foundation, #91Six, which promotes equal opportunities through education. The festivities kicked off as teammates Richard Sherman, Marquise Goodwin, Jaquiski Tartt and Ahkello Witherspoon joined Armstead for a charity gala and silent auction. Armstead then led a youth camp the following morning, where the children were able to get hands-on lessons from the NFL players. Throughout the day, Armstead stressed the importance of hard work, sportsmanship and teamwork. Armstead closed the weekend with a talent show featuring comedians and artists from the local community, one of which was Witherspoon's sister, a singer.



- In June of 2017, Armstead returned to his hometown of Sacramento to hold his second annual free youth football camp. The camp was held in Elk Grove, California and sponsors made it possible for 200 scholarships to be offered to interested kids. The kids participated in both football and conditioning drills with the players and then were allowed to ask questions to discuss not only football, but school, healthy choices, and other topics. Armstead's goal was to provide campers with a unique experience on the football field, as well as insight into the hard work and dedication that are needed to make it to the NFL. "I want the kids to enjoy themselves while also coming away learning that they can do whatever they put their mind to," said Armstead. "I want to teach them the things that helped me get where I am now like the importance of education, work ethic, and faith."
- If Armstead wasn't in the NFL, he would be playing basketball. He was a three-year starter in basketball at Pleasant Grove High School in Sacramento and played two years at the University of Oregon before focusing solely on football for the 2014 season. He entered his high school senior season listed as the number three prospect in NorCalPrep.com's Top 40 rankings for the class of 2012. "A big part of the recruiting pitch from Oregon was they were going to let me play two sports. We only lost 5 games during my time there. I wanted to go somewhere with the chance to win and be a part of something special."



- In honor of the NFL's Crucial Catch campaign, the 49ers hosted a fashion show on Tuesday, October 17th, 2017, featuring breast cancer and pediatric cancer warriors in apparel donated by Levi's®. Armstead, along with his 49ers teammates, walked the runway with cancer warriors as they shared their stories of strength and courage with the audience.



- Armstead's brother, Armond, was forced to retire before ever playing a down in the NFL. After playing collegiately at USC, Armond became an All-Star for the Toronto Argonauts of the Canadian Football League, helping the team win the league's 100th Grey Cup. He went on to sign with the New England Patriots in 2013, but medical issues forced him to hang up his cleats. "The biggest thing he has told me through this process is, 'at the end of the day, it's just football.' Having a brother who played at this level makes everything less overwhelming."
- In December of 2016, Armstead partnered with his local church to spread holiday cheer. Armstead bought more than 100 toys at Target and gave them away to children at the UC Davis Medical Center.



- During Super Bowl 50's Media Day, Armstead joined Sacramento's ABC10 sports team as a reporter to learn what it is like to cover NFL players during one of the most hectic events of the year. Held at SAP Center in San Jose, Armstead interviewed former teammates, fans, media members and Miss Universe. "It's like a feeding frenzy - everyone running around, and being part of that frenzy was a unique experience," said Armstead during the event.
- For Armstead, the NFL Draft process was a whirlwind tour. He went straight from the National Championship Game to San Diego to prepare for the NFL Combine and then to Sacramento for the Draft itself. However, his favorite part of the process was being drafted by a team so close to his hometown. "It's a dream come true. I'm blessed to be in this situation. Not a lot of other people are that close to home. Being able to play home games in front of my family is perfect for me."



ARMSTEAD'S CAREER STATISTICS

YEAR	TEAM	GP	GS	TACKLES					INT	INTERCEPTIONS				PD	FUMBLES		
				TOT	SOL	AST	SACKS	YDS		YDS	LG	TD			FF	FR	YDS
2015	SF	16	1	19	13	6	2.0	12.0	0	0	—	0	0	0	0	0	0
2016	SF	8	4	21	11	10	2.5	4.5	0	0	—	0	0	0	1	0	0
2017	SF	6	6	16	8	8	1.5	8.5	0	0	—	0	1	0	0	0	0
2018	SF	15	15	46	33	13	3.0	19.0	0	0	—	0	0	0	0	0	0
TOTALS		45	26	102	65	37	9.0	44.0	0	0	—	0	1	1	0	0	0

Milestones:

NFL Debut: vs. Min. (9/14/15); **First Start:** vs. StL (1/3/16); **First Sack:** at Arz. (9/27/15 — QB Carson Palmer); **First FF:** at Buf. (10/16/16 — QB Tyrod Taylor)

ARMSTEAD'S CAREER HIGHS

Total Tackles: 6 vs. Arz. (10/6/16)

Solo: 5 vs. LAR (10/21/18)

Assists: 4 (3 times) Last at LAC (9/30/18)

Sacks: 1.0 (8 times) Last at Arz. (10/28/18)

Forced Fumbles: 1 at Buf. (10/16/16)

Passes Defensed: 1 at Ind. (10/8/17)

ARMSTEAD'S TRANSACTIONS

Originally a 1st-round (17th overall) draft choice by SF in 2015...Placed on the Injured Reserve List on 11/8/16...Placed on the Injured Reserve List on 10/17/17.



2017

- Started all 6 games in which he appeared and registered 16 tackles, 1.5 sacks and 1 PD before being placed on the Injured Reserve List on 10/17.
- Brought down Seahawks QB Russell Wilson for an 8-yd. loss at Sea. (9/17).
- Along with LB Brock Coyle, shared a 1-yd. sack of Colts QB Jacoby Brissett at Ind. (10/8).

2016

- Appeared in 8 games (4 starts) and recorded 21 tackles, 2.5 sacks and 1 FF before being placed on the Injured Reserve List on 11/8.
- As a part of a 49ers defense that registered the 1st shutout on opening day in franchise history, recorded his 3rd career sack vs. LAR (9/12), taking down QB Case Keenum for a 4-yd. loss.
- Recorded 1.0 sack and the 1st FF of his career at Buf. (10/16), stripping the ball from Bills QB Tyrod Taylor.

2015

- Appeared in all 16 games (1 start) during his rookie season and totaled 19 tackles and 2.0 sacks.
- Registered 3 tackles and the 1st sack of his NFL career at Arz. (9/27), bringing down Cardinals QB Carson Palmer for a 4-yd. loss.
- Part of a defensive line unit that held the Falcons to 17 yds. rushing on 14 carries (1.2 avg.) vs. Atl. (11/8). This marked the 4th fewest rushing yds. allowed in a game by the 49ers since 2001.

COLLEGE

Played in 39 games and totaled 87 tackles, 4.0 sacks, 10.0 TFLs, 2 FRs, 1 FF and 2 PDs in his career. As a junior, earned All-Pac 12 Honorable Mention honors where he played in 13 games and registered 46 tackles, 2.5 sacks, 5.5 TFLs, 2 FRs and 1 FF. In 2013, played in 13 games and notched 15 tackles, 1.0 sack, 2.5 TFLs and 2 PDs. As a freshman, played in 13 games and tallied 16 tackles, 0.5 sack and 2.0 TFLs.

PERSONAL

- Majored in general social science.
- Recruited by and played for 49ers head coach Chip Kelly at Oregon in 2012 and was teammates with fellow DL DeForest Buckner during his entire college career (2012-14).
- As a freshman at Oregon, joined the men's basketball team following the completion of the football season, redshirting for the program that claimed the Pac-12 Conference Tournament title and advanced to the Sweet 16 in the NCAA tournament.
- A two-way standout on the defensive and offensive lines at Pleasant Grove (Elk Grove, CA) HS, he participated in the U.S. Army All-American Game. As a senior, registered 42 tackles and 3.5 sacks.
- Armstead's father, Guss, played basketball at Sacramento State and his brother, Armond, played football at USC and spent a season with the New England Patriots before retiring from football in 2014.
- Born Arik Armstead (11/15/93) in Sacramento, CA.

INJURY REPORT

2016: Placed on the Injured Reserve List on 11/8 with a shoulder injury.

2017: Placed on the Injured Reserve List on 10/17 with a hand injury.



ARMSTEAD'S GAME-BY-GAME

2015


Date	Opp	W/L	P/S	Tot	Sol	Ast	Sk	Yds	Int	Yds	PD	FF	FR	Yds
Sep 14	Min	W	1/0	0	0	0	0.0	0.0	0	0	0	0	0	0
Sep 20	at Pit	L	1/0	0	0	0	0.0	0.0	0	0	0	0	0	0
Sep 27	at Arz	L	1/0	3	3	0	1.0	4.0	0	0	0	0	0	0
Oct 4	GB	L	1/0	2	1	1	0.0	0.0	0	0	0	0	0	0
Oct 11	at NYG	L	1/0	0	0	0	0.0	0.0	0	0	0	0	0	0
Oct 18	Bal	W	1/0	1	1	0	0.0	0.0	0	0	0	0	0	0
Oct 22	Sea	L	1/0	0	0	0	0.0	0.0	0	0	0	0	0	0
Nov 1	at StL	L	1/0	0	0	0	0.0	0.0	0	0	0	0	0	0
Nov 8	Atl	W	1/0	2	2	0	0.0	0.0	0	0	0	0	0	0
Nov 22	at Sea	L	1/0	5	2	3	0.0	0.0	0	0	0	0	0	0
Nov 29	Arz	L	1/0	0	0	0	0.0	0.0	0	0	0	0	0	0
Dec 6	at Chi	W	1/0	0	0	0	0.0	0.0	0	0	0	0	0	0
Dec 13	at Cle	L	1/0	1	1	0	1.0	8.0	0	0	0	0	0	0
Dec 20	Cin	L	1/0	2	0	2	0.0	0.0	0	0	0	0	0	0
Dec 27	at Det	L	1/0	2	2	0	0.0	0.0	0	0	0	0	0	0
Jan 3	StL	W	1/1	1	1	0	0.0	0.0	0	0	0	0	0	0
TOTALS			16/1	19	13	6	2.0	12.0	0	0	0	0	0	0

2016

Date	Opp	W/L	P/S	Tot	Sol	Ast	Sk	Yds	Int	Yds	PD	FF	FR	Yds
Sep 12	LAR	W	1/0	1	1	0	1.0	4.0	0	0	0	0	0	0
Sep 18	at Car	L	1/0	2	1	1	0.0	0.0	0	0	0	0	0	0
Sep 25	at Sea	L	1/0	1	1	0	0.0	0.0	0	0	0	0	0	0
Oct 2	Dal	L	1/0	2	0	2	0.0	0.0	0	0	0	0	0	0
Oct 6	Arz	L	1/1	6	2	4	0.0	0.0	0	0	0	0	0	0
Oct 16	at Buf	L	1/1	3	3	0	1.0	0.0	0	0	0	1	0	0
Oct 23	TB	L	1/1	4	3	1	0.5	0.5	0	0	0	0	0	0
Nov 6	NO	L	1/1	2	0	2	0.0	0.0	0	0	0	0	0	0
PLACED ON INJURED RESERVE (Shoulder) ON 11/8														
TOTALS			8/4	21	11	10	2.5	4.5	0	0	0	1	0	0

2017

Date	Opp	W/L	P/S	Tot	Sol	Ast	Sk	Yds	Int	Yds	PD	FF	FR	Yds
Sep 10	Car	L	1/1	3	3	0	0.0	0.0	0	0	0	0	0	0
Sep 17	at Sea	L	1/1	4	1	3	1.0	8.0	0	0	0	0	0	0
Sep 21	LAR	L	1/1	1	1	0	0.0	0.0	0	0	0	0	0	0
Oct 1	at Arz	L	1/1	0	0	0	0.0	0.0	0	0	0	0	0	0
Oct 8	at Ind	L	1/1	5	1	4	0.5	0.5	0	0	1	0	0	0
Oct 15	at Was	L	1/1	3	2	1	0.0	0.0	0	0	0	0	0	0
PLACED ON INJURED RESERVE (Hand) ON 10/17														
TOTALS			6/6	16	8	8	1.5	8.5	0	0	1	0	0	0



3

QB

C.J. BEATHARD

6-2 || 215 || IOWA

11.16.93 || FRANKLIN, TN || 2ND YEAR || ACQUIRED D-3B IN '17

2018 HIGHLIGHTS

- Completed 23 of 37 atts. for 298 yds. and tied his career high with 2 TDs at LAC (9/30).
- Set single-game career highs in comps. (34), atts. (54), passing yds. (349) and tied his career high with 2 passing TDs vs. Arz. (10/7). Also registered a 1-yd. TD run, marking his 1st rushing TD of the season and 4th of his career. The 34 comps. and 54 atts. were the most by a 49ers QB since 10/10/04 vs. Arz. (QB Tim Rattay - 38 of 57 for 417 yds. and 2 TDs).
- Completed 16 of 23 atts. for 245 yds. and tied his career-high with 2 TDs at GB (10/15).

CAREER HIGHLIGHTS

- Set the 49ers single-season franchise record for atts. (224), comps. (123) and passing yds. (1,430) by a rookie QB.

MOST ATTS. BY A ROOKIE QB IN FRANCHISE HISTORY

Player	Atts.
1. C.J. Beathard (2017)	224
2. Tom Owen (1974)	184
3. Alex Smith (2005)	161
4. Earl Morrall (1956)	78
5. George Mira (1964)	53

MOST COMPS. BY A ROOKIE QB IN FRANCHISE HISTORY

Player	Comps.
1. C.J. Beathard (2017)	123
2. Tom Owen (1974)	88
3. Alex Smith (2005)	84
4. Earl Morrall (1956)	38
5t. George Mira (1964)	23
Steve Spurrier (1967)	23

- According to the Elias Sports Bureau, with his 4-yd. TD run vs. Dal. (10/22/17), he became the 3rd 49ers rookie quarterback to register a rushing TD since the merger in 1970 and the 1st since 1976 (QB Tom Owen - 1974; QB Scott Bull - 1976).

BEATHARD'S GOLDEN NUGGETS

- His last name is pronounced BETH-urd.
- Comes from a family rich in football tradition as his grandfather, Bobby Beathard, spent 38 years working in the NFL, including 22 seasons as general manager of the Washington Redskins (1978-88) and San Diego Chargers (1989-2000).
- Comes from a family who is equally as passionate about music as they are about sports. His father, Casey, played wide receiver at Elon College before becoming an accomplished country music songwriter who has penned hit songs for artists such as Billy Ray Cyrus and Kenny Chesney. His older brother, Tucker, was a standout baseball player who turned down a scholarship at Middle Tennessee and is now a rising country music singer and songwriter. Beathard's youngest brother, Clay, also plays quarterback and was named Tennessee's "Mr. Football" for his division in 2014. Growing up, the Beathard brothers formed a band that performed at local talent shows. C.J. played lead guitar and wrote most of the songs, while Tucker played drums and Clay assisted on guitar.
- Played with fellow 49ers 2017 draft choice TE George Kittle at Iowa (2012-16).

BEATHARD'S GAME-BY-GAME

2018	Date	Opp	W/L	P/S	Att	Cmp	Pct	Yds	TD	Int	Lg	Sk/Yds	Rtg	Rsh	Yds	TD	Total Net Yds.	Pct. Offense
Sep 9	at Min	L	0/0	—	—	—	—	DID NOT PLAY	—	—	—	—	—	—	—	—	—	—
Sep 16	Det	W	0/0	—	—	—	—	DID NOT PLAY	—	—	—	—	—	—	—	—	—	—
Sep 23	at KC	L	1/0	0	0	—	0	0	0	—	0/0	—	—	0	0	0	0	0.0
Sep 30	at LAC	L	1/1	37	23	62.2	298	2	2	82t	1/10	82.9	—	7	19	0	307	84.3
Oct 7	Arz	L	1/1	54	34	63.0	349	2	2	45	4/49	78.4	—	2	7	1	307	68.7
Oct 15	at GB	L	1/1	23	16	69.6	245	2	1	67t	2/18	115.3	—	3	21	0	248	61.8
Oct 21	LAR	L	1/1	27	15	55.6	170	1	2	35	7/49	56.1	—	2	13	0	134	58.8
Oct 28	at Arz	L	1/1	28	14	50.0	190	1	0	55t	4/30	83.9	—	5	9	0	169	63.3
Nov 1	Oak	W	0/0	—	—	—	—	DID NOT PLAY	—	—	—	—	—	—	—	—	—	—
Nov 12	NYG	L	0/0	—	—	—	—	DID NOT PLAY	—	—	—	—	—	—	—	—	—	—
Nov 25	at TB	L	0/0	—	—	—	—	DID NOT PLAY	—	—	—	—	—	—	—	—	—	—
Dec 2	at Sea	L	0/0	—	—	—	—	DID NOT PLAY	—	—	—	—	—	—	—	—	—	—
Dec 9	Den	W	0/0	—	—	—	—	DID NOT PLAY	—	—	—	—	—	—	—	—	—	—
Dec 16	Sea	W	0/0	—	—	—	—	DID NOT PLAY	—	—	—	—	—	—	—	—	—	—
Dec 23	Chi	L	0/0	—	—	—	—	DID NOT PLAY	—	—	—	—	—	—	—	—	—	—
Dec 30	at LAR	—	—	—	—	—	—	—	—	—	—	—	—	—	—	—	—	—
TOTALS				6/5	169	102	60.4	1,252	8	7	82t	18/156	81.8	19	69	1	1,165	21.7



CAREER HIGHLIGHTS (CONTINUED)

- In his 1st career start vs. Dal. (10/22/17), completed 22 of 38 atts. for 235 yds., setting the franchise record for most passing yds. by a rookie in his 1st start.


MOST PASSING YDS. BY A ROOKIE QB IN 1ST START IN FRANCHISE HISTORY

Player	Date	Opp.	Atts.	Comps.	Yds.	TDs	INTs
C.J. Beathard	10/22/17	vs. Dal.	38	22	235	0	0
Tom Owen	10/27/74	vs. Oak.	26	15	206	2	2
Earl Morrall	10/28/56	vs. Chi.	12	7	148	1	1
Jim Druckenmiller	9/7/97	at StL	28	10	102	1	3
George Mira	11/15/64	vs. GB	17	10	82	0	0

- His 83-yd. TD pass to WR Marquise Goodwin vs. NYG (11/12/17) set the franchise record for the longest comp. by a rookie QB.
- With his 83-yd. TD pass to WR Marquise Goodwin and 47-yd. TD pass to TE Garrett Celek vs. NYG (11/12/17), he became the 1st rookie QB in franchise history to have 2 TD passes of 45-or-more yds. in a single game.

GOLDMINE

- Beathard comes from a family steeped in football tradition. His grandfather, Bobby Beathard, spent 38 years working in the NFL, including 22 seasons as general manager of the Washington Redskins (1978-88) and San Diego Chargers (1989-2000). As a general manager of the Redskins, he served as the architect of Washington's Super Bowl winning teams in 1982 (Super Bowl XVII) and 1987 (Super Bowl XXII).



- Beathard became a father in December of 2016, just months before being selected in the 3rd round by San Francisco. A year later, he celebrated his daughter Lyla's first birthday at the conclusion of his rookie season. Despite the significant achievement of seeing time as a starting QB in his first season, Beathard considers his daughter's birth one of the greatest and proudest moments of his life. "The love I have experienced for her over this past year is something I never knew was possible," Beathard said. "I am thankful for all of the joy she brings to my life."



GOLDMINE (CONTINUED)

- After posing for a photoshoot, Beathard and his teammates joined Levi's in support of breast, colon and pediatric cancer warriors at the Crucial Catch Fashion Show presented by Dignity Health on October 2, 2018. 49ers players and cancer warriors took to the runway to show off their attire and share their stories of strength and courage with the audience.



- NFL players had the opportunity to participate in the NFL's annual My Cause, My Cleats campaign during a designated home game between Weeks 13-15. Beathard and his teammates represented their respective causes with custom-designed cleats in an effort to raise awareness and funding.



- The 49ers worked alongside the humanitarian-relief organization Convoy of Hope on December 4, 2018, and hosted 1,500 guests in-need from Bay Area nonprofits and schools at Levi's® Stadium for a free holiday resource fair. Beathard and his 49ers teammates distributed groceries, toys, books, shoes and other holiday offerings to the guests. The attendees also received haircuts, utilized health resources and took family portraits or professional headshots. Convoy of Hope is a nonprofit organization that directs children's feeding initiatives, hosts community outreach programs and provides disaster response resources to those in need in the Bay Area and throughout the world.





GOLDMINE (CONTINUED)

- Beathard and his teammates surprised guests of the CityTeam Men's Program and House of Grace on November 20, 2018, at Levi's Stadium. The group believed they were just taking a tour of the stadium, but they were in fact joining the 49ers players for a night full of exciting events. The guests received a make-over and haircut, selected a new outfit from Dockers, snapped a new headshot and then shared a Thanksgiving dinner with the 49ers players.
- The 49ers joined forces with Martha's Kitchen of San Jose as part of their Community Tuesday kickoff event on September 11, 2018. Beathard and teammates took part in the event by serving dinner to nearly 200 residents in need, refilling beverages and bussing tables. Both the 49ers and Levi's Stadium partner with Martha's Kitchen throughout the year by donating excess food after stadium events. Martha's Kitchen's mission is to "feed the hungry with dignity, no questions asked, no judgements made."



- During his time at Iowa, Beathard earned the nickname "Sunshine" from Hawkeye fans because his long, flowing hair resembled the character with the same nickname from the football movie "Remember The Titans." In 2015, he cut off his hair and donated it to Wigs For Kids, a non-profit organization that makes wigs to support for children who have lost their hair due to medical issues at no cost to children or their families.

- As part of the 49ers annual Thanksgiving celebrations, Beathard and his teammates visited Cityteam San Jose to serve a holiday feast to over 300 people in need. Guests enjoyed turkey along with all of the usual holiday sides, while getting to know the 49ers.
- In August of 2016, Beathard joined his younger brother, singer/songwriter Tucker Beathard, on stage at the first-ever concert at Iowa's Kinnick Stadium. Tucker, one of country music's rising stars, saw his song "Rock On" become a top-10 hit on Billboard's country chart. While performing a new track called "I'll Take On The World With You," which he co-wrote about the bond between he and his siblings, Tucker brought his older brother and former childhood bandmate onto the stage for a moment the two will never forget. "Ever since C.J. started at Iowa, playing a show at Kinnick Stadium was one of those unreachable dreams that you never think will actually come true," said Tucker. "Our whole family lives for sports and music...it's what bonds us together going back to my grandpa and his years in the NFL. It was awesome to be invited to the Back Porch Revival and to see those two worlds collide in front of a stadium full of people. I'll never forget it!"





BEATHARD'S CAREER STATISTICS

YEAR	TEAM	GP	GS	PASSING										RUSHING				
				ATT	CMP	PCT	YDS	TD	INT	LG	SK	LST	RTG	ATT	YDS	AVG	LG	TD
2017	SF	7	5	224	123	54.9	1,430	4	6	83t	19	141	69.2	26	136	5.2	16	3
2018	SF	6	5	169	102	60.4	1,252	8	7	82t	18	156	81.8	19	69	3.6	9	1
TOTALS		13	10	393	225	57.3	2,682	12	13	83t	37	297	74.6	45	205	4.6	16	4

Additional Statistics:

Fumbles—Lost — 8—5: 2017 (3—2); 2018 (5—3)

Tackles — 2: 2017 (1); 2018 (1)

Fumble Recoveries — 2: 2018 (2)

Milestones:

NFL Debut: at Arz. (10/1/17); **First Start:** vs. Dal. (10/22/17); **First Completion:** at Was. (10/15/17 — 13-yd. pass to TE Garrett Celek); **First Passing TD:** at Was. (10/15/17 — 45-yd. pass to WR Aldrick Robinson); **First Rushing TD:** vs. Dal. (10/22/17 — 4-yd. run); **First 300—Yd. Game:** vs. Arz. (10/7/18 — 349 yds.); **300—Yd. Games:** 1 — vs. Arz. (10/7/18 — 349 yds.)

BEATHARD'S CAREER HIGHS

Passes Attempted: 54 vs. Arz. (10/7/18)

Completions: 34 vs. Arz. (10/7/18)

Completion Percentage: 76.0 vs. NYG (11/12/17)

Passing Yards: 349 vs. Arz. (10/7/18)

Long Pass: 83t vs. NYG (11/12/17)

QB Rating: 123.4 vs. NYG (11/12/17)

Passing Touchdowns: 2 (4 times) Last at GB (10/15/18)

Rushes: 7 at LAC (9/30/18)

Rushing Yards: 40 at Phi. (10/29/17)

Long Rush: 16 vs. Dal. (10/22/17)

Rushing Touchdowns: 1 (4 times) Last vs. Arz. (10/7/18)

BEATHARD'S TRANSACTIONS

Originally the second of two 3rd-round (104th overall) draft choices by SF in 2017.



2017

- Played in 7 games (5 starts) and completed 123 of 224 atts. for 1,430 yds. and 4 TDs. Set the single-season franchise record for atts. (224), comps. (123) and passing yds. (1,430) by a rookie QB. Added 26 carries for 136 yds. and 3 TDs rushing. His 3 rushing TDs set the single-season franchise record for rushing TDs by a rookie QB.
- Entered the game in the 2nd qtr. at Was. (10/15), and helped erase a 17-point deficit, as the 49ers tied the game 17-17 in the 3rd qtr. Finished the game completing 19 of 36 atts. for 245 yds., and his 1st career TD, a 45-yd. TD pass to WR Aldrick Robinson.
- In his 1st career start vs. Dal. (10/22), completed 22 of 38 passing atts. for 235 yds. His 235 passing yds. are the most by a 49ers rookie quarterback in their 1st career start.
- Added 5 rushing atts. for 30 yds. and his 1st career rushing TD vs. Dal. (10/22). According to the Elias Sports Bureau, Beathard became the 3rd 49ers rookie quarterback to register a rushing TD since the merger in 1970 and the 1st since 1976 (QB Tom Owen - 1974; QB Scott Bull - 1976).
- Completed 24 of 51 atts. for 294 yds., including a then-career-long 55-yd. completion to WR Marquise Goodwin vs. Arz. (11/5). Also had 3 carries for 16 yds. and 1 TD, marking his 2nd rushing TD of the season [1 rushing TD vs. Dal. (10/22/17)].
- Completed 19 of 25 atts. for 288 yds., 2 TDs, 1 INT and a QB rating of 123.4 vs. NYG (11/12). Connected on a 83-yd. TD pass to WR Marquise Goodwin to set the franchise record for the longest comp. by a rookie QB. Also had a 47-yd. TD pass to TE Garrett Celek to become the 1st rookie QB in franchise history to complete 2 TD passes of 45-or-more yds. in a single game. Added an 11-yd. TD run, marking his 3rd rushing TD of the season.

COLLEGE

In four seasons with Iowa, played in 41 games (28 starts) and completed 454 of 782 atts. for 5,562 yds., 40 TDs and 19 INTs. Finished his collegiate career ranked 6th in school history in career TD passes (40), 7th in comps. (454) and atts. (782) and 8th in passing yds.(5,562). In 2016, was named a captain and earned Academic All-Big Ten and honorable mention All-Big Ten honors. Also the recipient of the team's Hayden Fry Award, Most Valuable Player (offense) and the Players' Choice Award (offense). Started all 13 games and completed 170 of 301 atts., for 1,929 yds., 17 TDs and 10 INTs. As a junior, was named the team's Most Valuable Player (offense) and was named a captain. Also earned Second-Team All-Big Ten honors, the "Extra Heartbeat" Award (offense) and Players' Choice Award (offense). Started all 14 games and completed 223 of 362 atts. for 2,809 yds, 17 TDs and 5 INTs. As a sophomore, played in 9 games (1 start) and completed 52 of 92 atts. for 645 yds., 5 TDs and 2 INTs. In 2013, appeared in 5 games and completed 9 of 27 atts. for 179 yds., 1 TD and 2 INTs. Redshirted in 2012.

PERSONAL

- Attended Battle Ground Academy (Franklin, TN), and led the state of Tennessee in passing yds., comps. and TDs as a junior and senior.
- Earned first-team all-state honors and was runner-up for "Mr. Football Award" in Tennessee as a senior. Also named first-team all-region and region MVP as a junior and senior.
- Four-year letterman in both football and baseball.
- In December of 2016, Beathard and his longtime girlfriend, Madelyn Chupka, gave birth to a girl, Lyla.
- Born C.J. Beathard (11/16/93) in Franklin, TN.
- Majored in leisure studies (recreation and sport business).

BEATHARD'S GAME-BY-GAME

Only games Beathard has appeared in on offense are listed

2017													Total			Pct.	
Date	Opp	W/L	P/S	Att	Cmp	Pct	Yds	TD	Int	Lg	Sk/Yds	Rtg	Rsh	Yds	TD	Net Yds.	Offense
Oct 1	at Arz	L	1/0	0	0	—	0	0	0	—	0/0	—	0	0	0	0	0.0
Oct 15	at Was	L	1/0	36	19	52.8	245	1	1	45t	2/19	72.1	1	14	0	240	71.6
Oct 22	Dal	L	1/1	38	22	57.9	235	0	0	48	5/48	76.1	5	30	1	217	74.8
Oct 29	at Phi	L	1/1	36	17	47.2	167	1	2	24	4/23	46.9	6	40	0	184	77.3
Nov 5	Arz	L	1/1	51	24	47.1	294	0	1	55	5/28	57.1	3	16	1	282	85.7
Nov 12	NYG	W	1/1	25	19	76.0	288	2	1	83t	0/0	123.4	5	15	1	303	63.9
Nov 26	Sea	L	1/1	38	22	57.9	201	0	1	34	3/23	61.4	6	21	0	199	71.1
TOTALS			7/5	224	123	54.9	1,430	4	6	83t	19/141	69.2	26	136	3	1,425	25.5



98

DL

RONALD BLAIR III

6-4 || 270 || APPALACHIAN STATE

1.21.93 || GREENSBORO, GA || 3RD YEAR || ACQUIRED D-5A IN '16

2018 HIGHLIGHTS

- Set single-season career highs with 5.5 sacks and 30 tackles.
- Combined with DL DeForest Buckner on a sack of Vikings QB Kirk Cousins at Min. (9/9).
- Brought down Packers QB Aaron Rodgers for a 6-yd. loss at GB (10/15).
- Brought down Cardinals QB Josh Rosen for a 3-yd. loss at Arz. (10/28).
- Registered 1.0 sack of Raiders QB AJ McCarron vs. Oak. (11/1). Registered 1.0 sacks in consecutive games for the first time in his career.
- Sacked Seahawks QB Russell Wilson for a loss of 16 yds. at Sea. (12/2).
- Brought down Broncos QB Case Keenum for a loss of 10 yds. vs. Den. (12/9), marking the second time this season he has registered at least 1.0 sack in consecutive games.

GOLDMINE

- The 49ers, in partnership with Fresh Lifelines for Youth (FLY), visited the Santa Clara Juvenile Hall to work with residents on frustration management on October 9, 2018. Blair III and his teammates held a discussion with the young people, and later divided into groups to engage in football drills that demonstrated the proper way to focus negative energy in a positive manner. After the drills, they held another discussion centered on making right decisions when it comes to frustration management.



- In his hometown of Greensboro, GA, Blair volunteers at Relay For Life, a branch of the American Cancer Society. The subject of cancer is near to Blair's heart, as his grandmother, Annie Ruth Peek, passed away from colon cancer while he was growing up. In the future, Blair aims to start his own foundation with the goal of creating a community where people who are going through life-changing experiences can call home. "I lost my grandmother to colon cancer. I lost my grandfather to a heart attack. My stepfather was in a car accident and is now a paraplegic. So, those people have a special place in my heart and I want to get involved in helping with causes like those."

BLAIR III'S GOLDEN NUGGETS

- Blair volunteers at the Relay for Life in his hometown of Greensboro, GA. One day, he hopes to start his own foundation that would create a community for people going through life-changing experiences.
- Growing up, Blair's first sport was basketball, not football. His father put a basketball in his crib when he was one year old and Blair only switched to football once he realized his size was better suited for the gridiron.

BLAIR III'S GAME-BY-GAME

2018

Date	Opp	W/L	P/S	Tot	Sol	Ast	Sk	Yds	Int	Yds	PD	FF	FR	Yds
Sep 9	at Min	L	1/0	2	1	1	0.5	1.0	0	0	0	0	0	0
Sep 16	Det	W	1/0	1	1	0	0.0	0.0	0	0	0	0	0	0
Sep 23	at KC	L	1/0	2	2	0	0.0	0.0	0	0	0	0	0	0
Sep 30	at LAC	L	1/0	2	0	2	0.0	0.0	0	0	0	0	0	0
Oct 7	Arz	L	1/0	1	0	1	0.0	0.0	0	0	0	0	0	0
Oct 15	at GB	L	1/0	4	2	2	1.0	6.0	0	0	0	0	0	0
Oct 21	LAR	L	1/0	2	1	1	0.0	0.0	0	0	0	0	0	0
Oct 28	at Arz	L	1/0	3	3	0	1.0	3.0	0	0	0	0	0	0
Nov 1	Oak	W	1/0	1	1	0	1.0	7.0	0	0	0	0	0	0
Nov 12	NYG	L	1/0	2	2	0	0.0	0.0	0	0	0	0	0	0
Nov 25	at TB	L	1/0	1	1	0	0.0	0.0	0	0	0	0	0	0
Dec 2	at Sea	L	1/0	2	1	1	1.0	16.0	0	0	0	0	0	0
Dec 9	Den	W	1/0	3	3	0	1.0	10.0	0	0	0	0	0	0
Dec 16	Sea	W	1/0	1	0	1	0.0	0.0	0	0	0	0	0	0
Dec 23	Chi	L	1/0	3	2	1	0.0	0.0	0	0	0	0	0	0
Dec 30	at LAR													
TOTALS				15/0	30	21	9	5.5 43.0	0	0	0	0	0	0

GOLDMINE (CONTINUED)

- Blair cites the transition from 8th grade to high school, and specifically a conversation he had with his band director, as a key moment that stoked his competitive fire. Entering the 9th grade, his band director wanted him to continue playing the tuba in the school's band and not play football because he wouldn't see the field as a freshman. That year, Blair became a starter on varsity. "That's definitely one moment that sticks out and helped me develop in the football world," said Blair.



GOLDMINE (CONTINUED)

- Blair III and his teammates surprised guests of the CityTeam Men's Program and House of Grace on November 20, 2018, at Levi's Stadium. The group believed they were just taking a tour of the stadium, but they were in fact joining the 49ers players for a night full of exciting events. The guests received a makeover and haircut, selected a new outfit from Dockers, snapped a new headshot and then shared a Thanksgiving dinner with the 49ers players.



BLAIR III'S CAREER STATISTICS

YEAR	TEAM	GP	GS	TACKLES				YDS	INT	YDS	INTERCEPTIONS			PD	FUMBLES		
				TOT	SOL	AST	SACKS				LG	TD	FF		FR	YDS	
2016	SF	16	0	18	16	2	3.0	14.0	0	0	—	0	0	0	0	0	0
2017	SF	6	2	15	10	5	2.0	7.0	0	0	—	0	0	0	1	0	0
2018	SF	15	0	30	21	9	5.5	43.0	0	0	—	0	0	0	0	0	0
TOTALS		37	2	63	47	16	10.5	64.0	0	0	—	0	0	0	1	0	0

Milestones:

NFL Debut: vs. LAR (9/12/16); **First Start:** vs. Arz. (11/5/17); **First Sack:** vs. Dal. (10/2/16 – QB Dak Prescott); **First Multi-Sack Game:** vs. NYG (11/12/17 – 2.0; QB Eli Manning); **First FF:** vs. NYG (11/12/17 – QB Eli Manning)

BLAIR III'S CAREER HIGHS

Total Tackles: 5 vs. Sea. (11/26/17)

Solo: 4 (2 times) Last vs. Sea. (11/26/17)

Assists: 2 (3 times) Last at GB (10/15/18)

Sacks: 2.0 vs. NYG (11/12/17)

Forced Fumbles: 1 vs. NYG (11/12/17)

BLAIR III'S TRANSACTIONS

Originally the first of three 5th-round (142nd overall) draft choices by SF in 2016...Placed on the Injured Reserve List on 9/3/17...Activated from the Injured Reserve List on 11/4/17.



2017

- Played in 6 games (2 starts) and tallied 15 tackles, 2.0 sacks and 1 FF after being activated from the Injured Reserve List on 11/4.
- Registered his 1st career multi-sack game vs. NYG (11/12), notching 2.0 sacks of Giants QB Eli Manning. Also tallied his 1st career FF on a strip-sack of Manning.

2016

- Appeared in all 16 games during his rookie season and registered 18 tackles and 3.0 sacks.
- Combined with CB Chris Davis to take down QB Dak Prescott vs. Dal. (10/2), marking the 1st sack of his NFL career.
- Recorded 2 tackles and the 1st full sack of his career at Mia. (11/27), taking down QB Ryan Tannehill for a 9-yd. loss.
- Notched the 3rd sack of his career and was part of a 49ers defense that allowed 177 net yds. (99 rush, 78 pass) at LAR (12/24), the fewest given up by the 49ers defense in a single game since 11/19/12 vs. Chi. (143; 85 rush, 58 pass).

COLLEGE

Started all 51 games in which he appeared in for the Mountaineers and registered 221 tackles, 21.0 sacks, 53.5 TFLs, 4 FRs, 2 FFs, 1 INT and 2 PDs. In 2015, was named Sun Belt Conference Defensive Student-Athlete of the Year and First-Team All-Sun Belt. Started all 13 games and tallied 71 tackles, 7.5 sacks, 19.0 TFLs, 1 FF, 1 FR and 1 INT. As a junior, was a Second-Team All-Sun Belt honoree. Started all 12 games and notched 43 tackles, 6.0 sacks, 13.0 TFLs, 1 FR and 1 PD. In 2013, started 2 games and recorded 7 tackles, 1.0 sack, 1.5 TFLs and 1 FR before receiving a medical redshirt. As a sophomore, named First-Team All-Southern Conference as he started all 12 games and registered 60 tackles, 3.0 sacks, 8.5 TFLs and 1 FR. In 2011, earned NCAA Division I FCS Freshman All-America honors from the College Sports Journal and was a Southern Conference All-Freshman Team honoree. Started all 12 games and tallied 40 tackles, 3.5 sacks, 11.5 TFLs, 1 FF and 1 PD.

PERSONAL

- Attended Greene County (Greensboro, GA) HS where he was named the 2010 Georgia Region 4-AA Defensive Player of the Year. Also was named second-team all-state by the Associated Press.
- As a senior, recorded 112 tackles, 9.0 sacks, 1 FR and 1 INT that he returned 70 yds. for a TD.
- Born Ronald Blair III (1/21/93) in Washington, D.C.
- Graduated with a degree in health promotion.

INJURY REPORT

2017: Placed on the Injured Reserve List on 9/3 with a thumb injury.


BLAIR III'S GAME-BY-GAME

2016

Date	Opp	W/L	P/S	Tot	Sol	Ast	Sk	Yds	Int	Yds	PD	FF	FR	Yds
Sep 12	LAR	W	1/0	0	0	0	0.0	0.0	0	0	0	0	0	0
Sep 18	at Car	L	1/0	0	0	0	0.0	0.0	0	0	0	0	0	0
Sep 25	at Sea	L	1/0	1	1	0	0.0	0.0	0	0	0	0	0	0
Oct 2	Dal	L	1/0	0	0	0	0.5	1.5	0	0	0	0	0	0
Oct 6	Arz	L	1/0	0	0	0	0.0	0.0	0	0	0	0	0	0
Oct 16	at Buf	L	1/0	0	0	0	0.0	0.0	0	0	0	0	0	0
Oct 23	TB	L	1/0	1	1	0	0.0	0.0	0	0	0	0	0	0
Nov 6	NO	L	1/0	3	3	0	0.0	0.0	0	0	0	0	0	0
Nov 13	at Arz	L	1/0	1	0	1	0.0	0.0	0	0	0	0	0	0
Nov 20	NE	L	1/0	4	4	0	0.0	0.0	0	0	0	0	0	0
Nov 27	at Mia	L	1/0	2	2	0	1.0	9.0	0	0	0	0	0	0
Dec 4	at Chi	L	1/0	0	0	0	0.0	0.0	0	0	0	0	0	0
Dec 11	NYJ	L	1/0	4	3	1	0.5	2.5	0	0	0	0	0	0
Dec 18	at Atl	L	1/0	0	0	0	0.0	0.0	0	0	0	0	0	0
Dec 24	at LAR	W	1/0	1	1	0	1.0	1.0	0	0	0	0	0	0
Jan 1	Sea	L	1/0	1	1	0	0.0	0.0	0	0	0	0	0	0
TOTALS			16/0	18	16	2	3.0	14.0	0	0	0	0	0	0

2017

Date	Opp	W/L	P/S	Tot	Sol	Ast	Sk	Yds	Int	Yds	PD	FF	FR	Yds
Sep 10	Car	L	—	—	—	—	—	—	—	—	—	—	—	—
Sep 17	at Sea	L	—	—	—	—	—	—	—	—	—	—	—	—
Sep 21	LAR	L	—	—	—	—	—	—	—	—	—	—	—	—
Oct 1	at Arz	L	—	—	—	—	—	—	—	—	—	—	—	—
Oct 8	at Ind	L	—	—	—	—	—	—	—	—	—	—	—	—
Oct 15	at Was	L	—	—	—	—	—	—	—	—	—	—	—	—
Oct 22	Dal	L	—	—	—	—	—	—	—	—	—	—	—	—
Oct 29	at Phi	L	—	—	—	—	—	—	—	—	—	—	—	—
ACTIVATED FROM THE INJURED RESERVE LIST ON 11/4														
Nov 5	Arz	L	1/1	3	2	1	0.0	0.0	0	0	0	0	0	0
Nov 12	NYG	W	1/1	4	3	1	2.0	7.0	0	0	0	1	0	0
Nov 26	Sea	L	1/0	5	4	1	0.0	0.0	0	0	0	0	0	0
Dec 3	at Chi	W	1/0	0	0	0	0.0	0.0	0	0	0	0	0	0
Dec 10	at Hou	W	—	—	—	—	—	—	—	—	—	—	—	—
Dec 17	Ten	W	—	—	—	—	—	—	—	—	—	—	—	—
Dec 24	Jax	W	1/0	2	0	2	0.0	0.0	0	0	0	0	0	0
Dec 31	at LAR	W	1/0	1	1	0	0.0	0.0	0	0	0	0	0	0
TOTALS			6/2	15	10	5	2.0	7.0	0	0	0	1	0	0



84

WR

KENDRICK BOURNE

6-1 || 203 || EASTERN WASHINGTON

8.4.95 || PORTLAND, OR || 2ND YEAR || ACQUIRED FA IN '17

2018 HIGHLIGHTS

- Set career highs in games played (15), starts (7), receipts. (37), rec. yds. (428) and rec. TDs (3).
- Registered his first career TD receipt. on a 4-yd. pass from QB Jimmy Garoppolo vs. Det. (9/16).
- Caught his 2nd TD of the season on a 2-yd. pass from QB C.J. Beathard at LAC (9/30).
- In his first career start at Arz. (10/28), hauled in a career-high 7 receipts. for a team-high 71 yds.
- Registered 2 receipts. for 6 yds. and 1 TD, his 3rd of the season, vs. Oak. (11/1).

GOLDMINE

- As a rookie, Bourne attended the 49ers' annual Mentorship Academy, which provides players with the opportunity to pass on their life lessons to local high school football players, who then turn it around and share that advice with youth football players in their respective area. The players discussed a variety of subjects, including stress management, healthy eating, exhibiting leadership and maintaining healthy relationships.



- Bourne's heritage consists of being half Samoan and half African-American. He has a number of related tattoos that begin on his left shoulder and stretches all the way down to his wrist. In 2013 after his senior season at Milwaukie Arts (Portland, OR) Academy, Bourne was honored when he was chosen to play in the Polynesian All-American Bowl in La Mirada, CA. The love for his heritage was instilled in him by his mom, Luisa, who he calls 'His reason why.'

BOURNE'S GOLDEN NUGGET

- Students at Bourne's high school, which is a charter school (Milwaukie Academy of the Arts), received special permission from the Oregon School Athletics Association (OSAA) to compete on Milwaukie High School athletics teams.

BOURNE'S GAME-BY-GAME

2018

Date	Opp	W/L	P/S	Rec	Yds	Avg	Lg	TD
Sep 9	at Min	L	1/0	0	0	—	—	0
Sep 16	Det	W	1/0	1	4	4.0	4t	1
Sep 23	at KC	L	1/0	1	27	27.0	27	0
Sep 30	at LAC	L	1/0	3	34	11.3	17	1
Oct 7	Arz	L	1/0	4	33	8.3	10	0
Oct 15	at GB	L	1/0	1	22	22.0	22	0
Oct 21	LAR	L	1/0	0	0	—	—	0
Oct 28	at Arz	L	1/1	7	71	10.1	19	0
Nov 1	Oak	W	1/0	2	6	3.0	4t	1
Nov 12	NYG	L	1/1	4	33	8.3	13	0
Nov 25	at TB	L	1/1	2	27	13.5	17	0
Dec 2	at Sea	L	1/1	4	60	15.0	33	0
Dec 9	Den	W	1/1	2	22	11.0	12	0
Dec 16	Sea	W	1/1	2	16	8.0	12	0
Dec 23	Chi	L	1/1	4	73	18.3	25	0
Dec 30	at LAR							
TOTALS			15/7	37	428	11.6	33	3



BOURNE'S CAREER STATISTICS

YEAR	TEAM	GP	GS	NO	RECEIVING				ATT	RUSHING			
					YDS	AVG	LG	TD		YDS	AVG	LG	TD
2017	SF	11	0	16	257	16.1	54	0	0	0	—	—	0
2018	SF	15	7	37	428	11.6	33	3	0	0	—	—	0
TOTALS		26	7	53	685	12.9	54	3	0	0	—	—	0

Additional Statistics:

Tackles – 2: 2017 (1); 2018 (1)

Forced Fumbles – 1: 2017 (1)

Fumble Recoveries – 1: 2018 (1)

Milestones:

NFL Debut: vs. Car. (9/10/17); **First Start:** at Arz. (10/28/18); **First Reception:** vs. Arz. (11/5/17 – 25-yd. pass from QB C.J. Beathard); **First TD Reception:** vs. Det. (9/16/18 – 4-yd. pass from QB Jimmy Garoppolo)

BOURNE'S CAREER HIGHS

Receptions: 7 at Arz. (10/28/18)

Receiving Yards: 85 vs. Ten. (12/17/17)

TD Receptions: 1 (3 times) Last vs. Oak. (11/1/18)

Long Reception: 54 vs. Ten. (12/17/17)

BOURNE'S TRANSACTIONS

Originally signed as an undrafted free agent by SF on 5/4/17.



2017

- Played in 11 games and tallied 16 receipts. for 257 yds.
- Registered career-highs in receipts. (4) and rec. yds. (85) vs. Ten. (12/17). Also tallied a career-long 54-yd. receipt.

COLLEGE

Appeared in 53 games (32 starts) and totaled 211 receipts. for 3,130 yds. and 27 TDs during his four-year career at Eastern Washington. As a senior, earned Second-Team All-Big Sky honors after started all 13 games and registering 79 receipts. for 1,201 yds. and 7 TDs. In 2015, appeared in 11 games (10 starts) and recorded 73 receipts. for 998 yds. and 8 TDs to earn Second-Team All-Big Sky honors. As a sophomore, appeared in all 14 games (9 starts) and earned All-Big Sky Honorable Mention honors after totaling 52 receipts. for 814 yds. and 10 TDs. Saw action in 14 games as a freshman in 2013 and notched 7 receipts. for 117 yds. and 2 TDs.

PERSONAL

- Attended Milwaukie Arts (Portland, OR) Academy, where he was a first-team All-Northwest Oregon Conference selection in 2012 after totaling 54 receipts. for 1,292 yds. and 18 TDs.
- Majored in communication studies at Eastern Washington.
- Born 8/4/95 in Portland, OR to Eric and Luisa Turner.

BOURNE'S GAME-BY-GAME

2017

Date	Opp	W/L	P/S	Rec	Yds	Avg	Lg	TD
Sep 10	Car	L	1/0	0	0	—	—	0
Sep 17	at Sea	L	—	—	INACTIVE	—	—	—
Sep 21	LAR	L	—	—	INACTIVE	—	—	—
Oct 1	at Arz	L	—	—	INACTIVE	—	—	—
Oct 8	at Ind	L	—	—	INACTIVE	—	—	—
Oct 15	at Was	L	—	—	INACTIVE	—	—	—
Oct 22	Dal	L	1/0	0	0	—	—	0
Oct 29	at Phi	L	1/0	0	0	—	—	0
Nov 5	Arz	L	1/0	2	39	19.5	25	0
Nov 12	NYG	W	1/0	3	42	14.0	20	0
Nov 26	Sea	L	1/0	2	22	11.0	15	0
Dec 3	at Chi	W	1/0	0	0	—	—	0
Dec 10	at Hou	W	1/0	2	29	14.5	18	0
Dec 17	Ten	W	1/0	4	85	21.3	54	0
Dec 24	Jax	W	1/0	1	12	12.0	12	0
Dec 31	at LAR	W	1/0	2	28	14.0	16	0
TOTALS			11/0	16	257	16.1	54	0



22

RB

MATT BREIDA

5-11 || 190 || GEORGIA SOUTHERN

2.28.95 || BRANDON, FL || 2ND YEAR || ACQUIRED FA IN '17

2018 HIGHLIGHTS

- Ranks 4th in the NFL with a 5.3 rushing avg. (min. 100 atts.).

HIGHEST RUSHING AVG. IN THE NFL, 2018

Player	Atts.	Yds.	Avg.	TDs
1. Aaron Jones, GB	133	728	5.5	8
2. Phillip Lindsay, Den.	182	991	5.4	9
3. Kerryon Johnson, Det.	118	641	5.4	3
4. Matt Breida, SF	153	814	5.3	3
5. Nick Chubb, Cle.	183	972	5.3	8

- Set single-season career highs in rushing atts. (153), rushing yds. (814), rushing TDs (3), repts. (27), rec. yds. (261) and rec. TDs (2).
- Rushed for a career-high 138 yds. and 1 TD on 11 carries (12.5 avg.) vs. Det. (9/16), including a career-long 66-yd. TD run, while also adding 3 repts. for 21 yds. Breida's 12.5 avg. is the 3rd-best single-game rushing avg. in franchise history (min. 10 atts.).

HIGHEST SINGLE-GAME RUSHING AVG. IN FRANCHISE HISTORY (MIN. 10 ATTS.)

Player	Date	Opponent	Atts.	Yds.	Avg.
1. Joe Perry	11/2/58	vs. Det.	13	174	13.4
2. Frank Gore	9/20/09	vs. Sea.	16	207	12.9
3. Matt Breida	9/16/18	vs. Det.	11	138	12.5

- His 66-yd. TD run vs. Det. (9/16) marked the longest run by a member of the 49ers since QB Colin Kaepernick registered a 90-yd. TD run vs. SD (12/20/14).
- Registered 159 yds. from scrimmage (138 rushing yds. and 21 rec. yds.) vs. Det. (9/16) on 14 touches. His 11.4 yds. per touch ranks 7th among all RBs for a single game in franchise history and is the highest avg. since 9/20/09 [RB Frank Gore - 11.7 avg. (207 rushing yds. and 39 rec. yds.) on 21 touches].
- Capped off the team's opening 75-yd. drive with a 5-yd. TD repts. from QB C.J. Beathard vs. Arz. (10/7).
- Recorded a 3-yd. TD run at GB (10/15) and finished the game with 14 carries for 61 yds. and 1 TD.
- Registered a career-high 17 carries for 101 yds. and 1 TD vs. NYG (11/12). Added 3 repts. for 31 yds. and 1 TD through the air. With the rec. TD, became the first member of the 49ers to register at least 1 rushing TD and 1 rec. TD in the same game since 2014 [WR Bruce Ellington vs. SD (12/20/14)].
- Carried the ball 14 times for 106 yds. at TB (11/25), marking his 3rd career 100-yd. game. Reached 100-or-more yds. in consecutive games [101 rushing yds. vs. NYG (11/12/18)] for the first time in his career and became the first member of the 49ers to register at least 100 yds. rushing in consecutive games since RB Frank Gore in 2014 [158 rushing yds. vs. SD (12/20/14) & 144 rushing yds. vs. Arz. (12/28/14)].
- Hauled in 3 repts. for a career-high 51 rec. yds. at Sea. (12/2).

BREIDA'S GOLDEN NUGGETS

- Graduated from Georgia Southern with a degree in accounting.
- Earned First-Team All-Sun Belt honor in consecutive seasons (2014-15).
- Began playing Pop Warner youth football for his soon to be father-in-law, as he was coached by his wife's dad.

BREIDA'S GAME-BY-GAME

2018

Date	Opp	W/L	P/S	Rsh	Yds	Avg	Lg	TD	Rec	Yds	TD	
Sep 9	at Min	L	1/0	11	46	4.2	11	0	1	5	0	
Sep 16	Det	W	1/1	11	138	12.5	66t	1	3	21	0	
Sep 23	at KC	L	1/1	10	90	9.0	26	0	3	27	0	
Sep 30	at LAC	L	1/1	9	39	4.3	12	0	3	32	0	
Oct 7	Arz	L	1/1	8	56	7.0	17	0	1	5	1	
Oct 15	at GB	L	1/1	14	61	4.4	13	1	0	0	0	
Oct 21	LAR	L	1/1	5	15	3.0	7	0	0	0	0	
Oct 28	at Arz	L	1/1	16	42	2.6	10	0	0	0	0	
Nov 1	Oak	W	1/1	12	44	3.7	18	0	1	3	0	
Nov 12	NYG	L	1/1	17	101	5.9	23	1	3	31	1	
Nov 25	at TB	L	1/1	14	106	7.6	33	0	3	34	0	
Dec 2	at Sea	L	1/1	5	6	1.2	3	0	3	51	0	
Dec 9	Den	W	—	—	INACTIVE (Knee)			—	—	—	—	
Dec 16	Sea	W	1/1	17	50	2.9	8	0	5	46	0	
Dec 23	Chi	L	1/1	4	20	5.0	11	0	1	6	0	
Dec 30	at LAR											
TOTALS				14/13	153	814	5.3	66t	3	27	261	2



GOLDMINE

- As a senior in 2016, despite receiving consideration for multiple national athletic awards which included the watch list for both the Doak Walker Award and Maxwell Award, it was an award for what he does off the field that Breida felt most honored by. Breida was announced as a finalist for the 2016 Senior Class Award after making the Georgia Southern Eagles' Honor Roll and being involved in the community by reading and speaking to local elementary schools in Statesboro, GA, as well as back home in Florida. "One of the best people I've ever been around," said Georgia Southern Head Coach Tyson Summers when asked about Breida. The 2016 Senior Class Award is given to a senior who has various notable achievements in four areas: community, classroom, character, and competition. "For them to see me as one of the role models was pretty cool for me," said Breida.

- Breida honors his parents, calling them the reason he is where he is today. "They mean everything to me. I could be somewhere else," said Breida who was adopted the day after he was born by Terri and Mike Breida.



- Both permanently disabled, Terri and Mike sacrificed to make sure Matt and his brother had the best life they could offer them. According to Breida, "They gave me everything that they could even though we didn't have a lot. Adoption or no adoption, family is family. I see them as my parents, from day one. No matter what. That's mom and dad to me. I would do anything for them."

BREIDA'S CAREER STATISTICS

YEAR	TEAM	GP	GS	ATT	RUSHING				TD	NO	RECEIVING			
					YDS	AVG	LG				YDS	AVG	LG	TD
2017	SF	16	0	105	465	4.4	33t		2	21	180	8.6	32	1
2018	SF	14	13	153	814	5.3	66t		3	27	261	9.7	26	2
TOTALS		30	13	258	1,279	5.0	66t		5	48	441	9.2	32	3

Additional Statistics:

Fumbles—Lost — 2—1: 2017 (1—0); 2018 (1—1)

Fumble Recoveries — 3: 2017 (1); 2018 (2)

Special Teams Tackles — 1: 2017 (1)

Kickoff Returns — 5: 2017 (5)

Kickoff Return Yards — 83: 2017 (83)

Tackles — 1: 2018 (1)

Milestones:

NFL Debut: vs. Car. (9/10/17); **First Start:** vs. Det. (9/16/18); **First Rushing TD:** vs. NYG (11/12/17 — 33-yds.); **100-yd. Games:** 3 — Last at TB (11/25/18 — 106 yds.); **First Reception:** at Sea. (9/17/17 — 3-yd. pass from QB Brian Hoyer); **First TD Reception:** at Phi. (10/29/17 — 21-yd. pass from QB C.J. Beathard)

BREIDA'S CAREER HIGHS

Rushes: 17 (2 times) vs. Sea. (12/16/18)

Rushing Yards: 138 vs. Det. (9/16/18)

Rushing TDs: 1 (5 times) Last vs. NYG (11/12/18)

Long Rush: 66t vs. Det. (9/16/18)

Receptions: 5 vs. Sea. (12/16/18)

Receiving Yards: 51 at Sea. (12/2/18)

Receiving TDs: 1 (3 times) Last vs. NYG (11/12/18)

Long Reception: 32 at LAR (12/31/17)

Kickoff Returns: 4 vs. Ten. (12/17/17)

Kickoff Return Yards: 65 vs. Ten. (12/17/17)

Long Kickoff Return: 28 vs. Ten. (12/17/17)

BREIDA'S TRANSACTIONS

Originally signed as an undrafted free agent by SF on 5/4/17.



2017

- Played in all 16 games and recorded 105 carries for 465 yds. and 2 TDs while also notching 21 receipts. for 180 yds. and 1 TD.
- Registered 4 receipts. for 39 yds. and his 1st career TD on a 21-yd. TD pass from QB C.J. Beathard at Phi. (10/29). He became the 1st 49ers rookie RB with a TD receipt. since 2001 [RB Kevan Barlow - vs. NO (11/11/01)].
- Notched his 1st career rushing TD on a 33-yd. TD run vs. NYG (11/12). Finished the game with 9 carries for 55 yds. and 1 TD. His 33-yd. TD marked the longest TD run by the team this season.
- Rushed for a career-high 74 yds. and 1 TD on 11 carries vs. Jax. (12/24). His 30-yd. TD run in the 4th qtr. marked his 2nd rushing TD of the season.
- Had 12 carries for 72 yds. while adding a career-long 32-yd. receipt. at LAR (12/31).

COLLEGE

Appeared in 48 games (36 starts) during his four-year career at Georgia Southern. Rushed for 3,754 yds. and 37 TDs on 543 carries, while adding 22 receipts. for 156 yds. and 3 TDs. As a senior, appeared in 12 games (11 starts) and registered 168 carries for 646 yds. and 3 TDs in addition to 11 receipts. for 53 yds. and 2 TDs. In 2015, started all 13 games and led the team with 1,608 yds. and 17 TDs on 203 carries to earn First-Team All-Sun Belt honors. As a sophomore, started all 12 games and was named First-Team All-Sun Belt. Led the Sun Belt Conference with 1,485 rush yds. while adding 17 TDs. on 171 carries. Appeared in 11 games as a freshman in 2013 and totaled 1 att. for 15 yds.

PERSONAL

- Attended Nature Coast Technical (Brooksville, FL) HS, where he was the District Player of the Year and All-Hernando County Offensive Player of the Year in 2012.
- Majored in accounting at Georgia Southern.
- Born Matthew John Breida (2/28/95) in Brandon, FL.

INJURY REPORT

2018: Inactive vs. Den. (12/9) with a knee injury.

BREIDA'S GAME-BY-GAME

2017

Date	Opp	W/L	P/S	Rsh	Yds	Avg	Lg	TD	Rec	Yds	TD
Sep 10	Car	L	1/0	4	11	2.8	5	0	0	0	0
Sep 17	at Sea	L	1/0	4	35	8.8	13	0	1	3	0
Sep 21	LAR	L	1/0	3	9	3.0	10	0	3	20	0
Oct 1	at Arz	L	1/0	9	16	1.8	8	0	1	4	0
Oct 8	at Ind	L	1/0	10	49	4.9	14	0	3	22	0
Oct 15	at Was	L	1/0	4	21	5.3	10	0	2	15	0
Oct 22	Dal	L	1/0	3	5	1.7	5	0	0	0	0
Oct 29	at Phi	L	1/0	5	17	3.4	9	0	4	39	1
Nov 5	Arz	L	1/0	1	1	1.0	1	0	2	18	0
Nov 12	NYG	W	1/0	9	55	6.1	33t	1	1	3	0
Nov 26	Sea	L	1/0	1	12	12.0	12	0	1	12	0
Dec 3	at Chi	W	1/0	12	45	3.8	8	0	1	4	0
Dec 10	at Hou	W	1/0	12	27	2.3	6	0	0	0	0
Dec 17	Ten	W	1/0	5	16	3.2	6	0	0	0	0
Dec 24	Jax	W	1/0	11	74	6.7	30t	1	1	8	0
Dec 31	at LAR	W	1/0	12	72	6.0	15	0	1	32	0
TOTALS				16/0	105	465	4.4	33t	2	21	1



99

DL

DeFOREST BUCKNER

6-7 || 300 || OREGON

3.17.94 || HONOLULU, HI || 3RD YEAR || ACQUIRED D-1A IN '16

AWARDS & HONORS

2016: Thomas Herrion Memorial Award, PFWA All-Rookie Team**2017:** Hazeltine Iron Man Award

CAREER HIGHLIGHTS

- His 12.0 sacks in 2018 are the most by a member of the 49ers in a single season since LB Aldon Smith registered 19.5 sacks in 2012 and the 4th-most in a single season by a 49ers defender since 2000.

MOST SACKS IN A SINGLE SEASON
BY A 49ERS DEFENDER, SINCE 2000

	Player	Year	Sacks
1.	LB Aldon Smith	2012	19.5
2.	LB Aldon Smith	2011	14.0
3.	DE Andre Carter	2002	12.5
4.	DT DeForest Buckner	2018	12.0
5.	DE Bryant Young	2000	9.5

2018 HIGHLIGHTS

- Ranks 2nd in the NFL among DTs in sacks (12.0).

MOST SACKS IN THE NFL AMONG DEFENSIVE TACKLES

	Player	Sacks	Sack Yds.
1.	Aaron Donald, LAR	19.5	175.5
2.	DeForest Buckner, SF	12.0	71.0
3.	Geno Atkins, Cin.	10.0	55.0
4.	Jarran Reed, Sea.	8.5	68.0
5t.	Jonathan Allen, Was.	8.0	61.0
	Sheldon Rankins, NO	8.0	61.0

- Registered a career-high 2.5 sacks of Vikings QB Kirk Cousins at Min. (9/9). His 2.5 sacks were the most by a 49ers defender in a single game since 11/20/12 (LB Aldon Smith - 5.5 sacks vs. Chi) and tied for the third-most sacks in a single game by a 49ers defender since 2010.

MOST SACKS IN A SINGLE GAME
BY A 49ERS DEFENDER, SINCE 2010

Player	Date	Opponent	Sacks
Aldon Smith	11/20/12	Chicago	5.5
Justin Smith	1/2/11	Arizona	3.0
DeForest Buckner	9/9/18	Minnesota	2.5
Aldon Smith	12/20/11	Pittsburgh	2.5

- His 2.5 sacks at Min. (9/9) were the most by a 49ers player in Week 1 since 9/11/05 [Junior Bryant (3.0) and LB Julian Peterson (2.5) vs. StL].
- Registered 1.0 sack of Lions QB Matthew Stafford vs. Det. (9/16), pushing his sack total through the first two weeks of the season to 3.5, which tied for the 3rd-most since 1982.

BUCKNER'S GOLDEN NUGGETS

- His first name is pronounced duh-FORE-ist.
- Named the 49ers Thomas Herrion Memorial Award winner for the 2016 season. The award, as voted on by the coaches, was established in 2005 by 49ers owners Denise and John York and is presented to a rookie or first-year player who best represents the dream of Thomas Herrion.
- In 2017, named the recipient of the 49ers Hazeltine Iron Man Award. The Hazeltine Iron Man Award is named for former linebacker Matt Hazeltine, a 13-year performer who played more seasons at linebacker than any other 49ers player. Known for his durability and dedication, Hazeltine passed away in 1987 from ALS, and Bill Walsh established the award in his honor that year. The award is given annually to the most courageous and inspirational defensive player as voted upon by the defensive coaches.
- While Buckner was 13 years old, his father, George, was involved in a motorcycle accident that left him in a coma for six months. Buckner cites this life-changing event as the time he became a man and took more responsibility with his family.
- As a senior at Oregon, was named Pac-12 Defensive Player of the Year and earned the Morris Trophy award, a prestigious honor voted on by opposing Pac-12 offensive linemen.

BUCKNER'S GAME-BY-GAME

2018

Date	Opp	W/L	P/S	Tot	Sol	Ast	Sk	Yds	Int	Yds	PD	FF	FR	Yds
Sep 9	at Min	L	1/1	7	3	4	2.5	16.0	0	0	0	0	0	0
Sep 16	Det	W	1/1	5	5	0	1.0	8.0	0	0	0	0	0	0
Sep 23	at KC	L	1/1	3	2	1	0.0	0.0	0	0	0	0	0	0
Sep 30	at LAC	L	1/1	2	1	1	0.0	0.0	0	0	0	0	0	0
Oct 7	Arz	L	1/1	4	3	1	0.0	0.0	0	0	0	0	0	0
Oct 15	at GB	L	1/1	2	1	1	1.0	9.0	0	0	0	0	0	0
Oct 21	LAR	L	1/1	3	3	0	0.0	0.0	0	0	0	0	0	0
Oct 28	at Arz	L	1/1	1	0	1	0.0	0.0	0	0	1	0	0	0
Nov 1	Oak	W	1/1	2	2	0	1.0	5.0	0	0	0	0	0	0
Nov 12	NYG	L	1/1	5	0	5	0.5	4.0	0	0	1	0	0	0
Nov 25	at TB	L	1/1	5	5	0	1.0	8.0	0	0	0	0	0	0
Dec 2	at Sea	L	1/1	7	3	4	2.0	6.0	0	0	0	0	0	0
Dec 9	Den	W	1/1	3	3	0	0.0	0.0	0	0	0	0	0	0
Dec 16	Sea	W	1/1	11	7	4	2.0	12.0	0	0	0	0	0	0
Dec 23	Chi	L	1/1	3	3	0	1.0	3.0	0	0	0	0	1	0
Dec 30	at LAR													
TOTALS			15/15	63	41	22	12.0	71.0	0	0	2	0	1	0



2018 HIGHLIGHTS (CONTINUED)

- Brought down Packers QB Aaron Rodgers for a 9-yd. loss at GB (10/15).
- Brought down Raiders QB Derek Carr vs. Oak. (11/1) for a 5-yd. sack.
- Shared a sack with LB Dekoda Watson of Giants QB Eli Manning vs. NYG (11/12).
- Sacked Buccaneers QB Jameis Winston for a loss of 8 yds. at TB (11/25).
- Registered 2.0 sacks of Seahawks QB Russell Wilson at Sea. (12/2). With the 2.0 sacks, became the first 49ers defender to register at least 0.5 sack in four-consecutive games since LB Aldon Smith accomplished the feat in Weeks 7-14 of the 2012 season [1.0 vs. Sea. (10/18/12), 2.0 at Arz. (10/29/12), 2.0 vs. StL (11/11/12), 5.5 vs. Chi. (11/19/12), 1.5 at NO (11/25/12), 1.0 at StL (12/2/12) & 2.0 vs. Mia. (12/9/12)].
- Registered a career-high 11 tackles and 2.0 sacks vs. Sea. (12/16). Has now registered 2.0-or-more sacks in three games this season, the most in a single season by a member of the 49ers since LB Aldon Smith registered three games with at least 2.0 sacks in 2013.
- Registered 3 tackles and 1.0 sack vs. Chi. (12/23). Also recovered a Bears fumble, marking the 3rd FR of his career and his first since 11/13/16 at Arz. Extended his sack total to 12.0 on the season, which is the 4th-most by a 49ers defender since 2000.

GOLDMINE

- NFL players had the opportunity to participate in the NFL's annual My Cause, My Cleats campaign during a designated home game between Weeks 13-15. Buckner and his teammates represented their respective causes with custom-designed cleats in an effort to raise awareness and funding.



- When Buckner was 13 years old, his father, George, was involved in a motorcycle accident that left him in a coma for six months. Upon his awakening, George summoned DeForest to his bedside, where the two had a 'man-to-man' conversation, as his mother, Maria, puts it. After the life-changing event and heartfelt conversation, that is when Buckner believes he became a man and took more responsibility with his family. He became a mentor to his younger brother, Kenya, and began to understand the values his father had instilled in him. "He was hard on us, and disciplined us, shaped us," Buckner said. "He taught us about respect, that it's earned and you have to treat everyone around you like you want to be treated."

GOLDMINE (CONTINUED)

- The 49ers worked alongside the humanitarian-relief organization Convoy of Hope on December 4, 2018, and hosted 1,500 guests in need from Bay Area nonprofits and schools at Levi's® Stadium for a free holiday resource fair. Buckner and his 49ers teammates distributed groceries, toys, books, shoes and other holiday offerings to the guests. The attendees also received haircuts, utilized health resources and took family portraits or professional headshots. Convoy of Hope is a nonprofit organization that directs children's feeding initiatives, hosts community outreach programs and provides disaster response resources to those in need in the Bay Area and throughout the world.



- Buckner and his teammates surprised guests of the CityTeam Men's Program and House of Grace on November 20, 2018, at Levi's Stadium. The group believed they were just taking a tour of the stadium, but they were in fact joining the 49ers players for a night full of exciting events. The guests received a makeover and haircut, selected a new outfit from Dockers, snapped a new headshot and then shared a Thanksgiving dinner with the 49ers players.



- After posing for a photoshoot, Buckner and his teammates joined Levi's in support of breast, colon and pediatric cancer warriors at the Crucial Catch Fashion Show presented by Dignity Health on October 2, 2018. 49ers players and cancer warriors took to the runway to show off their attire and share their stories of strength and courage with the audience.





GOLDMINE (CONTINUED)

- As part of the 49ers annual Thanksgiving celebrations, Buckner and his teammates visited San Jose to serve a holiday feast to over 300 people in need. Guests enjoyed turkey along with all of the usual holiday sides, while getting to know the 49ers. "This is the season of giving and Thanksgiving is all about being thankful," said Buckner. "I'm very thankful for what I have in life and the blessings that came my way. But some people aren't as fortunate. Being able to give back and serve food is a great feeling and it's a blessing."



- In July of 2017, Buckner returned to his hometown of Waianae, HI, to host a free noncontact youth football clinic at Waianae High School. "Having my first camp back in my hometown means a lot to me because this is where it all started," said Buckner. "Where I grew up shaped a big part of my life and having the opportunity to give back to my community means the world to me. I just want the youth in our community to see that dreams do come true."



- During his time at Oregon, Buckner used art as an outlet for his emotions outside of football, even earning the nickname "Dr. DeFo" from his art professor for his passion, focus and patience with his pieces. Buckner enrolled in a class called "Art of the Athlete," which provides engagement for student-athletes through the visual arts and has the student-athletes help in the Jordan Schnitzer Museum of Art workshops for children with disabilities. During the open exhibition at the end of the class, Buckner was awarded with the highest honor, the breakout artist award for his piece titled "King of Pop" showing himself in a Michael Jackson type pose that was spray painted on vinyl.

BUCKNER'S CAREER STATISTICS

TACKLES									INTERCEPTIONS					FUMBLES		
YEAR	TEAM	GP	GS	TOT	SOL	AST	SACKS	YDS	INT	YDS	LG	TD	PD	FF	FR	YDS
2016	SF	15	15	87	58	29	6.0	26.0	0	0	—	0	1	0	2	0
2017	SF	16	16	61	45	16	3.0	21.0	0	0	—	0	5	1	0	0
2018	SF	15	15	63	41	22	12.0	71.0	0	0	—	0	2	0	1	0
TOTALS		46	46	211	144	67	21.0	118.0	0	0	—	0	8	1	3	0

Additional Statistics:

Special Teams Tackles – 1: 2017 (1)

Milestones:

NFL Debut: vs. LAR (9/12/16); **First Start:** vs. LAR (9/12/16); **First FR:** at Buf. (10/16/16 – QB Tyrod Taylor); **First FF:** vs. LAR (9/21/17 – RB Todd Gurley); **First Sack:** at Buf. (10/16/16 – QB Tyrod Taylor); **First Multi-Sack Game:** at Buf. (10/16/16 – 2.0; QB Tyrod Taylor); **Multi-Sack Games:** 4, Last vs. Sea. (12/16/18 – 2.0; QB Russell Wilson)

BUCKNER'S CAREER HIGHS

Total Tackles: 11 vs. Sea. (12/16/18)

Solo: 8 vs. NYJ (12/11/16)

Assists: 5 vs. NYG (11/12/18)

Sacks: 2.5 at Min. (9/9/18)

Passes Defensed: 2 vs. Dal. (10/22/17)

Fumble Recoveries: 1 (3 times) Last vs. Chi. (12/23/16)

Forced Fumbles: 1 vs. LAR (9/21/17)

BUCKNER'S TRANSACTIONS

Originally the first of two 1st-round (7th overall) draft choices by SF in 2016.



2017

- Started all 16 games and tallied 61 tackles, 3.0 sacks, 1 FF and a career-high 5 PDs.
- Registered the 1st FF of his career vs. LAR (9/21), stripping the ball from Rams RB Todd Gurley II.
- Brought down Cardinals QB Carson Palmer for a 7-yd. loss at Arz. (10/1), marking his 1st sack of the season and 7th of his career.
- Combined with LB Elvis Dumervil for a sack of Colts QB Jacoby Brissett at Ind. (10/8).
- Along with DL Tank Carradine, the pair combined on a 3-yd. sack of Titans QB Marcus Mariota vs. Ten. (12/17).

2016

- Started all 15 games in which he appeared and tied for the team lead in sacks with 6.0. Also tallied 87 tackles, 1 PD and 2 FRs.
- According to GameBook Statistics, ranked 2nd among all DTs in tackles with 73 (Min. DT Linval Joseph - 77 tackles) and ranked 4th among all rookies with 6.0 sacks.

MOST TACKLES AMONG DTs (2016)

Player	Tackles
1. Linval Joseph, Min.	77
2. DeForest Buckner, SF	73
3. Ndamukong Suh, Mia.	72
4. Kyle Williams, Buf.	64
5. Kawann Short, Car.	55

MOST SACKS AMONG ROOKIES (2016)

Player	Sacks
1. Joey Bosa, SD	10.5
2. Yannick Ngakoue, Jax.	8.0
3. Leonard Floyd, Chi.	7.0
4. DeForest Buckner, SF	6.0
5. Two players	5.5

- Recorded the 1st 2.0 sacks of his career and his 1st career FR at Buf. (10/16), twice taking down Bills QB Tyrod Taylor. He is the 1st member of the 49ers to register 2.0 sacks and 1 FR in a single game since LB Aldon Smith accomplished the feat in 2011 [vs. StL (12/4/11) - 2.0 sacks and 1 FR].
- Registered 8 tackles, 1.0 sack and 1 FR at Arz. (11/13), his 3rd sack of the season and 2nd career FR.
- Recorded a career-high 10 tackles and 2.0 sacks vs. NYJ (12/11), marking his 2nd career multi-sack game.
- Registered his 6th sack of the season at LAR (12/24), taking down QB Jared Goff for an 8-yd. loss. With that sack, he tied LB Aaron Lynch (6.0 sacks in 2014) for 5th-most sacks by a rookie in 49ers franchise history.
- Part of a 49ers defense that allowed 177 net yds. (99 rush, 78 pass) at LAR (12/24), the fewest given up by the 49ers defense in a single game since 11/19/12 vs. Chi. (143; 85 rush, 58 pass).

MOST SACKS BY A ROOKIE, 49ERS FRANCHISE HISTORY

Player	Sacks	Year
1. LB Aldon Smith	14.0	2011
2. LB Charles Haley	12.0	1986
3. DT Dana Stubblefield	10.5	1993
4. DE Andre Carter	6.5	2001
5t. DL DeForest Buckner	6.0	2016
LB Aaron Lynch	6.0	2014

COLLEGE

Appeared in 54 games during his four-year career at Oregon and registered 232 tackles, 18.0 sacks, 36 TFLs and 9 PDs. In 2015, was named First-Team All-America by *USA Today* and Second-Team All-America by the Associated Press. Also earned Pac-12 Defensive Player of the Year honors and the Morris Trophy award, a prestigious honor voted on by opposing Pac-12 offensive linemen. Appeared in all 13 games and registered 83 tackles, 10.5 sacks, 17 TFLs and 5 PDs. As a junior in 2014, started all 15 games for the Ducks, and was named Second-Team All-Pac-12 after recording 81 tackles, 4.0 sacks, 13 TFLs and 4 PDs. In 2013, appeared in 13 games (8 starts) and registered 39 tackles, 2.5 sacks and 3.5 TFLs. As a freshman in 2012, received the Casanova Award as the team's top first-year player after appearing in 13 games (2 starts) and recording 29 tackles, 1.0 sack and 2.5 TFLs.

PERSONAL

- Graduated with a degree in criminology.
- Attended Punahou (Honolulu, HI) HS, where he recorded 73 tackles as a senior and was named first-team all-state at DE. Also a four-year letterwinner in basketball, earning first-team all-state and first-team all-ILH (Interscholastic League of Honolulu) honors during his senior year.
- Was teammates with 49ers DL Arik Armstead for three seasons at Oregon (2012-14).
- Married to the former Ashlynn Shebelut.
- Son of George and Maria Buckner.
- Born DeForest George Buckner (3/17/94) in Waianae, HI.

INJURY REPORT

2016: Inactive vs. Arz. (10/6) with a foot injury.



BUCKNER'S GAME-BY-GAME

2016															2017														
Date	Opp	W/L	P/S	Tot	Sol	Ast	Sk	Yds	Int	Yds	PD	FF	FR	Yds	Date	Opp	W/L	P/S	Tot	Sol	Ast	Sk	Yds	Int	Yds	PD	FF	FR	Yds
Sep 12	LAR	W	1/1	4	2	2	0.0	0.0	0	0	0	0	0	0	Sep 10	Car	L	1/1	6	5	1	0.0	0.0	0	0	0	0	0	0
Sep 18	at Car	L	1/1	4	3	1	0.0	0.0	0	0	0	0	0	0	Sep 17	at Sea	L	1/1	4	2	2	0.0	0.0	0	0	0	0	0	0
Sep 25	at Sea	L	1/1	7	5	2	0.0	0.0	0	0	0	0	0	0	Sep 21	LAR	L	1/1	5	5	0	0.0	0.0	0	0	0	1	0	0
Oct 2	Dal	L	1/1	6	5	1	0.0	0.0	0	0	0	0	0	0	Oct 1	at Arz	L	1/1	4	4	0	1.0	7.0	0	0	1	0	0	0
Oct 6	Arz	L	—	—INACTIVE (Foot) —				—	—	—	—	—	—	—	Oct 8	at Ind	L	1/1	5	1	4	0.5	5.5	0	0	0	0	0	0
Oct 16	at Buf	L	1/1	9	5	4	2.0	0.0	0	0	0	0	1	0	Oct 15	at Was	L	1/1	5	4	1	0.0	0.0	0	0	0	0	0	0
Oct 23	TB	L	1/1	9	6	3	0.0	0.0	0	0	0	0	0	0	Oct 22	Dal	L	1/1	5	5	0	0.0	0.0	0	0	2	0	0	0
Nov 6	NO	L	1/1	6	4	2	0.0	0.0	0	0	0	0	0	0	Oct 29	at Phi	L	1/1	5	4	1	0.0	0.0	0	0	0	0	0	0
Nov 13	at Arz	L	1/1	8	6	2	1.0	9.0	0	0	0	0	1	0	Nov 5	Arz	L	1/1	2	0	2	0.0	0.0	0	0	0	0	0	0
Nov 20	NE	L	1/1	7	3	4	0.0	0.0	0	0	0	0	0	0	Nov 12	NYG	W	1/1	4	4	0	0.0	0.0	0	0	0	0	0	0
Nov 27	at Mia	L	1/1	3	2	1	0.0	0.0	0	0	0	0	0	0	Nov 26	Sea	L	1/1	1	1	0	0.0	0.0	0	0	0	0	0	0
Dec 4	at Chi	L	1/1	7	5	2	0.0	0.0	0	0	0	0	0	0	Dec 3	at Chi	W	1/1	0	0	0	0.0	0.0	0	0	0	0	0	0
Dec 11	NYJ	L	1/1	10	8	2	2.0	9.0	0	0	0	0	0	0	Dec 10	at Hou	W	1/1	2	1	1	1.0	7.0	0	0	0	0	0	0
Dec 18	at Atl	L	1/1	3	2	1	0.0	0.0	0	0	0	0	0	0	Dec 17	Ten	W	1/1	9	7	2	0.5	1.5	0	0	1	0	0	0
Dec 24	at LAR	W	1/1	2	2	0	1.0	8.0	0	0	1	0	0	0	Dec 24	Jax	W	1/1	3	2	1	0.0	0.0	0	0	1	0	0	0
Jan 1	Sea	L	1/1	2	0	2	0.0	0.0	0	0	0	0	0	0	Dec 31	at LAR	W	1/1	1	0	1	0.0	0.0	0	0	0	0	0	0
TOTALS			15/15	87	58	29	6.0	26.0	0	0	1	0	2	0	TOTALS			16/16	61	45	16	3.0	21.0	0	0	5	1	0	0



88

TE

GARRETT CELEK

6-5 || 252 || MICHIGAN STATE

5.29.88 || CINCINNATI, OH || 7TH YEAR || ACQUIRED FA IN '12

AWARDS & HONORS

2016: 49ers NFL Salute to Service Award**2017:** 49ers Community Relations Veteran Service Award

2018 HIGHLIGHTS

- Hauled in an 11-yd. TD recept. from QB Jimmy Garoppolo vs. Det. (9/16).
- Hauled in a 41-yd. TD recept., his 2nd of the season and 12th of his career, to punctuate a 98-yd. drive vs. Sea. (12/16). Finished the game with 2 recepts. for 61 yds. and 1 TD.

GOLDMINE

- Celek and his teammates surprised guests of the CityTeam Men's Program and House of Grace on November 20, 2018, at Levi's Stadium. The group believed they were just taking a tour of the stadium, but they were in fact joining the 49ers players for a night full of exciting events. The guests received a makeover and haircut, selected a new outfit from Dockers, snapped a new headshot and then shared a Thanksgiving dinner with the 49ers players.



- After posing for a photo shoot, Celek and his teammates joined Levi's in support of breast, colon and pediatric cancer warriors at the Crucial Catch Fashion Show presented by Dignity Health on October 2, 2018. 49ers players and cancer warriors took to the runway to show off their attire and share their stories of strength and courage with the audience.



CELEK'S GOLDEN NUGGETS

- His last name is pronounced SELL-ick.
- Selected as the 49ers Salute to Service Award winner for the 2016 season. The Salute to Service Award presented by USAA was created to acknowledge the exceptional efforts by members of the NFL community to honor and support U.S. service members, veterans and their families.
- Visited Haiti in conjunction with Convoy of Hope in 2015, working together to teach healthy eating habits and sustainable agriculture techniques to local families.
- Is the younger brother of former Philadelphia Eagles TE Brent Celek.

CELEK'S GAME-BY-GAME

2018 Date	Opp	W/L	P/S	Rec	Yds	Avg	Lg	TD
Sep 9	at Min	L	1/0	0	0	—	—	0
Sep 16	Det	W	1/0	2	22	11.0	11t	1
Sep 23	at KC	L	1/0	1	7	7.0	7	0
Sep 30	at LAC	L	1/0	0	0	—	—	0
Oct 7	Arz	L	1/0	0	0	—	—	0
Oct 15	at GB	L	1/0	0	0	—	—	0
Oct 21	LAR	L	1/0	0	0	—	—	0
Oct 28	at Arz	L	1/0	0	0	—	—	0
Nov 1	Oak	W	1/0	0	0	—	—	0
Nov 12	NYG	L	1/0	0	0	—	—	0
Nov 25	at TB	L	1/0	0	0	—	—	0
Dec 2	at Sea	L	1/1	0	0	—	—	0
Dec 9	Den	W	1/0	0	0	—	—	0
Dec 16	Sea	W	1/0	2	61	30.5	41t	1
Dec 23	Chi	L	1/0	0	0	—	—	0
Dec 30	at LAR							
TOTALS			15/1	5	90	18.0	41t	2



GOLDMINE (CONTINUED)

- The 49ers joined forces with Martha's Kitchen of San Jose as part of their Community Tuesday kickoff event on September 11, 2018. Celek and teammates took part in the event by serving dinner to nearly 200 residents in need, refilling beverages and bussing tables. Both the 49ers and Levi's Stadium partner with Martha's Kitchen throughout the year by donating excess food after stadium events. Martha's Kitchen's mission is to "feed the hungry with dignity, no questions asked, no judgements made."



- During all Week 13 games in 2017, NFL players had the chance to share the causes that are important to them as part of the NFL's My Cause, My Cleats campaign. This past season, Celek chose to support the 49ers Foundation Youth Football Program. A regular participant in the community, Celek believes youth sports are an important vehicle to develop character, while teaching valuable life lessons to support student athletes. "I wanted to utilize my platform to show kids that anything is possible through hard work and dedication, and that education is the key to opportunity," said Celek.



- The 49ers worked alongside the humanitarian-relief organization Convoy of Hope on December 4, 2018, and hosted 1,500 guests in need from Bay Area nonprofits and schools at Levi's® Stadium for a free holiday resource fair. Celek and his 49ers teammates distributed groceries, toys, books, shoes and other holiday offerings to the guests. The attendees also received haircuts, utilized health resources and took family portraits or professional headshots. Convoy of Hope is a nonprofit organization that directs children's feeding initiatives, hosts community outreach programs and provides disaster response resources to those in need in the Bay Area and throughout the world.



- The 49ers partnered with Furry Friends Pet Assisted Therapy Services for animal therapy, while providing confidence building activities for students in the Leland High School special needs program in an effort to erase the stigma attached to special needs. Celek and his teammates spent time with students with autism, mental illness and learning disabilities as they play board games, working on social skills including conversational queues and eye contact through the hands-on activity. Players will also partner with animal therapy dogs to uplift students through one-on-one interactions. "There are things that are more important in life," said Celek. "Eventually, football's going to be over for me, and it can't be my entire life. I need other things that make me happy in life, too. This does."
- In honor of the NFL's Crucial Catch campaign, the 49ers hosted a fashion show on Tuesday, October 17th, 2017, featuring breast cancer and pediatric cancer warriors in apparel donated by Levi's®. Celek, along with his 49ers teammates, walked the runway with cancer warriors as they shared their stories of strength and courage with the audience.





GOLDMINE (CONTINUED)

- As part of Salute to Service Month, Celek, along with his teammates and general manager, John Lynch, visited the USO office at the San Jose Military Entrance Processing Station to spend time with military applicants and their families as they took the Oath of Enlistment and shipped off to basic training.



- Celek has a strong passion for the packaging industry, which he majored in at Michigan State, and plans to go into the business in the future. The growing industry looks to cut shipping costs on products and is commonplace in the food and medical fields. "There's so many different areas you can get into, it's crazy. I enjoy the science behind it. It was a great major for me to choose and the possibilities are endless."
- Football runs in the bloodlines of the Celek family. Garrett's older brother, Brent, played tight end for the Philadelphia Eagles. Growing up, the brothers were constantly involved in athletics. "My dad was always pushing us just to be into sports. As long as we were doing something and we were having fun with it, he was the happiest guy in the world," Garrett said. He didn't begin playing football until high school, but Brent's success became motivation for him. "He got a scholarship to Cincinnati my freshman year in high school," Garrett said. "Right then I had my goals set. I've got to do what my brother did. Honestly, I've been trying to follow in his footsteps and because of him I'm here today. I wouldn't be who I am without him."
- As part of the 49ers annual Thanksgiving celebrations, Celek and his teammates visited Cityteam San Jose to serve a holiday feast to over 300 people in need. Guests enjoyed turkey along with all of the usual holiday sides, while getting to know the 49ers.



- Along with former teammates TE Vance McDonald and DT Tank Carradine, visited Haiti in conjunction with Convoy of Hope during the 2015 offseason, working together to teach healthy eating habits and sustainable agriculture techniques to local families. "We've been to an orphanage, we've been to a farm, we've been to schools. It's a beautiful country and these are beautiful people. I'm glad I had this opportunity."



- Along with some of his teammates, Celek headed to San Francisco in October of 2015 to kick off Fleet Week aboard the USS Somerset. During the afternoon on board, Celek participated in drills with the troops, took a tour of the ship, ate dinner with the crew and watched as some local Bay Area natives were sworn into the Navy. "It's just good to give back to some of these guys because they do so much for us," said Celek at the time. "We're all really appreciative of who they are and what they're about." In 2016, Celek was honored as the 49ers Salute to Service Award winner for his efforts to honor and support U.S. service members, veterans and their families.





CELEK'S CAREER STATISTICS

YEAR	TEAM	GP	GS	NO	RECEIVING				ATT	RUSHING			
					YDS	AVG	LG	TD		YDS	AVG	LG	TD
2012	SF	13	0	4	51	12.8	35	0	0	0	—	—	0
2013	SF	12	1	2	38	19.0	30	0	0	0	—	—	0
2014	SF	3	1	2	53	26.5	31	0	0	0	—	—	0
2015	SF	11	8	19	186	9.8	33	3	0	0	—	—	0
2016	SF	16	6	29	350	12.1	31	3	0	0	—	—	0
2017	SF	16	13	21	336	16.0	61	4	0	0	—	—	0
2018	SF	15	1	5	90	18.0	41t	2	0	0	—	—	0
TOTALS		86	30	82	1,104	13.5	61	12	0	0	—	—	0

PLAYOFFS

YEAR	TEAM	GP	GS	NO	RECEIVING				ATT	RUSHING			
					YDS	AVG	LG	TD		YDS	AVG	LG	TD
2012	SF	3	0	0	0	—	—	0	0	0	—	—	0
2013	SF	3	0	1	6	6.0	6	0	0	0	—	—	0
TOTALS		6	0	1	6	6.0	6	0	0	0	—	—	0

Additional Statistics:

Special Teams Tackles — 9: 2016 (2); 2017 (2); 2018 (5)

Special Teams Forced Fumbles — 1: 2016 (1)

Fumbles — Lost — 3—1: 2013 (1—0); 2016 (2—1)

Own Fumble Recoveries — 1: 2015 (1)

Tackles — 5: 2015 (1); 2016 (1); 2017 (3)

Milestones:

NFL Debut: at NYJ (9/30/12); **First Start:** at Sea. (9/15/13); **First Reception:** vs. Buf. (10/7/12 — 4-yd. pass from QB Alex Smith); **First TD Reception:** at NYG (10/11/15 — 5-yd. pass from QB Colin Kaepernick); **First Multi-TD Game:** vs. Atl. (11/8/15 — 2 TDs)

CELEK'S CAREER HIGHS

Receptions: Regular Season — 5 vs. Dal. (10/2/16); Postseason — 1 at GB (1/5/14)

Receiving Yards: Regular Season — 79 vs. Dal. (10/2/16); Postseason — 6 at GB (1/5/14)

Long Reception: Regular Season — 61 at Hou. (12/10/17); Postseason — 6 at GB (1/5/14)

TD Receptions: 2 vs. Atl. (11/8/15)

CELEK'S TRANSACTIONS

Originally signed as an undrafted free agent by SF on 5/4/12...Placed on the Reserve/Physically Unable To Perform List on 8/25/14...Activated from the Reserve/Physically Unable To Perform List on 11/27/14...Placed on the Injured Reserve List on 12/17/14....Re-signed with SF on a one-year contract on 3/12/15...Placed on the Injured Reserve List on 12/8/15...Signed a four-year contract extension through 2019 on 2/23/16.



2017

- Played in 16 games (13 starts) and registered 21 receipts. for 336 yds. and a career-high 4 TDs.
- Hauled in a 1-yd. TD receipt. vs. LAR (9/21), marking his 1st TD of the season and 7th of his career.
- Notched a then-career-long 47-yd. TD receipt. from QB C.J. Beathard vs. NYG (11/12). It marked his 2nd TD receipt. of the season and 8th of his career. Finished the game with 4 receipts. for 67 yds. and 1 TD.
- Registered 2 receipts. for 67 yds. and 1 TD at Hou. (12/10), including a career-long 61-yd. receipt. His 6-yd. TD receipt. from QB Jimmy Garoppolo marked his 3rd TD of the season, tying his career-high.
- Tallied 3 receipts. for 63 yds. and 1 TD on a 5-yd. TD pass from QB Jimmy Garoppolo vs. Ten. (12/17). He set a single season career-high 4 TD receipts. It also marked the 1st time in his career that he registered a TD receipt. in consecutive games.

2016

- Appeared in all 16 games (6 starts) for the 1st time in his career and set career highs in receipts. (29) and rec. yds. (350) while tying a career-high with 3 TD receipts.
- Recorded 5 receipts. for 79 yds. vs. Dal. (10/2), setting new career-highs in both categories.
- Registered 4 receipts. for 76 yds. vs. NO (11/6), and combined with WR Quinton Patton (106 yds.), TE Vance McDonald (84 yds.) and RB DuJuan Harris (83 yds.) to mark the 1st time in franchise history that the team had four players with 75 rec. yds.-or-more in a single game.
- Recorded 2 receipts. for 19 yds. and 1 TD at Mia. (11/27), hauling in 4-yd. TD pass from QB Colin Kaepernick.
- Registered 2 receipts. for 22 yds. and 1 TD at Atl. (12/18), a 16-yd. TD pass from QB Colin Kaepernick.

2015

- Appeared in 11 games (8 starts) and set single-season career highs with 19 receipts. for 186 yds. and 3 TDs.
- Registered 3 receipts. for 26 yds. and his 1st career TD at NYG (10/11), hauling in a 5-yd. pass from QB Colin Kaepernick.
- Recorded 2 receipts. for 12 yds. and 2 TDs vs. Atl. (11/8), marking the 2nd and 3rd career TD receipts. and the 1st multi-TD game of his career. Celek became the 1st member of the 49ers with 2 TD receipts. in the same game since TE Vernon Davis at Dal. (9/7/14 - 2 TD receipts.).

2014

- Was placed on the Reserve/Physically Unable to Perform List on 8/25 and later activated from the Reserve/PUP List on 11/27.
- Appeared in 3 games (1 start) where he registered 2 receipts. for 53 yds.
- Later placed on the Injured Reserve List on 12/17 with a foot injury.

2013

- Appeared in 12 games (1 start) with 2 receipts. for 38 yds. Saw action in all 3 postseason games, where he recorded his 1st postseason receipt. at GB (1/5/14), hauling in a 6-yd. pass from QB Colin Kaepernick.

2012

- Appeared in 13 regular season games and all 3 postseason games, nothing 4 receipts. for 51 yds., including a career-long 35-yd. receipt. at Sea. (12/23).

COLLEGE

Appeared in 38 games (12 starts) at Michigan State and recorded 14 receipts. for 135 yds. and 3 TDs. Tallied 35 yds. on 3 receipts. and 1 TD during his senior campaign. Celek caught 2 receipts. for 17 yds. in the 1st 2 games of the 2010 season, before being sidelined for the next 11 games with a shoulder injury. In 2009, recorded 3 receipts. for 33 yds. and 1 TD. As a redshirt freshman, hauled in a career-high 6 receipts. for 50 yds. and a TD.

PERSONAL

- The two-year starter at LaSalle (Cincinnati, OH) HS, was named to PrepStar's all-midwest team. Also competed in track and field, where he won the Greater Catholic League discus title as a junior.
- His brother, Brent, played at the University of Cincinnati (2003-06) and currently plays TE for the Philadelphia Eagles.
- The Celek family has a lake house in Northern Michigan where everyone gathers on vacation, cooks out and goes jet skiing. Closer to the Bay Area, Celek owns a Chesapeake Bay retriever that occupies most of his free time. "I love playing with her and teaching her tricks."
- Enjoys playing golf.
- Graduated from Michigan State with a degree in packaging.
- Married to Sarah Hinton, after the couple met in college.
- Earned Jim Adams Award at MSU during his senior year as the team's unsung hero.
- Born Garrett Celek (5/29/88) in Cincinnati, OH.

INJURY REPORT

- 2013:** Inactive at NO (11/17), at Was. (11/25), vs. StL (12/1) and vs. Sea. (12/8) with a hamstring injury.
- 2014:** Placed on the Reserve/Physically Unable to Perform List on 8/25 with a back injury. Placed on the Injured Reserve List on 12/17 with a foot injury.
- 2015:** Inactive at Chi. (12/6) and placed on the Injured Reserve List on 12/8 with an ankle injury.



CELEK'S GAME-BY-GAME

2012									2014								
Date	Opp	W/L	P/S	Rec	Yds	Avg	Lg	TD	Date	Opp	W/L	P/S	Rec	Yds	Avg	Lg	TD
Sep 9	at GB	W	—	—	INACTIVE	—	—	—	Sep 7	at Dal	W	—	—	RESERVE/PUP	—	—	—
Sep 16	Det	W	—	—	INACTIVE	—	—	—	Sep 14	Chi	L	—	—	RESERVE/PUP	—	—	—
Sep 23	at Min	L	—	—	DID NOT PLAY	—	—	—	Sep 21	at Arz	L	—	—	RESERVE/PUP	—	—	—
Sep 30	at NYJ	W	1/0	0	0	—	—	0	Sep 28	Phi	W	—	—	RESERVE/PUP	—	—	—
Oct 7	Buf	W	1/0	1	4	4.0	4	0	Oct 5	KC	W	—	—	RESERVE/PUP	—	—	—
Oct 14	NYG	L	1/0	1	6	6.0	6	0	Oct 13	at StL	W	—	—	RESERVE/PUP	—	—	—
Oct 18	Sea	W	1/0	0	0	—	—	0	Oct 19	at Den	L	—	—	RESERVE/PUP	—	—	—
Oct 29	at Arz	W	1/0	0	0	—	—	0	Nov 2	StL	L	—	—	RESERVE/PUP	—	—	—
Nov 11	StL	T	1/0	0	0	—	—	0	Nov 9	at NO	W	—	—	RESERVE/PUP	—	—	—
Nov 19	Chi	W	1/0	0	0	—	—	0	Nov 16	at NYG	W	—	—	RESERVE/PUP	—	—	—
Nov 25	at NO	W	1/0	0	0	—	—	0	Nov 23	Was	W	—	—	RESERVE/PUP	—	—	—
Dec 2	at StL	L	1/0	0	0	—	—	0	Nov 27	Sea	L	1/1	0	0	—	—	0
Dec 9	Mia	W	1/0	0	0	—	—	0	Dec 7	at Oak	L	1/0	1	22	22.0	22	0
Dec 16	at NE	W	1/0	0	0	—	—	0	Dec 14	at Sea	L	1/0	1	31	31.0	31	0
Dec 23	at Sea	L	1/0	2	41	20.5	35	0	PLACED ON INJURED RESERVE (Foot) ON 12/17								
Dec 30	Arz	W	1/0	0	0	—	—	0	TOTALS			3/1	2	53	26.5	31	0
TOTALS																	
2012 Postseason									2015								
Date	Opp	W/L	P/S	Rec	Yds	Avg	Lg	TD	Date	Opp	W/L	P/S	Rec	Yds	Avg	Lg	TD
Jan 12	GB	W	1/0	0	0	—	—	0	Sep 14	Min	W	1/1	3	40	13.3	20	0
Jan 20	at Atl	W	1/0	0	0	—	—	0	Sep 20	at Pit	L	1/1	2	10	5.0	7	0
Feb 3	Bal	L	1/0	0	0	—	—	0	Sep 27	at Arz	L	1/0	3	29	9.7	12	0
TOTALS									Oct 4	GB	L	1/1	3	26	8.7	13	0
									Oct 11	at NYG	L	1/1	3	26	8.7	15	1
									Oct 18	Bal	W	1/1	0	0	—	—	0
2013									Oct 22	Sea	L	1/1	1	8	8.0	8	0
Date	Opp	W/L	P/S	Rec	Yds	Avg	Lg	TD	Nov 1	at StL	L	1/1	0	0	—	—	0
Sep 8	GB	W	1/0	0	0	—	—	0	Nov 8	Atl	W	1/0	2	12	6.0	11t	2
Sep 15	at Sea	L	1/1	0	0	—	—	0	Nov 22	at Sea	L	1/1	2	35	17.5	33	0
Sep 22	Ind	L	1/0	1	30	30.0	30	0	Nov 29	Arz	L	1/0	0	0	—	—	0
Sep 26	at StL	W	1/0	0	0	—	—	0	Dec 6	at Chi	W	—	—	INACTIVE (Ankle)	—	—	—
Oct 6	Hou	W	1/0	0	0	—	—	0	PLACED ON INJURED RESERVE (Ankle) ON 12/8								
Oct 13	Arz	W	1/0	0	0	—	—	0	TOTALS			11/8	19	186	9.8	33	3
Oct 20	at Ten	W	1/0	0	0	—	—	0									
Oct 27	at Jax	W	1/0	0	0	—	—	0									
Nov 10	Car	L	1/0	0	0	—	—	0	2016								
Nov 17	at NO	L	—	—	INACTIVE (Hamstring)	—	—	—	Date	Opp	W/L	P/S	Rec	Yds	Avg	Lg	TD
Nov 25	at Was	W	—	—	INACTIVE (Hamstring)	—	—	—	Sep 12	LAR	W	1/0	1	15	15.0	15	0
Dec 1	StL	W	—	—	INACTIVE (Hamstring)	—	—	—	Sep 18	at Car	L	1/0	1	12	12.0	12	0
Dec 8	Sea	W	—	—	INACTIVE (Hamstring)	—	—	—	Sep 25	at Sea	L	1/0	3	25	8.3	18	0
Dec 15	at TB	W	1/0	1	8	8.0	8	0	Oct 2	Dal	L	1/0	5	79	15.8	29	0
Dec 23	Atl	W	1/0	0	0	—	—	0	Oct 6	Arz	L	1/1	1	4	4.0	4	0
Dec 29	at Arz	W	1/0	0	0	—	—	0	Oct 16	at Buf	L	1/0	0	0	—	—	0
TOTALS									Oct 23	TB	L	1/1	1	4	4.0	4	0
									Nov 6	NO	L	1/0	4	76	19.0	31	0
									Nov 13	at Arz	L	1/0	0	0	—	—	0
2013 Postseason									Nov 20	NE	L	1/0	3	41	13.7	19	0
Date	Opp	W/L	P/S	Rec	Yds	Avg	Lg	TD	Nov 27	at Mia	L	1/0	2	19	9.5	15	1
Jan 5	at GB	W	1/0	1	6	6.0	6	0	Dec 4	at Chi	L	1/0	0	0	—	—	0
Jan 12	at Car	W	1/0	0	0	—	—	0	Dec 11	NYJ	L	1/1	1	5	5.0	5	0
Jan 19	at Sea	L	1/0	0	0	—	—	0	Dec 18	at Atl	L	1/1	2	22	11.0	16t	1
TOTALS									Dec 24	at LAR	W	1/1	4	39	9.8	12	0
									Jan 1	Sea	L	1/1	1	9	9.0	9t	1
									TOTALS			16/6	29	350	12.2	31	3



CELEK'S GAME-BY-GAME

2017

Date	Opp	W/L	P/S	Rec	Yds	Avg	Lg	TD
Sep 10	Car	L	1/0	0	0	—	—	0
Sep 17	at Sea	L	1/0	1	6	6.0	6	0
Sep 21	LAR	L	1/1	1	1	1.0	1	1
Oct 1	at Arz	L	1/1	0	0	—	—	0
Oct 8	at Ind	L	1/1	1	6	6.0	6	0
Oct 15	at Was	L	1/1	1	13	13.0	13	0
Oct 22	Dal	L	1/1	1	11	11.0	11	0
Oct 29	at Phi	L	1/1	1	24	24.0	24	0
Nov 5	Arz	L	1/1	1	13	13.0	13	0
Nov 12	NYG	W	1/1	4	67	16.8	47t	1
Nov 26	Sea	L	1/1	2	7	3.5	5	0
Dec 3	at Chi	W	1/1	2	30	15.0	22	0
Dec 10	at Hou	W	1/1	2	67	33.5	61	1
Dec 17	Ten	W	1/1	3	63	21.0	41	1
Dec 24	Jax	W	1/1	0	0	—	—	0
Dec 31	at LAR	W	1/0	1	28	28.0	28	0
TOTALS			16/13	21	336	16.0	61	4



27

DB

ADRIAN COLBERT

6-2 || 205 || MIAMI

10.6.93 || MINERAL WELLS, TX || 2ND YEAR || ACQUIRED D-7 IN '17

AWARDS & HONORS

2017: Thomas Herrion Memorial Award

GOLDMINE

- Colbert and his teammates joined Levi's in support of breast, colon and pediatric cancer warriors at the Crucial Catch Fashion Show presented by Dignity Health on October 2, 2018. 49ers players and cancer warriors took to the runway to show off their attire and share their stories of strength and courage with the audience.



- NFL players had the opportunity to participate in the NFL's annual My Cause, My Cleats campaign during a designated home game between Weeks 13-15. Colbert and his teammates represented their respective causes with custom-designed cleats in an effort to raise awareness and funding.



COLBERT'S GOLDEN NUGGETS

- In 2017, named the recipient of the 49ers Thomas Herrion Memorial Award, which was established in 2005 by 49ers owners Denise and John York and is presented to a rookie or first-year player who best represents the dream of Thomas Herrion. The recipient has taken advantage of every opportunity, turned it into a positive situation and made their dream turn into a reality. The award is voted on by the coaches.
- After spending four years (2012-15) and graduating from the University of Texas, Colbert transferred to the University of Miami to further his education and secured a final season of eligibility.
- Colbert has been an active volunteer in his communities. In previous years, he's volunteered for the Salvation Army and youth football camps in addition to working at concession stands at youth football games.
- In the spring of 2013 at Texas, Colbert was named a member of the Big 12 Commissioner's Honor Roll.

COLBERT'S GAME-BY-GAME

2018

Date	Opp	W/L	P/S	Tot	Sol	Ast	Sk	Yds	Int	Yds	PD	FF	FR	Yds
Sep 9	at Min	L	1/1	5	4	1	0.0	0.0	0	0	0	0	0	0
Sep 16	Det	W	1/1	3	3	0	0.0	0.0	0	0	0	0	0	0
Sep 23	at KC	L	1/1	3	2	1	0.0	0.0	0	0	0	0	0	0
Sep 30	at LAC	L	1/0	0	0	0	0.0	0.0	0	0	0	0	0	0
Oct 7	Arz	L	1/1	2	0	2	0.0	0.0	0	0	0	0	0	0
Oct 15	at GB	L	1/1	6	4	2	0.0	0.0	0	0	0	0	0	0
Oct 21	LAR	L	1/1	1	1	0	0.0	0.0	0	0	1	0	0	0

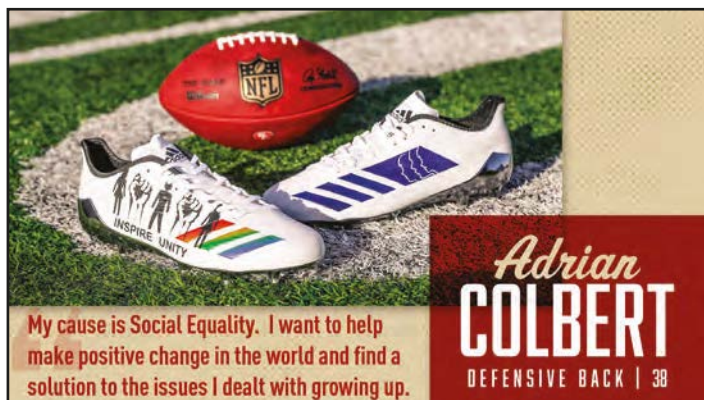
PLACED ON INJURED RESERVE (Ankle) ON 10/22

TOTALS	7/6	20	14	6	0.0	0.0	0	0	1	0	0	0	0	0
--------	-----	----	----	---	-----	-----	---	---	---	---	---	---	---	---



GOLDMINE (CONTINUED)

- During all Week 13 games in 2017, NFL players had the chance to share the causes that are important to them as part of the NFL's My Cause, My Cleats campaign. Colbert is supporting Silicon Valley FACES for My Cause, My Cleats. Dedicated to creating and promoting an empathetic and inclusive community free of bias, bigotry and violence through programs and advocacy, he chose Silicon Valley FACES to support social equality and teach the Golden Rule. "My cause is Social Equality," said Colbert. "I want to help make a positive change in the world and find a solution to the issues I dealt with growing up."



- As part of Salute to Service Month, Colbert, along with his teammates and general manager, John Lynch, visited the USO office at the San Jose Military Entrance Processing Station to spend time with military applicants and their families as they took the Oath of Enlistment and shipped off to basic training.



- Colbert overcame adversity at age 10 when he was living in Wichita Falls, TX. While racing a friend on his bike, Colbert ran a stop sign and was hit by a car, went through the windshield and suffered life-threatening injuries, falling into a coma for more than a week. His father, Adrian Sr., became motivated to make a change and moved them 90 miles south to Mineral Wells, TX, to escape from the gang environment that Adrian Sr. was apart of in Wichita Falls. After moving to Mineral Wells, Colbert didn't quite feel at home, but found additional support from the Clarke family, who treated him like a son of their own. Colbert was introduced to the family when he was approached by one of the three daughters in the family, Katy, asking if he needed a ride while walking the three miles home from school. He became part of their family, referring to them as parents and sisters, and even put his number in Mrs. Clarke's phone as 'Adrian - my adopted son.' "It made it easier for me to call [Mineral Wells] home," Colbert said. "Not only having my family, but a family that was already established here that loved me just like my family loved me."

COLBERT'S CAREER STATISTICS

YEAR	TEAM	GP	GS	TACKLES				YDS	INT	YDS	INTERCEPTIONS			PD	FUMBLES		
				TOT	SOL	AST	SACKS				LG	TD	FF		FR	YDS	
2017	SF	14	6	32	30	2	0.0	0.0	0	0	—	0	5	2	1	0	
2018	SF	7	6	20	14	6	0.0	0.0	0	0	—	0	1	0	0	0	
TOTALS		21	12	52	44	8	0.0	0.0	0	0	—	0	6	2	1	0	

Additional Statistics:

Special Teams Tackles – 7: 2017 (6); 2018 (1)

Milestones:

NFL Debut: vs. Car. (9/10/17); **First Start:** vs. NYG (11/12/17); **First FF:** at Hou. (12/10/17 – WR DeAndre Hopkins); **First FR:** vs. Ten. (12/17/17 – TE Delanie Walker)

COLBERT'S CAREER HIGHS

Total Tackles: 6 (2 times) Last at GB (10/15/18)
Solo: 6 vs. Jax. (12/24/17)
Assists: 2 (2 times) Last at GB (10/15/18)

Passes Defensed: 2 vs. NYG (11/12/17)
Forced Fumbles: 1 (2 times) Last at LAR (12/31/17)
Fumble Recoveries: 1 vs. Ten. (12/17/17)

COLBERT'S TRANSACTIONS

Originally a 7th-round (229th overall) draft choice by SF in 2017...Placed on the Injured Reserve List on 10/22/18.



2017

- Played in 14 games (6 starts) and notched 32 tackles, 2 FFs, 1 FR and 5 PDs, while adding 6 special teams tackles.
- Registered his 1st career FF, stripping the ball from Texans WR DeAndre Hopkins late in the 4th qtr. at Hou. (12/10). The takeaway led to a 41-yd. FG by K Robbie Gould to help seal the win.
- Tallied 5 tackles and his 1st career FR, jumping on a fumble by Titans TE Delanie Walker vs. Ten. (12/17).
- Notched his 2nd FF of the season at LAR (12/31), knocking the ball loose from Rams WR Mike Thomas.

COLLEGE

In his collegiate career, played in 46 games (6 starts) and registered 48 tackles, 2.5 TFLs, 2 INTs and 4 PDs. Began his collegiate career at Texas (2012-15) and was a graduate transfer to Miami in 2016. As a senior, played in 8 games (2 starts) for the Hurricanes, registering 22 tackles, 2.5 TFLs, 1 INT and 3 PDs. In 2015, played in 12 games for the Longhorns. As a sophomore, played in 13 games (4 starts) and registered 20 tackles, 1 INT and 1 PD. In 2013, played in 13 games and registered 6 tackles. Redshirted in 2012.

PERSONAL

- Attended Mineral Wells (TX) HS and tallied 90 tackles, 4 INTs, 1 FF and 9 PDs on defense while adding 580 rushing yds. and 10 TDs along with 28 receipts. for 580 yds. and 6 TDs as a senior. Also had 6 PRs for 172 yds. and 1 TD as well as 9 KORs for 252 yds. and 1 TD.
- Named first-team all-district 7-3A at tight end and returner as a senior.
- A four-year letterman in track & field, was the Texas 3A state champion in the 400m as a junior.
- Born Adrian Colbert (10/6/93) in Mineral Wells, TX.

INJURY REPORT

2017: Inactive at Ind. (10/8) with a hamstring injury.

2018: Placed on the Injured Reserve List on 10/22 with an ankle injury.

COLBERT'S GAME-BY-GAME

2017

Date	Opp	W/L	P/S	Tot	Sol	Ast	Sk	Yds	Int	Yds	PD	FF	FR	Yds
Sep 10	Car	L	1/0	0	0	0	0.0	0.0	0	0	0	0	0	0
Sep 17	at Sea	L	1/0	0	0	0	0.0	0.0	0	0	0	0	0	0
Sep 21	LAR	L	1/0	0	0	0	0.0	0.0	0	0	0	0	0	0
Oct 1	at Arz	L	1/0	0	0	0	0.0	0.0	0	0	0	0	0	0
Oct 8	at Ind	L	—	—	INACTIVE (Hamstring)					—	—	—	—	—
Oct 15	at Was	L	1/0	0	0	0	0.0	0.0	0	0	0	0	0	0
Oct 22	Dal	L	1/0	3	2	1	0.0	0.0	0	0	0	0	0	0
Oct 29	at Phi	L	1/0	2	2	0	0.0	0.0	0	0	0	0	0	0
Nov 5	Arz	L	1/0	3	2	1	0.0	0.0	0	0	1	0	0	0
Nov 12	NYG	W	1/1	4	4	0	0.0	0.0	0	0	2	0	0	0
Nov 26	Sea	L	—	—	INACTIVE (Thumb)					—	—	—	—	—
Dec 3	at Chi	W	1/1	3	3	0	0.0	0.0	0	0	0	0	0	0
Dec 10	at Hou	W	1/1	3	3	0	0.0	0.0	0	0	1	1	0	0
Dec 17	Ten	W	1/1	5	5	0	0.0	0.0	0	0	0	0	1	0
Dec 24	Jax	W	1/1	6	6	0	0.0	0.0	0	0	0	0	0	0
Dec 31	at LAR	W	1/1	3	3	0	0.0	0.0	0	0	1	1	0	0
TOTALS			14/6	32	30	2	0.0	0.0	0	0	5	2	1	0



78

T


SHON COLEMAN

6-5 || 310 || AUBURN

11.25.91 || MEMPHIS, TN || 3RD YEAR || ACQUIRED TR IN '18 - CLE

GOLDMINE

- Coleman and his teammates joined Levi's in support of breast, colon and pediatric cancer warriors at the Crucial Catch Fashion Show presented by Dignity Health on October 2, 2018. 49ers players and cancer warriors took to the runway to show off their attire and share their stories of strength and courage with the audience.



- Coleman was diagnosed with leukemia in the spring of 2010. After undergoing treatment at St. Jude's Children's Research Hospital, he was eventually cleared to return to the field in 2012. Coleman returned to the hospital in 2016 for his Draft party, where he watched the Draft with patients and medical staffers. "There's a lot of young kids that went through the same things I went through that look up to me," Coleman said. "They are also an inspiration to me. My engine is still running to let people know you can beat the odds and dreams never fade."



COLEMAN'S GOLDEN NUGGET

- After defeating cancer, Coleman was invited to announce a draft selection in the 2014 NFL Draft. As he left the stage, Roger Goodell told him, "I know I'll see you back here in a couple of years." Two years later, Goodell's words came true.

2017 (CLEVELAND)

- Started all 16 games at RT for the Browns.
- Made his first career start vs. Pit. (9/10).

2016 (CLEVELAND)

- As a rookie, saw action in seven games in a reserve role.
- Made his NFL debut at Ten. (10/16).

COLLEGE

Played in 32 games (25 starts) in his five years (2011-15) at Auburn. Named Second-Team All-SEC in 2015 after starting 12 games at T for an offense that generated 2,553 rushing yds. In 2014, started all 13 games on an offensive line that paved the way for 3,321 rushing yds. on the year. Appeared in 7 games as a freshman in 2013. Spent time away from football as he underwent treatment at St. Jude's from 2011-12 after being diagnosed with leukemia in 2010.

PERSONAL

- Attended Olive Branch (MS) HS where he earned first-team all-state honors as a senior.
- Participated in the 2010 Army All-American Bowl.
- Graduated with a bachelor's degree in public administration and a master's degree in adult education.
- Born Shon De'mere Coleman (11/25/91) in Olive Branch, MS.

COLEMAN'S CAREER STATISTICS

GAMES/STARTS – 23/16: 2016 (7/0); 2017 (16/16); 2018 (0/0)

Milestones:

NFL Debut: at Ten. (10/16/16); **First Start:** vs. Pit. (9/10/17)

COLEMAN'S TRANSACTIONS

Originally a 3rd-round (76th overall) draft choice by Cle. in 2016...Traded to SF on 8/31/18.



50

LB

BROCK COYLE

6-1 || 245 || MONTANA

10.12.90 || BOZEMAN, MT || 5TH YEAR || ACQUIRED FA IN '17

GOLDMINE

- Founded The Brock Coyle Foundation, which provides financial assistance toward medical and travel costs for families with children suffering from serious medical conditions. Many rural based families are faced with undue hardship of substantial travel distance and expense to obtain the best medical care for their children. The Foundation supports families with financial assistance to cover medical-related travel costs from transportation, lodging and meals. More information on The Brock Coyle Foundation can be found at www.brockcoyle52.com.
- In July of 2018, Coyle hosted his Inaugural Brock Coyle Football Camp. Held in his hometown of Bozeman, MT, Coyle along with current and former teammates hosted kids from ages 7-18 with all proceeds benefitting The Brock Coyle Foundation. Campers received t-shirts, backpacks, water bottles and a goal setting journal.
- A once-promising ski racer in Bozeman, MT, Coyle was a Junior Olympian in the sport before focusing solely on football at the age of 16. Despite giving up the sport, he credits skiing with helping him on his journey from undrafted free agent to NFL regular. "It helped me in the game of football because it's such a high-pressure sport where you only have one chance to put everything together one time," said Coyle in 2014.



COYLE'S GOLDEN NUGGETS

- Founded The Brock Coyle Foundation to provide assistance to families with children suffering from serious medical conditions.
- Coyle's sister, Alexa, currently plays soccer at the University of Montana. As a freshman this past season, Alexa registered a team-high 10 points and was named the team's Most Outstanding Offensive Player.

COYLE'S GAME-BY-GAME

2018

Date	Opp	W/L	P/S	Tot	Sol	Ast	Sk	Yds	Int	Yds	PD	FF	FR	Yds
Sep 9	at Min	L	1/1	6	4	2	0.0	0.0	0	0	0	0	0	0
PLACED ON INJURED RESERVE (Back) ON 9/12														
TOTALS			1/1	6	4	2	0.0	0.0	0	0	0	0	0	0



COYLE'S CAREER STATISTICS

TACKLES									INTERCEPTIONS					FUMBLES		
YEAR	TEAM	GP	GS	TOT	SOL	AST	SACKS	YDS	INT	YDS	LG	TD	PD	FF	FR	YDS
2014	SEA	15	2	6	4	2	0.0	0.0	0	0	—	0	0	0	0	0
2015	SEA	8	0	3	2	1	0.0	0.0	0	0	—	0	0	0	0	0
2016	SEA	12	3	15	7	8	1.0	1.0	0	0	—	0	0	0	0	0
2017	SF	16	10	62	36	26	0.5	0.5	0	0	—	0	1	1	0	0
2018	SF	1	1	6	4	2	0.0	0.0	0	0	—	0	0	0	0	0
TOTALS		52	16	92	53	39	1.5	1.5	0	0	—	0	1	1	0	0

PLAYOFFS

YEAR	TEAM	GP	GS	TACKLES				YDS	INT	INTERCEPTIONS				PD	FUMBLES		
				TOT	SOL	AST	SACKS			YDS	LG	TD	FF		FR	YDS	
2014	SEA	3	0	0	0	0	0.0	0.0	0	0	—	0	0	0	0	0	0
2015	SEA	2	0	0	0	0	0.0	0.0	0	0	—	0	0	0	0	0	0
2016	SEA	2	0	0	0	0	0.0	0.0	0	0	—	0	0	0	0	0	0
TOTALS		7	0	0	0	0	0.0	0.0	0	0	—	0	0	0	0	0	0

Additional Statistics:

Special Teams Tackles: Regular Season – 11: 2014 (5); 2015 (3); 2016 (1); 2017 (2) **Postseason** – 4: 2014 (2); 2015 (1); 2016 (1)

Milestones:

NFL Debut: vs. GB (9/4/14); **First Start:** vs. Oak. (11/2/14); **First Sack:** vs. Buf. (11/7/16 – QB Tyrod Taylor); **First FF:** vs. Ten. (12/17/17 – TE Delanie Walker)

COYLE'S CAREER HIGHS

Total Tackles: 8 (4 times) Last at LAR (12/31/17)

Solo: 7 vs. Arz. (11/5/17)

Assists: 5 at LAR (12/31/17)

Sacks: 1.0 vs. Buf. (11/7/16)

Passes Defensed: 1 vs. Arz. (11/5/17)

Forced Fumbles: 1 vs. Ten. (12/17/17)

COYLE'S TRANSACTIONS

Originally signed as an undrafted free agent by Sea. on 5/10/14...Placed on the Injured Reserve/Designated to Return List on 10/20/15...Activated from the Injured Reserve/Designated to Return List on 12/15...Signed a one-year deal with SF on 3/10/17 ... Signed a three-year deal with SF on 3/14/18...Placed on the Injured Reserve List on 9/12/18.



2017 (SAN FRANCISCO)

- Played in 16 games (10 starts) and set career highs in tackles (62), FFs (1) and PDs (1), while adding 0.5 sack.
- Along with DL Arik Armstead, the duo combined to sack Colts QB Jacoby Brissett at Ind. (10/8).
- Notched his 1st career FF, stripping the ball from Titans TE Delanie Walker vs. Ten. (12/17).

2016 (SEATTLE)

- Appeared in 12 games with a career-high 3 starts. Totaled a career-high 15 tackles and 1.0 sack.
- Recorded a career-high 8 tackles and his 1st career sack vs. Buf. (11/7), taking down Bills QB Tyrod Taylor for a 1-yd. loss.

2015 (SEATTLE)

- Appeared in 8 games and registered 3 tackles on defense and 3 tackles on special teams.

2014 (SEATTLE)

- Appeared in 15 games (2 starts) and totaled 6 tackles on defense and 5 tackles on special teams.
- Made his NFL debut vs. GB (9/4).
- Made the 1st start of his NFL career vs. Oak. (11/2) and recorded 2 tackles.

COLLEGE

Saw action in 52 games during his career at Montana and recorded 293 tackles, 24.5 TFLs and 7.5 sacks. Appeared in 13 games as a senior and led the team with 125 tackles while adding 13.5 TFLs, 5 FFs and 4.0 sacks to earn Second-Team All-Big Sky Conference honors. Started 11 games in 2012 and recorded 107 tackles, 6.5 TFLs, 2.0 sacks, 2 FFs and 1 FR. Appeared in all 14 games as a sophomore and registered 31 tackles, 4.5 TFLs and 1.5 sacks. Red-shirted in 2010. Saw action in 14 games as a freshman and finished with 30 tackles and 2 INTs.

PERSONAL

- Majored in business at Montana.
- Attended Bozeman (MT) HS, where he was an all-state and all-conference selection as a senior in 2009.
- Born Brock Coyle (10/12/90) in Bozeman, MT.

INJURY REPORT

2014: Inactive at KC (11/16) with a glute injury.

2015: Inactive vs. Car. (10/18) with a knee injury. Placed on the Injured Reserve/Designated to Return List on 10/20 with a knee injury. Activated from the Injured Reserve/Designated to Return List on 12/15 after missing 7 games.

2016: Inactive four games [at TB (11/27), vs. Car. (12/4), at GB (12/11) and vs. LAR (12/15)] with a foot injury.

2018: Placed on the Injured Reserve List on 9/12 with a neck injury.



COYLE'S GAME-BY-GAME

2014 (Seattle)

Date	Opp	W/L	P/S	Tot	Sol	Ast	Sk	Yds	Int	Yds	PD	FF	FR	Yds
Sep 4	GB	W	1/0	0	0	0	0.0	0.0	0	0	0	0	0	0
Sep 14	at SD	L	1/0	0	0	0	0.0	0.0	0	0	0	0	0	0
Sep 21	Den	W	1/0	0	0	0	0.0	0.0	0	0	0	0	0	0
Oct 6	at Was	W	1/0	0	0	0	0.0	0.0	0	0	0	0	0	0
Oct 12	Dal	L	1/0	1	1	0	0.0	0.0	0	0	0	0	0	0
Oct 19	at StL	L	1/0	0	0	0	0.0	0.0	0	0	0	0	0	0
Oct 26	at Car	W	1/0	0	0	0	0.0	0.0	0	0	0	0	0	0
Nov 2	Oak	W	1/1	2	1	1	0.0	0.0	0	0	0	0	0	0
Nov 9	NYG	W	1/1	2	1	1	0.0	0.0	0	0	0	0	0	0
Nov 16	at KC	L	—	—	—	—	INACTIVE (Glute)	—	—	—	—	—	—	—
Nov 23	Arz	W	1/0	0	0	0	0.0	0.0	0	0	0	0	0	0
Nov 27	at SF	W	1/0	0	0	0	0.0	0.0	0	0	0	0	0	0
Dec 7	at Phi	W	1/0	0	0	0	0.0	0.0	0	0	0	0	0	0
Dec 14	SF	W	1/0	0	0	0	0.0	0.0	0	0	0	0	0	0
Dec 21	at Arz	W	1/0	1	1	0	0.0	0.0	0	0	0	0	0	0
Dec 28	StL	W	1/0	0	0	0	0.0	0.0	0	0	0	0	0	0
TOTALS			15/2	6	4	2	0.0	0.0	0	0	0	0	0	0

2014 Postseason (Seattle)

Date	Opp	W/L	P/S	Tot	Sol	Ast	Sk	Yds	Int	Yds	PD	FF	FR	Yds
Jan 10	Car	W	1/0	0	0	0	0.0	0.0	0	0	0	0	0	0
Jan 18	GB	W	1/0	0	0	0	0.0	0.0	0	0	0	0	0	0
Feb 1	NE	L	1/0	0	0	0	0.0	0.0	0	0	0	0	0	0
TOTALS			3/0	0	0	0	0.0	0.0	0	0	0	0	0	0

2015 (Seattle)

Date	Opp	W/L	P/S	Tot	Sol	Ast	Sk	Yds	Int	Yds	PD	FF	FR	Yds
Sep 13	at StL	L	1/0	0	0	0	0.0	0.0	0	0	0	0	0	0
Sep 20	at GB	L	1/0	0	0	0	0.0	0.0	0	0	0	0	0	0
Sep 27	Chi	W	1/0	0	0	0	0.0	0.0	0	0	0	0	0	0
Oct 5	Det	W	1/0	0	0	0	0.0	0.0	0	0	0	0	0	0
Oct 11	at Cin	L	1/0	0	0	0	0.0	0.0	0	0	0	0	0	0
Oct 18	Car	L	—	—	—	—	INACTIVE (Knee)	—	—	—	—	—	—	—
Oct 22	at SF	W	—	—	—	—	INJURED RESERVE/DESIGNATED FOR RETURN	—	—	—	—	—	—	—
Nov 1	at Dal	W	—	—	—	—	INJURED RESERVE/DESIGNATED FOR RETURN	—	—	—	—	—	—	—
Nov 15	Ari	L	—	—	—	—	INJURED RESERVE/DESIGNATED FOR RETURN	—	—	—	—	—	—	—
Nov 22	SF	W	—	—	—	—	INJURED RESERVE/DESIGNATED FOR RETURN	—	—	—	—	—	—	—
Nov 29	Pit	W	—	—	—	—	INJURED RESERVE/DESIGNATED FOR RETURN	—	—	—	—	—	—	—
Dec 6	at Min	W	—	—	—	—	INJURED RESERVE/DESIGNATED FOR RETURN	—	—	—	—	—	—	—
Dec 13	at Bal	W	—	—	—	—	INJURED RESERVE/DESIGNATED FOR RETURN	—	—	—	—	—	—	—
Dec 20	Cle	W	1/0	0	0	0	0.0	0.0	0	0	0	0	0	0
Dec 27	StL	L	1/0	0	0	0	0.0	0.0	0	0	0	0	0	0
Jan 3	at Ari	W	1/0	3	2	1	0.0	0.0	0	0	0	0	0	0
TOTALS			8/0	3	2	1	0.0	0.0	0	0	0	0	0	0

2015 Postseason (Seattle)

Date	Opp	W/L	P/S	Tot	Sol	Ast	Sk	Yds	Int	Yds	PD	FF	FR	Yds
Jan 10	at Min	W	1/0	0	0	0	0.0	0.0	0	0	0	0	0	0
Jan 17	at Car	L	1/0	0	0	0	0.0	0.0	0	0	0	0	0	0
TOTALS			2/0	0	0	0	0.0	0.0	0	0	0	0	0	0

2016 (Seattle)


Date	Opp	W/L	P/S	Tot	Sol	Ast	Sk	Yds	Int	Yds	PD	FF	FR	Yds
Sep 11	Mia	W	1/0	0	0	0	0.0	0.0	0	0	0	0	0	0
Sep 18	at LAR	L	1/0	0	0	0	0.0	0.0	0	0	0	0	0	0
Sep 25	SF	W	1/0	0	0	0	0.0	0.0	0	0	0	0	0	0
Oct 2	at NYJ	W	1/0	0	0	0	0.0	0.0	0	0	0	0	0	0
Oct 16	Atl	W	1/0	0	0	0	0.0	0.0	0	0	0	0	0	0
Oct 23	at Arz	T	1/0	1	1	0	0.0	0.0	0	0	0	0	0	0
Oct 30	at NO	L	1/1	1	1	0	0.0	0.0	0	0	0	0	0	0
Nov 7	Buf	W	1/1	8	4	4	1.0	1.0	0	0	0	0	0	0
Nov 13	at NE	W	1/0	3	1	2	0.0	0.0	0	0	0	0	0	0
Nov 20	Phi	W	1/1	2	0	2	0.0	0.0	0	0	0	0	0	0
Nov 27	at TB	L	—	—	—	—	INACTIVE (Foot)	—	—	—	—	—	—	—
Dec 4	Car	W	—	—	—	—	INACTIVE (Foot)	—	—	—	—	—	—	—
Dec 11	at GB	L	—	—	—	—	INACTIVE (Foot)	—	—	—	—	—	—	—
Dec 15	LAR	W	—	—	—	—	INACTIVE (Foot)	—	—	—	—	—	—	—
Dec 24	Arz	L	1/0	0	0	0	0.0	0.0	0	0	0	0	0	0
Jan 1	at SF	W	1/0	0	0	0	0.0	0.0	0	0	0	0	0	0
TOTALS			12/3	15	7	8	1.0	1.0	0	0	0	0	0	0

2016 Postseason (Seattle)

Date	Opp	W/L	P/S	Tot	Sol	Ast	Sk	Yds	Int	Yds	PD	FF	FR	Yds
Jan 7	Det	W	1/0	0	0	0	0.0	0.0	0	0	0	0	0	0
Jan 14	at Atl	L	1/0	0	0	0	0.0	0.0	0	0	0	0	0	0
TOTALS			2/0	0	0	0	0.0	0.0	0	0	0	0	0	0

2017 (San Francisco)

Date	Opp	W/L	P/S	Tot	Sol	Ast	Sk	Yds	Int	Yds	PD	FF	FR	Yds
Sep 10	Car	L	1/0	0	0	0	0.0	0.0	0	0	0	0	0	0
Sep 17	at Sea	L	1/0	0	0	0	0.0	0.0	0	0	0	0	0	0
Sep 21	LAR	L	1/0	1	1	0	0.0	0.0	0	0	0	0	0	0
Oct 1	at Arz	L	1/0	0	0	0	0.0	0.0	0	0	0	0	0	0
Oct 8	at Ind	L	1/0	2	1	1	0.5	0.5	0	0	0	0	0	0
Oct 15	at Was	L	1/1	6	3	3	0.0	0.0	0	0	0	0	0	0
Oct 22	Dal	L	1/0	1	1	0	0.0	0.0	0	0	0	0	0	0
Oct 29	at Phi	L	1/1	6	3	3	0.0	0.0	0	0	0	0	0	0
Nov 5	Arz	L	1/1	8	7	1	0.0	0.0	0	0	1	0	0	0
Nov 12	NYG	W	1/1	6	3	3	0.0	0.0	0	0	0	0	0	0
Nov 26	Sea	L	1/1	6	3	3	0.0	0.0	0	0	0	0	0	0
Dec 3	at Chi	W	1/1	2	2	0	0.0	0.0	0	0	0	0	0	0
Dec 10	at Hou	W	1/1	4	2	2	0.0	0.0	0	0	0	0	0	0
Dec 17	Ten	W	1/1	4	3	1	0.0	0.0	0	0	0	1	0	0
Dec 24	Jax	W	1/1	8	4	4	0.0	0.0	0	0	0	0	0	0
Dec 31	at LAR	W	1/1	8	3	5	0.0	0.0	0	0	0	0	0	0
TOTALS			16/10	62	36	26	0.5	0.5	0	0	1	1	0	0



96

SHELDON DAY

DL

6-1 || 294 || NOTRE DAME

7.1.94 || INDIANAPOLIS, IN || 2ND YEAR || ACQUIRED WAI IN '17 - JAX

2018 HIGHLIGHTS

- Brought down Chargers QB Philip Rivers for a sack of 8.0 yds. at LAC (9/30).
- Brought down Packers QB Aaron Rodgers for a 5-yd. loss at GB (10/15), marking his 2nd sack of the season.

GOLDMINE

- NFL players had the opportunity to participate in the NFL's annual My Cause, My Cleats campaign during a designated home game between Weeks 13-15. Day and his teammates represented their respective causes with custom-designed cleats in an effort to raise awareness and funding.



- Day, the emcee of the night, and his teammates joined Levi's in support of breast, colon and pediatric cancer warriors at the Crucial Catch Fashion Show presented by Dignity Health on October 2, 2018. 49ers players and cancer warriors took to the runway to show off their attire and share their stories of strength and courage with the audience.



DAY'S GOLDEN NUGGETS

- As a Senior at Notre Dame in 2015, was the recipient of multiple All-America honors, which included *USA Today* First-Team All-American, *Associated Press* Second-Team All-American, and Phil Steele Second-Team All-American.
- Enrolled early at Notre Dame, starting classes in January of 2012 after graduating from high school in December of 2011.
- Since being drafted in 2016, has continued to build opportunities for youth in the east side of Indianapolis communities through various educational and athletic programs.

DAY'S GAME-BY-GAME

2018

Date	Opp	W/L	P/S	Tot	Sol	Ast	Sk	Yds	Int	Yds	PD	FF	FR	Yds
Sep 9	at Min	L	1/0	1	1	0	0.0	0.0	0	0	0	0	0	0
Sep 16	Det	W	1/0	0	0	0	0.0	0.0	0	0	1	0	0	0
Sep 23	at KC	L	1/0	0	0	0	0.0	0.0	0	0	1	0	0	0
Sep 30	at LAC	L	1/0	1	1	0	1.0	8.0	0	0	0	0	0	0
Oct 7	Arz	L	1/0	0	0	0	0.0	0.0	0	0	0	0	0	0
Oct 15	at GB	L	1/0	1	1	0	1.0	5.0	0	0	0	0	0	0
Oct 21	LAR	L	1/0	3	2	1	0.0	0.0	0	0	0	0	0	0
Oct 28	at Arz	L	1/0	1	1	0	0.0	0.0	0	0	0	0	0	0
Nov 1	Oak	W	1/0	1	1	0	0.0	0.0	0	0	0	0	0	0
Nov 12	NYG	L	1/0	0	0	0	0.0	0.0	0	0	0	0	0	0
Nov 25	at TB	L	1/0	3	2	1	0.0	0.0	0	0	0	0	0	0
Dec 2	at Sea	L	1/0	0	0	0	0.0	0.0	0	0	0	0	0	0
Dec 9	Den	W	—	—	—	—	INACTIVE	—	—	—	—	—	—	—
Dec 16	Sea	W	—	—	—	—	INACTIVE	—	—	—	—	—	—	—
Dec 23	Chi	L	—	—	—	—	INACTIVE	—	—	—	—	—	—	—
Dec 30	at LAR													

TOTALS 12/0 11 9 2 2.0 13.0 0 0 2 0 0 0

GOLDMINE (CONTINUED)

- Day joined the Florida Department of Transportation's "Alert Today, Alive Tomorrow" campaign during International Walk to School Day in October of 2017. Alongside kids that were walking to school in the Jacksonville area, Day assisted in teaching them the health benefits they were receiving by walking to school and showed them how to get there safely.



GOLDMINE (CONTINUED)

- The 49ers hosted a flag football clinic for local first responders and their children at the team facility on October 23, 2018. Day and his teammates taught the children the fundamentals of the game before hitting the field for drills and games. The 100-plus guests also had the opportunity to try on equipment and participate in a photoshoot.



- The 49ers joined forces with Martha's Kitchen of San Jose as part of their Community Tuesday kickoff event on September 11, 2018. Day and teammates took part in the event by serving dinner to nearly 200 residents in need, refilling beverages and bussing tables. Both the 49ers and Levi's Stadium partner with Martha's Kitchen throughout the year by donating excess food after stadium events. Martha's Kitchen's mission is to "feed the hungry with dignity, no questions asked, no judgements made."



- In June of 2017, Day held his Inaugural "Sheldon's Daylight Camp" at Warren Central High School in Indianapolis, IN. Over 150 kids attended the free four-day football camp which Day had been anxious to host since the day he was drafted. "I know most of these kids out here on the east side are probably like I was," said Day. "No way I'm going to charge them to come here. They should just have fun here and be with me." The camp included a visit to Notre Dame so kids would not only gain football knowledge, but also be informed of different opportunities to further their education and attend college. "This is fun for me. It's a chance for me to give back and have some fun with them. When I see the kids smiling, that's a great thing. That's why we are here."



DAY'S CAREER STATISTICS

YEAR	TEAM	GP	GS	TACKLES				YDS	INT	INTERCEPTIONS				PD	FUMBLES		
				TOT	SOL	AST	SACKS			YDS	LG	TD	PD		FF	FR	YDS
2016	JAX	16	0	8	6	2	1.0	4.0	0	0	—	0	0	0	0	0	0
2017	JAX/SF	12	0	19	13	6	2.0	15.0	0	0	—	0	2	0	0	0	0
2018	SF	12	0	11	9	2	2.0	13.0	0	0	—	0	2	0	0	0	0
TOTALS		40	0	38	28	10	5.0	32.0	0	0	—	0	4	0	0	0	0

Milestones:

NFL Debut: vs. GB (9/11/16); **First Sack:** vs. Ten. (12/24/16 – QB Marcus Mariota)

DAY'S CAREER HIGHS

Total Tackles: 5 at LAR (12/31/17)

Solo: 4 at LAR (12/31/17)

Assists: 2 at Hou. (12/10/17)

Sacks: 1.0 (5 times) Last at GB (10/15/18)

Passes Defensed: 1 (4 times) Last at KC (9/23/18)

DAY'S TRANSACTIONS

Originally a 4th-round (103rd overall) draft choice by Jax. in 2016...Waived by Jax. on 11/18/17...Claimed off waivers by SF on 11/20/17.



2017 (JACKSONVILLE/SAN FRANCISCO)

- Played in 6 games and registered 16 tackles and 1.0 sack with the 49ers after being claimed off waivers on 11/20.
- Brought down Rams QB Sean Mannion for a 9-yd. loss at LAR (12/31), marking his 1st sack as a member of the 49ers and the 3rd of his career.

2016 (JACKSONVILLE)

- Saw action in all 16 games and registered 8 tackles and 1.0 sack.
- Made his NFL debut in the season opener vs. GB (9/11).
- Registered his 1st career tackle at SD (9/18).
- Finished with 1 tackle and the 1st sack of his career vs. Ten. (12/24), bringing down Titans QB Marcus Mariota for a 4-yd. loss.

COLLEGE

Appeared in 48 games (32 starts) in four seasons (2012-15) at Notre Dame where he registered 141 tackles, 32 TFLs, 8 PDs, 7.5 sacks, 2 FFs and 2 FRs. As a senior in 2015, made 13 starts and finished with 45 tackles, 15.5 TFLs, 4 sacks, 4 PDs and 2 FFs, earning Associated Press Second-Team All-America honors. His 15.5 TFLs were the most by a Notre Dame player since Derek Landri in 2006. In 2014, started all 11 games he appeared in, adding 40 tackles, 7.5 TFLs, 2 PDs, 2 FRs and 1 sack. Appeared in 11 games (8 starts) as a junior in 2013, adding 33 tackles, 5.5 TFLs, 1 PD and 0.5 sack. As a freshman, played in all 13 games, registering 23 tackles, 3.5 TFLs, 2 sacks and 1 PD.

PERSONAL

- Attended Warren Central (Indianapolis, IN) HS where he registered 55 tackles, 12 TFLs, 9 sacks, and 2 FRs as a senior in 2011. That season he was the runner-up for the 2011 Indiana Mr. Football award as chosen by Indiana Football Coaches Association.
- At Notre Dame, was enrolled in the Mendoza College of Business, majoring in information technologies management.
- Born Sheldon Day (7/1/94) in Indianapolis, IN.


DAY'S GAME-BY-GAME

2016 (Jacksonville)

Date	Opp	W/L	P/S	Tot	Sol	Ast	Sk	Yds	Int	Yds	PD	FF	FR	Yds
Sep 11	GB	L	1/0	0	0	0	0.0	0.0	0	0	0	0	0	0
Sep 18	at SD	L	1/0	1	1	0	0.0	0.0	0	0	0	0	0	0
Sep 25	Bal	L	1/0	1	1	0	0.0	0.0	0	0	0	0	0	0
Oct 2	Ind	W	1/0	1	1	0	0.0	0.0	0	0	0	0	0	0
Oct 16	at Chi	W	1/0	0	0	0	0.0	0.0	0	0	0	0	0	0
Oct 23	Oak	L	1/0	0	0	0	0.0	0.0	0	0	0	0	0	0
Oct 27	at Ten	L	1/0	1	1	0	0.0	0.0	0	0	0	0	0	0
Nov 6	at KC	L	1/0	0	0	0	0.0	0.0	0	0	0	0	0	0
Nov 13	Hou	L	1/0	0	0	0	0.0	0.0	0	0	0	0	0	0
Nov 20	at Det	L	1/0	0	0	0	0.0	0.0	0	0	0	0	0	0
Nov 27	at Buf	L	1/0	0	0	0	0.0	0.0	0	0	0	0	0	0
Dec 4	Den	L	1/0	0	0	0	0.0	0.0	0	0	0	0	0	0
Dec 11	Min	L	1/0	1	0	1	0.0	0.0	0	0	0	0	0	0
Dec 18	at Hou	L	1/0	1	1	0	0.0	0.0	0	0	0	0	0	0
Dec 24	Ten	W	1/0	1	1	0	1.0	4.0	0	0	0	0	0	0
Jan 1	at Ind	L	1/0	1	0	1	0.0	0.0	0	0	0	0	0	0
TOTALS			16/0	8	6	2	1.0	4.0	0	0	0	0	0	0

2017 (Jacksonville/San Francisco)

Date	Opp	W/L	P/S	Tot	Sol	Ast	Sk	Yds	Int	Yds	PD	FF	FR	Yds
WITH JAX														
Sep 10	at Hou	W	1/0	1	0	1	0.0	0.0	0	0	0	0	0	0
Sep 17	Ten	L	—	—	—	—	—	—	—	—	—	—	—	—
Sep 24	Bal	W	1/0	0	0	0	0.0	0.0	0	0	0	0	0	0
Oct 1	at NYJ	L	1/0	1	0	1	0.0	0.0	0	0	0	0	0	0
Oct 8	at Pit	W	1/0	0	0	0	0.0	0.0	0	0	0	0	0	0
Oct 15	LAR	L	1/0	0	0	0	0.0	0.0	0	0	0	0	0	0
Oct 22	at Ind	W	1/0	1	1	0	1.0	6.0	0	0	1	0	0	0
Nov 5	Cin	W	—	—	—	—	—	—	—	—	—	—	—	—
Nov 12	LAC	W	—	—	—	—	—	—	—	—	—	—	—	—
WAIVED BY JAX ON 11/18														
CLAIMED OFF WAIVERS BY SF ON 11/20														
Nov 26	Sea	L	1/0	2	2	0	0.0	0.0	0	0	0	0	0	0
Dec 3	at Chi	W	1/0	3	3	0	0.0	0.0	0	0	0	0	0	0
Dec 10	at Hou	W	1/0	2	0	2	0.0	0.0	0	0	0	0	0	0
Dec 17	Ten	W	1/0	2	2	0	0.0	0.0	0	0	0	0	0	0
Dec 24	Jax	W	1/0	2	1	1	0.0	0.0	0	0	1	0	0	0
Dec 31	at LAR	W	1/0	5	4	1	1.0	9.0	0	0	0	0	0	0
TOTALS			12/0	19	13	6	2.0	15.0	0	0	2	0	0	0



43
—
RB

MATTHEW DAYES

5-9 || 205 || NORTH CAROLINA STATE

9.3.94 || FORT LAUDERDALE, FL || 2ND YEAR || ACQUIRED FA IN '18

GOLDMINE

- Dayes insists that his high school coach, Mark Guandolo, is a major factor in his journey to the NFL. "He was a father figure for me, as well. He just helped me so much along the way," Dayes said. "I'm very thankful for him being a part of this. We still stay in touch as I continue my career."



DAYES' GOLDEN NUGGET

- Listens to gospel music as he prepares for the game. "It's something that just connects me more. It's uplifting and brings more confidence to me as I get ready to go play," Dayes said.

DAYES' GAME-BY-GAME

2018

Date	Opp	W/L	P/S	Rsh	Yds	Avg	Lg	TD	Rec	Yds	TD
SIGNED TO SF PRACTICE SQUAD ON 10/9											
Oct 15	at GB	L	—	PRACTICE SQUAD	—	—	—	—	—	—	—
Oct 21	LAR	L	—	PRACTICE SQUAD	—	—	—	—	—	—	—
Oct 28	at Arz	L	—	PRACTICE SQUAD	—	—	—	—	—	—	—
Nov 1	Oak	W	—	PRACTICE SQUAD	—	—	—	—	—	—	—
PROMOTED TO SF ACTIVE ROSTER ON 11/12											
Nov 12	NYG	L	1/0	0	0	—	—	0	0	0	0
Nov 25	at TB	L	1/0	0	0	—	—	0	0	0	0
Dec 2	at Sea	L	1/0	0	0	—	—	0	0	0	0
Dec 9	Den	W	1/0	0	0	—	—	0	0	0	0
Dec 16	Sea	W	1/0	0	0	—	—	0	0	0	0
Dec 23	Chi	L	1/0	0	0	—	—	0	0	0	0
Dec 30	at LAR										
TOTALS			6/0	0	0	—	—	0	0	0	0

DAYES' CAREER STATISTICS

YEAR	TEAM	GP	GS	RUSHING					RECEIVING				
				NO	YDS	AVG	LG	TD	ATT	YDS	AVG	LG	TD
2017	CLE	16	0	5	13	2.6	4	0	4	29	7.3	15	0
2018	SF	6	0	0	0	—	—	0	0	0	—	—	0
TOTALS		22	0	5	13	2.6	4	0	4	29	7.3	15	0

Additional Statistics:

Special Teams Tackles — 10: 2017 (8); 2018 (2)

Kick Returns — 19: 2017 (18); 2018 (1)

Kick Return Yards — 454: 2017 (437); 2018 (17)

Milestones:

NFL Debut: vs. Pit. (9/10/17); First Reception: vs. Pit. (9/10/17 — 1-yd. pass from QB DeShone Kizer)

DAYES' CAREER HIGHS

Rushes: 3 vs. Pit. (9/10/17)

Rushing Yards: 7 vs. Pit. (9/10/17)

Long Rush: 4 at Chi. (12/24/17)

Receptions: 2 vs. Pit. (9/10/17)

Receiving Yards: 15 vs. Min. (10/29/17)

Long Reception: 15 vs. Min. (10/29/17)

Kick Returns: 5 at Cin. (11/26/17)

Kick Return Yards: 105 vs. Min. (10/29/17)

Kick Return Long: 71 vs. Min. (10/29/17)

DAYES' TRANSACTIONS

Originally a 7th-round (252nd overall) draft choice by Cle. in 2017...Waived by Cle. on 9/1/18...Signed to SF practice squad on 10/9/18...Promoted to SF active roster on 11/12/18.



2017 (CLEVELAND)

- Saw action in all 16 games and registered 5 rushing atts. for 13 yds., along with 4 receipts. for 29 yds. Also tallied 8 special teams tackles and 18 KORs for 437 yds. (24.3 avg.).

COLLEGE

Played in 45 games at North Carolina State University where finished his career ranked fourth all-time in school history with 2,856 career rushing yds. and third all-time with 34 career rushing TDs. As a senior in 2016, he played in all 13 games and finished third in the ACC with 1,166 rushing yds. on 249 carries along with 10 rushing TDs. Carried the ball 134 times for 883 yds. and 12 TDs in 9 games as a junior in 2015. In his sophomore season in 2014, registered 596 yds. and 8 TDs on 104 carries. Recorded 63 atts. for 265 yds. and 4 TDs as a true freshman in 2013.

PERSONAL

- Majored in sociology.
- Attended Cyprus Bay (FL) HS where he was named the Broward County Player of the Year after registering 1,864 yds. and 31 TDs as a senior.
- Born Matthew Dayes (9/3/94) in Montego Bay, Jamaica.

DAYES' GAME-BY-GAME

2017 (Cleveland)

Date	Opp	W/L	P/S	Rsh	Yds	Avg	Lg	TD	Rec	Yds	TD
Sep 10	Pit	L	1/0	3	7	2.3	3	0	2	9	0
Sep 17	at Bal	L	1/0	0	0	—	—	0	0	0	0
Sep 24	at Ind	L	1/0	0	0	—	—	0	0	0	0
Oct 1	Cin	L	1/0	1	2	2.0	2	0	0	0	0
Oct 8	NYJ	L	1/0	0	0	—	—	0	0	0	0
Oct 15	at Hou	L	1/0	0	0	—	—	0	0	0	0
Oct 22	Ten	L	1/0	0	0	—	—	0	0	0	0
Oct 29	Min	L	1/0	0	0	—	—	0	1	15	0
Nov 12	at Det	L	1/0	0	0	—	—	0	0	0	0
Nov 19	Jax	L	1/0	0	0	—	—	0	1	5	0
Nov 26	at Cin	L	1/0	0	0	—	—	0	0	0	0
Dec 3	at LAC	L	1/0	0	0	—	—	0	0	0	0
Dec 10	GB	L	1/0	0	0	—	—	0	0	0	0
Dec 17	Bal	L	1/0	0	0	—	—	0	0	0	0
Dec 24	at Chi	L	1/0	1	4	4.0	4	0	0	0	0
Dec 31	at Pit	L	1/0	0	0	—	—	0	0	0	0
TOTALS			16/0	5	13	2.6	4	0	4	29	0



82

TE

ROSS DWELLEY

6-5 || 240 || SAN DIEGO

1.26.95 || EL DORADO HILLS, CA || ROOKIE || ACQUIRED FA IN '18

2018 HIGHLIGHTS

- Hauled in his first-career recept. for 8 yds. vs. Oak. (11/1).

GOLDMINE

- The 49ers worked alongside the humanitarian-relief organization Convoy of Hope on December 4, 2018, and hosted 1,500 guests in need from Bay Area nonprofits and schools at Levi's® Stadium for a free holiday resource fair. Dwelley and his 49ers teammates distributed groceries, toys, books, shoes and other holiday offerings to the guests. The attendees also received haircuts, utilized health resources and took family portraits or professional headshots. Convoy of Hope is a nonprofit organization that directs children's feeding initiatives, hosts community outreach programs and provides disaster response resources to those in need in the Bay Area and throughout the world.



- The 49ers hosted a flag football clinic for local first responders and their children at the team facility on October 23, 2018. Dwelley and his teammates taught the children the fundamentals of the game before hitting the field for drills and games. The 100-plus guests also had the opportunity to try on equipment and participate in a photoshoot.



DWELLEY'S GOLDEN NUGGETS

- Dwelley became the seventh player (WR Jamal Agnew, DE Eric Bakhtiari, WR Michael Gasperson, QB Josh Johnson, WR Matt Maslowski, WR John Matthews) from the University of San Diego to make an NFL roster, and the fourth to suit up for the 49ers.
- Dwelley graduated from San Diego with a degree in industrial systems engineering. "I've always had a fascination with space," Dwelley said. "My education is definitely important to me. I'm really proud of graduating."

DWELLEY'S GAME-BY-GAME

2018

Date	Opp	W/L	P/S	Rec	Yds	Avg	Lg	TD
SIGNED TO SF PRACTICE SQUAD ON 9/2								
Sep 9	at Min	L	—	—	PRACTICE SQUAD	—	—	—
Sep 16	Det	W	—	—	PRACTICE SQUAD	—	—	—
Sep 23	at KC	L	—	—	PRACTICE SQUAD	—	—	—
Sep 30	at LAC	L	—	—	PRACTICE SQUAD	—	—	—
Oct 7	Arz	L	—	—	PRACTICE SQUAD	—	—	—
PROMOTED TO SF ACTIVE ROSTER ON 10/15								
Oct 15	at GB	L	1/0	0	0	—	—	0
Oct 21	LAR	L	1/0	0	0	—	—	0
Oct 28	at Arz	L	1/0	0	0	—	—	0
Nov 1	Oak	W	1/0	1	8	8.0	8	0
Nov 12	NYG	L	1/0	0	0	—	—	0
Nov 25	at TB	L	1/0	0	0	—	—	0
Dec 2	at Sea	L	1/0	0	0	—	—	0
Dec 9	Den	W	1/0	0	0	—	—	0
Dec 16	Sea	W	1/0	0	0	—	—	0
Dec 23	Chi	L	1/0	0	0	—	—	0
Dec 30	at LAR	—	—	—	—	—	—	—
TOTALS			9/0	1	8	8.0	8	0



GOLDMINE (CONTINUED)

- Dwelley and his fellow rookies participated in the annual 49ers Mentorship Academy on September 18, 2018. The Mentorship Academy, partnering with USA Football, is a three-step program designed to provide high school football players with the opportunity to develop the skills necessary to succeed and be leaders on and off the field. The rookie class invited the high schoolers to the team facility, where they shared opinions and lessons over a meal and fun competitions.



DWELLEY'S CAREER STATISTICS

YEAR	TEAM	GP	GS	NO	RECEIVING				TD	ATT	RUSHING			
					YDS	AVG	LG				YDS	AVG	LG	TD
2018	SF	10	0	1	8	8.0	8		0	0	0	—	—	0
TOTALS		10	0	1	8	8.0	8		0	0	0	—	—	0

Additional Statistics:

Special Teams Tackles — 2: 2018 (2)

Milestones:

NFL Debut: at GB (10/15/18); **First Reception:** vs. Oak. (11/1/18 — 8-yd. pass from QB Nick Mullens)

DWELLEY'S CAREER HIGHS

Receptions: 1 vs. Oak. (11/1/18)

Long Reception: 8 vs. Oak. (11/1/18)

Receiving Yards: 8 vs. Oak. (11/1/18)

DWELLEY'S TRANSACTIONS

Originally signed as an undrafted free agent by SF on 4/30/18...Waived by SF on 9/1/18...Signed to SF practice squad on 9/2/18...Promoted to SF active roster on 10/15/18.




COLLEGE

Appeared in 47 games (44 starts) and totaled 197 receptions for 2,305 yds. and 26 TDs during his five years at San Diego. As a senior, earned First-Team All-Pioneer Football League honors. Appeared in all 12 games (10 starts) and registered 50 receptions for 663 yds. and 10 TDs. In 2016, started all 11 games and recorded a team-high 70 receptions for 843 yds. and 10 TDs to earn Second-Team All-Pioneer Football League honors. In 2015, appeared in 12 games (11 starts) and earned Second-Team All-Pioneer Football League honors after totaling a team-high 54 receptions for 580 yds. and 3 TDs. Made starts in 12 games in 2014 and notched 23 receptions for 219 yds. Redshirted in 2013.

PERSONAL

- Attended Oak Ridge (El Dorado Hills, CA) HS, where he registered 43 receptions for 568 yds. and 5 TDs.
- Graduated from San Diego with a degree in industrial systems engineering.
- Born Ross Dwelley (1/26/95) in Sonoma, CA.



38

DB

ANTONE EXUM JR.

6-0 || 219 || VIRGINIA TECH

2.27.91 || GLEN ALLEN, VA || 5TH YEAR || ACQUIRED FA IN '17

2018 HIGHLIGHTS

- Set single-season career highs in tackles (33), sacks (1.0), INTs (1) and PDs (6).
- Brought down Chiefs QB Patrick Mahomes for the first sack of his career at KC (9/24). Also forced a Chiefs WR Sammy Watkins fumble, marking the second FF of his career and first since 11/29/15 at Atl. as a member of the Minnesota Vikings.
- On the first possession of the game at LAC (9/30), intercepted Chargers QB Philip Rivers, returning the INT 32 yds. for a TD. It marked Exum's 1st INT and TD of his career and the 1st INT returned for a TD by the 49ers since 12/24/17 vs. Jax. (CB Dontae Johnson – 50-yd. TD). Also registered 3 tackles and a career-high 3 PDs.

GOLDMINE

- In June of 2016, Exum Jr. hosted his Inaugural "Bravehearts" Youth Football Camp at Deep Run High School in Glen Allen, VA where he attended school and eventually earned a scholarship to Virginia Tech. At the camp, Exum was joined by former Virginia Tech teammate and current Buffalo Bills QB Tyrod Taylor, as well as other NFL friends. "We really wanted to give these kids a fun experience," said Exum Jr., who spent the day taking the kids through drills, teaching them football skills and enhancing their knowledge on and off the field. "As far as life lessons, the name 'Braveheart,' I told them that it means you can do anything if you put your mind to it."
- As a member of the Minnesota Vikings in October 2014, Exum Jr. helped host the Fourth Annual 'A Crucial Catch' luncheon to honor breast cancer survivors in the Minneapolis area. Exum Jr. says he has a great deal of respect for women dealing with breast cancer since he learned toughness and tenacity from his mother, Barbara, a breast cancer survivor. Said Exum Jr., "She really reinforced the fact that just because adversity presents itself, it doesn't have to win. Nobody is a better example of that than my mother."



EXUM JR.'S GOLDEN NUGGETS

- His first name is pronounced ANN-tone.
- While playing at Virginia Tech, was named MVP of the Russell Athletic Bowl in 2012 after registering 1 INT against Rutgers.
- Played both QB and DB at Deep Run (Glen Allen, VA) HS, where he accounted for 2,357 yds. and 30 TDs during his senior season in 2008.

EXUM JR.'S GAME-BY-GAME

2018

Date	Opp	W/L	P/S	Tot	Sol	Ast	Sk	Yds	Int	Yds	PD	FF	FR	Yds
Sep 9	at Min	L	1/0	0	0	0	0.0	0.0	0	0	0	0	0	0
Sep 16	Det	W	1/0	0	0	0	0.0	0.0	0	0	0	0	0	0
Sep 23	at KC	L	1/1	9	8	1	1.0	6.0	0	0	0	1	0	0
Sep 30	at LAC	L	1/1	3	3	0	0.0	0.0	1	32	3	0	0	0
Oct 7	Arz	L	1/0	0	0	0	0.0	0.0	0	0	0	0	0	0
Oct 15	at GB	L	1/0	0	0	0	0.0	0.0	0	0	0	0	0	0
Oct 21	LAR	L	1/0	0	0	0	0.0	0.0	0	0	0	0	0	0
Oct 28	at Arz	L	1/0	3	2	1	0.0	0.0	0	0	0	0	0	0
Nov 1	Oak	W	—	—	INACTIVE (Concussion) —									
Nov 12	NYG	L	1/1	3	3	0	0.0	0.0	0	0	1	0	0	0
Nov 25	at TB	L	1/0	4	4	0	0.0	0.0	0	0	1	0	0	0
Dec 2	at Sea	L	1/0	1	0	1	0.0	0.0	0	0	0	0	0	0
Dec 9	Den	W	1/1	3	3	0	0.0	0.0	0	0	0	0	0	0
Dec 16	Sea	W	1/1	6	6	0	0.0	0.0	0	0	0	0	0	0
Dec 23	Chi	L	1/1	1	1	0	0.0	0.0	0	0	1	0	0	0
Dec 30	at LAR													
TOTALS			14/6	33	30	3	1.0	6.0	1	32	6	1	0	0



EXUM JR.'S CAREER STATISTICS

YEAR	TEAM	GP	GS	TACKLES					INT	INTERCEPTIONS				PD	FUMBLES		
				TOT	SOL	AST	SACKS	YDS		YDS	LG	TD	FF		FR	YDS	
2014	MIN	15	0	2	2	0	0.0	0.0	0	0	—	0	0	0	0	0	0
2015	MIN	12	2	16	12	4	0.0	0.0	0	0	—	0	0	1	2	0	0
2016	MIN	—	—	—	INJURED RESERVE (Leg)			—	—	—	—	—	—	—	—	—	—
2017	SF	2	1	3	2	1	0.0	0.0	0	0	—	0	0	0	0	0	0
2018	SF	14	6	33	30	3	1.0	6.0	1	32	32	1	6	1	0	0	0
TOTALS		43	9	54	46	8	1.0	6.0	1	32	32	1	6	2	2	0	0

PLAYOFFS

YEAR	TEAM	GP	GS	TACKLES					INT	INTERCEPTIONS				PD	FUMBLES		
				TOT	SOL	AST	SACKS	YDS		YDS	LG	TD	FF		FR	YDS	
2015	MIN	—	—	—	INJURED RESERVE (Rib/Shoulder)				—	—	—	—	—	—	—	—	
TOTALS		—	—	—	—	—	—	—	—	—	—	—	—	—	—	—	

Additional Statistics:

Special Teams Tackles – 16: 2014 (7); 2015 (6); 2018 (3)

Special Teams Fumble Recoveries – 1: 2014 (1)

Milestones:

NFL Debut: at StL (9/7/14); **First Start:** at Atl. (11/29/15); **First INT:** at LAC (9/30/18 – QB Philip Rivers); **First INT Returned for a TD:** at LAC (9/30/18 – QB Philip Rivers); **First Sack:** at KC (9/23/18 – QB Patrick Mahomes); **First FF:** vs. Sea. (12/6/15 – RB Thomas Rawls); **First FR:** at Atl. (11/29/15 – RB Tevin Coleman)

EXUM JR.'S CAREER HIGHS

Total Tackles: 9 (2 times) Last at KC (9/23/18)

Solo: 8 at KC (9/23/18)

Assists: 3 at Atl. (11/29/15)

Sacks: 1.0 at KC (9/23/18)

Interceptions: 1 at LAC (9/30/18)

Interception Yards: 32 at LAC (9/30/18)

Interception Return for TD: 1 at LAC (9/30/18)

Fumble Recoveries: 1 (2 times) Last vs. Sea. (12/6/15)

Forced Fumbles: 1 (2 times) Last at KC (9/23/18)

Passes Defensed: 3 at LAC (9/30/18)

EXUM JR.'S TRANSACTIONS

Originally a 6th–round (182nd overall) draft choice by Min. in 2014...Placed on the Injured Reserve List on 12/8/15...Placed on the Injured Reserve List on 8/31/16...Waived by Min. on 9/16/17...Signed a one–year deal with SF on 11/7/17...Signed a one–year deal with SF on 6/6/18...Released by SF on 9/1/18...Signed a one–year deal with SF on 9/3/18.



2017 (SAN FRANCISCO)

- Signed by the 49ers on 11/7, he played in 2 games (1 start) and registered 3 tackles.

2016 (MINNESOTA)

- Missed the entire season after being placed on the Injured Reserve List on 8/31 with a leg injury.

2015 (MINNESOTA)

- Saw action in 12 games (2 starts), finishing with 16 tackles, 2 FR and 1 FF. Also added 6 tackles on special teams. Finished the season on the Injured Reserve List.
- In his 1st career start at Atl. (11/29), registered a career-high 9 tackles and the 1st FR of his career, recovering a Falcons RB Tevin Coleman fumble.
- Registered 5 tackles, 1 FF and 1 FR vs. Sea. (12/6). On the same play, forced and recovered a Seahawks RB Thomas Rawls fumble, his 1st FF of his career.

2014 (MINNESOTA)

- Appeared in 15 games, where he registered 2 tackles on defense and 7 tackles on special teams.
- Made 1 tackle in his NFL debut at StL (9/7).

COLLEGE

In five years at Virginia Tech (2009-13), appeared in 44 games (35 starts) and registered 186 tackles, 36 PDs, 6 INTs, 5 FFs, 2 FRs and 1.5 sacks. As a senior in 2013, started in 3 games, adding 4 tackles and 1 PD. Earned Second-Team All-ACC honors as a junior in 2012 after starting all 13 games and registering 48 tackles, 16 PDs, a team-high 5 INTs, 2 FF and 1 FR. In 2011, started 14 games and led the team with 89 tackles to go along with 10 PDs, 2 FF, 1.5 sacks, 1 FR, and 1 INT, earning Honorable Mention All-ACC honors. Appeared in 14 games (5 starts) in 2010, finishing with 45 tackles, 9 PDs and 1 FF. Redshirted in 2009.

PERSONAL

- Attended Deep Run (Glen Allen, VA) HS where he accounted for 2,357 yds. and 30 TDs during his senior season, including 6 TDs on returns. Ran for 745 yds. and 15 TDs to go along with 978 yds. and 9 TDs passing. Threw for 860 yds. and rushed for 658 yds. and 13 TDs as a junior. On the defensive side of the ball, registered 20 tackles and 3 INTs that season.
- Graduated with a degree in finance and later worked on a second degree in marketing at Virginia Tech.
- Born Antone Chavez Exum (2/27/91) in Richmond, VA.

INJURY REPORT

2014: Inactive vs. Was. (11/2) with an ankle/shoulder injury.

2015: Placed on the Injured Reserve List on 12/8 with a rib/shoulder injury.

2016: Placed on the Injured Reserve List on 8/31 with a leg injury.

2018: Inactive vs. Oak. (11/1) with a concussion.



EXUM JR.'S GAME-BY-GAME

2014 (Minnesota)

Date	Opp	W/L	P/S	Tot	Sol	Ast	Sk	Yds	Int	Yds	PD	FF	FR	Yds
Sep 7	at StL	W	1/0	1	1	0	0.0	0.0	0	0	0	0	0	0
Sep 14	NE	L	1/0	0	0	0	0.0	0.0	0	0	0	0	0	0
Sep 21	at NO	L	1/0	0	0	0	0.0	0.0	0	0	0	0	0	0
Sep 28	Atl	W	1/0	0	0	0	0.0	0.0	0	0	0	0	0	0
Oct 2	at GB	L	1/0	0	0	0	0.0	0.0	0	0	0	0	0	0
Oct 12	Det	L	1/0	0	0	0	0.0	0.0	0	0	0	0	0	0
Oct 19	at Buf	L	1/0	0	0	0	0.0	0.0	0	0	0	0	0	0
Oct 26	at TB	W	1/0	0	0	0	0.0	0.0	0	0	0	0	0	0
Nov 2	Was	W	—	—	INACTIVE (Ankle/Shoulder)							—	—	—
Nov 16	at Chi	L	1/0	0	0	0	0.0	0.0	0	0	0	0	0	0
Nov 23	GB	L	1/0	0	0	0	0.0	0.0	0	0	0	0	0	0
Nov 30	Car	W	1/0	0	0	0	0.0	0.0	0	0	0	0	0	0
Dec 7	NYJ	W	1/0	0	0	0	0.0	0.0	0	0	0	0	0	0
Dec 14	at Det	L	1/0	1	1	0	0.0	0.0	0	0	0	0	0	0
Dec 21	at Mia	L	1/0	0	0	0	0.0	0.0	0	0	0	0	0	0
Dec 28	Chi	W	1/0	0	0	0	0.0	0.0	0	0	0	0	0	0
TOTALS			15/0	2	2	0	0.0	0.0	0	0	0	0	0	0

2017 (San Francisco)

Date	Opp	W/L	P/S	Tot	Sol	Ast	Sk	Yds	Int	Yds	PD	FF	FR	Yds
SIGNED BY SF ON 11/7														
Nov 12	NYG	W	1/0	0	0	0	0.0	0.0	0	0	0	0	0	0
Nov 26	Sea	L	1/1	3	2	1	0.0	0.0	0	0	0	0	0	0
Dec 3	at Chi	W	—	—	INACTIVE			—	—	—	—	—	—	—
Dec 10	at Hou	W	—	—	INACTIVE			—	—	—	—	—	—	—
Dec 17	Ten	W	—	—	INACTIVE			—	—	—	—	—	—	—
Dec 24	Jax	W	—	—	INACTIVE			—	—	—	—	—	—	—
Dec 31	at LAR	W	—	—	INACTIVE			—	—	—	—	—	—	—
TOTALS			2/1	3	2	1	0.0	0.0	0	0	0	0	0	0

2015 (Minnesota)

Date	Opp	W/L	P/S	Tot	Sol	Ast	Sk	Yds	Int	Yds	PD	FF	FR	Yds
Sep 14	at SF	L	1/0	0	0	0	0.0	0.0	0	0	0	0	0	0
Sep 20	Det	W	1/0	0	0	0	0.0	0.0	0	0	0	0	0	0
Sep 27	SD	W	1/0	2	1	1	0.0	0.0	0	0	0	0	0	0
Oct 4	at Den	L	1/0	0	0	0	0.0	0.0	0	0	0	0	0	0
Oct 18	KC	W	1/0	0	0	0	0.0	0.0	0	0	0	0	0	0
Oct 25	at Det	W	1/0	0	0	0	0.0	0.0	0	0	0	0	0	0
Nov 1	at Chi	W	1/0	0	0	0	0.0	0.0	0	0	0	0	0	0
Nov 8	StL	W	1/0	0	0	0	0.0	0.0	0	0	0	0	0	0
Nov 15	at Oak	W	1/0	0	0	0	0.0	0.0	0	0	0	0	0	0
Nov 22	GB	L	1/0	0	0	0	0.0	0.0	0	0	0	0	0	0
Nov 29	at Atl	W	1/1	9	6	3	0.0	0.0	0	0	0	0	1	0
Dec 6	Sea	L	1/1	5	5	0	0.0	0.0	0	0	0	1	1	0
PLACED ON INJURED RESERVE (Rib/Shoulder) ON 12/8														
TOTALS			12/2	16	12	4	0.0	0.0	0	0	0	1	2	0



60

JP FLYNN

OL

6-5 || 320 || MONTANA STATE

8.30.93 || KNOXVILLE, TN || 2ND YEAR || ACQUIRED FA IN '18

GOLDMINE

- Flynn draws on his mother, Ruth, for his strength and motivation. She was diagnosed with breast cancer in 2005 when JP was 11. After fighting the cancer for a year, she reached the remission stage. Then, she was diagnosed with a rare form of carcinoma, muco-epidermoid carcinoma this past March. While there were only five doctors in the world who could treat the disease, she underwent surgery at Mayo Clinic in Cleveland and is now in the recovery stage. "It's motivation every day. The NFL season, it's a grind," Flynn said. "But, when I'm having a bad day, I just look down and remember things could be a lot harder."

2017

- Spent a majority of the season with the team's practice squad before being placed on the Practice Squad Injured Reserve List on 11/13.

COLLEGE

Spent five years at Montana State and finished his career by starting 43 consecutive games. Earned First-Team All-Big Sky honors in 2016 after starting all 11 games as a senior. In 2015, started all 11 games at LG. In 2014, started all 13 games at LG and earned First-Team All-Big Sky honors. Was named Third-Team All-Big Sky in 2013 after starting the final 8 games of the season. Redshirted as a true freshman in 2012.

FLYNN'S GOLDEN NUGGET

- Flynn majored in mechanical engineering technology at Montana State, which is known for having one of the nation's most prestigious engineering programs.

PERSONAL

- Attended Bettendorf (IA) HS, where he earned first-team all-state honors as a senior after helping lead Bettendorf to an undefeated regular season and state runner-up finish.
- Graduated with a bachelor's degree in mechanical engineering technology.
- Born John Paul Flynn (8/30/93) in Knoxville, TN.

INJURY REPORT

2017: Placed on the Practice Squad Injured Reserve List on 11/13.

2018: Waived/Injured and reverted to the team's Injury Reserve List on 9/1 with a knee injury.

FLYNN'S TRANSACTIONS

Originally signed as an undrafted free agent by SF on 5/4/17...Waived by SF on 9/2/17...Signed to SF practice squad on 9/3/17...Placed on the Practice Squad Injured Reserve List on 11/13/17...Signed a two-year deal with SF on 7/26/18...Waived/Injured and reverted to the team's Injury Reserve List on 9/1/18.



15
—
WR

PIERRE GARÇON

6-0 || 211 || MOUNT UNION

8.8.86 || GREENACRES, FL || 11TH YEAR || ACQUIRED FA IN '17

AWARDS & HONORS

2013: USA Today All-Joe Team

2016: Washington Redskins Walter Payton NFL Man of the Year



CAREER HIGHLIGHTS

- In 2013, as a member of the Washington Redskins, led the NFL and set the single-season franchise record with 113 recpts.

MOST RECEPTS. IN REDSKINS HISTORY (SINGLE SEASON)

Player	Year	Recepts.
Pierre Garçon	2013	113
Art Monk	1984	106
Santana Moss	2010	93

- Since the adoption of the 16-game schedule in 1978, he is one of four players to register 5-or-more recpts. in every game in 2013 [WR Jimmy Smith (Jax - 2001); WR Antonio Brown (Pit. - 2013-14) and WR Jarvis Landry (Mia. - 2017)].
- As a member of the Indianapolis Colts, recorded 11 recpts. for 151 yds. and 1 TD vs. NYJ (1/24/10 - AFC - C). It marked the 4th highest single-game rec. yd. total in Colts postseason history. He is 1 of 6 players in Colts postseason history to registered 10-or-more recpts. in a single playoff game.
- Hauled in his 600th career recept. vs. Dal. (10/22/17).

2018 HIGHLIGHTS

- Started all 8 games in which he appeared in and notched 24 recpts. for 286 yds. and 1 TD.
- Registered 4 recpts. for 57 yds. vs. Det. (9/16). Also delivered a key block downfield to help RB Matt Breida score on his 66-yd. TD run.
- Hauled in 3 recpts. for 56 yds. and 1 TD vs. Oak. (11/1).

GOLDMINE

- After Hurricane Irma forged its path through the Caribbean, Haiti suffered major flooding issues throughout the island. In an effort to assist his region, Garçon designed a t-shirt that is being sold on his website (<https://shoppierregarcon.officialize.com/>) with all proceeds being donated to a Haiti relief fund.



GARÇON'S GOLDEN NUGGETS

- His last name is pronounced gar-SAWN.
- Founded the Pierre Garçon Helping Hands Foundation in 2010 to provide resources for Haitians affected by the January 2010 earthquake. The Foundation aims to provide education and sustainability to the people of Haiti and those in his hometown.
- In 2016, was named the Washington Redskins Walter Payton NFL Man of the Year for his on-field performance and dedication to helping the DC-area community.
- Spent two seasons (2012-13) with current 49ers head coach Kyle Shanahan, when he was the offensive coordinator of the Washington Redskins.
- In 2013, he led the NFL and set the Redskins' single-season franchise record with 113 recpts. while becoming the 3rd player since the adoption of the 16-game schedule in 1978 to register 5-or-more recpts. in every game.



GARÇON'S GAME-BY-GAME

2018

Date	Opp	W/L	P/S	Rec	Yds	Avg	Lg	TD
Sep 9	at Min	L	1/1	2	21	10.5	11	0
Sep 16	Det	W	1/1	4	57	14.3	20	0
Sep 23	at KC	L	1/1	1	11	11.0	11	0
Sep 30	at LAC	L	1/1	4	52	13.0	23	0
Oct 7	Arz	L	1/1	5	47	9.4	20	0
Oct 15	at GB	L	1/1	4	37	9.3	18	0
Oct 21	LAR	L	1/1	1	5	5.0	5	0
Oct 28	at Arz	L	—	—	INACTIVE (Shoulder, Knee)	—	—	—
Nov 1	Oak	W	1/1	3	56	18.7	25	1
Nov 12	NYG	L	—	—	INACTIVE (Knee)	—	—	—
Nov 25	at TB	L	—	—	INACTIVE (Knee)	—	—	—
Dec 2	at Sea	L	—	—	INACTIVE (Knee)	—	—	—
Dec 9	Den	W	—	—	INACTIVE (Knee)	—	—	—

PLACED ON INJURED RESERVE (Knee) ON 12/11

TOTALS	8/8	24	286	11.9	25	1
--------	-----	----	-----	------	----	---



GOLDMINE (CONTINUED)

- NFL players had the opportunity to participate in the NFL's annual My Cause, My Cleats campaign during a designated home game between Weeks 13-15. Garçon and his teammates represented their respective causes with custom-designed cleats in an effort to raise awareness and funding.



- Garçon and his teammates joined Levi's in support of breast, colon and pediatric cancer warriors at the Crucial Catch Fashion Show presented by Dignity Health on October 2, 2018. 49ers players and cancer warriors took to the runway to show off their attire and share their stories of strength and courage with the audience.




- Garçon has taken an unusual path to reach his NFL dream. His family hails from Leogene, Haiti, a town near Port au Prince, and his parents emigrated to the United States before he was born. Garçon was born in Carmel, NY, and moved to Greenacres, FL, when he was young. He began his college career at Norwich University in Northfield, VT before transferring to Mount Union University, where he helped the Purple Raiders win two Division III National Championships. Garçon was drafted by the Indianapolis Colts in the 6th round (205th overall) in the 2008 NFL Draft.
- In April of 2016, Garçon donated \$10,000 in scholarships to four graduating seniors from his alma mater, John I. Leonard High School, who were selected for demonstrating growth and improvement both academically and socially.

- A little more than two months into his tenure as a member of the 49ers, Garçon dove right into community work in the Bay Area, participating in multiple events. In partnership with "Super Baskets of Hope," Garçon, along with teammates QB Brian Hoyer and RB Carlos Hyde, distributed baskets and totes filled with toys, educational materials, games, craft items, music, stuffed animals, gift cards, and more to hospitalized children and their families at a local Bay Area Hospital. Parents were given a Basket of Hope, donated by Vera Bradley, filled with items to nourish them physically, mentally, emotionally, and spiritually. Garçon spent time with the children and their families while delivering the gift baskets in an effort to spread joy and inspiration during a difficult time.



- Along with several teammates, Garçon attended the eighth annual UCSF Benioff Children's Hospital Prom in San Francisco. Said Garçon at the event, "It means a lot to us because we're excited to meet the kids, who are 49ers fans. A lot of the young guys are telling us that we see you on TV and tell us good luck this year."
- Founded the Pierre Garçon Helping Hands Foundation in June of 2010, when Haiti was rocked by a devastating earthquake. The Foundation's mission is to, "Bring enduring education, health and community programs to the people of Haiti and to provide long-term sustainable initiatives that will continue to positively influence the lives of Haitians." In 2016, Garçon, as a part of his foundation, visited Haiti with former teammate Ricky Jean Francois to deliver medical supplies to help the recovery from Hurricane Matthew. The Pierre Garçon Helping Hands Foundation can be found at PierreGarcon15.com.
- One of Garçon's major hobbies off the field is an indoor sport, bowling. You can typically find him lining up in a nearby bowling alley with his custom bowling balls. He even joined local Bay Area bowling leagues with fellow teammates RB Raheem Mostert and LB Dekoda Watson.





GARÇON'S CAREER STATISTICS

YEAR	TEAM	GP	GS	NO	RECEIVING				ATT	RUSHING			
					YDS	AVG	LG	TD		YDS	AVG	LG	TD
2008	IND	14	0	4	23	5.8	12	0	0	0	—	—	0
2009	IND	14	13	47	765	16.3	66	4	2	10	5.0	17	0
2010	IND	14	14	67	784	11.7	57t	6	2	6	3.0	11	0
2011	IND	16	16	70	947	13.5	87t	6	4	28	7.0	18	0
2012	WAS	10	10	44	633	14.4	88t	4	2	9	4.5	7	0
2013	WAS	16	16	113	1,346	11.9	53t	5	2	19	9.5	10	0
2014	WAS	16	14	68	752	11.1	70t	3	0	0	—	—	0
2015	WAS	16	16	72	777	10.8	39t	6	0	0	—	—	0
2016	WAS	16	16	79	1,041	13.2	70t	3	0	0	—	—	0
2017	SF	8	8	40	500	12.5	59	0	0	0	—	—	0
2018	SF	8	8	24	286	11.9	25	1	0	0	—	—	0
TOTALS		148	131	628	7,854	12.5	88t	38	12	72	6.0	18	0

PLAYOFFS

YEAR	TEAM	GP	GS	NO	RECEIVING				ATT	RUSHING			
					YDS	AVG	LG	TD		YDS	AVG	LG	TD
2009	IND	3	3	21	251	12.0	36	2	0	0	—	—	0
2010	IND	1	1	5	112	22.4	57t	1	0	0	—	—	0
2012	WAS	1	1	4	50	12.5	30	0	0	0	—	—	0
2015	WAS	1	1	5	70	14.0	21	0	0	0	—	—	0
TOTALS		6	6	35	483	13.8	57t	3	0	0	—	—	0

Additional Statistics:

Fumbles – Lost – 4 – 3: 1–0 in 2009; 2–2 in 2011; 1–1 in 2013

Passing – 1–0–0–0–0 TDs: 2014 (1–0–0–0–0 TDs)

Kick Returns – 22: 2008 (22)

Kick Return Yards – 475: 2008 (475)

Punt Returns – 17: 2008 (1); 2011 (16)

Punt Return Yards – 49: 2008 (5); 2011 (44)

Tackles – 3: 2018 (3)

Milestones:

NFL Debut: at Min. (9/14/08); **First Start:** at Mia. (9/21/10); **100th Start:** vs. Pit. (9/12/16); **First Reception:** at Pit. (11/9/08 – 2–yd. pass from QB Peyton Manning); **First TD Reception:** at Mia. (9/21/10 – 48–yd. TD pass from QB Peyton Manning); **100–yd. Games:** 16, Last vs. LAR (9/21/17 – 142 yds.); **Reached 1,000 rec. yds:** at Was. (10/17/10 – 57–yd. TD pass from QB Peyton Manning); **Reached 2,000 rec. yds:** at Cin. (10/16/11 – 11–yd. pass from QB Curtis Painter); **Reached 3,000 rec. yds:** at Cle. (12/16/12 – 15–yd. pass from QB Kirk Cousins); **Reached 4,000 rec. yds:** at Phi. (11/17/13 – 17–yd. pass from QB Robert Griffin III); **Reached 5,000 rec. yds:** at Ind. (11/30/14 – 5–yd. pass from QB Colt McCoy); **Reached 6,000 rec. yds:** at Dal. (1/3/16 – 39–yd. TD pass from QB Kirk Cousins); **Reached 7,000 rec. yds:** vs. NYG (1/1/17 – 23–yd. pass from QB Kirk Cousins)

GARÇON'S CAREER HIGHS

Receptions: Regular Season – 11 (2 times) Last at Phi. (9/21/14);

Postseason – 11 vs. NYJ (1/24/10)

Receiving Yards: Regular Season – 172 vs. SD (11/3/13); Postseason – 151 vs. NYJ (1/24/10)

TD Receptions: Regular Season – 2 (4 times) Last at NE (12/4/11);

Postseason – 1 (3 times) Last vs. NYJ (1/8/11)

Long Reception: Regular Season – 88t at NO (9/9/12); Postseason – 57t vs. NYJ (1/8/10)

Rushes: 1 (12 times) Last at Phi. (11/17/13)

Rushing Yards: 18 vs. Jax. (11/13/11)

Long Rush: 18 vs. Jax. (11/13/11)

GARÇON'S TRANSACTIONS

Originally a 6th–round (205th overall) draft choice by Ind. in 2008...Signed a five–year deal with Was. through 2016 on 3/13/12...Signed a five–year deal with SF on 3/10/17...Placed on the Injured Reserve List on 11/4/17...Placed on the Injured Reserve List on 12/11/18.



2017 (SAN FRANCISCO)

- Started all 8 games in which he appeared and registered 40 receipts. for 500 yds. before being placed on the Injured Reserve List on 11/4.
- Notched 7 receipts. for 142 yds. vs. LAR (9/21), marking the 6th best single-game total of his career. It was his 16th career 100-yd. game and 1st since 11/20/16 vs. GB.

GARÇON'S MOST RECEIVING YARDS IN A GAME

Date	Opponent	Receipts.	Yds.	TDs
11/3/13	vs. San Diego	7	172	0
12/4/11	at New England	9	150	2
10/3/11	at Tampa Bay	2	146	2
12/22/13	vs. Dallas	11	144	1
9/15/13	at Green Bay	7	143	1
9/21/17	vs. Los Angeles Rams	7	142	0

2016 (WASHINGTON)

- Started all 16 games for the 2nd consecutive season and totaled 79 receipts. for 1,041 yds. and 3 TDs, his 2nd career 1,000-yd. season.
- Registered 4-or-more receipts. in 14 of 16 games, including 9 consecutive games to finish the season.
- Recorded 6 receipts. for 116 yds. and 1 TD vs. GB (11/20), hauling in a 70-yd. TD pass from Redskins QB Kirk Cousins.

2015 (WASHINGTON)

- Started all 16 games for the 3rd time in his career and registered 72 receipts. for 777 yds. and 6 TDs. Saw action in the team's lone postseason game and recorded 5 receipts. for 70 yds.
- Finished the season with a TD receipt. in three consecutive games [vs. Buf (12/20) - 1 TD; at Phi (12/27) - 1 TD; at Dal. (1/3/16) - 1 TD], marking the 2nd time in his career he has accomplished the feat.

2014 (WASHINGTON)

- Appeared in all 16 games (14 starts) and recorded 68 receipts. for 752 yds. and 3 TDs.
- With 10 receipts. for 77 yds. at Hou. (9/7), established a Washington franchise record of 17 consecutive games with 5-or-more receipts.
- Tied a career high with 11 receipts. for 138 yds. and 1 TD at Phi. (9/21).
- Registered 5 receipts. for 87 yds. and 1 TD vs. Ten. (10/19), hauling in a 70-yd. TD pass.

2013 (WASHINGTON)

- Started all 16 games for the 2nd time in his career and registered career highs in receipts. (113) and rec. yds. (1,346) while adding 5 TDs.
- With 113 receipts., led the NFL and broke Hall of Fame WR Art Monk's franchise single-season record of 106 receipts. (1984).
- Became the 3rd player in NFL history to register 5-or-more receipts. in every game since the adoption of the 16-game schedule in 1978 [WR Jimmy Smith (Jax. - 2001) and WR Antonio Brown (Pit. - 2013)].
- Hauled in 8 receipts. for 143 yds. and 1 TD at GB (9/15).
- Recorded 7 receipts. for a career-high 172 yds. vs. SD (11/3).
- Notched 7 receipts. for 119 yds. and 1 TD at Min. (11/7), marking the 2nd time in his career he has registered 100-or-more rec. yds. in consecutive games.
- Totaled 7 receipts. for 129 yds. and 1 TD at Atl. (12/15), hauling in a 53-yd. TD pass from Redskins QB Kirk Cousins.
- Registered a career-high 11 receipts. for 144 yds. and 1 TD vs. Dal. (12/22).

2012 (WASHINGTON)

- Started all 10 games in which he appeared and recorded 44 receipts. for a team-high 633 yds. and 4 TDs. Registered 4 receipts. for 50 yds. in one postseason contest.
- In his 1st game with Washington, notched 4 receipts. for 109 yds. and 1 TD at NO (9/9), including an 88-yd. TD pass from QB Robert Griffin III.
- Hauled in a season-high 8 receipts. for 106 yds. and 1 TD vs. NYG (12/3).
- Recorded TD receipts. in three consecutive weeks for the 1st time in his career [at Dal. (11/22) - 1 TD; vs. NYG (12/3) - 1 TD; vs. Bal. (12/9) - 1 TD].

2011 (INDIANAPOLIS)

- Started all 16 games for the 1st time in his career and registered 70 receipts. for 947 yds. and 6 TDs.
- Recorded 2 receipts. for 146 yds. and 2 TDs at TB (10/3), hauling in TD passes of 87-yds. and 59-yds.
- Hauled in 5 receipts. for 125 yds. and 2 TDs vs. KC (10/9), marking his 2nd consecutive 100-yd. and multi-TD receipt. performance.
- Registered 9 receipts. for 150 yds. and 2 TDs at NE (12/4), hauling in two 4th Qtr. TD passes.

2010 (INDIANAPOLIS)

- Started all 14 games in which he appeared and recorded 67 receipts. for 784 yds. and 6 TDs. Started one postseason game and registered 5 receipts. for 112 yds. and 1 TD.
- Caught 4 receipts. for 103 yds. and 1 TD at Was. (10/17).
- Notched 6 receipts. for 93 yds. and 2 TDs at Ten. (12/9), marking the 1st multi-TD receipt. game of his career.
- Started vs. NYJ (1/8/11 - AFC - WC) and recorded 5 receipts. for 112 yds. and 1 TD.



2009 (INDIANAPOLIS)

- Saw action in 14 games (13 starts) and registered 47 receipts. for 765 yds. and 4 TDs. Started all 3 postseason games and totaled 21 receipts. for 251 yds. and 2 TDs.
- Made the 1st start of his NFL career at Mia. (9/21) and hauled in a game-winning 48-yd. TD pass from QB Peyton Manning, the 1st TD receipt. of his career.
- Recorded 3 receipts. for 64 yds. and 1 TD at Arz. (9/27).
- Registered 108 yds. on 6 receipts. at Bal. (11/22), his 1st game with 100-or-more rec. yds. of his career.
- Posted 6 receipts. for a season-high 136 yds. vs. Ten (12/6).
- Recorded 11 receipts. for 151 yds. and 1 TD vs. NYJ (1/24/10 - AFC - C). It marked the 4th highest single-game rec. yd. total in Colts postseason history. He is 1 of 6 players in Colts postseason history to registered 10-or-more receipts. in a single playoff game.
- Registered 5 receipts. for 66 yds and 1 TD vs. NO (2/7/10 - Super Bowl XLIV), hauling in a 19-yd. TD pass from QB Peyton Manning.

2008 (INDIANAPOLIS)

- Appeared in 14 games and recorded 4 receipts. for 23 yds. as a rookie.

COLLEGE

Appeared in 41 games (39 starts) during his three-year career at the University of Mount Union. Led the team to Division III National Championships in 2005 and 2006. Earned Ed Sherman Award as Ohio Athletic Conference's most outstanding receiver in 2006 and 2007. Saw action in 14 games as a senior and recorded 67 receipts. for 955 yds. and 14 TDs to earn First-Team All-Ohio Athletic Conference honors. Appeared in 15 games in 2006 and totaled 67 receipts. for 1,212 yds. and 17 TDs. Saw action in 12 games as a sophomore and recorded 68 receipts. for 1,196 yds. and 16 TDs. Transferred from Norwich (VT) University in 2004. Appeared in 10 games as a freshman and registered 44 receipts. for 1,017 yds. and 13 TDs.

PERSONAL

- Majored in communications at Mount Union.
- Attended John I. Leonard (Greenacres, FL) HS, where he earned two letters in football while also competing in track and soccer.
- Born Pierre Andre Garçon (8/8/86) in Carmel, NY.

INJURY REPORT

2008: Inactive vs. Chi. (9/7) with a shoulder injury.

2009: Inactive vs. NYJ (12/27) with a hand injury.

2010: Inactive two games [at Den. (9/26) and at Jax. (10/3)] with a hamstring injury.

2012: Inactive six games [at StL (9/16), vs. Cin. (9/23), vs. Min. (10/14), at NYG (10/21), at Pit. (10/28) and vs. Car. (11/4)] with a foot injury.

2017: Placed on the Injured Reserve List on 11/4 with a neck injury.

2018: Inactive at Arz. (10/28) with a shoulder/knee injury. Inactive four games [vs. NYG (11/12), at TB (11/25), at Sea. (12/2) and vs. Den. (12/9)] with a knee injury. Placed on the Injured Reserve List on 12/11 with a knee injury.



GARÇON'S GAME-BY-GAME

2008 (Indianapolis)

Date	Opp	W/L	P/S	Rec	Yds	Avg	Lg	TD
Sep 7	Chi	L	—	INACTIVE (Shoulder)				
Sep 14	at Min	W	1/0	0	0	—	—	0
Sep 21	Jax	L	1/0	0	0	—	—	0
Oct 5	at Hou	W	1/0	0	0	—	—	0
Oct 12	Bal	W	1/0	0	0	—	—	0
Oct 19	at GB	L	1/0	0	0	—	—	0
Oct 27	at Ten	L	1/0	0	0	—	—	0
Nov 2	NE	W	1/0	0	0	—	—	0
Nov 9	at Pit	W	1/0	1	2	2.0	2	0
Nov 16	Hou	W	1/0	0	0	—	—	0
Nov 23	at SD	W	1/0	0	0	—	—	0
Nov 30	at Cle	W	1/0	0	0	—	—	0
Dec 7	Cin	W	1/0	0	0	—	—	0
Dec 14	Det	W	—	INACTIVE				
Dec 18	at Jax	W	1/0	0	0	—	—	0
Dec 28	Ten	W	1/0	3	21	7.0	12	0
TOTALS			14/0	4	23	5.8	12	0

2009 (Indianapolis)

Date	Opp	W/L	P/S	Rec	Yds	Avg	Lg	TD
Sep 13	Jax	W	1/0	3	24	8.0	11	0
Sep 21	at Mia	W	1/1	1	48	48.0	48t	1
Sep 27	at Arz	W	1/1	3	64	21.3	53t	1
Oct 4	Sea	W	1/1	3	71	23.7	35	0
Oct 11	at Ten	W	1/1	1	9	9.0	9	0
Oct 25	at StL	W	1/1	3	24	8.0	15	0
Nov 1	SF	W	1/1	4	53	13.3	32	0
Nov 8	Hou	W	1/1	5	60	12.0	26	0
Nov 15	NE	W	1/1	3	50	16.7	29t	1
Nov 22	at Bal	W	1/1	6	108	18.0	66	0
Nov 29	at Hou	W	1/1	5	63	12.6	24	1
Dec 6	Ten	W	1/1	6	136	22.7	36	0
Dec 13	Den	W	1/1	2	39	19.5	29	0
Dec 17	at Jax	W	1/1	2	16	8.0	11	0
Dec 27	NYJ	L	—	INACTIVE (Hand)				
Jan 3	at Buf	L	—	DID NOT PLAY				
TOTALS			14/13	47	765	16.3	66	4

2009 Postseason (Indianapolis)

Date	Opp	W/L	P/S	Rec	Yds	Avg	Lg	TD
Jan 16	Bal	W	1/1	5	34	6.8	11	0
Jan 24	NYJ	W	1/1	11	151	13.7	36	1
Feb 7	NO	L	1/1	5	66	13.2	19t	1
TOTALS			3/3	21	251	12.0	36	2

2010 (Indianapolis)

Date	Opp	W/L	P/S	Rec	Yds	Avg	Lg	TD
Sep 12	at Hou	L	1/1	3	43	14.3	26	0
Sep 19	NYG	W	1/1	1	11	11.0	11	0
Sep 26	at Den	W	—	INACTIVE (Hamstring)				
Oct 3	at Jax	L	—	INACTIVE (Hamstring)				
Oct 10	KC	W	1/1	6	57	9.5	17	0
Oct 17	at Was	W	1/1	4	103	25.8	57t	1
Nov 1	Hou	W	1/1	7	78	11.1	18	0
Nov 7	at Phi	L	1/1	2	15	7.5	14	0
Nov 14	Cin	W	1/1	5	37	7.4	14	0
Nov 21	at NE	L	1/1	5	62	12.4	17	0
Nov 28	SD	L	1/1	5	72	14.4	30	0
Dec 5	Dal	L	1/1	8	56	7.0	13t	1
Dec 9	at Ten	W	1/1	6	93	15.5	43	2
Dec 19	Jax	W	1/1	5	44	8.8	14	0
Dec 26	at Oak	W	1/1	3	35	11.7	19	1
Jan 2	Ten	W	1/1	7	78	11.1	30t	1
TOTALS			14/14	67	784	11.7	57t	6

2010 Postseason (Indianapolis)

Date	Opp	W/L	P/S	Rec	Yds	Avg	Lg	TD
Jan 8	NYJ	L	1/1	5	112	22.4	57t	1
TOTALS			1/1	5	112	22.4	57t	1

2011 (Indianapolis)

Date	Opp	W/L	P/S	Rec	Yds	Avg	Lg	TD
Sep 11	at Hou	L	1/1	3	39	13.0	17	0
Sep 18	Cle	L	1/1	3	28	9.3	15	0
Sep 25	Pit	L	1/1	6	82	13.7	29	0
Oct 3	at TB	L	1/1	2	146	73.0	87t	2
Oct 9	KC	L	1/1	5	125	25.0	67t	2
Oct 16	at Cin	L	1/1	8	52	6.5	12	0
Oct 23	at NO	L	1/1	3	31	10.3	15	0
Oct 30	at Ten	L	1/1	7	66	9.4	20	0
Nov 6	Atl	L	1/1	3	22	7.3	15	0
Nov 13	Jax	L	1/1	3	30	10.0	12	0
Nov 27	Car	L	1/1	3	34	11.3	15	0
Dec 4	at NE	L	1/1	9	150	16.7	40	2
Dec 11	at Bal	L	1/1	5	46	9.2	12	0
Dec 18	Ten	W	1/1	2	24	12.0	17	0
Dec 22	Hou	W	1/1	6	50	8.3	16	0
Jan 1	at Jax	L	1/1	2	22	11.0	19	0
TOTALS			16/16	70	947	13.5	87t	6

2012 (Washington)

Date	Opp	W/L	P/S	Rec	Yds	Avg	Lg	TD
Sep 9	at NO	W	1/1	4	109	27.3	88t	1
Sep 16	at StL	L	—	INACTIVE (Foot)				
Sep 23	Cin	L	—	INACTIVE (Foot)				
Sep 30	at TB	W	1/1	1	20	20.0	20	0
Oct 7	Atl	L	1/1	3	24	8.0	20	0
Oct 14	Min	W	—	INACTIVE (Foot)				
Oct 21	at NYG	L	—	INACTIVE (Foot)				
Oct 28	at Pit	L	—	INACTIVE (Foot)				
Nov 4	Car	L	—	INACTIVE (Foot)				
Nov 18	Phi	W	1/1	3	5	1.7	7	0
Nov 22	at Dal	W	1/1	4	86	21.5	59t	1
Dec 3	NYG	W	1/1	8	106	13.3	35	1
Dec 9	Bal	W	1/1	5	83	16.6	23	1
Dec 16	at Cle	W	1/1	6	65	10.8	17	0
Dec 23	at Phi	W	1/1	7	89	12.7	29	0
Dec 30	Dal	W	1/1	3	46	15.3	18	0
TOTALS			10/10	44	633	14.4	88t	4

2012 Postseason (Washington)

Date	Opp	W/L	P/S	Rec	Yds	Avg	Lg	TD
Jan 6	Sea	L	1/1	4	50	12.5	30	0
TOTALS			1/1	4	50	12.5	30	0

2013 (Washington)

Date	Opp	W/L	P/S	Rec	Yds	Avg	Lg	TD
Sep 9	Phi	L	1/1	7	64	9.1	17	0
Sep 15	at GB	L	1/1	8	143	17.9	44	1
Sep 22	Det	L	1/1	8	73	9.1	27	0
Sep 29	at Oak	W	1/1	6	59	9.8	16	1
Oct 13	at Dal	L	1/1	6	69	11.5	25	0
Oct 20	Chi	W	1/1	5	58	11.6	19	0
Oct 27	at Den	L	1/1	7	46	6.6	14	0
Nov 3	SD	W	1/1	7	172	24.6	38	0
Nov 7	at Min	L	1/1	7	119	17.0	32	1
Nov 17	at Phi	L	1/1	6	68	11.3	21	0
Nov 25	SF	L	1/1	8	48	6.0	10	0
Dec 1	NYG	L	1/1	9	61	6.8	16	0
Dec 8	KC	L	1/1	5	37	7.4	12	0
Dec 15	at Atl	L	1/1	7	129	18.4	53t	1
Dec 22	Dal	L	1/1	11	144	13.1	28	1
Dec 29	at NYG	L	1/1	6	56	9.3	21	0
TOTALS			16/16	113	1,346	11.9	53t	5



GARÇON'S GAME-BY-GAME

2014 (Washington)

Date	Opp	W/L	P/S	Rec	Yds	Avg	Lg	TD
Sep 7	at Hou	L	1/1	10	77	7.7	15	0
Sep 14	Jax	W	1/1	1	12	12.0	12	0
Sep 21	at Phi	L	1/1	11	138	12.5	43	1
Sep 25	NYG	L	1/0	2	28	14.0	17	0
Oct 6	Sea	L	1/1	2	23	11.5	18	0
Oct 12	at Arz	L	1/1	4	31	7.8	15	1
Oct 19	Ten	W	1/1	5	87	17.4	70t	1
Oct 27	at Dal	W	1/0	4	47	11.8	23	0
Nov 2	at Min	L	1/1	3	15	5.0	11	0
Nov 16	TB	L	1/1	1	6	6.0	6	0
Nov 23	at SF	L	1/1	3	34	11.3	24	0
Nov 30	at Ind	L	1/1	3	9	3.0	5	0
Dec 7	StL	L	1/1	9	95	10.6	18	0
Dec 14	at NYG	L	1/1	4	36	9.0	22	0
Dec 20	Phi	W	1/1	4	61	15.3	23	0
Dec 28	Dal	L	1/1	2	53	26.5	47	0
TOTALS			16/14	68	752	11.1	70t	3

2016 (Washington)

Date	Opp	W/L	P/S	Rec	Yds	Avg	Lg	TD
Sep 12	Pit	L	1/1	6	51	8.5	19	0
Sep 18	Dal	L	1/1	2	25	12.5	16	0
Sep 25	at NYG	W	1/1	5	59	11.8	20	0
Oct 2	Cle	W	1/1	4	39	9.8	23	0
Oct 9	at Bal	W	1/1	5	56	11.2	21t	1
Oct 16	Phi	W	1/1	6	77	12.8	22	0
Oct 23	at Det	L	1/1	2	22	11.0	17	0
Oct 30	at Cin	T	1/1	6	67	11.2	23	0
Nov 13	Min	W	1/1	6	81	13.5	17	0
Nov 20	GB	W	1/1	6	116	19.3	70t	1
Nov 24	at Dal	L	1/1	4	43	10.8	27	0
Dec 4	at Arz	L	1/1	7	78	11.1	28	0
Dec 11	at Phi	W	1/1	5	59	11.8	16	1
Dec 19	Car	L	1/1	7	78	11.1	20	0
Dec 24	at Chi	W	1/1	4	94	23.5	46	0
Jan 1	NYG	L	1/1	4	96	24.0	49	0
TOTALS			16/16	79	1,041	13.2	70t	3

2015 (Washington)


Date	Opp	W/L	P/S	Rec	Yds	Avg	Lg	TD
Sep 13	Mia	L	1/1	6	74	12.3	22	0
Sep 20	StL	W	1/1	6	23	3.8	6	1
Sep 24	at NYG	L	1/1	5	64	12.8	19	0
Oct 4	Phi	W	1/1	7	55	7.9	14	1
Oct 11	at Atl	L	1/1	3	51	17.0	21	0
Oct 18	at NYJ	L	1/1	5	28	5.6	12	1
Oct 25	TB	W	1/1	5	55	11.0	21	0
Nov 8	at NE	L	1/1	4	70	17.5	36	0
Nov 15	NO	W	1/1	2	10	5.0	7	0
Nov 22	at Car	L	1/1	3	43	14.3	17	0
Nov 29	NYG	W	1/1	3	35	11.7	16	0
Dec 7	Dal	L	1/1	5	54	10.8	23	0
Dec 13	at Chi	W	1/1	5	52	10.4	19	0
Dec 20	Buf	W	1/1	3	34	11.3	18	1
Dec 26	at Phi	W	1/1	7	80	11.4	25	1
Jan 3	at Dal	W	1/1	3	49	16.3	39t	1
TOTALS			16/16	72	777	10.8	39t	6

2017 (San Francisco)

Date	Opp	W/L	P/S	Rec	Yds	Avg	Lg	TD
Sep 10	Car	L	1/1	6	81	13.5	22	0
Sep 17	at Sea	L	1/1	3	26	8.7	11	0
Sep 21	LAR	L	1/1	7	142	20.3	59	0
Oct 1	at Arz	L	1/1	4	36	9.0	16	0
Oct 8	at Ind	L	1/1	8	94	11.8	25	0
Oct 15	at Was	L	1/1	5	55	11.0	22	0
Oct 22	Dal	L	1/1	5	49	9.8	19	0
Oct 29	at Phi	L	1/1	2	17	8.5	13	0
PLACED ON INJURED RESERVE (Neck) ON 11/4								
TOTALS			8/8	40	500	12.5	59	0

2015 Postseason (Washington)

Date	Opp	W/L	P/S	Rec	Yds	Avg	Lg	TD
Jan 10	GB	L	1/1	5	70	14.0	21	0
TOTALS			1/1	5	70	14.0	21	0



65

G

JOSHUA GARNETT

6-5 || 305 || STANFORD

2.21.94 || PUYALLUP, WA || 3RD YEAR || ACQUIRED D-IB IN '16

GOLDMINE

- During all Week 13 games in 2017, NFL players had the chance to share the causes that are important to them as part of the NFL's My Cause, My Cleats campaign. "There are 50,000 women nationwide living on the streets without access to pads or tampons, not including cis women, trans men, or gender non-conforming humans," said Garnett. "A person's socioeconomic status should not strip them of their dignity and access to what should be a basic human right, not a privilege."



- The 49ers partnered with Furry Friends Pet Assisted Therapy Services for animal therapy, while providing confidence building activities for students in the Leland High School special needs program in an effort to erase the stigma attached to special needs. Garnett and his teammates spent time with students with autism, mental illness and learning disabilities as they play board games, working on social skills including conversational queues and eye contact through the hands-on activity. Players will also partner with animal therapy dogs to uplift students through one-on-one interactions.



GARNETT'S GOLDEN NUGGETS

- Was teammates for two seasons (2014-15) with 49ers 2017 first-round selection (3rd overall), DL Solomon Thomas at Stanford.
- Garnett's father, Scott, spent three seasons in the NFL (1984-85, 1987) and played for the 49ers during the 1985 season.
- At Stanford, Garnett majored in human biology with the goal of becoming a trauma surgeon after his NFL career is over.
- As a senior at Stanford (2015), was the recipient of the Outland Trophy as the nation's most outstanding lineman and the Morris Trophy Award, a prestigious honor voted on by opposing Pac-12 defensive linemen.

GOLDMINE (CONTINUED)

- In April of 2017, Garnett, along with fellow 49ers teammates, attended the Seventh Annual Prom at UCSF Benioff Children's Hospital San Francisco in Mission Bay, with over 200 teen patients and their friends. He enjoyed a "Masquerade Ball" with photo booths, music, dancing, dining and more. This special evening allowed patients to participate in a milestone that they may miss as a result of diagnosis or treatment. The children were decked out in prom fashions and left the event with a sweatshirt hoodie and a professional prom photo.





GOLDMINE (CONTINUED)

- Garnett's father, Scott (pictured right), played collegiately at the University of Washington and was drafted in the eighth round (218th overall) by the Denver Broncos in the 1984 NFL Draft. He spent three seasons in the NFL (1984-85, 1987) and played in three games for the 49ers during the 1985 season.



- At Stanford, Garnett majored in human biology with the goal of becoming a trauma surgeon after his NFL career is over. He has already shadowed staff in an ER, further fueling his interest, during which he says he got a better sense of the adrenaline and the way an emergency department works together. "I'm drawn to help someone that could be on the brink of death," Garnett said. "I'm a guy who can handle the gore and I feel like I have the aptitude where I can make a difference for people."

- Garnett likes to listen to hip-hop and rap music during his free time but when it comes to preparing for a football game, he listens to heavy metal bands such as Rage Against the Machine and Metallica. "I like to get to a different place and get amped up before the games. It's interesting because I don't listen to it outside of football pregame. So, it really gets me in the moment for the game and my body kind of knows, 'We're listening to this music, it's game time.'"

GARNETT'S CAREER STATISTICS

GAMES/STARTS – 21/11: 2016 (15/11); 2017 (IR); 2018 (6/0)

Additional Statistics:

Fumble Recoveries – 3: 2016 (3)

Milestones:

NFL Debut: at Car. (9/18/16); **First Start:** at Buf. (10/16/16)

GARNETT'S TRANSACTIONS

Originally the second of two 1st-round (28th overall) draft choices by SF in 2016...Placed on the Injured Reserve List on 9/2/17.



2017

- Spent the entire season on the Injured Reserve List with a knee injury.

2016

- Appeared in 15 games and made 11 starts at RG during his rookie season.
- Made his 1st career start at Buf. (10/16).
- Helped the 49ers offense rush for a season-high 193 yds. on 25 atts. (7.7 avg.) at Mia. (11/27). The team's 7.7 avg. yds. per carry was the highest by the 49ers offense since 12/20/14 vs. SD [355 yds. on 40 atts. (8.9 avg.)]. Additionally, the team's 193 yds. on the ground were the most since 9/14/15 vs. Min. (230 yds.).
- Part of an offensive line group that helped the 49ers offense rush for a season-high 248 yds. on 27 atts. (9.2 avg.) vs. NYJ (12/11). The 248 rushing yds. are most in a game by San Francisco since 12/20/14 (355 rushing yds. vs. SD). The 9.2 yds./carry avg. by the 49ers offense is the 2nd-highest single-game avg. by the team in franchise history [24 atts. for 263 yds. (11.0 avg.) vs. Dallas Texans (10/26/52)]. Behind the 49ers offensive line, RB Carlos Hyde registered a career-high 193 yds. on 17 atts. (11.4 avg.).

COLLEGE


Appeared in 55 games for the Cardinal in his collegiate career. As a senior in 2015, became the 1st recipient of the Outland Trophy Award, given to the nation's most outstanding lineman, in school history. Became the 9th unanimous All-America selection in Stanford history and was the recipient of the Morris Trophy Award, given to the Pac-12 Lineman of the Year. Also earned First-Team All-America and First-Team All-Pac-12 honors. Played in all 14 games and was named a team captain. In 2014, started all 13 games as the offensive line ranked 18th nationally in tackles for loss allowed (4.62 per game). As a sophomore, played in 14 games and was part of an offensive line that ranked 7th nationally in tackles for loss allowed (4.14 per game), 11th in sacks allowed (1.14 per game) and 22nd in rushing offense (207.4 yards per game). In 2012, played in 14 games and was the 1st true freshman offensive lineman to start at Stanford since 2000.

PERSONAL

- Attended Puyallup (WA) HS and was a three-time all-state and first-team all-Sout Puget Sound League honoree.
- Named 2011 South Puget Sound League Lineman of the Year.
- His uncle, Steven, played football at Arizona St.
- Born Joshua Samuel Garnett (2/21/94) in Auburn, WA.
- Majored in human biology.

INJURY REPORT

- 2017:** Placed on the Injured Reserve List on 9/2 with a knee injury.
- 2018:** Inactive four games [vs. Det. (9/16), at KC (9/23), at LAC (9/30) and vs. Arz. (10/7)] with a toe injury.



10

QB

JIMMY GAROPPOLO

6-2 || 225 || EASTERN ILLINOIS

11.2.91 || ROLLING MEADOWS, IL || 5TH YEAR || ACQUIRED TR IN '17 - NE

AWARDS & HONORS

2017: FedEx Air Player of the Week (Week 15), Castrol EDGE Clutch Performer of the Week (Week 15 & Week 16)

2018 HIGHLIGHTS

- Completed 18 of 26 atts. (69.2 pct.) for 206 yds., 2 TDs and QB rating of 118.4 vs. Det. (9/16). His 118.4 QB rating was the highest as a member of the 49ers and the second-highest of his career (min. 10 atts.) [135.4 vs. Mia. (9/18/16)].
- In the first half vs. Det. (9/16), completed 10 of 14 atts. (71.4 pct.) for 119 yds., 1 TD and a QB rating of 120.8. His 71.4 comp. pct. marked his highest comp. pct. in the first half in his career. His previous first half career high was 69.2 pct. [18 of 26 (69.2 pct.) vs. Mia. (9/18/16) & 18 of 26 (69.2 pct) vs. Ten. (12/17/17)].

CAREER HIGHLIGHTS

- According to the Elias Sports Bureau, Garoppolo is 1 of 5 QBs to win their 1st seven NFL starts since the merger in 1970.
- With wins in each of his 1st five starts with the 49ers [15-14 at Chi. (12/3/17); 26-16 at Hou. (12/10/17); 25-23 vs. Ten. (12/17/17); 44-33 vs. Jax. (12/24/17); 34-13 at LAR (12/31)], he became the 1st 49ers QB since the merger in 1970 to win each of his 1st five starts with the team.
- With wins at Chi. (12/3/17), at Hou. (12/10/17) and at LAR (12/31), he is the 3rd 49ers QB since the merger in 1970 to win each of his 1st three road starts. QB Elvis Grbac won each of his 1st four road starts from 1995-96 and QB Jim Plunkett won his 1st three starts on the road in 1976.

**MOST CONSECUTIVE WINS
BY A QB TO START HIS
CAREER SINCE 1970**

Quarterback	Wins
Ben Roethlisberger	15
Mike Tomczak	10
Jimmy Garoppolo	7
Dieter Brock	7
Daunte Culpepper	7

GAROPPOLO'S GOLDEN NUGGETS

- Is a two-time Super Bowl champion (XLIX & LI) as a member of the New England Patriots.
- Registered 13,089 yards in total offense at Eastern Illinois, joining New Orleans Saints head coach Sean Payton (10,298 yards; 1983-86) as the only players in EIU history to generate at least 10,000 yards in total offense.
- Following his senior season at Eastern Illinois in 2013, was named the Walter Payton Award winner. The Award is given to the most outstanding offensive player in the Division I Football Championship Subdivision.
- In addition to Garoppolo, Eastern Illinois has produced a fair share of NFL products including Mike Shanahan, former Super Bowl winning NFL head coach and father of current 49ers head coach Kyle Shanahan, Chicago Bears general manager Ryan Pace, New Orleans Saints head coach Sean Payton and former Dallas Cowboys QB and current TV analyst Tony Romo.
- His brother, Mike, played linebacker at Western Illinois (2007-11).

GAROPPOLO'S GAME-BY-GAME

2018	Date	Opp	W/L	P/S	Att	Cmp	Pct	Yds	TD	Int	Lg	Sk/Yds	Rtg	Rsh	Yds	TD	Total Net Yds.	Pct. Offense
	Sep 9	at Min	L	1/1	33	15	45.5	261	1	3	56	3/24	45.1	2	6	0	243	74.3
	Sep 16	Det	W	1/1	26	18	69.2	206	2	0	35	6/50	118.4	3	4	0	160	46.2
	Sep 23	at KC	L	1/1	30	20	66.7	251	2	0	35t	4/23	114.7	3	23	0	251	61.8
PLACED ON INJURED RESERVE (Knee) ON 9/26																		
TOTALS				3/3	89	53	59.6	718	5	3	56	13/97	90.0	8	33	0	654	12.6



CAREER HIGHLIGHTS (CONTINUED)

- In his 1st start as a member of the 49ers, completed 26 of 37 atts. for a career-high 293 yds. at Chi. (12/3/17). According to the Elias Sports Bureau, his 293 passing yds. set the franchise record for most passing yds. by a player in his 1st start with the team.
- His 1,542 passing yds. in his 1st five starts with the team are the most by a 49ers QB in his 1st five starts in franchise history.

MOST PASSING YDS. BY 49ERS QUARTERBACK IN 1ST FIVE STARTS IN FRANCHISE HISTORY

Name	Atts.	Comps.	Pct.	Yds.	TDs	INTs
Jimmy Garoppolo	176	118	67.0	1,542	6	5
Nick Mullens	174	111	63.8	1,479	9	6
Jeff Kemp	166	103	62.0	1,385	10	4
Elvis Grbac	164	117	71.3	1,376	8	4
Steve Bono	185	105	56.8	1,251	7	3

- His 1,542 passing yds. through his 1st five starts with the 49ers ranks 4th among all QBs in their 1st five starts with a new team since the merger in 1970.

MOST PASSING YDS. IN 1ST FIVE STARTS WITH A TEAM SINCE 1970

Player	Team	Year	Yards
Drew Bledsoe	Buffalo	2002	1,762
Trent Green	St. Louis	2000	1,668
Cam Newton	Carolina	2011	1,610
Jimmy Garoppolo	San Francisco	2017	1,542
Kirk Cousins	Washington	2012-14	1,503

- His 2,038 passing yds. through his 1st seven NFL starts ranks 5th among all QBs since the merger in 1970.

MOST PASSING YARDS IN 1ST SEVEN STARTS SINCE 1970

Player	Year	Yards
Billy Volek	2003-04	2,305
Patrick Mahomes	2017-18	2,149
Cam Newton	2011	2,103
Kirk Cousins	2012-14	2,043
Jimmy Garoppolo	2016-17	2,038

- Became just the 5th QB in the last 30 years to make his 1st regular season start in a season-opening night game (9/11/16 vs. Arz.). Packers QB Aaron Rodgers was the last (2008, win vs. Minnesota), with Chargers QB Philip Rivers (2006) and former NFL QBs David Carr (2002) and Brian Griese (1999) before him. He finished 24 of 33 for 264 yds. and 1 TD.
- Helped the Patriots set a NFL record for fewest INTs in a single season (2 INTs on 550 atts. in 2016).




GOLDMINE

- Garoppolo attended the 12th Annual Tipping Point Community benefit in San Francisco with 49ers CEO Jed York and general manager John Lynch. The 49ers and Levi's Stadium provided an auction item that included a club suite for the 2019 College Football National Championship, which is being held at Levi's Stadium, along with access to 49ers practice.



- Garoppolo has quickly become integrated with the Bay Area and its sports franchises. Prior to Game 3 of the NHL's Western Conference Semifinals between the San Jose Sharks and Vegas Golden Knights, Garoppolo was tasked to be the "honorary locker room door opener" at SAP Center in San Jose. The Sharks ask celebrities and well-respected sports figures to be the ceremonial door opener as the team heads out for final warmups and pregame introductions.
- Along with former Patriots teammate Julian Edelman, Garoppolo surprised students at Central Elementary and Cedar Elementary schools in Hanover, NJ in June of 2016. The two spent time at both schools reading to kids, sharing the importance of homework, and learning a few new touchdown dances.



- In May of 2016, Garoppolo, in partnership with AccessSportAmerica, volunteered to help at a football clinic for disabled high school students at Harvard Stadium. During the clinic, Garoppolo gave tips to participants on passing, blocking and other essential football skills. Garoppolo enjoyed the clinic so much, he returned to Harvard Stadium again in 2017 to hang out with the AccessSportAmerica students. Garoppolo said he felt honored to volunteer with AccessSportAmerica, and contribute to their efforts to inspire higher function and fitness for people living with challenges and disabilities through high-challenge sports and training.



- For fans traveling to the San Francisco Zoo, they can keep an eye out for one of the zoo's snow leopards named Jimmy G, whom the zoo chose to name after the 49ers quarterback. The zoo received both a male and female snow leopard in early 2018 and quickly found a new name. You can find Jimmy G in the enclosure outside the Lion House near the Lion Fountain.



- Garoppolo's father, Tony, was a two-way starter in high school, playing offensive guard and defensive tackle despite his average build of 5-10, 180 pounds. Tony later embodied the blue-collar spirit he played with in his strenuous work as an electrician. "I wouldn't even see my dad some days because he was working so late and going to work so early," said Jimmy's brother, Mike. "That blue-collar approach really got imbedded in us. If you want to do something, you've got to work for it."



GAROPPOLO'S CAREER STATISTICS

YEAR	TEAM	GP	GS	PASSING										RUSHING				
				ATT	CMP	PCT	YDS	TD	INT	LG	SK	LST	RTG	ATT	YDS	AVG	LG	TD
2014	NE	6	0	27	19	70.4	182	1	0	37	5	36	101.2	10	9	0.9	9	0
2015	NE	5	0	4	1	25.0	6	0	0	6	0	0	39.6	5	-5	-1.0	-1	0
2016	NE	6	2	63	43	68.3	502	4	0	37	3	15	113.3	10	6	0.6	10	0
2017	NE/SF	6	5	178	120	67.4	1,560	7	5	61	8	57	96.2	15	11	0.7	8	1
2018	SF	3	3	89	53	59.6	718	5	3	56	13	97	90.0	8	33	4.1	13	0
TOTALS		26	10	361	236	65.4	2,968	17	8	61	29	205	97.3	48	54	1.1	13	1

PLAYOFFS

YEAR	TEAM	GP	GS	PASSING										RUSHING				
				ATT	CMP	PCT	YDS	TD	INT	LG	SK	LST	RTG	ATT	YDS	AVG	LG	TD
2014	NE	1	0	0	0	—	0	0	0	—	0	0	0.0	0	0	—	—	0
2015	NE	0	0	0	0	—	0	0	0	—	0	0	0.0	0	0	—	—	0
2016	NE	0	0	0	0	—	0	0	0	—	0	0	0.0	0	0	—	—	0
TOTALS		1	0	0	0	—	0	0	0	—	0	0	0.0	0	0	—	—	0

Additional Statistics:

Fumbles—Lost — 4—1: 2016 (2—1); 2017 (1—0); 2018 (1—0)

Receptions — 2: 2016 (1); 2017 (1)

Receiving Yards — (-3): 2016 (3); 2017 (-6)

Tackles — 1: 2017 (1)

Fumble Recoveries — 1: 2018 (1)

Milestones:

NFL Debut: at KC (9/29/14); **First Start:** at Arz. (9/11/16); **First Passing TD:** at KC (9/29/14 — 13-yd. pass to TE Rob Gronkowski); **First 300—Yd. Game:** at Hou. (12/10/17 — 334 yds.); **300—Yd. Games:** 2 — Last vs. Ten. (12/17/17 — 381 yds.); **First Rushing TD:** vs. Jax. (12/24/17 — 1-yd. run)

GAROPPOLO'S CAREER HIGHS

Passes Attempted: 43 vs. Ten. (12/17/17)

Completions: 31 vs. Ten. (12/17/17)

Completion Percentage: 72.7 at Arz. (9/11/16)

Passing Yards: 381 vs. Ten. (12/17/17)

Long Pass: 61 at Hou. (12/10/17)

QB Rating: 135.4 vs. Mia. (9/18/16)

Passing Touchdowns: 3 vs. Mia. (9/18/16)

Rushes: 5 at Hou. (12/10/17)

Rushing Yards: 16 vs. Buf. (12/28/14)

Rushing Touchdowns: 1 vs. Jax. (12/24/17)

Long Rush: 13 at KC (9/23/18)

GAROPPOLO'S TRANSACTIONS

Originally a 2nd-round (62nd overall) draft choice by NE in 2014...Traded to SF on 10/31/17...Signed a five-year extension through 2022 on 2/8/18...Placed on the Injured Reserve List on 9/26/18.



2017 (SAN FRANCISCO)

- Acquired via trade on 10/31, played in 6 games (5 starts) and completed 120 of 178 atts. for 1,560 yds., 7 TDs, 5 INTs and a QB rating of 96.2. Added 15 rushing atts. for 11 yds. and 1 TD.
- Set the franchise record for the most passing yds. (1,542) in his 1st five starts with the team.
- Threw a 10-yd. TD pass to WR Louis Murphy vs. Sea. (11/26). It marked the 1st TD pass of Garoppolo's career with the 49ers.
- In his 1st start as a member of the 49ers, completed 26 of 37 atts. for a then career-high 293 yds. at Chi. (12/3). According to the Elias Sports Bureau, his 293 passing yds. set the franchise record for most passing yds. by a player in his 1st start with the team.
- Trailing 12-14 with 5:27 left to play in the game at Chi. (12/3), he led a 14-play, 86-yd. drive to set up the game-winning FG by K Robbie Gould with 0:04 left on the clock. On the drive, he completed 5 of 6 atts. for 54 yds. and converted on three 3rd down plays.
- Completed 20 of 33 atts. for a then career-high 334 yds. and 1 TD, including a career-long 61-yd. completion to TE Garrett Celek at Hou. (12/10). He became the 3rd 49ers QB since the merger in 1970 to win each of his 1st two road starts. QB Elvis Grbac won each of his 1st four road starts from 1995-96 and QB Jim Plunkett won his 1st three starts on the road in 1976.
- Finished the game completing 31 of 43 atts. for a career-high 381 yds., 1 TD and at QB rating of 106.8 vs. Ten. (12/17). For the 2nd time in the three weeks, he engineered a game-winning scoring drive in the 4th qtr. Trailing Ten. 22-23 with 1:07 left in the game, Garoppolo worked the offense down the field, completing 3 of 5 atts. for 45 yds., setting up K Robbie Gould for the game-winning 45-yd. FG as time expired.
- With 381 yds. passing vs. Ten. (12/17), threw for over 300 yds. passing in consecutive games for the 1st time in his career [334 at Hou. (12/10/17)]. He became the 1st 49ers QB to register consecutive 300-yd. passing games since QB Jeff Garcia had three consecutive 300-yd. games in 2000 [323 at SD (12/3/00); 305 vs. NO (12/10/00) & 402 vs. Chi. (12/17/00)].
- Having thrown for 1,008 yds. in a three game span [293 at Chi. (12/3); 334 at Hou. (12/10); 381 vs. Ten. (12/17)], he became the 1st 49ers QB to throw for over 1,000 yds. in a three game span since QB Tim Rattay threw for 1,002 yds. over three games in 2004 [299 vs. StL (10/3/04); 417 vs. Arz. (10/10/04); 286 at NYJ (12/17/04)].
- With his 31 completions vs. Ten. (12/17), he became the 1st 49ers QB to have 30-or-more completions in a game since 12/20/15 [QB Blaine Gabbert vs. Cin. (30 of 50 for 295 yds., 1 TD and 3 INTs)].
- In the 1st half vs. Ten. (12/17), he completed 18 of 26 atts. for 189 yds., 1 TD and a passer rating of 102.9. His 18 completions were the most in a 1st half by a 49ers QB since Alex Smith went 18 of 29 vs. Jax. (11/29/09).
- Completed 21 of 30 atts. for 242 yds., 2 TDs and at QB rating of 102.4 vs. Jax. (12/24). He also scored the 1st rushing TD of his career on a 1-yd. run on the 1st drive of the game. His 102.4 QB rating was the highest against the Jaguars in 2017.

2016 (NEW ENGLAND)

- Appeared in 6 games (2 starts) and completed 43 of 63 pass atts. (68.3 pct.) for 502 yds. and 4 TDs.
- Made his 1st career NFL start at Arz. (9/11), going 24-33 for 264 yds., 1 TD and a passer rating of 106.1. Also rushed for 12 yds. on 4 carries.
- Completed 18 of 26 passing atts. for 232 yds. and a career-high 3 TDs vs. Mia. (9/18). Finished the game with a 135.4 passer rating.

2015 (NEW ENGLAND)

- Saw action in 5 regular season contests as a reserve and completed 1 pass on 4 atts. for 6 yds.
- Came in to complete 1 pass for 4 yds. at Mia. (1/3/16).

2014 (NEW ENGLAND)

- Appeared in 6 regular season games in relief of Patriots QB Tom Brady, completing 19 of 27 passes (70.4 pct.) for 182 yds. and 1 TD.
- Made his NFL debut at KC (9/29), competing 6 of 7 passes for 70 yds. and his 1st career TD pass.
- Played the entire 2nd half of the season finale vs. Buf. (12/28), completing 10 of 17 passes for 90 yds. Also rushed 4 times for 16 yds.

COLLEGE

Started all 45 games that he appeared in for Eastern Illinois, where he completed 1,047 of 1,668 pass atts. (62.8%) for 13,151 yds., 118 TDs and 51 INTs. Also added 8 rushing TDs on 260 carries. Generated 13,089 yds. in total offense in his career and was responsible for 126 touchdowns. Also handled some punting duties, kicking 9 times for 287 yds. (31.9 avg). Finished 6th in Football Championship Subdivision annals with 118 TD passes and 7th with 13,151 yds. passing. Set the Ohio Valley Conference (OVC) records in comps. (1,047), yds. (13,151) and TDs (118). As a senior in 2013, was the Walter Payton Award winner, named FCS ADA National Offensive Player of the Year, was a Consensus First-Team All-American and was the OVC Male Athlete of the Year. That season, he appeared in 14 games and completed 375 of 568 passes (66.0%) for 5,050 yds. and 53 TDs. He also broke Tony Romo's single season and career passing records. In 2012, he earned Second-Team All-OVC Honors after going 331-of-540 for 3,823 yds. and 31 TD passes. Started all 11 games as a sophomore, throwing for 2,644 yds. and 20 TDs on 217 of 349 passing. In 2010, started the final 8 games of the season, passing for 1,639 yds. and 14 TDs, earning All-Ohio Valley Conference Newcomer Team honors.

PERSONAL

- Attended Rolling Meadows (IL) HS and passed for 1,888 yds. and 16 TDs as a senior, earning northwest suburban all-area honors. Also rushed for 563 yds. and 7 TDs, helping to lead his team to mid-suburban east league championships and IHSA Class 7A play-off berth. As a junior, passed for 2,072 yds. and 18 TDs while completing 152 of 253 (60.1 pct.) passes and ran for 552 yds. and 7 TDs.
- Is the 3rd of four sons of Tony and Denise Garoppolo.
- Brother Mike played football at Western Illinois.
- Majored in management at Eastern Illinois.
- Born Jimmy Garoppolo (11/2/91) in Franklin Park, IL.

INJURY REPORT

- 2016:** Missed 3 games [vs. Hou. (9/22), vs. Buf. (10/2) & at Cle. (10/9)] with a shoulder injury.
- 2018:** Placed on the Injured Reserve List on 9/26 with a knee injury.



GAROPPOLO'S GAME-BY-GAME

Only games Garoppolo has appeared in on offense are listed

2014 (New England)

2014 (New England)														Total			Pct.
Date	Opp	W/L	P/S	Att	Cmp	Pct	Yds	TD	Int	Lg	Sk/Yds	Rtg	Rsh	Yds	TD	Net Yds.	Offense
Sep 29	at KC	L	1/0	7	6	85.7	70	1	0	37	1/6	147.9	0	0	0	64	22.1
Oct 5	Cin	W	1/0	0	0	—	0	0	0	—	0/0	—	3	−4	0	−4	−0.8
Oct 26	Chi	W	1/0	3	3	100.0	22	0	0	17	1/11	97.2	1	−1	0	10	2.1
Nov 16	at Ind	W	1/0	0	0	—	0	0	0	—	0/0	—	2	−2	0	−2	−0.4
Dec 14	Mia	W	1/0	0	0	—	0	0	0	—	0/0	—	0	0	0	0	0.0
Dec 28	Buf	L	1/0	17	10	58.8	90	0	0	20	3/19	73.2	4	16	0	87	33.5
TOTALS			6/0	27	19	70.4	182	1	0	37	5/36	101.2	10	9	0	155	2.7

2014 Postseason (New England)

Date	Opp	W/L	P/S	Att	Cmp	Pct	Yds	TD	Int	Lg	Sk/Yds	Rtg	Rsh	Yds	TD	Total Net Yds.	Pct. Offense
Jan 18	Ind	W	1/0	0	0	—	0	0	0	—	0/0	—	0	0	0	0	0.0
TOTALS			1/0	0	0	—	0	0	0	—	0/0	—	0	0	0	0	0.0

2015 (New England)

Date	Opp	W/L	P/S	Att	Cmp	Pct	Yds	TD	Int	Lg	Sk/Yds	Rtg	Rsh	Yds	TD	Total Net Yds.	Pct. Offense
Sep 27	Jax	W	1/0	0	0	—	0	0	0	—	0/0	—	2	-2	0	-2	-0.4
Oct 11	at Dal	W	1/0	0	0	—	0	0	0	—	0/0	—	2	-2	0	-2	-0.6
Oct 29	Mia	W	1/0	0	0	—	0	0	0	—	0/0	—	0	0	0	0	0.0
Nov 8	Was	W	1/0	0	0	—	0	0	0	—	0/0	—	1	-1	0	-1	-0.2
Jan 3	at Mia	L	1/0	4	1	25.0	6	0	0	6	0/0	39.6	0	0	0	6	3.1
TOTALS			5/0	4	1	25.0	6	0	0	6	0/0	39.6	5	-5	0	1	0.0

2016 (New England)

Date	Opp	W/L	P/S	Att	Cmp	Pct	Yds	TD	Int	Lg	Sk/Yds	Rtg	Rsh	Yds	TD	Total Net Yds.	Pct. Offense
Sep 11	at Arz	W	1/1	33	24	72.7	264	1	0	37t	2/7	106.1	4	12	0	269	74.1
Sep 18	Mia	W	1/1	26	18	69.2	232	3	0	26	0/0	135.4	0	0	0	232	50.1
Oct 9	at Cle	W	1/0	1	0	0.0	0	0	0	—	0/0	39.6	2	-3	0	-3	-0.6
Oct 30	at Buf	W	1/0	0	0	—	0	0	0	—	1/8	—	1	-1	0	-9	-2.5
Dec 24	NYJ	W	1/0	2	1	50.0	6	0	0	6	0/0	56.3	3	-2	0	4	1.2
Jan 1	at Mia	W	1/0	1	0	0.0	0	0	0	—	0/0	39.6	0	0	0	0	0.0
TOTALS			6/2	63	43	68.3	502	4	0	37t	3/15	113.3	10	6	0	493	8.0

2017 (New England/San Francisco)

Date	Opp	W/L	P/S	Att	Cmp	Pct	Yds	TD	Int	Lg	Sk/Yds	Rtg	Rsh	Yds	TD	Total Net Yds.	Pct. Offense
TRADED TO SF ON 10/31																	
Nov 26	Sea	L	1/0	2	2	100.0	18	1	0	10	0/0	143.8	1	4	0	22	7.9
Dec 3	at Chi	W	1/1	37	26	70.3	293	0	1	33	2/15	82.4	4	8	0	286	73.7
Dec 10	at Hou	W	1/1	33	20	60.6	334	1	1	61	2/20	92.2	5	-3	0	311	74.8
Dec 17	Ten	W	1/1	43	31	72.1	381	1	0	54	3/18	106.8	0	0	0	357	86.2
Dec 24	Jax	W	1/1	30	21	70.0	242	2	1	44	1/4	102.4	3	3	1	241	65.3
Dec 31	at LAR	W	1/1	33	20	60.6	292	2	2	44	0/0	84.4	2	-1	0	291	63.1
TOTALS			6/5	178	120	67.4	1,560	7	5	61	8/57	96.2	15	11	1	1,514	27.1



76
OL

GARRY GILLIAM

6-5 || 305 || PENN STATE

11.26.90 || HERSHEY, PA || 5TH YEAR || ACQUIRED RFA IN '17 - SEA

GOLDMINE

- Growing up in a troubled neighborhood in Harrisburg, PA, Gilliam's mother, Vene Shifflett, enrolled second-grade Garry into Milton Hershey School, a private, cost-free boarding school. Shifflett, along with Garry's brother, Victor, moved to Chambersburg, PA, as Victor was struggling with a combination of cerebral palsy and four kinds of congenital heart defects in an attempt to seek better care. Gilliam struggled to fit in with host families as he missed everything he knew. For three years, he found the right match as he lived with wrestling coach and gym teacher, Jimmy Taylor, and his wife and their young son and daughter whom he played with, cooked meals for and helped clean the house with.
- NFL players had the opportunity to participate in the NFL's annual My Cause, My Cleats campaign during a designated home game between Weeks 13-15. Gilliam and his teammates represented their respective causes with custom-designed cleats in an effort to raise awareness and funding.



- Gilliam often visits Milton Hershey School, speaking to students about perseverance through adversity and sharing the story of his upbringing. Part of his message is to, "Do your work. Be respectful to your elders and classmates."

GILLIAM'S GOLDEN NUGGETS

- His last name is pronounced GILL-yum.
- Helped the Seahawks start the third-largest come-from-behind victory in Championship Game history as a rookie in 2014, registering a 19-yd. TD recept. on a fake FGA vs. GB (1/18/15 - NFC - C). He caught a Seahawks P Jon Ryan pass in the 3rd Qtr. with the Seahawks trailing 16-0.
- While at Penn State, Gilliam transitioned from tight end to offensive tackle prior to the 2013 season. In order to make the transition, he added around 30 pounds to his 6'6" frame during offseason workouts.
- Gilliam has many interests off the football field, which includes watching informational television shows on the History, Discovery and Science Channels. Growing up, he also participated in ballet, jazz and tap for 10-plus years, in addition to singing in choir and playing the piano and guitar.

GOLDMINE (CONTINUED)

- During the 2015 offseason, Gilliam, along with teammates, took part in a job shadow program at Starbucks headquarters to learn more about the company's operations. The players spent several days following Starbucks global communications, global digital marketing and partner communications and engagement teams. The program looked to explain post-football opportunities.





GILLIAM'S CAREER STATISTICS

GAMES/STARTS – 67/31: 2014 (14/1); 2015 (16/16); 2016 (14/13); 2017 (8/1); 2018 (15/0)

POSTSEASON GAMES/STARTS – 6/4: 2014 (2/0); 2015 (2/2); 2016 (2/2)

Additional Statistics:

Forced Fumbles – 1: 1 in 2015

Milestones:

NFL Debut: vs. GB (9/4/14); **First Start:** vs. Oak. (11/2/14)

GILLIAM'S TRANSACTIONS

Originally signed as an undrafted free agent by Sea. on 5/10/14...Signed a one–year deal with SF on 4/19/17... Placed on the Injured Reserve List on 11/7/17... Signed a two–year extension through 2019 on 2/27/18.



2017 (SAN FRANCISCO)

- Played in 8 games (1 start) before being placed on the Injured Reserve List on 11/7.

2016 (SEATTLE)

- Saw action in 14 games at RT, making 13 starts. Also started each of the Seahawks 2 postseason contests.
- Part of an offensive line group that helped Seahawks RB Christine Michael run for a single game career-high 106 yds. and 2 TDs on 20 atts. vs. SF (9/25).
- Started at RT as Seahawks QB Russell Wilson threw for a career-high 350 yds. and 4 TDs vs. Arz. (12/24).
- Helped lead Seahawks RB Thomas Rawls to a Seattle postseason record 161 rushing yds., starting at RT in the team's 26-6 win vs. Det. (1/7/17 - NFC - WC).

2015 (SEATTLE)

- Started all 16 games in a season for the 1st time in his career at RT, to go along with 2 postseason starts.
- Part of an offensive line that held the Cowboys pass rush without a sack on 30 pass atts. at Dal. (11/1), leading to Seahawks QB Russell Wilson passing for 210 yds. and 1 TD.
- Blocked for Seahawks QB Russell Wilson, who threw for 345 yds. and a career-high 5 TD passes in the Seahawks 35-6 win vs. Pit. (11/29).
- Held the Ravens without a sack and saw Seahawks QB Russell Wilson throw 5 TDs in a single game for the 2nd time on the season in addition to 292 yds. in the Seahawks 35-6 win at Bal. (12/13).
- Made the 1st postseason start of his career at RT at Min. (1/10/16 - NFC - WC).

2014 (SEATTLE)

- Appeared in 14 regular season games (1 start) and 2 postseason contests as a rookie.
- Made his NFL debut vs. GB (9/4).
- Made his 1st career start vs. Oak. (11/2).
- Saw action in each of the team's 2 postseason games vs. Car. (1/10/15 - NFC - D) & vs. GB (1/18/15 - NFC - C).
- Registered a 19-yd. TD recept. on a fake FGA vs. GB (1/18/15 - NFC - C). Caught the Seahawks P Jon Ryan pass in the 3rd Qtr. with the Seahawks trailing 16-0. The play helped key the 3rd largest come-from-behind victory in Championship Game history.

COLLEGE

Played in 27 career games (15 starts) at Penn State where he transitioned from tight end to offensive tackle prior to the 2013 season. As a TE, registered 8 receipts. for 86 yds. in his career. As a senior, appeared in 12 games (4 starts) at RT, where he was named the co-recipient of the team's 2013 Ridge Riley Award, presented for excellence in sportsmanship, leadership, scholarship and friendship. In 2012, saw action in all 12 games (8 starts) where he registered 7 receipts. for 65 yds. as a TE and earned Academic All-Big Ten honors. Missed the 2011 season due to injury. Appeared in the 1st 4 games (3 starts) of the 2010 season before missing the remainder of the season due to injury. Redshirted as a true freshman in 2009.

PERSONAL

- Attended Milton Hershey (PA) School where he was all-american, all-state and all-mid-penn conference honoree at TE and DE. Finished his career with 20 receipts. for 350 yds. and 4 TDs on offense in addition to 153 tackles, 12.0 sacks and 5 INTs on defense.
- At Milton Hershey School, also was a conference champion in the javelin and qualified for the state track & field championships.
- Born Garry Montzell Gilliam Jr. (11/26/90) in Harrisburg, PA.
- Double-majored in advertising/public relations and management.

INJURY REPORT

2017: Inactive vs. Arz. (11/5) with a knee injury; Placed on the Injured Reserve List on 11/7 with a knee injury.



11
WR

MARQUISE GOODWIN

5-9 || 180 || TEXAS

11.19.90 || ROWLETT, TX || 6TH YEAR || ACQUIRED FA IN '17

AWARDS & HONORS

2017: Len Eshmont Award, Ed Block Courage Award, Garry Niver Award

CAREER HIGHLIGHTS

- Has recorded 12 TD receipts. during his NFL career, 8 of which have gone for 40-or-more yds.
- Since entering the NFL in 2013, has registered 128 receipts. for 2,137 yds. His 16.7 rec. avg. is the 3rd-highest in the NFL among active receivers (min. 100 receipts.).
- As a member of the Buffalo Bills, registered TD receipts. of 40, 43 and 59-yds. during the 2013 season, becoming the 1st member of the Bills to produce 3 TD receipts. of 40-or-more yds. in a season since WR Terrell Owens in 2009.
- Registered 50-or-more rec. yds. in six consecutive games for the 1st time in his NFL career [68 vs. Arz. (11/5/17), 83 vs. NYG (11/12/17), 78 vs. Sea. (11/26/17), 99 at Chi. (12/3/17), 106 at Hou. (12/10/17), 114 vs. Ten. (12/17/17)]. He is the 1st member of the 49ers to have at least six consecutive games with 50-or-more rec. yds. since WR Anquan Boldin registered eight consecutive games in 2014 [Weeks 4-12 (Week 8 Bye)].

HIGHEST REC. AVG. IN THE NFL, 2013-18 (MIN. 100 RECEPTS.)

Player	Avg.
1. Josh Gordon, Cle./NE	17.8
2. DeSean Jackson, Phi./Was./TB	17.4
3. Marquise Goodwin, Buf./SF	16.7
4. Tyrell Williams, LAC	16.4
5. Kenny Stills, NO/Mia.	16.1

2018 HIGHLIGHTS

- Set a single-season career high with 4 TD receipts.
- Registered his first TD receipt. of the season of the season on an 11-yd. pass from QB Jimmy Garoppolo at KC (9/23).
- Registered 4 receipts. for career-highs in both rec. yds. (126) and rec. TDs (2) at GB (10/15). His 67-yd. TD receipt. was his longest receipt. of the season. The performance marks the first time in his career that he registered 2-or-more rec. TDs in a single game and the 5th time he registered 100-or-more rec. yds. in a single game. Registered 3 receipts. for 114 yds. (38.0 avg.) in the first half, which were the most in the first half by a member of the 49ers since TE Vernon Davis registered 171 rec. yds. in the first half vs. Arz. (10/13/13). With 2 TD receipts., became the first member of the 49ers to register 2-or-more rec. TDs in a single game since TE Garrett Celek registered 2 TD receipts. vs. Atl. (11/8/15).
- Saw his lone receipt. at Arz. (10/28) go for a 55-yd. TD from QB C.J. Beathard. His 4 TD receipts. on the year are a new single-season high for his career.

GOODWIN'S GOLDEN NUGGETS

- In 2017, was the recipient of the 49ers Len Eshmont Award, which is voted on by the players and is given to the 49er who best exemplifies the inspirational and courageous play of Len Eshmont, an original member of the 1946 49ers team. Eshmont, who coached at Navy and Virginia following his career in San Francisco, died in 1957. The award was established that year.
- Named the 49ers Ed Block Courage Award recipient in 2017. The Ed Block Courage Award is named after Ed Block, the former head athletic trainer of the Baltimore Colts of 23 years. Block was a pioneer in his profession and a respected humanitarian whose most passionate cause was helping children of abuse. The award is presented in his name each year to the player that exemplified a commitment to sportsmanship and courage. Ed Block Courage Award winners from each of the 32 NFL teams are honored at a banquet in Baltimore, MD.
- Was the 49ers 2017 Garry Niver Award recipient. The Garry Niver Award is presented annually by the San Francisco Chapter of the Pro Football Writers of America to a 49ers' player for his cooperation and professional style in helping the pro football writers do their jobs.
- Qualified for the U.S. Olympic team after winning the long jump title at the 2012 U.S. Olympic Trials and finished 10th in the long jump in the London Olympics.
- Goodwin married the former Morgan Snow, who also participated in track & field at the University of Texas. She was a 9-time All-American for the Longhorns.
- Is cousins with 49ers DB Adrian Colbert.

GOODWIN'S GAME-BY-GAME

2018 Date	Opp	W/L	P/S	Rec	Yds	Avg	Lg	TD
Sep 9	at Min	L	1/1	0	0	—	—	0
Sep 16	Det	W	—	INACTIVE (Quadriple)				—
Sep 23	at KC	L	1/1	3	30	10.0	13	1
Sep 30	at LAC	L	1/1	2	24	12.0	20	0
Oct 7	Arz	L	—	INACTIVE (Hamstring, Quadriple)				—
Oct 15	at GB	L	1/1	4	126	31.5	67t	2
Oct 21	LAR	L	1/1	2	24	12.0	17	0
Oct 28	at Arz	L	1/1	1	55	55.0	55t	1
Nov 1	Oak	W	1/1	1	11	11.0	11	0
Nov 12	NYG	L	1/1	4	69	17.3	26	0
Nov 25	at TB	L	—	—	INACTIVE		—	—
Dec 2	at Sea	L	—	—	INACTIVE		—	—
Dec 9	Den	W	1/0	2	20	10.0	13	0
Dec 16	Sea	W	1/0	1	7	7.0	7	0
Dec 23	Chi	L	1/0	3	29	9.7	17	0
Dec 30	at LAR							
TOTALS				11/8	23	395	17.2	67t 4



GOLDMINE

- NFL players had the opportunity to participate in the NFL's annual My Cause, My Cleats campaign during a designated home game between Weeks 13-15. Goodwin and his teammates represented their respective causes with custom-designed cleats in an effort to raise awareness and funding.



- On August 18th, 2017, as part of 49ers partnership with the Make-A-Wish Foundation, Goodwin spent the day with Austin DeMello, a 12-year-old 49ers fan from San Diego. The two toured the 49ers facility, had lunch together and even played a game of *Madden 17*, which Austin won. Austin was diagnosed with a brain tumor, but he and his family don't let that stop him from fighting and enjoying each day. "The fact that Austin's family comes out here, they're supporting him, loving him and not giving up on him, I love that," Goodwin said, "because my mom didn't give up on my sister." Goodwin's older sister, Deja, suffers from cerebral palsy and is unable to walk. Before Austin and his family went back to San Diego, Marquise left him with a message to remember when times get tough. "Just know that you've got a lot of people that love you and care about you," Goodwin told Austin, "including the 49ers."




- During all Week 13 games in 2017, NFL players had the chance to share the causes that are important to them as part of the NFL's My Cause, My Cleats campaign. "My Cause, My Cleats are inspired by my sister, Deja, who's life has been impacted by Cerebral Palsy, a congenital disorder of movement, muscle tone or posture," said Goodwin.



- As part of the 49ers annual Thanksgiving celebrations, Goodwin and his teammates visited Cityteam San Jose to serve a holiday feast to over 300 people in need. Guests enjoyed turkey along with all of the usual holiday sides, while getting to know the 49ers.



- In 2012, Goodwin won the long jump title at the 2012 U.S. Olympic Trials (27-4.25) and finished 10th in the London Olympics. By qualifying for the Olympics, he became the first collegian to win both the Olympic Trials and the NCAA Outdoor long-jump competition in the same year since 1960. Goodwin was a two-time NCAA long jump champion, seven-time All-American and five-time Big 12 champion in the long jump during his career at the University of Texas.
- Goodwin began his track & field career at Rowlett (TX) HS, where he was a two-time World Junior Champion (long jump, 4x100m), seven-time Texas 5A State Champion [long jump (3x), triple jump (2x) and 4x100m (2x)] and two-time Texas Gatorade Track & Field Athlete of the Year.
- During the 2013 NFL Combine, Goodwin posted the fastest 40-yd. dash time among all participants, running the distance in 4.27 seconds. His time is tied for the 5th fastest 40-yd. dash ever recorded at the Combine.





GOODWIN'S CAREER STATISTICS

YEAR	TEAM	GP	GS	RECEIVING					RUSHING				
				NO	YDS	AVG	LG	TD	ATT	YDS	AVG	LG	TD
2013	BUF	12	1	17	283	16.6	59t	3	3	13	4.3	17	0
2014	BUF	10	0	1	42	42.0	42	0	3	8	2.7	12	0
2015	BUF	2	0	2	24	12.0	14	0	0	0	—	—	0
2016	BUF	15	9	29	431	14.9	84t	3	0	0	—	—	0
2017	SF	16	16	56	962	17.2	83t	2	4	44	11.0	18	0
2018	SF	11	8	23	395	17.2	67t	4	3	7	2.3	5	0
TOTALS		66	34	128	2,137	16.7	84t	12	13	72	5.5	18	0

Additional Statistics:

Fumbles – Lost – 3–1: 1–1 in 2013; 1–0 in 2014; 1–0 in 2018

Kickoff Returns – 22: 2013 (16); 2014 (4); 2015 (2)

Kickoff Return Yards – 468: 2013 (351); 2014 (84); 2015 (33)

Tackles – 5: 2017 (2); 2018 (3)

Forced Fumbles – 1: 2017 (1)

Milestones:

NFL Debut: vs. NE (9/8/13); **First Start:** vs. NYJ (11/17/13); **First Reception:** vs. NE (9/8/13 – 0-yd. pass from QB EJ Manuel); **First TD Reception:** vs. Cin. (10/13/13 – 40-yd. pass from QB Thad Lewis); **100–yd. Games:** 5, Last at GB. (10/15/18 – 126 yds.)

GOODWIN'S CAREER HIGHS

Receptions: 10 vs. Ten. (12/17/17)

Receiving Yards: 126 at GB (10/15/18)

Long Reception: 84t vs. NYJ (9/15/16)

TD Receptions: 2 at GB (10/15/18)

Rushes: 1 (14 times) Last vs. Oak. (11/1/18)

Rushing Yards: 18 vs. NYG (11/12/17)

Long Rush: 18 vs. NYG (11/12/17)

GOODWIN'S TRANSACTIONS

Originally a 3rd-round (78th overall) draft choice by Buf. in 2013...Placed on the Injured Reserve List on 10/20/15...Signed a two-year deal with SF on 3/10/17...Signed a three-year extension through 2021 on 3/8/18.



2017 (SAN FRANCISCO)

- Started all 16 games for the 1st time in his career and set career highs in both receipts. (56) and rec. yds. (962). His 17.2 yds./rec. avg. ranked 3rd in the NFL.
- Registered 5 receipts. for a career-high 116 yds. (23.2 avg.) at Ind. (10/8). It also marked his 2nd career 100-yd. game [vs. NYJ (9/15/16) - 112 yds.].
- Hauled in an 83-yd. TD pass from QB C.J. Beathard vs. NYG (11/12). It marked Goodwin's 1st TD receipt. of the season and his longest rec. TD since 9/15/16 vs. NYJ, as a member of the Buffalo Bills. His 83-yd. receipt. was the longest pass play by a member of the 49ers since 10/13/14 at StL (QB Colin Kaepernick to WR Brandon Lloyd - 83-yd. TD). Also had 1 carry on the day for a career-long 18 yds.
- Set a then single-game career-high with 8 receipts. for a game-high 99 rec. yds. at Chi. (12/3).
- Had 6 receipts. for 106 yds. at Hou. (12/10), marking his 3rd career 100-yd. game and 2nd of the season.
- Registered a single-game career-high 10 receipts. for 114 yds. vs. Ten. (12/17). Including his performance the week before at Hou. (12/10 - 6 receipts. for 106 yds.), he recorded over 100 rec. yds. in consecutive games for the 1st time in his career. He became the 1st member of the 49ers with consecutive 100-yd. receiving games since WR Anquan Boldin at NYG (10/11/15 - 107 yds.) & vs. Bal. (10/18/15 - 102 yds.). He is the 1st 49ers player to have 10 receipts. in a game since 9/21/14 [WR Michael Crabtree at Arz. (10 receipts. for 80 yds. and 1 TD)].

2016 (BUFFALO)

- Appeared in 15 games (9 starts) and registered career highs in receipts. (29) and yds. (431) while matching his career high with 3 TDs.
- Registered 2 receipts. for 112 yds. and 1 TD vs. NYJ (9/15), including an 84-yd. TD receipt., the longest home TD receipt. in Bills franchise history.
- Recorded 4 receipts. for 93 yds. and 1 TD at Mia. (10/23), a 64-yd. TD pass from Bills QB Tyrod Taylor.

2015 (BUFFALO)

- Appeared in 2 games and totaled 2 receipts. for 24 yds. before being placed on season-ending Injured Reserve on 10/20.

2014 (BUFFALO)

- Saw action in 10 games and recorded 1 receipt. for 10 yds. Added 4 KORs for 84 yds. on special teams.

2013 (BUFFALO)

- Appeared in 12 games (1 start) and registered 12 receipts. for 283 yds. and 3 TDs. Added 16 KORs for 351 yds. on special teams.
- Recorded 2 receipts. for 51 yds. and 1 TD vs. Cin. (10/13), a 40-yd. TD pass from Bills QB Thad Lewis for his 1st career TD receipt. Added 4 KORs for a career-high 94 yds.
- Hauled in 2 receipts. for 64 yds. and 1 TD vs. KC (11/3).
- Earned his 1st career start vs. NYJ (11/17) and registered a career-high 6 receipts. for 81 yds. and a 43-yd. TD receipt., becoming the 1st member of the Bills to produce 3 TD receipts. of 40-or-more yds. in a season since WR Terrell Owens in 2009.

COLLEGE

Appeared in 50 games (22 starts) during his four-year career at Texas, totaling 2,776 all-purpose yds. As a senior, appeared in 13 games (6 starts) and registered 26 receipts. for 340 yds. and 6 TDs while averaging 62.1 all-purpose yds. per game. Saw action in 12 games (7 starts) in 2011 and caught 33 receipts. for 421 yds. and 2 TDs along with 22 rushing atts. for 220 yds. and added 11 KORs for 247 yds. Appeared in 11 games (7 starts) as a sophomore and totaled 31 receipts. for 324 yds. and 1 TD. As a freshman in 2009, appeared in 14 games (2 starts) and registered 30 receipts. for 279 yds. and 1 TD.

PERSONAL

- Majored in education at the University of Texas.
- Attended Rowlett (TX) HS, where he was a three-year letterman and recorded 132 receipts. for 1,709 yds. and 17 TDs during his career. He earned first-team all-district 10-5A in 2007 and 2008.
- Married to the former Morgan Snow, who also participated in track & field at the University of Texas. She was a 9-time All-American for the Longhorns.
- Born Marquise Derell Goodwin (11/19/90) in Lubbock, TX.

INJURY REPORT

- 2013:** Inactive four games [vs. Car. (9/15), at NYJ (9/22), vs. Bal. (9/29) and at Cle. (10/3)] with a hand injury.
- 2014:** Inactive at Hou. (9/28) with a concussion. Inactive two games [vs. Min. (10/19) and at NYJ (10/26) with a hamstring injury. Inactive at Mia. (11/13) with a rib injury. Inactive vs. NYJ (11/24) with an ankle injury.
- 2015:** Inactive four games [vs. Ind. (9/13), vs. NE (9/20), at Mia. (9/27) and vs. NYG (10/4)] and placed on the Injured Reserve List on 10/20 with a rib injury.
- 2016:** Inactive vs. NE (10/30) with a concussion.
- 2018:** Inactive two games [vs. Det. (9/16) and vs. Arz. (10/7)] with a quadriceps injury.



GOODWIN'S GAME-BY-GAME

2013 (Buffalo)

Date	Opp	W/L	P/S	Rec	Yds	Avg	Lg	TD
Sep 8	NE	L	1/0	1	0	0.0	0	0
Sep 15	Car	W	—	—	INACTIVE (Hand)	—	—	—
Sep 22	at NYJ	L	—	—	INACTIVE (Hand)	—	—	—
Sep 29	Bal	W	—	—	INACTIVE (Hand)	—	—	—
Oct 3	at Cle	L	—	—	INACTIVE (Hand)	—	—	—
Oct 13	Cin	L	1/0	2	51	25.5	40t	1
Oct 20	at Mia	W	1/0	0	0	—	—	0
Oct 27	at NO	L	1/0	3	56	18.7	26	0
Nov 3	KC	L	1/0	2	64	32.0	59t	1
Nov 10	at Pit	L	1/0	2	9	4.5	7	0
Nov 17	NYJ	W	1/1	6	81	13.5	43t	1
Dec 1	Atl	L	1/0	0	0	—	—	0
Dec 8	at TB	L	1/0	0	0	—	—	0
Dec 15	at Jax	W	1/0	0	0	—	—	0
Dec 22	Mia	W	1/0	0	0	—	—	0
Dec 29	at NE	L	1/0	1	22	22.0	22	0
TOTALS			12/1	17	283	16.6	59t	3

2014 (Buffalo)

Date	Opp	W/L	P/S	Rec	Yds	Avg	Lg	TD
Sep 7	at Chi	W	1/0	0	0	—	—	0
Sep 14	Mia	W	1/0	0	0	—	—	0
Sep 21	SD	L	1/0	0	0	—	—	0
Sep 28	at Hou	L	—	—	INACTIVE (Concussion)	—	—	—
Oct 5	at Det	W	1/0	1	42	42.0	42	0
Oct 12	NE	L	1/0	0	0	—	—	0
Oct 19	Min	W	—	—	INACTIVE (Hamstring)	—	—	—
Oct 26	at NYJ	W	—	—	INACTIVE (Hamstring)	—	—	—
Nov 9	KC	L	1/0	0	0	—	—	0
Nov 13	at Mia	L	—	—	INACTIVE (Ribs)	—	—	—
Nov 24	NYJ	W	—	—	INACTIVE (Ankle)	—	—	—
Nov 30	Cle	W	1/0	0	0	—	—	0
Dec 7	at Den	L	1/0	0	0	—	—	0
Dec 14	GB	W	1/0	0	0	—	—	0
Dec 21	at Oak	L	1/0	0	0	—	—	0
Dec 28	at NE	W	—	—	INACTIVE	—	—	—
TOTALS			10/0	1	42	42.0	42	0

2015 (Buffalo)

Date	Opp	W/L	P/S	Rec	Yds	Avg	Lg	TD
Sep 13	Ind	W	—	—	INACTIVE (Ribs)	—	—	—
Sep 20	NE	L	—	—	INACTIVE (Ribs)	—	—	—
Sep 27	at Mia	W	—	—	INACTIVE (Ribs)	—	—	—
Oct 4	NYG	L	—	—	INACTIVE (Ribs)	—	—	—
Oct 11	at Ten	W	1/0	2	24	12.0	14	0
Oct 18	Cin	L	1/0	0	0	—	—	0
PLACED ON INJURED RESERVE (Ribs) ON 10/20								
TOTALS			2/0	2	24	12.0	14	0

2016 (Buffalo)

Date	Opp	W/L	P/S	Rec	Yds	Avg	Lg	TD
Sep 11	at Bal	L	1/0	0	0	—	—	0
Sep 15	NYJ	L	1/0	2	112	56.0	84t	1
Sep 25	Arz	W	1/0	1	6	6.0	6	0
Oct 2	at NE	W	1/0	1	12	12.0	12	0
Oct 9	at LAR	W	1/0	2	13	6.5	7	1
Oct 16	SF	W	1/0	2	22	11.0	16	0
Oct 23	at Mia	L	1/1	4	93	23.3	67t	1
Oct 30	NE	L	—	—	INACTIVE (Concussion)	—	—	—
Nov 7	at Sea	L	1/1	4	43	10.8	15	0
Nov 20	at Cin	W	1/0	2	15	7.5	10	0
Nov 27	Jax	W	1/1	2	13	6.5	8	0
Dec 4	at Oak	L	1/0	4	35	8.8	12	0
Dec 11	Pit	L	1/1	0	0	—	—	0
Dec 18	Cle	W	1/0	3	43	14.3	23	0
Dec 24	Mia	L	1/0	1	16	16.0	16	0
Jan 1	at NYJ	L	1/0	1	8	8.0	8	0
TOTALS			15/9	29	431	14.9	84t	3

2017

Date	Opp	W/L	P/S	Rec	Yds	Avg	Lg	TD
Sep 10	Car	L	1/1	3	21	7.0	14	0
Sep 17	at Sea	L	1/1	3	26	8.7	12	0
Sep 21	LAR	L	1/1	2	62	31.0	50	0
Oct 1	at Arz	L	1/1	1	18	18.0	18	0
Oct 8	at Ind	L	1/1	5	116	23.2	51	0
Oct 15	at Was	L	1/1	2	26	13.0	19	0
Oct 22	Dal	L	1/1	4	80	20.0	48	0
Oct 29	at Phi	L	1/1	0	0	—	—	0
Nov 5	Arz	L	1/1	2	68	34.0	55	0
Nov 12	NYG	W	1/1	1	83	83.0	83t	1
Nov 26	Sea	L	1/1	4	78	19.5	34	0
Dec 3	at Chi	W	1/1	8	99	12.4	20	0
Dec 10	at Hou	W	1/1	6	106	17.7	32	0
Dec 17	Ten	W	1/1	10	114	11.4	18	0
Dec 24	Jax	W	1/1	3	37	12.3	24	0
Dec 31	at LAR	W	1/1	2	28	14.0	20	1
TOTALS			16/16	56	962	17.2	83t	2



9

K

ROBBIE GOULD

6-0 || 190 || PENN STATE

12.6.82 || JERSEY SHORE, PA || 14TH YEAR || ACQUIRED FA IN '17

AWARDS & HONORS

2005: NFC Special Teams Player of the Week (Week 9)**2006:** NFC Pro Bowl, First-Team All-Pro, NFC Special Teams Player of the Month (October), NFC Special Teams Player of the Week (Week 16)**2008:** NFC Special Teams Player of the Month (December)**2015:** Chicago Bears Ed Block Courage Award Recipient**2017:** Perry/Yonamine Unity Award, NFC Special Teams Player of the Month (December), NFC Special Teams Player of the Week (Week 13 & Week 15)**2018:** 49ers Walter Payton NFL Man of the Year Award, NFC Special Teams Player of the Week (Week 2)

2018 HIGHLIGHTS

- Expanding on his streak from the 2017 season, set the franchise record for most consecutive FGM (33) after converting 2 FGs at LAC (9/30). Started a new streak of consecutive FGM after connecting on 3 FGs at GB (10/15), which is currently active (22) and the 3rd-most in franchise history

MOST CONSECUTIVE FGM, 49ERS HISTORY

Name	Range	FGM
Robbie Gould	10/29/17-10/7/18	33
Phil Dawson	10/6/13-12/29/13	27
Robbie Gould	10/15/18-present	22

- With 120 points this season, has now scored 100-or-more points in consecutive seasons (145 points in 2017) for the first time since he accomplished the feat in six straight seasons (2006-11) with the Chicago Bears. He is also the first member of the 49ers to score 100-or-more points in consecutive seasons since 2013-14 [K Phil Dawson - 140 points (2013) and 108 points (2014)].
- Converted all 3 FGAs at Min. (9/9) from 42, 33 and 22 yds.
- Connected on FGs from 36, 42 and 45 yds. vs. Det. (9/16).
- Connected on FGs from 35 and 39 yds. at KC (9/23).
- Connected on FGs from 21 and 33 yds at LAC (9/30).
- Converted all 3 FGAs at GB (10/15) from 46, 44 and 43 yds.
- Connected all 4 FGAs and 2 PATs vs. Sea. (12/16), including the game-winning, 36-yd. FG in OT. This marked Gould's 6th career game-winning FG in OT and his first since 11/17/13 as a member of the Chicago Bears vs. Bal.
- Became the 23rd kicker in NFL history to register at least 1,500 points in their career after recording 14 points vs. Sea. (12/16).
- Connected on all 3 FGAs on the day vs. Chi. (12/23). Has now connected on 22 consecutive FGAs, which is the 3rd-longest streak in franchise history.

GOULD'S GOLDEN NUGGETS

- His last name is pronounced GOLD.
- Named the 49ers representative for the Walter Payton Man of the Year Award in 2018, which recognizes an NFL player for his excellence on and off the field.
- Ranks as the Chicago Bears franchise leader in total scoring (1,207 points), made FGs (276), made FGs of 50-or-more yds. (23) and FG pct. (85.4).
- In seven career postseason games, has converted 8 of 8 FGs and 20 of 20 PATs.
- Founded The Goulden Touch Foundation in 2011 to help those in need. An avid golfer, he has hosted charity golf events through his foundation. In June of 2017, the Goulden Touch Foundation held two golfing events that benefiting the Ann & Robert H. Lurie Children's Hospital of Chicago in addition to the raising of funds in Gould's hometown of Lock Haven, PA.
- Named the recipient of the 49ers 2017 Perry/Yonamine Unity Award which is presented to the 49ers player who exhibits an exceptional commitment to promoting unity within the team and in their community. The Perry/Yonamine Unity Award is named for the former 49ers players and pioneers of unity and diversity, Joe "The Jet" Perry and Wally Yonamine, and is voted on by the players.



GOULD'S GAME-BY-GAME

2018

Date	Opp	W/L	Pts	XP-XPA	FG-FGA	Kick-By-Kick
Sep 9	at Min	L	10	1-1	3-3	22, 33, 42
Sep 16	Det	W	12	3-3	3-3	36, 42, 45
Sep 23	at KC	L	7	1-2	2-2	35, 39
Sep 30	at LAC	L	9	3-3	2-2	21, 33
Oct 7	Arz	L	0	0-0	0-1	45N
Oct 15	at GB	L	12	3-3	3-3	46, 44, 43
Oct 21	LAR	L	4	1-1	1-1	51
Oct 28	at Arz	L	7	1-1	2-2	20, 27
Nov 1	Oak	W	10	4-4	2-2	25, 39
Nov 12	NYG	L	11	2-2	3-3	30, 36, 53
Nov 25	at TB	L	3	0-1	1-1	23
Dec 2	at Sea	L	4	1-1	1-1	45
Dec 9	Den	W	8	2-2	2-2	29, 40
Dec 16	Sea	W	14	2-2	4-4	28, 33, 36, 45
Dec 23	Chi	L	9	0-0	3-3	23, 30, 33
Dec 30	at LAR					
TOTALS			120	24-26	32-33	Long: 53



CAREER HIGHLIGHTS

- Became the 23rd kicker in NFL history to register at least 1,500 points in their career after scoring 14 points vs. Sea. (12/16/18).
- Made 15 FGs in a three-game span [5 for 5 at Chi. (12/3/17); 4 for 4 at Houston (12/10/17); 6 for 6 vs. Ten. (12/17/17)]. According to the Elias Sports Bureau, Gould is the 1st player in NFL history to make 15 FGs in the three-game span.
- In 2017, made 5-or-more FGs in three games [5 for 5 at Arz. (10/1); 5 for 5 at Chi. (12/3); 6 for 6 vs. Ten. (12/17)]. According to the Elias Sports Bureau, he is 1 of 3 players in NFL history to make 5-or-more FGs in three different games in a single season, joining Min. K Rich Karlis [7 for 7 vs. LAN (11/5/89); 5 for 5 vs. Atl. (12/10/89); 5 for 6 vs. Cin. (12/25/89)] and KC K Harrison Butker [5 for 5 at Hou. (10/8/17); 5 for 5 vs. Den. (10/30/17); 5 for 6 vs. Mia. (12/24/17)].
- Ranks 2nd in NFL history in career FG pct. (87.7) (min. 100 FGM).

HIGHEST FIELD GOAL PCT. IN NFL HISTORY (MIN. 100 FGM)

	<u>Player</u>	<u>FGs</u>	<u>FGAs</u>	<u>Pct.</u>
1.	Justin Tucker	233	259	90.0
2.	Robbie Gould	357	407	87.7
3.	Stephen Gostkowski	366	419	87.4
4.	Stephen Hauschka	242	279	86.7
5.	Dan Bailey	206	238	86.6

- Ranks 1st in NFL history in FG pct. (78.4) on FGAs of 50-or-more yds. (min. 20 FGM).

HIGHEST FG PCT. ON FGAs OF 50-OR-MORE YDS., NFL HISTORY (MIN. 20 FGM)

	<u>Player</u>	<u>FGs</u>	<u>FGAs</u>	<u>Pct.</u>
1.	Robbie Gould	29	37	78.4
2.	Matt Prater	46	61	75.4
3.	Jeff Wilkins	26	36	72.2
4.	Stephen Gostkowski	25	35	71.4
5.	Rob Bironas	24	34	71.4

- Holds the 49ers franchise record for most consecutive FGM with 33 from 10/29/17 to 10/7/18. Started a new streak on 10/15/18 of 22 consecutive FGM that is currently active.

MOST CONSECUTIVE FGM, 49ERS HISTORY

<u>Name</u>	<u>Range</u>	<u>FGM</u>
Robbie Gould	10/29/17-10/7/18	33
Phil Dawson	10/6/13-12/29/13	27
Robbie Gould	10/15/18-present	22

- Finished the 2017 season with a career-high 145 points. His 145 points ranks 2nd in franchise history for most points in a season.

MOST POINTS SCORED IN A SINGLE SEASON IN SAN FRANCISCO 49ERS HISTORY

	<u>Name</u>	<u>Year</u>	<u>Points</u>
1.	David Akers	2011	166
2.	Robbie Gould	2017	145
3.	Phil Dawson	2013	140
4.	Jerry Rice	1987	138
5.	Mike Cofer	1989	136

- His 39 made FGs in 2017 ranks t-3rd in NFL history for the most made FGs in a single season.

MOST MADE FIELD GOALS IN A SINGLE SEASON IN NFL HISTORY


	<u>Player</u>	<u>Team</u>	<u>Year</u>	<u>FGs</u>	<u>FGAs</u>	<u>Pct.</u>
1.	David Akers	SF	2011	44	52	84.6
2.	Neil Rackers	Arz.	2005	40	42	95.2
3t.	Robbie Gould	SF	2017	39	41	95.1
	Olindo Mare	Mia.	1999	39	46	84.8
	Jeff Wilkins	StL	2003	39	42	92.9

- Connected on a career-high 6 FGs (38, 48, 28, 50, 48 & 45) vs. Ten. (12/17/17), including the game-winning 45-yd. FG as time expired. His 6 made FGs tied the 49ers franchise record for most made field goals in a single game [K Ray Wersching - 10/16/83 at NO (6 for 6); K Jeff Wilkins - 9/29/96 vs. Atl. (6 for 6)].
- Made at least 1 FG in 24 consecutive games, dating from 12/11/16 to 10/7/18, marking the longest stretch of his career. He previously made a FG in 22 consecutive games from 10/23/05 through 11/26/06.
- Ranks as the Bears franchise leader in scoring (1,207 points), made FGs (276), 50-or-more yd. made FGs (23), consecutive made FGs (26) and FG pct. (85.4 pct.).
- Between 12/18/05 vs. Atl. and 9/22/13 at Pit., Gould converted 275 consecutive PATs, the longest streak in Bears franchise history.
- Set the Bears franchise record with 26 consecutive made FGs across the 2005 and 2006 seasons [12/25/05 - 11/19/06].
- In 2015, set a Bears single-season franchise record with 33 made FGs. He broke the record of 32 made FGs, which he set in 2006.
- Converted a 58-yd. FG vs. Cin. (9/8/13), the longest made FG in Bears franchise history.
- In 2015, established a Chicago single-season franchise record with 7 made FGs of 50-or-more yds. He previously set the record in 2011 with 6 made FGs of 50-or-more yds.
- From 12/20/15 to 10/15/17, Gould made 32 consecutive FGs, the longest streak of consecutive made FGs of his career. His previous longest streak was 26 consecutive made FGs from 11/25/05 to 11/19/06, as a member of the Chicago Bears.
- In 2017, made each of his first 15 FGAs on the season, setting the 49ers franchise record for most made FGs to start a season. The previous record was held by K Wade Richey (13 FGs in 1999).
- Connected on a 40-yd. FG at Ind. (10/8/17), becoming the 31st player in NFL history to make 300 FGs in his career.



GOLDMINE

- The 49ers partnered with CASSY (Counseling and Support Services for Youth) for a mental health awareness event at Monroe Middle School (Campbell, CA) on December 18, 2018. Gould and his teammates joined the 6th, 7th and 8th grade students who were pre-identified as having mental health struggles, and held group discussions centered on managing stress and destigmatizing mental health matters.



- NFL players had the opportunity to participate in the NFL's annual My Cause, My Cleats campaign during a designated home game between Weeks 13-15. Gould and his teammates represented their respective causes with custom-designed cleats in an effort to raise awareness and funding.



- The 49ers worked alongside the humanitarian-relief organization Convoy of Hope on December 4, 2018, and hosted 1,500 guests in-need from Bay Area nonprofits and schools at Levi's® Stadium for a free holiday resource fair. Gould and his 49ers teammates distributed groceries, toys, books, shoes and other holiday offerings to the guests. The attendees also received haircuts, utilized health resources and took family portraits or professional headshots. Convoy of Hope is a nonprofit organization that directs children's feeding initiatives, hosts community outreach programs and provides disaster response resources to those in need in the Bay Area and throughout the world."



- The 49ers hosted a flag football clinic for local first responders and their children at the team facility on October 23, 2018. Gould and his teammates taught the children the fundamentals of the game before hitting the field for drills and games. The 100-plus guests also had the opportunity to try on equipment and participate in a photoshoot.



- In partnership with the One Love Foundation, Gould, his 49ers teammates and their significant others participated in a film-based workshop with local high school students about healthy and unhealthy relationships. The group watched a film together, and thereafter, held group discussions about the implications of the relationship behaviors depicted in the film. The One Love Foundation believes that love is a skill we can work on, and focuses on three main elements to convey their message: content, conversation and community action.



- During all Week 13 games in 2017, NFL players had the chance to share the causes that are important to them as part of the NFL's My Cause, My Cleats campaign. "Supporting the Lurie Children's Hospital allows me to help children and families going through difficult times," said Gould. "My message to those battling illness: Tackles your fears and fulfill your dreams!"





GOLDMINE (CONTINUED)

- Founded The Goulden Touch Foundation in 2011, which has partnered with several key organizations in education, social services, health and wellness, and medical research to help those in need. Annually, The Golden Touch hosts the Windy City Kicker Golf Classic in Gould's hometown area of Clinton County, PA and has raised over \$285,000 for Clinton County area programs. In 2016, Gould hosted a Celebrity Golf Invitational, which raised over \$940,000 for The Ann & Robert H. Lurie Children's Hospital of Chicago.



- Following 11 seasons with the Chicago Bears, Gould formed a special bond with the city of Chicago. Despite being removed from the city for more than a year, the Chicago Cubs invited him to throw out the ceremonial first pitch and sing the seventh inning stretch in July of 2017.



- In 2012, The Goulden Touch launched its annual event, "Kicking Hunger," which provides meals and raises funds for the Northern Illinois Food Bank. To date, The Goulden Touch has raised over 36,000 meals for their backpack program.

GOULD'S CAREER STATISTICS

YEAR	TEAM	G	XP	XPA	PCT	FG	FGA	PCT	BLK	LG	PTS
2005	CHI	13	19	20	95.0	21	27	77.8	0	45	82
2006	CHI	16	47	47	100.0	32	36	88.9	1	49	143
2007	CHI	16	33	33	100.0	31	36	86.1	2	49	126
2008	CHI	16	41	41	100.0	26	29	89.7	2	48	119
2009	CHI	16	33	33	100.0	24	28	85.7	2	52	105
2010	CHI	16	35	35	100.0	25	30	83.3	1	54	110
2011	CHI	16	37	37	100.0	28	32	87.5	0	57	121
2012	CHI	13	33	33	100.0	21	25	84.0	2	54	96
2013	CHI	16	45	46	97.8	26	29	89.7	0	58	123
2014	CHI	12	28	29	96.6	9	12	75.0	0	45	55
2015	CHI	16	28	29	96.6	33	39	84.6	0	55	127
2016	NYG	10	20	23	87.0	10	10	100.0	0	47	50
2017	SF	16	28	30	93.3	39	41	95.1	1	52	145
2018	SF	15	24	26	92.3	32	33	97.0	0	53	120
TOTALS		207	451	462	97.6	357	407	87.7	11	58	1,522

PLAYOFFS

YEAR	TEAM	G	XP	XPA	PCT	FG	FGA	PCT	BLK	LG	PTS
2005	CHI	1	3	3	100.0	0	0	—	0	—	3
2006	CHI	3	9	9	100.0	6	6	100.0	0	49	27
2010	CHI	2	7	7	100.0	0	0	—	0	—	7
2016	NYG	1	1	1	100.0	2	2	100.0	0	40	7
TOTALS		7	20	20	100.0	8	8	100.0	0	49	44

Additional Statistics:

Punting – 3–81: 2005 (1–28 yds.; 28.0 avg; 9.0 net avg.); 2007 (2–53 yds.; 26.5 avg.; 26.5 net avg.)

Passing – 1–0–0–0–0 TDs: 2007 (1–0–0–0–0 TDs)

Special Teams Tackles: Regular Season – 15: 2005 (2); 2006 (2); 2007 (1); 2008 (2); 2009 (3); 2010 (3); 2013 (1); 2015 (1); **Postseason – 1:** 2010 (1)

Milestones:

NFL Debut: at Cle. (10/9/05); **First FG:** at Cle. (10/9/05); **100th FG Made:** vs. Jax. (12/7/08); **200th FG Made:** vs. Car. (10/28/12); **300th FG Made:** at Ind. (10/8/17); **First PAT:** at Bal. (9/26/99); **100th PAT Made:** at Ind. (9/7/08); **200th PAT Made:** at Min. (12/20/10); **300th PAT Made:** at Was. (10/20/13); **400th PAT Made:** vs. LAR (9/21/17); **500th Career Point:** at Atl. (10/18/09); **1,000th Career Point:** vs. Dal. (12/9/13); **1,500th Career Point:** vs. Sea. (12/16/18); **100–Point Seasons:** 10, Last in 2018 (111); **Highest Single–Game Points Total:** 19 vs. Ten. (12/17/17)



GOULD'S CAREER FIELD GOAL STATISTICS

YEAR	TEAM	1-19	PCT	20-29	PCT	30-39	PCT	40-49	PCT	50+	PCT	TOT
2005	CHI	0/0	—	9/9	100.0	9/10	90.0	3/8	37.5	0/0	—	21/27
2006	CHI	0/0	—	6/6	100.0	14/16	87.5	12/14	85.7	0/0	—	32/36
2007	CHI	0/0	—	7/7	100.0	12/13	92.3	12/14	85.7	0/2	0.0	31/36
2008	CHI	0/0	—	6/6	100.0	12/12	100.0	8/11	72.7	0/0	—	26/29
2009	CHI	0/0	—	9/9	100.0	6/6	100.0	7/10	70.0	2/3	66.7	24/28
2010	CHI	1/1	100.0	9/9	100.0	8/9	88.9	4/7	57.1	3/4	75.0	25/30
2011	CHI	0/0	—	10/10	100.0	6/6	100.0	6/10	60.0	6/6	100.0	28/32
2012	CHI	0/0	—	7/7	100.0	5/7	71.4	7/9	77.8	2/2	100.0	21/25
2013	CHI	0/0	—	11/11	100.0	6/7	85.7	6/7	85.7	3/4	75	26/29
2014	CHI	0/0	—	4/4	100.0	2/3	66.7	3/4	75.0	0/1	0.0	9/12
2015	CHI	1/1	100.0	8/8	100.0	10/12	83.3	7/9	77.8	7/9	77.8	33/39
2016	NYG	0/0	—	3/3	100.0	3/3	100.0	4/4	100.0	0/0	—	10/10
2017	SF	0/0	—	7/8	87.5	11/11	100.0	17/18	94.4	4/4	100.0	39/41
2018	SF	0/0	—	9/9	100.0	12/12	100.0	9/10	90.0	2/2	100.0	32/33
TOTALS		2/2	100.0	105/106	99.1	116/127	91.3	105/135	77.8	29/37	78.4	357/407

PLAYOFFS

YEAR	TEAM	1-19	PCT	20-29	PCT	30-39	PCT	40-49	PCT	50+	PCT	TOT
2005	CHI	0/0	—	0/0	—	0/0	—	0/0	—	0/0	—	0/0
2006	CHI	1/1	100.0	1/1	100.0	0/0	—	4/4	100.0	0/0	—	6/6
2010	CHI	0/0	—	0/0	—	0/0	—	0/0	—	0/0	—	0/0
2016	NYG	0/0	—	1/1	100.0	0/0	—	1/1	100.0	0/0	—	2/2
TOTALS		1/1	100.0	2/2	100.0	0/0	—	5/5	100.0	0/0	—	8/8

GOULD'S TRANSACTIONS

Originally signed as an undrafted free agent with NE on 4/29/05...Waived by NE on 8/30/05...Signed to Bal. practice squad on 9/7/05...Waived by Bal. on 9/27/05...Signed with Chi. on 10/8/05...Signed a five-year extension with Chi. on 5/12/08...Placed on the Injured Reserve List on 12/11/12...Re-signed with Chi. on a four-year deal on 12/27/13...Released by Chi. on 9/4/16...Signed with NYG on 10/20/16...Signed a two-year deal with SF on 3/10/17.



2017 (SAN FRANCISCO)

- Played in all 16 games and connected on 39 of 41 FGAs and 28 of 30 PATs. He set career highs in points (145), made FGs (39) and FG pct. (95.1 - min. 16 atts.).
- His 39 made FGs ranks 2nd in franchise history for most made FGs in a season (K David Akers - 44 made FGs in 2011).
- Dating back to 10/29/17, has made 23 consecutive FGs, the 2nd-longest streak in franchise history [K Phil Dawson - 27 consecutive FGs (10/6/13 through 12/29/13)].
- Made each of his first 15 FGAs on the season, setting the franchise record for most made FGs to start a season. The previous record was held by K Wade Richey (13 FGs in 1999).
- Connected on FGs from 49, 39, 47, 48 and 23 yds. at Arz. (10/1). It marked his 1st career game with 5 made FGs and he is the 1st 49ers kicker to make 5-or-more FGs in a single game since K Phil Dawson (5-5) vs. KC (10/5/14).
- Made all three FGAs (28, 43 and 40) at Ind. (10/8). His 40-yd. FG marked his 300th made FG in his career.
- In his first game back in Chicago, tied his career high at the time with 5 made FGs [5-5 at Arz. (10/1/17)], including the 24-yd. game-winning FG with 0:04 left in the game at Chi. (12/3). He became the 1st player to make 5 FGs at Soldier Field since 12/28/12 (Car. K Justin Medlock - 5 for 5).
- Made a career-high 6 FGs on the day (38, 48, 28, 50, 48 & 45) vs. Ten. (12/17), including the game-winning 45-yd. FG as time expired. His 6 made FGs tied the franchise record for most made field goals in a single game [K Ray Wersching - 10/16/83 at NO (6 for 6); K Jeff Wilkins - 9/29/96 vs. Atl. (6 for 6)].

2016 (NEW YORK GIANTS)

- Signed with the Giants on 10/20, where he finished the season converting each of his 10 FGAs along with 20 of 23 PATs.
- Connected on all 4 FGAs (35, 35, 29 & 41 yds.) at Phi. (12/22), as well as 1 PAT.

2015 (CHICAGO)

- Made 33 of 39 FGAs (84.6 pct.), including 7 of 9 from 50-or-more yds. in addition to 28 of 29 PATs for a total of 127 pts.
- Broke the Bears franchise single-season record for FGM (33) and FGM of 50-or-more yds. (7).
- Extended his franchise record with his 10th season with 20-or-more FGM.
- With 2 FGM (44 & 30) at KC (10/11), set the record for most pts. in franchise history.

2014 (CHICAGO)

- Appeared in 12 games, making 9 of 12 FGAs (75.0 pct.) and 28 of 29 PATs for 55 pts.
- Converted a 38-yd. FG with 8:41 remaining in OT to give his team a 23-20 win vs. Bal. (11/17).

2013 (CHICAGO)

- Tied his franchise single-season record, making 89.7 pct. of his FGAs (26 of 29) in 16 games played. Added 45 of 46 PATs for a total of 123 pts. scored.
- Connected on 3 of 4 FGAs of 50-or-more yds. vs. Cin. (9/18), including a franchise-record for longest FGM (58 yds.).

2012 (CHICAGO)

- Converted 21 of 25 FGAs (84.0 pct.) and 33 of 33 PATs for a team-leading 96 points in 13 games played.
- Made a game-winning 41-yd. FG as time expired to give his team a 23-22 win vs. Car. (10/28). The FG also marked the 200th FGM of his career.
- Connected on 3 of 3 FGs and 6 of 6 PATs for a season-high 15 points at Ten. (11/4).

2011 (CHICAGO)

- Led Bears in scoring with 121 points for the 7th consecutive season after connecting on 28 of 32 FGAs (87.5 pct.) and 37 of 37 PATs in 16 games played.
- Set a then-franchise record with a 57-yd. FG at Den. (12/11), his longest FG of the season.

2010 (CHICAGO)

- Appeared in all 16 games and connected on 25 of 30 FGAs (83.3 pct.) and 35 of 35 PATs to lead the team in scoring with 110 points.
- Converted a game-winning 19-yd. FG with 3:59 remaining in the 4th Qtr. to give his team a 20-17 win vs. GB (9/27).

2009 (CHICAGO)

- Made 24 of 28 FGAs (85.7 pct.) and all 33 PATs to lead the Bears in scoring with 105 points, his 4th consecutive 100-or-more point season.
- Converted a 44-yd. FG with :15 remaining to give his team a 17-14 win vs. Pit. (9/20).

2008 (CHICAGO)

- Connected on 26 of 29 FGs for a franchise-best 89.7 pct., breaking the record he previously set in 2006.
- Led the Bears in scoring with 119 points, his 3rd consecutive 100-or-more point season.
- Kicked a 35-yd. FG in OT vs. NO (12/11), his 4th career game-winning kick in OT.
- The following week, he became the 4th player in NFL history to make game-winning field goals in OT in consecutive weeks, knocking through a 38-yd. FG in OT vs. GB (12/22).

2007 (CHICAGO)

- Led the Bears and ranked 4th in the NFC in scoring with 126 points, his 2nd consecutive 100-or-more point season. Converted 31 of 36 FGAs (86.1 pct.) and 33 of 33 PATs in 16 games played.
- His 31 FGs tied for the most in the NFC (GB K Mason Crosby - 31 FGs) and ranked tied for 2nd in the NFL (Ten. K Rob Bironas - 35 FGs).
- Connected on 3 of 3 FGAs and 4 of 4 PATs for a season-high 13 points vs. Den. (11/25). including a 39-yd. FG in OT to give his team a 37-34 win.



2006 (CHICAGO)

- Earned his 1st Pro Bowl selection and was First-Team All-Pro after finishing 2nd overall in the NFL in scoring with 143 points. He converted 32 of 36 FGAs (88.9 pct.) and 47 of 47 PATs.
- Tied for NFL lead with 32 FGs (StL K Jeff Wilkins - 32 FGs) and connected on franchise record 24-consecutive field goals to start the season.
- Connected of 4 of 4 FGAs [42, 43, 32 and 41 yds.] and 4 of 4 PATs for a career-high 16 points vs. Buf. (10/8).
- Made a 25-yd. FG with 3:37 remaining in OT to give his team a 34-31 win vs. TB (12/17).
- Converted a 49-yd. FG in OT vs. Sea. (1/14/07 - NFC - D) to give his team a 27-24 win.

2005 (CHICAGO)

- Signed with the Bears on 10/8 and converted 21 of 27 FGAs (71.8 pct.) and 19 of 20 PATs for a total of 82 points, becoming the 1st Bears rookie to lead the team in scoring since Paul Edinger in 2000.
- Appeared in his 1st NFL game at Cle. (10/9) and converted his 1st att. from 44-yds. in the 2nd Qtr.
- Made a 28-yd. FG with :06 remaining in the 4th Qtr. to give his team a 20-17 win at NO (11/6).

COLLEGE

Appeared in 47 games for the Nittany Lions and scored 232 points, connecting on 39 of 61 FGAs and 115 of 121 PATs. Finished his collegiate career ranked 5th on Penn State's all-time scoring list. As a senior, played in 11 games, hitting 7 of 13 FGAs and 22 of 23 PATs for 43 points. In 2003, was named one of two recipients of the Frank Patrick Memorial Total Commitment Award, which is presented annually to a junior who dutifully complete responsibilities in all facets of the football program and do so in an exemplary manner. Appeared in 12 games and scored 49 points, connecting on 9 of 16 FGAs and 22 of 24 PATs. As a sophomore, played in 13 games and hit 17 of 22 FGAs and 42 of 45 PATs for 93 points. In 2001, played in 11 games and scored 47 points, connecting on 6 of 10 FGAs and all 29 PATs.

PERSONAL

- Majored in management at Penn State.
- Attended Central Mountain (Lock Haven, PA) HS, where he won 3 letters each in soccer, football and basketball and another in track.
- Son of Robert and Cheryl Gould, and has one brother, Christopher, who was a punter/placekicker at the University of Virginia and is currently the assistant special teams coach for the Denver Broncos.
- His father, Robert, was a three-time All-American soccer player who led Lock Haven University to a Division II national championship in 1980 and played professionally for the St. Louis Steamers (1980-83).
- Born Robert Paul Gould III (12/6/81) in Jersey Shore, PA.

INJURY REPORT

2012: Placed on the Injured Reserve List on 12/11 with a calf injury.

2014: Inactive four games [vs. Dal. (12/4), vs. NO (12/15), vs. Det. (12/21) and at Min. (12/28)] with a quad injury.

GOULD'S GAME-BY-GAME

2005 (Chicago)

Date	Opp	W/L	Pts	XP-XPA	FG-FGA	Kick-By-Kick
Oct 9	at Cle	L	4	1-1	1-2	44, 48N
Oct 16	Min	W	4	4-4	0-0	
Oct 23	Bal	W	4	1-1	1-2	23, 47N
Oct 30	at Det	W	7	1-1	2-2	38, 20
Nov 6	at NO	W	8	2-2	2-3	35, 47N, 28
Nov 13	SF	W	5	2-2	1-2	39N, 37
Nov 20	Car	W	7	1-1	2-2	33, 39
Nov 27	at TB	W	7	1-1	2-2	25, 36
Dec 4	GB	W	13	1-1	4-5	21, 40, 25, 35, 43N
Dec 11	at Pit	L	3	0-1	1-1	29
Dec 18	Atl	W	10	1-1	3-4	35, 29, 39, 44N
Dec 25	at GB	W	6	3-3	1-1	45
Jan 1	at Min	L	4	1-1	1-1	22
TOTALS			82	19-20	21-27	Long: 45

2005 Postseason (Chicago)

Date	Opp	W/L	Pts	XP-XPA	FG-FGA	Kick-By-Kick
Jan 15	Car	L	3	3-3	0-0	
TOTALS			3	3-3	0-0	

2006 (Chicago)

Date	Opp	W/L	Pts	XP-XPA	FG-FGA	Kick-By-Kick
Sep 10	at GB	W	14	2-2	4-4	40, 39, 28, 30
Sep 17	Det	W	10	4-4	2-2	32, 45
Sep 24	at Min	W	13	1-1	4-4	41, 24, 31, 49
Oct 1	Sea	W	13	4-4	3-3	36, 20, 41
Oct 8	Buf	W	16	4-4	4-4	42, 43, 32, 41
Oct 16	at Arz	W	6	3-3	1-1	23
Oct 29	SF	W	11	5-5	2-2	43, 36
Nov 5	Mia	L	7	1-1	2-2	38, 38
Nov 12	at NYG	W	8	5-5	1-1	49
Nov 19	at NYJ	W	4	1-1	1-1	20
Nov 26	at NE	L	7	1-1	2-3	45N, 46, 32
Dec 3	Min	W	3	3-3	0-0	
Dec 11	at StL	W	6	6-6	0-2	36N, 49N
Dec 17	TB	W	10	4-4	2-3	38, 37N, 25
Dec 24	at Det	W	14	2-2	4-4	36, 36, 39, 44
Dec 31	GB	L	1	1-1	0-0	
TOTALS			143	47-47	32-36	Long: 49

2006 Postseason (Chicago)

Date	Opp	W/L	Pts	XP-XPA	FG-FGA	Kick-By-Kick
Jan 14	Sea	W	9	3-3	2-2	41, 49
Jan 21	NO	W	13	4-4	3-3	19, 43, 24
Feb 4	Ind	L	5	2-2	1-1	44
TOTALS			27	9-9	6-6	Long: 49



GOULD'S GAME-BY-GAME

2007 (Chicago)

Date	Opp	W/L	Pts	XP-XPA	FG-FGA	Kick-By-Kick
Sep 9	at SD	L	3	0-0	1-1	27
Sep 16	KC	W	8	2-2	2-2	47, 38
Sep 23	Dal	L	4	1-1	1-1	20
Sep 30	at Det	L	9	3-3	2-3	52N, 49, 41
Oct 7	at GB	W	9	3-3	2-2	44, 36
Oct 14	Min	L	7	4-4	1-1	32
Oct 21	at Phi	W	13	1-1	4-5	39N, 31, 22, 41, 45
Oct 28	Det	L	1	1-1	0-1	40N
Nov 11	at Oak	W	5	2-2	1-2	32, 53N
Nov 18	at Sea	L	11	2-2	3-3	31, 47, 48
Nov 25	Den	W	13	4-4	3-3	24, 44, 39
Dec 2	NYG	L	10	1-1	3-3	35, 46, 41
Dec 6	at Was	L	10	1-1	3-4	48N, 30, 22, 21
Dec 17	at Min	L	7	1-1	2-2	29, 47
Dec 23	GB	W	9	3-3	2-2	31, 35
Dec 30	NO	W	7	4-4	1-1	39
TOTALS			126	33-33	31-36	Long: 49

2008 (Chicago)

Date	Opp	W/L	Pts	XP-XPA	FG-FGA	Kick-By-Kick
Sep 7	at Ind	W	9	3-3	2-2	41, 25
Sep 14	at Car	L	5	2-2	1-1	27
Sep 21	TB	L	10	1-1	3-4	40, 43, 28, 49N
Sep 28	Phi	W	6	3-3	1-1	41
Oct 5	at Det	W	10	4-4	2-2	37, 45
Oct 12	at Atl	L	8	2-2	2-2	36, 32
Oct 19	Min	W	12	6-6	2-3	26, 42N, 48
Nov 2	Det	W	9	3-3	2-2	36, 41
Nov 9	Ten	L	2	2-2	0-1	48N
Nov 16	at GB	L	3	0-0	1-1	35
Nov 23	at StL	W	9	3-3	2-2	43, 38
Nov 30	at Min	L	2	2-2	0-0	
Dec 7	Jax	W	11	2-2	3-3	22, 36, 35
Dec 11	NO	W	9	3-3	2-2	28, 35
Dec 22	GB	W	8	2-2	2-2	31, 38
Dec 28	at Hou	L	6	3-3	1-1	37
TOTALS			119	41-41	26-29	Long: 48

2009 (Chicago)

Date	Opp	W/L	Pts	XP-XPA	FG-FGA	Kick-By-Kick
Sep 13	at GB	L	7	1-1	2-2	47, 21
Sep 20	Pit	W	5	2-2	1-1	44
Sep 27	at Sea	W	5	2-2	1-2	53N, 37
Oct 4	Det	W	12	6-6	2-2	52, 22
Oct 18	at Atl	L	2	2-2	0-0	
Oct 25	at Cin	L	4	1-1	1-1	22
Nov 1	Cle	W	12	3-3	3-3	37, 29, 32
Nov 8	Arz	L	3	3-3	0-1	48N
Nov 12	at SF	L	6	0-0	2-2	50, 38
Nov 22	Phi	L	12	0-0	4-5	45, 28, 28, 49, 48N
Nov 29	at Min	L	4	1-1	1-1	38
Dec 6	StL	W	5	2-2	1-1	27
Dec 13	GB	L	2	2-2	0-0	
Dec 20	at Bal	L	1	1-1	0-0	
Dec 28	Min	W	12	3-3	3-4	22, 42, 41, 45N
Jan 3	at Det	W	13	4-4	3-3	44, 28, 34
TOTALS			105	33-33	24-28	Long: 52

2010 (Chicago)

Date	Opp	W/L	Pts	XP-XPA	FG-FGA	Kick-By-Kick
Sep 12	Det	W	7	1-1	2-2	20, 31
Sep 19	at Dal	W	9	3-3	2-2	38, 40
Sep 27	GB	W	8	2-2	2-3	49N, 25, 19
Oct 3	at NYG	L	3	0-0	1-1	40
Oct 10	at Car	W	11	2-2	3-3	28, 53, 43
Oct 17	Sea	L	8	2-2	2-3	34, 24, 54N
Oct 24	Was	L	2	2-2	0-0	
Nov 7	at Buf	W	2	2-2	0-1	42N
Nov 14	Min	W	9	3-3	2-3	43N, 34, 37
Nov 18	at Mia	W	10	1-1	3-3	47, 24, 50
Nov 28	Phi	W	7	4-4	1-1	23
Dec 5	at Det	W	6	3-3	1-1	54
Dec 12	NE	L	1	1-1	0-0	
Dec 20	at Min	W	16	4-4	4-4	29, 23, 34, 20
Dec 26	NYJ	W	8	5-5	1-2	37, 35N
Jan 2	at GB	L	3	0-0	1-1	30
TOTALS			110	35-35	25-30	Long: 54

2010 Postseason (Chicago)

Date	Opp	W/L	Pts	XP-XPA	FG-FGA	Kick-By-Kick
Jan 16	Sea	W	5	5-5	0-0	
Jan 23	GB	L	2	2-2	0-0	
TOTALS			7	7-7	0-0	

2011 (Chicago)

Date	Opp	W/L	Pts	XP-XPA	FG-FGA	Kick-By-Kick
Sep 11	Atl	W	12	3-3	3-3	41, 23, 26
Sep 18	at NO	L	7	1-1	2-2	42, 38
Sep 25	GB	L	5	2-2	1-1	25
Oct 2	Car	W	10	4-4	2-2	20, 24
Oct 10	at Det	L	7	1-1	2-2	44, 49
Oct 16	Min	W	13	4-4	3-3	51, 26, 22
Oct 23	at TB	W	6	3-3	1-2	41N, 25
Nov 7	at Phi	W	12	3-3	3-3	51, 38, 22
Nov 13	Det	W	13	4-4	3-4	43, 35, 43N, 50
Nov 20	SD	W	7	4-4	1-1	42
Nov 27	at Oak	L	8	2-2	2-2	50, 53
Dec 4	KC	L	3	0-0	1-2	32, 41N
Dec 11	at Den	L	4	1-1	1-1	57
Dec 18	Sea	L	2	2-2	0-0	
Dec 25	at GB	L	7	1-1	2-3	49N, 35, 30
Jan 1	at Min	W	5	2-2	1-1	27
TOTALS			121	37-37	28-32	Long: 57

2012 (Chicago)

Date	Opp	W/L	Pts	XP-XPA	FG-FGA	Kick-By-Kick
Sep 9	Ind	W	11	5-5	2-2	35, 26
Sep 13	at GB	L	4	1-1	1-1	45
Sep 23	StL	W	11	2-2	3-3	54, 22, 37
Oct 1	at Dal	W	10	4-4	2-2	43, 21
Oct 7	at Jax	W	11	5-5	2-2	32, 31
Oct 22	Det	W	7	1-1	2-3	39, 47N, 21
Oct 28	Car	W	5	2-2	1-2	33N, 41
Nov 4	at Ten	W	15	6-6	3-3	40, 25, 22
Nov 11	Hou	L	6	0-0	2-3	51, 24, 48N
Nov 19	at SF	L	1	1-1	0-0	
Nov 25	Min	W	8	2-2	2-3	47, 39N, 46
Dec 2	Sea	L	5	2-2	1-1	46
Dec 9	at Min	L	2	2-2	0-0	

PLACED ON INJURED RESERVE (Calf) ON 12/11

TOTALS			96	33-33	21-25	Long: 54
---------------	--	--	-----------	--------------	--------------	-----------------



GOULD'S GAME-BY-GAME

2013 (Chicago)

Date	Opp	W/L	Pts	XP-XPA	FG-FGA	Kick-By-Kick
Sep 8	Cin	W	6	3-3	1-1	58
Sep 15	Min	W	7	4-4	1-1	20
Sep 22	at Pit	W	10	4-5	2-2	47, 32
Dep 29	at Det	L	10	1-1	3-3	34, 28, 25
Oct 6	NO	L	4	1-1	1-1	27
Oct 10	NYG	W	9	3-3	2-2	40, 52
Oct 20	at Was	L	11	5-5	2-3	37, 34N, 49
Nov 4	at GB	W	9	3-3	2-2	24, 27
Nov 10	Det	L	7	1-1	2-2	25, 32
Nov 17	Bal	W	11	2-2	3-3	20, 46, 38
Nov 24	at StL	L	3	3-3	0-0	
Dec 1	at Min	L	8	2-2	2-4	30, 40, 66N, 47N
Dec 9	Dal	W	13	4-4	3-3	27, 34, 23
Dec 15	at Cle	W	8	5-5	1-1	23
Dec 22	at Phi	L	3	0-0	1-1	50
Dec 29	GB	L	4	4-4	0-0	
TOTALS			123	45-46	26-29	Long: 58

2014 (Chicago)

Date	Opp	W/L	Pts	XP-XPA	FG-FGA	Kick-By-Kick
Sep 7	Buf	L	8	2-2	2-2	41, 37
Sep 14	at SF	W	4	4-4	0-0	
Sep 22	at NYJ	W	9	3-3	2-2	24, 45
Sep 28	GB	L	5	2-2	1-1	23
Oct 5	at Car	L	6	3-3	1-2	35N, 45
Oct 12	at Atl	W	7	1-2	2-2	25, 28
Oct 19	Mia	L	2	2-2	0-0	
Oct 26	at NE	L	1	1-1	0-0	
Nov 9	at GB	L	2	2-2	0-0	
Nov 16	Min	W	3	3-3	0-1	47N
Nov 23	TB	W	3	3-3	0-1	54N
Nov 27	at Det	L	5	2-2	1-1	35
Dec 4	Dal	L	- INACTIVE (Quad)		-	-
Dec 15	NO	L	- INACTIVE (Quad)		-	-
Dec 21	Det	L	- INACTIVE (Quad)		-	-
Dec 28	at Min	L	- INACTIVE (Quad)		-	-
TOTALS			55	28-29	9-12	Long: 45

2015 (Chicago)

Date	Opp	W/L	Pts	XP-XPA	FG-FGA	Kick-By-Kick
Sep 13	GB	L	11	2-2	3-3	28, 50, 44
Sep 20	Arz	L	11	2-2	3-3	40, 23, 51
Sep 27	at Sea	L	0	0-0	0-0	
Oct 4	Oak	W	10	1-2	3-3	19, 54, 49
Oct 11	at KC	W	6	0-0	2-2	44, 30
Oct 18	at Det	L	14	2-2	4-4	27, 23, 38, 29
Nov 1	Min	L	8	2-2	2-3	55, 33, 51N
Nov 9	at SD	W	2	2-2	0-2	47N, 34N
Nov 15	at StL	W	13	4-4	3-3	35, 37, 36
Nov 22	Den	L	9	0-0	3-3	46, 37, 37
Nov 26	at GB	W	5	2-2	1-1	21
Dec 6	SF	L	8	2-2	2-4	40, 51, 40N, 36N
Dec 13	Was	L	3	3-3	0-1	50N
Dec 20	at Min	L	5	2-2	1-1	51
Dec 27	at TB	W	14	2-2	4-4	26, 27, 50, 39
Jan 3	Det	L	8	2-2	2-2	49, 34
TOTALS			127	28-29	33-39	Long: 55

2016 (New York Giants)

Date	Opp	W/L	Pts	XP-XPA	FG-FGA	Kick-By-Kick
Oct 23	at LAR	W	5	2-2	1-1	29
Nov 6	Phi	W	4	4-4	0-0	
Nov 14	Cin	W	3	3-3	0-0	
Nov 20	Chi	W	4	1-3	1-1	46
Nov 27	at Cle	W	3	3-4	0-0	
Dec 4	at Pit	L	2	2-2	0-0	
Dec 11	Dal	W	4	1-1	1-1	39
Dec 18	Det	W	5	2-2	1-1	47
Dec 22	at Phi	L	13	1-1	4-4	35, 35, 29, 41
Jan 1	at Was	W	7	1-1	2-2	22, 40
TOTALS			50	20-23	10-10	Long: 47

2016 Postseason (New York Giants)

Date	Opp	W/L	Pts	XP-XPA	FG-FGA	Kick-By-Kick
Jan 8	at GB	L	7	1-1	2-2	26, 40
TOTALS			7	1-1	2-2	Long: 40

2017 (San Francisco)

Date	Opp	W/L	Pts	XP-XPA	FG-FGA	Kick-By-Kick
Sep 10	Car	L	3	0-0	1-1	44
Sep 17	at Sea	L	9	0-0	3-3	40, 37, 34
Sep 21	LAR	L	9	3-4	2-2	36, 48
Oct 1	at Arz	L	15	0-0	5-5	49, 39, 47, 48, 23
Oct 8	at Ind	L	11	2-2	3-3	28, 43, 40
Oct 15	at Was	L	6	3-3	1-2	52, 47N
Oct 22	Dal	L	4	1-1	1-1	42
Oct 29	at Phi	L	4	1-1	1-2	27B, 50
Nov 5	Arz	L	4	1-1	1-1	42
Nov 12	NYG	W	7	4-4	1-1	43
Nov 26	Sea	L	8	1-1	2-2	38, 42
Dec 3	at Chi	W	15	0-0	5-5	33, 28, 35, 34, 24
Dec 10	at Hou.	W	14	2-2	4-4	52, 35, 25, 41
Dec 17	Ten.	W	19	1-1	6-6	38, 48, 28, 50, 48, 45
Dec 24	Jax	W	8	5-6	1-1	27
Dec 31	at LAR	W	10	4-4	2-2	33, 48
TOTALS			145	28-30	39-41	Long: 52



36

S

MARCELL HARRIS

6-0 || 208 || FLORIDA

6.9.94 || ORLANDO, FL || ROOKIE || ACQUIRED D-6 IN '18

2018 HIGHLIGHTS

- Made his NFL debut vs. Oak. (11/1) and registered 2 tackles.
- Registered 4 tackles in his first career NFL start at Sea. (12/2).
- Notched a career-high 7 tackles and made a key 4th down stop in the 4th Qtr. vs. Den. (12/9).

GOLDMINE

- Harris and his teammates surprised guests of the CityTeam Men's Program and House of Grace on November 20, 2018, at Levi's Stadium. The group believed they were just taking a tour of the stadium, but they were in fact joining the 49ers players for a night full of exciting events. The guests received a makeover and haircut, selected a new outfit from Dockers, snapped a new headshot and then shared a Thanksgiving dinner with the 49ers players.



- The 49ers hosted a flag football clinic for local first responders and their children at the team facility on October 23, 2018. Harris and his teammates taught the children the fundamentals of the game before hitting the field for drills and games. The 100-plus guests also had the opportunity to try on equipment and participate in a photoshoot.



HARRIS' GOLDEN NUGGETS

- Followed in his father's football career path, as Mike Harris played defensive back at the University of Florida for four years (1994-97).
- In high school, Harris participated in Nike Football's "The Opening" series, which according to Nike are "the only national camp that offers athletes state-of-the-art education in both Nike Football Training and position-specific football from respected position coaches, while improving each player who attends, and does all of this free of cost to attendees."
- Harris grew up with former Gator teammates CB Duke Dawson, who was drafted in 2nd round of the 2018 NFL Draft by the New England Patriots, and S Keanu Neal, who was drafted in the first round of the 2016 NFL Draft by the Atlanta Falcons. All three played on 7-on-7 team, the Rat Pak, that was coached by 8-year NFL veteran Keiwan Ratliff.

HARRIS' GAME-BY-GAME

2018

Date	Opp	W/L	P/S	Tot	Sol	Ast	Sk	Yds	Int	Yds	PD	FF	FR	Yds
Sep 9	at Min	L		INJURED RESERVE (Hamstring)										
Sep 16	Det	W		INJURED RESERVE (Hamstring)										
Sep 23	at KC	L		INJURED RESERVE (Hamstring)										
Sep 30	at LAC	L		INJURED RESERVE (Hamstring)										
Oct 7	Arz	L		INJURED RESERVE (Hamstring)										
Oct 15	at GB	L		INJURED RESERVE (Hamstring)										
Oct 21	LAR	L		INJURED RESERVE (Hamstring)										
Oct 28	at Arz	L		INJURED RESERVE (Hamstring)										
ACTIVATED FROM THE INJURED RESERVE LIST ON 11/1														
Nov 1	Oak	W	1/0	2	2	0	0.0	0.0	0	0	0	0	0	0
Nov 12	NYG	L	1/0	0	0	0	0.0	0.0	0	0	0	0	0	0
Nov 25	at TB	L	1/0	1	1	0	0.0	0.0	0	0	0	0	0	0
Dec 2	at Sea	L	1/1	4	2	2	0.0	0.0	0	0	0	0	0	0
Dec 9	Den	W	1/1	7	5	2	0.0	0.0	0	0	0	0	0	0
Dec 16	Sea	W	1/1	6	6	0	0.0	0.0	0	0	0	0	0	0
Dec 23	Chi	L	1/1	5	4	1	0.0	0.0	0	0	0	0	0	0
Dec 30	at LAR													
TOTALS			7/4	25	20	5	0.0	0.0	0	0	0	0	0	0



GOLDMINE (CONTINUED)

- Harris and his fellow rookies participated in the annual 49ers Mentorship Academy on September 18, 2018. The Mentorship Academy, partnering with USA Football, is a three-step program designed to provide high school football players with the opportunity to develop the skills necessary to succeed and be leaders on and off the field. The rookie class invited the high schoolers to the team facility, where they shared opinions and lessons over a meal and fun competitions.



- Harris notes that his mother, Andrea Tate, is the most influential person in his life. He maintains that since an early age, she gave him the best advice he has ever received, which is having the ability to believe in yourself and not quit something that you start. "I've been through a lot of things, but it's about pushing through and facing adversity," Harris said.
- On the top of Harris' bucket list is a trip to Dubai. He has an interest in the city, and would like to experience the culture, try new food, travel on a camel's back and ride dune buggies in the desert hills.

HARRIS' CAREER STATISTICS

YEAR	TEAM	GP	GS	TACKLES					YDS	INTERCEPTIONS					PD	FUMBLES		
				TOT	SOL	AST	SACKS	INT		YDS	LG	TD	FF	FR		YDS		
2018	SF	7	4	25	20	5	0.0	0.0	0	0	—	0	0	0	0	0	0	
TOTALS		7	4	25	20	5	0.0	0.0	0	0	—	0	0	0	0	0	0	

Additional Statistics:

Special Teams Tackles — 4: 2018 (4)

Milestones:

NFL Debut: vs. Oak. (11/1/18); **First Start:** at Sea. (12/2/18)

HARRIS' CAREER HIGHS

Total Tackles: 7 vs. Den. (12/9/18)

Assists: 2 (2 times) Last vs. Den. (12/9/18)

Solo: 6 vs. Sea. (12/16/18)

HARRIS' TRANSACTIONS

Originally a 6th-round (184th overall) draft choice by SF in 2018...Placed on the Injured Reserve List on 9/3/18...Placed on the Injured Reserve/Designated for Return List on 10/17/18...Activated from the Injured Reserve List on 11/1/18.



COLLEGE

Played in 37 games (9 starts) in five years at Florida and registered 102 tackles, 4.0 TFLs, 1.0 sack, 2 INTs, 1 FF, 1 FR and 3 PDs. In 2016, was named to the SEC Academic Honor Roll. Played in 13 games (8 starts) and tallied 73 tackles, 4.0 TFLs, 1.0 sack, 2 INTs, 1 FF, 1 FR and 3 PDs. Also returned a FR for a TD on special teams. As a sophomore, played in 12 games (1 start) and notched 22 tackles. In 2014, played in all 12 games and recorded 7 tackles. Redshirted in 2013.



PERSONAL

- Attended Dr. Phillips (Orlando, FL) HS, where he registered 52 tackles and 8 PDs as a senior and was selected to the 2013 Under Armour All-American Game.
- His father, Mike Harris, played DB at the University of Florida from 1994-97.
- Born Marcell Harris (6/9/94) in Orlando, FL.
- Graduated from Florida with a bachelor's degree in liberal arts and science.

INJURY REPORT

2018: Placed on the Injured Reserve List on 9/3 with a hamstring injury.



40

LS

COLIN HOLBA

6-4 || 248 || LOUISVILLE

7.8.94 || LOUISVILLE, KY || 2ND YEAR || ACQUIRED FA IN '18

GOLDMINE

- Holba served as a substitute teacher for the Shelby County School District (KY) after the Steelers waived him prior to the 2017 season. Holba got into substitute teaching after he began to look for a way to occupy his time while searching for his next team. He took the advice of his mother, DeAnn, who is also a teacher. "It was very humbling because the kids are like, 'Oh, you must not have been that good if you're back here in high school,'" Holba joked. After Jacksonville signed him two months into the school year, his students had the opportunity to watch Holba and the Jaguars hit a winning stretch and fall a few plays short of reaching Super Bowl LII. "It kind of hit me when I got there. I knew it was an amazing opportunity," Holba said. John Leeper, the director of personnel at Shelby Schools, felt the same way for his students. "A child can have a teacher in the classroom with them, a substitute teacher like Colin, and then go home that evening and sit down, finish their homework and get out the video game and get to be Colin Holba in the video game."

HOLBA'S GOLDEN NUGGETS

- Comes from a football family, as his uncle, John Holba, played QB at Ohio University and Western Michigan, and his cousin, Andrew Holba, played on the offensive line at the Air Force Academy.
- Did not make the University of Louisville baseball team after serving as a student manager his freshman year. But, the next year, tried out for the football program and ended up making the team, earning a scholarship and later, a chance at the NFL.



HOLBA'S CAREER STATISTICS

GAMES/STARTS – 10/0: 2017 (7/0); 2018 (3/0)**Additional Statistics:****Special Teams Tackles – 1:** 2017 (1)**Milestones:****NFL Debut:** at Cle. (11/19/17)

HOLBA'S TRANSACTIONS

Originally a 6th-round (213th overall) draft choice by Pit. in 2017...Waived by Pit. on 9/2/17...Signed by Jax. on 11/14/17...Waived by Jax. on 6/14/18...Signed a two-year deal with SF on 12/5/18.



2017 (JACKSONVILLE)

- After signing with Jax. on 11/14, appeared in 7 games as the team's long snapper and registered 1 special teams tackle.

COLLEGE

Appeared in 26 games and recorded 3 special teams tackles at LS during his three-year career (2014-16) career at Louisville. As a senior in 2016, served as the team's long snapper in all 13 games and registered 2 special teams tackles. Appeared in 12 games as a junior in 2015 and tallied 1 special teams tackle. Played in just 1 game as a sophomore in 2014.

PERSONAL

- Graduated from Eastern (Louisville, KY) HS, where he served as the team's long snapper in two seasons of varsity football.
- Played three seasons of baseball at Eastern, and produced the team's best ERA as a pitcher his senior year.
- Son of Paul and DeAnn Holba.
- Born Colin Holba (7/8/94) in Louisville, KY.



35

DB

GODWIN IGWEBUIKE

6-0 || 212 || NORTHWESTERN

9.10.94 || PICKERINGTON, OH || ROOKIE || ACQUIRED WAI IN '18 - TB

2018 HIGHLIGHTS

- Made his NFL debut at NYG (11/18) as a member of the Buccaneers and saw action on special teams.

GOLDMINE

- Igwebuike is a talented singer, and was part of a group, Graffiti Lake, while attending Northwestern. Graffiti Lake could be seen playing as an opening act for bands like the Freddy Jones Band at venues around the Evanston, Illinois, area. "Godwin is just as talented with music as he is on the field," Graffiti Lake guitarist and former Northwestern LB Jaylen Prater said. "Stepping out to that platform and being able to show and express the hard work that's been done in the dark, it's gratification, the same feeling of fulfillment," Igwebuike said.

IGWEBUIKE'S GOLDEN NUGGETS

- His last name is pronounced ig-why-BYOO-kay.
- Igwebuike's father's first cousin, Donald, was drafted by the Buccaneers in 1985 and kicked for the team for five seasons. He currently ranks 4th in all-time scoring in Buccaneers history.

IGWEBUIKE'S GAME-BY-GAME

2018 (Tampa Bay/San Francisco)

Date	Opp	W/L	P/S	Tot	Sol	Ast	Sk	Yds	Int	Yds	PD	FF	FR	Yds
WITH TB														
Sep 9	at NO	W	—	PRACTICE SQUAD	—	—	—	—	—	—	—	—	—	—
Sep 16	Phi	W	—	PRACTICE SQUAD	—	—	—	—	—	—	—	—	—	—
Sep 24	Pit	L	—	PRACTICE SQUAD	—	—	—	—	—	—	—	—	—	—
Sep 30	at Chi	L	—	PRACTICE SQUAD	—	—	—	—	—	—	—	—	—	—
Oct 14	at Atl	L	—	PRACTICE SQUAD	—	—	—	—	—	—	—	—	—	—
Oct 21	Cle	W	—	PRACTICE SQUAD	—	—	—	—	—	—	—	—	—	—
Oct 28	at Cin	L	—	PRACTICE SQUAD	—	—	—	—	—	—	—	—	—	—
Nov 4	at Car	L	—	PRACTICE SQUAD	—	—	—	—	—	—	—	—	—	—
Nov 11	Was	L	—	PRACTICE SQUAD	—	—	—	—	—	—	—	—	—	—
PROMOTED TO TB ACTIVE ROSTER ON 11/16														
Nov 18	at NYG	L	1/0	0	0	0	0.0	0.0	0	0	0	0	0	0
Nov 25	SF	W	—	INACTIVE	—	—	—	—	—	—	—	—	—	—
WAIVED BY TB ON 11/26														
CLAIMED OFF WAIVERS BY SF ON 11/27														
Dec 2	at Sea	L	1/0	0	0	0	0.0	0.0	0	0	0	0	0	0
Dec 9	Den	W	1/0	0	0	0	0.0	0.0	0	0	0	0	0	0
Dec 16	Sea	W	1/0	0	0	0	0.0	0.0	0	0	0	0	0	0
Dec 23	Chi	L	1/0	0	0	0	0.0	0.0	0	0	0	0	0	0
Dec 30	at LAR													
TOTALS			5/0	0	0	0	0.0	0.0	0	0	0	0	0	0

IGWEBUIKE'S CAREER STATISTICS

				TACKLES				INTERCEPTIONS						FUMBLES		
YEAR	TEAM	GP	GS	TOT	SOL	AST	SACKS	YDS	INT	YDS	LG	TD	PD	FF	FR	YDS
2018	TB/SF	5	0	0	0	0	0.0	0.0	0	0	—	0	0	0	0	0
TOTALS		5	0	0	0	0	0.0	0.0	0	0	—	0	0	0	0	0

Additional Statistics:

Special Teams Tackles – 1: 2018 (1)

Milestones:

NFL Debut: at NYG (11/18/18)

IGWEBUIKE'S TRANSACTIONS

Originally signed as an undrafted free agent by TB on 4/30/18...Waived by TB on 9/1/18...Signed to TB practice squad on 9/2/18...Promoted to TB active roster on 11/16/18...Waived by TB on 11/26/18...Claimed off waivers by SF on 11/27/18.



COLLEGE

Appeared in 50 games (43 starts) and recorded 324 tackles, 31 PDs and 7 INTs during his four seasons at Northwestern. As a senior, earned Second-Team All-Big Ten honors for the second consecutive year after registering 78 tackles, 2 INTs and a team-high 9 PDs. Started all 13 games in 2016 and tallied 108 tackles and 2 INTs. As a sophomore in 2015, started all 13 games and recorded 87 tackles and 5 PDs. Played in 11 games as a redshirt freshman in 2014 and registered 51 tackles, 6 PDs and 3 INTs. Redshirted as a true freshman in 2013.

PERSONAL

- Attended Pickerington North (OH) HS, where he led his team to a Regional 3 DI championship as a senior.
- Named the *Columbus Dispatch* All-Metro Offensive Player of the Year as a senior after registering 1,985 rushing yds. and 29 TDs. Added 79 tackles, 5 INTs and 2 FFs on the defensive side of the ball.
- Son of Leo and Ebony Igwebuike.
- Born Godwin Eric Igwebuike (9/10/94) in Pickerington, OH.
- Majored in learning and organizational change at Northwestern.



13

WR

RICHIE JAMES JR.

5-9 || 185 || MIDDLE TENNESSEE STATE

9.5.95 || SARASOTA, FL || ROOKIE || ACQUIRED D-7B IN '18

2018 HIGHLIGHTS

- Made his 1st career start vs. Arz. (10/7) and also registered his 1st career recept. on a 7-yd. pass from QB C.J. Beathard.
- Registered career highs in recepts. (2), rec. yds. (60) and long recept. (53) vs. Oak. (11/1).
- Registered a 97-yd. kickoff return for a TD vs. Sea. (12/16). It marked the first time a member of the 49ers has registered a kickoff return for a TD since WR Tedd Ginn Jr. registered a 102-yd. kickoff return for a TD vs. Sea. (9/11/11). Became the first 49ers rookie to register a kickoff return for a TD since 1981 [RB Amos Lawrence - 92-yd. KR TD at LAR (11/22/81)]. His kickoff return for a TD was just the 4th in the NFL this season (Jakeem Grant, Mia.; Darius Jennings, Ten. & Cordarrelle Patterson, NE).

GOLDMINE

- NFL players had the opportunity to participate in the NFL's annual My Cause, My Cleats campaign during a designated home game between Weeks 13-15. James Jr. and his teammates represented their respective causes with custom-designed cleats in an effort to raise awareness and funding.



JAMES JR.'S GOLDEN NUGGETS

- Finished his collegiate career as Middle Tennessee State's all-time leader in recepts. (244), rec. yds. (3,261) and TD recepts. (23).
- On November 26, 2016, James became the sixth player in NCAA FBS history to have 200 yds. rushing and 100 rec. yds. in a game with 207 rushing yds. and 120 rec. yds. vs. Florida Atlantic.

GOLDMINE (CONTINUED)

- James Jr. and his fellow rookies participated in the annual 49ers Mentorship Academy on September 18, 2018. The Mentorship Academy, partnering with USA Football, is a three-step program designed to provide high school football players with the opportunity to develop the skills necessary to succeed and be leaders on and off the field. The rookie class invited the high schoolers to the team facility, where they shared opinions and lessons over a meal and fun competitions.



JAMES JR.'S GAME-BY-GAME

2018

Date	Opp	W/L	P/S	Rec	Yds	Avg	Lg	TD
Sep 9	at Min	L	—	—	INACTIVE	—	—	—
Sep 16	Det	W	1/0	0	0	—	—	0
Sep 23	at KC	L	—	—	INACTIVE	—	—	—
Sep 30	at LAC	L	—	—	INACTIVE	—	—	—
Oct 7	Arz	L	1/1	1	7	7.0	7	0
Oct 15	at GB	L	1/0	0	0	—	—	0
Oct 21	LAR	L	1/0	0	0	—	—	0
Oct 28	at Arz	L	1/0	0	0	—	—	0
Nov 1	Oak	W	1/0	2	60	30.0	53	0
Nov 12	NYG	L	1/0	0	0	—	—	0
Nov 25	at TB	L	1/0	2	27	13.5	19	0
Dec 2	at Sea	L	1/0	0	0	—	—	0
Dec 9	Den	W	1/0	0	0	—	—	0
Dec 16	Sea	W	1/0	0	0	—	—	0
Dec 23	Chi	L	1/0	1	4	4.0	4	0
Dec 30	at LAR							
TOTALS			12/1	6	98	16.3	53	0

2018 Returns

Date	Opp	KR	Yds	Avg	Lg	TD	PR	FC	Yds	Avg	Lg	TD
Sep 9	at Min	0	0	—	—	0	0	0	0	—	—	0
Sep 16	Det	0	0	—	—	0	0	0	0	—	—	0
Sep 23	at KC	0	0	—	—	0	0	0	0	—	—	0
Sep 30	at LAC	0	0	—	—	0	0	0	0	—	—	0
Oct 7	Arz	1	32	32.0	32	0	0	0	0	—	—	0
Oct 15	at GB	4	108	27.0	32	0	1	2	0	0.0	0	0
Oct 21	Arz	1	21	21.0	21	0	1	1	6	6.0	6	0
Oct 28	at Arz	2	52	26.0	31	0	3	1	32	10.7	15	0
Nov 1	Oak	0	0	—	—	0	1	2	6	6.0	6	0
Nov 12	NYG	0	0	—	—	0	1	1	23	23.0	23	0
Nov 25	at TB	3	44	14.7	26	0	2	2	6	3.0	6	0
Dec 2	at Sea	4	109	27.3	42	0	2	1	2	1.0	2	0
Dec 9	Den	3	46	15.3	20	0	1	0	0	0.0	0	0
Dec 16	Sea	2	113	56.5	97t	1	0	0	0	—	—	0
Dec 23	Chi	2	30	15.0	16	0	0	0	0	—	—	0
Dec 30	at LAR											
TOTALS		22	555	25.2	97t	1	12	10	75	6.3	23	0



GOLDMINE (CONTINUED)

- While in high school, James' head coach invited him into his office and asked that he convert to QB and become the leader of their team. He responded by becoming more outspoken as a person and leading his school to their first playoff appearance in eight years.

- As a youth in Sarasota, FL, James faced a handful of hurdles growing up in a rough environment. James notes that while a majority of his classmates took a different route than he did, he was able to make it out of his tough upbringing by taking the more positive route and maintaining his focus on his craft. "I've always had that independent mindset," James said. "I've learned from being out on the streets, and what you really should be doing."

JAMES JR.'S CAREER STATISTICS

YEAR	TEAM	GP	GS	RECEIVING					TD	RUSHING				
				NO	YDS	AVG	LG	ATT		YDS	AVG	LG	TD	
2018	SF	12	1	6	98	16.3	53	0	0	0	—	—	0	
TOTALS		12	1	6	98	16.3	53	0	0	0	—	—	0	

YEAR	TEAM	NO	YDS	AVG	LG	TD	KICKOFF RETURNS				NO	FC	YDS	AVG	LG	TD
							YDS	AVG	LG	TD						
2018	SF	22	555	25.2	97t	1					12	10	75	6.3	23	0
TOTALS		22	555	25.2	97t	1					12	10	75	6.3	23	0

Additional Statistics:

Fumbles—Lost — 2—1: 2018 (2—1)

Special Teams Tackles — 1: 2018 (1)

Special Teams Fumble Recoveries — 1: 2018 (1)

Milestones:

NFL Debut: vs. Det. (9/16/18); **First Start:** vs. Arz. (10/7/18); **First Reception:** vs. Arz. (10/7/18 — 7-yd. pass from QB C.J. Beathard); **First Kickoff Return:** vs. Arz. (10/7/18 — 32 yd. KOR); **First Punt Return:** at GB (10/15/18 — 0-yd. PR); **Kickoff Return TD:** 1 vs. Sea. (12/16/18 — 97 yds.)

JAMES JR.'S CAREER HIGHS

Receptions: 2 (2 times) Last at TB (11/25/18)

Receiving Yards: 60 vs. Oak. (11/1/18)

Long Reception: 53 vs. Oak. (11/1/18)

Punt Returns: 3 at Arz. (10/28/18)

Punt Return Yards: 32 at Arz. (10/28/18)

Long Punt Return: 23 vs. NYG (11/12/18)

Kick Returns: 4 (2 times) Last at Sea. (12/2/18)

Kick Return Yards: 113 vs. Sea. (12/16/18)

Kick Return Long: 97t vs. Sea. (12/16/18)

JAMES JR.'S TRANSACTIONS

Originally a 7th-round (240th overall) draft choice by SF in 2018.



COLLEGE

Played in 31 games in three seasons at Middle Tennessee State and registered 244 receptions for 3,261 yds. and 23 TDs while adding 60 rushing attempts for 542 yds. and 5 TDs. Finished his career ranked 1st in school history in receptions (244), rec. yds. (3,261) and TD receptions (23). Recorded at least 1 reception in all 31 games played. A team captain in 2017, played in 5 games and notched 31 receptions for 290 yds. and 3 TDs. As a sophomore, earned First-Team All-Conference USA. Played in all 13 games and tallied 105 receptions for a school record 1,625 yds. and 12 TDs while rushing for 339 yds. and 4 TDs on 38 attempts. In 2015, named First-Team Freshman All-America by the Football Writers Association of America and USA Today. Also earned First-Team All-Conference USA honors and was selected to the Conference USA All-Freshman Team. Played in all 13 games and registered 108 receptions for 1,346 yds. and 8 TDs. Set the single-season Middle Tennessee State and Conference USA freshman records in receptions (108) and rec. yds. (1,346). His 108 receptions ranked 3rd nationally and 4th in Conference USA history. Redshirted in 2014.



PERSONAL

- Attended Riverview (Sarasota, FL) HS, where he played QB as a senior and was named honorable mention all-state for Class 8A as an athlete by the Orlando Sentinel.
- Named honorable mention all-Southwest Florida Regional Elite Team in 2013 after passing for 442 yds. and 7 TDs to go along with 1,044 rushing yds. and 15 TDs.
- As a junior, tallied 49 receptions for 727 yds. and 7 TDs.
- Was a member of the track team and competed in the 400 meters, long jump, triple jump and 4x400 relay.
- Born Richard Rhondel James Jr. (9/5/95) in Sarasota, FL.
- Majored in concrete industry management.



93 D.J. JONES

DL

6-0 || 321 || MISSISSIPPI

1.19.95 || PIEDMONT, SC || 2ND YEAR || ACQUIRED D-6A IN '17

GOLDMINE

- D.J.'s father, "Big Dave," owns a cooking and catering business which is based around his two sauces, Big Dave's Texas Red and Big Dave's All-American Hawaiian Bold Gold.



- NFL players had the opportunity to participate in the NFL's annual My Cause, My Cleats campaign during a designated home game between Weeks 13-15. Jones and his teammates represented their respective causes with custom-designed cleats in an effort to raise awareness and funding.



JONES' GOLDEN NUGGETS

- Jones transferred to Ole Miss following two seasons (2013-14) at East Mississippi Community College (Scooba, MS), the school that was featured in the 2016 Netflix documentary "Last Chance U".
- After playing in every game of his junior season with the Rebels, Jones earned the Jeff Hamm Memorial Award as the Rebels' most improved defensive player in the spring of 2016.

JONES' GAME-BY-GAME

2018

Date	Opp	W/L	P/S	Tot	Sol	Ast	Sk	Yds	Int	Yds	PD	FF	FR	Yds
Sep 9	at Min	L	1/0	2	2	0	0.0	0.0	0	0	0	0	0	0
Sep 16	Det	W	1/0	0	0	0	0.0	0.0	0	0	0	0	0	0
Sep 23	at KC	L	1/0	1	0	1	0.0	0.0	0	0	0	0	0	0
Sep 30	at LAC	L	1/0	1	0	1	0.0	0.0	0	0	0	0	0	0
Oct 7	Arz	L	—	—	—	—	INACTIVE	—	—	—	—	—	—	—
Oct 15	at GB	L	—	—	—	—	INACTIVE	—	—	—	—	—	—	—
Oct 21	LAR	L	—	—	—	—	INACTIVE	—	—	—	—	—	—	—
Oct 28	at Arz	L	—	—	—	—	INACTIVE	—	—	—	—	—	—	—
Nov 1	Oak	W	1/0	0	0	0	0.0	0	0	0	0	0	0	0
Nov 12	NYG	L	1/0	0	0	0	0.0	0	0	0	0	0	0	0
Nov 25	at TB	L	—	—	—	—	INACTIVE	—	—	—	—	—	—	—
Dec 2	at Sea	L	—	—	—	—	INACTIVE	—	—	—	—	—	—	—
Dec 9	Den	W	1/1	4	2	2	0.0	0	0	0	0	0	0	0
Dec 16	Sea	W	1/1	2	1	1	0.0	0	0	0	0	0	0	0
Dec 23	Chi	L	1/1	3	2	1	0.0	0	0	0	0	0	0	0
Dec 30	at LAR													
TOTALS			9/3	13	7	6	0.0	0	0	0	0	0	0	0

GOLDMINE (CONTINUED)

- The 49ers worked alongside the humanitarian-relief organization Convoy of Hope on December 4, 2018, and hosted 1,500 guests in-need from Bay Area nonprofits and schools at Levi's® Stadium for a free holiday resource fair. Jones and his 49ers teammates distributed groceries, toys, books, shoes and other holiday offerings to the guests. The attendees also received haircuts, utilized health resources and took family portraits or professional headshots. Convoy of Hope is a nonprofit organization that directs children's feeding initiatives, hosts community outreach programs and provides disaster response resources to those in need in the Bay Area and throughout the world.





GOLDMINE (CONTINUED)

- Jones and his teammates joined Levi's in support of breast, colon and pediatric cancer warriors at the Crucial Catch Fashion Show presented by Dignity Health on October 2, 2018. 49ers players and cancer warriors took to the runway to show off their attire and share their stories of strength and courage with the audience.



- Jones transferred to Ole Miss following two seasons (2013-14) at East Mississippi Community College (Scooba, MS), the school that was featured in the 2016 Netflix documentary "Last Chance U". During his two seasons in Scooba, Jones helped lead EMCC to a 24-0 record and back-to-back NJCAA National Championships. Prior to transferring, Jones was listed as the No. 3 junior college prospect in the country by 247sports.com and ESPN.com.
- During the 2017 offseason, Jones took on the role of weatherman for FOX Carolina News. He even sounded the part, speaking of a hot day, "Drink water. Get some fluids in you."
- After transferring, Jones immediately became one of the strongest Rebels. According to NFL.com, he benched 440 pounds, squatted 650 pounds and had a max clean of 330 pounds when he finished his time at East Mississippi Community College.

JONES' CAREER STATISTICS

YEAR	TEAM	GP	GS	TACKLES			SACKS	YDS	INT	INTERCEPTIONS				PD	FUMBLES		
				TOT	SOL	AST				YDS	LG	TD			FF	FR	YDS
2017	SF	9	0	10	8	2	0.0	0.0	0	0	—	0	1	0	0	0	0
2018	SF	9	3	13	7	6	0.0	0.0	0	0	—	0	0	0	0	0	0
TOTALS		18	3	23	15	8	0.0	0.0	0	0	—	0	1	0	0	0	0

Milestones:

NFL Debut: vs. Car. (9/10/17); **First Start:** vs. Den. (12/9/18)

JONES' CAREER HIGHS

Total Tackles: 4 (2 times) Last vs. Den. (12/9/18)

Solo: 4 vs. Dal. (10/22/17)

Assists: 2 (2 times) Last vs. Den. (12/9/18)

Passes Defensed: 1 at Sea. (9/17/17)

JONES' TRANSACTIONS

Originally the first of two 6th-round (198th overall) draft choices by SF in 2017.



2017

- Played in 9 games and registered 10 tackles, including a career-high 4 tackles vs. Dal. (10/22).

COLLEGE

In two seasons at Ole Miss, played in 25 games (15 starts) and registered 70 tackles, 6.0 sacks, 8.5 TFLs, 1 INT, 1 FF, 1 FR and 1 PD. In 2016, started all 12 games and tallied 30 tackles, 2.0 sacks, 3.0 TFLs, 1 INT and 1 FR. As a junior, played in 13 games (3 starts) and notched 40 tackles, 4.0 sacks, 5.5 TFLs and 1 FF. Began his collegiate career at East Mississippi Community College in Scooba, MS. A two-year starter, helped guide East Mississippi to a 24-0 record and two NJCAA national championships. As a sophomore, earned MACJC all-region and all-state honors. Played in 12 games and recorded 29 tackles, 4.0 sacks, 8.5 TFLs and 2 FFs. In 2013, played in 12 games and registered 49 tackles, 8.0 sacks, 5.0 TFLs and 1 FF.

PERSONAL

- Attended Wren (Piedmont, SC) HS, and was a Shrine Bowl of the Carolinas participant as a senior.
- Also played basketball and threw discus and shot put on the track & field team.
- Born David Oliver Jones (1/19/95) in Piedmont, SC.
- Majored in general studies.

INJURY REPORT

2017: Inactive vs. Arz. (11/5) with a knee injury.

JONES' GAME-BY-GAME

2017

Date	Opp	W/L	P/S	Tot	Sol	Ast	Sk	Yds	Int	Yds	PD	FF	FR	Yds
Sep 10	Car	L	1/0	1	1	0	0.0	0.0	0	0	0	0	0	0
Sep 17	at Sea.	L	1/0	1	1	0	0.0	0	0	0	1	0	0	0
Sep 21	LAR	L	1/0	0	0	0	0.0	0	0	0	0	0	0	0
Oct 1	at Arz	L	1/0	0	0	0	0.0	0	0	0	0	0	0	0
Oct 8	at Ind	L	1/0	2	0	2	0.0	0	0	0	0	0	0	0
Oct 15	at Was	L	1/0	2	2	0	0.0	0	0	0	0	0	0	0
Oct 22	Dal	L	1/0	4	4	0	0.0	0	0	0	0	0	0	0
Oct 29	at Phi	L	1/0	0	0	0	0.0	0	0	0	0	0	0	0
Nov 5	Arz	L	—	—	—	—	INACTIVE (Knee)	—	—	—	—	—	—	—
Nov 12	NYG	W	1/0	0	0	0	0.0	0	0	0	0	0	0	0
Nov 26	Sea	L	—	—	—	—	INACTIVE	—	—	—	—	—	—	—
Dec 3	at Chi	W	—	—	—	—	INACTIVE	—	—	—	—	—	—	—
Dec 10	at Hou	W	—	—	—	—	INACTIVE	—	—	—	—	—	—	—
Dec 17	Ten	W	—	—	—	—	INACTIVE	—	—	—	—	—	—	—
Dec 24	Jax	W	—	—	—	—	INACTIVE	—	—	—	—	—	—	—
Dec 31	at LAR	W	—	—	—	—	INACTIVE	—	—	—	—	—	—	—
TOTALS			9/0	10	8	2	0.0	0	0	0	1	0	0	0



44
—
FB

KYLE JUSZCZYK

6-1 || 240 || HARVARD

4.23.91 || LODI, OH || 6TH YEAR || ACQUIRED FA IN '17

AWARDS & HONORS

2016: AFC Pro Bowl

2017: Bill Walsh Award, NFC Pro Bowl, 49ers Community Relations Youth Football Award

2018: NFC Pro Bowl



CAREER HIGHLIGHTS

- Led all FBs in 2015 after registering career highs in recpts. (41), rec. yds. (321) and rec. TDs (4) for a Ravens offense that set a single-season team-record in net passing yds. (4,271).
- In 2016, finished with 37 recpts. for 266 yds. and was selected to his 1st career Pro Bowl.

2018 HIGHLIGHTS

- Connected on a career-long 56-yd. recept. from QB Jimmy Garoppolo at Min. (9/9).
- Caught a 35-yd. TD recept. from QB Jimmy Garoppolo at KC (9/23). It marked his first TD recept. of the year and the longest TD recept. of his career.
- Tied his career-high with 6 recpts. for 75 yds. and also tied his career-long with a 12-yd. run vs. Arz. (10/7).

GOLDMINE

- NFL players had the opportunity to participate in the NFL's annual My Cause, My Cleats campaign during a designated home game between Weeks 13-15. Juszczyk and his teammates represented their respective causes with custom-designed cleats in an effort to raise awareness and funding.



- After signing with the 49ers during 2017 free agency, Juszczyk was quickly viewed as more than a fullback by general manager John Lynch. Said Lynch of Juszczyk, "He's an O.W. So, if you see O.W., that stands for 'offensive weapon.' We saw an offensive weapon that this guy (head coach Kyle Shanahan) is thrilled to be able to use in a number of different capacities and I think that kind of is symbolic of our approach."

JUSZCZYK'S GOLDEN NUGGETS

- His last name is pronounced YOOZ-check.
- Named the recipient of the 2017 Bill Walsh Award, which was established in 2004 in honor of San Francisco's Hall of Fame Head Coach. The award, which is voted on by the coaching staff, is given to the 49er who has best represented the standard of professional excellence established by Walsh. Walsh served as the team's head coach for 10 seasons from 1979-88. In that time, he compiled a record of 102-63-1 and led the team to three Super Bowls. He was twice named Coach of the Year (1981, 1984) and was later named Coach of the Decade for the 1980s.
- Admires former U.S. Navy SEAL, Marcus Luttrell, who was awarded the Navy Cross Purple Heart for his actions of bravery.
- Each offseason, Juszczyk likes to build at least one piece of furniture with his hands. His most recent piece of furniture assembled was a farmhouse-style kitchen table.
- In search of his favorite pregame meal, Juszczyk settled on filet minion with sweet potatoes and spaghetti with scrambled eggs, a meal he describes as, "The perfect combination of protein and the right carbs before a game."
- His great uncle, Rich "Dickie" Moore, played DT at Villanova University before being selected by the Green Bay Packers in the first round (12th overall) of the 1969 NFL Draft.

JUSZCZYK'S GAME-BY-GAME

2018

Date	Opp	W/L	P/S	Rsh	Yds	Avg	Lg	TD	Rec	Yds	TD
Sep 9	at Min	L	1/1	0	0	—	—	0	1	56	0
Sep 16	Det	W	1/1	0	0	—	—	0	3	13	0
Sep 23	at KC	L	1/1	0	0	—	—	0	2	38	1
Sep 30	at LAC	L	1/1	0	0	—	—	0	2	15	0
Oct 7	Arz	L	1/1	1	12	12.0	12	0	6	75	0
Oct 15	at GB	L	1/1	0	0	—	—	0	3	30	0
Oct 21	LAR	L	1/1	1	-5	-5.0	-5	0	2	18	0
Oct 28	at Arz	L	1/1	2	10	5.0	6	0	0	0	0
Nov 1	Oak	W	1/1	1	1	1.0	1	0	2	10	0
Nov 12	NYG	L	1/0	1	3	3.0	3	0	2	10	0
Nov 25	at TB	L	1/1	0	0	—	—	0	0	0	0
Dec 2	at Sea	L	1/0	0	0	—	—	0	3	20	0
Dec 9	Den	W	1/1	0	0	—	—	0	2	21	0
Dec 16	Sea	W	1/1	0	0	—	—	0	1	3	0
Dec 23	Chi	L	1/1	0	0	—	—	0	0	0	0
Dec 30	at LAR										
TOTALS				15/13	6	21	3.5	12	0	29	309 1



GOLDMINE (CONTINUED)

- In February of 2017, Juszczyk spoke at the 28th Annual banquet for the Hanover (PA) Rotary Club. He helped recognize 16 scholar-athletes from Hanover, Delone Catholic, South Western and Spring Grove in Pennsylvania. The event raised money for the Hanover Rotary Club to provide funding to local youth organizations.
- During all Week 13 games in 2017, NFL players had the chance to share the causes that are important to them as part of the NFL's My Cause, My Cleats campaign. "It's not how you act in public that determines your character, but rather how you act when no one is looking," said Juszczyk.



- In 2015, Juszczyk hosted the inaugural Juice's Future All-Stars Camp in Burbank, OH, with all proceeds donated to benefit Crohn's disease research.
- Juszczyk often promotes PLAY 60, the NFL's movement to get children active for at least 60 minutes a day. In 2013, he participated in a PLAY 60 Challenge kickoff assembly at Essex (MD) Elementary School.





JUSZCZYK'S CAREER STATISTICS

YEAR	TEAM	GP	GS	ATT	RUSHING				NO	RECEIVING			
					YDS	AVG	LG	TD		YDS	AVG	LG	TD
2013	BAL	16	0	0	0	—	—	0	0	0	—	—	0
2014	BAL	16	14	0	0	—	—	0	19	182	9.6	33	1
2015	BAL	16	11	2	3	1.5	2	0	41	321	7.8	39	4
2016	BAL	16	7	5	22	4.4	10t	1	37	266	7.2	40	0
2017	SF	14	10	7	31	4.4	12	0	33	315	9.5	44	1
2018	SF	15	13	6	21	3.5	12	0	29	309	10.7	56	1
TOTALS		93	55	20	77	3.9	12	1	159	1,393	8.8	56	7

PLAYOFFS

YEAR	TEAM	GP	GS	ATT	RUSHING				NO	RECEIVING			
					YDS	AVG	LG	TD		YDS	AVG	LG	TD
2014	BAL	2	1	0	0	—	—	0	6	45	7.5	11	0
TOTALS		2	1	0	0	—	—	0	6	45	7.5	11	0

Additional Statistics:

Fumbles – Lost – 5–5: 2014 (2–2); 2017 (2–2); 2018 (1–1)

Special Teams Tackles: Regular Season – 16: 2013 (5); 2014 (3); 2015 (1); 2016 (3); 2017 (3); 2018 (1) **Postseason – 4:** 2014 (4)

Special Teams Fumble Recoveries – 1: 2013 (1)

Kick Returns – 5: 2013 (2); 2014 (2); 2015 (1)

Kick Return Yards – 52: 2013 (17); 2014 (28); 2015 (7)

Tackles – 2: 2018 (2)

Milestones:

NFL Debut: at Den. (9/5/13); **First Start:** vs. Cin. (9/7/14); **First Reception:** Regular Season – at Cle. (9/21/14 – 9-yd. TD pass from QB Joe Flacco);

Postseason – at Pit. (1/3/15 – 7-yd. pass from QB Joe Flacco); **First TD Reception:** at Cle. (9/21/14 – 9-yd. TD pass from QB Joe Flacco); **First Rushing TD:**

at Pit. (12/25/16); **100th Reception:** vs. LAR (9/21/17 – 34-yd. pass from QB Brian Hoyer)

JUSZCZYK'S CAREER HIGHS

Rushes: 2 (3 times) Last at Arz. (10/28/18)

Rushing Yards: 15 at Pit. (12/25/16)

Long Rush: 12 (2 times) Last vs. Arz. (10/7/18)

Rushing TDs: 1 at Pit. (12/25/16)

Receptions: Regular Season – 6 (2 times) Last vs. Arz. (10/7/18);

Postseason – 4 at NE (1/10/15)

Receiving Yards: Regular Season – 76 vs. Jax. (12/24/17); Postseason – 29 at NE (1/10/15)

Long Reception: Regular Season – 56 at Min. (9/9/18); Postseason – 11 at NE (1/10/15)

TD Receptions: 1 (7 times) Last at KC (9/23/18)

JUSZCZYK'S TRANSACTIONS

Originally a 4th-round (130th overall) draft choice by Bal. in 2013...Signed a four-year deal with SF on 3/10/17.



2017 (SAN FRANCISCO)

- Played in 14 games (10 starts) and set career highs in rushing atts. (7) and rushing yds. (31), while adding 33 repts. for 315 yds. and 1 TD.
- Notched a 34-yd. repts. vs. LAR (9/21), marking the 100th repts. of his career.
- Hauled in a 6-yd. TD pass from QB Brian Hoyer at Ind. (10/8), marking his 1st TD repts. of the season and 1st since 1/3/16 at Cin.
- Registered a career-long 44-yd. repts. and set a single-game career-high with 76 rec. yds. vs. Jax. (12/24). His previous career-high was 64 rec. yds. at Hou. (12/10/17).

2016 (BALTIMORE)

- Appeared in all 16 games for the 4th consecutive season. Registered 37 repts. for 266 yds.
- Made his 1st Pro Bowl appearance.
- Set single-game career highs in both repts. (6) and rec. yds. (56) vs. Oak. (10/2).

2015 (BALTIMORE)

- Led all FBs in 2015 after registering career highs in repts. (41), rec. yds. (321) and rec. TDs (4) for a Ravens offense that set a single-season team-record in net passing yds. (4,271).
- Scored his 2nd career TD on an 8-yard repts. from Ravens QB Joe Flacco vs. Cle. (10/11).
- Caught a career-long 39-yd. repts. in the Ravens 29-26 victory vs. SD (11/1).
- Finished with 2 repts. for 18 yds. and 1 TD at Cin. (1/3/16), marking his 5th career rec. TD.

2014 (BALTIMORE)

- Started a career-high 14 games and registered 19 repts. for 182 yds. and 1 TD. Also helped the Ravens establish franchise single-season records in yds. (5,838) and points scored (409).
- Appeared in both postseason contests (one start) and had 6 repts. for 45 yds.
- Made his 1st career start vs. Cin. (9/7).
- Registered postseason career highs in repts. (4) and rec. yds. (29) at NE (1/10/15) (AFC-D). Also helped Ravens RB Justin Forsett rush for 129 yds., the 3rd most in Ravens postseason history.

2013 (BALTIMORE)

- Appeared in all 16 games as a rookie, where he finished with 5 tackles and 1 FR on special teams.

COLLEGE

Finished his career with 125 repts. for 1,576 yds. (12.6 avg.) and 22 TDs. Left Harvard as the school's all-time leader in each category. Earned Associated Press First-Team All-America honors as a senior in 2012 after leading the team with 52 repts. for 706 yds. and 8 TDs. As a junior, led all Ivy League TEs and Harvard receivers with 37 repts. for 512 yds. and 7 TDs, earning First-Team All-Ivy League honors. In 2010, finished with 25 repts. for 234 yds. and a team-high 4 TDs. Appeared in all 10 games as a freshman, as he registered 11 repts. for 124 yds. and 3 TDs.

PERSONAL

- Earned first-team All-Suburban League and All-Medina County honors as a junior and senior at Cloverleaf (Lodi, OH) HS. Played LB, QB, RB, TE and WR during his time at Cloverfield.
- Saw action at LB, QB, RB, TE and WR in high school. He also played basketball and competed in track & field throwing events.
- Participated in the Ohio Math League in high school.
- Enjoys fishing and playing cards in his free time.
- Graduated with a bachelor's degree in economics from Harvard University.

INJURY REPORT

2017: Inactive at Was. (10/15) & vs. Dal. (10/22) with a back injury.



JUSZCZYK'S GAME-BY-GAME

2013 (Baltimore)

Date	Opp	W/L	P/S	Rsh	Yds	Avg	Lg	TD	Rec	Yds	TD
Sep 5	at Den	L	1/0	0	0	—	—	0	0	0	0
Sep 15	Cle	W	1/0	0	0	—	—	0	0	0	0
Sep 22	Hou	W	1/0	0	0	—	—	0	0	0	0
Sep 29	at Buf	L	1/0	0	0	—	—	0	0	0	0
Oct 6	at Mia	W	1/0	0	0	—	—	0	0	0	0
Oct 13	GB	L	1/0	0	0	—	—	0	0	0	0
Oct 20	at Pit	L	1/0	0	0	—	—	0	0	0	0
Nov 3	at Cle	L	1/0	0	0	—	—	0	0	0	0
Nov 10	Cin	W	1/0	0	0	—	—	0	0	0	0
Nov 17	at Chi	L	1/0	0	0	—	—	0	0	0	0
Nov 24	NYJ	W	1/0	0	0	—	—	0	0	0	0
Nov 28	Pit	W	1/0	0	0	—	—	0	0	0	0
Dec 8	Min	W	1/0	0	0	—	—	0	0	0	0
Dec 16	at Det	W	1/0	0	0	—	—	0	0	0	0
Dec 22	NE	L	1/0	0	0	—	—	0	0	0	0
Dec 29	at Cin	L	1/0	0	0	—	—	0	0	0	0
TOTALS			16/0	0	0	—	—	0	0	0	0

2015 (Baltimore)

Date	Opp	W/L	P/S	Rsh	Yds	Avg	Lg	TD	Rec	Yds	TD
Sep 13	at Den	L	1/1	0	0	—	—	0	4	17	0
Sep 20	at Oak	L	1/0	0	0	—	—	0	1	11	0
Sep 27	Cin	L	1/1	0	0	—	—	0	2	11	0
Oct 1	at Pit	W	1/0	0	0	—	—	0	1	3	0
Oct 11	Cle	L	1/0	0	0	—	—	0	3	31	1
Oct 18	at SF	L	1/1	0	0	—	—	0	2	22	0
Oct 26	at Arz	L	1/1	0	0	—	—	0	4	15	1
Nov 1	SD	W	1/1	0	0	—	—	0	1	39	0
Nov 15	Jax	L	1/0	0	0	—	—	0	5	47	0
Nov 22	StL	W	1/1	2	3	1.5	2	0	3	10	0
Nov 30	at Cle	W	1/1	0	0	—	—	0	2	18	0
Dec 6	at Mia	L	1/1	0	0	—	—	0	1	—2	0
Dec 13	Sea	L	1/1	0	0	—	—	0	0	0	0
Dec 20	KC	L	1/1	0	0	—	—	0	5	26	1
Dec 27	Pit	W	1/0	0	0	—	—	0	5	55	0
Jan 3	at Cin	L	1/1	0	0	—	—	0	2	18	1
TOTALS			16/11	2	3	1.5	2	0	41	321	4

2014 (Baltimore)

Date	Opp	W/L	P/S	Rsh	Yds	Avg	Lg	TD	Rec	Yds	TD
Sep 7	Cin	L	1/1	0	0	—	—	0	0	0	0
Sep 11	Pit	W	1/0	0	0	—	—	0	0	0	0
Sep 21	at Cle	W	1/1	0	0	—	—	0	3	54	1
Sep 28	Car	W	1/1	0	0	—	—	0	2	8	0
Oct 5	at Ind	L	1/1	0	0	—	—	0	0	0	0
Oct 12	at TB	W	1/1	0	0	—	—	0	2	29	0
Oct 19	Atl	W	1/1	0	0	—	—	0	1	4	0
Oct 26	at Cin	L	1/1	0	0	—	—	0	1	21	0
Nov 2	at Pit	L	1/1	0	0	—	—	0	1	12	0
Nov 9	Ten	W	1/1	0	0	—	—	0	3	26	0
Nov 24	at NO	W	1/1	0	0	—	—	0	3	21	0
Nov 30	SD	L	1/1	0	0	—	—	0	0	0	0
Dec 7	at Mia	W	1/0	0	0	—	—	0	2	3	0
Dec 14	Jax	W	1/1	0	0	—	—	0	1	4	0
Dec 21	at Hou	L	1/1	0	0	—	—	0	0	0	0
Dec 28	Cle	W	1/1	0	0	—	—	0	0	0	0
TOTALS			16/14	0	0	—	—	0	19	182	1

2016 (Baltimore)

Date	Opp	W/L	P/S	Rsh	Yds	Avg	Lg	TD	Rec	Yds	TD
Sep 11	Buf	W	1/1	1	2	2.0	2	0	2	21	0
Sep 18	at Cle	W	1/0	0	0	—	—	0	1	8	0
Sep 25	at Jax	W	1/1	0	0	—	—	0	1	2	0
Oct 2	Oak	L	1/0	0	0	—	—	0	6	56	0
Oct 9	Was	L	1/1	0	0	—	—	0	3	20	0
Oct 16	at NYG	L	1/1	0	0	—	—	0	4	25	0
Oct 23	at NYJ	L	1/0	0	0	—	—	0	1	2	0
Nov 6	Pit	W	1/0	1	2	2.0	2	0	0	0	0
Nov 10	Cle	W	1/1	1	3	3.0	3	0	2	4	0
Nov 20	at Dal	L	1/0	0	0	—	—	0	3	32	0
Nov 27	Cin	W	1/0	0	0	—	—	0	3	18	0
Dec 4	Mia	W	1/0	0	0	—	—	0	1	6	0
Dec 12	at NE	L	1/1	0	0	—	—	0	3	46	0
Dec 18	Phi	W	1/0	0	0	—	—	0	3	15	0
Dec 25	at Pit	L	1/1	2	15	7.5	10t	1	2	10	0
Jan 1	at Cin	L	1/0	0	0	—	—	0	2	1	0
TOTALS			16/7	5	22	4.4	10t	1	37	266	0

2014 Postseason (Baltimore)

Date	Opp	W/L	P/S	Rsh	Yds	Avg	Lg	TD	Rec	Yds	TD
Jan 3	at Pit	W	1/1	0	0	—	—	0	2	16	0
Jan 10	at NE	L	1/0	0	0	—	—	0	4	29	0
TOTALS			2/1	0	0	—	—	0	6	45	0

2017 (San Francisco)

Date	Opp	W/L	P/S	Rsh	Yds	Avg	Lg	TD	Rec	Yds	TD
Sep 10	Car	L	1/1	1	0	0.0	0	0	2	17	0
Sep 17	at Sea	L	1/1	0	0	—	—	0	0	0	0
Sep 21	LAR	L	1/1	0	0	—	—	0	1	34	0
Oct 1	at Arz	L	1/1	1	8	8.0	8	0	3	15	0
Oct 8	at Ind	L	1/0	1	3	3.0	3	0	2	14	1
Oct 15	at Was	L	—	INACTIVE (Back)			—	—	—	—	—
Oct 22	Dal	L	—	INACTIVE (Back)			—	—	—	—	—
Oct 29	at Phi	L	1/0	1	12	12.0	12	0	0	0	0
Nov 5	Arz	L	1/0	1	5	5.0	5	0	1	5	0
Nov 12	NYG	W	1/1	1	0	0.0	0	0	5	27	0
Nov 26	Sea.	L	1/1	0	0	—	—	0	2	8	0
Dec 3	at Chi.	W	1/1	1	3	3.0	3	0	3	20	0
Dec 10	at Hou.	W	1/1	0	0	—	—	0	3	64	0
Dec 17	Ten	W	1/1	0	0	—	—	0	2	16	0
Dec 24	Jax	W	1/0	0	0	—	—	0	5	76	0
Dec 31	at LAR	W	1/1	0	0	—	—	0	4	19	0
TOTALS			14/10	7	31	4.4	12	0	33	315	1



85
TE

GEORGE KITTLE

6-4 || 250 || IOWA

10.9.93 || NORMAN, OK || 2ND YEAR || ACQUIRED D-5A IN '17

AWARDS & HONORS

2018: NFC Pro Bowl



2018 HIGHLIGHTS

- Ranks 2nd in the NFL among all TEs with 1,228 rec. yds.

MOST REC. YDS. BY A TE IN THE NFL, 2018

	Player	Recepts.	Yds.	Avg.	TDs
1.	Travis Kelce, KC	98	1,274	13.0	10
2.	George Kittle, SF	79	1,228	15.5	4
3.	Zach Ertz, Phi.	113	1,148	10.2	8
4.	Jared Cook, Oak.	63	848	13.5	6
5.	Eric Ebron, Ind.	62	690	11.1	12

- Ranks 2nd in the NFL and 1st among all TEs with 775 yds. after catch.

MOST YDS. AFTER CATCH IN THE NFL, 2018

	Player	Recepts.	Rec. Yds.	YAC
1.	Christian McCaffrey, Car.	106	845	824
2.	George Kittle, SF	79	1,228	775
3.	Saquon Barkley, NYG	87	688	722
4.	James White, NE	83	712	647
5.	Alvin Kamara, NO	81	709	642

- Kittle is 1 of 4 TEs in the NFL to lead their team in rec. yds. this season (Jared Cook, Oak.; Zach Ertz, Phi.; Jordan Reed, Was.).
- He is the first 49ers TE to register 5 games with 90-or-more rec. yds. [90 at Min. (9/9); 125 at LAC (9/30); 98 vs. LAR (10/21); 108 vs. Oak. (11/1); 210 vs. Den. (12/9)] since 2009 [TE Vernon Davis - 96 at Min. (9/27/09); 93 at Hou. (10/25/09); 102 vs. Ten. (11/8/09); 108 at GB (11/22/09); 111 at Sea. (12/6/09)].
- Set single-season career highs in recepts. (79), rec. yds. (1,228) and TDs (4). His 1,228 rec. yds. are the 4th-most by a member of the 49ers since 2000.

MOST REC. YDS. BY A MEMBER OF THE 49ERS, SINCE 2000

	Player	Year	Recepts.	Yds.	TDs
1.	Terrell Owens	2000	97	1,451	13
2.	Terrell Owens	2001	93	1,412	16
3.	Terrell Owens	2002	100	1,300	13
4.	George Kittle	2018	79	1,228	4
5.	Anquan Boldin	2013	85	1,179	7

- Registered a team-high 5 recepts. for 90 yds. at Min. (9/9).
- Helped the 49ers convert their first 2-pt. conversion since 12/24/16 at LAR (QB Colin Kaepernick run) with a recept. from Garoppolo at KC (12/23).
- Registered 6 recepts. for 125 yds. and 1 TD, including an 82-yd. TD recept. from QB C.J. Beathard at LAC (9/30). His 125 rec. yds. are a single-game career high and his 82-yd. TD was the longest by a 49ers TE in franchise history. Kittle's 125 rec. yds. are the most by a 49ers TE since TE Vernon Davis registered 180 rec. yds. vs. Arz. (10/13/13).

KITTLE'S GOLDEN NUGGETS

- His father, Bruce, was an offensive lineman at Iowa where he played in the 1982 Rose Bowl before suffering a career-ending injury in training camp with the Washington Redskins in 1982. Following his football career, Bruce went on to become an assistant coach at Oklahoma University (2010-12), and is currently a criminal-defense attorney.
- Kittle's cousin, Henry Krieger-Coble, signed with the Denver Broncos as an undrafted free agent TE in 2016. The two were teammates at Iowa.
- Showed off his athleticism at the 2017 NFL Combine, ranking third among all tight ends in the 40-yard dash (4.52 seconds) and broad jump (11'0").

KITTLE'S GAME-BY-GAME

2018

Date	Opp	W/L	P/S	Rec	Yds	Avg	Lg	TD
Sep 9	at Min	L	1/1	5	90	18.0	36	0
Sep 16	Det	W	1/1	2	22	11.0	17	0
Sep 23	at KC	L	1/1	5	79	15.8	23	0
Sep 30	at LAC	L	1/1	6	125	20.8	82t	1
Oct 7	Arz	L	1/1	5	83	16.6	45	0
Oct 15	at GB	L	1/1	4	30	7.5	11	0
Oct 21	LAR	L	1/1	5	98	19.6	35	1
Oct 28	at Arz	L	1/1	5	57	11.4	20	0
Nov 1	Oak	W	1/1	4	108	27.0	71	1
Nov 12	NYG	L	1/1	9	83	9.2	22	0
Nov 25	at TB	L	1/1	6	48	8.0	12	0
Dec 2	at Sea	L	1/1	6	70	11.7	28	0
Dec 9	Den	W	1/1	7	210	30.0	85t	1
Dec 16	Sea	W	1/1	3	51	17.0	21	0
Dec 23	Chi	L	1/1	7	74	10.6	35	0
Dec 30	at LAR							
TOTALS			15/15	79	1,228	15.5	85t	4

- Registered 4 recepts. for 108 yds. and 1 TD vs. Oak. (11/1), marking his 2nd 100-yd. game of the season (125 yds. at LAC) and 3rd of his career. Became the first 49ers TE to have multiple 100-yd. games in a single season since TE Vernon Davis in 2011 [118 yds. at StL (1/1/12); 114 at Cin. (9/25/11)].
- Hauled in a career-high 9 recepts. for 83 yds. vs. NYG (11/12).
- Registered 7 recepts. for a career-high 210 yds. and 1 TD vs. Den. (12/9). His 210 rec. yds. are the most in a single game by a TE in franchise history and the 8th-most among all players. His 210 rec. yds. are also the 3rd-most by a TE in a single game in the NFL since 1960.
- Hauled in a career-long 85-yd. TD versus the Broncos, matching the 11th-longest play from scrimmage in franchise history, in addition to matching the 7th-longest pass play in team history [QB Jim Plunkett to RB Delvin Williams - 85t vs. Was. (11/7/76)]. His 85-yd. TD recept. was the longest by a 49ers player since 9/25/05 (QB Tim Rattay to WR Brandon Lloyd - 89t vs. Dal.).



2018 HIGHLIGHTS (CONTINUED)

- According to Elias Sports Bureau, his 210 rec. yds. in the 1st half against Denver were the most in the first half of an NFL game since Seattle Seahawks WR Steve Largent registered 224 rec. yds. in the 1st half at Det. (10/18/87).
- With 210 rec. yds. on the day, became the first 49ers TE to eclipse the 1,000-yd. receiving mark and set the franchise record for most yds. in a single season by a 49ers TE (1,228). He is the first member of the 49ers to register at least 1,000 rec. yds. in a single season since WR Anquan Boldin registered 1,062 rec. yds. in 2014. His 1,103 rec. yds. are the most by a 49ers player since Boldin had 1,179 rec. yds. in 2013.
- Has registered at least 4 receipts. in 12-consecutive team games, the longest streak of his career and the longest by a member of the 49ers since WR Terrell Owens accomplished the feat in Weeks 5-15 of the 2012 season.
- With 3 receipts. of 70-or-more yds. this season, joins WR Odell Beckham Jr. (3 in 2015 with NYG) and WR Torrey Smith (3 in 2015 with SF) as the only players to have 3-or-more receipts. of 70-plus yds. in a single season since 2015.

CAREER HIGHLIGHTS

- Since entering the league in 2017, Kittle ranks 3rd in the NFL in receiving yds. among all TEs.

MOST REC. YDS. BY A TE IN THE NFL, SINCE 2017

Player	Receipts.	Yds.	Avg.	TDs
1. Travis Kelce, KC	181	2,312	12.8	18
2. Zach Ertz, Phi.	187	1,972	10.5	16
3. George Kittle, SF	122	1,743	14.3	6
4. Rob Gronkowski, NE	114	1,742	15.3	11
5. Jared Cook, Oak.	117	1,536	13.1	8

- In 2017, his rookie season, registered 43 receipts. for 515 yds. and 2 TDs. His 515 rec. yds. are the most by a 49ers rookie TE since the merger in 1970 and ranked 2nd among rookie TEs.

MOST REC. YDS. BY A ROOKIE TE IN 2017

Player	Rec. Yds.	Round Picked	Overall Pick
1. Evan Engram, NYG	722	1st	23rd
2. George Kittle, SF	515	5th	146th
3. O.J. Howard, TB	432	1st	19th
4. David Njoku, Cle.	386	1st	29th
5. Gerald Everett, LAR	244	2nd	44th

- Registered 7 receipts. for a career-high 210 yds. and 1 TD vs. Den. (12/9/18). His 210 rec. yds. are the most in a single game by a TE in franchise history and the 8th-most among all players.

MOST REC. YDS. IN A SINGLE GAME, 49ERS HISTORY

Player	Date	Opp.	Receipts.	Yds.	TDs
1. WR Jerry Rice	12/18/95	vs. Min.	14	289	3
2. WR John Taylor	12/11/89	at LAR	11	286	2
3. WR Terrell Owens	12/17/00	vs. Chi.	20	283	1
4. WR Jerry Rice	12/9/85	vs. LAR	10	241	1
5. WR Dave Parks	10/3/65	at Bal.	9	231	3
6t. WR Jerry Rice	10/14/90	at Atl.	13	225	5
WR Bernie Casey	11/13/66	at Chi.	12	225	0
8. TE George Kittle	12/9/18	vs. Den.	7	210	1
9. WR Anquan Boldin	9/8/13	vs. GB	13	208	1
10. WR Jerry Rice	11/17/86	at Was.	12	204	0

CAREER HIGHLIGHTS (CONTINUED)

- His 210 rec. yds vs. Den. (12/9/18) are also the 3rd-most by a TE in a single game in the NFL since 1960.

MOST REC. YDS. BY A TE IN A SINGLE GAME, SINCE 1960

Player	Date	Opp.	Receipts.	Yds.	TDs
1. Shannon Sharpe, Den.	10/20/02	at KC	12	214	2
2. Jackie Smith StL. Cardinals	10/13/63	vs. Pit.	9	212	2
3. George Kittle, SF	12/9/18	vs. Den.	7	210	1
4t. Rich Caster, NYJ	10/24/72	at Bal. Colts	6	204	3
Pete Retzloff, Phi.	11/14/65	vs. Was.	7	204	0

- With 210 rec. yds. vs. Den. (12/9/18), became the first 49ers TE to eclipse the 1,000-yd. receiving mark and set the franchise record for most yds. in a single season by a 49ers TE (1,228). He is the first member of the 49ers to register at least 1,000 rec. yds. in a single season since WR Anquan Boldin registered 1,062 rec. yds. in 2014. His 1,228 rec. yds. are the most by a 49ers player since Boldin had 1,179 rec. yds. in 2013.

MOST REC. YDS. IN A SINGLE SEASON BY A 49ERS TE

Player	Year.	Yds.
1. George Kittle	2018	1,228
2. Vernon Davis	2009	965
3. Vernon Davis	2010	914
4. Billy Wilson	1956	889
5. Vernon Davis	2013	850

GOLDMINE

- NFL players had the opportunity to participate in the NFL's annual My Cause, My Cleats campaign during a designated home game between Weeks 13-15. Kittle and his teammates represented their respective causes with custom-designed cleats in an effort to raise awareness and funding.





GOLDMINE (CONTINUED)

- The 49ers worked alongside the humanitarian-relief organization Convoy of Hope on December 4, 2018, and hosted 1,500 guests in-need from Bay Area nonprofits and schools at Levi's® Stadium for a free holiday resource fair. Kittle and his 49ers teammates distributed groceries, toys, books, shoes and other holiday offerings to the guests. The attendees also received haircuts, utilized health resources and took family portraits or professional headshots. Convoy of Hope is a nonprofit organization that directs children's feeding initiatives, hosts community outreach programs and provides disaster response resources to those in need in the Bay Area and throughout the world.



- Kittle and his teammates surprised guests of the CityTeam Men's Program and House of Grace on November 20, 2018, at Levi's Stadium. The group believed they were just taking a tour of the stadium, but they were in fact joining the 49ers players for a night full of exciting events. The guests received a makeover and haircut, selected a new outfit from Dockers, snapped a new headshot and then shared a Thanksgiving dinner with the 49ers players.



- After posing for a photoshoot, Kittle and his teammates joined Levi's in support of breast, colon and pediatric cancer warriors at the Crucial Catch Fashion Show presented by Dignity Health on October 2, 2018. 49ers players and cancer warriors took to the runway to show off their attire and share their stories of strength and courage with the audience.



- Kittle is an avid fan of the WWE. In May of 2017, he took time to visit the Black and Brave Wrestling Academy in Iowa, which is co-owned by one of Kittle's favorite wrestlers, WWE superstar Seth Rollins. At a pro wrestling event on the same weekend, Kittle got to live out one of his dreams and get into the ring, where he delivered a Stone Cold Stunner, a move made famous by his favorite wrestler of all-time, Steve Austin. "I felt like a kid," Kittle said.



- The 49ers joined forces with Martha's Kitchen of San Jose as part of their Community Tuesday kickoff event on September 11, 2018. Kittle and teammates took part in the event by serving dinner to nearly 200 residents in need, refilling beverages and bussing tables. Both the 49ers and Levi's Stadium partner with Martha's Kitchen throughout the year by donating excess food after stadium events. Martha's Kitchen's mission is to "feed the hungry with dignity, no questions asked, no judgements made."



- During all Week 13 games in 2017, NFL players had the chance to share the causes that are important to them as part of the NFL's My Cause, My Cleats campaign. Kittle supported the USO for My Cause, My Cleats. He was inspired by his uncle's service in the army. "Military service members and veterans, like my uncle, enable me to live my life with freedom and liberty," said Kittle.





GOLDMINE (CONTINUED)

- In April of 2018, along with several teammates, Kittle attended the eighth annual UCSF Benioff Children's Hospital Prom in San Francisco.



- As part of the 49ers annual Thanksgiving celebrations, Kittle and his teammates visited Cityteam San Jose to serve a holiday feast to over 300 people in need. Guests enjoyed turkey along with all of the usual holiday sides, while getting to know the 49ers.



KITTLE'S CAREER STATISTICS

YEAR	TEAM	GP	GS	RECEIVING					RUSHING				
				NO	YDS	AVG	LG	TD	ATT	YDS	AVG	LG	TD
2017	SF	15	7	43	515	12.0	44	2	0	0	—	—	0
2018	SF	15	15	79	1228	15.5	85t	4	1	10	10.0	10	0
TOTALS		30	22	122	1,743	14.3	85t	6	1	10	10.0	10	0

Additional Statistics:

Tackles – 2: 2017 (1); 2018 (1)

Milestones:

NFL Debut: vs. Car. (9/10/17); **First Start:** vs. Car. (9/10/17); **First Reception:** vs. Car. (9/10/17 – 13-yd. pass from QB Brian Hoyer); **First TD Reception:** at Ind. (10/8/17 – 5-yd. TD pass from QB Brian Hoyer); **100-yd. Games:** 4, Last vs. Den. (12/9/18 – 210 yds.)

KITTLE'S CAREER HIGHS

Receptions: 9 vs. NYG (11/12/18)

Receiving Yards: 210 vs. Den. (12/9/18)

Long Reception: 85t vs. Den. (12/9/18)

TD Receptions: 1 (6 times) Last vs. Den. (12/9/18)

Rushes: 1 at TB (11/25/18)

Rushing Yards: 10 at TB (11/25/18)

KITTLE'S TRANSACTIONS

Originally the first of two 5th-round (146th overall) draft choices by SF in 2017.



2017

- Played in 15 games (7 starts) and notched 43 receipts. for 515 yds. and 2 TDs. His 515 rec. yds. are the most by a 49ers rookie TE since the merger in 1970.
- Started in his NFL debut vs. Car. (9/10) in the season opener and registered 5 receipts. for 27 yds.
- Tallied 7 receipts. for 83 yds. and the 1st TD receipt. of his career at Ind. (10/8). His 5-yd. TD receipt. came with :20 left in the 4th qtr. and tied the game 23-23. He is the 1st 49ers TE to register 7-or-more receipts. in a game since TE Vernon Davis on 10/13/13 vs. Arz. (8 receipts.).
- Finished the game with 3 receipts. for 42 yds. and 1 TD vs. Jax. (12/24). His 8-yd. TD receipt. from QB Jimmy Garoppolo marked his 2nd TD receipt. of the season (10/8/17 at Ind.).
- Registered his 1st career 100-yd. game at LAR (12/31), hauling in 4 receipts. for 100 yds., including a career-long 44-yd. receipt. It marked the 1st 100-yd. game for a 49ers TE since 10/13/13 (TE Vernon Davis - 8 receipts. for 180 yds. and 2 TDs vs. Arz.). He was the only rookie TE to record a 100-yd. rec. game in 2017.

COLLEGE

In four seasons at Iowa, played in 49 games (17 starts) and registered 48 receipts. for 737 yds. and 10 TDs. As a senior, earned Honorable Mention All-Big Ten and Academic All-Big Ten honors. Was also the recipient of the team Hustle Award (offense). Started all 11 games in which he appeared and notched 22 receipts. for 314 yds. and 4 TDs. In 2015, earned Honorable Mention All-America and Academic All-Big Ten honors. Played in 14 games (6 starts) and tallied 20 receipts. for 290 yds. and a team-high 6 TDs. As a sophomore, earned Academic All-Big Ten honors. Played in 12 games and registered 1 receipt. for 25 yds. In 2013, played in 12 games and recorded 5 receipts. for 108 yds. Also earned Academic All-Big Ten honors. Redshirted in 2012.

PERSONAL

- Attended Norman (OK) HS, and earned all-state, all-district and all-conference honors as a senior.
- Registered 26 receipts. for 302 yds. and 6 TDs, while also notching 5 INTs as a senior.
- Born George Kittle (10/3/93) in Madison, WI.
- Majored in communications.

INJURY REPORT

2017: Inactive vs. NYG (11/12) with an ankle injury.

KITTLE'S GAME-BY-GAME

2017

Date	Opp	W/L	P/S	Rec	Yds	Avg	Lg	TD
Sep 10	Car	L	1/1	5	27	5.4	13	0
Sep 17	at Sea	L	1/1	2	13	6.5	14	0
Sep 21	LAR	L	1/0	1	8	8.0	8	0
Oct 1	at Arz	L	1/0	2	35	17.5	21	0
Oct 8	at Ind	L	1/1	7	83	11.9	27	1
Oct 15	at Was	L	1/1	4	46	11.5	31	0
Oct 22	Dal	L	1/1	1	16	16.0	16	0
Oct 29	at Phi	L	1/1	2	22	11.0	22	0
Nov 5	Arz	L	1/1	3	27	9.0	14	0
Nov 12	NYG	W	—	INACTIVE (Ankle)		—	—	—
Nov 26	Sea	L	1/0	1	14	14.0	14	0
Dec 3	at Chi	W	1/0	2	20	10.0	11	0
Dec 10	at Hou	W	1/0	2	10	5.0	8	0
Dec 17	Ten	W	1/0	4	52	13.0	24	0
Dec 24	Jax	W	1/0	3	42	14.0	21	1
Dec 31	at LAR	W	1/0	4	100	25.0	44	0
TOTALS			15/7	43	515	12.0	44	2



47
—
LB

ELIJAH LEE

6-2 || 229 || KANSAS STATE

2.8.96 || BLUE SPRINGS, MO || 2ND YEAR || ACQUIRED FA IN '17

2018 HIGHLIGHTS

- Set single-season career highs in starts (4), tackles (53), sacks (1.0), PDs (2), FFs (1) and FRs (1).
- Made his 1st career start vs. Det. (9/16) and registered a career-high 12 tackles as well as his 1st career sack and FF.
- Tied his career high with 12 tackles vs. Chi. (12/23).

GOLDMINE

- Lee says he doesn't let a day go by without giving credit to his mother, ShaRon, for teaching him to always work hard and strive for more. "My biggest motivation is my mom and working hard for her," said Lee. After moving in with his mother in high school, he and his two sisters relied on their mother to play the role of both parents. Lee says he couldn't have asked for more from her as a child. "She got me to this point. I work as hard as I can every day to make her proud." After receiving a scholarship to play football at Kansas State University, ShaRon never let her son settle, pushing him to excel on the field and in the classroom as a business major. "I am a believer that if you want something, you have to work and sacrifice to get it," said ShaRon. "When I watch Elijah now and see how much he has grown as a football player and as a person, it makes it all worth it."
- When Lee was making his decision on where to attend college, he ended up just over two hours away from his hometown of Blue Springs, MO. "It was nice because whenever you go home you're still that kind of college celebrity and I wasn't too far away from family, which was big."



LEE'S GOLDEN NUGGETS

- Earned First-Team All-Big 12 honors as a junior in 2016 by the Associated Press, ESPN.com and Big 12 coaches.
- Prior to his junior season in 2016, was named to the watch list for multiple national awards including the Bednarik Award, Nagurski Trophy and Butkus Award.
- Was teammates at Kansas State in 2016 with 49ers 2018 fifth-round draft choice (142nd overall), D.J. Reed Jr.

LEE'S GAME-BY-GAME

2018

Date	Opp	W/L	P/S	Tot	Sol	Ast	Sk	Yds	Int	Yds	PD	FF	FR	Yds
Sep 9	at Min	L	1/0	3	3	0	0.0	0.0	0	0	0	0	0	0
Sep 16	Det	W	1/1	12	10	2	1.0	10.0	0	0	0	1	0	0
Sep 23	at KC	L	1/0	0	0	0	0.0	0.0	0	0	0	0	0	0
Sep 30	at LAC	L	1/0	0	0	0	0.0	0.0	0	0	0	0	0	0
Oct 7	Arz	L	1/0	0	0	0	0.0	0.0	0	0	0	0	0	0
Oct 15	at GB	L	1/0	0	0	0	0.0	0.0	0	0	0	0	0	0
Oct 21	LAR	L	1/0	1	1	0	0.0	0.0	0	0	0	0	0	0
Oct 28	at Arz	L	1/0	2	2	0	0.0	0.0	0	0	0	0	0	0
Nov 1	Oak	W	1/0	2	2	0	0.0	0.0	0	0	0	0	0	0
Nov 12	NYG	L	1/0	0	0	0	0.0	0.0	0	0	0	0	0	0
Nov 25	at TB	L	1/0	7	6	1	0.0	0.0	0	0	1	0	0	0
Dec 2	at Sea	L	1/0	0	0	0	0.0	0.0	0	0	0	0	0	0
Dec 9	Den	W	1/1	4	3	1	0.0	0.0	0	0	1	0	0	0
Dec 16	Sea	W	1/1	10	7	3	0.0	0.0	0	0	0	0	0	0
Dec 23	Chi	L	1/1	12	11	1	0.0	0.0	0	0	0	0	0	0
Dec 30	at LAR													
TOTALS				15/4	53	45	8	1.0 10.0	0	0	2	1	1	0



LEE'S CAREER STATISTICS

YEAR	TEAM	GP	GS	TACKLES		AST	SACKS	YDS	INT	YDS	INTERCEPTIONS		PD	FUMBLES		
				TOT	SOL						LG	TD		FF	FR	YDS
2017	SF	14	0	0	0	0	0.0	0.0	0	0	–	0	0	0	0	0
2018	SF	15	4	53	45	8	1.0	10.0	0	0	–	0	2	1	1	0
TOTALS		29	4	53	45	8	1.0	10.0	0	0	–	0	2	1	1	0

Additional Statistics:

Special Teams Tackles – 7: 2017 (5); 2018 (2)

Special Teams Forced Fumbles – 1: 2017 (1)

Special Teams Fumble Recoveries – 1: 2018 (1)

Milestones:

NFL Debut: at Sea. (9/17/17); **First Start:** vs. Det. (9/16/18); **First Sack:** vs. Det. (9/16/18 – QB Matthew Stafford); **First FF:** vs. Det. (9/16/18 – QB Matthew Stafford)

LEE'S CAREER HIGHS

Total Tackles: 12 (2 times) Last vs. Chi. (12/23/18)

Solo: 11 vs. Chi. (12/23/18)

Assists: 3 vs. Sea. (12/16/18)

Sacks: 1.0 vs. Det. (9/16/18)

Forced Fumbles: 1 vs. Det. (9/16/18)

LEE'S TRANSACTIONS

Originally a 7th-round (232nd overall) draft choice by Min. in 2017...Waived by Min. on 9/2/17...Signed to Min. practice squad on 9/3/17...Signed a two-year deal with SF on 9/13/17.



2017 (MINNESOTA/SAN FRANCISCO)

- Signed by the 49ers on 9/13, played in 14 games and notched 5 special teams tackles.

COLLEGE

In three seasons at Kansas State (2014-16), appeared in 39 games (26 starts) and registered 209 tackles, 18.5 TFLs, 11 sacks, 5 INTs, 5 PDs, 3 FFs and 3 FRs. As a junior in 2016, earned First-Team All-Big 12 honors and Honorable Mention Big 12 Defensive Player of the Year honors after leading the team with 110 tackles. In 2015, started 13 games and finished with a team-high 80 tackles to go along with 7.5 TFLs and 5 sacks and earned Second-Team All-Big 12 honors. Appeared in all 13 games as a freshman where he earned Honorable Mention Big 12 Defensive Freshman of the Year honors after registering 4.5 sacks, the most by a true freshman in school history.

PERSONAL

- Attended Blue Springs (MO) HS, where he received the Buck Buchanan Memorial Award, given to the best lineman or linebacker in the top two HS classes in Kansas or Missouri in the Kansas City area. Also earned Missouri Football Coaches Association (MFCA) Class 6 Defensive Player of the Year honors and was a unanimous pick for the MFCA All-State team in 2013.
- Majored in business at Kansas State.
- Born Elijah James Lee (2/8/96) in St. Joseph, MO.

INJURY REPORT

2017: Inactive vs. NYG (11/12) with a knee injury.

LEE'S GAME-BY-GAME

2017 (Minnesota/San Francisco)

Date	Opp	W/L	P/S	Tot	Sol	Ast	Sk	Yds	Int	Yds	PD	FF	FR	Yds
SIGNED TO MIN PRACTICE SQUAD ON 9/3														
Sep 11	NO	W	—	PRACTICE SQUAD					—	—	—	—	—	—
SIGNED BY SF ON 9/13														
Sep 17	at Sea	L	1/0	0	0	0	0.0	0.0	0	0	0	0	0	0
Sep 21	LAR	L	1/0	0	0	0	0.0	0.0	0	0	0	0	0	0
Oct 1	at Arz	L	1/0	0	0	0	0.0	0.0	0	0	0	0	0	0
Oct 8	at Ind	L	1/0	0	0	0	0.0	0.0	0	0	0	0	0	0
Oct 15	at Was	L	1/0	0	0	0	0.0	0.0	0	0	0	0	0	0
Oct 22	Dal	L	1/0	0	0	0	0.0	0.0	0	0	0	0	0	0
Oct 29	at Phi	L	1/0	0	0	0	0.0	0.0	0	0	0	0	0	0
Nov 5	Arz	L	1/0	0	0	0	0.0	0.0	0	0	0	0	0	0
Nov 12	NYG	W	—	—	INACTIVE (Knee)				—	—	—	—	—	—
Nov 26	Sea	L	1/0	0	0	0	0.0	0.0	0	0	0	0	0	0
Dec 3	at Chi	W	1/0	0	0	0	0.0	0.0	0	0	0	0	0	0
Dec 10	at Hou	W	1/0	0	0	0	0.0	0.0	0	0	0	0	0	0
Dec 17	Ten	W	1/0	0	0	0	0.0	0.0	0	0	0	0	0	0
Dec 24	Jax	W	1/0	0	0	0	0.0	0.0	0	0	0	0	0	0
Dec 31	at LAR	W	1/0	0	0	0	0.0	0.0	0	0	0	0	0	0
TOTALS			14/0	0	0	0	0.0	0.0	0	0	0	0	0	0



26

GREG MABIN

DB

6-2 || 200 || IOWA

6.25.94 || FORT LAUDERDALE, FL || 2ND YEAR || ACQUIRED FA IN '17

2018 HIGHLIGHTS

- Forced a fumble by Chargers RB Melvin Gordon III at LAC (9/30), marking the first FF of his career. Also registered a career-high 4 tackles.
- Made his first career start vs. LAR (10/21) and registered 1 tackle.
- Late in the 4th qtr., registered his first career FR, scooping up a fumble by Bears WR Allen Robinson II vs. Chi. (12/23).

GOLDMINE

- NFL players had the opportunity to participate in the NFL's annual My Cause, My Cleats campaign during a designated home game between Weeks 13-15. Mabin and his teammates represented their respective causes with custom-designed cleats in an effort to raise awareness and funding.



- Mabin and his teammates joined Levi's in support of breast, colon and pediatric cancer warriors at the Crucial Catch Fashion Show presented by Dignity Health on October 2, 2018. 49ers players and cancer warriors took to the runway to show off their attire and share their stories of strength and courage with the audience.



MABIN'S GOLDEN NUGGETS

- Played with 49ers teammates, QB C.J. Beathard and TE George Kittle at the University of Iowa.
- Transitioned from wide receiver to defensive back prior to 2013 spring practice at Iowa.

MABIN'S GAME-BY-GAME

2018

Date	Opp	W/L	P/S	Tot	Sol	Ast	Sk	Yds	Int	Yds	PD	FF	FR	Yds
Sep 9	at Min	L	1/0	0	0	0	0.0	0.0	0	0	0	0	0	0
Sep 16	Det	W	1/0	0	0	0	0.0	0.0	0	0	0	0	0	0
Sep 23	at KC	L	—	—	—	—	INACTIVE	—	—	—	—	—	—	—
Sep 30	at LAC	L	1/0	4	3	1	0.0	0.0	0	0	0	1	0	0
Oct 7	Arz	L	1/0	2	1	1	0.0	0.0	0	0	1	0	0	0
Oct 15	at GB	L	1/0	3	3	0	0.0	0.0	0	0	0	0	0	0
Oct 21	LAR	L	1/1	1	1	0	0.0	0.0	0	0	0	0	0	0
Oct 28	at Arz	L	—	—	—	—	INACTIVE	—	—	—	—	—	—	—

WAIVED BY SF ON 10/30

SIGNED TO SF PRACTICE SQUAD ON 11/1

PROMOTED TO SF ACTIVE ROSTER ON 11/8

Nov 12	NYG	L	1/0	0	0	0	0.0	0.0	0	0	0	0	0	0
Nov 25	at TB	L	1/0	0	0	0	0.0	0.0	0	0	0	0	0	0
Dec 2	at Sea	L	1/0	0	0	0	0.0	0.0	0	0	0	0	0	0
Dec 9	Den	W	1/0	0	0	0	0.0	0.0	0	0	0	0	0	0
Dec 16	Sea	W	1/0	0	0	0	0.0	0.0	0	0	0	0	0	0
Dec 23	Chi	L	1/0	0	0	0	0.0	0.0	0	0	0	0	1	2
Dec 30	at LAR													

TOTALS	12/1	10	8	2	0.0	0.0	0	0	0	1	1	2
---------------	-------------	-----------	----------	----------	------------	------------	----------	----------	----------	----------	----------	----------

GOLDMINE (CONTINUED)

- As part of the 49ers annual Thanksgiving celebrations, Mabin and his teammates visited Cityteam San Jose to serve a holiday feast to over 300 people in need. Guests enjoyed turkey along with all of the usual holiday sides, while getting to know the 49ers.





GOLDMINE (CONTINUED)

- After earning a scholarship to Iowa as a wide receiver, Hawkeyes head coach Kirk Ferentz called Mabin into his office prior to his sophomore season and proposed an idea he had for a while. "He said my skill set would probably transition better for cornerback rather than a receiver," said Mabin. Now as an NFL cornerback, Mabin has no complaints with coach Ferentz's decision. "It's working out for me so far."
- Mabin comes from a family of successful athletes. His father, Wesley, played cornerback at the University of Nebraska, where he won two National Championships in 1970 and 1971. Mabin's family also has NFL ties, as his cousin, Jordan Mabin previously played cornerback for multiple NFL teams from 2012-15 and his cousin, Dorin Dickerson, also spent time in the NFL as a tight end from 2010-15. "Dorin says me and Jordan couldn't check him. We always go back and forth with each other, but they're just happy for me," said Mabin. "They just want me to succeed and do this for as long as I can."



- The 49ers, in partnership with Fresh Lifelines for Youth (FLY), visited the Santa Clara Juvenile Hall to work with residents on frustration management on October 9, 2018. Mabin and his teammates held a discussion with the young people, and later divided into groups to engage in football drills that demonstrated the proper way to focus negative energy in a positive manner. After the drills, they held another discussion centered on making right decisions when it comes to frustration management.



MABIN'S CAREER STATISTICS

YEAR	TEAM	GP	GS	TACKLES				YDS	INT	INTERCEPTIONS				PD	FUMBLES		
				TOT	SOL	AST	SACKS			YDS	LG	TD			FF	FR	YDS
2017	BUF/SF	7	0	1	0	1	0.0	0.0	0	0	—	0	1	0	0	0	0
2018	SF	12	1	10	8	2	0.0	0.0	0	0	—	0	1	1	1	1	2
TOTALS		19	1	11	8	3	0.0	0.0	0	0	—	0	2	1	1	1	2

Additional Statistics:

Special Teams Tackles – 7: 2017 (1); 2018 (6)

Milestones:

NFL Debut: at Cin. (10/8/17); **First Start:** vs. LAR (10/21/18); **First FF:** at LAC (9/30/18 – RB Melvin Gordon III); **First FR:** vs. Chi. (12/23/18 – WR Allen Robinson II)

MABIN'S CAREER HIGHS

Tackles: 4 at LAC (9/30/18)

Solo: 3 at LAC (9/30/18)

Assists: 1 (3 times) Last vs. Arz. (10/7/18)

Passes Defensed: 1 (2 times) Last vs. Arz. (10/7/18)

Forced Fumbles: 1 at LAC (9/30/18)

Fumble Recoveries: 1 vs. Chi. (12/23/18)

MABIN'S TRANSACTIONS

Originally signed as an undrafted free agent by TB on 5/1/17...Waived by TB on 5/8/17...Signed a one-year deal with Buf. on 6/1/17...Waived by Buf. on 9/12/17...Signed to Buf. practice squad on 9/14/17...Promoted to Buf. active roster on 10/7/17...Waived by Buf. on 10/16/17...Signed to SF practice squad on 10/18/17...Promoted to SF active roster on 11/1/17...Waived by SF on 10/30/18...Signed to SF practice squad on 11/1/18...Promoted to SF active roster on 11/8/18.



2017 (BUFFALO/SAN FRANCISCO)

- Activated from the team's practice squad on 11/1, played in 7 games and tallied 1 tackle, 1 PD and 1 special teams tackle.

COLLEGE

Appeared in 36 games (35 starts) over his five years (2012-16) at Iowa and totaled 144 tackles, 19 PDs, 3 INTs, 2.5 TFLs, 5.0 sacks, 2 FFs and 2 FRs. As a senior in 2016, started all 9 games and registered 37 tackles, 3 PDs, and 1 FF, earning Honorable Mention All-Big Ten honors. In 2015, appeared in 14 games, finishing with 54 tackles, 10 PDs, 1 FF and 2 INTs. As a sophomore, appeared in all 13 games (12 starts) and recorded 53 tackles, 6 PDs, 2.0 TFLs, 2 FRs and 1 INT. Did not see game action in 2013 after redshirting in 2012.

PERSONAL

- Attended Calvary Christian Academy (Fort Lauderdale, FL), where he played wide receiver, defensive back and kick returner. He totaled 877 yds. and 15 TDs on 52 receipts. as a senior, with 1 rushing TD and 2 INTs and a TD on defense. Had 59 receipts. for 1,094 yds. and 12 TDs as a junior, with one KO return TD and 2 INTs. As a sophomore, finished with 42 receipts. for 906 yds. and 10 TDs with 1 INT and 1 punt return TD.
- In addition to football, also lettered in basketball and track at Calvary Christian.
- Graduated from Iowa with a degree in health and human physiology.
- Transitioned from wide receiver to defensive back for 2013 spring practice at Iowa.
- Born Greg Mabin (6/25/94) in Fort Lauderdale, FL.


INJURY REPORT

2017: Inactive vs. Ten. (12/17) and vs. Jax. (12/24) with a calf injury.

MABIN'S GAME-BY-GAME

2017 (Buffalo/San Francisco)

Date	Opp	W/L	P/S	Tot	Sol	Ast	Sk	Yds	Int	Yds	PD	FF	FR	Yds
SIGNED TO BUF PRACTICE SQUAD ON 9/14														
Sep 17	at Car	-	-			PRACTICE SQUAD	-	-	-	-	-	-	-	-
Sep 24	Den	-	-			PRACTICE SQUAD	-	-	-	-	-	-	-	-
Oct 1	at Atl	-	-			PRACTICE SQUAD	-	-	-	-	-	-	-	-
PROMOTED TO BUF ACTIVE ROSTER ON 10/7														
Oct 8	at Cin	L	1/0	0	0	0	0.0	0.0	0	0	1	0	0	0
WAIVED BY BUF ON 10/16														
SIGNED TO SF PRACTICE SQUAD ON 10/18														
Oct 22	Dal	-	-			PRACTICE SQUAD	-	-	-	-	-	-	-	-
Oct 29	at Phi	-	-			PRACTICE SQUAD	-	-	-	-	-	-	-	-
PROMOTED TO SF ACTIVE ROSTER ON 11/1														
Nov 5	Arz	L	1/0	0	0	0	0.0	0.0	0	0	0	0	0	0
Nov 12	NYG	W	1/0	0	0	0	0.0	0.0	0	0	0	0	0	0
Nov 26	Sea	L	1/0	0	0	0	0.0	0.0	0	0	0	0	0	0
Dec 3	at Chi	W	1/0	0	0	0	0.0	0.0	0	0	0	0	0	0
Dec 10	at Hou	W	1/0	0	0	0	0.0	0.0	0	0	0	0	0	0
Dec 17	Ten	W	-	-		INACTIVE (Calf)	-	-	-	-	-	-	-	-
Dec 24	Jax	W	-	-		INACTIVE (Calf)	-	-	-	-	-	-	-	-
Dec 31	at LAR	W	1/0	1	0	1	0.0	0.0	0	0	0	0	0	0
TOTALS			7/0	1	0	1	0.0	0.0	0	0	1	0	0	0



62
OL

ERIK MAGNUSON

6-6 || 305 || MICHIGAN

1.5.94 || CARLSBAD, CA || 2ND YEAR || ACQUIRED FA IN '17

GOLDMINE

- After posing for a photoshoot, Magnuson and his teammates joined Levi's in support of breast, colon and pediatric cancer warriors at the Crucial Catch Fashion Show presented by Dignity Health on October 2, 2018. 49ers players and cancer warriors took to the runway to show off their attire and share their stories of strength and courage with the audience.



- The 49ers worked alongside the humanitarian-relief organization Convoy of Hope on December 4, 2018, and hosted 1,500 guests in need from Bay Area nonprofits and schools at Levi's® Stadium for a free holiday resource fair. Magnuson and his 49ers teammates distributed groceries, toys, books, shoes and other holiday offerings to the guests. The attendees also received haircuts, utilized health resources and took family portraits or professional headshots. Convoy of Hope is a nonprofit organization that directs children's feeding initiatives, hosts community outreach programs and provides disaster response resources to those in need in the Bay Area and throughout the world.



MAGNUSON'S GOLDEN NUGGET

- Won the Hugh R. Rader Memorial Award as a senior in 2016 at Michigan after starting all 12 games at right tackle. The award honors the school's top lineman. He also earned First-Team All-Big Ten honors.

GOLDMINE (CONTINUED)

- Magnuson and his teammates surprised guests of the CityTeam Men's Program and House of Grace on November 20, 2018, at Levi's Stadium. The group believed they were just taking a tour of the stadium, but they were in fact joining the 49ers players for a night full of exciting events. The guests received a makeover and haircut, selected a new outfit from Dockers, snapped a new headshot and then shared a Thanksgiving dinner with the 49ers players.



- The 49ers partnered with Furry Friends Pet Assisted Therapy Services for animal therapy, while providing confidence building activities for students in the Leland High School special needs program in an effort to erase the stigma attached to special needs. Magnuson and his teammates spent time with students with autism, mental illness and



learning disabilities as they play board games, working on social skills including conversational queues and eye contact through the hands-on activity. Players will also partner with animal therapy dogs to uplift students through one-on-one interactions.



GOLDMINE (CONTINUED)

- In April of 2018, Along with several teammates, Magnuson attended the eighth annual UCSF Benioff Children's Hospital Prom in San Francisco.



- Magnuson is a fan of comedians and comedy in general. Various former teammates at Michigan have said he was easily the funniest guy on the team. "Chris Farley is my all-time favorite. His movies are hilarious," said Magnuson when asked about what type of comedy he enjoys. "And I like Will Ferrell." Along with offensive lineman Kyle Kalis, he began his own weekly comedy show 'Gone Piggini' which aired every Monday on WOLV TV. When speaking to media before the show first aired, he said he planned for the show to be somewhat similar to 'Wayne's World.'



MAGNUSON'S CAREER STATISTICS

GAMES/STARTS – 8/3: 2017 (4/2); 2018 (4/1)

Additional Statistics:

Fumbles–Lost – 1–0: 1–0 in 2018

Milestones:

NFL Debut: at Phi. (10/29/17); **First Start:** vs. Arz. (11/5)

MAGNUSON'S TRANSACTIONS

Originally signed as an undrafted free agent by SF on 5/4/17...Placed on the Injured Reserve List on 11/29/17.



2017

- Played in 4 games (2 starts) before being placed on the Injured Reserve List on 11/29.

COLLEGE

Appeared in 46 games (37 starts) along the offensive line during his five-year career at Michigan. As a senior in 2016, started all 12 games at RT to earn the Hugh R. Rader Memorial Award as Michigan's top lineman and First-Team All-Big Ten honors. In 2015, earned Third-Team All-Big Ten honors after starting all 12 games at RT. As a sophomore, appeared in 8 games (5 starts). As a freshman in 2013, appeared in 12 games (7 starts). Redshirted in 2012.

PERSONAL

- Attended La Costa Canyon (Carlsbad, CA) HS, where he was a three-year starter. Was named to the U.S. Army All-American game as a senior and was also a two-time all-state, two-time all-county and two-time all-academic selection.
- Also earned three letters in basketball at La Costa Canyon.
- Majored in sociology at Michigan.
- Born Erik Gifford Magnuson 1/5/94 in Carlsbad, CA.

INJURY REPORT

2017: Placed on the Injured Reserve List on 11/29 with a foot injury.

2018: Inactive two games [at Min. (9/9) and vs. Det. (9/16)] with a hamstring injury.



54

DL

CASSIUS MARSH

6-4 || 245 || UCLA

7.7.92 || WESTLAKE VILLAGE, CA || 5TH YEAR || ACQUIRED WAI. IN '17 - NE

2018 HIGHLIGHTS

- Set a single-season career high with 5.5 sacks.
- Recorded 1 FR after LB Elijah Lee knocked the ball loose from Lions QB Matthew Stafford vs. Det. (9/16).
- Brought down Cardinals QB Josh Rosen for a sack vs. Arz. (10/7).
- Registered a single game career-high 2.5 sacks of Raiders QB Derek Carr vs. Oak. (11/1). Also tied a single-game career high with 4 tackles.
- Brought down Bears QB Mitchell Trubisky twice on the day vs. Chi. (12/23), increasing his single-season career high to 5.5 sacks.

GOLDMINE

- During the summer of 2017, Marsh was invited as a special guest to Grand Prix Las Vegas, a five-day Magic fest featuring Magic artists, vendors, cosplay and three competitive tournaments. "It was cool to just bring the community together, the Magic community and just have a fun night," said Marsh. He was introduced to the game in middle school, has played casually for over a decade and is a huge collector of Magic cards. Grand Prix Las Vegas was his first large-scale tournament. During the tournament, Marsh played a televised feature match which was viewed by thousands. Though Marsh didn't finish atop the final standings, he described the weekend as a blast.



MARSH'S GOLDEN NUGGETS

- Marsh's father, Curtis Marsh, Sr., played wide receiver in the NFL for three seasons, playing for the Jacksonville Jaguars (1995-96) and Pittsburgh Steelers (1997) before concluding his career playing for the Saskatchewan Roughriders (CFL). He was drafted in the seventh round (219th overall) of the 1995 NFL Draft by the Jaguars.
- Marsh's older brother, Curtis Marsh, Jr., played cornerback for the Philadelphia Eagles (2011-13) and Cincinnati Bengals (2013). He was drafted in the third round (90th overall) of the 2011 NFL Draft by the Eagles.

MARSH'S GAME-BY-GAME

2018

Date	Opp	W/L	P/S	Tot	Sol	Ast	Sk	Yds	Int	Yds	PD	FF	FR	Yds
Sep 9	at Min	L	1/0	2	2	0	0.0	0.0	0	0	0	0	0	0
Sep 16	Det	W	1/0	1	0	1	0.0	0.0	0	0	0	0	1	0
Sep 23	at KC	L	1/0	2	1	1	0.0	0.0	0	0	0	0	0	0
Sep 30	at LAC	L	1/0	1	1	0	0.0	0.0	0	0	0	0	0	0
Oct 7	Arz	L	1/0	4	3	1	1.0	6.0	0	0	0	0	0	0
Oct 15	at GB	L	1/0	1	0	1	0.0	0.0	0	0	0	0	0	0
Oct 21	LAR	L	1/1	1	1	0	0.0	0.0	0	0	0	0	0	0
Oct 28	at Arz	L	1/0	3	2	1	0.0	0.0	0	0	0	0	0	0
Nov 1	Oak	W	1/1	4	3	1	2.5	13.0	0	0	0	0	0	0
Nov 12	NYG	L	1/0	1	1	0	0.0	0.0	0	0	0	0	0	0
Nov 25	at TB	L	1/0	3	3	0	0.0	0.0	0	0	0	0	0	0
Dec 2	at Sea	L	1/0	2	0	2	0.0	0.0	0	0	0	0	0	0
Dec 9	Den	W	1/0	2	2	0	0.0	0.0	0	0	0	0	0	0
Dec 16	Sea	W	1/0	1	1	0	0.0	0.0	0	0	0	0	0	0
Dec 23	Chi	L	1/0	3	2	1	2.0	8.0	0	0	0	0	0	0
Dec 30	at LAR													
TOTALS				15/2	31	22	9	5.5 27.0	0	0	0	0	1	0

GOLDMINE (CONTINUED)

- NFL players had the opportunity to participate in the NFL's annual My Cause, My Cleats campaign during a designated home game between Weeks 13-15. Marsh and his teammates represented their respective causes with custom-designed cleats in an effort to raise awareness and funding.





GOLDMINE (CONTINUED)

- Marsh and his teammates joined Levi's in support of breast, colon and pediatric cancer warriors at the Crucial Catch Fashion Show presented by Dignity Health on October 2, 2018. 49ers players and cancer warriors took to the runway to show off their attire and share their stories of strength and courage with the audience.



- In June of 2017, Marsh hosted the "Cassius Marsh and Friends Football Camp" at Renton Memorial Stadium in Renton, WA. Marsh and various coaches offered hands-on training for fundamental football skills at the day long camp for youth ages 6-18, placing campers in small groups to ensure each child gets the most out of their camp experience. Marsh focused on providing an energetic, positive environment to learn and also gave away various gifts to each child who was in attendance.
- With a number of tattoos ranging from stars and moons to flowers on Marsh's arms and torso prior to making it to the NFL, he since tabbed Boise, Idaho tattoo artist, Tony Adamson, his main composer, who has been enhancing Marsh's oldest tattoos along with creating new ones.

MARSH'S CAREER STATISTICS

YEAR	TEAM	GP	GS	TACKLES					YDS	INTERCEPTIONS					FUMBLES		
				TOT	SOL	AST	SACKS			INT	YDS	LG	TD	PD	FF	FR	YDS
2014	SEA	5	0	5	1	4	0.0	0.0	0	0	—	0	0	0	0	0	0
2015	SEA	16	0	18	12	6	0.0	0.0	0	0	—	0	0	0	0	0	0
2016	SEA	16	1	17	11	6	3.0	29.0	0	0	—	0	0	0	1	1	0
2017	NE/SF	15	1	26	23	3	3.0	27.0	0	0	—	0	0	0	3	0	0
2018	SF	15	2	31	22	9	5.5	27.0	0	0	—	0	0	0	0	1	0
TOTALS		67	4	97	69	28	11.5	83.0	0	0	—	0	0	0	4	2	0

PLAYOFFS

YEAR	TEAM	GP	GS	TACKLES					YDS	INTERCEPTIONS					FUMBLES		
				TOT	SOL	AST	SACKS			INT	YDS	LG	TD	PD	FF	FR	YDS
2014	SEA	—	—	—	INJURED RESERVE (Foot)				—	—	—	—	—	—	—	—	—
2015	SEA	2	0	1	0	1	0.0	0.0	0	0	—	0	0	0	0	0	0
2016	SEA	2	0	0	0	0	0.0	0.0	0	0	—	0	0	0	0	0	0
TOTALS		4	0	1	0	1	0.0	0.0	0	0	—	0	0	0	0	0	0

Additional Statistics:

Special Teams Tackles: Regular Season — 20: 2015 (10); 2016 (5); 2017 (4); 2018 (1) Postseason — 2: 2015 (1); 2016 (1)

Blocked Field Goal — 2: 2016 (1); 2017 (1)

Milestones:

NFL Debut: vs. GB (9/4/14); **First Start:** at Arz. (10/23/16); **First Sack:** vs. Mia. (9/11/16 — QB Ryan Tannehill); **First Multi-Sack Game:** vs. Oak. (11/1/18 — 2.5; QB Derek Carr); **Multi-Sack Games:** 1 vs. Oak. (11/1/18 — 2.5; QB Derek Carr); **First FF:** vs. Mia. (9/11/16 — QB Ryan Tannehill); **First FR:** vs. Car. (12/4/16 — RB Jonathan Stewart)

MARSH'S CAREER HIGHS

Total Tackles: Regular Season — 4 (6 times) Last vs. Oak. (11/1/18); Postseason — 1 at Car. (1/17/16)

Solo: 4 vs. Hou. (9/24/17)

Assists: Regular Season — 3 vs. Den. (9/21/14); Postseason — 1 at Car. (1/17/16)

Sacks: 2.5 vs. Oak. (11/1/18)

Forced Fumbles: 1 (3 times) Last at Chi. (12/3/17)

Fumble Recoveries: 1 (2 times) Last vs. Det. (9/16/18)

MARSH'S TRANSACTIONS

Originally a 4th-round (108th overall) draft choice by Sea. in 2014...Placed on the Injured Reserve List on 10/18/14...Traded to NE on 9/2/17...Waived by NE on 11/21/17...Claimed off waivers by SF on 11/22/17.



2017 (NEW ENGLAND/SAN FRANCISCO)

- Claimed off waivers on 11/22, played in 6 games and tallied 10 tackles, 2.0 sacks and 2 FFs with San Francisco.
- Registered a strip-sack of Bears QB Mitchell Trubisky at Chi. (12/3), marking his 1st FF and sack as a member of the 49ers.
- Notched a strip-sack of Rams QB Sean Mannion at LAR (12/31), marking his 3rd sack and 3rd FF of the season.

2016 (SEATTLE)

- Saw action in all 16 games for the 2nd consecutive season and registered 17 tackles, a career-high 3.0 sacks and the 1st FF and FR of his career. Appeared in 2 postseason contests.
- Finished with 1 tackle and the 1st sack of his career vs. Mia. (9/11), bringing down Dolphins QB Ryan Tannehill for a 9-yd. loss. Tannehill also fumbled on the play, marking the 1st FF of his career. Also added a blocked FGA by Dolphins K Andrew Franks.
- Registered 2 tackles and 1 sack for 13 yds. vs. Atl. (10/16).
- In his 1st career start at Arz. (10/23), added 1 tackle.
- Recovered a Panthers RB Jonathan Stewart fumble vs. Car. (12/4), for the 1st FR of his career.
- Finished with 2 tackles and 1 sack vs. LAR (12/15).

2015 (SEATTLE)

- Saw action in all 16 games for the 1st time in his career, finishing with 18 tackles and 10 tackles on special teams. Appeared in both postseason contests, adding 1 tackle.
- Finished with a season-high 3 tackles at Cin. (10/11).
- Added 1 tackle in the 2nd postseason game of his career at Car. (1/17/16 - NFC-D).

2014 (SEATTLE)

- Appeared in the 1st 5 games of the season prior to being placed on the Injured Reserve List on 10/18. Finished the season with
- Made his NFL debut in the season opener vs. GB (9/4).
- Registered his 1st career tackle vs. Den. (9/21), finishing with 4 on the day.

COLLEGE

Appeared in 50 games (38 starts) at UCLA (2010-13), where he registered 155 tackles, 25.5 TFLs, 16 sacks, 5 FRs and 2 FFs. As a senior in 2013, saw action in all 13 games (12 starts) and finished with a career-high 60 tackles to go along with 10.5 TFLs, 6 sacks, 1 PD and 1 FR to earn Honorable Mention All-Pac-12 honors. In 2012, started all 14 games and ranked 2nd on the team among defensive linemen with 50 tackles while adding 10.5 TFLs and 8 sacks. Also blocked 2 kicks on the season. Saw action in 12 games (8 starts) in 2011 and registered 15 tackles and 2 sacks. As a freshman in 2010, appeared in 11 games (4 starts) and finished with 23 tackles and 1 FR.

PERSONAL

- Attended Oaks Christian (Westlake Village, CA) HS. As a junior, earned first-team all-state underclass honors in 2008 and was an all-CIF pick after finishing with 55 tackles (33 solo), 16 sacks and 2 FFs. As a senior in 2009, recorded 83 tackles, including 23 sacks, as a defensive tackle.
- Graduated with a degree in communications studies at UCLA.
- Born Cassius Lee Marsh (7/7/92) in Mission Hills, CA.

INJURY REPORT

- 2014:** Placed on the Injured Reserve List on 10/18 with a foot injury.
- 2017:** Inactive at Den. (11/12) with a shoulder injury.



MARSH'S GAME-BY-GAME

2014 (Seattle)

Date	Opp	W/L	P/S	Tot	Sol	Ast	Sk	Yds	Int	Yds	PD	FF	FR	Yds
Sep 4	GB	L	1/0	0	0	0	0.0	0.0	0	0	0	0	0	0
Sep 14	at SD	W	1/0	0	0	0	0.0	0.0	0	0	0	0	0	0
Sep 21	Den	W	1/0	4	1	3	0.0	0.0	0	0	0	0	0	0
Oct 6	at Was	L	1/0	1	0	1	0.0	0.0	0	0	0	0	0	0
Oct 12	Dal	W	1/0	0	0	0	0.0	0.0	0	0	0	0	0	0
PLACED ON INJURED RESERVE (Foot) ON 10/18														
TOTALS			5/0	5	1	4	0.0	0.0	0	0	0	0	0	0

2015 (Seattle)

Date	Opp	W/L	P/S	Tot	Sol	Ast	Sk	Yds	Int	Yds	PD	FF	FR	Yds
Sep 13	at StL	L	1/0	2	1	1	0.0	0.0	0	0	0	0	0	0
Sep 20	at GB	L	1/0	0	0	0	0.0	0.0	0	0	0	0	0	0
Sep 27	Chi	W	1/0	1	0	1	0.0	0.0	0	0	0	0	0	0
Oct 5	Det	W	1/0	1	1	0	0.0	0.0	0	0	0	0	0	0
Oct 11	at Cin	L	1/0	3	2	1	0.0	0.0	0	0	0	0	0	0
Oct 18	Car	L	1/0	2	0	2	0.0	0.0	0	0	0	0	0	0
Oct 22	at SF	W	1/0	1	1	0	0.0	0.0	0	0	0	0	0	0
Nov 1	at Dal	W	1/0	2	2	0	0.0	0.0	0	0	0	0	0	0
Nov 15	Arz	L	1/0	1	1	0	0.0	0.0	0	0	0	0	0	0
Nov 22	SF	W	1/0	1	1	0	0.0	0.0	0	0	0	0	0	0
Nov 29	Pit	W	1/0	1	0	1	0.0	0.0	0	0	0	0	0	0
Dec 6	at Min	W	1/0	2	2	0	0.0	0.0	0	0	0	0	0	0
Dec 13	at Bal	W	1/0	1	1	0	0.0	0.0	0	0	0	0	0	0
Dec 20	Cle	W	1/0	0	0	0	0.0	0.0	0	0	0	0	0	0
Dec 27	StL	L	1/0	0	0	0	0.0	0.0	0	0	0	0	0	0
Jan 3	at Arz	W	1/0	0	0	0	0.0	0.0	0	0	0	0	0	0
TOTALS			16/0	18	12	6	0.0	0.0	0	0	0	0	0	0

2015 Postseason (Seattle)

Date	Opp	W/L	P/S	Tot	Sol	Ast	Sk	Yds	Int	Yds	PD	FF	FR	Yds
Jan 10	at Min	W	1/0	0	0	0	0.0	0.0	0	0	0	0	0	0
Jan 17	at Car	L	1/0	1	0	1	0.0	0.0	0	0	0	0	0	0
TOTALS			2/0	1	0	1	0.0	0.0	0	0	0	0	0	0

2016 (Seattle)

Date	Opp	W/L	P/S	Tot	Sol	Ast	Sk	Yds	Int	Yds	PD	FF	FR	Yds
Sep 11	Mia	W	1/0	1	1	0	1.0	9.0	0	0	0	1	0	0
Sep 18	at LAR	L	1/0	0	0	0	0.0	0.0	0	0	0	0	0	0
Sep 25	SF	W	1/0	1	0	1	0.0	0.0	0	0	0	0	0	0
Oct 2	at NYJ	W	1/0	1	1	0	0.0	0.0	0	0	0	0	0	0
Oct 16	Atl	W	1/0	2	1	1	1.0	13.0	0	0	0	0	0	0
Oct 23	at Arz	T	1/1	1	1	0	0.0	0.0	0	0	0	0	0	0
Oct 30	at NO	L	1/0	0	0	0	0.0	0.0	0	0	0	0	0	0
Nov 7	Buf	W	1/0	0	0	0	0.0	0.0	0	0	0	0	0	0
Nov 13	at NE	W	1/0	1	1	0	0.0	0.0	0	0	0	0	0	0
Nov 20	Phi	W	1/0	1	1	0	0.0	0.0	0	0	0	0	0	0
Nov 27	at TB	L	1/0	4	3	1	0.0	0.0	0	0	0	0	0	0
Dec 4	Car	W	1/0	0	0	0	0.0	0.0	0	0	0	0	1	0
Dec 11	at GB	L	1/0	1	0	1	0.0	0.0	0	0	0	0	0	0
Dec 15	LAR	W	1/0	2	1	1	1.0	7.0	0	0	0	0	0	0
Dec 24	Arz	L	1/0	0	0	0	0.0	0.0	0	0	0	0	0	0
Jan 1	at SF	W	1/0	2	1	1	0.0	0.0	0	0	0	0	0	0
TOTALS			16/1	17	11	6	3.0	29.0	0	0	0	1	1	0

2016 Postseason (Seattle)

Date	Opp	W/L	P/S	Tot	Sol	Ast	Sk	Yds	Int	Yds	PD	FF	FR	Yds
Jan 7	Det	W	1/0	0	0	0	0.0	0.0	0	0	0	0	0	0
Jan 14	at Atl	L	1/0	0	0	0	0.0	0.0	0	0	0	0	0	0
TOTALS			2/0	0	0	0	0.0	0.0	0	0	0	0	0	0

2017 (New England/San Francisco)

Date	Opp	W/L	P/S	Tot	Sol	Ast	Sk	Yds	Int	Yds	PD	FF	FR	Yds
WITH NE														
Sep 7	KC	L	1/0	3	2	1	0.0	0.0	0	0	0	0	0	0
Sep 17	at NO	W	1/0	0	0	0	0.0	0.0	0	0	0	0	0	0
Sep 24	Hou	W	1/1	4	4	0	1.0	7.0	0	0	0	1	0	0
Oct 1	Car	L	1/0	4	3	1	0.0	0.0	0	0	0	0	0	0
Oct 5	at TB	W	1/0	1	1	0	0.0	0.0	0	0	0	0	0	0
Oct 15	at NYJ	W	1/0	2	2	0	0.0	0.0	0	0	0	0	0	0
Oct 22	Atl	W	1/0	0	0	0	0.0	0.0	0	0	0	0	0	0
Nov 29	LAC	W	1/0	2	2	0	0.0	0.0	0	0	0	0	0	0
Nov 12	at Den	W	—	—	—	—	—	—	—	—	—	—	—	—
Nov 19	at Oak	W	1/0	0	0	0	0.0	0.0	0	0	0	0	0	0
WAIVED BY NE ON 11/21														
CLAIMED OFF WAIVERS BY SF ON 11/22														
Nov 26	Sea	L	1/0	2	2	0	0.0	0.0	0	0	0	0	0	0
Dec 3	at Chi	W	1/0	1	1	0	1.0	14.0	0	0	0	1	0	0
Dec 10	at Hou	W	1/0	2	1	1	0.0	0.0	0	0	0	0	0	0
Dec 17	Ten	W	1/0	1	1	0	0.0	0.0	0	0	0	0	0	0
Dec 24	Jax	W	1/0	1	1	0	0.0	0.0	0	0	0	0	0	0
Dec 31	at LAR	W	1/0	3	3	0	1.0	6.0	0	0	0	1	0	0
TOTALS			15/1	26	23	3	3.0	27.0	0	0	0	3	0	0



69

T

MIKE McGLINCHEY

6-8 || 315 || NOTRE DAME

1.12.95 || PHILADELPHIA, PA || ROOKIE || ACQUIRED D-1 IN '18

2018 HIGHLIGHTS

- Part of an offensive line that did not allow a sack on 22 passing atts. by QB Nick Mullens vs. Oak. (11/1). It marked the first time the team did not allow a sack since 12/31/17 at LAR (33 atts. - QB Jimmy Garoppolo).
- McGlinchey and the offensive line did not allow a sack on 39 atts. by QB Nick Mullens vs. NYG (11/12). It marked the first time since Weeks 3-4 of the 2000 season that the team did not allow a sack in consecutive weeks [34 atts. by QB Jeff Garcia at StL (9/17/00); 26 atts. by Garcia at Dal. (9/24/00)].

GOLDMINE

- McGlinchey was so big for his age that as a child, his parents would make sure to bring his birth certificate to his basketball games. Later, at age eight, he was hoping to make his debut in youth football, but decided against it after the league's directors told his family that they would have placed him on a team with eighth and ninth graders due to his size. Embracing such a large frame as a child, McGlinchey constantly threw his weight around with his large family, which featured 22 cousins and 5 siblings. Even at his grandmother's wake, McGlinchey and his extended family engaged in a pickup football game while still dressed in their suits. As Mike puts it, "That's the way she would have wanted it."
- NFL players had the opportunity to participate in the NFL's annual My Cause, My Cleats campaign during a designated home game between Weeks 13-15. McGlinchey and his teammates represented their respective causes with custom-designed cleats in an effort to raise awareness and funding.



McGLINCHEY'S GOLDEN NUGGETS

- McGlinchey's uncle, John Loughery, played QB at Boston College (1979-82) as did his cousin, Matt Ryan (2004-07). Ryan currently plays for the Atlanta Falcons and earned 2016 NFL MVP honors under current 49ers head coach Kyle Shanahan, who was Ryan's offensive coordinator (Mike pictured top right).



- Despite being roughly six foot, eight inches tall, McGlinchey doesn't know where his large frame came from. Said McGlinchey jokingly, "My dad is about five foot, eleven inches. My mom is five foot, eight inches. So, it must have been a genetic mutation."

GOLDMINE (CONTINUED)

- McGlinchey and his fellow rookies participated in the annual 49ers Mentorship Academy on September 18, 2018. The Mentorship Academy, partnering with USA Football, is a three-step program designed to provide high school football players with the opportunity to develop the skills necessary to succeed and be leaders on and off the field. The rookie class invited the high schoolers to the team facility, where they shared opinions and lessons over a meal and fun competitions.





GOLDMINE (CONTINUED)

- The 49ers worked alongside the humanitarian-relief organization Convoy of Hope on December 4, 2018, and hosted 1,500 guests in need from Bay Area nonprofits and schools at Levi's® Stadium for a free holiday resource fair. McGlinchey and his 49ers teammates distributed groceries, toys, books, shoes and other holiday offerings to the guests. The attendees also received haircuts, utilized health resources and took family portraits or professional headshots. Convoy of Hope is a nonprofit organization that directs children's feeding initiatives, hosts community outreach programs and provides disaster response resources to those in need in the Bay Area and throughout the world.



- McGlinchey and his teammates surprised guests of the CityTeam Men's Program and House of Grace on November 20, 2018, at Levi's Stadium. The group believed they were just taking a tour of the stadium, but they were in fact joining the 49ers players for a night full of exciting events. The guests received a makeover and haircut, selected a new outfit from Dockers, snapped a new headshot and then shared a Thanksgiving dinner with the 49ers players.



McGLINCHEY'S CAREER STATISTICS

GAMES/STARTS – 15/15: 2018 (15/15)

Additional Statistics:

Tackles – 1: 2018 (1)

Fumble Recoveries – 1: 2018 (1)

Milestones:

NFL Debut: at Min. (9/9/18); **First Start:** at Min. (9/9/18)

McGLINCHEY'S TRANSACTIONS

Originally a 1st-round (9th overall) draft choice by SF in 2018.




COLLEGE

Appeared in 51 games (39 starts) in five years at Notre Dame. In 2017, was named a team captain and earned First-Team All-America honors from the Associated Press, the Football Writers Association of America, the American Football Coaches Association, *USA Today* and *Sports Illustrated*. Started all 13 games at LT and was part of an offensive line that won the Joe Moore Award as the nation's most outstanding offensive line. Notre Dame averaged 269.3 rushing yds./gm., ranking 7th in the FBS. As a junior, earned Second-Team All-America honors from the Associated Press. A team captain, started all 12 games at LT and was part of an offensive line that averaged 417.6 yds./game. In 2015, started all 13 games at RT and was part of an offensive line that helped the Irish average 5.63 yds./att., ranking 9th in the FBS. As a freshman, played in all 13 games (1 start) and saw action on special teams, registering a blocked FG, before making his first collegiate start in the Music City Bowl. Redshirted in 2013.

PERSONAL

- Attended William Penn (Philadelphia, PA) Charter School, where he was first-team offensive lineman on the 2012 Pennsylvania Sports Writers AAAA All-State football team and first-team offensive lineman on *Philadelphia Inquirer* All-Southeastern Pennsylvania team.
- Named a team captain as a senior in 2012.
- Began his high school career as a TE before transitioning to OL.
- Son of Mike and Janet McGlinchey.
- Born Michael Sean McGlinchey (1/12/95) in Warrington, PA.
- Graduated in May 2017 with a degree in film, television and theatre from the College of Arts and Letters.



28

RB

JERICK McKINNON

5-9 || 205 || GEORGIA SOUTHERN

5.3.92 || ATLANTA, GA || 5TH YEAR || ACQUIRED FA IN '18

GOLDMINE

- NFL players had the opportunity to participate in the NFL's annual My Cause, My Cleats campaign during a designated home game between Weeks 13-15. McKinnon and his teammates represented their respective causes with custom-designed cleats in an effort to raise awareness and funding.



- While at Sprayberry High, McKinnon's head coach Billy Shackelford showed confidence in him, playing him all over the field at quarterback, running back, wide receiver and defensive back. Shackelford urged schools to recruit McKinnon and proclaimed that he had zero red flags as a prospect, and would outwork any player on their current roster. Yet, despite a successful high school career, McKinnon was shunned by major schools like Illinois and Georgia Tech, who passed on him for taller or heavier prospects. Later, despite an extremely successful career at Georgia Southern, McKinnon's draft projection stated that he was a 'jack of all trades, but a master of none.' For McKinnon, the comments just served as additional motivation. "That kind of rubbed me the wrong way," he said. "I've got it as the screensaver on my phone. I look at it every day. It fuels me." Three years into his NFL career, McKinnon played in his hometown of Atlanta for the first time. For his homecoming, McKinnon made sure that Coach Shackelford, the man who always believed in him, had prime seats for the game.

McKINNON'S GOLDEN NUGGETS

- Given the nickname 'Jet' at Georgia Southern after contributing early as a freshman, McKinnon's strength and conditioning coach was impressed with his abilities and presented him with two options, 'Jet' and 'Juke.' Jerick chose 'Jet', and the nickname has fittingly stuck with him throughout his career.
- Jerick's brother, Lester Norwood, was a defensive back at the University of Florida from 1998-2002.
- McKinnon and his new teammate Matt Breida were an integral part in the history of Georgia Southern football. The Eagles program was a FCS school for the majority of its existence. It wasn't until the success of the team with McKinnon at virtually every position, which led to the program officially moved to FBS play following his senior season in 2013. "Those two guys were very important in our transition from FCS to FBS and showed that Georgia Southern did belong in Division I football," said Georgia Southern head coach Chad Lunsford.



McKINNON'S CAREER STATISTICS

YEAR	TEAM	GP	GS	ATT	RUSHING				NO	RECEIVING			
					YDS	AVG	LG	TD		YDS	AVG	LG	TD
2014	MIN	11	6	113	538	4.8	55	0	27	135	5.0	17	0
2015	MIN	16	0	52	271	5.2	68t	2	21	173	8.2	30	1
2016	MIN	15	7	159	539	3.4	36	2	43	255	5.9	41	2
2017	MIN	16	1	150	570	3.8	58t	3	51	421	8.3	41	2
2018	SF	—	—	—	INJURED RESERVE (Knee)				—	—	—	—	—
TOTALS		58	14	474	1,918	4.0	68t	7	142	984	6.9	41	5

PLAYOFFS

YEAR	TEAM	GP	GS	ATT	RUSHING				NO	RECEIVING			
					YDS	AVG	LG	TD		YDS	AVG	LG	TD
2015	MIN	1	0	2	7	3.5	6	0	3	22	7.3	9	0
2017	MIN	2	0	18	74	4.1	14t	1	14	92	6.6	13	0
TOTALS		3	0	20	81	4.1	14t	1	17	114	6.7	13	0

Additional Statistics:

Kick Returns – 13: 2015 (1); 2017 (12)

Kick Return Yards – 336: 2015 (24); 2017 (312)

Fumbles—Lost – 3–2: 2017 (3–2)

Tackles – 3: 2014 (1); 2016 (1); 2017 (1)

Milestones:

NFL Debut: at StL. (9/7/14); **First Start:** vs. Det. (10/12/14); **First Rushing TD:** vs. NYG (12/27/15); **First Receiving TD:** vs. Chi. (12/20/15 – 17-yd. pass from QB Teddy Bridgewater); **100–yd. Games:** 2, Last at Buf. (10/19/14 – 103 yds.); **2 TD Games:** 1 vs. NYG (12/27/15)

McKINNON'S CAREER HIGHS

Rushes: 20 vs. Hou. (10/9/16)

Rushing Yards: 135 vs. Atl. (9/28/14)

Rushing TDs: 2 vs. NYG (12/27/15)

Long Rush: 68t vs. NYG. (12/27/15)

Receptions: 9 vs. Ind. (12/18/16)

Receiving Yards: 114 vs. Cin. (12/17/17)

Receiving TDs: 1 (5 times) Last at Atl. (12/3/17)

McKINNON'S TRANSACTIONS

Originally a 3rd-round (96th overall) draft choice by Min. in 2014...Placed on the Injured Reserve List on 12/6/14...Signed four-year deal with SF on 3/14/18...Placed on the Injured Reserve List on 9/3/18.



2017 (MINNESOTA)

- Appeared in all 16 games (1 start) and posted career highs in rushing yds. (570) and rushing TDs (3) on 150 atts. Hauled in 51 receipts. for 421 rec. yds., both of which set career highs.
- Saw action in 2 postseason contests and registered 18 rushing atts. for 74 yds. and 1 TD. Caught 14 passes for 92 yds., finishing with 166 total scrimmage yds. His 14 receipts. ranked 2nd among all RBs in the postseason.
- Posted a season-high 95 rushing yds. and 1 TD on 16 atts. in a win at Chi. (10/9). Added 6 receipts. and 51 receiving yds. for a total of 146 yds. from scrimmage.
- Registered 7 receipts. for a career-high 114 yds. vs. Cin. (12/17).

2016 (MINNESOTA)

- In 15 games (7 starts), totaled 539 rushing yds. and 2 rushing TDs on 159 atts., a career high. Added 43 receipts. for 255 yds. and 2 TDs.
- In his first start of the season vs. NYG (10/3), carried the ball 18 times for 85 yards and 1 TDs.
- Carried the ball 16 times for a season-high 89 rushing yds. and 1 TD vs. Chi. (1/1/17).

2015 (MINNESOTA)

- Appeared in all 16 games and carried the ball 52 times for 271 yds. and 2 TDs, while adding 21 receipts. for 173 yds.
- Registered his first career TD after catching a 17-yd. pass from QB Teddy Bridgewater in a win vs. Chi. (12/20). Finished the game with 4 receipts. for 76 yds.
- Ran the ball 7 times for 89 yds. and a career-high 2 TDs vs. NYG (12/27). In the 4th Qtr., registered a 68-yd. touchdown run, the longest of his career.

2014 (MINNESOTA)

- Saw action in 11 games (6 starts) as a rookie and recorded 538 rushing yds. on 113 atts. Led the team in yds. per carry (4.8) on the season. Added 27 receipts. for 135 yds.
- Ranked 3rd among NFC rookie runners in total rushing yds. (538) on the season.
- Saw 18 rushing atts. for a career-high 135 yds. vs. Atl. (9/28/14). The performance ranks as the sixth-most rushing yds. by a rookie in Vikings history.
- Posted his 2nd 100-yd. rushing performance on the year at Buf. (10/19), finishing the game with 103 yds. on 19 atts. in just the second start of his NFL career.

COLLEGE

Appeared in 47 games (31 starts) and made starts at QB, WR, RB and CB in a four-year career at Georgia Southern. Ran the ball for 3,899 career rushing yds. and 42 TDs. Logged 17 career games with over 100 rushing yds. As a senior in 2013, earned team MVP honors for the second-consecutive year. Saw action at QB and RB, registering 1,050 rushing yds. and 16 TDs (12 rushing & 4 passing). In his junior season, earned All-America honors at QB from *College Sports Journal* and *College Sporting News* after recording 1,817 rushing yds. and 20 rushing TDs. on 269 atts. As a sophomore in 2011, played in 13 games (7 starts) and tallied 705 all-purpose yds., while also adding 2 INTs. Played in 10 games as a freshman and carried the ball 109 times for 495 yds. and 3 TDs.

PERSONAL

- Attended Sprayberry (Marietta, GA) HS and earned all-state honors as a QB from *Atlanta Journal-Constitution* after his senior year.
- As a senior, named Region VII AAAA Player of the Year after registering more than 1,500 passing yds. and 1,300 rushing yds.
- Excelled in track and field, competing in the 100m, 200m, 4x100 relay and long jump.
- Born Jerick Deshun McKinnon (5/3/92) in Atlanta, GA.

INJURY REPORT

2014: Placed on the Injured Reserve List on 12/6 with a back injury.

2016: Inactive at Chi. (10/31) with an ankle injury.

2018: Placed on the Injured Reserve List on 9/3 with a knee injury.



McKINNON'S GAME-BY-GAME

2014 (Minnesota)

Date	Opp	W/L	P/S	Rsh	Yds	Avg	Lg	TD	Rec	Yds	TD
Sep 7	at StL	W	1/0	1	1	1.0	1	0	0	0	0
Sep 14	NE	L	1/0	2	7	3.5	4	0	2	5	0
Sep 21	at NO	L	1/0	2	-1	-0.5	1	0	2	9	0
Sep 28	Atl	W	1/0	18	135	7.5	55	0	1	17	0
Oct 2	at GB	L	1/0	7	24	3.4	10	0	3	22	0
Oct 12	Det	L	1/1	11	40	3.6	9	0	6	42	0
Oct 19	at Buf	L	1/1	19	103	5.4	29	0	2	-2	0
Oct 26	at TB	W	1/1	16	83	5.2	28	0	1	-1	0
Nov 2	Was	W	1/1	14	54	3.9	15	0	3	14	0
Nov 16	at Chi	L	1/1	8	38	4.8	23	0	4	20	0
Nov 23	GB	L	1/1	15	54	3.6	10	0	3	9	0
PLACED ON INJURED RESERVE (Back) ON 12/6											
TOTALS			11/6	113	538	4.8	55	0	27	135	0

2015 (Minnesota)

Date	Opp	W/L	P/S	Rsh	Yds	Avg	Lg	TD	Rec	Yds	TD
Sep 14	at SF	L	1/0	3	20	6.7	15	0	2	8	0
Sep 20	Det	W	1/0	3	6	2.0	3	0	0	0	0
Sep 27	SD	W	1/0	6	18	3.0	9	0	0	0	0
Oct 4	at Den	L	1/0	1	6	6.0	6	0	0	0	0
Oct 18	KC	W	1/0	1	2	2.0	2	0	0	0	0
Oct 25	at Det	W	1/0	9	36	4.0	9	0	1	1	0
Nov 1	at Chi	W	1/0	2	18	9.0	16	0	0	0	0
Nov 8	StL	W	1/0	0	0	0.0	0	0	2	11	0
Nov 15	at Oak	W	1/0	0	0	0.0	0	0	1	7	0
Nov 22	GB	L	1/0	0	0	0.0	0	0	2	15	0
Nov 29	at Atl	W	1/0	5	33	6.6	10	0	0	0	0
Dec 6	Sea	L	1/0	4	18	4.5	12	0	3	6	0
Dec 10	at Ari	L	1/0	0	0	0.0	0	0	1	8	0
Dec 20	Chi	W	1/0	7	10	1.4	4	0	4	76	1
Dec 27	NYG	W	1/0	7	89	12.7	68t	2	2	8	0
Jan 3	at GB	W	1/0	4	15	3.8	10	0	3	33	0
TOTALS			16/0	52	271	5.2	68t	2	21	173	1

2015 Postseason (Minnesota)

Date	Opp	W/L	P/S	Rsh	Yds	Avg	Lg	TD	Rec	Yds	TD
Jan 10	Sea	L	1/0	2	7	3.5	6	0	3	22	0
TOTALS			1/0	2	7	3.5	6	0	3	22	0

2016 (Minnesota)


Date	Opp	W/L	P/S	Rsh	Yds	Avg	Lg	TD	Rec	Yds	TD
Sep 11	at Ten	W	1/0	1	6	6.0	6	0	1	3	0
Sep 18	GB	W	1/0	2	2	1.0	2	0	1	-1	0
Sep 25	at Car	W	1/0	16	45	2.8	14	0	1	2	0
Oct 3	NYG	W	1/0	18	85	4.7	25	1	3	10	0
Oct 9	Hou	W	1/0	20	36	1.8	8	0	1	10	0
Oct 23	at Phi	L	1/0	11	43	3.9	9	0	1	5	0
Oct 31	at Chi	L	—	—	INACTIVE (Ankle)						—
Nov 6	Det	L	1/0	7	8	1.1	4	0	0	0	0
Nov 13	at Was	L	1/0	6	16	2.7	13	0	3	17	0
Nov 20	Ari	W	1/0	16	44	2.8	12	0	1	-3	0
Nov 24	at Det	L	1/0	9	31	3.4	10	0	3	45	0
Dec 1	Dal	L	1/0	9	41	4.6	9	0	5	14	1
Dec 11	at Jax	W	1/0	14	31	2.2	7	0	6	38	0
Dec 18	Ind	L	1/0	3	12	4.0	6	0	9	59	0
Dec 24	at GB	L	1/0	11	50	4.5	11	0	5	35	0
Dec 1	Chi	W	1/0	16	89	5.6	36	1	3	21	1
TOTALS			15/7	159	539	3.4	36	2	43	255	2

2017 (Minnesota)

Date	Opp	W/L	P/S	Rsh	Yds	Avg	Lg	TD	Rec	Yds	TD
Sep 11	NO	W	1/0	3	5	1.7	10	0	3	32	0
Sep 17	at Pit	L	1/0	3	16	5.3	9	0	3	9	0
Sep 24	TB	W	1/0	2	5	2.5	4	0	2	-1	0
Oct 1	Det	L	1/0	2	0	0.0	4	0	0	0	0
Oct 9	at Chi	W	1/0	16	95	5.9	58t	1	6	51	0
Oct 15	GB	W	1/0	15	69	4.6	20	1	5	30	1
Oct 22	Bal	W	1/0	14	47	3.4	7	0	3	10	0
Oct 29	at Cle	W	1/0	14	50	3.6	10	1	6	72	0
Nov 12	at Was	W	1/0	10	32	3.2	10	0	2	15	0
Nov 19	LAR	W	1/0	14	48	3.4	9	0	5	12	0
Nov 23	at Det	W	1/0	13	23	1.8	16	0	1	31	0
Dec 3	at Atl	W	1/0	9	24	2.7	7	0	5	28	1
Dec 10	at Car	L	1/0	7	46	6.6	17	0	2	9	0
Dec 17	Cin	W	1/0	9	24	2.7	9	0	7	114	0
Dec 23	at GB	W	1/0	7	42	6.0	17	0	1	9	0
Jan 31	Chi	W	1/1	12	44	3.7	14	0	0	0	0
TOTALS			16/1	150	570	3.8	58t	3	51	421	2

2017 Postseason (Minnesota)

Date	Opp	W/L	P/S	Rsh	Yds	Avg	Lg	TD	Rec	Yds	TD
Jan 14	NO	W	1/0	8	34	4.3	14t	1	3	6	0
Jan 21	at Phi	L	1/0	10	40	4.0	10	0	11	86	0
TOTALS			2/0	18	74	4.1	14t	1	14	92	0



90
—
NT

EARL MITCHELL

6-3 || 310 || ARIZONA

9.25.87 || GALENA PARK, TX || 9TH YEAR || ACQUIRED FA IN '17

GOLDMINE

- NFL players had the opportunity to participate in the NFL's annual My Cause, My Cleats campaign during a designated home game between Weeks 13-15. Mitchell and his teammates represented their respective causes with custom-designed cleats in an effort to raise awareness and funding.



- The 49ers worked alongside the humanitarian-relief organization Convoy of Hope on December 4, 2018, and hosted 1,500 guests in need from Bay Area nonprofits and schools at Levi's® Stadium for a free holiday resource fair. Mitchell and his 49ers teammates distributed groceries, toys, books, shoes and other holiday offerings to the guests. The attendees also received haircuts, utilized health resources and took family portraits or professional headshots. Convoy of Hope is a nonprofit organization that directs children's feeding initiatives, hosts community outreach programs and provides disaster response resources to those in need in the Bay Area and throughout the world.



MITCHELL'S' GOLDEN NUGGETS

- Worked with current 49ers defensive line coach, Jeff Zgonina, who was the assistant defensive line coach with the Houston Texans in 2013. Current 49ers offensive line coach, John Benton, spent the 2010-13 seasons with the Texans, as well as the 2014-15 seasons with the Miami Dolphins, going against Mitchell. He also played with current 49ers defensive quality control coach, DeMeco Ryans, for two seasons (2010-11).
- An avid WWE and professional wrestling fan, Mitchell attended WrestleMania 32 in Dallas, TX in 2016 and WrestleMania 34 in New Orleans, LA in 2018.

MITCHELL'S GAME-BY-GAME

2018

Date	Opp	W/L	P/S	Tot	Sol	Ast	Sk	Yds	Int	Yds	PD	FF	FR	Yds
Sep 9	at Min	L	1/1	4	1	3	0.0	0.0	0	0	0	0	0	0
Sep 16	Det	W	1/1	2	1	1	0.0	0.0	0	0	0	0	0	0
Sep 23	at KC	L	1/1	1	0	1	0.0	0.0	0	0	0	0	0	0
Sep 30	at LAC	L	1/1	2	2	0	0.0	0.0	0	0	0	0	0	0
Oct 7	Arz	L	1/1	3	2	1	0.0	0.0	0	0	0	0	0	0
Oct 15	at GB	L	1/1	2	1	1	0.0	0.0	0	0	0	0	0	0
Oct 21	LAR	L	1/1	3	3	0	0.0	0.0	0	0	0	0	0	0
Oct 28	at Arz	L	1/1	4	2	2	0.0	0.0	0	0	0	0	0	0
Nov 1	Oak	W	1/1	1	1	0	0.0	0.0	0	0	0	0	0	0
Nov 12	NYG	L	1/1	2	1	1	0.0	0.0	0	0	0	0	0	0
Nov 25	at TB	L	1/1	1	1	0	0.0	0.0	0	0	0	0	0	0
Dec 2	at Sea	L	1/1	3	2	1	0.0	0.0	0	0	0	0	0	0
Dec 9	Den	W	1/0	0	0	0	0.0	0.0	0	0	0	0	0	0
Dec 16	Sea	W	1/0	0	0	0	0.0	0.0	0	0	0	0	0	0
Dec 23	Chi	L	—	—	—	—	INACTIVE	—	—	—	—	—	—	—
Dec 30	at LAR													
TOTALS				14/12	28	17	11	0.0	0.0	0	0	0	0	0



GOLDMINE (CONTINUED)

- After posing for a photoshoot, Mitchell and his teammates joined Levi's in support of breast, colon and pediatric cancer warriors at the Crucial Catch Fashion Show presented by Dignity Health on October 2, 2018. 49ers players and cancer warriors took to the runway to show off their attire and share their stories of strength and courage with the audience.



- The 49ers joined forces with Martha's Kitchen of San Jose as part of their Community Tuesday kickoff event on September 11, 2018. Mitchell and teammates took part in the event by serving dinner to nearly 200 residents in need, refilling beverages and bussing tables. Both the 49ers and Levi's Stadium partner with Martha's Kitchen throughout the year by donating excess food after stadium events. Martha's Kitchen's mission is to "feed the hungry with dignity, no questions asked, no judgements made."



- During all Week 13 games in 2017, NFL players had the chance to share the causes that are important to them as part of the NFL's My Cause, My Cleats campaign. "The Salvation Army is my favorite nonprofit because they provide resources to single mothers and help them get on their feet during times of need," said Mitchell.



- In 2013, Mitchell added CrossFit to his workout repertoire three times a week to help with his endurance. "It's just something I picked up during the offseason," Mitchell said in 2013. "I was kind of just looking at different ways to work out and that was right up my alley and what would translate best for me in terms of how I feel during practice and during games. It takes a lot of heart to do CrossFit so that's really why I did it."
- While playing at the University of Arizona, Mitchell transitioned from TE/H-Back to a DL for his final two seasons (2008-09). "I was able to pick up what the other team's offense was doing, and that helped make the transition easier," said Mitchell.





MITCHELL'S CAREER STATISTICS

YEAR	TEAM	GP	GS	TACKLES					INTERCEPTIONS					FUMBLES		
				TOT	SOL	AST	SACKS	YDS	INT	YDS	LG	TD	PD	FF	FR	YDS
2010	HOU	15	0	26	18	8	1.0	8.0	0	0	—	0	0	0	0	0
2011	HOU	16	0	27	14	13	1.0	0.0	0	0	—	0	1	0	0	0
2012	HOU	16	3	51	23	28	0.0	0.0	0	0	—	0	3	1	0	0
2013	HOU	16	14	87	33	54	1.5	9.5	0	0	—	0	0	0	0	0
2014	MIA	16	4	33	21	12	2.0	12.0	0	0	—	0	1	0	0	0
2015	MIA	12	12	22	14	8	0.0	0.0	0	0	—	0	0	0	0	0
2016	MIA	9	5	17	11	6	0.0	0.0	0	0	—	0	0	0	0	0
2017	SF	16	16	33	19	14	1.0	6.0	0	0	—	0	4	0	1	0
2018	SF	14	12	28	17	11	0.0	0.0	0	0	—	0	0	0	0	0
TOTALS		130	66	324	170	154	6.5	35.5	0	0	—	0	9	1	1	0

PLAYOFFS

YEAR	TEAM	GP	GS	TACKLES					INTERCEPTIONS					FUMBLES		
				TOT	SOL	AST	SACKS	YDS	INT	YDS	LG	TD	PD	FF	FR	YDS
2011	HOU	2	0	5	3	2	1.0	9.0	0	0	—	0	1	0	0	0
2012	HOU	2	0	5	2	3	0.0	0.0	0	0	—	0	0	0	0	0
2016	MIA	1	0	3	3	0	0.0	0.0	0	0	—	0	0	0	0	0
TOTALS		5	0	13	8	5	1.0	9.0	0	0	—	0	1	0	0	0

Additional Statistics:

Special Teams Fumble Recoveries – 2: 2011 (2)

Blocked Field Goal – 1: 2014 (1)

Kick Returns – 1: 2010 (1)

Kick Return Yards – 0: 2010 (0)

Milestones:

NFL Debut: vs Ind. (9/12/10); **First Start:** at Chi. (11/11/12); **First Sack:** at Ten. (12/19/10 – QB Kerry Collins); **First FF:** at NE (12/10/12 – RB Stevan Ridley); **First FR:** vs. Arz. (11/5/17 – RB Adrian Peterson); **First Blocked FG:** at Det. (11/9/14 – K Matt Prater)

MITCHELL'S CAREER HIGHS

Total Tackles: Regular Season – 11 at KC (10/20/13); Postseason – 4 (2 times) Last at NE (1/13/13)
Solo: Regular Season – 7 at KC (10/20/13); Postseason – 3 (2 times) Last at Pit. (1/8/17)
Assists: Regular Season – 7 vs. StL (10/13/13); Postseason – Postseason – 3 at NE (1/13/13)

Passes Defensed: Regular Season – 2 at Den. (9/23/12); Postseason – 1 vs. Cin. (1/7/12)
Sacks: Regular Season – 1.0 (6 times) Last at Phi. (10/29/17); Postseason – 1.0 vs. Cin. (1/7/12)
Forced Fumbles: 1 at NE (12/10/12)
Fumble Recoveries: 1 vs. Arz. (11/5/17)

MITCHELL'S TRANSACTIONS

Originally a 3rd-round (81st overall) draft choice by Hou. in 2010...Signed a four-year deal with Mia. on 3/12/14...Placed on the Injured Reserve List on 9/14/16...Activated from the Injured Reserve List on 11/10/16...Signed a four-year deal with SF on 2/25/17.



2017 (SAN FRANCISCO)

- Started all 16 games and registered 33 tackles, 1.0 sack, 1 FR and a career-high 4 PDs.
- Brought down Eagles QB Carson Wentz at Phi. (10/29), marking his 1st sack of the season and 1st since 11/13/14 vs. Buf. (1.0 sack), as a member of the Miami Dolphins.
- Notched his 1st career defensive FR vs. Arz. (11/5), recovering a fumble by Cardinals RB Adrian Peterson.
- Lined up at FB for a 1-yd. TD run by QB Jimmy Garoppolo vs. Jax. (12/24).

2016 (MIAMI)

- Appeared in 9 games (5 starts) and registered 17 tackles. Saw action in Miami's lone playoff game and recorded 3 tackles.

2015 (MIAMI)

- Started all 12 games that he appeared in and recorded 22 tackles.

2014 (MIAMI)

- Appeared in 16 games for the 4th consecutive season, making 4 starts and totaling 33 tackles and 2.0 sacks.
- Notched 3 tackles and 1.0 sack vs. SD (11/2), taking down Chargers QB Philip Rivers for an 8-yd. loss
- Recorded the 1st blocked FG of his career at Det. (11/9), blocking a 42-yd. FGA by Lions K Matt Prater.

2013 (HOUSTON)

- Appeared in all 16 games (14 starts) and registered a career-high 87 tackles while adding 1.5 sacks.
- Notched a career-high 11 tackles and 1.0 sack at KC (10/20), sacking Chiefs QB Alex Smith for a 6-yd. loss.
- Recorded 9 tackles and a half sack vs. Jax. (11/24), combining with DE Antonio Smith to sack Jaguars QB Chad Henne.

2012 (HOUSTON)

- Appeared in 16 games (3 starts) and recorded 51 tackles, 3 PDs and 1 FF. Saw action in both of the team's playoff games and recorded 5 tackles.
- Made the 1st start of his NFL career at Chi. (11/11).
- Registered 6 tackles and the 1st FF of his career at NE (12/10), knocking the ball loose from Patriots RB Stevan Ridley.

2011 (HOUSTON)

- Appeared in all 16 games and totaled 27 tackles, 1.0 sack and 1 PD. Saw action in both of the team's playoff games and recorded 5 tackles, 1.0 sack and 1 PD.
- Registered 5 tackles and 1.0 sack vs. Car. (12/18), taking down QB Cam Newton.
- Totaled 4 tackles and 1.0 sack vs. Cin (1/7/12 - AFC - WC), taking down Bengals QB Andy Dalton for a 9-yd. loss.

2010 (HOUSTON)

- Appeared in 15 games and registered 26 tackles and 1.0 sack in his rookie season.
- Recorded the 1st sack of his NFL career at Ten. (12/19), taking down Titans QB Kerry Collins for an 8-yd. loss.

COLLEGE

Played in 49 games (37 starts) at Arizona, starting 12 of 24 games at TE/H-Back and all 25 games at DT. Started his collegiate career as a TE/H-back before transitioning to the defensive line as a junior. On defense, totaled 88 tackles, 8.0 sacks, 18 TFLs, 2 PDs, 1 FF and 1 blocked punt. As a senior in 2009, started all 12 games and recorded 48 tackles and 6.5 sacks and was named Second-Team All-Pac 10 by the league's coaches. In 2008, shifted to the defensive side of the ball where he started all 13 games at DT and registered 40 tackles, 1.5 sacks and 5.5 TFLs. As a sophomore, appeared in 12 games on offense and recorded 5 receipts. for 38 yds. and 1 TD. Saw action in all 12 games as a true freshman in 2006 and rushed for 7 yds. on 4 atts., while adding and 9 receipts. for 136 yds.

PERSONAL

- Majored in interdisciplinary studies.
- Attended North Shore (Galena Park, TX) HS, where he earned first-team all-district 23-5A honors and helped his team to an 11-1 record as a senior.
- Born Earl Mitchell (9/25/87) in Houston, TX.

INJURY REPORT

2010: Inactive at Ind. (11/1) with an ankle injury.

2015: Inactive vs. Bal. (12/6), at SD (12/20), vs. Ind. (12/27) and vs. NE (1/3/16) with a calf injury.

2016: Placed on the Injured Reserve List on 9/14 with a calf injury; Activated from the Injured Reserve List on 11/10 after missing 7 games.



MITCHELL'S GAME-BY-GAME

2010 (Houston)

Date	Opp	W/L	P/S	Tot	Sol	Ast	Sk	Yds	Int	Yds	PD	FF	FR	Yds
Sep 12	Ind	W	1/0	0	0	0	0.0	0.0	0	0	0	0	0	0
Sep 19	at Was	W	1/0	2	1	1	0.0	0.0	0	0	0	0	0	0
Sep 26	Dal	L	1/0	2	2	0	0.0	0.0	0	0	0	0	0	0
Oct 3	at Oak	W	1/0	2	2	0	0.0	0.0	0	0	0	0	0	0
Oct 10	NYG	L	1/0	5	1	4	0.0	0.0	0	0	0	0	0	0
Oct 17	KC	W	1/0	3	1	2	0.0	0.0	0	0	0	0	0	0
Nov 1	at Ind	L	—	—	INACTIVE (Ankle)				—	—	—	—	—	—
Nov 7	SD	L	1/0	0	0	0	0.0	0.0	0	0	0	0	0	0
Nov 14	at Jax	L	1/0	3	3	0	0.0	0.0	0	0	0	0	0	0
Nov 21	at NYJ	L	1/0	2	2	0	0.0	0.0	0	0	0	0	0	0
Nov 28	Ten	W	1/0	1	1	0	0.0	0.0	0	0	0	0	0	0
Dec 2	at Phi	L	1/0	0	0	0	0.0	0.0	0	0	0	0	0	0
Dec 13	Bal	L	1/0	4	3	1	0.0	0.0	0	0	0	0	0	0
Dec 19	at Ten	L	1/0	1	1	0	1.0	8.0	0	0	0	0	0	0
Dec 26	at Den	L	1/0	1	1	0	0.0	0.0	0	0	0	0	0	0
Jan 2	Jax	W	1/0	0	0	0	0.0	0.0	0	0	0	0	0	0
TOTALS			15/0	26	18	8	1.0	8.0	0	0	0	0	0	0

2011 (Houston)

Date	Opp	W/L	P/S	Tot	Sol	Ast	Sk	Yds	Int	Yds	PD	FF	FR	Yds
Sep 11	Ind	W	1/0	1	1	0	0.0	0.0	0	0	0	0	0	0
Sep 18	at Mia	W	1/0	2	1	1	0.0	0.0	0	0	0	0	0	0
Sep 25	at NO	L	1/0	0	0	0	0.0	0.0	0	0	0	0	0	0
Oct 2	Pit	W	1/0	0	0	0	0.0	0.0	0	0	0	0	0	0
Oct 9	Oak	L	1/0	2	1	1	0.0	0.0	0	0	0	0	0	0
Oct 16	at Bal	L	1/0	1	0	1	0.0	0.0	0	0	0	0	0	0
Oct 23	at Ten	W	1/0	1	0	1	0.0	0.0	0	0	0	0	0	0
Oct 30	Jax	W	1/0	1	0	1	0.0	0.0	0	0	0	0	0	0
Nov 6	Cle	W	1/0	3	3	0	0.0	0.0	0	0	0	0	0	0
Nov 13	at TB	W	1/0	0	0	0	0.0	0.0	0	0	0	0	0	0
Nov 27	at Jax	W	1/0	0	0	0	0.0	0.0	0	0	0	0	0	0
Dec 4	Atl	W	1/0	0	0	0	0.0	0.0	0	0	0	0	0	0
Dec 11	at Cin	W	1/0	1	0	1	0.0	0.0	0	0	0	0	0	0
Dec 18	Car	L	1/0	5	3	2	1.0	0.0	0	0	0	0	0	0
Dec 22	at Ind	L	1/0	4	0	4	0.0	0.0	0	0	0	0	0	0
Jan 1	Ten	L	1/0	6	5	1	0.0	0.0	0	0	1	0	0	0
TOTALS			16/0	27	14	13	1.0	0.0	0	0	1	0	0	0

2011 Postseason (Houston)

Date	Opp	W/L	P/S	Tot	Sol	Ast	Sk	Yds	Int	Yds	PD	FF	FR	Yds
Jan 7	Cin	W	1/0	4	3	1	1.0	9.0	0	0	1	0	0	0
Jan 13	at NE	L	1/0	1	0	1	0.0	0.0	0	0	0	0	0	0
TOTALS			2/0	5	3	2	1.0	9.0	0	0	1	0	0	0

2012 (Houston)

Date	Opp	W/L	P/S	Tot	Sol	Ast	Sk	Yds	Int	Yds	PD	FF	FR	Yds
Sep 9	Mia	W	1/0	2	0	2	0.0	0.0	0	0	0	0	0	0
Sep 16	at Jax	W	1/0	2	2	0	0.0	0.0	0	0	0	0	0	0
Sep 23	at Den	W	1/0	3	2	1	0.0	0.0	0	0	2	0	0	0
Sep 30	Ten	W	1/0	3	2	1	0.0	0.0	0	0	0	0	0	0
Oct 8	at NYJ	W	1/0	3	1	2	0.0	0.0	0	0	0	0	0	0
Oct 14	GB	L	1/0	7	4	3	0.0	0.0	0	0	0	0	0	0
Oct 21	Bal	W	1/0	4	1	3	0.0	0.0	0	0	0	0	0	0
Nov 4	Buf	W	1/0	2	0	2	0.0	0.0	0	0	0	0	0	0
Nov 11	at Chi	W	1/1	4	3	1	0.0	0.0	0	0	0	0	0	0
Nov 18	Jax	W	1/1	1	1	0	0.0	0.0	0	0	0	0	0	0
Nov 22	at Det	W	1/1	5	1	4	0.0	0.0	0	0	0	0	0	0
Dec 2	at Ten	W	1/0	1	0	1	0.0	0.0	0	0	1	0	0	0
Dec 10	at NE	L	1/0	6	3	3	0.0	0.0	0	0	0	1	0	0
Dec 16	Ind	W	1/0	4	1	3	0.0	0.0	0	0	0	0	0	0
Dec 23	Min	L	1/0	1	0	1	0.0	0.0	0	0	0	0	0	0
Dec 30	at Ind	L	1/0	3	2	1	0.0	0.0	0	0	0	0	0	0
TOTALS			16/3	51	23	28	0	0	0	0	3	1	0	0

2012 Postseason (Houston)

Date	Opp	W/L	P/S	Tot	Sol	Ast	Sk	Yds	Int	Yds	PD	FF	FR	Yds
Jan 5	Cin	W	1/0	1	1	0	0.0	0.0	0	0	0	0	0	0
Jan 13	at NE	L	1/0	4	1	3	0.0	0.0	0	0	0	0	0	0
TOTALS			2/0	5	2	3	0.0	0.0	0	0	0	0	0	0

2013 (Houston)

Date	Opp	W/L	P/S	Tot	Sol	Ast	Sk	Yds	Int	Yds	PD	FF	FR	Yds
Sep 9	at SD	W	1/1	4	1	3	0.0	0.0	0	0	0	0	0	0
Sep 15	Ten	W	1/1	6	0	6	0.0	0.0	0	0	0	0	0	0
Sep 22	at Bal	L	1/1	7	1	6	0.0	0.0	0	0	0	0	0	0
Sep 29	Sea	L	1/1	4	0	4	0.0	0.0	0	0	0	0	0	0
Oct 6	at SF	L	1/1	5	2	3	0.0	0.0	0	0	0	0	0	0
Oct 13	StL	L	1/1	9	2	7	0.0	0.0	0	0	0	0	0	0
Oct 20	at KC	L	1/1	11	7	4	1.0	6.0	0	0	0	0	0	0
Nov 3	Ind	L	1/1	5	3	2	0.0	0.0	0	0	0	0	0	0
Nov 10	at Arz	L	1/1	6	1	5	0.0	0.0	0	0	0	0	0	0
Nov 17	Oak	L	1/1	7	2	5	0.0	0.0	0	0	0	0	0	0
Nov 24	Jax	L	1/1	9	5	4	0.5	3.5	0	0	0	0	0	0
Dec 1	NE	L	1/1	3	2	1	0.0	0.0	0	0	0	0	0	0
Dec 5	at Jax	L	1/1	4	3	1	0.0	0.0	0	0	0	0	0	0
Dec 15	at Ind	L	1/0	3	1	2	0.0	0.0	0	0	0	0	0	0
Dec 22	Den	L	1/0	1	1	0	0.0	0.0	0	0	0	0	0	0
Dec 29	at Ten	L	1/1	3	2	1	0.0	0.0	0	0	0	0	0	0
TOTALS			16/14	87	33	54	1.5	6.5	0	0	0	0	0	0



MITCHELL'S GAME-BY-GAME

2014 (Miami)

Date	Opp	W/L	P/S	Tot	Sol	Ast	Sk	Yds	Int	Yds	PD	FF	FR	Yds
Sep 7	NE	W	1/0	2	2	0	0.0	0.0	0	0	0	0	0	0
Sep 14	at Buf	L	1/1	5	3	2	0.0	0.0	0	0	0	0	0	0
Sep 21	KC	L	1/0	3	2	1	0.0	0.0	0	0	0	0	0	0
Sep 28	at Oak	W	1/1	1	1	0	0.0	0.0	0	0	0	0	0	0
Oct 12	GB	L	1/0	2	2	0	0.0	0.0	0	0	0	0	0	0
Oct 19	at Chi	W	1/0	1	1	0	0.0	0.0	0	0	0	0	0	0
Oct 26	at Jax	W	1/1	2	1	1	0.0	0.0	0	0	0	0	0	0
Nov 2	SD	W	1/0	3	1	2	1.0	8.0	0	0	0	0	0	0
Nov 9	at Det	L	1/0	3	1	2	0.0	0.0	0	0	0	0	0	0
Nov 13	Buf	W	1/0	1	1	0	1.0	4.0	0	0	0	0	0	0
Nov 23	at Den	L	1/0	0	0	0	0.0	0.0	0	0	0	0	0	0
Dec 1	at NYJ	W	1/1	0	0	0	0.0	0.0	0	0	0	0	0	0
Dec 7	Bal	L	1/0	2	2	0	0.0	0.0	0	0	0	0	0	0
Dec 14	at NE	L	1/0	4	1	3	0.0	0.0	0	0	1	0	0	0
Dec 21	Min	W	1/0	1	0	1	0.0	0.0	0	0	0	0	0	0
Dec 28	NYJ	L	1/0	3	3	0	0.0	0.0	0	0	0	0	0	0
TOTALS			16/4	33	21	12	2.0	12.0	0	0	1	0	0	0

2015 (Miami)

Date	Opp	W/L	P/S	Tot	Sol	Ast	Sk	Yds	Int	Yds	PD	FF	FR	Yds
Sep 13	at Was	W	1/1	4	3	1	0.0	0.0	0	0	0	0	0	0
Sep 20	at Jax	L	1/1	1	1	0	0.0	0.0	0	0	0	0	0	0
Sep 27	Buf	L	1/1	1	1	0	0.0	0.0	0	0	0	0	0	0
Oct 4	NYJ	L	1/1	3	2	1	0.0	0.0	0	0	0	0	0	0
Oct 18	at Ten	W	1/1	3	0	3	0.0	0.0	0	0	0	0	0	0
Oct 25	Hou	W	1/1	3	2	1	0.0	0.0	0	0	0	0	0	0
Oct 29	at NE	L	1/1	0	0	0	0.0	0.0	0	0	0	0	0	0
Nov 8	at Buf	L	1/1	2	1	1	0.0	0.0	0	0	0	0	0	0
Nov 15	at Phi	W	1/1	1	1	0	0.0	0.0	0	0	0	0	0	0
Nov 22	Dal	L	1/1	1	1	0	0.0	0.0	0	0	0	0	0	0
Nov 29	at NYJ	L	1/1	3	2	1	0.0	0.0	0	0	0	0	0	0
Dec 6	Bal	W	—	—	—	—	INACTIVE (Calf)	—	—	—	—	—	—	—
Dec 14	NYG	L	1/1	0	0	0	0.0	0.0	0	0	0	0	0	0
Dec 20	at SD	L	—	—	—	—	INACTIVE (Calf)	—	—	—	—	—	—	—
Dec 27	Ind	L	—	—	—	—	INACTIVE (Calf)	—	—	—	—	—	—	—
Jan 3	NE	W	—	—	—	—	INACTIVE (Calf)	—	—	—	—	—	—	—
TOTALS			12/12	22	14	8	0.0	0.0	0	0	0	0	0	0

2016 (Miami)


Date	Opp	W/L	P/S	Tot	Sol	Ast	Sk	Yds	Int	Yds	PD	FF	FR	Yds
Sep 11	at Sea	L	1/0	1	0	1	0.0	0.0	0	0	0	0	0	0
Sep 18	at NE	L	—	—	—	—	INJURED RESERVE (Calf)	—	—	—	—	—	—	—
Sep 25	Cle	W	—	—	—	—	INJURED RESERVE (Calf)	—	—	—	—	—	—	—
Sep 29	at Cin	L	—	—	—	—	INJURED RESERVE (Calf)	—	—	—	—	—	—	—
Oct 9	Ten	L	—	—	—	—	INJURED RESERVE (Calf)	—	—	—	—	—	—	—
Oct 16	Pit	W	—	—	—	—	INJURED RESERVE (Calf)	—	—	—	—	—	—	—
Oct 23	Buf	W	—	—	—	—	INJURED RESERVE (Calf)	—	—	—	—	—	—	—
Nov 6	NYJ	W	—	—	—	—	INJURED RESERVE (Calf)	—	—	—	—	—	—	—
Nov 13	at SD	W	1/0	4	4	0	0.0	0.0	0	0	0	0	0	0
Nov 20	at LAR	W	1/0	2	2	0	0.0	0.0	0	0	0	0	0	0
Nov 27	SF	W	1/0	1	1	0	0.0	0.0	0	0	0	0	0	0
Dec 4	at Bal	L	1/1	1	1	0	0.0	0.0	0	0	0	0	0	0
Dec 11	Arz	W	1/1	2	1	1	0.0	0.0	0	0	0	0	0	0
Dec 17	at NYJ	W	1/1	4	1	3	0.0	0.0	0	0	0	0	0	0
Dec 24	at Buf	W	1/1	2	1	1	0.0	0.0	0	0	0	0	0	0
Jan 1	NE	L	1/1	0	0	0	0.0	0.0	0	0	0	0	0	0
TOTALS			9/5	17	11	6	0.0	0.0	0	0	0	0	0	0

2016 Postseason (Miami)

Date	Opp	W/L	P/S	Tot	Sol	Ast	Sk	Yds	Int	Yds	PD	FF	FR	Yds
Jan 8	at Pit	L	1/0	3	3	0	0.0	0.0	0	0	0	0	0	0
TOTALS			1/0	3	3	0	0.0	0.0	0	0	0	0	0	0

2017 (San Francisco)

Date	Opp	W/L	P/S	Tot	Sol	Ast	Sk	Yds	Int	Yds	PD	FF	FR	Yds
Sep 10	Car	L	1/1	2	1	1	0.0	0.0	0	0	1	0	0	0
Sep 17	at Sea	L	1/1	2	1	1	0.0	0.0	0	0	0	0	0	0
Sep 21	LAR	L	1/1	4	3	1	0.0	0.0	0	0	0	0	0	0
Oct 1	at Arz	L	1/1	2	1	1	0.0	0.0	0	0	0	0	0	0
Oct 8	at Ind	L	1/1	2	2	0	0.0	0.0	0	0	0	0	0	0
Oct 15	at Was	L	1/1	7	4	3	0.0	0.0	0	0	0	0	0	0
Oct 22	Dal	L	1/1	1	0	1	0.0	0.0	0	0	0	0	0	0
Oct 29	at Phi	L	1/1	1	1	0	1.0	6.0	0	0	1	0	0	0
Nov 5	Arz	L	1/1	1	0	1	0.0	0.0	0	0	1	0	1	0
Nov 12	NYG	W	1/1	3	1	2	0.0	0.0	0	0	1	0	0	0
Nov 26	Sea	L	1/1	0	0	0	0.0	0.0	0	0	0	0	0	0
Dec 3	at Chi	W	1/1	1	1	0	0.0	0.0	0	0	0	0	0	0
Dec 10	at Hou	W	1/1	2	1	1	0.0	0.0	0	0	0	0	0	0
Dec 17	Ten	W	1/1	1	1	0	0.0	0.0	0	0	0	0	0	0
Dec 24	Jax	W	1/1	1	1	0	0.0	0.0	0	0	0	0	0	0
Dec 31	at LAR	W	1/1	3	1	2	0.0	0.0	0	0	0	0	0	0
TOTALS			16/16	33	19	14	1.0	6.0	0	0	4	0	1	0



33

DB

TARVARIUS MOORE

6-2 || 193 || SOUTHERN MISSISSIPPI

8.16.96 || QUITMAN, MS || ROOKIE || ACQUIRED D-3B IN '18

2018 HIGHLIGHTS

- Registered 7 tackles and 2 PDs vs. Sea. (12/16). Was a key contributor in springing WR Richie James Jr.'s 97-yd. KR for a TD, as well as the defense's final three stops in regulation and overtime.
- In his 1st career start vs. Chi. (12/23), tied a career high with 7 tackles and registered his 1st career FF, punching the ball away from Bears WR Allen Robinson II.

GOLDMINE

- Prior to the start of his senior year at Southern Mississippi, Moore's younger sister, TavyAnna, passed away suddenly at the age of 16. "My sister was basically my best friend," said Moore. "After every game, no matter what, she was always the first person I'd see. Even if it was a tough loss, she would just always try to encourage me or give me some words of wisdom. For her to be my younger sister, she was kind of like my big sister at times. So, it was pretty hard. But I know she would want me to go out and do my best." Moore, who changed his Twitter screen name to "#Dolt4Tavy" shortly before the 2017 season began, found it easier to keep his chin up his senior season because of the inspiration he's drawn from his sister. "When I think about her, it gives me the motivation to keep on going each and every day," he said. "When I'm on the field, if I'm tired or my teammates are tired, I just try to think what she would want me to do. I know she would never want me to quit or give up on anything. So I just try to find it within to go as hard as I can."
- Moore and his fellow rookies participated in the annual 49ers Mentorship Academy on September 18, 2018. The Mentorship Academy, partnering with USA Football, is a three-step program designed to provide high school football players with the opportunity to develop the skills necessary to succeed and be leaders on and off the field. The rookie class invited the high schoolers to the team facility, where they shared opinions and lessons over a meal and fun competitions.



MOORE'S GOLDEN NUGGETS

- Coming from a town with just two stop lights, Moore is looking forward to having the opportunity to travel. "I can remember as a kid, just going to any big city was a big deal for us," Moore said. "I want to travel to as many foreign countries as I can, just to experience those different cultures."
- Moore comes from an athletic family, as his cousin, Antonio McDyess, played 17 seasons in the NBA for the Pistons, Nuggets, Spurs, Suns and Knicks. Originally drafted by the Clippers (then traded to the Nuggets) with the 2nd overall pick, McDyess averaged 12 points and 7 rebounds per game in his lengthy NBA career.

MOORE'S GAME-BY-GAME

2018

Date	Opp	W/L	P/S	Tot	Sol	Ast	Sk	Yds	Int	Yds	PD	FF	FR	Yds	
Sep 9	at Min	L	1/0	0	0	0	0.0	0.0	0	0	0	0	0	0	
Sep 16	Det	W	1/0	0	0	0	0.0	0.0	0	0	0	0	0	0	
Sep 23	at KC	L	1/0	0	0	0	0.0	0.0	0	0	0	0	0	0	
Sep 30	at LAC	L	1/0	0	0	0	0.0	0.0	0	0	0	0	0	0	
Oct 7	Arz	L	1/0	0	0	0	0.0	0.0	0	0	0	0	0	0	
Oct 15	at GB	L	1/0	0	0	0	0.0	0.0	0	0	0	0	0	0	
Oct 21	LAR	L	1/0	1	0	1	0.0	0.0	0	0	0	0	0	0	
Oct 28	at Arz	L	1/0	0	0	0	0.0	0.0	0	0	0	0	0	0	
Nov 1	Oak	W	1/0	0	0	0	0.0	0.0	0	0	0	0	0	0	
Nov 12	NYG	L	1/0	0	0	0	0.0	0.0	0	0	0	0	0	0	
Nov 25	at TB	L	1/0	2	2	0	0.0	0.0	0	0	0	0	0	0	
Dec 2	at Sea	L	1/0	0	0	0	0.0	0.0	0	0	0	0	0	0	
Dec 9	Den	W	1/0	0	0	0	0.0	0.0	0	0	0	0	0	0	
Dec 16	Sea	W	1/0	7	5	2	0.0	0.0	0	0	2	0	0	0	
Dec 23	Chi	L	1/1	7	7	0	0.0	0.0	0	0	0	1	0	0	
Dec 30	at LAR														
TOTALS				15/1	17	14	3	0.0	0.0	0	0	2	1	0	0



MOORE'S CAREER STATISTICS

2018 San Francisco 49ers Season Statistics																	
YEAR	TEAM	GP	GS	TACKLES					INT	INTERCEPTIONS				PD	FUMBLES		
				TOT	SOL	AST	SACKS	YDS		YDS	LG	TD	FF		FR	YDS	
2018	SF	15	1	17	14	3	0.0	0.0	0	0	—	0	2	1	0	0	
TOTALS		15	1	17	14	3	0.0	0.0	0	0	—	0	2	1	0	0	

Additional Statistics:

Special Teams Tackles – 5: 2018 (5)

Milestones:

NFL Debut: at Min. (9/9/18); First Start: vs. Chi. (12/23/18); First FF: vs. Chi. (12/23/18 – WR Allen Robinson II)

MOORE'S CAREER HIGHS

Total Tackles: 7 (2 times) Last vs. Chi. (12/23/18)

Passes Defensed: 2 vs. Sea. (12/16/18)

Solo: 7 vs. Chi. (12/23/18)

Forced Fumbles: 1 vs. Chi. (12/23/18)

Assists: 2 vs. Sea. (12/16/18)

MOORE'S TRANSACTIONS

Originally the second of two 3rd-round (95th overall) draft choices by SF in 2018.




COLLEGE

Played in 26 games (13 starts) in two years at Southern Mississippi and registered 104 tackles, 3.0 TFLs, 5 INTs, 1 FF, 1 FR and 12 PDs. In 2017, earned Honorable Mention All-Conference USA honors. Started all 13 games and led the team with 87 tackles while adding 3.0 TFLs, 3 INTs, 1 FF, 1 FR and 10 PDs. As a junior, played in all 13 games and notched 17 tackles, 2 INTs and 2 PDs. Began his collegiate career at Pearl River Community College. In 2015, earned First-Team All-Mississippi Association of Community and Junior Colleges honors as a DB and kick returner. Tallied 72 tackles, 1 INT, 2 FFs and 8 PDs while also notching 9 KORs for 356 yds. (39.6 avg.) and 1 TD. As a freshman, appeared in 7 games and recorded 11 tackles and 1 INT.



PERSONAL

- Attended Quitman (MS) HS, where he earned second-team Class 3A all-state honors as a senior.
- Led Quitman to three consecutive South State title game appearances.
- Born Tarvarius Brennan Moore (8/16/96) in Quitman, MS.
- Majored in kinesiology.



46
—
RB

ALFRED MORRIS

5-10 || 222 || FLORIDA ATLANTIC

12.12.88 || PENSACOLA, FL || 7TH YEAR || ACQUIRED FA IN '18

AWARDS & HONORS

2012: NFC Pro Bowl, AP Second-Team All-Pro

2013: NFC Pro Bowl, Washington Redskins Walter Payton Man of the Year



2018 HIGHLIGHTS

- Recorded his first rushing TD as a member of the 49ers at KC (9/23). Finished the game with 14 carries for 67 yds. and 1 TD.
- Registered 18 carries for 61 yds. and tied his career high with 3 receipts. for 30 yds vs. Arz. (10/7).

CAREER HIGHLIGHTS

- In his first two seasons (2012-13), rushed for 2,888 yds., which ranked second in the NFL (RB Adrian Peterson - 3,363) over that time span.
- As a rookie in 2012, rushed for 1,613 yds., which ranks 4th in NFL history for the most rushing yds. by a rookie in a single season. Also set the Redskins rookie records in atts. (335) and rushing TDs (13).

MOST SINGLE-SEASON RUSHING YDS. BY A ROOKIE, NFL HISTORY

Player	Team	Year	Yards
Eric Dickerson	L.A. Rams	1983	1,808
George Rogers	New Orleans	1981	1,674
Ezekiel Elliott	Dallas	2016	1,631
Alfred Morris	Washington	2012	1,613

GOLDMINE

- The 49ers partnered with CASSY (Counseling and Support Services for Youth) for a mental health awareness event at Monroe Middle School (Campbell, CA) on December 18, 2018. Morris and his teammates joined the 6th, 7th and 8th grade students who were pre-identified as having mental health struggles, and held group discussions centered on managing stress and destigmatizing mental health matters.



MORRIS' GOLDEN NUGGET

- Morris cites his parents as his source of motivation. "My parents were very, very hard workers. My dad told me, 'You've got to be about your business - no matter if its mopping floors or scoring touchdowns in the NFL. Whatever you do, give it your all and do it the best it has ever been done. If he had somewhere to be at 5:00 a.m., he'd show up early and be there at 4:45. That's just how they were,'" Morris said. "They lead by example. My mom even went back to school, took night classes, made the most of her opportunities and she has a bachelor's degree now, while taking care of seven boys and working 40-plus hours a week. My mom and my dad are my heroes. They sacrificed so much for their kids to give us opportunities. So, when I get an opportunity I'm going to make the most of it."

MORRIS' GAME-BY-GAME

2018

Date	Opp	W/L	P/S	Rsh	Yds	Avg	Lg	TD	Rec	Yds	TD
Sep 9	at Min	L	1/1	12	38	3.2	14	0	0	0	0
Sep 16	Det	W	1/0	14	48	3.4	9	0	2	32	0
Sep 23	at KC	L	1/0	14	67	4.8	16	1	0	0	0
Sep 30	at LAC	L	1/0	4	14	3.5	8	0	1	4	0
Oct 7	Arz	L	1/0	18	61	3.4	13	0	3	30	0
Oct 15	at GB	L	1/0	0	0	—	—	0	0	0	0
Oct 21	LAR	L	1/0	9	25	2.8	6	0	0	0	0
Oct 28	at Arz	L	1/0	6	28	4.7	26	0	0	0	0
Nov 1	Oak	W	1/0	7	13	1.9	11	0	0	0	0
Nov 12	NYG	L	1/0	9	19	2.1	5	0	0	0	0
Nov 25	at TB	L	—	—	—	INACTIVE	—	—	—	—	—
Dec 2	at Sea	L	—	—	—	INACTIVE	—	—	—	—	—
Dec 9	Den	W	1/0	2	4	2.0	4	0	1	3	0
Dec 16	Sea	W	—	—	—	INACTIVE	—	—	—	—	—
Dec 23	Chi	L	—	—	—	INACTIVE	—	—	—	—	—
Dec 30	at LAR	—	—	—	—	—	—	—	—	—	—
TOTALS			11/1	95	317	3.3	26	1	7	69	0



GOLDMINE (CONTINUED)

- NFL players had the opportunity to participate in the NFL's annual My Cause, My Cleats campaign during a designated home game between Weeks 13-15. Morris and his teammates represented their respective causes with custom-designed cleats in an effort to raise awareness and funding.



- Morris and his teammates surprised guests of the CityTeam Men's Program and House of Grace on November 20, 2018, at Levi's Stadium. The group believed they were just taking a tour of the stadium, but they were in fact joining the 49ers players for a night full of exciting events. The guests received a makeover and haircut, selected a new outfit from Dockers, snapped a new headshot and then shared a Thanksgiving dinner with the 49ers players.



- The 49ers worked alongside the humanitarian-relief organization Convoy of Hope on December 4, 2018, and hosted 1,500 guests in need from Bay Area nonprofits and schools at Levi's® Stadium for a free holiday resource fair. Morris and his 49ers teammates distributed groceries, toys, books, shoes and other holiday offerings to the guests. The attendees also received haircuts, utilized health resources and took family portraits or professional headshots. Convoy of Hope is a nonprofit organization that directs children's feeding initiatives, hosts community outreach programs and provides disaster response resources to those in need in the Bay Area and throughout the world.



- While with the Redskins, Morris would take the time to chat with his "stadium fam" during pregame warmups. He began meeting with the workers as a rookie and the relationship grew from there. Every home game, fans could catch Morris sharing stories, laughs and prayers with his crew before lacing them up for the game. Even as a member of the visiting Cowboys in 2016, Morris made sure to stop and catch up with familiar faces.



- Morris continues to drive his 1991 Mazda 626, also known as "The Bentley", which he purchased in college from his pastor for \$2. Mazda even heard about Morris' everlasting love for the car and refurbished it so he could keep it up and running for years to come.





MORRIS' CAREER STATISTICS

YEAR	TEAM	GP	GS	ATT	RUSHING				NO	RECEIVING			
					YDS	AVG	LG	TD		YDS	AVG	LG	TD
2012	WAS	16	16	335	1,613	4.8	39t	13	11	77	7.0	20	0
2013	WAS	16	16	276	1,275	4.6	45t	7	9	78	8.7	17	0
2014	WAS	16	16	265	1,074	4.1	30	8	17	155	9.1	26	0
2015	WAS	16	16	202	751	3.7	48	1	10	55	5.5	12	0
2016	DAL	14	0	69	243	3.5	17	2	3	11	3.7	6	0
2017	DAL	14	5	115	547	4.8	70	1	7	45	6.4	13	0
2018	SF	11	1	95	317	3.3	26	1	7	69	9.9	16	0
TOTALS		103	70	1,357	5,820	4.3	70	33	64	490	7.7	26	0

PLAYOFFS

YEAR	TEAM	GP	GS	ATT	RUSHING				NO	RECEIVING			
					YDS	AVG	LG	TD		YDS	AVG	LG	TD
2012	WAS	1	1	16	80	5.0	18	0	0	0	—	—	0
2015	WAS	1	1	11	50	4.5	19	0	0	0	—	—	0
TOTALS		2	2	27	130	4.8	19	0	0	0	—	—	0

Additional Statistics:

Kick Returns – 1: 2016 (1)

Kick Return Yards – 12: 2016 (12)

Fumbles–Lost – 12–8: 2012 (4–3); 2013 (5–4); 2014 (2–0); 2018 (1–1)

Fumbles Recoveries – 1: 2018 (1)

Milestones:

NFL Debut: at NO (9/9/12); **First Start:** at NO (9/9/12); **First Rushing TD:** at NO (9/9/12); **100–yd. Games:** 14, Last vs. Was. (11/30/17 – 127 yds.); **200–YD Games:** 1, vs. Dal. (12/30/2012); **2 TD Games:** 5, Last at Min. (11/2/14)

MORRIS' CAREER HIGHS

Rushes: 33 vs. Dal. (12/30/12)

Rushing Yards: 200 vs. Dal. (12/30/12)

Rushing TDs: 3 vs. Dal. (12/30/12)

Long Rush: 70 vs. LAR (10/1/17)

Receptions: 3 (6 times) Last vs. Arz. (10/7/18)

Receiving Yards: 36 vs. TB (11/16/14)

MORRIS' TRANSACTIONS

Originally a 6th–round (173rd overall) draft choice by Was. in 2012...Signed a two–year deal with Dal. on 3/22/16...Signed one–year deal with SF on 8/14/18.



2017 (DALLAS)

- Played in 14 games (5 starts), rushing for 547 yds. and 1 TD on 115 atts.
- Ran the ball twice for 76 yds. vs. LAR (10/1), including a career-long rush of 70 yds.
- Registered a season-high 127 yds. and 1 TD on 27 carries vs. Was. (11/30).

2016 (DALLAS)

- Saw action in 14 games and registered 69 carries for 243 yds. and 2 TDs.

2015 (WASHINGTON)

- Started all 16 games for the fourth consecutive season, carrying the ball 202 times for 751 yds. and 1 TD.
- In the season opener vs. Mia. (9/13), carried the ball 25 times for a season-high 121 yds.
- Rushed for 100 yds. on 19 atts. at Dal. (1/3/16).
- Saw action in one postseason contest vs. GB (1/10/16), and recorded 11 carries for 50 yds.

2014 (WASHINGTON)

- Started all 16 games and gained 1,074 yds. and 8 TDs on 265 atts, marking his 3rd consecutive 1,000-yd. season. Added 17 receipts. for 155 yds. through the air.
- Recorded 85 yds. and 2 TDs on 22 carries vs. Jax. (9/14).
- Logged his second 2 TD game of the season at Min. (11/2), while rushing for 92 yds. on 19 atts.
- Ran the ball 21 times for a season-high 125 yds. and 1 TD at SF (11/23).

2013 (WASHINGTON)

- Earned Pro Bowl honors for the second consecutive season after starting all 16 games and rushing for 1,275 yds. and 7 TDs on 276 carries (4.6 avg.).
- Registered his first 100-yd. game of the year, rushing for 107 yds. on 13 atts. (8.2 avg.) at GB (9/15).
- Carried the ball 25 times for 121 yds. and 1 TD vs. SD (11/3).
- Produced a season-high 139 yds. on 26 carries at Min. (11/7).

2012 (WASHINGTON)

- Started all 16 games as a rookie and registered 1,613 yds. and 13 TDs on 335 atts. (4.8 avg.), all of which set team rookie records. Started one postseason contest and ran the ball 16 times for 80 yds.
- Selected as an alternate in the 2013 Pro Bowl after rushing for the fourth-most yds. by a rookie in NFL history.
- In his NFL debut at NO (9/9), started at RB and rushed for 96 yds. and 2 TDs on 28 carries.
- Recorded his first 100-yd. performance at TB (9/30), carrying the ball 22 times for 120 yds.
- Rushed for a career-high 200 yds. and a career-high 3 TDs vs. Dal. (12/30).

COLLEGE

Played in 47 games (35 starts) in four seasons at Florida Atlantic, leaving as the school's all-time leader in rushing atts. (733), yds. (3,529) and TDs (27). Named the Male Student Athlete of the Year by the school's athletic department twice. As a senior, earned second-team All-Sun Belt honors after finishing second in the conference in rushing yds. (1,186). Rushed for 928 yds. as a junior in 2010. In his sophomore season, was the Sun Belt's leading rusher with a school-record 1,392 yds. As a freshman, played in 11 games and recorded 7 atts. for 23 yds. Redshirted as a true freshman in 2007.

PERSONAL

- Attended Pine Forest (Pensacola, FL) HS, where he rushed for 1,049 yds. and 17 TDs as a senior. On the defensive side of the ball, recorded 147 tackles and 5 INTs.



MORRIS' CAREER STATISTICS

2012 (Washington)

Date	Opp	W/L	P/S	Rsh	Yds	Avg	Lg	TD	Rec	Yds	TD
Sep 9	at NO	W	1/1	28	96	3.4	18	2	0	0	0
Sep 16	at StL	L	1/1	16	89	5.6	29	0	0	0	0
Sep 23	Cin	L	1/1	17	78	4.6	13	1	0	0	0
Sep 30	at TB	W	1/1	21	113	5.4	39t	1	1	-4	0
Oct 7	Atl	L	1/1	18	115	6.4	29	0	1	20	0
Oct 14	Min	W	1/1	16	47	2.9	15	1	1	9	0
Oct 21	at NYG	L	1/1	22	120	5.5	30	0	2	10	0
Oct 28	at Pit	L	1/1	13	59	4.5	12	0	0	0	0
Nov 4	Car	L	1/1	13	76	5.8	18	0	0	0	0
Nov 18	Phi	W	1/1	20	76	3.8	20	0	1	7	0
Nov 22	at Dal	W	1/1	24	113	4.7	16	1	0	0	0
Dec 3	NYG	W	1/1	22	124	5.6	19	0	0	0	0
Dec 9	Bal	W	1/1	23	129	5.6	29	1	0	0	0
Dec 16	at Cle	W	1/1	27	87	3.2	11	2	2	6	0
Dec 23	at Phi	W	1/1	22	91	4.1	14	1	1	17	0
Dec 30	Dal	W	1/1	33	200	6.1	32t	3	2	12	0
TOTALS			16/16	335	1,613	4.8	39t	13	11	77	0

2012 Postseason (Washington)

Date	Opp	W/L	P/S	Rsh	Yds	Avg	Lg	TD	Rec	Yds	TD
Jan 6	Sea	L	1/1	16	80	5.0	18	0	0	0	0
TOTALS			1/1	16	80	5.0	18	0	0	0	0

2013 (Washington)

Date	Opp	W/L	P/S	Rsh	Yds	Avg	Lg	TD	Rec	Yds	TD
Sep 9	Phi	L	1/1	12	45	3.8	15	1	1	9	0
Sep 15	at GB	L	1/1	13	107	8.2	32	0	2	13	0
Sep 22	Det	L	1/1	15	73	4.9	30t	1	0	0	0
Sep 29	at Oak	W	1/1	16	71	4.4	13	0	0	0	0
Oct 13	at Dal	L	1/1	16	81	5.1	45t	1	0	0	0
Oct 20	Chi	W	1/1	19	95	5.0	21	0	0	0	0
Oct 27	at Den	L	1/1	17	93	5.5	27	1	0	0	0
Nov 3	SD	W	1/1	25	121	4.8	26	1	0	0	0
Nov 7	at Min	L	1/1	26	139	5.3	26	0	0	0	0
Nov 17	at Phi	L	1/1	22	93	4.2	22	0	0	0	0
Nov 25	SF	L	1/1	14	52	3.7	12	0	0	0	0
Dec 1	NYG	L	1/1	11	26	2.4	11	1	3	27	0
Dec 8	KC	L	1/1	12	31	2.6	11	0	0	0	0
Dec 15	at Atl	L	1/1	18	98	5.4	37	0	1	8	0
Dec 22	Dal	L	1/1	24	88	3.7	18	1	0	0	0
Dec 29	at NYG	L	1/1	16	62	3.9	19	0	2	21	0
TOTALS			16/16	276	1,275	4.6	45t	7	9	78	0

2014 (Washington)

Date	Opp	W/L	P/S	Rsh	Yds	Avg	Lg	TD	Rec	Yds	TD
Sep 7	at Hou	L	1/1	14	91	6.5	21	0	0	0	0
Sep 14	Jax	W	1/1	22	85	3.9	23	2	0	0	0
Sep 21	at Phi	L	1/1	23	77	3.3	12	0	0	0	0
Sep 25	NYG	L	1/1	12	63	5.3	20t	1	3	27	0
Oct 6	Sea	L	1/1	13	29	2.2	11	0	1	-2	0
Oct 12	at Ari	L	1/1	13	41	3.2	9	0	1	14	0
Oct 19	Ten	W	1/1	18	54	3.0	14	0	0	0	0
Oct 27	at Dal	W	1/1	18	73	4.1	29	1	1	12	0
Nov 2	at Min	L	1/1	19	92	4.8	14t	2	2	17	0
Nov 16	TB	L	1/1	20	96	4.8	19	0	2	36	0
Nov 23	at SF	L	1/1	21	125	6.0	30	1	1	5	0
Nov 30	at IND	L	1/1	17	67	3.9	21	0	3	16	0
Dec 7	StL	L	1/1	8	6	0.8	12	0	1	11	0
Dec 14	at NYG	L	1/1	14	49	3.5	14	0	0	0	0
Dec 20	Phi	W	1/1	21	83	4.0	28t	1	0	0	0
Dec 28	Dal	L	1/1	12	43	3.6	22	0	2	19	0
TOTALS			16/16	265	1,074	4.1	30	8	17	155	0

2015 (Washington)

Date	Opp	W/L	P/S	Rsh	Yds	Avg	Lg	TD	Rec	Yds	TD
Sep 13	Mia	L	1/1	25	121	4.8	14	0	0	0	0
Sep 20	StL	W	1/1	18	59	3.3	35	0	2	13	0
Sep 24	at NYG	L	1/1	6	19	3.2	7	0	0	0	0
Oct 4	Phi	W	1/1	17	62	3.6	16	0	2	3	0
Oct 11	at Atl	L	1/1	8	15	1.9	4	0	0	0	0
Oct 18	at NYJ	L	1/1	11	21	1.9	6	0	1	11	0
Oct 25	TB	W	1/1	6	5	0.8	5	0	1	2	0
Nov 8	at NE	L	1/1	4	10	2.5	4	0	0	0	0
Nov 15	NO	W	1/1	15	92	6.1	28	0	3	14	0
Nov 22	at Car	L	1/1	2	0	0.0	2	0	0	0	0
Nov 29	NYG	W	1/1	23	78	3.4	9	0	1	12	0
Dec 7	Dal	L	1/1	6	12	2.0	3	0	0	0	0
Dec 13	at Chi	W	1/1	11	24	2.2	5	1	0	0	0
Dec 20	Buf	W	1/1	14	84	6.0	48	0	0	0	0
Dec 26	at Phi	W	1/1	17	49	2.9	8	0	0	0	0
Jan 3	at Dal	W	1/1	19	100	5.3	23	0	0	0	0
TOTALS			16/16	202	751	3.7	48	1	10	55	0

2015 Postseason (Washington)

Date	Opp	W/L	P/S	Rsh	Yds	Avg	Lg	TD	Rec	Yds	TD
Jan 10	GB	L	1/1	11	50	4.5	19	0	0	0	0
TOTALS			1/1	11	50	4.5	19	0	0	0	0

2016 (Dallas)

Date	Opp	W/L	P/S	Rsh	Yds	Avg	Lg	TD	Rec	Yds	TD
Sep 11	NYG	L	1/0	7	35	5.0	13	0	0	0	0
Sep 18	at Was	W	1/0	5	7	1.4	5	1	0	0	0
Sep 25	Chi	W	1/0	5	19	3.8	7	1	1	2	0
Oct 2	at SF	W	1/0	7	34	4.9	9	0	0	0	0
Oct 9	Cin	W	1/0	6	33	5.5	17	0	0	0	0
Oct 16	at GB	W	1/0	3	2	0.7	1	0	0	0	0
Oct 30	Phi	W	1/0	3	6	2.0	8	0	0	0	0
Nov 6	at Cle	W	1/0	17	56	3.3	13	0	0	0	0
Nov 13	at Pit	W	1/0	4	13	3.3	6	0	1	6	0
Nov 20	Bal	W	1/0	2	3	1.5	2	0	0	0	0
Nov 24	Was	W	1/0	1	12	12.0	12	0	0	0	0
Dec 1	at Min	W	1/0	1	11	11.0	11	0	0	0	0
Dec 11	at NYG	L	1/0	0	0	0.0	0	0	0	0	0
Dec 18	TB	W	-	-	INACTIVE	-	-	-	-	-	-
Dec 26	Det	W	-	-	INACTIVE	-	-	-	-	-	-
Jan 1	at Phi	L	1/0	8	12	1.5	9	0	1	3	0
TOTALS			16/0	69	243	3.5	17	2	3	11	0

2017 (Dallas)

Date	Opp	W/L	P/S	Rsh	Yds	Avg	Lg	TD	Rec	Yds	TD
Sep 10	NYG	W	1/0	4	1	0.3	4	0	0	0	0
Sep 17	at Den	L	1/0	0	0	0.0	0	0	0	0	0
Sep 25	at Ari	W	-	-	INACTIVE	-	-	-	-	-	-
Oct 1	LAR	L	1/0	2	76	38.0	70	0	0	0	0
Oct 8	GB	L	1/0	2	10	5.0	5	0	0	0	0
Oct 22	at SF	W	1/0	2	15	7.5	14	0	1	9	0
Oct 29	at Was	W	1/0	3	3	3.0	4	0	0	0	0
Nov 5	KC	W	1/0	1	11	11.0	11	0	0	0	0
Nov 12	at Atl	L	1/0	11	53	4.8	20	0	0	0	0
Nov 19	Phi	L	1/0	17	91	5.4	22	0	0	0	0
Nov 23	LAC	L	1/1	9	36	4.0	6	0	1	13	0
Nov 30	Was	W	1/1	27	127	4.7	15	1	0	0	0
Dec 10	at NYG	W	1/1	19	62	3.3	9	0	3	23	0
Dec 17	at Oak	W	1/1	16	61	3.8	16	0	2	0	0
Dec 24	Sea	L	-	-	INACTIVE	-	-	-	-	-	-
Dec 31	at Phi	W	1/1	2	1	0.5	4	0	0	0	0
TOTALS			14/5	115	547	4.8	70	1	7	45	0



41
—
CB

EMMANUEL MOSELEY

5-11 || 184 || TENNESSEE

3.25.96 || GREENSBORO, NC || ROOKIE || ACQUIRED FA IN '18

2018 HIGHLIGHTS

- Made his NFL debut vs. Oak. (11/1) and registered 1 special teams tackle.

GOLDMINE

- NFL players had the opportunity to participate in the NFL's annual My Cause, My Cleats campaign during a designated home game between Weeks 13-15. Moseley and his teammates represented their respective causes with custom-designed cleats in an effort to raise awareness and funding.



- Moseley and his fellow rookies participated in the annual 49ers Mentorship Academy on September 18, 2018. The Mentorship Academy, partnering with USA Football, is a three-step program designed to provide high school football players with the opportunity to develop the skills necessary to succeed and be leaders on and off the field. The rookie class invited the high schoolers to the team facility, where they shared opinions and lessons over a meal and fun competitions.



MOSELEY'S GOLDEN NUGGETS

- Lists his secret talents as singing, dancing and playing the piano.
- Was considered a two-star recruit coming out of high school, but impressed the University of Tennessee coaching staff enough to play in every game of his four-year career.

MOSELEY'S GAME-BY-GAME

2018

Date	Opp	W/L	P/S	Tot	Sol	Ast	Sk	Yds	Int	Yds	PD	FF	FR	Yds
Sep 9	at Min	L	—	—				PRACTICE SQUAD	—	—	—	—	—	—
Sep 16	Det	W	—	—				PRACTICE SQUAD	—	—	—	—	—	—
Sep 23	at KC	L	—	—				PRACTICE SQUAD	—	—	—	—	—	—
Sep 30	at LAC	L	—	—				PRACTICE SQUAD	—	—	—	—	—	—
Oct 7	Arz	L	—	—				PRACTICE SQUAD	—	—	—	—	—	—
Oct 15	at GB	L	—	—				PRACTICE SQUAD	—	—	—	—	—	—
Oct 21	LAR	L	—	—				PRACTICE SQUAD	—	—	—	—	—	—
Oct 28	at Arz	L	—	—				PRACTICE SQUAD	—	—	—	—	—	—
PROMOTED TO SF ACTIVE ROSTER ON 11/1														
Nov 1	Oak	W	1/0	0	0	0	0	0.0	0.0	0	0	0	0	0
PLACED ON INJURED RESERVE (Shoulder) ON 11/2														
TOTALS			1/0	0	0	0	0	0.0	0.0	0	0	0	0	0



MOSELEY'S CAREER STATISTICS

YEAR	TEAM	GP	GS	TACKLES			SACKS	YDS	INT	YDS	INTERCEPTIONS		PD	FUMBLES		
				TOT	SOL	AST					LG	TD		FF	FR	YDS
2018	SF	1	0	0	0	0	0.0	0.0	0	0	–	0	0	0	0	0
TOTALS		1	0	0	0	0	0.0	0.0	0	0	–	0	0	0	0	0

Additional Statistics:

Special Teams Tackles – 1: 2018 (1)

Milestones:

NFL Debut: vs. Oak. (11/1/18)

MOSELEY'S TRANSACTIONS

Originally signed as an undrafted free agent by SF on 5/1/18...Waived by SF on 9/1/18...Signed to SF practice squad on 9/2/18...Promoted to SF active roster on 11/1/18...Placed on the Injured Reserve List on 11/2/18.



COLLEGE

Appeared in 51 games (30 starts) and recorded 142 tackles, 31 PDs, 2 INTs and 9.5 TFLs during his four seasons at Tennessee. As a senior in 2017, appeared in 12 games (11 starts) and registered 38 tackles, 8 PDs and 1 INT. In 2016, appeared in 13 games (10 starts) and totaled 57 tackles, 6 PDs and 3.5 TFLs. As a sophomore in 2015, appeared in 13 games (7 starts) and finished with 28 tackles, 2.0 TFLs, 1 INT and a team-high 11 PDs. In 2014, appeared in 13 games (2 starts) and recorded 19 tackles, 2.0 TFLs and 6 PDs.

PERSONAL

- Attended James B. Dudley (Greensboro, NC) HS, where he played both QB and CB and ran for 1,443 yds., threw for 1,370 yds. and accounted for 47 total TDs on offense while making 28 tackles and 4 INTs on defense.
- Born 3/25/96 in Greensboro, NC, to Darrell and Latoya Moseley.

INJURY REPORT

2018: Placed on the Injured Reserve List on 11/2 with a shoulder injury.



31
RB

RAHEEM MOSTERT

5-10 || 197 || PURDUE

4.9.92 || NEW SMYRNA BEACH, FL || 4TH YEAR || ACQUIRED FA IN '16

AWARDS & HONORS

2017: 49ers Community Relations Family Service Award

2018 HIGHLIGHTS

- Set career highs in atts. (34), rushing yds. (261) and TDs (1). Also set career highs with 6 recepts. for 25 yds.
- Recorded 4 special teams tackles vs. Det. (9/16).
- Set career highs in carries (12) and rushing yds. (87) at GB (10/15). Also had a 26-yd. run, marking a new career-long rush.
- Registered a career-high 4 recepts. for 19 yds., while adding 7 carries for 59 yds. (8.4 avg.) vs. LAR (10/21).
- Registered 7 carries for 86 yds., including a career-long 52-yd. TD run at Oak. (11/1), marking the first TD of his career.

GOLDMINE

- The 49ers partnered with CASSY (Counseling and Support Services for Youth) for a mental health awareness event at Monroe Middle School (Campbell, CA) on December 18, 2018. Mostert and his teammates joined the 6th, 7th and 8th grade students who were pre-identified as having mental health struggles, and held group discussions centered on managing stress and destigmatizing mental health matters.



MOSTERT'S GOLDEN NUGGETS

- His last name is pronounced MOZE-tert.
- Mostert met his wife, Devon, in college, as the two both attended Purdue University from 2011-14. Devon was an athlete herself, playing on the Boilermakers soccer team.
- A native of New Smyrna Beach, FL, Mostert enjoys saltwater and freshwater fishing in his free time.
- The Walking Dead and Empire are a few of Mostert's favorite shows on TV. He also lists Selena, starring Jennifer Lopez, as his favorite movie.

MOSTERT'S GAME-BY-GAME

2018

Date	Opp	W/L	P/S	Rsh	Yds	Avg	Lg	TD	Rec	Yds	TD
Sep 9	at Min	L	1/0	0	0	—	—	0	0	0	0
Sep 16	Det	W	1/0	0	0	—	—	0	0	0	0
Sep 23	at KC	L	1/0	1	0	0.0	0	0	1	8	0
Sep 30	at LAC	L	1/0	0	0	—	—	0	0	0	0
Oct 7	Arz	L	1/0	5	11	2.2	12	0	1	-2	0
Oct 15	at GB	L	1/0	12	87	7.3	26	0	0	0	0
Oct 21	LAR	L	1/0	7	59	8.4	16	0	4	19	0
Oct 28	at Arz	L	1/0	2	18	9.0	14	0	0	0	0
Nov 1	Oak	W	1/0	7	86	12.3	52t	1	0	0	0

PLACED ON INJURED RESERVE (Forearm) ON 11/2

TOTALS	9/0	34	261	7.7	52t	1	6	25	0
--------	-----	----	-----	-----	-----	---	---	----	---

GOLDMINE (CONTINUED)

- NFL players had the opportunity to participate in the NFL's annual My Cause, My Cleats campaign during a designated home game between Weeks 13-15. Mostert and his teammates represented their respective causes with custom-designed cleats in an effort to raise awareness and funding.





GOLDMINE (CONTINUED)

- The 49ers hosted a flag football clinic for local first responders and their children at the team facility on October 23, 2018. Mostert and his teammates taught the children the fundamentals of the game before hitting the field for drills and games. The 100-plus guests also had the opportunity to try on equipment and participate in a photoshoot.



- After posing for a photoshoot, Mostert and his teammates joined Levi's in support of breast, colon and pediatric cancer warriors at the Crucial Catch Fashion Show presented by Dignity Health on October 2, 2018. 49ers players and cancer warriors took to the runway to show off their attire and share their stories of strength and courage with the audience.
- The 49ers, in partnership with Fresh Lifelines for Youth (FLY), visited the Santa Clara Juvenile Hall to work with residents on frustration management on October 9, 2018. Mostert and his teammates held a discussion with the young people, and later divided into groups to engage in football drills that demonstrated the proper way to focus negative energy in a positive manner. After the drills, they held another discussion centered on making right decisions when it comes to frustration management.




- As part of the 49ers annual Thanksgiving celebrations, Mostert and his teammates visited Cityteam San Jose to serve a holiday feast to over 300 people in need. Guests enjoyed turkey along with all of the usual holiday sides, while getting to know the 49ers.



- The 49ers joined forces with Martha's Kitchen of San Jose as part of their Community Tuesday kickoff event on September 11, 2018. Mostert and teammates took part in the event by serving dinner to nearly 200 residents in need, refilling beverages and bussing tables. Both the 49ers and Levi's Stadium partner with Martha's Kitchen throughout the year by donating excess food after stadium events. Martha's Kitchen's mission is to "feed the hungry with dignity, no questions asked, no judgements made."



- During all Week 13 games in 2017, NFL players had the chance to share the causes that are important to them as part of the NFL's My Cause, My Cleats campaign. "I want to help raise money and awareness to help find a cure for the disease that runs in my wife's family and is affecting or could affect other," said Mostert. "The sad truth is 1 in 8 women in the United States will develop breast cancer in their lifetime. Research saves lives!"





GOLDMINE (CONTINUED)

- In partnership with the One Love Foundation, Mostert, his 49ers teammates and their significant others participated in a film-based workshop with local high school students about healthy and unhealthy relationships. The group watched a film together, and thereafter, held group discussions about the implications of the relationship behaviors depicted in the film. The One Love Foundation believes that love is a skill we can work on, and focuses on three main elements to convey their message: content, conversation and community action.



- A two-sport athlete at Purdue, Mostert starred on the track during his senior season in 2014. He won the Big Ten title in the 60m and 200m at the conference indoor track championship in addition to winning the Big Ten title in the 100m and 200m at the conference outdoor track championship. For his efforts, he was named the Big Ten Indoor and Outdoor Track Athlete of the Championship in addition to the Great Lakes Region Track Athlete of the Year.
- In October of 2017, the 49ers partnered with Bags of Fun to deliver backpacks to children undergoing treatment at Lucile Packard Children's Hospital. Each bag was personalized with educational, interactive and fun toys to provide joy, laughter and relief from the stress and anxiety of being in the hospital. Mostert and his teammates spent time with patients receiving Bags of Fun and other families in the hospital to uplift them during a difficult time.



- As part of Salute to Service Month, Mostert, along with his teammates and general manager, John Lynch, visited the USO office at the San Jose Military Entrance Processing Station to spend time with military applicants and their families as they took the Oath of Enlistment and shipped off to basic training.



- In honor of the NFL's Crucial Catch campaign, the 49ers hosted a fashion show on Tuesday, October 17th, 2017, featuring breast cancer and pediatric cancer warriors in apparel donated by Levi's®. Mostert, along with his 49ers teammates, walked the runway with cancer warriors as they shared their stories of strength and courage with the audience.



- The 49ers partnered with Furry Friends Pet Assisted Therapy Services for animal therapy, while providing confidence building activities for students in the Leland High School special needs program in an effort to erase the stigma attached to special needs. Mostert and his teammates spent time with students with autism, mental illness and learning disabilities as they play board games, working on social skills including conversational queues and eye contact through the hands-on activity. Players will also partner with animal therapy dogs to uplift students through one-on-one interactions.





MOSTERT'S CAREER STATISTICS

YEAR	TEAM	GP	GS	NO	RUSHING				ATT	RECEIVING			
					YDS	AVG	LG	TD		YDS	AVG	LG	TD
2015	MIA/BAL/CLE	11	0	0	0	—	—	0	0	0	—	—	0
2016	CHI/SF	3	0	1	6	6.0	6	0	0	0	—	—	0
2017	SF	11	0	6	30	5.0	16	0	0	0	—	—	0
2018	SF	9	0	34	261	7.7	52t	1	6	25	3.0	8	0
TOTALS		34	0	41	297	7.2	52t	1	6	25	3.0	8	0

Additional Statistics:

Special Teams Tackles – 16: 2015 (1); 2017 (8); 2018 (7)

Kick Returns – 26: 2015 (19); 2016 (2); 2017 (5)

Kick Return Yards – 648: 2015 (530); 2016 (35); 2017 (83)

Punt Return Yards – 33: 2016 (33)

Fumbles–Lost – 3–3: 2015 (1–1); 2017 (1–1); 2018 (1–1)

Milestones:

NFL Debut: at Jax. (9/20/15); **First Reception:** at KC (9/23/18 – 8–yd. pass from QB Jimmy Garoppolo); **First Rushing TD:** vs. Oak (11/1/18 – 52 yds.)

MOSTERT'S CAREER HIGHS

Rushes: 12 at GB (10/15/18)

Rushing Yards: 87 at GB (10/15/18)

Rushing TDs: 1 vs. Oak. (11/1/18)

Long Rush: 52t vs. Oak. (11/1/18)

Receptions: 4 vs. LAR (10/21/18)

Receiving Yards: 19 vs. LAR (10/21/18)

Long Reception: 23 vs. LAR (10/21/18)

Kick Returns: 5 (2 times) Last vs. Pit. (1/3/16)

Kick Return Yards: 159 at Sea. (12/20/15)

Kick Return Long: 53 at Sea. (12/20/15)

MOSTERT'S TRANSACTIONS

Originally signed as an undrafted free agent by Phi. on 5/2/15...Waived by Phi. on 9/5/15...Signed to Phi. practice squad on 9/6/15...Signed from Phi. practice squad to Mia. active roster on 9/15/15...Waived by Mia. on 10/13/15...Claimed off waivers by Bal. on 10/14/15...Waived by Bal. on 12/15/15...Claimed off waivers by Cle. on 12/16/15...Re-signed by Cle. on 3/7/16...Waived by Cle. on 9/4/16...Signed to NYJ practice squad on 9/6/16...Released by NYJ on 9/12/16...Signed to Chi. practice squad on 9/13/16...Promoted to Chi. active roster on 9/21/16...Waived by Chi. on 10/3/16...Signed to Chi. practice squad on 10/4/16...Released by Chi. on 10/21/16...Signed to SF practice squad on 11/28/16...Promoted to SF active roster on 12/30/16...Placed on the Injured Reserve List on 11/29/17...Placed on the Injured Reserve List on 11/2/18.



2017 (SAN FRANCISCO)

- Played in 11 games and recorded 6 carries for 30 yds. and a team-high 8 special teams tackles.

2016 (NEW YORK JETS/CHICAGO/SAN FRANCISCO)

- Spent time on the Jets and Bears practice squads before being promoted to Chicago's active roster on 9/21, where he appeared in two games.
- Signed to the SF practice squad on 11/28 and was promoted to the active roster on 12/30. Appeared in the final game of the season and registered 6 yds. on 1 att. Also recorded 2 KORs for 35 yds. and 33 punt return yds.

2015 (MIAMI/BALTIMORE/CLEVELAND)

- Appeared in 11 total games (1 with Mia., 7 with Bal. and 3 with Cle.) during the 2015 season.
- As a member of the Cleveland Browns, registered 5 KORs for 159 yds. (31.8 avg.) at Sea. (12/20), including a career-long 53-yd. return.

COLLEGE

A four-time letterwinner at Purdue (2011-14), appeared in 43 games and registered 139 atts. for 759 yds. and 6 TDs along with 88 KORs for 2,289 yds. and 2 TDs. Finished his career as the school's all-time leader in kick return yds. and 3rd in kick return avg. (26.0). Saw action in 11 games as a senior and recorded 93 atts. for 529 yds. and 3 TDs along with 34 KORs for 731 yds. Appeared in 12 games in 2013 and rushed for 37 yds. on 11 atts. and 11 KORs for 258 yds., including a 100-yd. KOR TD. As a sophomore, saw action in 8 games and registered 16 atts. for 85 yds. and 1 TD along with 18 KORs for 463 yds. In 2011, led FBS with a kick return avg. of 33.5 (25 KORs for 837 yds.).

PERSONAL

- Majored in organizational leadership and supervision.
- While at Purdue, won the Big Ten title in the 60m and 200m at the conference indoor track championship and the Big Ten title in the 100m and 200m at the conference outdoor track championship.
- Attended New Smyrna Beach (FL) HS, where he recorded 39 re-cpts. for 723 yds. and 4 TDs as a senior and was named MVP of the 2010 Central Florida All-Star Game.
- Married to his wife, the former Devon Beckwith.
- Born Dominique Raheem Mostert (4/9/92) in Daytona Beach, FL.

INJURY REPORT

- 2017:** Placed on the Injured Reserve List on 11/29 with a knee injury.
- 2018:** Placed on the Injured Reserve List on 11/2 with a forearm injury.



MOSTERT'S GAME-BY-GAME

2015 (Miami/Baltimore/Cleveland)

Date	Opp	W/L	P/S	Rsh	Yds	Avg	Lg	TD	Rec	Yds	TD
SIGNED TO PHI PRACTICE SQUAD ON 9/6											
Sep 14	at Atl	L	—	PRACTICE SQUAD				—	—	—	—
SIGNED TO MIA ACTIVE ROSTER ON 9/15											
Sep 20	at Jax	L	1/0	0	0	—	—	0	0	0	0
Sep 27	Buf	L	—	INACTIVE		—	—	—	—	—	—
Oct 4	NYJ	L	—	INACTIVE		—	—	—	—	—	—
WAIVED BY MIA ON 10/13											
CLAIMED OFF WAIVERS BY BAL ON 10/14											
Oct 18	at SF	L	—	INACTIVE		—	—	—	—	—	—
Oct 26	at Arz	L	1/0	0	0	—	—	0	0	0	0
Nov 1	SD	W	1/0	0	0	—	—	0	0	0	0
Nov 15	Jax	L	1/0	0	0	—	—	0	0	0	0
Nov 22	StL	W	1/0	0	0	—	—	0	0	0	0
Nov 30	at Cle	W	1/0	0	0	—	—	0	0	0	0
Dec 6	at Mia	L	1/0	0	0	—	—	0	0	0	0
Dec 13	Sea	L	1/0	0	0	—	—	0	0	0	0
WAIVED BY BAL ON 12/15											
CLAIMED OFF WAIVERS BY CLE ON 12/16											
Dec 20	at Sea	L	1/0	0	0	—	—	0	0	0	0
Dec 27	at KC	L	1/0	0	0	—	—	0	0	0	0
Jan 3	Pit	L	1/0	0	0	—	—	0	0	0	0
TOTALS			11/0	0	0	—	—	0	0	0	0

2017 (San Francisco)

Date	Opp	W/L	P/S	Rsh	Yds	Avg	Lg	TD	Rec	Yds	TD
Sep 10	Car	L	1/0	0	0	—	—	0	0	0	0
Sep 17	at Sea	L	1/0	0	0	—	—	0	0	0	0
Sep 21	LAR	L	1/0	4	11	2.8	7	0	0	0	0
Oct 1	at Arz	L	1/0	0	0	—	—	0	0	0	0
Oct 8	at Ind	L	1/0	1	3	3.0	3	0	0	0	0
Oct 15	at Was	L	1/0	1	16	16.0	16	0	0	0	0
Oct 22	Dal	L	1/0	0	0	—	—	0	0	0	0
Oct 29	at Phi	L	1/0	0	0	—	—	0	0	0	0
Nov 5	Arz	L	1/0	0	0	—	—	0	0	0	0
Nov 12	NYG	W	1/0	0	0	—	—	0	0	0	0
Nov 26	Sea	L	1/0	0	0	—	—	0	0	0	0
PLACED ON INJURED RESERVE (Knee) ON 11/29											
TOTALS			11/0	6	30	5.0	16	0	0	0	0

2016 (New York Jets/Chicago/San Francisco)

Date	Opp	W/L	P/S	Rsh	Yds	Avg	Lg	TD	Rec	Yds	TD
SIGNED TO NYJ PRACTICE SQUAD ON 9/6											
Sep 11	Cin	L	—	PRACTICE SQUAD			—	—	—	—	—
RELEASED BY NYJ ON 9/12											
SIGNED TO CHI PRACTICE SQUAD ON 9/13											
Sep 19	Phi	L	—	PRACTICE SQUAD			—	—	—	—	—
PROMOTED TO CHI ACTIVE ROSTER ON 9/21											
Sep 25	at Dal	L	1/0	0	0	—	—	0	0	0	0
Oct 2	Det	W	1/0	0	0	—	—	0	0	0	0
WAIVED BY CHI ON 10/3											
SIGNED TO CHI PRACTICE SQUAD ON 10/4											
Oct 9	at Ind	L	—	PRACTICE SQUAD			—	—	—	—	—
Oct 16	Jax	L	—	PRACTICE SQUAD			—	—	—	—	—
Oct 20	at GB	W	—	PRACTICE SQUAD			—	—	—	—	—
RELEASED BY CHI ON 10/21											
SIGNED TO SF PRACTICE SQUAD ON 11/28											
Dec 4	at Chi	L	—	PRACTICE SQUAD			—	—	—	—	—
Dec 11	NYJ	L	—	PRACTICE SQUAD			—	—	—	—	—
Dec 18	at Atl	L	—	PRACTICE SQUAD			—	—	—	—	—
Dec 24	at LAR	W	—	PRACTICE SQUAD			—	—	—	—	—
PROMOTED TO SF ACTIVE ROSTER ON 12/30											
Jan 1	Sea	L	1/0	1	6	6.0	6	0	0	0	0
TOTALS			3/0	1	6	6.0	6	0	0	0	0



4

QB

NICK MULLENS

6-1 || 210 || SOUTHERN MISSISSIPPI

3.21.95 || HOOVER, AL || 1ST YEAR || ACQUIRED FA IN '17

CAREER HIGHLIGHTS

- His 1,995 passing yds. in his 1st seven career games are the 3rd-most by a QB since 1970.

MOST PASSING YDS. IN FIRST 7 CAREER GAMES, SINCE 1970

Name	Atts.	Comps.	Yds.	TDs	INTs	Rtg.
Patrick Mahomes, KC	247	157	2,149	18	5	107.2
Cam Newton, Car.	252	152	2,103	8	9	82.8
Nick Mullens, SF	241	153	1,995	10	7	91.2
Andrew Luck, Ind.	288	160	1,971	8	8	74.6
Marc Bulger, StL.	214	138	1,826	14	6	101.5

2018 HIGHLIGHTS

- In his NFL debut vs. Oak. (11/1), completed 16 of 22 atts. (72.7 pct.) for 262 yds., 3 TDs and QB rating of 151.9. Became the first player, making his NFL debut with the 49ers, to throw for 2-or-more TDs in that game.

MOST PASSING YDS. IN FIRST START
IN FRANCHISE HISTORY

Player	Opp.	Date	Atts.	Comps.	Yds.	TDs	Rtg.
Jimmy Garoppolo	at Chi.	12/3/17	37	26	293	0	82.4
Ty Detmer	vs. Car.	11/8/98	36	22	276	3	78.0
Nick Mullens	vs. Oak	11/1/18	22	16	262	3	151.9
Matt Cavanaugh	at Phi.	9/23/84	34	17	252	3	104.0
Jeff Kemp	at LAR	9/14/86	24	19	252	1	89.6

MULLENS' GOLDEN NUGGETS

- Named Conference USA Offensive Player of the Year in 2015
- Earned Preseason Conference USA Offensive Player of the Year honors in 2016.
- His grandfather, Ernie Tabor played Major League baseball for the Philadelphia Phillies.

2018 HIGHLIGHTS (CONTINUED)

- With 3 TD passes against the Raiders, Mullens tied the franchise record for the most TD passes by a player in his first start with the 49ers [QB Tim Rattay vs. StL (11/2/03); QB Ty Detmer vs. Car. (11/8/98); QB Matt Cavanaugh at Phi. (9/23/84)]. Also set the franchise record for highest QB rating (min. 10 atts.) in his first start with the team (151.9) and ranks 3rd for the most passing yds. (262).
- Became the first member of the 49ers to pass for 3-or-more TDs in a game since Colin Kaepernick on 11/27/16 at Mia. (3 TD passes).
- Mullens joined Hall of Famers Fran Tarkenton (1961) and Jim Kelly (1986) as the only players in NFL history to throw for 250-or-more yds., 3-or-more TDs and 0 INTs in their NFL debut.
- His QB rating of 151.9 against the Raiders was the 2nd-highest by a QB in his NFL debut since 1973 (min. 15 atts.).

HIGHEST PASSER RATING IN NFL DEBUT, SINCE 1973

	Name	Date	QBR
1.	Marcus Mariota	9/13/15	158.3
2.	Nick Mullens	11/1/18	151.9
3.	Robert Griffin III	9/9/12	139.9
4.	T.J. Rubley	10/24/93	137.1
5.	Jim Everett	11/16/86	136.6

MULLENS' GAME-BY-GAME

2018	Date	Opp	W/L	P/S	Att	Cmp	Pct	Yds	TD	Int	Lg	Sk/Yds	Rtg	Rsh	Yds	TD	Total Net Yds.	Pct. Offense
	Sep 9	at Min	L	—	—	—	—	—	—	—	PRACTICE SQUAD	—	—	—	—	—	—	—
	Sep 16	Det	W	—	—	—	—	—	—	—	PRACTICE SQUAD	—	—	—	—	—	—	—
	Sep 23	at KC	L	—	—	—	—	—	—	—	PRACTICE SQUAD	—	—	—	—	—	—	—
	Sep 30	at LAC	L	—	—	—	—	—	—	—	DID NOT PLAY	—	—	—	—	—	—	—
	Oct 7	Arz	L	—	—	—	—	—	—	—	DID NOT PLAY	—	—	—	—	—	—	—
	Oct 15	at GB	L	—	—	—	—	—	—	—	DID NOT PLAY	—	—	—	—	—	—	—
	Oct 21	LAR	L	—	—	—	—	—	—	—	DID NOT PLAY	—	—	—	—	—	—	—
	Oct 28	at Arz	L	—	—	—	—	—	—	—	DID NOT PLAY	—	—	—	—	—	—	—
	Nov 1	Oak	W	1/1	22	16	72.7	262	3	0	71	0/0	151.9	4	-3	0	259	64.0
	Nov 12	NYG	L	1/1	39	27	69.2	250	1	2	26	0/0	73.7	2	1	0	251	67.1
	Nov 25	at TB	L	1/1	32	18	56.3	221	1	2	25	4/27	62.1	2	-1	0	193	56.4
	Dec 2	at Sea	L	1/1	48	30	62.5	414	2	1	75t	3/28	95.3	2	1	0	387	85.6
	Dec 9	Den	W	1/1	33	20	60.6	332	2	1	85t	3/27	102.1	5	-10	0	295	75.8
	Dec 16	Sea	W	1/1	29	20	69.0	275	1	0	41t	3/18	110.6	2	-2	0	255	72.6
	Dec 23	Chi	L	1/1	38	22	57.9	241	0	1	35	1/9	65.8	0	0	0	232	83.2
	Dec 30	at LAR																
TOTALS				7/7	241	153	63.5	1,995	10	7	85t	14/109	91.2	17	-14	0	1,981	36.8



2018 HIGHLIGHTS (CONTINUED)

- Completed 27 of 39 atts. (69.2 pct.) for 250 yds. and 1 TD vs. NYG (11/12).
- Completed 30 of 48 passes for a career-high 414 yds. and 2 TDs at Sea. (12/2). His 414 passing yds. on the day were the most by a 49ers QB since QB Tim Rattay registered 417 passing yds. vs. Arz. (10/10/04). He became the the first 49ers QB to throw for 400-or-more yds. in a single game since QB Colin Kaepernick in 2013 [412 yds. vs. GB (9/8/13)].
- Converted 20 of 33 atts. for 332 yds., 2 TDs and a QB rating of 102.1 vs. Den. (12/9). With 332 passing yds., became the first 49ers QB to throw for 300-or-more yds. in consecutive games [30 of 48 for 414 yds. and 2 TDs at Sea. (12/2/18)] since QB Jimmy Garoppolo in 2017 [20 of 33 for 334 yds. and 1 TD at Hou. (12/10/17) and 31 of 43 for 381 yds. and 1 TD vs. Ten. (12/17/18)].
- With 313 passing yds. versus the Broncos, became the first undrafted 49ers QB to throw for 300-or-more yds. in consecutive games since QB Jeff Garcia accomplished the feat in three straight games from 12/3/00-12/17/00. Also, joins Broncos QB Case Keenum (10/7/18-10/14/18) as the only undrafted QBs to throw for 300-or-more yds. in consecutive weeks since the start of the 2017 season.
- Completed 20 of 29 atts. for 275 yds., 1 TD and a QB rating of 110.6 vs. Sea. (12/16). In two games against the Seahawks this season, Mullens threw for 689 yds. [414 yds. at Sea. (12/2/18)], the most passing yds. in a single season against Seattle since their franchise began in 1976.

MOST PASSING YDS. IN A SINGLE SEASON AGAINST SEA.

Player	Year	Comps.	Atts.	Yds.	TDs.	INTs	Rtg.
Nick Mullens, SF	2018	50	77	689	3	1	101.1
Ken Stabler, Oak.	1979	56	84	685	2	4	79.7
John Elway, Den.	1987	43	74	673	5	3	94.0
Dan Fouts, SD	1983	49	77	669	5	5	85.9
Kurt Warner, Arz.	2008	51	74	658	5	2	107.8

- Completed 22 of 38 atts. for 241 yds. vs. Chi. (12/23). With 241 passing yds., has become the first 49ers quarterback to register 220-or-more passing yds. in seven-consecutive games since QB Jeff Garcia accomplished the feat in Weeks 5-11 of the 2000 season.

GOLDMINE

- Mullens and his teammates surprised guests of the CityTeam Men's Program and House of Grace on November 20, 2018, at Levi's Stadium. The group believed they were just taking a tour of the stadium, but they were in fact joining the 49ers players for a night full of exciting events. The guests received a makeover and haircut, selected a new outfit from the Dockers, snapped a new headshot and then shared a Thanksgiving dinner with the 49ers players.



GOLDMINE (CONTINUED)

- The 49ers, in partnership with Fresh Lifelines for Youth (FLY), visited the Santa Clara Juvenile Hall to work with residents on frustration management on October 9, 2018. Mullens and his teammates held a discussion with the young people, and later divided into groups to engage in football drills that demonstrated the proper way to focus negative energy in a positive manner. After the drills, they held another discussion centered on making right decisions when it comes to frustration management.
- In partnership with the One Love Foundation, Mullens, his 49ers teammates and their significant others participated in a film-based workshop with local high school students about healthy and unhealthy relationships. The group watched a film together, and thereafter, held group discussions about the implications of the relationship behaviors depicted in the film. The One Love Foundation believes that love is a skill we can work on, and focuses on three main elements to convey their message: content, conversation and community action.



- In September of 2017, the San Francisco 49ers hosted the annual 49ers Mentorship Academy, in partnership with USA Football. Mullens and other notable 49ers rookies led local high school football players through an evening of leadership development. The three-step program is designed to develop the skills necessary for players to succeed and lead on and off the field. Players from Christopher High School, Gilroy High School, Lowell High School, Milpitas High School, Santa Clara High School, Westmont High School and Wilcox High School were in attendance.
- As part of the 49ers annual Thanksgiving celebrations, Mullens and his teammates visited Cityteam San Jose to serve a holiday feast to over 300 people in need. Guests enjoyed turkey along with all of the usual holiday sides, while getting to know the 49ers.





MULLENS' CAREER STATISTICS

YEAR	TEAM	GP	GS	ATT	CMP	PCT	PASSING						ATT	RUSHING			
							YDS	TD	INT	LG	SK	LST	RTG	YDS	AVG	LG	TD
2017	SF	—	—	—	—	—	PRACTICE SQUAD						—	—	—	—	—
2018	SF	7	7	241	153	63.5	1,995	10	7	85t	14	109	91.2	17	-14	-0.8	0
TOTALS		7	7	241	153	63.5	1,995	10	7	85t	14	109	91.2	17	-14	-0.8	0

Additional Statistics:

Fumbles—Lost — 1—0: 2018 (1—0)

Fumble Recoveries — 1: 2018 (1)

Milestones:

NFL Debut: vs. Oak. (11/1/18); **First Start:** vs. Oak. (11/1/18); **First Completion:** vs. Oak. (11/1/18 — 11-yd. pass to WR Marquise Goodwin); **First Passing TD:** vs. Oak. (11/1/18 — 24-yd. pass to WR Pierre Garçon); **First 300—Yd. Game:** at Sea. (12/2/18 — 414 yds.); **First 400—Yd. Game:** at Sea. (12/2/18 — 414 yds.); **300—Yd. Games:** 2 — Last vs. Den. (12/9/18 — 332 yds.)

MULLENS' CAREER HIGHS

Passes Attempted: 48 at Sea. (12/2/18)

Completions: 30 at Sea. (12/2/18)

Completion Percentage: 72.7 vs. Oak. (11/1/18)

Passing Yards: 414 at Sea. (12/2/18)

Long Pass: 85t vs. Den. (12/9/18)

QB Rating: 151.9 vs. Oak. (11/1/18)

Passing Touchdowns: 3 vs. Oak. (11/1/18)

Rushes: 5 vs. Den. (12/9/18)

Rushing Yards: 1 (2 times) Last at Sea. (12/2/18)

Long Rush: 2 vs. NYG (11/12/18)

MULLENS' TRANSACTIONS

Originally signed as an undrafted free agent by SF on 5/4/17...Waived by SF on 9/2/17...Signed to SF practice squad on 9/3/17...Signed to Reserve/Future contract with SF on 1/2/18...Waived by SF on 9/1/18...Signed to SF practice squad on 9/2/18...Promoted to SF active roster on 9/26/18.



COLLEGE

In four seasons at Southern Mississippi (2013-16), played in 44 games (41 starts) and completed 928 of 1,546 atts. for 11,994 yds. and 87 TDs. In 2016, made 11 starts and completed 243 of 384 atts., for 3,272 yds. and 24 TDs, averaging 297.5 passing yds. per game. Started all 14 games as a junior in 2015, setting single-season school records for passing yds. (4,476) and TD passes (38) as the Golden Eagles finished with more than 7,000 yds. of offense for the first time in school history. In 2014, started 10 games and completed 218 of 365 atts. for 2,470 passing yds. and 12 TDs. As a freshman in 2013, appeared in 9 games (6 starts) and threw for 1,776 yds. and 13 TDs while earning Conference USA All-Freshman honors.

PERSONAL

- Attended Spain Park (Birmingham, AL) HS, where he had 8,605 career passing yds., finishing his high school career with the 7th-most passing yds. in AHSAA history, to go along with 40 passing TDs.
- Son of Suzanne and Mark Mullens. Has an older brother, Frank, and an older sister, Heather.
- Born Nicholas Clayton Mullens (3/21/95) in Little Rock, AR.



86

LS

KYLE NELSON

6-2 || 240 || NEW MEXICO STATE

10.3.86 || CHINA SPRINGS, TX || 7TH YEAR || ACQUIRED FA IN '14

GOLDMINE

- During all Week 13 games in 2017, NFL players had the chance to share the causes that are important to them as part of the NFL's My Cause, My Cleats campaign. The initiative was a culmination of collaborative work between the NFL and players across the league. For My Cause, My Cleats, Nelson is supporting JW House, which aims to provide a warm, comfortable "home away from home" for families facing medical crisis. "Families facing medical crises need rest and self-care while their loved one is in the hospital," said Nelson. "I want to bring hope and encouragement to those going through the unimaginable."



- Always around football, in the summers, Kyle would help his dad, Mark, when he was coaching in the NCAA and CFL. At a young age, Kyle got to see tight knit locker rooms and learned how successful teams work together on and off the field. Mark's career as a football coach meant many moves for the Nelson family. Kyle was born in Norman, OK and growing up, the family moved between Tulsa, OK and Canada three times and Kyle spent time living in Georgia, Kentucky, Arkansas, Texas, Oklahoma and New Mexico before coming to California.



NELSON'S GOLDEN NUGGETS

- Comes from a football family where he is a third generation member. His father, Mark, is the defensive coordinator for the Ottawa REDBLACKS in the Canadian Football League, with a quarter-century of coaching experience. Mark played in the CFL for six seasons and spent time coaching in the NCAA at Louisville, Arkansas Tech, Baylor and Kentucky. Kyle's grandfather, Roger, was drafted by the Washington Redskins in 1954. He played offensive tackle for 13 seasons for the CFL's Edmonton Eskimos from 1954-67 and was elected into the CFL Hall of Fame in 1985.
- Growing up in Canada, the first sport he played was ice hockey. Following a move to the United States in middle school, he began playing soccer before playing football for the first time his junior year of high school.

GOLDMINE (CONTINUED)

- The story of how Nelson became a long snapper goes back to his father's playing days. In the middle of training camp, Nelson's dad was extremely tired after grueling practices. He saw a player heading into his 11th season and he thought to himself, "I wish I was a long snapper." He said, "If I ever have a son, I'm going to make sure he learns how to snap."
- In the past, Nelson has worked with middle school football players in Phoenix, AZ, teaching them the craft of long snapping as colleges begin recruiting students specifically to fill that role. "It helps the kids get into school," he said. "We do it to get them scholarships, get their school paid for so their parents don't have to."
- In his spare time, Nelson enjoys drawing, reading and going hiking. When Kyle was growing up, his family planned hikes on the weekends where he was able to witness the landscape of Arkansas, Georgia, Texas and Arizona. It translated to painting, where Kyle draws pictures of the outdoors such as oceans, forests and mountains. "I like turning color pictures into black and white, charcoal, Sharpies," he said. "It's a nice, relaxing hobby."
- In honor of the NFL's Crucial Catch campaign, the 49ers hosted a fashion show on Tuesday, October 17th, 2017, featuring breast cancer and pediatric cancer warriors in apparel donated by Levi's®. Nelson, along with his 49ers teammates, walked the runway with cancer warriors as they shared their stories of strength and courage with the audience.





NELSON'S CAREER STATISTICS

GAMES/STARTS – 93/0: 2012 (6/0); 2013 (11/0); 2014 (16/0); 2015 (16/0); 2016 (16/0); 2017 (16/0); 2018 (12/0)

Additional Statistics:

Special Teams Tackles – 17: 2014 (4); 2015 (5); 2016 (5); 2017 (3)

Special Teams Fumble Recoveries – 1: 2017 (1)

Milestones:

NFL Debut: vs. Bal. (11/25/12)

NELSON'S TRANSACTIONS

Originally signed as an undrafted free agent by NO on 7/27/11...Waived by NO on 9/3/11...Signed to NO practice squad on 9/4/11...Waived by NO on 9/5/11...Signed to KC practice squad on 9/7/11...Waived by KC on 9/14/11...Signed to Reserve/Future contract by SF on 1/24/12...Waived by SF on 8/31/12...Signed to Phi. practice squad on 9/25/12...Waived by Phi. on 10/2/12...Signed a two-year deal with SD on 11/20/12...Waived by SD on 5/20/13...Claimed off of waivers by SF on 5/21/13...Waived by SF on 7/10/13...Claimed off of waivers by Sea. on 7/11/13...Waived by Sea. on 8/26/13...Signed by Was. on 10/15/13...Waived by Was. on 7/21/14...Signed by SF on 7/25/14...Re-signed with SF on a four-year deal through 2018 on 3/10/15...Placed on the Reserve/Suspended List on 12/4/18.



2017 (SAN FRANCISCO)

- Appeared in all 16 games and registered 3 special teams tackles and 1 special teams FR.
- Registered his 1st career special teams FR vs. LAR (9/21), scooping up a muffed punt by Rams WR Tavon Austin.

2016 (SAN FRANCISCO)

- Appeared in all 16 games as the team's long snapper and recorded 5 special teams tackles.

2015 (SAN FRANCISCO)

- Appeared in all 16 games as the team's long snapper and recorded 5 special teams tackles.

2014 (SAN FRANCISCO)

- Signed with SF on 7/25, appearing as the team's long snapper in all 16 games, registering 4 special teams tackles.

2013 (WASHINGTON)

- After signing with Was. on 10/15, appeared in 11 games as the team's long snapper.

2012 (PHILADELPHIA/SAN DIEGO)

- Signed to Phi. practice squad (9/25) and was later released (10/2).
- Signed a two-year contract with SD (11/20), where he finished the season, playing in 6 games as the Chargers long snapper.

2011 (NEW ORLEANS/KANSAS CITY)

- Spent brief stints with NO practice squad (9/4-9/5) and KC practice squad (9/7-9/14).

COLLEGE

A TE/LS for the Aggies from 2007-10, Nelson appeared in 50 games and recorded 66 receipts. for 559 yds. and 2 TDs. In 2010 he played in 12 games and caught a career-high 41 receipts. for 371 yds. and 1 TD. As a junior (2009), Nelson caught 12 passes for 112 yds. and a TD. Against UTEP (9/19), he snagged two passes for 28 yds. and his 1st career TD receipt. Nelson was also the team's long snapper on FGs. In 2008, Nelson held long snapping duties on every extra point, FG and punt for the Aggies in 12 games. He also recorded 11 receipts. for 70 yds. Against Louisiana Tech (11/22), Nelson had a then career-high 5 receipts. for 47 yds. Nelson played in all 13 games in 2007 as the teams back-up TE and long snapper. On the season, Nelson caught 2 passes for six yds. Was a redshirt freshman in 2006 for Tulsa.

PERSONAL

- Graduated from China Springs (TX) HS, starting at TE and he also handled the deep snap and punting duties. Accumulated 50 receipts. on the season and earned first-team all-district and first-team Super CenTex honors as a TE. Received second-team all-district honors as a punter. Also lettered in basketball and track one year each.
- Born Kyle Nelson (10/3/86) in Norman, OK.
- Majored in communications.



53

LB

MARK NZEOCHA

6-3 || 240 || WYOMING

1.1.90 || BAVARIA, GERMANY || 4TH YEAR || ACQUIRED FA IN '17

2018 HIGHLIGHTS

- Set single-season career highs in games (15), starts (3), tackles (17), sacks (1.0), FFs (1) and PDs (1).
- Made his 1st career start vs. Det. (9/16) and registered 2 tackles.
- Recorded his 1st sack and FF of his career after bringing down Seahawks QB Russell Wilson for an 8-yd. loss vs. Sea. (12/16).

GOLDMINE

- The 49ers worked alongside the humanitarian-relief organization Convoy of Hope on December 4, 2018, and hosted 1,500 guests in need from Bay Area nonprofits and schools at Levi's® Stadium for a free holiday resource fair. Nzeocha and his 49ers teammates distributed groceries, toys, books, shoes and other holiday offerings to the guests. The attendees also received haircuts, utilized health resources and took family portraits or professional headshots. Convoy of Hope is a nonprofit organization that directs children's feeding initiatives, hosts community outreach programs and provides disaster response resources to those in need in the Bay Area and throughout the world.



- In 2016, Nzeocha teamed with Dirk Nowitzki of the Dallas Mavericks and over 50 celebrities to play in the 2016 Dirk Nowitzki Celebrity Baseball Game. The annual family-fun event gave all proceeds to children's charities: Dirk Nowitzki Foundation and Heroes Foundation. Alongside Nowitzki, Nzeocha and various other athletes in Dallas continued to play a huge role helping the youth in the greater Dallas community.



NZEOCHA'S GOLDEN NUGGETS

- His last name is pronounced nuh-ZAH-chuh.
- His brother Eric Nzeocha also attended the University of Wyoming and is currently a LB for the Tampa Bay Buccaneers.
- He and his brother are two of four active NFL players born in Germany (49ers P Jeff Locke and Denver Broncos LB Kasim Edeball).

NZEOCHA'S GAME-BY-GAME

2018

Date	Opp	W/L	P/S	Tot	Sol	Ast	Sk	Yds	Int	Yds	PD	FF	FR	Yds	
Sep 9	at Min	L	1/0	0	0	0	0.0	0.0	0	0	1	0	0	0	
Sep 16	Det	W	1/1	2	1	1	0.0	0.0	0	0	0	0	0	0	
Sep 23	at KC	L	1/0	0	0	0	0.0	0.0	0	0	0	0	0	0	
Sep 30	at LAC	L	1/0	0	0	0	0.0	0.0	0	0	0	0	0	0	
Oct 7	Arz	L	1/0	0	0	0	0.0	0.0	0	0	0	0	0	0	
Oct 15	at GB	L	1/0	0	0	0	0.0	0.0	0	0	0	0	0	0	
Oct 21	LAR	L	1/0	0	0	0	0.0	0.0	0	0	0	0	0	0	
Oct 28	at Arz	L	1/0	0	0	0	0.0	0.0	0	0	0	0	0	0	
Nov 1	Oak	W	1/0	3	2	1	0.0	0.0	0	0	0	0	0	0	
Nov 12	NYG	L	1/0	3	3	0	0.0	0.0	0	0	0	0	0	0	
Nov 25	at TB	L	1/0	2	0	2	0.0	0.0	0	0	0	0	0	0	
Dec 2	at Sea	L	1/0	3	2	1	0.0	0.0	0	0	0	0	0	0	
Dec 9	Den	W	1/1	0	0	0	0.0	0.0	0	0	0	0	0	0	
Dec 16	Sea	W	1/0	3	3	0	1.0	8.0	0	0	0	1	0	0	
Dec 23	Chi	L	1/1	1	1	0	0.0	0.0	0	0	0	0	0	0	
Dec 30	at LAR														
TOTALS				15/3	17	12	5	1	8	0	0	1	1	0	0

GOLDMINE (CONTINUED)

- Ahead of WrestleMania 32, which took place at AT&T Stadium in 2016, Nzeocha joined WWE superstars and spent the day with patients at Children's Health Medical Center in Dallas, playing games, coloring, and speaking to them about the benefits of staying positive throughout tough times. In December, he made a second trip to Children's Health Medical Center as he and his teammates made their annual Children's Hospital Christmas visits. Nzeocha and his teammates also visited Texas Scottish Rite Hospital for Children in Dallas, Cook Children's Medical Center in Fort Worth, and Medical City Children's Hospital. During each visit, he gave away numerous gifts to hundreds of children and signed autographs, making their Christmas holiday memorable.
- As a rookie in 2015, Nzeocha visited The Salvation Army along with other members of the Dallas Cowboys organization. He and other rookies served an early Thanksgiving meal in Fort Worth while veteran players on the team spread throughout Dallas to do the same. With food donations from Albertsons, he played a significant role helping feed over 500 Salvation Army patrons during the Cowboys early Thanksgiving meal, the signature event of the Cowboys-Salvation Army partnership.



NZEOCHA'S CAREER STATISTICS

YEAR	TEAM	GP	GS	TACKLES			SACKS	YDS	INT	INTERCEPTIONS			PD	FUMBLES		
				TOT	SOL	AST				YDS	LG	TD		FF	FR	YDS
2015	DAL	2	0	0	0	0	0.0	0.0	0	0	—	0	0	0	0	0
2016	DAL	6	0	4	4	0	0.0	0.0	0	0	—	0	0	0	0	0
2017	SF	10	0	0	0	0	0.0	0.0	0	0	—	0	0	0	0	0
2018	SF	15	3	17	12	5	1.0	8.0	0	0	—	0	1	1	0	0
TOTALS		33	3	21	16	5	1.0	8.0	0	0	—	0	1	1	0	0

PLAYOFFS

YEAR	TEAM	GP	GS	TACKLES			SACKS	YDS	INT	INTERCEPTIONS			PD	FUMBLES		
				TOT	SOL	AST				YDS	LG	TD		FF	FR	YDS
2016	DAL	0	0	0	0	0	0.0	0.0	0	0	—	0	0	0	0	0
TOTALS		0	0	0	0	0	0.0	0.0	0	0	—	0	0	0	0	0

Additional Statistics:

Special Teams Tackles — 11: 2016 (1); 2017 (4); 2018 (6)

Milestones:

NFL Debut: vs. NYJ (12/19/15); **First Start:** vs. Det. (9/16/18); **First FF:** vs. Sea. (12/16/18 — QB Russell Wilson); **First Sack:** vs. Sea. (12/16/18 — QB Russell Wilson)

NZEOCHA'S CAREER HIGHS

Total Tackles: 4 at Phi. (1/1/16)

Solo: 4 at Phi. (1/1/16)

Assists: 2 at TB (11/25/18)

Sacks: 1.0 vs. Sea. (12/16/18)

Passes Defensed: 1 at Min. (9/9/18)

Forced Fumbles: 1 vs. Sea. (12/16/18)

NZEOCHA'S TRANSACTIONS

Originally a 7th-round (236th overall) draft choice by Dal. in 2015...Placed on the Reserve/Non-Football Injury List on 9/1/15...Activated from the Reserve/Non-Football Injury List on 11/18/15...Waived by Dal. on 9/2/17...Signed to Dal. practice squad on 9/5/17...Signed a one-year deal with SF on 9/25/17...Signed a one-year extension with SF on 1/26/18.



2017 (SAN FRANCISCO)

- Signed by the team on 9/25, played in 10 games and registered 4 special teams tackles.

2016 (DALLAS)

- Appeared in 6 games and registered 4 tackles as well as 1 tackle on special teams.
- Registered the 1st tackle of his career at Phi. (1/1/16), finishing with a career-high 4 tackles on the day, while adding 1 special teams tackle.

2015 (DALLAS)

- After spending part of the season on the Reserve/Non-Football Injury List, appeared in 2 games.
- Made his NFL debut vs. NYJ (12/19).

COLLEGE

Appeared in 39 games (26 starts) at Wyoming and finished his career with 207 tackles, 13 tackles for loss, seven passes defensed, three forced fumbles, two sacks, one fumble recovery and one interception. As a senior in 2014, made seven starts and registered 59 tackles, 5 PDs, 2 sacks, 2 FFs and 1 FR. In 2013, started in all 12 games and finished with 101 tackles, including 10 TFLs. Saw action in 10 games (2 starts) in 2012 and registered 32 tackles and 1 FF. As a freshman in 2011, appeared in 10 games (5 starts) and registered 15 tackles, 2 PDs and 1 INT.

PERSONAL

- Attended FOS Ansbach (Bavaria, Germany) HS. Played club football for the Franken Knights Youth Team.
- Was a member of the German National Team that played in the 2009 Junior World Championship in Canton, OH.
- Majored in finance at Wyoming.
- Born Mark Nzeocha (1/1/90) in Neusitz, Germany.

INJURY REPORT

- 2015:** Placed on the Reserve/Non-Football Injury List on 9/1 with a knee injury.
- 2016:** Missed the 1st 4 games of the regular season [vs. NYG (9/11), at Was. (9/18), vs. Chi. (9/25) and at SF (10/2)] with an achilles injury.



NZEOCHA'S GAME-BY-GAME

2015 (Dallas)

Date	Opp	W/L	P/S	Tot	Sol	Ast	Sk	Yds	Int	Yds	PD	FF	FR	Yds
PLACED ON THE RESERVE/NFI LIST ON 9/1														
Sep 13	NYG	W	—	—	—	—	RESERVE/NFI	—	—	—	—	—	—	—
Sep 20	at Phi	W	—	—	—	—	RESERVE/NFI	—	—	—	—	—	—	—
Sep 27	Atl	L	—	—	—	—	RESERVE/NFI	—	—	—	—	—	—	—
Oct 4	at NO	L	—	—	—	—	RESERVE/NFI	—	—	—	—	—	—	—
Oct 11	NE	L	—	—	—	—	RESERVE/NFI	—	—	—	—	—	—	—
Oct 25	at NYG	L	—	—	—	—	RESERVE/NFI	—	—	—	—	—	—	—
Nov 1	Sea	L	—	—	—	—	RESERVE/NFI	—	—	—	—	—	—	—
Nov 8	Phi	L	—	—	—	—	RESERVE/NFI	—	—	—	—	—	—	—
Nov 15	at TB	L	—	—	—	—	RESERVE/NFI	—	—	—	—	—	—	—
ACTIVATED FROM THE RESERVE/NFI LIST ON 11/18														
Nov 22	at Mia	W	—	—	—	—	INACTIVE	—	—	—	—	—	—	—
Nov 26	Car	L	—	—	—	—	INACTIVE	—	—	—	—	—	—	—
Dec 7	at Was	W	—	—	—	—	INACTIVE	—	—	—	—	—	—	—
Dec 13	at GB	L	—	—	—	—	INACTIVE	—	—	—	—	—	—	—
Dec 19	NYJ	L	1/0	0	0	0	0.0	0.0	0	0	0	0	0	0
Dec 27	at Buf	L	—	—	—	—	INACTIVE	—	—	—	—	—	—	—
Jan 3	Was	L	1/0	0	0	0	0.0	0.0	0	0	0	0	0	0
TOTALS			2/0	0	0	0	0.0	0.0	0	0	0	0	0	0

2017 (San Francisco)


Date	Opp	W/L	P/S	Tot	Sol	Ast	Sk	Yds	Int	Yds	PD	FF	FR	Yds
SIGNED TO DAL PRACTICE SQUAD ON 9/5														
Sep 10	NYG	—	—	—	—	—	PRACTICE SQUAD	—	—	—	—	—	—	—
Sep 17	at Den	—	—	—	—	—	PRACTICE SQUAD	—	—	—	—	—	—	—
SIGNED BY SF ON 9/25														
Oct 1	at Arz	L	—	—	—	—	INACTIVE	—	—	—	—	—	—	—
Oct 8	at Ind	L	—	—	—	—	INACTIVE	—	—	—	—	—	—	—
Oct 15	at Was	L	1/0	0	0	0	0.0	0.0	0	0	0	0	0	0
Oct 22	Dal	L	—	—	—	—	INACTIVE	—	—	—	—	—	—	—
Oct 29	at Phi	L	1/0	0	0	0	0.0	0.0	0	0	0	0	0	0
Nov 5	Arz	L	1/0	0	0	0	0.0	0.0	0	0	0	0	0	0
Nov 12	NYG	W	1/0	0	0	0	0.0	0.0	0	0	0	0	0	0
Nov 26	Sea	L	1/0	0	0	0	0.0	0.0	0	0	0	0	0	0
Dec 3	at Chi	W	1/0	0	0	0	0.0	0.0	0	0	0	0	0	0
Dec 10	at Hou	W	1/0	0	0	0	0.0	0.0	0	0	0	0	0	0
Dec 17	Ten	W	1/0	0	0	0	0.0	0.0	0	0	0	0	0	0
Dec 24	Jax	W	1/0	0	0	0	0.0	0.0	0	0	0	0	0	0
Dec 31	at LAR	W	1/0	0	0	0	0.0	0.0	0	0	0	0	0	0
TOTALS			10/0	0	0	0	0.0	0.0	0	0	0	0	0	0

2016 (Dallas)

Date	Opp	W/L	P/S	Tot	Sol	Ast	Sk	Yds	Int	Yds	PD	FF	FR	Yds
Sep 11	NYG	L	—	—	—	—	INACTIVE (Achilles)	—	—	—	—	—	—	—
Sep 18	at Was	W	—	—	—	—	INACTIVE (Achilles)	—	—	—	—	—	—	—
Sep 25	Chi	W	—	—	—	—	INACTIVE (Achilles)	—	—	—	—	—	—	—
Oct 2	at SF	W	—	—	—	—	INACTIVE (Achilles)	—	—	—	—	—	—	—
Oct 9	Cin	W	1/0	0	0	0	0.0	0.0	0	0	0	0	0	0
Oct 16	at GB	W	1/0	0	0	0	0.0	0.0	0	0	0	0	0	0
Oct 30	Phi	W	—	—	—	—	INACTIVE	—	—	—	—	—	—	—
Nov 6	at Cle	W	—	—	—	—	INACTIVE	—	—	—	—	—	—	—
Nov 13	at Pit	W	—	—	—	—	INACTIVE	—	—	—	—	—	—	—
Nov 20	Bal	W	—	—	—	—	INACTIVE	—	—	—	—	—	—	—
Nov 24	Was	W	—	—	—	—	INACTIVE	—	—	—	—	—	—	—
Dec 1	at Min	W	1/0	0	0	0	0.0	0.0	0	0	0	0	0	0
Dec 11	at NYG	L	1/0	0	0	0	0.0	0.0	0	0	0	0	0	0
Dec 18	TB	W	—	—	—	—	INACTIVE	—	—	—	—	—	—	—
Dec 26	Det	W	1/0	0	0	0	0.0	0.0	0	0	0	0	0	0
Jan 1	at Phi	L	1/0	4	4	0	0.0	0.0	0	0	0	0	0	0
TOTALS			6/0	4	4	0	0.0	0.0	0	0	0	0	0	0

2016 Postseason (Dallas)

Date	Opp	W/L	P/S	Tot	Sol	Ast	Sk	Yds	Int	Yds	PD	FF	FR	Yds
Jan 15	GB	L	—	—	—	—	INACTIVE	—	—	—	—	—	—	—
TOTALS			0/0	0	0	0	0.0	0.0	0	0	0	0	0	0



57

LB

JAMES ONWUALU

6-1 || 235 || NOTRE DAME

9.4.94 || ST. PAUL, MN || 2ND YEAR || ACQUIRED FA IN '18

GOLDMINE

- The 49ers worked alongside the humanitarian-relief organization Convoy of Hope on December 4, 2018, and hosted 1,500 guests in-need from Bay Area nonprofits and schools at Levi's® Stadium for a free holiday resource fair. Onwualu and his 49ers teammates distributed groceries, toys, books, shoes and other holiday offerings to the guests. The attendees also received haircuts, utilized health resources and took family portraits or professional headshots. Convoy of Hope is a nonprofit organization that directs children's feeding initiatives, hosts community outreach programs and provides disaster response resources to those in need in the Bay Area and throughout the world.



- Onwualu utilizes yoga as a tool to help him both on and off the field. "I spend a ton of time doing yoga. I've picked up a lot of books in my day to try to improve at it," Onwualu said. "It's great as a mental tool, as well as a physical tool, to help me with my mobility and flexibility on the field."

ONWUALU'S GOLDEN NUGGETS

- His last name is pronounced on-WALL-ew.
- Onwualu's older brother, John, played LB at the University of Pennsylvania. Onwualu considers John to be the greatest influence to his athletic career. "He's been a huge help in guiding me through all of my athletic decisions, whether it was where to go to school or who to play for."

ONWUALU'S GAME-BY-GAME

2018

Date	Opp	W/L	P/S	Tot	Sol	Ast	Sk	Yds	Int	Yds	PD	FF	FR	Yds
SIGNED TO SF PRACTICE SQUAD ON 11/19														
PROMOTED TO SF ACTIVE ROSTER ON 11/27														
Dec 2	at Sea	L	1/0	0	0	0	0.0	0.0	0	0	0	0	0	0
Dec 9	Den	W	1/0	0	0	0	0.0	0.0	0	0	0	0	0	0
Dec 16	Sea	W	1/0	0	0	0	0.0	0.0	0	0	0	0	0	0
Dec 23	Chi	L	1/0	0	0	0	0.0	0.0	0	0	0	0	0	0
Dec 30	at LAR													
TOTALS			4/0	0	0	0	0.0	0.0	0	0	0	0	0	0

ONWUALU'S CAREER STATISTICS

YEAR	TEAM	GP	GS	TACKLES				YDS	INT	INTERCEPTIONS				FUMBLES		
				TOT	SOL	AST	SACKS			YDS	LG	TD	PD	FF	FR	YDS
2017	LAC	9	0	0	0	0	0.0	0.0	0	0	—	0	0	0	0	0
2018	SF	4	0	0	0	0	0.0	0.0	0	0	—	0	0	0	0	0
TOTALS		13	0	0	0	0	0.0	0.0	0	0	—	0	0	0	0	0

Additional Statistics:

Special Teams Tackles – 11: 2017 (9); 2018 (2)

Special Teams Forced Fumbles – 1: 2018 (1)

Milestones:

NFL Debut: at Den. (9/11/17)

ONWUALU'S TRANSACTIONS

Originally signed as an undrafted free agent by LAC on 5/1/17...Waived by LAC on 12/16/17...Signed to LAC practice squad on 12/18/17...Signed to Reserve/Future contract with LAC on 1/2/18...Waived by LAC on 8/22/18...Signed to SF practice squad on 11/19/18...Promoted to SF active roster on 11/27/18.



2017 (LOS ANGELES CHARGERS)

- Appeared in 9 games and registered 9 special teams tackles.

COLLEGE

Appeared in 48 games and registered 143 tackles, 7 PDs, 6.0 sacks, 3 FFs and 1 FR at Notre Dame. As a senior in 2016, was voted a team co-captain and notched 75 tackles, 3.0 sacks, 2 FFs and 1 FR in 12 games. Saw action in 11 games in 2015, recording 38 tackles, 3.0 sacks and 1 FF. Played in 13 contests as a sophomore and registered 24 tackles. Saw action in 12 games as a true freshman and tallied 6 tackles.

ONWUALU'S GAME-BY-GAME

2017 (Los Angeles Chargers)

Date	Opp	W/L	P/S	Tot	Sol	Ast	Sk	Yds	Int	Yds	PD	FF	FR	Yds
Sep 11	at Den	L	1/0	0	0	0	0.0	0.0	0	0	0	0	0	0
Sep 17	Mia	L	1/0	0	0	0	0.0	0.0	0	0	0	0	0	0
Sep 24	KC	L	1/0	0	0	0	0.0	0.0	0	0	0	0	0	0
Oct 1	Phi	L	1/0	0	0	0	0.0	0.0	0	0	0	0	0	0
Oct 8	at NYG	W	1/0	0	0	0	0.0	0.0	0	0	0	0	0	0
Oct 15	at Oak	W	1/0	0	0	0	0.0	0.0	0	0	0	0	0	0
Oct 22	Den	W	1/0	0	0	0	0.0	0.0	0	0	0	0	0	0
Oct 29	at NE	L	1/0	0	0	0	0.0	0.0	0	0	0	0	0	0
Nov 12	at Jax	L	1/0	0	0	0	0.0	0.0	0	0	0	0	0	0
Nov 19	Buf	W	—	—	INACTIVE (Quadriцеп)				—	—	—	—	—	—
Nov 23	at Dal	W	—	—	INACTIVE				—	—	—	—	—	—
Dec 3	Cle	W	—	—	INACTIVE				—	—	—	—	—	—
Dec 10	Was	W	—	—	INACTIVE				—	—	—	—	—	—
WAIVED BY LAC ON 12/16														
SIGNED TO LAC PRACTICE SQUAD ON 12/18														
Dec 16	at KC	L	—	—	PRACTICE SQUAD				—	—	—	—	—	—
Dec 24	at NYJ	W	—	—	PRACTICE SQUAD				—	—	—	—	—	—
Dec 31	Oak	W	—	—	PRACTICE SQUAD				—	—	—	—	—	—
TOTALS			9/0	0	0	0	0.0	0.0	0	0	0	0	0	0

PERSONAL

- Attended Cretin-Derham Hall (St. Paul, MN) HS, where he was named to the All-*Pioneer Press* All-State squad as a RB, WR and DB as a senior in 2012.
- Son of Francis Onwualu and Ann Perry.
- Born James Francis Onwualu (9/4/94) in St. Paul, MN.
- Earned a bachelor's degree in finance at Notre Dame.

INJURY REPORT

2017: Inactive vs. Buf. (11/19) with a quadriacep injury.



68

OL

MIKE PERSON

6-4 || 300 || MONTANA STATE

6.17.88 || GLENDIVE, MT || 8TH YEAR || ACQUIRED FA IN '18

2018 HIGHLIGHTS

- Part of an offensive line that did not allow a sack on 22 passing atts. by QB Nick Mullens vs. Oak. (11/1). It marked the first time the team did not allow a sack since 12/31/17 at LAR (33 atts. - QB Jimmy Garoppolo).
- Person and the offensive line did not allow a sack on 39 atts. by QB Nick Mullens vs. NYG (11/12). It marked the first time since Weeks 3-4 of the 2000 season that the team did not allow a sack in consecutive weeks [34 atts. by QB Jeff Garcia at StL (9/17/00); 26 atts. by Garcia at Dal. (9/24/00)].

PERSON'S GOLDEN NUGGET

- Comes from a football family, as his father, Jim, played at Montana Tech (1969-73) and has two uncles, Dennis Lowery (Western Montana) and Jerry Person (San Diego State) who also played collegiately.

GOLDMINE

- On the same night he was drafted by the 49ers in the 7th round (239th overall) of the 2011 NFL Draft, Person was also awarded with the Montana AAU Little Sullivan Award, which is presented annually to the state of Montana's top amateur athlete. Person also became the first Bobcat selected in the NFL Draft since Joey Thomas in 2004.

PERSON'S CAREER STATISTICS

GAMES/STARTS – 58/33: 2013 (1/0); 2014 (16/0); 2015 (14/14); 2017 (12/4); 2018 (15/15)

Additional Statistics:

Fumble Recoveries – 1: 2018 (1)

Fumbles–Lost – 4–1: 2015 (4–1)

Milestones:

NFL Debut: at Car. (9/8/13); **First Start:** vs. Phi. (9/14/15)

PERSON'S TRANSACTIONS

Originally a 7th-round (239th overall) draft choice by SF in 2011...Waived by SF on 8/31/12...Claimed off waivers by Ind. on 9/1/12...Waived by Ind. on 9/10/12...Signed to Sea. practice squad on 9/13/12...Promoted to Sea. active roster on 10/30/12...Waived by Sea. on 9/14/13...Claimed off waivers by StL. on 9/16/13...Signed a three-year deal with Atl. on 3/10/15...Released by Atl. on 10/25/16...Signed with KC on a one-year deal on 11/2/16...Re-signed by KC on 3/10/17...Released by KC on 9/2/17...Signed by Ind. on 10/3/17...Signed a one-year deal with SF on 5/9/18.



2017 (INDIANAPOLIS)

- Signed with Ind. on 10/3 and saw action in 12 games (4 starts) at C.

2016 (KANSAS CITY)

- Signed with the Chiefs on 11/2 but did not appear in a game.

2015 (ATLANTA)

- Started all 14 games he appeared in at C.
- Part of an offensive line that produced the 7th-most yds. per game (374.4) on the year.

2014 (ST. LOUIS)

- Saw action in 16 games with the Rams.

2013 (SEATTLE)

- Promoted to the active roster on 10/30 and appeared in 1 game.

2012 (INDIANAPOLIS/SEATTLE)

- Spent time with the Colts and Seahawks, but did not appear in a game.

2011 (SAN FRANCISCO)

- Drafted in the 7th round (239th overall) by SF and was inactive for all 16 regular season games and 2 postseason contests.

COLLEGE

In 4 seasons at Montana State, started all 42 games along the offensive line. Earned First-Team All-Big Sky Conference honors in 2010, starting all 12 games and helping lead MSU to a Big Sky Conference Championship. The Bobcats led the Big Sky in scoring offense, total offense, passing offense and first downs. In 2009, started all 11 games at RT and earned First-Team All-Big Sky Honors honors. As a sophomore in 2008, started all 12 games and earned honorable mention all-conference honors, while helping the Bobcats lead the Big Sky in rushing yards and fewest sacks allowed. In 2007, started the first 8 games at RT before an injury ended his season. Redshirted in 2006.

PERSONAL

- Attended Dawson County (Glendive, MT) HS where he was a three-time all-league choice.
- Voted team MVP as a senior, along with Class A all-state honors.
- Won 2 state championships as a discus thrower.
- Majored in history with a concentration in teaching.
- Born Michael Sean Person (6/17/88) in Glendive, MT.



18
—
WR

DANTE PETTIS

6-1 || 195 || WASHINGTON

10.23.95 || SAN CLEMENTE, CA || ROOKIE || ACQUIRED D-2 IN '18

CAREER HIGHLIGHTS

- Has registered the most TD receipts. (5) by a member of the 49ers in their rookie season since RB Jimmy Thomas registered 5 TD receipts. in 1969, and is tied for the 2nd-most by a rookie in franchise history.

MOST REC. TDS IN A SINGLE SEASON BY A 49ERS ROOKIE

	Player	Year.	TDs
1.	WR Dave Parks	1964	8
2t.	WR Dante Pettis	2018	5
	RB Jimmy Thomas	1969	5
	HB R.C. Owens	1957	5
5t.	Seven Players	---	4

- Has registered the 9th-most rec. yds. (467) in franchise history among rookies.

2018 HIGHLIGHTS

- Ranks 3rd in the NFL among rookies in TD receipts (5).

MOST TD RECEPTS. AMONG ROOKIES, 2018

	Player	Team	TDs
1.	WR Calvin Ridley	Atl.	9
2.	WR Anthony Miller	Chi.	7
3.	WR Dante Pettis	SF	5
4t.	Six Tied	-	4

- Has registered 5 TD receipts. on the year, which is tied for the 2nd-most among rookies in franchise history.

PETTIS' GOLDEN NUGGETS

- Pettis' father, Gary, played Major League Baseball for 11 seasons with the California Angels (1982-87), Detroit Tigers (1988-89 & 1992), Texas Rangers (1990-91) and San Diego Padres (1992). He was a five-time Gold Glove winning center fielder and is the current third base coach for the Houston Astros.
- Set an NCAA record with nine punt return touchdowns in his career.
- Pettis' cousin, Austin Pettis, was drafted in the third round (78th overall) of the 2011 NFL Draft by the St. Louis Rams.
- His brother, Kyler, is currently an actor who is best known for his role on NBC's soap opera, Days of Our Lives.

2018 HIGHLIGHTS (CONTINUED)

- In his NFL debut at Min. (9/9), hauled in a 22-yd. TD pass from QB Jimmy Garoppolo for his 1st career receipt. According to the Elias Sports Bureau, his 22-yd. TD receipt. on his 1st career receipt. marked the first time a member of the 49ers saw their first career receipt. result in a TD since TE Vernon Davis on 9/10/06 at Arz. (31-yd. TD receipt.).
- Hauled in 4 receipts. for 77 yds. and 1 TD at TB (11/25).
- Registered 5 receipts. for 129 yds. (25.8 avg.) and 2 TDs, all career highs, at Sea. (12/2). He became the first 49ers rookie WR to register 2 TDs in a single game since WR J.J. Stokes in 1995 [2 TD receipts. vs. StL (11/26/95)].

PETTIS' GAME-BY-GAME

2018									2018 Returns													
Date	Opp	W/L	P/S	Rec	Yds	Avg	Lg	TD	Date	Opp	KR	Yds	Avg	Lg	TD	PR	FC	Yds	Avg	Lg	TD	
Sep 9	at Min	L	1/0	2	61	30.5	39	1	Sep 9	at Min	0	0	—	—	0	2	1	14	7.0	14	0	
Sep 16	Det	W	1/1	1	35	35.0	35	0	Sep 16	Det	0	0	—	—	0	2	0	14	7.0	14	0	
Sep 23	at KC	L	1/0	0	0	—	—	0	Sep 23	at KC	0	0	—	—	0	1	1	1	1.0	1	0	
Sep 30	at LAC	L	1/0	0	0	—	—	0	Sep 30	at LAC	0	0	—	—	0	1	0	−3	−3.0	−3	0	
Oct 7	Arz	L	—	INACTIVE (Knee)		—	—	—	Oct 7	Arz	—	—	—	INACTIVE (Knee)		—	—	—	—	—	—	
Oct 15	at GB	L	—	INACTIVE (Knee)		—	—	—	Oct 15	at GB	—	—	—	INACTIVE (Knee)		—	—	—	—	—	—	
Oct 21	LAR	L	—	INACTIVE (Knee)		—	—	—	Oct 21	at LAR	—	—	—	INACTIVE (Knee)		—	—	—	—	—	—	
Oct 28	at Arz	L	1/0	0	0	—	—	0	Oct 28	at Arz	0	0	—	—	0	1	0	0	0.0	0	0	
Nov 1	Oak	W	1/0	0	0	—	—	0	Nov 1	Oak	0	0	—	—	0	1	0	0	0.0	0	0	
Nov 12	NYG	L	1/1	4	12	3.0	8	0	Nov 12	NYG	0	0	—	—	0	1	0	1	1.0	1	0	
Nov 25	at TB	L	1/1	4	77	19.3	25	1	Nov 25	at TB	0	0	—	—	0	0	0	0	—	—	0	
Dec 2	at Sea	L	1/1	5	129	25.8	75t	2	Dec 2	at Sea	0	0	—	—	0	0	0	0	—	—	0	
Dec 9	Den	W	1/1	3	49	16.3	31	1	Dec 9	Den	0	0	—	—	0	0	0	0	—	—	0	
Dec 16	Sea	W	1/1	5	83	16.6	30	0	Dec 16	Sea	0	0	—	—	0	0	0	0	—	—	0	
Dec 23	Chi	L	1/1	3	21	7.0	13	0	Dec 23	Chi	0	0	—	—	0	0	0	0	—	—	0	
Dec 30	at LAR								Dec 30	at LAR												
TOTALS			12/7	27	467	17.3	75t	5	TOTALS			0	0	—	—	0	9	2	27	3.0	14	0



2018 HIGHLIGHTS (CONTINUED)

- His 129 rec. yds. against the Seahawks were the most by a 49ers rookie since WR Jerry Rice registered 241 rec. yds. vs. LAR (12/9/85), and ranks 4th in franchise history.

MOST REC. YDS. IN A SINGLE GAME BY A 49ERS ROOKIE

	Player	Yds.	Date	Opp.
1.	Jerry Rice	241	12/9/85	LAR
2.	Dave Parks	146	10/25/64	Min.
3.	Aaron Thomas	131	11/19/61	Chi.
4.	Dante Pettis	129	12/2/18	Sea.
5.	Clyde Conner	125	12/8/56	GB

- Hauled in 3 receipts. for 49 yds. and 1 TD vs. Den. (12/9). His 1-yd. TD receipt. made him the first member of the 49ers to register 1-or-more TD receipts. in three-consecutive games since TE Vernon Davis accomplished the feat in Weeks 11-15 of the 2013 season.
- Registered a team-high 83 yds. on 5 receipts. vs. Sea. (12/16).

GOLDMINE

- Pettis, while a standout football player in his own right, has many interests off the field, including playing the guitar and ukelele, literature and photography. If he wasn't playing football, Pettis says that he would be taking wildlife photos for a publication such as *National Geographic*.



- Pettis and his teammates joined Levi's in support of breast, colon and pediatric cancer warriors at the Crucial Catch Fashion Show presented by Dignity Health on October 2, 2018. 49ers players and cancer warriors took to the runway to show off their attire and share their stories of strength and courage with the audience.



GOLDMINE (CONTINUED)

- Pettis' father, Gary, earned five Gold Glove awards in 11 seasons in the MLB with the California Angels, Detroit Tigers, Texas Rangers and San Diego Padres. Gary Pettis launched his coaching career after retiring from the game in 1992 and is currently the third base coach of the Houston Astros. Growing up, Dante regularly followed his father to the ballpark, plastic bat and glove in hand. Dante again had the opportunity to follow his dad and join for pregame warmups when the 49ers traveled to Houston for a preseason contest. Only this time, Dante grabbed a bat himself and took part in the team's batting practice, knocking a handful of home runs into the seats at Minute Maid Park while his father watched.



- NFL players had the opportunity to participate in the NFL's annual My Cause, My Cleats campaign during a designated home game between Weeks 13-15. Pettis and his teammates represented their respective causes with custom-designed cleats in an effort to raise awareness and funding.





GOLDMINE (CONTINUED)

- The 49ers partnered with CASSY (Counseling and Support Services for Youth) for a mental health awareness event at Monroe Middle School (Campbell, CA) on December 18, 2018. Pettis and his teammates joined the 6th, 7th and 8th grade students who were pre-identified as having mental health struggles, and held group discussions centered on managing stress and destigmatizing mental health matters.



- Pettis and his fellow rookies participated in the annual 49ers Mentorship Academy on September 18, 2018. The Mentorship Academy, partnering with USA Football, is a three-step program designed to provide high school football players with the opportunity to develop the skills necessary to succeed and be leaders on and off the field. The rookie class invited the high schoolers to the team facility, where they shared opinions and lessons over a meal and fun competitions.

PETTIS' CAREER STATISTICS

RECEIVING										RUSHING				
YEAR	TEAM	GP	GS	NO	YDS	AVG	LG	TD	ATT	YDS	AVG	LG	TD	
2018	SF	12	7	27	467	17.3	75t	5	1	-2	-2	-2	0	
TOTALS		12	7	27	467	17.3	75t	5	1	-2	-2	-2	0	

KICKOFF RETURNS							PUNT RETURNS					
YEAR	TEAM	NO	YDS	AVG	LG	TD	NO	FC	YDS	AVG	LG	TD
2018	SF	0	0	-	-	0	9	2	27	3.0	14	0
TOTALS		0	0	-	-	0	9	2	27	3.0	14	0

Additional Statistics:

Special Teams Fumble Recoveries – 1: 2018 (1)

Fumbles–Lost – 1–0: 1–0 in 2018

Milestones:

NFL Debut: at Min. (9/9/18); **First Reception:** at Min. (9/9/18) – 22-yd. pass from QB Jimmy Garoppolo); **First Touchdown:** at Min. (9/9/18) – 22-yd. pass from QB Jimmy Garoppolo); **First Punt Return:** at Min. (9/9/18 – 0-yd. PR)

PETTIS' CAREER HIGHS

Receptions: 5 (2 times) Last vs. Sea. (12/16/18)

Receiving Yards: 129 at Sea. (12/2/18)

Long Reception: 75t at Sea. (12/2/18)

Touchdown Receptions: 2 at Sea. (12/2/18)

Punt Returns: 2 (2 times) Last vs. Det. (9/16/18)

Punt Return Yards: 14 (2 times) Last vs. Det. (9/16/18)

Long Punt Return: 14 (2 times) Last vs. Det. (9/16/18)

PETTIS' TRANSACTIONS

Originally a 2nd-round (44th overall) draft choice by SF in 2018.



COLLEGE

Played in 53 games (36 starts) in four years at Washington and registered 163 receptions for 2,256 yds. and 24 TDs. Also had 90 PRs for 1,274 yds. (14.2 avg.) and 9 TDs. Set the NCAA record for career PRs for TDs (9). In 2017, was a consensus First-Team All-America selection and earned First-Team All-Pac-12 honors at both WR and return specialist. Played in 13 games (12 starts) and tallied 63 receptions for 761 yds. and 7 TDs while adding 21 PRs for 428 yds. (20.4 avg.) and 4 TDs. Tied the NCAA record with a PR for a TD in 3 consecutive games. As a junior, played in 14 games (11 starts) and earned Second-Team All-Pac-12 honors. Recorded 53 receptions for 822 yds. and 15 TDs. Also notched 25 PRs for 287 yds. (11.5 avg.) and 2 TDs. His 15 TD receipts ranked as the 3rd-most in a single season in school history, 7th-most in a single season in Pac-12 history and 7th-most in the country in 2016. As a sophomore, named Second-Team All-America by *The Sporting News* as a punt returner and earned Second-Team Academic All-Pac-12 honors. Played in 13 games (8 starts) and tallied 30 receptions for 414 yds. and 1 TD while adding 16 PRs for 271 yds. (16.9 avg.) and 2 TDs. In 2014, played in 13 games (5 starts) and registered 17 receptions for 259 yds. and 1 TD. Also recorded 28 PRs for 288 yds. and 1 TD.



PERSONAL

- Attended JSerra Catholic (San Clemente, CA) HS, where he earned first-team All-CIF Southern Section Pac-5 Division and first-team All-Trinity League as a WR in 2013. Registered 50 receptions for 889 yds. and 11 TDs as a senior.
- Also played basketball and was a member of the track team, where he competed in the state championships in the 200 meters and long jump.
- His father, Gary Pettis, played 11 seasons in the MLB and earned 5 Gold Gloves. Gary is currently the third base coach for the Houston Astros.
- Born Dante Garrison Pettis (10/23/95) in San Clemente, CA.

INJURY REPORT

2018: Inactive three games [vs. Arz. (10/7, at GB (10/15) and vs. LAR (10/21)] with a knee injury.



5

P

BRADLEY PINION

6-5 || 240 || CLEMSON

6.1.94 || CONCORD, NC || 4TH YEAR || ACQUIRED D-5 IN '15

AWARDS & HONORS

- 2015:** 49ers Community Relations Rookie Service Award
- 2017:** 49ers Walter Payton NFL Man of the Year Award
- 2018:** NFC Special Teams Player of the Week (Week 9)



2018 HIGHLIGHTS

- Earned NFC Special Teams Player of the Week (Week 9) honors after registering a career high with a 54.7 gross avg. vs. Oak. (11/1). His 48.0 net avg. marked the 2nd-highest of his career [48.4 net avg. at Arz. (10/1/17)].

GOLDMINE

- NFL players had the opportunity to participate in the NFL's annual My Cause, My Cleats campaign during a designated home game between Weeks 13-15. Pinion and his teammates represented their respective causes with custom-designed cleats in an effort to raise awareness and funding.



- The 49ers hosted a flag football clinic for local first responders and their children at the team facility on October 23, 2018. Pinion and his teammates taught the children the fundamentals of the game before hitting the field for drills and games. The 100-plus guests also had the opportunity to try on equipment and participate in a photoshoot.



PINION'S GOLDEN NUGGETS

- His last name is pronounced PIN-yunn.
- Named the 49ers representative for the Walter Payton Man of the Year Award in 2017, which recognizes an NFL player for his excellence on and off the field.
- During his time at Clemson, Pinion worked closely with the "Be The Match Foundation," an organization that works to find matches within the bone marrow registry.
- After never playing pee wee football, Pinion received a football as a Christmas gift from his mother, Lorie, in middle school. His father took him out to the field and asked if he wanted to throw the ball. "I wanted to kick it. I grew up playing soccer," said Pinion. His dad put the ball on his foot like a tee, and Pinion knocked through a 35-yard field goal on his first try. "Do that again," he said. Second try, same result. "I guess you could say that it was a Christmas gift that turned into a dream," he said.

PINION'S GAME-BY-GAME

2018

Date	Opp	W/L	P/S	No	Yds	Avg	Net	TB	In20	Lg	Blk
Sep 9	at Min	L	1/0	4	174	43.5	41.8	0	1	48	0
Sep 16	Det	W	1/0	5	227	45.4	43.2	0	3	59	0
Sep 23	at KC	L	1/0	4	148	37.0	35.8	0	1	43	0
Sep 30	at LAC	L	1/0	5	235	47.0	30.6	0	0	55	0
Oct 7	Arz	L	1/0	4	177	44.3	39.3	1	1	50	0
Oct 15	at GB	L	1/0	3	126	42.0	40.0	0	0	47	0
Oct 21	LAR	L	1/0	4	160	40.0	24.8	0	2	54	1
Oct 28	at Arz	L	1/0	7	285	40.7	40.7	0	4	48	0
Nov 1	Oak	W	1/0	3	164	54.7	48.0	1	1	64	0
Nov 12	NYG	L	1/0	3	133	44.3	42.0	0	1	47	0
Nov 25	at TB	L	1/0	6	260	43.3	42.3	0	3	56	0
Dec 2	at Sea	L	1/0	5	202	40.4	41.2	0	2	48	0
Dec 9	Den	W	1/0	5	210	42.0	34.0	1	1	47	0
Dec 16	Sea	W	1/0	4	192	48.0	41.0	1	0	55	0
Dec 23	Chi	L	1/0	4	181	45.3	45.3	0	1	49	0
Dec 30	at LAR										
TOTALS			15/0	66	2,874	43.5	39.0	4	21	64	1



GOLDMINE (CONTINUED)

- The 49ers worked alongside the humanitarian-relief organization Convoy of Hope on December 4, 2018, and hosted 1,500 guests in need from Bay Area nonprofits and schools at Levi's® Stadium for a free holiday resource fair. Pinion and his 49ers teammates distributed groceries, toys, books, shoes and other holiday offerings to the guests. The attendees also received haircuts, utilized health resources and took family portraits or professional headshots. Convoy of Hope is a nonprofit organization that directs children's feeding initiatives, hosts community outreach programs and provides disaster response resources to those in need in the Bay Area and throughout the world.



- Pinion and his teammates surprised guests of the CityTeam Men's Program and House of Grace on November 20, 2018, at Levi's Stadium. The group believed they were just taking a tour of the stadium, but they were in fact joining the 49ers players for a night full of exciting events. The guests received a makeover and haircut, selected a new outfit from Dockers, snapped a new headshot and then shared a Thanksgiving dinner with the 49ers players.



- In partnership with the One Love Foundation, Pinion, his 49ers teammates and their significant others participated in a film-based workshop with local high school students about healthy and unhealthy relationships. The group watched a film together, and thereafter, held group discussions about the implications of the relationship behaviors depicted in the film. The One Love Foundation believes that love is a skill we can work on, and focuses on three main elements to convey their message: content, conversation and community action.



- After posing for a photoshoot, Pinion and his teammates joined Levi's in support of breast, colon and pediatric cancer warriors at the Crucial Catch Fashion Show presented by Dignity Health on October 2, 2018. 49ers players and cancer warriors took to the runway to show off their attire and share their stories of strength and courage with the audience.



- During all Week 13 games in 2017, NFL players had the chance to share the causes that are important to them as part of the NFL's My Cause, My Cleats campaign. The initiative was a culmination of collaborative work between the NFL and players across the league. "Convoy of Hope empowers people to live independent lives, free from poverty disease and hunger," said Pinion. "My message to those who are suffering: Know that help is here and we are praying for you."





GOLDMINE (CONTINUED)

- As part of the 49ers annual Thanksgiving celebrations, Pinion and his teammates visited Cityteam San Jose to serve a holiday feast to over 300 people in need. Guests enjoyed turkey along with all of the usual holiday sides, while getting to know the 49ers.



- The 49ers partnered with Furry Friends Pet Assisted Therapy Services for animal therapy, while providing confidence building activities for students in the Leland High School special needs program in an effort to erase the stigma attached to special needs. Pinion and his teammates spent time with students with autism, mental illness and learning disabilities as they play board games, working on social skills including conversational queues and eye contact through the hands-on activity. Players will also partner with animal therapy dogs to uplift students through one-on-one interactions. "Going out and doing things like this really reminds you that the situation you're in really isn't that bad," said Pinion. "There are kids with much greater challenges. Kids that need help. And in a small way, we can help provide some. It's way bigger than football."
- Every player has their own unique superstitions and quirks that get them ready for a game of football. For Pinion, it is all about his most important piece of equipment: the shoes. For every practice and game since high school, Pinion has tied his shoes the same way. He takes the laces on his right shoe and wraps them around the bottom, ties them and pushes the knot off to the right side, out of the way. "I like to take care of the important foot first," he says.
- Pinion credits his longtime kicking coach Dan Orner as being the most influential person in his life. While preparing for the NFL Draft, Orner worked out side by side with Pinion, pushing him to get better every step of the way. "Just the way he handles his business and the person that he is, it's something I try and mimic."
- Pinion's family has a long history of serving in the military. Both of his cousins have served in Iraq, where one worked on tanks and the other went door to door assessing threats. His grandfather on his dad's side, Earl Mason, was about to have a tryout with the Dallas Cowboys as a punter, but he was drafted to serve in the Korean War, where he earned a purple heart. Pinion cites his grandfather as one of his heaviest influences in becoming a punter.



- In honor of the NFL's Crucial Catch campaign, the 49ers hosted a fashion show on Tuesday, October 17th, 2017, featuring breast cancer and pediatric cancer warriors in apparel donated by Levi's®. Pinion, along with his 49ers teammates, walked the runway with cancer warriors as they shared their stories of strength and courage with the audience. "We take great pride in our community events around here," said Pinion. "I honestly think it means more to us when we get the privilege to walk with someone who has fought the fight with cancer or is continuing to fight the fight with cancer. It's truly a blessing for us."



- An active member in community relations initiatives since being drafted by the 49ers, Pinion was the winner of the team's CR rookie service award in 2015. In May of 2016, he worked with local elementary students at Don Callejon School to stress the importance of literacy and the fun and love of learning.
- As part of Salute to Service Month, Pinion, along with his teammates and general manager, John Lynch, visited the USO office at the San Jose Military Entrance Processing Station to spend time with military applicants and their families as they took the Oath of Enlistment and shipped off to basic training.



- While getting ready for the NFL draft, Pinion added Bikram yoga to his training regimen. In 105-degree heat with 40-percent humidity, he dropped 20 pounds. Pinion also added training at Madabolic Inc. in North Carolina, a hybrid of Cross Fit and Nine Rounds training techniques. "I really started to focus on the small things," said Pinion. "All the small things make the big picture."



GOLDMINE (CONTINUED)

- In March of 2018, Pinion worked with ESPN as a co-host for the Clemson Pro Day alongside Pete Yanity. "I remember being here three years ago," said Pinion. "Being able to come back and be a part of a very special day with some of my former teammates is a great feeling. It's a very nerve-racking day for these guys. They have a lot riding on it. They just want to come out here and do their best. They want to go out there and show these scouts that they're capable of playing in the NFL. Show them that they have the mindset. Show them that best is the standard like we say around here at Clemson all the time."



PINION'S CAREER STATISTICS

YEAR	TEAM	G	NO	YDS	AVG	RET	YDS	NET	TB	IN 20	LG	BLK
2015	SF	16	91	3,969	43.6	43	282	39.4	5	31	62	0
2016	SF	16	100	4,402	44.0	40	345	39.8	4	28	65	0
2017	SF	16	75	3,255	43.4	33	138	41.3	1	31	59	0
2018	SF	15	66	2,874	43.5	23	184	39.0	4	21	64	1
TOTALS		63	332	14,500	43.7	139	949	39.9	14	111	65	1

Additional Statistics:

Special Teams Tackles – 4: 2015 (2); 2016 (1); 2018 (1)

Rushing Attempts – 1: 2018 (1)

Rushing Yards – 0: 2018 (0)

Milestones:

NFL Debut: vs. Min. (9/14/15); **First punt inside–20:** vs. Min. (9/14/15)

PINION'S CAREER HIGHS

Punts: 9 (4 times) Last at LAR (12/24/16)

Gross Average: 50.1 at Arz. (10/1/17)

Net Average: 48.4 at Arz. (10/1/17)

Long Punt: 65 vs. Dal. (10/2/16)

Inside–20: 4 (6 times) Last at Arz. (10/28/18)

PINION'S TRANSACTIONS

Originally a 5th–round (165th overall) draft choice by SF in 2015.



2017

- Appeared in all 16 games and punted 75 times with a 43.4 avg. and a career-best 41.3 net avg. Also tied his career-high with 31 punts downed inside the 20-yd. line.
- Punted 7 times for 351 yds. at Arz. (10/1), setting single-game career-highs in both gross punting avg. (50.1) and net punting avg. (48.4).

2016

- Appeared in all 16 games and registered a career-high 100 punts with a 44.0 gross avg. and a 39.8 net avg. Also added one special teams tackle.

2015

- Placed 31 punts inside the opponent's 20-yd. line, the 4th most in a single season by a 49ers punter.
- Recorded 9 punts for 433 yds. (48.1 avg.) at Chi. (12/6), including a then-career-long 62-yd. punt.

COLLEGE

Played in 34 games and registered 140 punts for 5,754 yds., 41.1 avg., 39.2 net avg., 55 punts inside the 20 and 2 touchbacks. As a junior, played in 13 games and recorded 75 punts for 3,194 yds., 42.6 avg., 40.3 net avg., 28 punts inside the 20 and 2 touchbacks. His 28 punts inside the 20 ranks 1st in school history for a single season. In 2013, played in 13 games and had 56 punts for 2,205 yds., 39.4 avg., 37.8 net avg. and 24 punts inside the 20. As a freshman, played in 8 games and had 9 punts for 355 yds., 39.4 avg., 38.8 net avg. and 3 inside the 20.

PERSONAL

- Majored in management.
- Attended Northwest Cabarrus (Concord, NC) HS and averaged 46.1 yds. per punt, as a senior.
- Also lettered in basketball and soccer.
- Was named First-Team All-America by ESPN and Second-Team All-America by *USA Today*. He became the 1st Clemson kicker signee to earn *USA Today* All-America honors since Chris Gardocki in 1988.
- Born Bradley Alexander Pinion (6/1/94) in Mecklenburg, NC.

PINION'S GAME-BY-GAME

2015


Date	Opp	W/L	P/S	No	Yds	Avg	Net	TB	In20	Lg	Blk
Sep 14	Min	W	1/0	3	140	46.7	43.7	0	2	52	0
Sep 20	at Pit	L	1/0	4	171	42.8	38.8	0	1	47	0
Sep 27	at Arz	L	1/0	6	283	47.2	44.8	0	4	56	0
Oct 4	GB	L	1/0	6	247	41.2	38.8	0	1	59	0
Oct 11	at NYG	L	1/0	3	138	46.0	35.7	0	0	50	0
Oct 18	Bal	W	1/0	4	152	38.0	30.8	1	1	52	0
Oct 22	Sea	L	1/0	9	390	43.3	42.1	0	2	54	0
Nov 1	at StL	L	1/0	9	412	45.8	43.8	1	3	60	0
Nov 8	Atl	W	1/0	5	241	48.2	33.0	0	0	58	0
Nov 22	at Sea	L	1/0	7	306	43.7	43.6	0	2	52	0
Nov 29	Arz	L	1/0	4	166	41.5	37.8	0	2	46	0
Dec 6	at Chi	W	1/0	9	433	48.1	37.9	1	3	62	0
Dec 13	at Cle	L	1/0	7	286	40.9	36.4	1	3	44	0
Dec 20	Cin	L	1/0	7	284	40.6	40.7	0	3	53	0
Dec 27	at Det	L	1/0	3	125	41.7	41.7	0	1	47	0
Jan 3	StL	W	1/0	5	195	39.0	33.8	1	3	61	0
TOTALS			16/0	91	3,969	43.6	40.5	5	31	62	0

2016

Date	Opp	W/L	P/S	No	Yds	Avg	Net	TB	In20	Lg	Blk
Sep 12	LAR	W	1/0	7	319	45.6	40.1	0	1	52	0
Sep 18	at Car	L	1/0	7	318	45.4	41.4	0	4	55	0
Sep 25	at Sea	L	1/0	7	319	45.6	32.7	1	2	61	0
Oct 2	Dal	L	1/0	4	196	49.0	42.8	0	1	65	0
Oct 6	Arz	L	1/0	7	349	49.9	46.3	0	1	57	0
Oct 16	at Buf	L	1/0	5	209	41.8	34.6	1	1	57	0
Oct 23	TB	L	1/0	6	254	42.3	39.8	0	3	57	0
Nov 6	NO	L	1/0	2	85	42.5	42.5	0	0	51	0
Nov 13	at Arz	L	1/0	7	305	43.6	41.7	0	3	52	0
Nov 20	NE	L	1/0	8	333	41.6	33.4	1	0	49	0
Nov 27	at Mia	L	1/0	4	189	47.3	45.8	0	1	59	0
Dec 4	at Chi	L	1/0	8	308	38.5	38.1	0	2	44	0
Dec 11	NYJ	L	1/0	6	239	39.8	39.8	0	1	46	0
Dec 18	at Atl	L	1/0	7	318	45.5	39.4	0	2	57	0
Dec 24	at LAR	W	1/0	9	372	41.3	37.8	1	3	47	0
Jan 1	Sea	L	1/0	6	289	48.2	47.2	0	3	53	0
TOTALS			16/0	100	4,402	44.0	39.8	4	28	65	0

2017

Date	Opp	W/L	P/S	No	Yds	Avg	Net	TB	In20	Lg	Blk
Sep 10	Car	L	1/0	4	163	40.8	39.0	0	1	49	0
Sep 17	at Sea	L	1/0	7	307	43.9	43.9	0	4	51	0
Sep 21	LAR	L	1/0	2	83	41.5	41.5	0	2	51	0
Oct 1	at Arz	L	1/0	7	351	50.1	48.4	0	3	59	0
Oct 8	at Ind	L	1/0	6	274	45.7	45.8	0	1	55	0
Oct 15	at Was	L	1/0	6	254	42.3	41.3	0	4	49	0
Oct 22	Dal	L	1/0	4	180	45.0	45.0	0	2	48	0
Oct 29	at Phi	L	1/0	8	364	45.5	41.3	1	2	57	0
Nov 5	Arz	L	1/0	8	352	44.0	42.0	0	3	54	0
Nov 12	NYG	W	1/0	1	45	45.0	45.0	0	1	45	0
Nov 26	Sea	L	1/0	9	342	38.0	37.2	0	4	49	0
Dec 3	at Chi	W	1/0	2	72	36.0	2.0	0	0	44	0
Dec 10	at Hou	W	1/0	5	207	41.4	40.8	0	2	54	0
Dec 17	Ten	W	1/0	1	43	43.0	43.0	0	0	43	0
Dec 24	Jax	W	1/0	3	131	43.7	43.7	0	2	45	0
Dec 31	at LAR	W	1/0	2	87	43.5	40.5	0	0	51	0
TOTALS			16/0	75	3,255	43.4	41.3	1	31	59	0



30

DB

TYVIS POWELL

6-2 || 211 || OHIO STATE

2.16.94 || BEDFORD, OH || 3RD YEAR || ACQUIRED FA IN '17

2018 HIGHLIGHTS

- Forced a Cardinals TE Jermaine Gresham fumble at Arz. (10/28), marking his 1st career FF.
- Made his first NFL start vs. Oak. (11/1) and tied a career high with 3 tackles.

GOLDMINE

- The 49ers hosted a flag football clinic for local first responders and their children at the team facility on October 23, 2018. Powell and his teammates taught the children the fundamentals of the game before hitting the field for drills and games. The 100-plus guests also had the opportunity to try on equipment and participate in a photoshoot.



- Powell credits his high school football coach and former Kansas City Chiefs defensive back, Sean Williams, for playing a major role in elevating his game to where it is today. While at Bedford (OH) High School, Powell considered getting a job and no longer playing sports since no one he knew had ever earned a college scholarship. Coach Williams reassured him if he put in the work he could be a guy that kids in the Cleveland area look up to for years to come. "He just pushed me really hard to see how tough I was mentally. He just wanted to see if I really wanted what I said I wanted," said Powell who went on to earn a scholarship and play three seasons at Ohio State before entering the NFL in 2016. After winning the 2015 College Football National Championship, Powell returned to Bedford with the Championship trophy.



POWELL'S GOLDEN NUGGETS

- Won the 2015 College Football Playoff National Championship with the Buckeyes.
- In an attempt to improve his speed on the football field at Bedford High School, went from playing baseball to running track.

POWELL'S GAME-BY-GAME

2018

Date	Opp	W/L	P/S	Tot	Sol	Ast	Sk	Yds	Int	Yds	PD	FF	FR	Yds
Sep 9	at Min	L	—	—	—	—	—	—	—	—	—	—	—	—
Sep 16	Det	W	—	—	—	—	—	—	—	—	—	—	—	—
Sep 23	at KC	L	1/0	0	0	0	0.0	0.0	0	0	0	0	0	0
WAIVED BY SF ON 10/6														
SIGNED TO SF PRACTICE SQUAD ON 10/9														
Oct 15	at GB	—	—	—	—	—	—	—	—	—	—	—	—	—
PROMOTED TO SF ACTIVE ROSTER ON 10/20														
Oct 21	LAR	L	1/0	0	0	0	0.0	0.0	0	0	0	0	0	0
Oct 28	at Arz	L	1/0	2	2	0	0.0	0.0	0	0	0	1	0	0
Nov 1	Oak	W	1/1	3	3	0	0.0	0.0	0	0	0	0	0	0
WAIVED BY SF ON 11/12														
SIGNED TO NYJ PRACTICE SQUAD ON 12/4														
Dec 9	at Buf	W	—	—	—	—	—	—	—	—	—	—	—	—
RELEASED BY NYJ ON 12/11														
SIGNED BY SF ON 12/18														
Dec 23	Chi	L	1/0	0	0	0	0.0	0.0	0	0	0	0	0	0
Dec 30	at LAR													
TOTALS			5/1	5	5	0	0.0	0.0	0	0	0	1	0	0



POWELL'S CAREER STATISTICS

YEAR	TEAM	GP	GS	TACKLES					YDS	INT	YDS	INTERCEPTIONS				PD	FUMBLES		
				TOT	SOL	AST	SACKS					LG	TD				FF	FR	YDS
2016	SEA	8	0	0	0	0	0.0	0.0	0	0	0	—	0	0	0	0	0	0	0
2017	SF	3	0	3	2	1	0.0	0.0	0	0	0	—	0	0	0	0	0	0	0
2018	SF	5	1	5	5	0	0.0	0.0	0	0	0	—	0	0	0	1	0	0	0
TOTALS		16	1	8	7	1	0.0	0.0	0	0	0	—	0	0	0	1	0	0	0

Additional Statistics:

Special Teams Tackles – 6: 2016 (3); 2017 (2); 2018 (1)

Milestones:

NFL Debut: vs. Mia. (9/11/16); **First Start:** vs. Oak. (11/1/18); **First FF:** at Arz. (10/28/18 – TE Jermaine Gresham)

POWELL'S CAREER HIGHS

Total Tackles: 3 (2 times) Last vs. Oak. (11/1/18)

Assists: 1 vs. Jax. (12/24/17)

Solo: 3 vs. Oak. (11/1/18)

Forced Fumbles: 1 at. Arz. (10/28/18)

POWELL'S TRANSACTIONS

Originally signed as an undrafted free agent by Sea. on 5/6/16...Waived by Sea. on 1/4/17...Claimed off waivers by Cle. on 2/6/17...Waived by Cle. on 6/9/17...Claimed off waivers by Ind. on 6/12/17...Placed on the Injured Reserve List on 9/3/17...Released by Ind. on 9/12/17...Signed to Sea. practice squad on 9/19/17...Released by Sea. on 9/26/17...Signed to Sea. practice squad on 9/30/17...Released by Sea. on 10/24/17...Signed to SF practice squad on 11/1/17...Promoted to SF active roster on 12/16/17...Signed to SF practice squad on 9/2/18...Waived by SF on 10/6/18...Signed to SF practice squad on 10/9/18...Promoted to SF active roster on 10/20/18...Waived by SF on 11/12/18...Signed to NYJ practice squad on 12/4/18...Released by NYJ on 12/11/18...Signed by SF on 12/18/18.



2017 (SAN FRANCISCO)

- Promoted to the active roster from the team's practice squad on 12/16, played in 3 games and registered 3 tackles and 2 special teams tackles.

2016 (SEATTLE)

- Appeared in 8 games for the Seahawks, where he saw action primarily on special teams and finished the season with 3 special teams tackles.
- Made his NFL debut in the season-opener vs. Mia. (9/11).

COLLEGE

Appeared in 42 games (33 starts) at Ohio State and finished with 195 tackles, 16 PDs, 8 INTs and 1 FF. Started all 13 games as a red-shirt junior in 2015 where he registered 71 tackles, 3 PDs and a team-high 3 INTs. In 2014, started all 15 games for the national champion Buckeyes and was named the defensive MVP of the championship game against Oregon after finishing with a game-high 9 tackles and one 1 PD. Finished the season with 76 tackles, 4 PDs, 4 INTs and 1 FF. Appeared in 14 games (5 starts) in 2013 and registered 48 tackles, 2 PDs and 1 INT. Redshirted his freshman year in 2012.

PERSONAL

- Attended Bedford (OH) HS where finished his career with 115 tackles and 6 INTs in his final two seasons.
- In addition to football, played baseball and basketball and later ran track at Bedford.
- Graduated with a degree in marketing at Ohio State.
- Born Tyvis Powell (2/16/94) in Cleveland, OH.

INJURY REPORT

2017: Placed on the Injured Reserve List on 9/3 with a shoulder injury.


POWELL'S GAME-BY-GAME

2016 (Seattle)

Date	Opp	W/L	P/S	Tot	Sol	Ast	Sk	Yds	Int	Yds	PD	FF	FR	Yds
Sep 11	Mia	W	1/0	0	0	0	0.0	0.0	0	0	0	0	0	0
Sep 18	at LAR	L	1/0	0	0	0	0.0	0.0	0	0	0	0	0	0
Sep 25	SF	W	—	—	—	—	INACTIVE	—	—	—	—	—	—	—
Oct 2	at NYJ	W	—	—	—	—	INACTIVE	—	—	—	—	—	—	—
Oct 16	Atl	W	1/0	0	0	0	0.0	0.0	0	0	0	0	0	0
Oct 23	at Arz	T	1/0	0	0	0	0.0	0.0	0	0	0	0	0	0
Oct 30	at NO	L	1/0	0	0	0	0.0	0.0	0	0	0	0	0	0
Nov 7	Buf	W	1/0	0	0	0	0.0	0.0	0	0	0	0	0	0
Nov 13	at NE	W	—	—	—	—	INACTIVE	—	—	—	—	—	—	—
Nov 20	Phi	W	—	—	—	—	INACTIVE	—	—	—	—	—	—	—
Nov 27	at TB	L	1/0	0	0	0	0.0	0.0	0	0	0	0	0	0
Dec 4	Car	W	1/0	0	0	0	0.0	0.0	0	0	0	0	0	0
Dec 11	at GB	L	—	—	—	—	INACTIVE	—	—	—	—	—	—	—
Dec 15	LAR	W	—	—	—	—	INACTIVE	—	—	—	—	—	—	—
Dec 24	Arz	L	—	—	—	—	INACTIVE	—	—	—	—	—	—	—
Jan 1	at SF	W	—	—	—	—	INACTIVE	—	—	—	—	—	—	—
TOTALS			8/0	0	0	0	0.0	0.0	0	0	0	0	0	0

2017 (Seattle/San Francisco)

Date	Opp	W/L	P/S	Tot	Sol	Ast	Sk	Yds	Int	Yds	PD	FF	FR	Yds
SIGNED TO SEA PRACTICE SQUAD ON 9/19														
Sep 24	at Ten	—	—	—	—	—	—	—	—	—	—	—	—	—
Oct 1	Ind	—	—	—	—	—	—	—	—	—	—	—	—	—
Oct 8	at LAR	—	—	—	—	—	—	—	—	—	—	—	—	—
Oct 22	at NYG	—	—	—	—	—	—	—	—	—	—	—	—	—
RELEASED BY SEA ON 10/24														
SIGNED TO SF PRACTICE SQUAD ON 11/1														
Nov 5	Arz	—	—	—	—	—	—	—	—	—	—	—	—	—
Nov 12	NYG	—	—	—	—	—	—	—	—	—	—	—	—	—
Nov 26	Sea	—	—	—	—	—	—	—	—	—	—	—	—	—
Dec 3	at Chi	—	—	—	—	—	—	—	—	—	—	—	—	—
Dec 10	at Hou	—	—	—	—	—	—	—	—	—	—	—	—	—
PROMOTED TO SF ACTIVE ROSTER ON 12/16														
Dec 17	Ten	W	1/0	0	0	0	0.0	0.0	0	0	0	0	0	0
Dec 24	Jax	W	1/0	3	2	1	0.0	0.0	0	0	0	0	0	0
Dec 31	at LAR	W	1/0	0	0	0	0.0	0.0	0	0	0	0	0	0
TOTALS			3/0	3	2	1	0.0	0.0	0	0	0	0	0	0



32

D.J. REED JR.

DB

5-9 || 188 || KANSAS STATE

11.11.96 || BAKERSFIELD, CA || ROOKIE || ACQUIRED D-5 IN '18

2018 HIGHLIGHTS

- Returned the opening kickoff of the 2nd half vs. Det. (9/16) 90 yds., marking the longest kickoff return since WR Kyle Williams registered a 94-yd. kickoff return on 9/23/12 at Min. Finished the day with 4 KORs for 159 yds. (39.8 avg.). His 39.8 KOR avg. is the highest by the 49ers (min. 3 KORs) since 9/11/11 [WR Ted Ginn Jr. - 4 KORs for 176 yds. (44.0 avg.) vs. Sea.].
- Brought down Broncos QB Case Keenum for a sack of 5 yds. vs. Den. (12/9), marking the first sack of his career. Also added a career-high 12 tackles and his first career FF of Keenum on the sack.

GOLDMINE

- NFL players had the opportunity to participate in the NFL's annual My Cause, My Cleats campaign during a designated home game between Weeks 13-15. Reed Jr. and his teammates represented their respective causes with custom-designed cleats in an effort to raise awareness and funding.



REED JR.'S GOLDEN NUGGET

- Reed, having zero offers from a Division I school out of high school, walked on at Fresno State for one season before transferring to Cerritos College (Norwalk, CA). At Cerritos, Reed lived in a two-bedroom apartment with seven other teammates and split time sleeping on the couch and the floor. He then transferred to Kansas State, where he played under head coach Bill Snyder for two seasons and went on to earn All-America honors.

GOLDMINE (CONTINUED)

- Reed Jr. and his teammates joined Levi's in support of breast, colon and pediatric cancer warriors at the Crucial Catch Fashion Show presented by Dignity Health on October 2, 2018. 49ers players and cancer warriors took to the runway to show off their attire and share their stories of strength and courage with the audience.



REED JR.'S GAME-BY-GAME

2018

Date	Opp	W/L	P/S	Tot	Sol	Ast	Sk	Yds	Int	Yds	PD	FF	FR	Yds
Sep 9	at Min	L	1/0	0	0	0	0.0	0.0	0	0	0	0	0	0
Sep 16	Det	W	1/0	0	0	0	0.0	0.0	0	0	0	0	0	0
Sep 23	at KC	L	1/0	3	2	1	0.0	0.0	0	0	0	0	0	0
Sep 30	at LAC	L	1/1	2	1	1	0.0	0.0	0	0	0	0	0	0
Oct 7	Arz	L	1/0	0	0	0	0.0	0.0	0	0	0	0	0	0
Oct 15	at GB	L	1/0	2	2	0	0.0	0.0	0	0	0	0	0	0
Oct 21	LAR	L	1/0	6	4	2	0.0	0.0	0	0	0	0	0	0
Oct 28	at Arz	L	1/0	0	0	0	0.0	0.0	0	0	0	0	0	0
Nov 1	Oak	W	1/0	0	0	0	0.0	0.0	0	0	0	0	0	0
Nov 12	NYG	L	1/0	0	0	0	0.0	0.0	0	0	0	0	0	0
Nov 25	at TB	L	1/0	2	2	0	0.0	0.0	0	0	0	0	0	0
Dec 2	at Sea	L	—	—	—	—	INACTIVE (Heel, Chest)	—	—	—	—	—	—	—
Dec 9	Den	W	1/0	12	10	2	1.0	5.0	0	0	0	1	0	0
Dec 16	Sea	W	1/0	5	3	2	0.0	0.0	0	0	0	0	0	0
Dec 23	Chi	L	1/0	2	2	0	0.0	0.0	0	0	0	0	0	0
Dec 30	at LAR													
TOTALS			14/1	34	26	8	1.0	5.0	0	0	0	1	0	0

2018 Returns

Date	Opp	KR	Yds	Avg	Lg	TD	PR	FC	Yds	Avg	Lg	TD
Sep 9	at Min	0	0	—	—	0	0	0	0	—	—	0
Sep 16	Det	4	159	39.8	90	0	0	0	0	—	—	0
Sep 23	at KC	1	23	23.0	23	0	0	0	0	—	—	0
Sep 30	at LAC	4	91	22.8	29	0	0	0	0	—	—	0
Oct 7	Arz	1	29	29.0	29	0	0	0	0	—	—	0
Oct 15	at GB	1	30	30.0	30	0	0	0	0	—	—	0
Oct 21	at LAR	0	0	—	—	0	0	0	0	—	—	0
Oct 28	at Arz	0	0	—	—	0	0	0	0	—	—	0
Nov 1	Oak	0	0	—	—	0	0	0	0	—	—	0
Nov 12	NYG	0	0	—	—	0	0	0	0	—	—	0
Nov 25	at TB	0	0	—	—	0	0	0	0	—	—	0
Dec 2	at Sea	—	—	—	—	INACTIVE (Heel, Chest)	—	—	—	—	—	—
Dec 9	Den	0	0	—	—	0	0	0	0	—	—	0
Dec 16	Sea	0	0	—	—	0	0	0	0	—	—	0
Dec 23	Chi	0	0	—	—	0	0	0	0	—	—	0
Dec 30	at LAR											
TOTALS		11	332	30.2	90	0	0	0	0	—	—	0



GOLDMINE (CONTINUED)

- The 49ers joined forces with Martha's Kitchen of San Jose as part of their Community Tuesday kickoff event on September 11, 2018. Reed Jr. and teammates took part in the event by serving dinner to nearly 200 residents in need, refilling beverages and bussing tables. Both the 49ers and Levi's Stadium partner with Martha's Kitchen throughout the year by donating excess food after stadium events. Martha's Kitchen's mission is to "feed the hungry with dignity, no questions asked, no judgements made."



- This past year, Reed played his final college football game against UCLA in the 2017 Cactus Bowl. While at the bowl game, Reed and his teammates were given fresh gear for their participation in the game. Later in the week, Reed wore his new white shoes while visiting a local Salvation Army in Phoenix, AZ. He struck a bond with Israel, a seven year-old who he could tell came from a bad background. Reed made his new friend's day by taking off his new shoes and giving them to him. He was happy to walk home bare-foot, as he said that he was content in making someone else's day.

- Reed Jr. and his fellow rookies participated in the annual 49ers Mentorship Academy on September 18, 2018. The Mentorship Academy, partnering with USA Football, is a three-step program designed to provide high school football players with the opportunity to develop the skills necessary to succeed and be leaders on and off the field. The rookie class invited the high schoolers to the team facility, where they shared opinions and lessons over a meal and fun competitions.



- While not officially cousins by blood, Reed cites fellow Kansas State alum Darren Sproles as a family member. The two families have a relationship that is so close, Reed states that they are "like kin." He also cites Sproles' time at Kansas State as a major factor in his decision to attend the school.

REED JR.'S CAREER STATISTICS

TACKLES										INTERCEPTIONS					FUMBLES		
YEAR	TEAM	GP	GS	TOT	SOL	AST	SACKS	YDS	INT	YDS	LG	TD	PD	FF	FR	YDS	
2018	SF	14	1	34	26	8	1.0	5.0	0	0	—	0	0	1	0	0	
TOTALS		14	1	34	26	8	1.0	5.0	0	0	—	0	0	1	0	0	

KICKOFF RETURNS							PUNT RETURNS					
YEAR	TEAM	NO	YDS	AVG	LG	TD	NO	FC	YDS	AVG	LG	TD
2018	SF	11	332	30.2	90	0	0	0	0	—	—	0
TOTALS		11	332	30.2	90	0	0	0	0	—	—	0

Additional Statistics:

Fumbles—Lost — 1—1: 2018 (1—1)

Special Teams Tackles — 3: 2018 (3)

Milestones:

NFL Debut: at Min. (9/9/18); **First Start:** at LAC (9/30/18); **First FF:** vs. Den. (12/9/18 — QB Case Keenum); **First Sack:** vs. Den. (12/9/18 — QB Case Keenum); **First Kickoff Return:** vs. Det. (9/16/18 — 24—yds.)

REED JR.'S CAREER HIGHS

Tackles: 12 vs. Den. (12/9/18)

Solo: 10 vs. Den. (12/9/18)

Assists: 2 (3 times) Last vs. Sea. (12/16/18)

Forced Fumbles: 1 vs. Den. (12/9/18)

Sacks: 1.0 vs. Den. (12/9/18)

Kickoff Returns: 4 (2 times) Last at LAC (9/30/18)

Kickoff Return Yards: 159 vs. Det. (9/16/18)

Long Kickoff Return: 90 vs. Det. (9/16/18)

REED JR.'S TRANSACTIONS

Originally a 5th—round (142nd overall) draft choice by SF in 2018.



COLLEGE

Played in 24 games (23 starts) in two years at Kansas State and registered 122 tackles, 5.0 TFLs, 7 INTs, 3 FFs, 2 FRs and 32 PDs. Also recorded 26 KORs for 837 yds. (32.2 avg.) and 1 TD as well as 17 PRs for 253 yds. (14.9 avg.) and 1 TD. In 2017, earned First-Team All-Big 12 honors at both DB and kick returner/punt returner. Also named Honorable Mention Big 12 Special Teams Player of the Year. Started all 11 games in which he played and notched 47 tackles, 4.5 TFLs, 4 INTs, 1 FF, 2 FRs and 13 PDs. Also tallied 17 KORs for 582 yds. (34.2 avg.) and 1 TD along with 17 PRs for 253 yds. (14.9 avg.) and 1 TD. His 34.2 KOR avg. ranked 3rd in school history and 4th in Big 12 history, while his 14.9 PR avg. was tied for the 6th best avg. in school history. As a junior, was named Big 12 Defensive Newcomer of the Year and earned First-Team All-Big 12 honors. Played in all 13 games (12 starts) and recorded 75 tackles, 0.5 TFLs, 3 INTs, 2 FFs and 19 PDs while also notching 9 KORs for 255 yds. (28.3 avg.). In 2015, attended Cerritos College (Norwalk, CA) where he played in 11 games and notched 42 tackles, 2 INTs and 3 PDs and helped lead the Falcons to a National Division Northern Conference championship and berth into the Southern California Regional Playoffs. As a freshman, redshirted at Fresno State.



PERSONAL

- Attended Independence (Bakersfield, CA) HS, where he earned all-league honors for two straight years.
- Totaled 6 INTs and 5 FFs while he amassed 1,150 total yds. and 13 TDs on offense as a senior.
- Became the first person in school history to earn team MVP honors in both football and basketball.
- Born Dennis Duane Reed (11/11/96) in Bakersfield, CA.
- Majored in history and criminology.

INJURY REPORT

2018: Inactive at Sea. (12/2) with a heel and chest injury.



58

C

WESTON RICHBURG

6-4 || 290 || COLORADO STATE

7.9.91 || LOUISVILLE, KY || 5TH YEAR || ACQUIRED FA '18

2018 HIGHLIGHTS

- Part of an offensive line that did not allow a sack on 22 passing atts. by QB Nick Mullens vs. Oak. (11/1). It marked the first time the team did not allow a sack since 12/31/17 at LAR (33 atts. - QB Jimmy Garoppolo).
- Richburg and the offensive line did not allow a sack on 39 atts. by QB Nick Mullens vs. NYG (11/12). It marked the first time since Weeks 3-4 of the 2000 season that the team did not allow a sack in consecutive weeks [34 atts. by QB Jeff Garcia at StL (9/17/00); 26 atts. by Garcia at Dal. (9/24/00)].

GOLDMINE

- The 49ers worked alongside the humanitarian-relief organization Convoy of Hope on December 4, 2018, and hosted 1,500 guests in-need from Bay Area nonprofits and schools at Levi's® Stadium for a free holiday resource fair. Richburg and his 49ers teammates distributed groceries, toys, books, shoes and other holiday offerings to the guests. The attendees also received haircuts, utilized health resources and took family portraits or professional headshots. Convoy of Hope is a nonprofit organization that directs children's feeding initiatives, hosts community outreach programs and provides disaster response resources to those in need in the Bay Area and throughout the world.



RICHBURG'S GOLDEN NUGGETS

- Richburg was also a standout in track and field at Bushland (TX) HS. He recorded a shotput throw of 60 feet, 1 inch, at the 2009 UIL State Championship, which set a school record and ranked fourth in state history.
- After graduating with a bachelor's degree in animal science, Richburg is now pursuing a master's degree in adult education.

GOLDMINE (CONTINUED)

- Richburg participated in the NFL's "My Cause, My Cleats" campaign in 2017, wearing custom-designed cleats in support of the Wounded Warrior Project. Richburg has volunteered at several organization events, including the "Pros vs. Joes" video game initiative.



- Richburg was actively involved in helping his local community while attending Colorado State. He helped with homework and reading at the Boys & Girls Club of Larimer County, spent time with low-income students at Linton Elementary and volunteered at Respite Care, which provides support for developmentally disabled children.

RICHBURG'S CAREER STATISTICS

GAMES/STARTS – 65/64: 2014 (16/15); 2015 (15/15); 2016 (16/16); 2017 (4/4); 2018 (14/14)

Additional Statistics:

Fumbles—Lost – 1–0: 2018 (1–0)

Tackles – 4: 2016 (2); 2018 (2)

Milestones:

NFL Debut: at Det. (9/8/14); **First Start:** at Det. (9/8/14)

RICHBURG'S TRANSACTIONS

Originally a 2nd-round (43rd overall) draft choice by NYG in 2014...Placed on the Injured Reserve List on 11/4/17...Signed a five-year deal with SF on 3/14/18.



2017 (NEW YORK GIANTS)

- Started 4 games at C before being placed on the Injured Reserve List with a head injury on 11/4.

2016 (NEW YORK GIANTS)

- Started all 16 regular season games in addition to the NFC Wild Card Game at C.
- Anchored an offensive line that allowed just 22 regular season sacks, which was the third-least in the NFL behind Oak. (19) and Pit. (21).
- Helped the Giants offense register a season-high 397 net passing yds. vs. Bal. (10/16).
- Part of an offensive line that did not allow a sack at Phi. (12/22), while Giants QB Eli Manning recorded 63 atts.

2015 (NEW YORK GIANTS)

- Transitioned back to C and started all 15 games he saw action in.
- Protected Giants QB Eli Manning, who set a franchise record in comps. (387) and finished the season 4th among all QBs in passing atts. (618).
- Key member of an offensive line that finished sixth in the NFL in points per game (26.3) and 8th in total yds. per game (372.3).
- Part of an offensive line that allowed Eli Manning to throw for 350 yds. and 6 TDs at NO (11/1).
- Paved the way for Giants rushers to record 208 net rushing yds. vs. Phi. (1/3/16).

2014 (NEW YORK GIANTS)

- As a rookie, appeared in all 16 games (15 starts), contributing on the offensive line at LG.
- Provided time for a Giants offense that finished 7th in the NFL in passing yds. per game (267.0) and 10th in total yds. per game (367.2).
- Protected Giants QB Eli Manning as he set a franchise record in comp. percentage (63.1).
- Made his 1st start in his NFL debut at Det. (9/8).

COLLEGE

Started a school-record 50 games in 4 seasons at Colorado State. Made 13 starts at C as a senior in 2013 and garnered First-Team All-Mountain West Conference honors. Part of an offensive line that helped generate a school-record 470.8 total yds per game. Blocked for RB Kapri Bibbs, who set a school record with 1,741 yds. and a NCAA-leading 31 TDs, and QB Garrett Grayson, who passed for the most yds. in school history (3,696). As a junior in 2012, started all 12 games for the 3rd consecutive season and was named a finalist for the Rimington Trophy, which is given to the nation's most outstanding center. Started all 12 games as a sophomore in 2011 and earned Second-Team All-Conference honors. Started all 12 games as a redshirt freshman in 2010 and received Freshman First-Team All-America honors. Redshirted as a true freshman, but spent time with the track and field team and finished third in the shotput at the Don Barrett Duals in 2009.

PERSONAL


- Attended Bushland (TX) HS where won a district title while posting a perfect 10-0 record as a senior.
- Has two family members, Nathan and Aubrey, that played college football at Texas Tech.
- Born Weston Blaine Richburg (7/9/91) in Louisville, KY.

INJURY REPORT

2015: Inactive at Was. (11/29) with an ankle injury.

2017: Placed on the Injured Reserve List on 11/4 with a head injury.

2018: Inactive at Arz. (10/28) with a knee injury.



49

S

TYREE ROBINSON

6-2 || 202 || OREGON

4.14.94 || SAN DIEGO, CA || ROOKIE || ACQUIRED FA IN '18

GOLDMINE

- Robinson was awarded Oregon's Todd Doxey Award after his senior season at the school. The award is given to the University of Oregon player who best exemplifies the traits of spirituality, dedication and brotherhood associated with being an outstanding teammate.



ROBINSON'S GOLDEN NUGGETS

- Comes from a football family, as his uncle and high school coach, David Dunn, played wide receiver in the NFL (Cincinnati, Oakland, Cleveland and Pittsburgh) from 1995-2001. "I'm not the one to think that I know everything, so I was fortunate to learn how to play multiple positions and pick his brain when I needed to," Robinson said.
- Played with 49ers teammates, DL Arik Armstead and DL DeForest Buckner at the University of Oregon.

ROBINSON'S GAME-BY-GAME

2018 (Dallas/San Francisco)

Date	Opp	W/L	P/S	Tot	Sol	Ast	Sk	Yds	Int	Yds	PD	FF	FR	Yds
WITH DAL														
Sep 9	at Car	L	-	-	-	-	-	DID NOT PLAY	-	-	-	-	-	-
Sep 16	NYG	W	-	-	-	-	-	DID NOT PLAY	-	-	-	-	-	-
WAIVED BY DAL ON 9/18														
SIGNED TO DAL PRACTICE SQUAD ON 9/20														
Sep 23	at Sea	L	-	-	-	-	-	PRACTICE SQUAD	-	-	-	-	-	-
Sep 30	Det	W	-	-	-	-	-	PRACTICE SQUAD	-	-	-	-	-	-
Oct 7	at Hou	L	-	-	-	-	-	PRACTICE SQUAD	-	-	-	-	-	-
Oct 14	Jax	W	-	-	-	-	-	PRACTICE SQUAD	-	-	-	-	-	-
Oct 21	at Was	L	-	-	-	-	-	PRACTICE SQUAD	-	-	-	-	-	-
Nov 5	Ten	L	-	-	-	-	-	PRACTICE SQUAD	-	-	-	-	-	-
Nov 11	at Phi	W	-	-	-	-	-	PRACTICE SQUAD	-	-	-	-	-	-
Nov 18	at Atl	W	-	-	-	-	-	PRACTICE SQUAD	-	-	-	-	-	-
Nov 22	Was	W	-	-	-	-	-	PRACTICE SQUAD	-	-	-	-	-	-
Nov 29	NO	W	-	-	-	-	-	PRACTICE SQUAD	-	-	-	-	-	-
Dec 9	Phi	W	-	-	-	-	-	PRACTICE SQUAD	-	-	-	-	-	-
SIGNED BY SF ON 12/11														
Dec 16	at Sea	W	-	-	-	-	-	INACTIVE	-	-	-	-	-	-
Dec 23	Chi	L	-	-	-	-	-	INACTIVE	-	-	-	-	-	-
Dec 30	at LAR													
TOTALS				0/0	0	0	0	0.0	0.0	0	0	0	0	0

ROBINSON'S CAREER STATISTICS

YEAR	TEAM	GP	GS	TACKLES					YDS	INT	INTERCEPTIONS				PD	FUMBLES		
				TOT	SOL	AST	SACKS				YDS	LG	TD	FF		FR	YDS	
2018	DAL/SF	0	0	0	0	0	0.0	0.0	0	0	—	0	0	0	0	0	0	
TOTALS		0	0	0	0	0	0.0	0.0	0	0	—	0	0	0	0	0	0	

ROBINSON'S TRANSACTIONS

Originally signed as an undrafted free agent by Dal. on 5/11/18...Waived by Dal. on 9/18/18...Signed to Dal. practice squad on 9/20/18...Signed a two-year deal with SF on 12/11/18.



COLLEGE

Appeared in 52 games and recorded 201 tackles, 23 PDs and 6 INTs during his four seasons at Oregon. As a senior in 2017, started all 12 games and registered 48 tackles, 7 PDs, 2 FRs and 2 INTs. Saw action in 12 games as a junior and tallied 53 tackles, 7 PDs and 1 INT. As a sophomore in 2015, recorded 64 tackles, 8 PDs and 3 INTs. Appeared in 15 games and registered 36 tackles and 1 PD as a freshman in 2014. Redshirted as a true freshman in 2013.

PERSONAL

- Attended Lincoln (San Diego, CA) HS where he was a two-way standout, registering 60 tackles and 4 INTs on defense, while hauling in 10 TD receipts. on offense.
- Named to the 2012 Cal-Hi Sports All-State Grid-Hoop Team after averaging 21.2 points per game as a junior. Originally intended to play both football and basketball at Oregon before deciding to focus on just one sport.
- Born Tyree Robinson (4/14/94) in San Diego, CA.
- Graduated from Oregon with a degree in sociology.



25

CB

RICHARD SHERMAN

6-3 || 195 || STANFORD

3.30.88 || COMPTON, CA || 8TH YEAR || ACQUIRED FA IN '18

AWARDS & HONORS

- 2011:** PFWA All-Rookie Team
- 2012:** AP All-Pro First Team, PFWA First-Team All-Pro, *The Sporting News* First-Team All-Pro, NFC Defensive Player of the Week (Week 10)
- 2013:** NFC Pro Bowl, AP All-Pro First Team, PFWA First-Team All-Pro, *The Sporting News* First-Team All-Pro, Two-time NFC Defensive Player of the Week (Weeks 2 and 15)
- 2014:** NFC Pro Bowl, AP First-Team All-Pro, PFWA First-Team All-Pro, *The Sporting News* First-Team All-Pro, NFC Defensive Player of the Week (Week 13)
- 2015:** NFC Pro Bowl, AP Second-Team All-Pro, PFWA's Good Guy Award
- 2016:** NFC Pro Bowl



SHERMAN'S GOLDEN NUGGETS

- In addition to finding success on the football field, Sherman has consistently excelled in the classroom. He became the first Dominguez HS student in 20 years to earn a scholarship from Stanford University after finishing high school with a 4.2 GPA. At Stanford, Sherman carried a 3.7 GPA and graduated with a degree in communications.
- Sherman has also proved himself as a standout track & field athlete. In high school, he earned All-America honors from *USA Today* in the triple jump with a school and league-record jump of 50 feet, 8 inches. He later earned a spot on the Stanford track & field team and competed as a freshman, placing fifth in the triple jump at the Pac-10 Championships.

CAREER HIGHLIGHTS

- Since entering the NFL in 2011, Sherman has registered 32 INTs and 103 PDs. His 32 INTs lead the league, and his 103 PDs are ranked 2nd among all active players.

MOST INTs AMONG
ALL ACTIVE PLAYERS
SINCE 2011

Player	INTs
1. Richard Sherman, SF	32
2. Reggie Nelson, Oak.	29
3t. Patrick Peterson, Arz.	23
Earl Thomas, Sea.	23
Eric Weddle, Bal.	23

MOST PDs AMONG
ALL ACTIVE PLAYERS
SINCE 2011

Player	PDs
1. Johnathan Joseph, Hou.	105
2. Richard Sherman, SF	103
3. Joe Haden, Pit.	102
4. Brent Grimes, TB	95
5. Tramont Williams, GB	91

- Finished the 2013 season with a league-leading 8 INTs. It marked the second-consecutive season Sherman recorded 8 INTs, and again ranked as the third-most by a member of the Seahawks in a single season. Capped off the season with a 43-8 victory over Denver in Super Bowl XLVIII.
- As a rookie with Seattle in 2011, his 4 INTs in just 10 starts tied for the second-most by a rookie in franchise history.

2018 HIGHLIGHTS

- Recorded 2 tackles, 1 FR and 1 PD, the 100th of his career, at Min. (9/9).
- Registered his first sack as a member of the 49ers and 2nd of his career by taking down Cardinals QB Josh Rosen for a 7-yd. loss at Arz. (10/28). Also registered 7 tackles and 1 PD.

SHERMAN'S GAME-BY-GAME

2018

Date	Opp	W/L	P/S	Tot	Sol	Ast	Sk	Yds	Int	Yds	PD	FF	FR	Yds
Sep 9	at Min	L	1/1	2	0	2	0.0	0.0	0	0	1	0	1	0
Sep 16	Det	W	1/1	3	2	1	0.0	0.0	0	0	0	0	0	0
Sep 23	at KC	L	1/1	2	1	1	0.0	0.0	0	0	1	0	0	0
Sep 30	at LAC	L	—	—	INACTIVE (Calf)				—	—	—	—	—	—
Oct 7	Arz	L	1/1	0	0	0	0.0	0.0	0	0	0	0	0	0
Oct 15	at GB	L	1/1	1	1	0	0.0	0.0	0	0	0	0	0	0
Oct 21	LAR	L	—	—	INACTIVE (Calf)				—	—	—	—	—	—
Oct 28	at Arz	L	1/1	7	7	0	1.0	7.0	0	0	1	0	0	0
Nov 1	Oak	W	1/1	3	3	0	0.0	0.0	0	0	0	0	0	0
Nov 12	NYG	L	1/1	3	3	0	0.0	0.0	0	0	1	0	0	0
Nov 25	at TB	L	1/1	3	3	0	0.0	0.0	0	0	0	0	0	0
Dec 2	at Sea	L	1/1	0	0	0	0.0	0.0	0	0	0	0	0	0
Dec 9	Den	W	1/1	5	5	0	0.0	0.0	0	0	0	0	0	0
Dec 16	Sea	W	1/1	3	2	1	0.0	0.0	0	0	0	0	0	0
Dec 23	Chi	L	1/1	3	2	1	0.0	0.0	0	0	0	0	0	0
Dec 30	at LAR													
TOTALS				13/13	35	29	6	1.0 7.0	0	0	4	0	1	0



GOLDMINE

- Sherman launched his own foundation, Blanket Coverage, in 2013. The foundation provides school supplies and clothing to students in low-income communities so they can more adequately achieve their goals. Sherman has hosted a variety of events with his foundation, including clothing drives, softball tournaments and trips to local schools. Sherman was influenced as a student at Dominguez HS after Magic Johnson gave an inspirational speech at his school, stressing the values of education. Information on Sherman's foundation can be found at <https://www.richardsherman25.com>.



- Sherman, born and raised in Compton, CA, epitomizes the idea of a success story and was heavily influenced by his parents, Beverly and Kevin. Beverly works with disabled, inner-city children, while Kevin works as a garbage truck driver. Kevin's day begins at 3:45 a.m. and he continues to work, even after Richard found success in the NFL. "It forced my brother and me to understand priorities and family," Richard said. For Kevin, it was about showing his children the value of finishing what you start. "I always tell my kids to finish," Kevin said. "It's all about finishing what I started."



- During the 2017 offseason, Sherman and his organization, Blanket Coverage, held their biggest backpack giveaway to date. Sherman's organization provided backpacks and free food on a first come, first serve basis to children in the Seattle area. Sherman and volunteers distributed backpacks, met with local families, took photos and participated in fun activities with the kids, which even included Sherman himself feeling the wrath of the dunk tank.



- After serving as the Seahawks team representative with the NFL Player's Association since 2014, Sherman was promoted to the organization's executive committee as vice president in 2016. The NFLPA serves as a union for professional football players and provides support for current and former players, while also enhancing their experiences in community-related organizations across the league.



- Since he was a child, Sherman has always thought about his future endeavors as a father, which became a reality with the birth of his son, Rayden, in February of 2015, and his daughter, Avery, in April of 2016. "I've thought about my kids since I was a kid. The greatest impact I could have on the world is raising good kids," Sherman said in a self-composed Players Tribune piece. "Football is something that I felt like I was born to do, and I was blessed with ability and the great fortune to be able to play it professionally, and I'm thankful for that and I take that very serious, and I want to be one of the best to ever do it. But in the end, being a great father, it's like the best thing you could ever be - to watch my son and daughter grow up to be incredible people and watch them make a greater impact on this world than I ever could."



- Sherman is one of five NFL players that holds a charitable partnership with Microsoft. In October of 2017, Sherman's organization was granted \$25,000 from the company, which he intends to use by building a Microsoft Surface computer lab at Compton HS. Sherman, a Compton native, wants to utilize his partnership to prove to students in low-income areas that everyone has great potential, and with the power of proper technology and school supplies, students of all backgrounds have the ability to be successful in school and accomplish their goals.



SHERMAN'S CAREER STATISTICS

YEAR	TEAM	GP	GS	TACKLES					INTERCEPTIONS					FUMBLES		
				TOT	SOL	AST	SACKS	YDS	INT	YDS	LG	TD	PD	FF	FR	YDS
2011	SEA	16	10	53	46	7	0.0	0.0	4	45	33	0	17	1	0	0
2012	SEA	16	16	62	52	10	1.0	16.0	8	57	29	1	24	3	1	0
2013	SEA	16	16	49	38	11	0.0	0.0	8	125	58t	1	16	0	2	0
2014	SEA	16	16	57	45	12	0.0	0.0	4	81	53	0	8	1	0	0
2015	SEA	16	16	50	32	18	0.0	0.0	2	30	26	0	14	0	0	0
2016	SEA	16	16	58	38	20	0.0	0.0	4	37	31	0	13	0	1	14
2017	SEA	9	9	35	25	10	0.0	0.0	2	20	19	0	7	0	1	0
2018	SF	13	13	35	29	6	1.0	7.0	0	0	—	0	4	0	1	0
TOTALS		118	112	399	305	94	2.0	23.0	32	395	58t	2	103	5	6	14

PLAYOFFS

YEAR	TEAM	GP	GS	TACKLES					INTERCEPTIONS					FUMBLES		
				TOT	SOL	AST	SACKS	YDS	INT	YDS	LG	TD	PD	FF	FR	YDS
2012	SEA	2	2	0	0	0	0.0	0.0	0	0	0	0	3	0	0	0
2013	SEA	3	3	10	4	6	0.0	0.0	0	0	0	0	2	0	0	0
2014	SEA	3	3	10	7	3	0.0	0.0	2	0	0	0	3	0	0	0
2015	SEA	2	2	9	8	1	0.0	0.0	0	0	0	0	2	0	0	0
2016	SEA	2	2	13	7	6	0.0	0.0	0	0	0	0	0	0	0	0
TOTALS		12	12	42	26	16	0.0	0.0	2	0	0	0	10	0	0	0

Additional Statistics:

Special Teams Tackles – 2: 2011 (2)

Punt Returns – 4: 2013 (1); 2014 (1); 2015 (1); 2016 (1)

Punt Return Yards – 64: 2013 (–6); 2014 (0); 2015 (64); 2016 (6)

Milestones:

NFL Debut: at SF (9/11/11); **First Start:** vs. Cin. (10/30/11); **First INT:** vs. Cin. (10/30/11 – QB Andy Dalton); **First INT Returned for a TD:** vs. Arz. (12/9/12 – QB John Skelton); **First Sack:** vs. NYJ (11/11/12 – QB Mark Sanchez); **First FF:** at Dal. (11/6/11 – WR Dez Bryant); **First FR:** vs. Arz. (12/9/12 – QB Ryan Lindley)

SHERMAN'S CAREER HIGHS

Total Tackles: Regular Season – 8 (5 times) Last at NO (10/30/16);
Postseason – 8 at Atl. (1/14/16)

Solo: Regular Season – 7 at Arz. (10/28/18); Postseason – 6 at Min. (11/10/15)

Assists: Regular Season – 5 vs. Ari. (12/22/13); Postseason – 4 at Atl. (1/14/16)

Interceptions: Regular Season – 2 (6 times) Last vs. Hou. (10/29/17);
Postseason – 1 (2 times) Last vs. GB (1/18/15)

Interception Returns For TD: Regular Season – 1 (2 times) Last at Hou. (9/29/13)

Sacks: 1 (2 times) Last at Arz. (10/28/18)

Passes Defensed: Regular Season – 4 (2 times) Last at Dal. (11/1/15);
Postseason – 3 at Atl. (1/13/13)

Forced Fumbles: 1 (5 times) Last vs. Oak. (12/9/14)

Fumble Recoveries: 1 (3 times) Last vs. SF (9/17/17)

SHERMAN'S TRANSACTIONS

Originally a 5th-round (154th overall) draft choice by Sea. in 2011...Signed a four-year extension with Sea. through 2018 on 5/7/14...Placed on the Injured Reserve List on 11/14/17...Released by Seattle on 3/9/18...Signed a three-year deal with SF on 3/11/18.



2017 (SEATTLE)

- Started the first 9 games of the season and recorded 58 tackles, 7 PDs, 2 INTs and 1 FR before being placed on the Injured Reserve List on 11/14 with an achilles injury.
- In a 41-38 victory vs. Hou. (10/29), picked off two Texans QB De-shaun Watson passes in the 2nd half.

2016 (SEATTLE)

- Started all 16 games and tallied 80 tackles, 13 PDs, 4 INTs and 1 FR. In 2 postseason starts, registered 13 tackles.
- Recorded 5 tackles and 2 INTs at NYJ (10/2).
- Tied a career high with 8 tackles at NO (10/30).
- Tallied 1 INT vs. Buf (11/7), picking off Bills QB Tyrod Taylor and returning the ball 31 yds.
- Registered his 4th INT of the year, picking off Eagles QB Carson Wentz vs. Phi (11/20).

2015 (SEATTLE)

- Started all 16 games and recorded 50 tackles, 15 PDs and 2 INTs. Finished with 9 tackles and 2 PDs in 2 postseason starts.
- Part of a Seattle unit that held the Bears offense scoreless with just 63 passing yds. vs. Chi. (9/27). The Seahawks forced the Bears to punt 10 times in the game, which set a season high among all NFL teams.
- Recorded 8 tackles at Cin. (10/11), which tied a career high.
- Tied a career high with 4 PDs at Dal (11/1).
- Intercepted Steelers QB Ben Roethlisberger and returned the ball 26 yds. in the 4th quarter vs. Pit (11/29). Added 5 tackles and 2 PDs.

2014 (SEATTLE)

- Started all 16 games and registered 57 tackles, 8 PDs, 4 INTs and 1 FF. In 3 postseason starts, recorded 10 tackles and 2 INTs.
- Finished with 3 tackles, 1 INT and 1 FF vs. Oak (11/2). Registered his 1st INT of the year, picking off Raiders QB Derek Carr.
- Recorded 2 INTs at SF (11/27), marking his third career game with multiple INTs.
- Recorded his first career postseason INT vs. Car. (1/10/15 - NFC-D), intercepting Panthers QB Cam Newton in the 1st quarter of the game.
- Recorded a postseason INT for the second-consecutive week after intercepting Packers QB Aaron Rodgers, while adding 4 tackles vs. GB (1/18/15 - NFC-C)

2013 (SEATTLE)

- Started all 16 games and finished with 49 tackles, 16 PDs, a league-best 8 INTs and 2 FR. Started all 3 postseason games and finished with 10 tackles and 2 PDs.
- Intercepted Texans QB Matt Schaub in an overtime win at Hou., returning the ball 58 yds. for a TD. Added 2 tackles and 2 PDs.
- Intercepted Titans QB Ryan Fitzpatrick in the 4th Qtr. vs. Ten. (10/13).
- Voted the NFC Defensive Player of the Week after tallying 2 INTs, 2 tackles and 1 FR at NYG (12/15).
- Registered 2 INTs for the second-consecutive game vs. Ari. (12/22), while also tying a career high with 8 tackles.
- Started at CB and tallied 3 tackles and 1 PD at Den. (2/2/14 - Super Bowl XLVII).

2012 (SEATTLE)

- Started all 16 games and totaled 62 tackles, 24 PDs, 8 INTs, 3 FFs, 1.0 sack and 1 FR. In 2 postseason starts, tallied 3 PDs.
- Recorded his 1st career FF at SF (10/18) after knocking the ball loose from 49ers WR Randy Moss on the opening drive of the game.
- Registered 1 INT, 1 FF and 1.0 sack vs. NYJ (11/12). Intercepted Jets QB Mark Sanchez while backed up at their own 6-yd. line in the 2nd Qtr. Later, forced a Sanchez fumble while recording his first career sack in the 4th Qtr.
- Logged his first career game with multiple INTs vs. Arz. (12/9), stealing two passes from Cardinals QB John Skelton, the first of which he returned 19 yds. for a TD. In the 4th Qtr., registered his first career FR after picking up a Skelton fumble.
- Tallied 5 tackles, 4 PDs and 1 INT in a victory vs. SF (12/23). Additionally, recovered a blocked FGA and returned the ball 90 yds. for a TD.
- Intercepted Rams QB Sam Bradford, his 8th of the year, vs. StL (12/30).
- Set a postseason career high with 3 PDs at Atl. (1/13/13 - NFC-D).



2011 (SEATTLE)

- Saw action in all 16 games (10 starts) and registered 53 tackles, 17 PDs, 4 INTs and 1 FF.
- Registered his first career INT in his first career start, along with 3 PDs vs. Cin. (10/30).
- Recorded his first FF after knocking the ball loose from Cowboys WR Dez Bryant in the 2nd Qtr. at Dal. (11/6).
- Totaled 7 tackles and 1 INT vs. Was. (11/27).
- Tallied 6 tackles and 1 INT, his fourth of the year, at Arz. (1/1/12).

COLLEGE

Saw action in 52 games (37 starts) in five seasons at Stanford. Played his first three seasons at WR and totaled 81 receipts. for 1,340 yds. and 7 TDs. Transitioned to CB for his final two seasons and recorded 112 tackles, 17 PDs and 6 INTs. On special teams, logged 23 punt returns for 215 yds. and 2 TDs. As a redshirt senior, appeared in 12 games (10 starts) and earned Honorable Mention All-Pac-10 honors after totaling 50 tackles, 9 PDs, 4 INT and 2 FFs. After making the switch to CB as a true senior, tallied 62 tackles, 8 PDs and 2 INTs. Granted a medical redshirt year after making just 4 starts at WR his junior year, catching 8 passes for 108 yds. Saw action in 11 games (6 starts) as a sophomore and led the team in receiving yds. (651) for the second-consecutive season. As a true freshman, played in 12 games (5 starts) and made an immediate impact, leading the team in receipts. (34) and yds. (581). Received First-Team Pac-10 All-Freshman honors from *The Sporting News* following his freshman season.

PERSONAL

- Attended Dominguez (Compton, CA) HS where he contributed on all three phases, recording 28 receipts. for 870 yds. on the offensive side of the ball, and 45 tackles, 8 PDs and 1 INT as a DB. Added 3 punt return TDs.
- Graduated from Stanford with a degree in communications.
- Two-year letterwinner with Stanford's track and field team. In 2007, his triple jump of 50 feet, a personal record, placed 9th in school history.
- Born Richard Kevin Sherman (3/30/88) in Compton, CA.

INJURY REPORT

2017: Placed on the Injured Reserve List on 11/14 with an achilles injury.

2018: Inactive two games [at LAC (9/30) and vs. LAR (10/21)] with a calf injury.



SHERMAN'S GAME-BY-GAME

2011 (Seattle)

Date	Opp	W/L	P/S	Tot	Sol	Ast	Sk	Yds	Int	Yds	PD	FF	FR	Yds
Sep 11	at SF	L	1/0	0	0	0	0.0	0.0	0	0	0	0	0	0
Sep 18	at Pit	L	1/0	0	0	0	0.0	0.0	0	0	0	0	0	0
Sep 25	Arz	W	1/0	0	0	0	0.0	0.0	0	0	0	0	0	0
Oct 2	Atl	L	1/0	0	0	0	0.0	0.0	0	0	0	0	0	0
Oct 9	at NYG	W	1/0	3	2	1	0.0	0.0	0	0	0	0	0	0
Oct 23	at Cle	W	1/0	5	4	1	0.0	0.0	0	0	0	0	0	0
Oct 30	Cin	L	1/1	5	4	1	0.0	0.0	1	0	3	0	0	0
Nov 6	at Dal	L	1/1	5	4	1	0.0	0.0	0	0	1	1	0	0
Nov 13	Bal	W	1/1	3	2	1	0.0	0.0	0	0	2	0	0	0
Nov 20	at StL	W	1/1	5	5	0	0.0	0.0	0	0	2	0	0	0
Nov 27	Was	L	1/1	7	5	2	0.0	0.0	1	7	1	0	0	0
Dec 1	Phi	W	1/1	4	4	0	0.0	0.0	0	0	1	0	0	0
Dec 12	StL	W	1/1	4	4	0	0.0	0.0	0	0	2	0	0	0
Dec 18	at Chi	W	1/1	1	1	0	0.0	0.0	1	5	2	0	0	0
Dec 24	SF	W	1/1	5	5	0	0.0	0.0	0	0	2	0	0	0
Jan 1	at Arz	W	1/1	6	6	0	0.0	0.0	1	33	1	0	0	0
TOTALS			16/10	53	46	7	0.0	0.0	4	45	17	1	0	0

2012 (Seattle)

Date	Opp	W/L	P/S	Tot	Sol	Ast	Sk	Yds	Int	Yds	PD	FF	FR	Yds
Sep 9	at Arz	L	1/1	4	4	0	0.0	0.0	1	0	2	0	0	0
Sep 16	Dal	W	1/1	4	4	0	0.0	0.0	0	0	1	0	0	0
Sep 24	GB	W	1/1	4	2	2	0.0	0.0	0	0	1	0	0	0
Sep 30	at StL	L	1/1	3	3	0	0.0	0.0	1	29	2	0	0	0
Oct 7	at Car	W	1/1	5	5	0	0.0	0.0	0	0	1	1	0	0
Oct 14	NE	W	1/1	3	3	0	0.0	0.0	1	0	3	0	0	0
Oct 18	at SF	L	1/1	3	3	0	0.0	0.0	0	0	1	1	0	0
Oct 28	at Det	L	1/1	8	6	2	0.0	0.0	0	0	0	0	0	0
Nov 4	Min	W	1/1	1	1	0	0.0	0.0	0	0	0	0	0	0
Nov 11	NYJ	W	1/1	3	2	1	1.0	16.0	1	0	3	1	0	0
Nov 25	at Mia	L	1/1	3	3	0	0.0	0.0	0	0	1	0	0	0
Dec 2	at Chi	W	1/1	5	5	0	0.0	0.0	0	0	1	0	0	0
Dec 9	Arz	W	1/1	2	1	1	0.0	0.0	2	19	3	0	1	0
Dec 16	at Buf	W	1/1	6	5	1	0.0	0.0	0	0	0	0	0	0
Dec 23	SF	W	1/1	5	5	0	0.0	0.0	1	0	4	0	0	0
Dec 30	StL	W	1/1	3	0	3	0.0	0.0	1	9	1	0	0	0
TOTALS			16/16	62	52	10	1.0	16.0	8	57	24	3	1	0

2012 Postseason (Seattle)

Date	Opp	W/L	P/S	Tot	Sol	Ast	Sk	Yds	Int	Yds	PD	FF	FR	Yds
Jan 6	at Was	W	1/1	0	0	0	0.0	0.0	0	0	0	0	0	0
Jan 13	at Atl	L	1/1	0	0	0	0.0	0.0	0	0	3	0	0	0
TOTALS			2/2	0	0	0	0.0	0.0	0	0	3	0	0	0

2013 (Seattle)

Date	Opp	W/L	P/S	Tot	Sol	Ast	Sk	Yds	Int	Yds	PD	FF	FR	Yds
Sep 8	at Car	W	1/1	2	2	0	0.0	0.0	0	0	1	0	0	0
Sep 15	SF	W	1/1	2	2	0	0.0	0.0	1	28	1	0	0	0
Sep 22	Jax	W	1/1	0	0	0	0.0	0.0	0	0	0	0	0	0
Sep 29	at Hou	W	1/1	4	4	0	0.0	0.0	1	58	2	0	0	0
Oct 6	at Ind	L	1/1	3	3	0	0.0	0.0	0	0	0	0	0	0
Oct 13	Ten	W	1/1	4	1	3	0.0	0.0	1	0	1	0	0	0
Oct 17	at Arz	W	1/1	7	6	1	0.0	0.0	0	0	2	0	1	0
Oct 28	at StL	W	1/1	3	3	0	0.0	0.0	1	38	1	0	0	0
Nov 3	TB	W	1/1	3	2	1	0.0	0.0	0	0	0	0	0	0
Nov 10	at Atl	W	1/1	3	3	0	0.0	0.0	0	0	0	0	0	0
Nov 17	Min	W	1/1	0	0	0	0.0	0.0	0	0	0	0	0	0
Dec 2	NO	W	1/1	3	3	0	0.0	0.0	0	0	2	0	0	0
Dec 8	at SF	L	1/1	3	3	0	0.0	0.0	0	0	0	0	0	0
Dec 15	at NYG	W	1/1	2	2	0	0.0	0.0	2	1	3	0	1	0
Dec 22	Arz	L	1/1	8	3	5	0.0	0.0	2	0	2	0	0	0
Dec 29	StL	W	1/1	2	1	1	0.0	0.0	0	0	1	0	0	0
TOTALS			16/16	49	38	11	0.0	0.0	8	125	16	0	2	0

2013 Postseason (Seattle)

Date	Opp	W/L	P/S	Tot	Sol	Ast	Sk	Yds	Int	Yds	PD	FF	FR	Yds
Jan 11	NO	W	1/1	5	2	3	0.0	0.0	0	0	0	0	0	0
Jan 19	SF	W	1/1	2	0	2	0.0	0.0	0	0	1	0	0	0
Feb 2	at Den	W	1/1	3	2	1	0.0	0.0	0	0	1	0	0	0
TOTALS			3/3	10	4	6	0.0	0.0	0	0	2	0	0	0

2014 (Seattle)

Date	Opp	W/L	P/S	Tot	Sol	Ast	Sk	Yds	Int	Yds	PD	FF	FR	Yds
Sep 4	GB	W	1/1	0	0	0	0.0	0.0	0	0	0	0	0	0
Sep 14	at SD	L	1/1	6	6	0	0.0	0.0	0	0	0	0	0	0
Sep 21	Den	W	1/1	4	4	0	0.0	0.0	0	0	1	0	0	0
Oct 6	at Was	W	1/1	0	0	0	0.0	0.0	0	0	0	0	0	0
Oct 12	Dal	L	1/1	8	5	3	0.0	0.0	0	0	0	0	0	0
Oct 19	at StL	L	1/1	4	4	0	0.0	0.0	0	0	1	0	0	0
Oct 26	at Car	W	1/1	5	3	2	0.0	0.0	0	0	0	0	0	0
Nov 2	Oak	W	1/1	3	3	0	0.0	0.0	1	22	2	1	0	0
Nov 9	NYG	W	1/1	3	2	1	0.0	0.0	0	0	0	0	0	0
Nov 16	at KC	L	1/1	4	3	1	0.0	0.0	0	0	0	0	0	0
Nov 23	Arz	W	1/1	4	1	3	0.0	0.0	0	0	1	0	0	0
Nov 27	at SF	W	1/1	2	2	0	0.0	0.0	2	6	2	0	0	0
Dec 7	at Phi	W	1/1	2	2	0	0.0	0.0	0	0	0	0	0	0
Dec 14	SF	W	1/1	4	3	1	0.0	0.0	0	0	0	0	0	0
Dec 21	at Arz	W	1/1	4	3	1	0.0	0.0	1	53	1	0	0	0
Dec 28	StL	W	1/1	4	4	0	0.0	0.0	0	0	0	0	0	0
TOTALS			16/16	57	45	12	1.0	9.0	4	81	8	2	0	0

2014 Postseason (Seattle)

Date	Opp	W/L	P/S	Tot	Sol	Ast	Sk	Yds	Int	Yds	PD	FF	FR	Yds
Jan 10	Car	W	1/1	3	2	1	0.0	0.0	1	0	2	0	0	0
Jan 18	GB	W	1/1	4	3	1	0.0	0.0	1	0	1	0	0	0
Feb 1	NE	L	1/1	3	2	1	0.0	0.0	0	0	0	0	0	0
TOTALS			3/3	10	7	3	0.0	0.0	0	0	3	0	0	0



SHERMAN'S GAME-BY-GAME

2015 (Seattle)

Date	Opp	W/L	P/S	Tot	Sol	Ast	Sk	Yds	Int	Yds	PD	FF	FR	Yds
Sep 13	at StL	L	1/1	3	2	1	0.0	0.0	0	0	1	0	0	0
Sep 20	at GB	L	1/1	0	0	0	0.0	0.0	0	0	0	0	0	0
Sep 27	Chi	W	1/1	1	0	1	0.0	0.0	0	0	1	0	0	0
Oct 5	Det	W	1/1	5	3	2	0.0	0.0	0	0	0	0	0	0
Oct 11	at Cin	L	1/1	8	6	2	0.0	0.0	0	0	1	0	0	0
Oct 18	Car	L	1/1	4	2	2	0.0	0.0	0	0	0	0	0	0
Oct 22	at SF	W	1/1	3	2	1	0.0	0.0	0	0	0	0	0	0
Nov 1	at Dal	W	1/1	1	1	0	0.0	0.0	0	0	4	0	0	0
Nov 15	Arz	L	1/1	5	3	2	0.0	0.0	0	0	1	0	0	0
Nov 22	SF	W	1/1	4	2	2	0.0	0.0	0	0	0	0	0	0
Nov 29	Pit	W	1/1	5	2	3	0.0	0.0	1	26	2	0	0	0
Dec 6	at Min	W	1/1	1	1	0	0.0	0.0	0	0	0	0	0	0
Dec 13	at Bal	W	1/1	2	2	0	0.0	0.0	1	4	1	0	0	0
Dec 20	Cle	W	1/1	2	1	1	0.0	0.0	0	0	1	0	0	0
Dec 27	StL	L	1/1	3	2	1	0.0	0.0	0	0	0	0	0	0
Jan 3	at Arz	W	1/1	3	3	0	0.0	0.0	0	0	2	0	0	0
TOTALS			16/16	50	32	18	0.0	0.0	2	30	14	0	0	0

2015 Postseason (Seattle)

Date	Opp	W/L	P/S	Tot	Sol	Ast	Sk	Yds	Int	Yds	PD	FF	FR	Yds
Jan 10	at Min	W	1/1	6	6	0	0.0	0.0	0	0	1	0	0	0
Jan 17	at Car	L	1/1	3	2	1	0.0	0.0	0	0	1	0	0	0
TOTALS			2/2	9	8	1	0.0	0.0	0	0	2	0	0	0

2016 (Seattle)

Date	Opp	W/L	P/S	Tot	Sol	Ast	Sk	Yds	Int	Yds	PD	FF	FR	Yds
Sep 11	Mia	W	1/1	3	2	1	0.0	0.0	0	0	0	0	0	0
Sep 18	at LA	L	1/1	3	2	1	0.0	0.0	0	0	0	0	0	0
Sep 25	SF	W	1/1	2	2	0	0.0	0.0	0	0	1	0	0	0
Oct 2	at NYJ	W	1/1	5	3	2	0.0	0.0	2	6	2	0	0	0
Oct 16	Atl	W	1/1	4	2	2	0.0	0.0	0	0	2	0	0	0
Oct 23	at Arz	T	1/1	3	2	1	0.0	0.0	0	0	1	0	0	0
Oct 30	at NO	L	1/1	8	5	3	0.0	0.0	0	0	0	0	0	0
Nov 7	Buf	W	1/1	5	1	4	0.0	0.0	1	31	1	0	0	0
Nov 13	at NE	W	1/1	7	3	4	0.0	0.0	0	0	0	0	1	14
Nov 20	Phi	W	1/1	4	2	2	0.0	0.0	1	0	2	0	0	0
Nov 27	at TB	L	1/1	2	2	0	0.0	0.0	0	0	0	0	0	0
Dec 4	Car	W	1/1	1	1	0	0.0	0.0	0	0	1	0	0	0
Dec 11	at GB	L	1/1	2	2	0	0.0	0.0	0	0	0	0	0	0
Dec 15	LA	W	1/1	2	2	0	0.0	0.0	0	0	1	0	0	0
Dec 24	Arz	L	1/1	5	4	1	0.0	0.0	0	0	2	0	0	0
Jan 1	at SF	W	1/1	2	2	0	0.0	0.0	0	0	0	0	0	0
TOTALS			16/16	58	38	20	0.0	0.0	4	37	13	0	1	14

2016 Postseason (Seattle)

Date	Opp	W/L	P/S	Tot	Sol	Ast	Sk	Yds	Int	Yds	PD	FF	FR	Yds
Jan 7	Det	W	1/1	5	3	2	0.0	0.0	0	0	0	0	0	0
Jan 14	at Atl	L	1/1	8	4	4	0.0	0.0	0	0	0	0	0	0
TOTALS			2/2	13	7	6	0.0	0.0	0	0	0	0	0	0

2017 (Seattle)

Date	Opp	W/L	P/S	Tot	Sol	Ast	Sk	Yds	Int	Yds	PD	FF	FR	Yds
Sep 10	at GB	L	1/1	2	2	0	0.0	0.0	0	0	0	0	0	0
Sep 17	SF	W	1/1	5	4	1	0.0	0.0	0	0	0	0	1	0
Sep 24	at Ten	L	1/1	3	2	1	0.0	0.0	0	0	1	0	0	0
Oct 1	Ind	W	1/1	2	1	1	0.0	0.0	0	0	1	0	0	0
Oct 8	at LAR	W	1/1	6	6	0	0.0	0.0	0	0	0	0	0	0
Oct 22	at NYG	W	1/1	3	2	1	0.0	0.0	0	0	1	0	0	0
Oct 29	Hou	W	1/1	4	1	3	0.0	0.0	2	20	2	0	0	0
Nov 5	Was	L	1/1	6	4	2	0.0	0.0	0	0	1	0	0	0
Nov 9	at Arz	W	1/1	4	3	1	0.0	0.0	0	0	1	0	0	0
PLACED ON INJURED RESERVE (Achilles) ON												11/14		
TOTALS			9/9	35	25	10	0.0	0.0	2	20	7	0	1	0



51

LB

MALCOLM SMITH

6-0 || 225 || SOUTHERN CALIFORNIA

7.5.89 || NORTHRIDGE, CA || 8TH YEAR || ACQUIRED FA IN '17

AWARDS & HONORS

2013: Super Bowl XLVIII MVP

CAREER HIGHLIGHTS

- As a member of the Seattle Seahawks, earned Super Bowl XLVIII MVP honors vs. Den (2/2/14 - Super Bowl XLVIII) after totaling 9 tackles, a 69-yd. INT return for a TD, 1 FR and 1 special teams tackle.

GOLDMINE

- Smith and his brother, former NFL WR Steve Smith, founded The Smith Bros. P.L.A.Y. Foundation (Practice Listen Apply Yourself) as a non-profit organization that aims to make a positive impact on youth through education and sports. In 2015, the brothers held their first youth football camp and family fun carnival at their alma mater, Taft High School in Woodland Hills, CA.



- Malcolm and Steven Smith hosted a "Shark Tank" style competition with 500 Startups in which the under-served Bay Area Youth and startup founders teamed up to see who can best pitch their company. Our celebrity judge included Malcolm Smith, Steven Smith, Oakland Raiders Khalil Mack, FAST Company's Henry McCracken and 500 Startups Andrea Barrica.



SMITH'S GOLDEN NUGGETS

- Founded the Smith Bros. P.L.A.Y. Foundation with his brother, former NFL WR Steve Smith, which aims to make a positive impact on youth through education and sports.
- His brother, Steve, was a 2006 All-American wide receiver at USC, who lettered four years with the Trojans (2003-06). Steve played for the New York Giants, Philadelphia Eagles and St. Louis Rams during his six-year NFL career.
- Led the Oakland Raiders in tackles in each of his two seasons (2015-16), including a career-high 143 tackles in 2015.
- Earned Super Bowl XLVIII MVP honors and was a key member in helping the Seattle Seahawks earn back-to-back Super Bowl appearances in 2013 and 2014.

SMITH'S GAME-BY-GAME

2018

Date	Opp	W/L	P/S	Tot	Sol	Ast	Sk	Yds	Int	Yds	PD	FF	FR	Yds
Sep 9	at Min	L	—	—	—	—	—	—	—	—	—	—	—	—
Sep 16	Det	W	—	—	—	—	—	—	—	—	—	—	—	—
Sep 23	at KC	L	1/0	1	1	0	0.0	0.0	0	0	0	0	0	0
Sep 30	at LAC	L	1/0	5	1	4	0.0	0.0	0	0	0	0	0	0
Oct 7	Arz	L	1/1	4	2	2	0.0	0.0	0	0	0	0	0	0
Oct 15	at GB	L	1/0	1	1	0	0.0	0.0	0	0	0	0	0	0
Oct 21	LAR	L	1/0	2	2	0	0.0	0.0	0	0	0	0	0	0
Oct 28	at Arz	L	1/0	3	3	0	0.0	0.0	0	0	0	0	0	0
Nov 1	Oak	W	1/1	2	2	0	0.0	0.0	0	0	0	0	0	0
Nov 12	NYG	L	1/1	6	4	2	0.0	0.0	0	0	1	0	0	0
Nov 25	at TB	L	1/1	3	2	1	0.0	0.0	0	0	0	0	0	0
Dec 2	at Sea	L	1/1	7	3	4	0.0	0.0	0	0	0	0	0	0
Dec 9	Den	W	—	—	—	—	—	—	—	—	—	—	—	—
Dec 16	Sea	W	1/0	0	0	0	0.0	0.0	0	0	0	0	0	0
Dec 23	Chi	L	—	—	—	—	—	—	—	—	—	—	—	—
Dec 30	at LAR	—	—	—	—	—	—	—	—	—	—	—	—	—
TOTALS				11/5	34	21	13	0.0	0.0	0	0	1	0	0



SMITH'S CAREER STATISTICS

YEAR	TEAM	GP	GS	TACKLES					INT	YDS	INTERCEPTIONS				PD	FUMBLES		
				TOT	SOL	AST	SACKS	YDS			LG	TD				FF	FR	YDS
2011	SEA	12	0	5	5	0	1.0	8.0	0	0	—	0	0	0	0	0	0	0
2012	SEA	16	3	17	9	8	0.0	0.0	0	0	—	0	2	0	0	0	0	0
2013	SEA	15	8	50	30	20	1.0	8.0	2	69	37t	1	4	1	0	0	0	0
2014	SEA	14	5	33	24	9	0.0	0.0	0	0	—	0	1	2	0	0	0	0
2015	OAK	16	16	143	98	45	4.0	22.0	1	27	27	0	6	2	0	0	0	0
2016	OAK	15	14	115	87	28	0.0	0.0	1	0	0	0	3	2	1	0	0	0
2017	SF	—	—	—	INJURED RESERVE (Pectoral)				—	—	—	—	—	—	—	—	—	—
2018	SF	11	5	34	21	13	0.0	0.0	0	0	—	0	1	0	0	0	0	0
TOTALS		99	51	397	274	123	6.0	38.0	4	96	37t	1	17	7	1	0	0	0

PLAYOFFS

YEAR	TEAM	GP	GS	TACKLES					INT	YDS	INTERCEPTIONS				PD	FUMBLES		
				TOT	SOL	AST	SACKS	YDS			LG	TD				FF	FR	YDS
2012	SEA	2	0	4	4	0	0.0	0.0	0	0	—	0	0	0	0	0	0	0
2013	SEA	3	2	22	12	10	0.0	0.0	2	69	69t	1	2	0	1	7	0	0
2014	SEA	3	0	1	0	1	0.0	0.0	0	0	—	0	0	0	0	0	0	0
2016	OAK	1	1	3	3	0	0.0	0.0	0	0	—	0	2	0	0	0	0	0
TOTALS		9	3	30	19	11	0.0	0.0	2	69	69t	1	4	0	1	7	0	0

Additional Statistics:

Special Teams Tackles: Regular Season — 24: 2011 (11); 2012 (5); 2013 (4); 2014 (4); **Postseason — 3:** 2012 (2); 2013 (1)

Special Teams Forced Fumbles — 1: 2011 (1)

Special Teams Fumble Recoveries — 1: 2012 (1)

Punt Blocks — 1: 2012 (1)

Milestones:

NFL Debut: at SF (9/11/11); **First Start:** at Chi. (12/2/12); **First FR:** Regular Season — at SD (12/18/16 — RB Kenneth Farrow); Postseason — at Den. (2/2/14 — WR Demaryius Thomas); **First FF:** at Hou. (9/29/13 — RB Ben Tate); **First Sack:** vs. Bal. (11/13/11 — QB Joe Flacco); **First INT:** Regular Season — vs. Arz. (12/22/13 — QB Carson Palmer); Postseason — vs. SF (1/19/13 — QB Colin Kaepernick); **First INT Return for a TD:** Regular Season — vs. StL (12/29/13 — QB Kellen Clemens); Postseason — at Den. (2/2/14 — QB Peyton Manning)

SMITH'S CAREER HIGHS

Total Tackles: Regular Season — 14 vs. SD (12/24/15); Postseason — 9 (2 Times) Last at Den. (2/2/14)
Solo: Regular Season — 11 (2 times) Last vs. SD (12/24/15); Postseason — 5 (2 times) Last at Den. (2/2/14)
Assists: Regular Season — 6 vs. Arz. (12/22/13); Postseason — 4 (2 times) Last at Den. (2/2/14)
Passes Defensed: Regular Season — 2 (3 times) Last at Jax. (10/23/16); Postseason — 2 at Hou. (1/7/17)
Fumble Recoveries: Regular Season — 1 at SD (12/18/16); Postseason — 1 at Den. (2/2/14)

Forced Fumbles: 1 (7 times) Last vs. Ind. (12/24/16)
Sacks: 1.0 (6 times) Last at Det. (11/22/15)
Interceptions: Regular Season — 1 (4 times) Last vs. Hou. (11/21/16); Postseason — 1 (2 times) Last at Den. (2/2/14)
Interception Yards: Regular Season — 37t vs. StL (12/29/13); Postseason — 69t at Den. (2/2/14)
Long Interception Return: Regular Season — 37t vs. StL (12/29/13); Postseason — 69t at Den. (2/2/14)
Interception Returns For TD: Regular Season — 37t vs. StL (12/29/13); Postseason — 69t at Den. (2/2/14)

SMITH'S TRANSACTIONS

Originally a 7th-round (242nd overall) draft choice by Sea. in 2011...Signed a two-year deal with Oak. on 3/11/15...Signed five-year deal with SF on 3/10/17...Placed on the Injured Reserve List on 8/7/17.



2017 (SAN FRANCISCO)

- Placed on the Injured Reserve List on 8/7 after suffering a pectoral injury.

2016 (OAKLAND)

- Saw action in 15 games (14 starts) and led the team with 115 tackles, 3 PDs, 2 FFs, 1 FR and 1 INT.
- Registered 7 tackles and 1 FF at TB (10/30), forcing the ball loose from Buccaneers TE Cameron Brate.
- Recorded 10 tackles and 1 INT vs. Hou. (11/21), intercepting Texans QB Brock Osweiler.
- Totaled 5 tackles and his 1st career FR at SD (12/18), recovering a fumble of Chargers RB Kenneth Farrow.

2015 (OAKLAND)

- Started all 16 games and led the team with a career-high 143 tackles. Ranked 2nd on the team with 4.0 sacks and added 6 PDs, 2 FFs and 1 INT.
- Recorded 8 tackles and 1.0 sack at Cle. (9/27), taking down Browns QB Josh McCown.
- Totaled 5 tackles and 1.0 sack vs. Den. (10/11), taking down Broncos QB Peyton Manning.
- Registered 13 tackles, 2 PDs, 1.0 sack and 1 INT at SD (10/25), intercepting Chargers QB Philip Rivers and returning it 27 yds.
- Recorded a career-high 14 tackles vs. SD (12/14).

2014 (SEATTLE)

- Appeared in 14 games (5 starts) and registered 33 tackles, 2 FFs and 1 PD.
- Recorded 10 solo tackles and 1 FF at StL (10/19), stripping the ball away from Rams RB Tre Mason.
- Notched his 2nd consecutive game with a FF at Car. (10/26), knocking the ball loose from Panthers TE Ed Dickson.

2013 (SEATTLE)

- Appeared in 15 games (8 starts) and recorded 50 tackles, 4 PDs, 2 INTs and 1.0 sack.
- Registered 8 tackles, 1 PD and 1.0 sack at Arz. (10/17).
- Totaled 8 tackles and 1 INT vs. Arz. (12/22), intercepting Cardinals QB Carson Palmer and returning it 32 yds.
- Recorded an INT for the 2nd consecutive game vs. StL (12/29), intercepting Rams QB Kellen Clemens and returning it 37 yds. for a TD.
- Started and totaled 9 tackles vs. NO (1/11/14 - NFC - D).
- Started and recorded 4 tackles and 1 INT vs. SF (1/19/14 - NFC - C), registering the INT on a tipped pass in the end zone to seal the victory.
- Earned Super Bowl XLVIII MVP honors vs. Den (2/2/14 - Super Bowl XLVIII) after totaling 9 tackles, a 69-yd. INT return for a TD, 1 FR and 1 special teams tackle.

2012 (SEATTLE)

- Saw action in all 16 games (3 starts) and recorded 17 tackles and 2 PDs.
- Blocked a punt from Dallas P Chris Jones vs. Dal. (9/16), leading to a recovery in the end zone for a touchdown.
- Recorded 3 tackles on defense and recovered a fumble on special teams vs. Arz. (12/9).

2011 (SEATTLE)

- Saw action in 12 games and totaled 5 tackles and 1.0 sack.
- Registered 2 tackles and his 1st career sack vs. Bal. (11/13), taking down Ravens QB Joe Flacco for an 8-yd. loss.

COLLEGE

Appeared in 47 games during his four-year career at USC and totaled 174 tackles, 2 INTs, 1.0 sack and 2 defensive TDs. Played in 11 games as a senior and registered 78 tackles, 1.0 sack and a 74-yd. INT return for a TD. Saw action in 10 games (9 starts) in 2009 and ranked 2nd on the team with 72 tackles, 3 PDs, 1 FF and a 62-yd. INT return for a TD. Registered 18 tackles while appearing in all 13 games as a sophomore. Saw action all 13 games as a freshman and recorded 6 tackles and 1 FF.

PERSONAL

- Majored in economics at the University of Southern California.
- Attended Taft (Woodland Hills, CA) HS, where he registered 31 tackles, 10.0 sacks and 4 FRs on defense while adding 919 rushing yds. and 15 TDs on offense despite missing half the season with a leg injury.
- Born Malcolm Xavier Smith (7/5/89) in Northridge, CA.

INJURY REPORT

- 2011:** Inactive at Pit. (9/18) and at NYG (10/9) with a hamstring injury. Inactive two games [vs. SF (12/24) and at Arz. (1/1/12)] with a concussion.
- 2013:** Inactive vs. Jax. (9/22) with a hamstring injury.
- 2014:** Inactive two games [vs. Oak. (11/2) and vs. NYG (11/9)] with a groin injury.
- 2017:** Placed on the Injured Reserve List on 8/7 with a pectoral injury.
- 2018:** Inactive two games [at Min. (9/9) and vs. Det. (9/16)] with a hamstring injury.



SMITH'S GAME-BY-GAME

2011 (Seattle)

Date	Opp	W/L	P/S	Tot	Sol	Ast	Sk	Yds	Int	Yds	PD	FF	FR	Yds
Sep 11	at SF	L	1/0	0	0	0	0.0	0.0	0	0	0	0	0	0
Sep 18	at Pit	L	—	—	INACTIVE (Hamstring)				—	—	—	—	—	—
Sep 25	Arz	W	1/0	0	0	0	0.0	0.0	0	0	0	0	0	0
Oct 2	Atl	L	1/0	0	0	0	0.0	0.0	0	0	0	0	0	0
Oct 9	at NYG	W	—	—	INACTIVE (Hamstring)				—	—	—	—	—	—
Oct 23	at Cle	L	1/0	0	0	0	0.0	0.0	0	0	0	0	0	0
Oct 30	Cin	L	1/0	0	0	0	0.0	0.0	0	0	0	0	0	0
Nov 6	at Dal	L	1/0	1	1	0	0.0	0.0	0	0	0	0	0	0
Nov 13	Bal	W	1/0	2	2	0	1.0	8.0	0	0	0	0	0	0
Nov 20	at StL	W	1/0	2	2	0	0.0	0.0	0	0	0	0	0	0
Nov 27	Was	L	1/0	0	0	0	0.0	0.0	0	0	0	0	0	0
Dec 1	Phi	W	1/0	0	0	0	0.0	0.0	0	0	0	0	0	0
Dec 12	StL	W	1/0	0	0	0	0.0	0.0	0	0	0	0	0	0
Dec 18	at Chi	W	1/0	0	0	0	0.0	0.0	0	0	0	0	0	0
Dec 24	SF	L	—	—	INACTIVE (Concussion)				—	—	—	—	—	—
Jan 1	at Arz	L	—	—	INACTIVE (Concussion)				—	—	—	—	—	—
TOTALS			12/0	5	5	0	1.0	8.0	0	0	0	0	0	0

2012 (Seattle)

Date	Opp	W/L	P/S	Tot	Sol	Ast	Sk	Yds	Int	Yds	PD	FF	FR	Yds
Sep 9	at Arz	L	1/0	0	0	0	0.0	0.0	0	0	0	0	0	0
Sep 16	Dal	W	1/0	0	0	0	0.0	0.0	0	0	0	0	0	0
Sep 24	GB	W	1/0	0	0	0	0.0	0.0	0	0	0	0	0	0
Sep 30	at StL	L	1/0	2	2	0	0.0	0.0	0	0	0	0	0	0
Oct 7	at Car	W	1/0	0	0	0	0.0	0.0	0	0	0	0	0	0
Oct 14	NE	W	1/0	0	0	0	0.0	0.0	0	0	0	0	0	0
Oct 18	at SF	L	1/0	0	0	0	0.0	0.0	0	0	0	0	0	0
Oct 28	at Det	L	1/0	0	0	0	0.0	0.0	0	0	0	0	0	0
Nov 4	Min	W	1/0	0	0	0	0.0	0.0	0	0	0	0	0	0
Nov 11	NYJ	W	1/0	0	0	0	0.0	0.0	0	0	0	0	0	0
Nov 25	at Mia	L	1/0	0	0	0	0.0	0.0	0	0	0	0	0	0
Dec 2	at Chi	W	1/1	2	2	0	0.0	0.0	0	0	0	0	0	0
Dec 9	Arz	W	1/1	3	2	1	0.0	0.0	0	0	0	0	0	0
Dec 16	at Buf	W	1/0	1	1	0	0.0	0.0	0	0	1	0	0	0
Dec 23	SF	W	1/0	5	0	5	0.0	0.0	0	0	0	0	0	0
Dec 30	StL	W	1/1	4	2	2	0.0	0.0	0	0	1	0	0	0
TOTALS			16/3	17	9	8	0.0	0.0	0	0	2	0	0	0

2012 Postseason (Seattle)

Date	Opp	W/L	P/S	Tot	Sol	Ast	Sk	Yds	Int	Yds	PD	FF	FR	Yds
Jan 6	at Was	W	1/0	2	2	0	0.0	0.0	0	0	0	0	0	0
Jan 13	at Atl	L	1/0	2	2	0	0.0	0.0	0	0	0	0	0	0
TOTALS			2/0	4	4	0	0.0	0.0	0	0	0	0	0	0

2013 (Seattle)

Date	Opp	W/L	P/S	Tot	Sol	Ast	Sk	Yds	Int	Yds	PD	FF	FR	Yds
Sep 8	at Car	W	1/1	2	2	0	0.0	0.0	0	0	0	0	0	0
Sep 15	SF	W	1/1	3	1	2	0.0	0.0	0	0	0	0	0	0
Sep 22	Jax	W	—	—	INACTIVE (Hamstring)				—	—	—	—	—	—
Sep 29	at Hou	W	1/1	5	4	1	0.0	0.0	0	0	0	1	0	0
Oct 6	at Ind	L	1/0	0	0	0	0.0	0.0	0	0	0	0	0	0
Oct 13	Ten	W	1/1	4	3	1	0.0	0.0	0	0	0	0	0	0
Oct 17	at Arz	W	1/1	8	6	2	1.0	8.0	0	0	1	0	0	0
Oct 28	at StL	W	1/0	1	1	0	0.0	0.0	0	0	0	0	0	0
Nov 3	TB	W	1/0	0	0	0	0.0	0.0	0	0	0	0	0	0
Nov 10	at Atl	W	1/0	0	0	0	0.0	0.0	0	0	0	0	0	0
Nov 17	Min	W	1/0	2	1	1	0.0	0.0	0	0	1	0	0	0
Dec 2	NO	W	1/0	3	2	1	0.0	0.0	0	0	0	0	0	0
Dec 8	at SF	L	1/0	4	3	1	0.0	0.0	0	0	0	0	0	0
Dec 15	at NYG	W	1/1	5	4	1	0.0	0.0	0	0	0	1	0	0
Dec 22	Arz	L	1/1	8	2	6	0.0	0.0	1	32	1	0	0	0
Dec 29	StL	W	1/1	5	1	4	0.0	0.0	1	37t	1	0	0	0
TOTALS			15/8	50	30	20	1.0	8.0	2	69	4	1	0	0

2013 Postseason (Seattle)

Date	Opp	W/L	P/S	Tot	Sol	Ast	Sk	Yds	Int	Yds	PD	FF	FR	Yds
Jan 11	NO	W	1/1	9	5	4	0.0	0.0	0	0	0	0	0	0
Jan 19	SF	W	1/1	4	2	2	0.0	0.0	1	0	1	0	0	0
Feb 2	at Den	W	1/0	9	5	4	0.0	0.0	1	69t	1	0	1	7
TOTALS			3/2	22	12	10	0.0	0.0	2	69t	2	0	1	7

2014 (Seattle)

Date	Opp	W/L	P/S	Tot	Sol	Ast	Sk	Yds	Int	Yds	PD	FF	FR	Yds
Sep 4	GB	W	1/0	1	0	1	0.0	0.0	0	0	0	0	0	0
Sep 14	at SD	L	1/1	5	4	1	0.0	0.0	0	0	0	0	0	0
Sep 21	Den	W	1/1	0	0	0	0.0	0.0	0	0	0	0	0	0
Oct 6	at Was	W	1/0	0	0	0	0.0	0.0	0	0	0	0	0	0
Oct 12	Dal	L	1/0	3	1	2	0.0	0.0	0	0	0	0	0	0
Oct 19	at StL	L	1/1	10	10	0	0.0	0.0	0	0	0	1	0	0
Oct 26	at Car	W	1/1	8	4	4	0.0	0.0	0	0	0	1	0	0
Nov 2	Oak	W	—	—	INACTIVE (Groin)				—	—	—	—	—	—
Nov 9	NYG	W	—	—	INACTIVE (Groin)				—	—	—	—	—	—
Nov 16	at KC	L	1/1	4	4	0	0.0	0.0	0	0	1	0	0	0
Nov 23	Arz	W	1/0	0	0	0	0.0	0.0	0	0	0	0	0	0
Nov 27	at SF	W	1/0	0	0	0	0.0	0.0	0	0	0	0	0	0
Dec 7	at Phi	W	1/0	0	0	0	0.0	0.0	0	0	0	0	0	0
Dec 14	SF	W	1/0	0	0	0	0.0	0.0	0	0	0	0	0	0
Dec 21	at Arz	W	1/0	0	0	0	0.0	0.0	0	0	0	0	0	0
Dec 28	StL	W	1/0	2	1	1	0.0	0.0	0	0	0	0	0	0
TOTALS			14/5	33	24	9	0.0	0.0	0	0	1	2	0	0

2014 Postseason (Seattle)

Date	Opp	W/L	P/S	Tot	Sol	Ast	Sk	Yds	Int	Yds	PD	FF	FR	Yds
Jan 10	Car	W	1/0	0	0	0	0.0	0.0	0	0	0	0	0	0
Jan 18	GB	W	1/0	1	0	1	0.0	0.0	0	0	0	0	0	0
Feb 1	NE	L	1/0	0	0	0	0.0	0.0	0	0	0	0	0	0
TOTALS			3/0	1	0	1	0.0	0.0	0	0	0	0	0	0



SMITH'S GAME-BY-GAME

2015 (Oakland)

Date	Opp	W/L	P/S	Tot	Sol	Ast	Sk	Yds	Int	Yds	PD	FF	FR	Yds
Sep 13	Cin	L	1/1	10	6	4	0.0	0.0	0	0	0	0	0	0
Sep 20	Bal	W	1/1	12	7	5	0.0	0.0	0	0	0	0	0	0
Sep 27	at Cle	W	1/1	8	6	2	1.0	5.0	0	0	1	0	0	0
Oct 4	at Chi	L	1/1	10	6	4	0.0	0.0	0	0	0	0	0	0
Oct 11	Den	L	1/1	5	3	2	1.0	8.0	0	0	1	0	0	0
Oct 25	at SD	W	1/1	13	11	2	1.0	9.0	1	27	2	0	0	0
Nov 1	NYJ	W	1/1	8	6	2	0.0	0.0	0	0	0	0	0	0
Nov 8	at Pit	L	1/1	6	3	3	0.0	0.0	0	0	0	0	0	0
Nov 15	Min	L	1/1	10	7	3	0.0	0.0	0	0	0	0	0	0
Nov 22	at Det	L	1/1	5	4	1	1.0	0.0	0	0	0	0	0	0
Nov 29	at Ten	W	1/1	10	8	2	0.0	0.0	0	0	2	0	0	0
Dec 6	KC	L	1/1	6	4	2	0.0	0.0	0	0	0	1	0	0
Dec 13	at Den	W	1/1	12	8	4	0.0	0.0	0	0	0	0	0	0
Dec 20	GB	L	1/1	8	5	3	0.0	0.0	0	0	0	0	0	0
Dec 24	SD	W	1/1	14	11	3	0.0	0.0	0	0	0	1	0	0
Jan 3	at KC	L	1/1	6	3	3	0.0	0.0	0	0	0	0	0	0
TOTALS			16/16	143	98	45	4.0	22.0	1	27	6	2	0	0

2016 (Oakland)

Date	Opp	W/L	P/S	Tot	Sol	Ast	Sk	Yds	Int	Yds	PD	FF	FR	Yds
Sep 11	at NO	W	1/1	8	4	4	0.0	0.0	0	0	0	0	0	0
Sep 18	Atl	L	1/1	8	6	2	0.0	0.0	0	0	0	0	0	0
Sep 25	at Ten	W	1/1	6	4	2	0.0	0.0	0	0	0	0	0	0
Oct 2	at Bal	W	1/1	7	6	1	0.0	0.0	0	0	0	0	0	0
Oct 9	SD	W	—	—	—	—	DID NOT PLAY	—	—	—	—	—	—	—
Oct 16	KC	L	1/0	4	2	2	0.0	0.0	0	0	0	0	0	0
Oct 23	at Jax	W	1/1	7	6	1	0.0	0.0	0	0	2	0	0	0
Oct 30	at TB	W	1/1	7	6	1	0.0	0.0	0	0	0	1	0	0
Nov 6	Den	W	1/1	8	8	0	0.0	0.0	0	0	0	0	0	0
Nov 21	Hou	W	1/1	10	9	1	0.0	0.0	1	0	1	0	0	0
Nov 27	Car	W	1/1	7	4	3	0.0	0.0	0	0	0	0	0	0
Dec 4	Buf	W	1/1	7	4	3	0.0	0.0	0	0	0	0	0	0
Dec 8	at KC	L	1/1	9	7	2	0.0	0.0	0	0	0	0	0	0
Dec 18	at SD	W	1/1	5	4	1	0.0	0.0	0	0	0	0	1	0
Dec 24	Ind	W	1/1	9	8	1	0.0	0.0	0	0	0	1	0	0
Jan 1	at Den	L	1/1	13	9	4	0.0	0.0	0	0	0	0	0	0
TOTALS			15/14	115	87	28	0.0	0.0	1	0	3	2	1	0

2016 Postseason (Oakland)

Date	Opp	W/L	P/S	Tot	Sol	Ast	Sk	Yds	Int	Yds	PD	FF	FR	Yds
Jan 7	at Hou	L	1/1	3	3	0	0.0	0.0	0	0	2	0	0	0
TOTALS			1/1	3	3	0	0.0	0.0	0	0	2	0	0	0



74

T

JOE STALEY

6-5 || 295 || CENTRAL MICHIGAN

8.30.84 || ROCKFORD, MI || 12TH YEAR || ACQUIRED FA IN '17

AWARDS & HONORS

- 2011:** AP All-Pro Second-Team, NFC Pro Bowl, Madden Most Valuable Protectors Award (Week 5), All-NFC West Offense by ESPN's Mike Sando
- 2012:** AP Second-Team All-Pro, NFC Pro Bowl selection (Starter), 2012 Madden Most Valuable Protectors Award (Week 5), Madden Most Valuable Protectors Award (Week 7), Madden Most Valuable Protectors Award (Week 12)
- 2013:** AP Second-Team All-Pro, Pro Bowl, PFWA All-NFL Team
- 2014:** Pro Bowl, Bobb McKittrick Award
- 2015:** Pro Bowl, Bobb McKittrick Award, 49ers Art Rooney Sportsmanship Award Representative
- 2016:** 49ers Art Rooney Sportsmanship Award Representative
- 2017:** Pro Bowl, 49ers Art Rooney Sportsmanship Award Representative



CAREER HIGHLIGHTS

- Ranks 5th in franchise history for the most regular season games played by an offensive lineman (172).
- Became the 1st 49ers rookie O-Lineman to start every single game in a season since Cas Banaszek (1968-77), who started all 14 contests in 1968.
- Was 1 of only 3 NFL rookies (former 49ers LB Patrick Willis and Browns LT Joe Thomas) to line up for every single snap in 2007, and was 1 of 35 NFL players overall to accomplish the feat out of 1,898 total players.
- Recovered a fumble for a TD [vs. NYJ (12/7/08)], becoming the 6th offensive lineman in 49ers history to register a TD.
- Started the 150th game of his career vs. Dal. (10/22/17).



2018 HIGHLIGHTS

- Part of an offensive line that did not allow a sack on 22 passing atts. by QB Nick Mullens vs. Oak. (11/1). It marked the first time the team did not allow a sack since 12/31/17 at LAR (33 atts. - QB Jimmy Garoppolo).
- Staley and the offensive line did not allow a sack on 39 atts. by QB Nick Mullens vs. NYG (11/12). It marked the first time since Weeks 3-4 of the 2000 season that the team did not allow a sack in consecutive weeks [34 atts. by QB Jeff Garcia at StL (9/17/00); 26 atts. by Garcia at Dal. (9/24/00)].

STALEY'S GOLDEN NUGGETS

- His last name is pronounced STAY-lee.
- One of eight finalists for the annual Art Rooney Sportsmanship Award each year from 2015-17, presented annually to the NFL player who best demonstrates the qualities of on-field sportsmanship, including fair play, respect for the game and opponents, and integrity in competition.
- During the 2015 offseason, he and his teammates invited Anthony Pineda, a 13-year-old who battled Leukemia, to be a "Captain for the Day" as part of ESPN's "My Wish" program.
- In 2015, Staley was selected as the Bobb McKittrick Award winner for the second consecutive season, which is given annually to the 49ers offensive lineman who best represents the courage, intensity and sacrifice displayed by the longtime offensive line coach, during his 21 years of service to the 49ers. The award was established by the 49ers in 1999, and is voted on by the offensive line.

GOLDMINE

- The 49ers worked alongside the humanitarian-relief organization Convoy of Hope on December 4, 2018, and hosted 1,500 guests in-need from Bay Area nonprofits and schools at Levi's® Stadium for a free holiday resource fair. Staley and his 49ers teammates distributed groceries, toys, books, shoes and other holiday offerings to the guests. The attendees also received haircuts, utilized health resources and took family portraits or professional headshots. Convoy of Hope is a nonprofit organization that directs children's feeding initiatives, hosts community outreach programs and provides disaster response resources to those in need in the Bay Area and throughout the world.





GOLDMINE (CONTINUED)

- After posing for a photoshoot, Staley and his teammates joined Levi's in support of breast, colon and pediatric cancer warriors at the Crucial Catch Fashion Show presented by Dignity Health on October 2, 2018. 49ers players and cancer warriors took to the runway to show off their attire and share their stories of strength and courage with the audience.
- In honor of the NFL's Crucial Catch campaign, the 49ers hosted a fashion show on Tuesday, October 17th, 2017, featuring breast cancer and pediatric cancer warriors in apparel donated by Levi's®. Staley, along with his 49ers teammates, walked the runway with cancer warriors as they shared their stories of strength and courage with the audience.



- In July of 2016, Staley, along with fellow NFL players, appeared on ABC's Family Feud as part of "Celebrity Family Feud." He was part of a team that competed on the iconic game show to win up to \$25,000 for charity. On the show, he was teammates with Pierre Garçon, and the two are now teammates on the field with the 49ers.



- In 2013, Joe was an ambassador for San Francisco's first Electric Run, a 5K race that benefits Smile Train, the world's largest cleft lip and palate charity. The race, which was held at Candlestick Park, raised \$10,000 for Smile Train and more than 8,000 people participated in the event.
- Prior to Super Bowl 50 at Levi's Stadium, Staley gave away a pair of tickets and a signed game-worn jersey to single father Johnel Spivey and his seven-year-old daughter, Jordan. Spivey, 54, had been on dialysis three days a week for the previous six years. Despite surgery, he avoided pain medication so he could stay focused on his daughter's needs.
- Entering his sophomore season at Central Michigan, Staley and the football program experienced a coaching change. New head coach Brian Kelly and offensive line coach Jeff Quinn asked him to make the switch to offensive tackle. He agreed and the transformation began where he began to wake up at 2 a.m. to consume a 2,000 calorie weight-gaining shake and would work out twice a day to prepare his body for its new life in the trenches. In the first offseason, Staley added 20 pounds to his lean frame. By the time he was a senior, he reached 290 pounds and went on to become the first Chippewa to be drafted in the first round of the NFL Draft.

STALEY'S CAREER STATISTICS

GAMES/STARTS – 173/173: 2007 (16/16); 2008 (16/16); 2009 (9/9); 2010 (9/9); 2011 (16/16); 2012 (16/16); 2013 (16/16); 2014 (16/16); 2015 (16/16); 2016 (13/13); 2017 (15/15); 2018 (15/15)

POSTSEASON GAMES/STARTS – 8/8: 2011 (2/2); 2012 (3/3); 2013 (3/3)

Additional Statistics:

Touchdowns – 1: 2008 [FR in endzone vs. NYJ (12/7/08)]

Receptions – 3: 2011 [17–yd. pass from QB Alex Smith vs. Cle. (10/30/11)]; 2013 [14–yd. pass from QB Colin Kaepernick at Arz. (12/29/13)]; 2018 [(–5)–yd. pass from QB Nick Mullens vs. Den. (12/9/18)]

Fumble Recoveries – 7: 2007 (1), 2008 (1), 2009 (2), 2012 (1); 2015 (1); 2017 (1)

Tackles – 16: 2007 (2); 2008 (3); 2010 (1); 2011 (1); 2013 (1); 2014 (1); 2015 (1); 2016 (2); 2017 (2); 2018 (2)

Milestones:

NFL Debut: vs. Arz. (9/10/07); **First Start:** vs. Arz. (9/10/07); **First Reception:** vs. Cle. (10/30/11 – 17–yd. pass from QB Alex Smith); **First FR:** vs. NYJ (12/7/08 – WR Jason Hill); **First FR Returned for a TD:** vs. NYJ (12/7/08 – recovered WR Jason Hill fumble in the end zone); **100th Career Start:** vs. Chi. (9/14/14); **150th Career Start:** vs. Dal. (10/22/17)

STALEY'S TRANSACTIONS

Originally the second of two 1st–round (28th overall) draft choices by SF in 2007...Signed a six–year extension through 2017 on 6/4/09...Signed a two–year extension through 2019 on 7/17/14.



2017

- Started 15 games at LT and helped the 49ers offense register 349.2 yds. per game, the most by the team since 2012 (361.8).
- The 49ers offense rushed for 159 yds. on 19 carries (8.37 avg.) at Sea. (9/17). The team's 8.37 avg. yds. per carry was the 3rd highest avg. against the Seahawks all-time and it also marked the 6th highest single-game avg. by the team in franchise history.
- The 49ers offensive line helped pave the way vs. NYG (11/12) as the team registered a season-high 474 net yds. from scrimmage, including 186 yds. rushing. Also did not allow a sack on 25 atts. by QB C.J. Beathard.
- Part of an offensive line that amassed 461 net yds. of offense (169 rushing, 292 passing) and did not allow a sack at LAR (12/31).

2016

- Started all 13 games in which he appeared at LT.
- Part of an offensive line group that helped the 49ers offense rush for 150 yds. and 3 TDs on 42 carries and did not allow a sack on 35 atts. by QB Blaine Gabbert vs. LAR (9/12).
- Helped the 49ers offense rush for a season-high 193 yds. on 25 atts. (7.7 avg.) at Mia. (11/27). The team's 7.7 avg. yds. per carry was the highest by the 49ers offense since 12/20/14 vs. SD [355 yds. on 40 atts. (8.9 avg.)]. Additionally, the team's 193 yds. on the ground were the most since 9/14/15 vs. Min. (230 yds.).

2015

- Part of an offensive line group that helped the team rush for 230 total yds. vs. Min. (9/14), the most in franchise history during a season opening game. The O-Line helped pave the way for RB Carlos Hyde as he rushed for a NFL Week 1-high of 168 yds. and 2 TDs.
- The 49ers offensive line did not allow a sack on 25 atts. by QB Blaine Gabbert vs. Atl. (11/8), as the team rushed for 133 yds. It marked the 1st time the 49ers did not allow a sack in a game since 10/13/14 at StL (36 atts.).

2014

- Started his 100th game with the 49ers vs. Chi. (9/14), becoming the 20th offensive lineman in franchise history to have played in 100-or-more games.
- Helped pave the way for the 49ers offense to rush for a season-high 218 yds. on 42 atts. (5.2 avg.) vs. Phi. (9/28). Also helped the 49ers offense hold the ball for 42:17, which was the highest time of possession for the team since 11/20/11 vs. Arz. (44:16).
- Part of an O-Line that led the way for the team to rush for a franchise record 355 yds. vs. SD (12/20). The 355 rushing yds. are the most by any team in the NFL since 11/4/07 (Min. - 378 yds. rushing vs. SD).

2013

- Was part of an offensive line that helped amass the 2nd most total net yds. on opening day in 49ers franchise history with 494 yds. (404 passing yds. and 90 rushing yds.) vs. GB (9/8).
- Helped pave the way for 219 net yds. rushing at StL (9/26). It marked the 1st time the 49ers had three different RBs score a rushing TD in the same game since 12/2/01 vs. Buf. (Garrison Hearst, Fred Beasley and Paul Smith).
- The offensive line did not allow a sack on 17 total atts. by QB Colin Kaepernick and QB Colt McCoy at Jax. (10/27). The last time the 49ers did not allow a sack was 11/25/12 at NO. The 49ers also rushed for 221 yds. and 4 TDs on 38 carries at Jax., the most rushing yds. in a game by the team during the 2013 season. The 4 rushing TDs tied for the most by any team in a game in the NFL in 2013.
- Provided great running lanes for the offense to gain 199 rushing yds. on 30 atts. vs. Atl. (12/23). The 6.6 yds. per carry avg. was team's highest in any game during the 2013 season. It also marked just the 2nd time in the season that the team had three players rush for over 50 yds. (Gore - 97; Kaepernick - 51; Hunter - 51).
- Staley hauled in his 2nd career recept. on a 14-yd. pass from QB Colin Kaepernick at Arz. (12/29). His 1st career recept. was on 10/30/11 vs. Cle. (17 yds.).

2012

- Staley and the 49ers O-Line won the 2012 Madden Most Valuable Protectors Award, recognizing the best O-Line in the NFL.
- The 49ers were 1 of just 3 teams to have the same 5 starting offensive linemen for every game in 2012 (Was. & NYJ).
- Paved the way as the team rushed for a season-high 245 yds. on 44 carries as 9 different players carried the ball at NYJ (9/30).
- Helped the 49ers offense set a team record with 621 total yds. (311 rushing, 310 passing) vs. Buf. (10/7), surpassing the 49ers previous franchise record of 598 vs. Buf. (9/13/92). San Francisco became the 1st team in NFL history to post 300-or-more yds. rushing and passing in the same game.
- Staley and the 49ers offensive line did not allow a sack on 25 pass attempts by QB Colin Kaepernick at NO (11/25). The performance earned the O-Line the Madden Most Valuable Protectors Award for Week 12.
- Part of offensive line vs. GB (1/12/13 - NFC-D) that helped the 49ers become the 1st team in NFL history to ever have 2, 100-yd. rushers [QB Colin Kaepernick (181 yds. rushing), RB Frank Gore (119 yds. rushing)] and one, 100-yd. receiver [WR Michael Crabtree (119 yds. receiving)] in a playoff game in NFL history.
- Against the Packers, San Francisco amassed 579 total yds. of offense (323 rushing and 256 passing), setting a new single-game postseason franchise record. The previous record was 537 yds. (211 rushing and 326 passing) vs. Mia. (1/20/85) in Super Bowl XIX. The 49ers rushed for 323 yds. on the night, setting the franchise single-game postseason rushing record. The previous rushing record was also set in Super Bowl XIX (211 yds.).
- Staley and the 49ers offense became the 1st team in Super Bowl history to have a 300-yd. passer, a 100-yd. rusher and 2, 100-yd. receivers in a single game. QB Colin Kaepernick threw for 302 yds., RB Frank Gore added 110 yds. rushing, WR Michael Crabtree tallied 109 rec. yds. and TE Vernon Davis recorded 104 rec. yds. vs. Bal. (2/3/13).



2011

- Part of an offensive line that helped pave the way for RB Frank Gore to gain 100-plus rushing yds. in 5 consecutive games, setting a new franchise record.
- Staley and the 49ers offensive line did not allow a sack on 20 pass atts. by QB Alex Smith vs. Sea. (9/11).
- Helped 49ers accumulate 442 yds. of offense in come-from-behind victory at Phi. (10/2), which included 164 yds. on the ground.
- Staley and the offensive line were awarded the Madden Most Valuable Protectors Award for Week 5. They helped the 49ers offense rush for 213 yds. on the ground while not allowing a sack vs. TB (10/9).
- Supported the 49ers offense in rushing for 203 yds. at Det. (10/16), marking the 1st time the team rushed for over 200 yds. in back-to-back games (10/9 vs. TB, 213 yds.) since 12/6/98 at Car. (236 yds.) and 12/14/98 vs. Det. (328 yds.).
- Hauled in his 1st career recept. for 17-yds. vs. Cle. (10/30). Staley became the 1st 49ers offensive lineman to record a recept. since C/G Chris Dalman (11/20/95 at Mia.) and ties G Guy McIntyre for the longest recept. by an offensive lineman in franchise history (17 yds. on 9/18/88 vs. Atl.).
- Helped the 49ers offense hold the ball for 44:16 while not allowing a sack vs. Arz. (11/20), marking the highest time of possession for the team since 11/3/02 at Oak. (44:33 – 49ers 23, Raiders 20).

2010

- Started the 1st 9 games of the season at LT before suffering a fractured fibula vs. StL (11/14).
- Part of an offensive line that did not allow a sack on 32 pass atts. by QB Alex Smith vs. NO (9/20).
- Part of an offensive line that did not allow a sack on 19 pass atts. by QB Troy Smith vs. Den. (10/31).

2009

- Helped the team rush for a season-high 246 yds. vs. Sea. (9/20).
- Suffered a quad contusion at Min. (9/27), marking the 1st time in his career that he missed an offensive play.

2008

- Started all 16 games at LT and was the only 49ers player to line up for every single snap.
- Was part of an O-Line that did not allow a sack at Arz. (11/10), breaking an NFL record 31-game streak by the Cardinals defense with at least one sack.
- Recorded 1st NFL TD on a fumble recovery following a WR Jason Hill 6-yd. reception vs. NYJ (12/7).

2007

- Started all 16 games at RT for 49ers after beating out T Kwame Harris for the position in training camp. Played every single snap on offense as a rookie.

COLLEGE

Played in 46 games (39 starts) at Central Michigan and helped team produce a 1,000-yd. rusher in three of his four seasons (2003-05). Arrived on Central Michigan's campus as a 225-pound tight end in 2003, but developed into one of the elite offensive tackles in collegiate game. Recorded fastest 40-yd. dash time (4.7) of any offensive lineman at 2007 NFL Combine. Consensus First-Team All-MAC choice as one of three team captains as a senior, starting all 14 games at LT and helping team rank 22nd in nation with 245.9 passing yds. per game. First-Team All-MAC selection as a junior as he moved to LT and started 11 games. Shifted to RT as a sophomore during preseason and started 11 games as the Chippe- was averaged 395.5 yds. per game. Played in team's final 11 games with 4 starts at TE as a freshman and posted 11 receipts. for 130 yds. with 1 TD.

PERSONAL

- Attended Rockford (MI) HS, where he lettered twice in both football and track.
- Caught 24 passes for 559 yds. with 7 TDs as a senior TE.
- Set three school records in track: 200-meters (21.9), 4x100m (42.5) and 4x200m (1:27) relay teams.
- Placed 6th in state for 200m to earn all-state honors as team finished 4th in state finals in 4x100m, 2nd in 4x200m and 6th in 4x400m.
- Joe credits his family for making him the man he is today. "I have a very close-knit family. All of the values and things they've done to make me the man I am today, I attribute to them. They taught me at a young age and gave me a great upbringing." He also credits his high school coach, Ralph Munger, for teaching him about football and how to play it the right way.
- Joe and his wife, Carrie, have two daughters, Grace and Audrey.
- Born Joe Andrew Staley (8/30/84) in Rockford, MI.

INJURY REPORT

- 2009:** Missed 7 games [vs. Ten. (11/8), vs. Chi. (11/12), at GB (11/22), vs. Jax. (11/29), at Sea. (12/6), vs. Arz. (12/14) and at StL (1/3)] with a knee injury suffered at Ind. (11/1).
- 2010:** Suffered a fractured fibula vs. StL (11/14) and was inactive the remainder of the season.
- 2016:** Inactive for 3 games [vs. NYJ (12/11), at Atl. (12/18) and at LAR (12/24)] with a hamstring injury.
- 2017:** Inactive vs. Arz. (11/5) with an eye injury.



95

KENTAVIOUS STREET

DL

6-2 || 287 || NORTH CAROLINA STATE

5.8.96 || GREENVILLE, NC || ROOKIE || ACQUIRED D-4 IN '18

GOLDMINE

- Street's grandfather, who served in the Marine Corps, gave him advice in the first grade that would last a lifetime. He told Kentavious that no matter the circumstance, he was going to have to outwork the competition. Street states that he has taken that mindset and carried it with him everywhere he goes - in the classroom, on the field, in the weight room and in the community.
- Street has a cousin, Kiwaukee Thomas, who played 8 seasons in the NFL with the Jaguars, Bills and Dolphins. After his playing career was over, Kiwaukee got into coaching, and was recently named the head football coach at Middle Georgia State University.
- One of Streets' favorite memories comes from a tightly-contested, 10-3 home victory over Notre Dame in 2016. The game was played under unique circumstances, as Hurricane Matthew had recently struck the east coast and transformed the field to a 100-yard slip and slide with a constant downpour in addition to 20-plus miles per hour winds attacking the field. "It was a battle to the very end," Street said. "It was such a fun, well-fought victory."



STREET'S GOLDEN NUGGETS

- Street's athletic ability was featured in a video of his 700-pound squat at a NC State workout, which went viral.
- Along with Bradley Chubb (Denver Broncos - 5th overall), B.J. Hill (New York Giants - 69th overall) and Justin Jones (Los Angeles Chargers - 84th overall), Street became the final player from NC State's starting defensive line to be drafted in 2018. It marks the first time since 2013 that a school's complete starting defensive line was selected in the same draft (LSU - 2013).

GOLDMINE (CONTINUED)

- Street and his fellow rookies participated in the annual 49ers Mentorship Academy on September 18, 2018. The Mentorship Academy, partnering with USA Football, is a three-step program designed to provide high school football players with the opportunity to develop the skills necessary to succeed and be leaders on and off the field. The rookie class invited the high schoolers to the team facility, where they shared opinions and lessons over a meal and fun competitions.



STREET'S CAREER STATISTICS

YEAR	TEAM	GP	GS	TOT	TACKLES			YDS	INT	INTERCEPTIONS				PD	FUMBLES		
					SOL	AST	SACKS			YDS	LG	TD			FF	FR	YDS
2018	SF	—	—	—	RESERVE/NFI LIST (Knee)			—	—	—	—	—	—	—	—	—	—
TOTALS		0	0	0	0	0	0.0	0	0	0	—	0	0	0	0	0	0

STREET'S TRANSACTIONS

Originally a 4th-round (128th overall) draft choice by SF in 2018...Placed on the Reserve/NFI List on 9/1/18.



COLLEGE

Played in 51 games (35 starts) in four years at North Carolina State and registered 123 tackles, 19.5 TFLs, 9.5 sacks, 2 FFs, 2 FRs and 6 PDs. In 2017, started all 13 games and tallied 38 tackles, 6.5 TFLs, 3.5 sacks, 1 FF, 1 FR and 2 PDs. As a junior, played in 13 games (12 starts) and notched 31 tackles, 9.0 TFLs, 5.5 sacks, 1 FR and 1 PD. In 2015, played in 13 games (10 starts) and recorded 31 tackles, 3.0 TFLs, 0.5 sack, 1 FF and 2 PDs. As a freshman, played in 12 games and registered 23 tackles, 1.0 TFL and 1 PD.



PERSONAL

- Attended Rose (Greenville, NC) HS, where he helped the team to a 12-3 record and the semifinals of the North Carolina 4A state playoffs as a senior.
- Attended Douglas Coffee County (GA) HS for two years before moving to Greenville, NC.
- Born Kenatvius Rakevian Street (5/8/96) in Greenville, NC.
- Majored in sociology.

INJURY REPORT

2018: Placed on the Reserve/NFI List on 9/1 with a knee injury.



29

S

JAQUISKI TARTT

6-1 || 215 || SAMFORD

2.12.92 || MOBILE, AL || 4TH YEAR || ACQUIRED D-2 IN '15

AWARDS & HONORS

2015: Thomas Herrion Memorial Award

2018 HIGHLIGHTS

- Intercepted Cardinals QB Josh Rosen at Arz. (10/28), marking his 3rd career INT.

GOLDMINE

- NFL players had the opportunity to participate in the NFL's annual My Cause, My Cleats campaign during a designated home game between Weeks 13-15. Tartt and his teammates represented their respective causes with custom-designed cleats in an effort to raise awareness and funding.



- The 49ers joined forces with Martha's Kitchen of San Jose as part of their Community Tuesday kickoff event on September 11, 2018. Tartt and teammates took part in the event by serving dinner to nearly 200 residents in need, refilling beverages and bussing tables. Both the 49ers and Levi's Stadium partner with Martha's Kitchen throughout the year by donating excess food after stadium events. Martha's Kitchen's mission is to "feed the hungry with dignity, no questions asked, no judgements made."



TARTT'S GOLDEN NUGGETS

- His first name is pronounced juh-KWAH-skee.
- Signed a two-year extension through the 2020 season on April 27, 2018.
- Teamed with Next Level Football Camp for his inaugural camp in his hometown of Mobile, AL, on July 9, 2016. The goal of the camp was to allow one day of football training to impact the other 364 days of the year by participants being partnered with a mentor/coach from the camp.
- Named the 49ers Thomas Herrion Memorial Award winner for the 2015 season. The award, as voted on by the coaches, was established in 2005 by 49ers owners Denise and John York and is presented to a rookie or first-year player who best represents the dream of Thomas Herrion.
- Became the sixth player selected in the NFL Draft in Samford school history and holds the distinction of being the first player drafted in the second round or higher.
- Reunited with high school teammate and 2014 49ers 1st round pick DB Jimmie Ward. Both are products of Davidson HS in Mobile, AL. The pair won the Class 6A Region 1 football championship as the school's starting safeties in 2009.

TARTT'S GAME-BY-GAME

2018

Date	Opp	W/L	P/S	Tot	Sol	Ast	Sk	Yds	Int	Yds	PD	FF	FR	Yds
Sep 9	at Min	L	1/1	6	5	1	0.0	0.0	0	0	1	0	0	0
Sep 16	Det	W	1/1	5	3	2	0.0	0.0	0	0	0	0	0	0
Sep 23	at KC	L	—	—	—	—	INACTIVE	(Shoulder)	—	—	—	—	—	—
Sep 30	at LAC	L	—	—	—	—	INACTIVE	(Shoulder)	—	—	—	—	—	—
Oct 7	Arz	L	1/1	3	3	0	0.0	0.0	0	0	0	0	0	0
Oct 15	at GB	L	1/1	9	7	2	0.0	0.0	0	0	0	0	0	0
Oct 21	LAR	L	1/1	7	6	1	0.0	0.0	0	0	0	0	0	0
Oct 28	at Arz	L	1/1	1	1	0	0.0	0.0	1	23	1	0	0	0
Nov 1	Oak	W	—	—	—	—	INACTIVE	(Shoulder)	—	—	—	—	—	—
Nov 12	NYG	L	—	—	—	—	INACTIVE	(Shoulder)	—	—	—	—	—	—
Nov 25	at TB	L	1/1	6	3	3	0.0	0.0	0	0	0	0	0	0
Dec 2	at Sea	L	1/1	4	4	0	0.0	0.0	0	0	0	0	0	0
Dec 9	Den	W	—	—	—	—	INACTIVE	(Shoulder)	—	—	—	—	—	—
Dec 16	Sea	W	—	—	—	—	INACTIVE	(Shoulder)	—	—	—	—	—	—
Dec 23	Chi	L	—	—	—	—	INACTIVE	(Shoulder)	—	—	—	—	—	—

PLACED ON INJURED RESERVE (Shoulder) ON 12/24

TOTALS 8/8 41 32 9 0.0 0.0 1 23 2 0 0 0



GOLDMINE (CONTINUED)

- During all Week 13 games in 2017, NFL players had the chance to share the causes that are important to them as part of the NFL's My Cause, My Cleats campaign. The initiative was a culmination of collaborative work between the NFL and players across the league. Tartt chose NorCal Epilepsy Foundation as his My Cause, My Cleats initiative. Tartt was inspired by his close friend and manager whose daughter, Aria, was diagnosed with Epilepsy at four months old. No medicine was helping and Aria would have up to 100 seizures a day. But after brain surgery where a piece of her brain was removed, she is now seizure free. "I want to raise awareness for Epilepsy, a cause folks know little about," said Tartt. "My message to those affected by the disease: Stay strong and know that you are not in this fight alone!"



- Tartt's young football career has been heavily influenced by his family. He played his first year of organized football in 2009 at Davidson HS in Mobile, AL, to honor his grandfather, Alfred Lewis, who passed away during the summer before his senior year. "The football coaches and my friends wanted me to come out and play, and he really wanted me to play. I really wanted to play again ever since he passed away, so I do this in his memory." Additionally, Jaquiski chose to attend Samford University at the urging of his mother, a traveling nurse who wanted to go there herself because of their pharmacy program.
- Drafted by the 49ers in the second round of the 2015 NFL Draft, Tartt reunited with best friend and former high school teammate DB Jimmie Ward. Both products of Davidson High School in Mobile, AL, the pair won the Class 6A Region 1 football championship as the school's starting safeties in 2009.
- Tartt provided 75 backpacks full of school supplies to 7th graders at Scarborough Model Middle School of Mobile in preparation for the upcoming school year. Said Tartt, "I met with the Mayor and his team and they decided that this would be the best thing to do. Every year, I'm just trying to do something to give back to my community. It was great to see how happy the kids were."



- While visiting his hometown of Mobile during his youth football camp in July of 2016, Tartt was given the key to the city. "If anybody would have told me I would be getting a key to the city of Mobile, I'd have thought they were crazy. It's a wonderful feeling."



- In April of 2018, Tartt and his teammates attended the eighth annual Prom at UCSF Benioff Children's Hospital San Francisco in Mission Bay, with more than 200 teen patients and their friends. Patients and 49ers players enjoyed a fun-filled "Vintage Circus" prom with photo booths, music, dancing, dining and more. This special evening allowed patients to participate in a milestone that they may miss as a result of sickness.



- A two-time All-American and All-Southern Conference selection, Tartt was the first player in Samford school history to be invited to play in the Reese's Senior Bowl. Just the sixth player selected in the NFL draft in school history, Jaquiski holds the distinction of being the first player drafted in the second round or higher from Samford University.



TARTT'S CAREER STATISTICS

YEAR	TEAM	GP	GS	TACKLES					YDS	INT	INTERCEPTIONS				PD	FUMBLES		
				TOT	SOL	AST	SACKS	YDS			YDS	LG	TD	FF		FR	YDS	
2015	SF	15	8	66	57	9	2.0	22.0	1	25	25	0	3	1	0	0		
2016	SF	15	6	61	38	23	1.0	10.0	0	0	—	0	3	0	0	0		
2017	SF	9	9	54	37	17	0.5	3.0	1	37	37	0	3	0	0	0		
2018	SF	8	8	41	32	9	0.0	0.0	1	23	23	0	2	0	0	0		
TOTALS		47	31	222	164	58	3.5	35.0	3	85	37	0	11	1	0	0		

Additional Statistics:

Special Teams Tackles – 16: 2015 (1); 2016 (13); 2017 (1); 2018 (1)

Milestones:

NFL Debut: vs. Min. (9/14/15); **First Start:** at StL (11/1/15); **First Sack:** vs. Min. (9/14/15 – QB Teddy Bridgewater); **First FF:** at StL (11/1/15 – WR Tavon Austin); **First INT:** at Cle. (12/12/15 – QB Johnny Manziel)

TARTT'S CAREER HIGHS

Total Tackles: 13 vs. NYJ (12/11/16)

Solo: 9 (2 times) Last vs. NYJ (12/11/16)

Assists: 4 (4 times) Last at Ind. (10/8/17)

Passes Defensed: 2 vs. Atl. (11/8/15)

Forced Fumbles: 1 at StL (11/1/15)

Interceptions: 1 (3 times) Last at Arz. (10/28/18)

Interception Yards: 37 vs. Car. (9/10/17)

Long Interception Return: 37 vs. Car. (9/10/17)

Sacks: 1.0 (3 times) Last vs. NYJ (12/11/16)

TARTT'S TRANSACTIONS

Originally a 2nd-round (46th overall) draft choice by SF in 2015...Placed on the Active/Non-Football Injury List on 7/31/16...Activated from the Active/Non-Football Injury List on 8/6/16...Placed on the Injured Reserve List on 11/6/17...Signed a two-year contract extension through 2020 on 4/27/18...Placed on the Injured Reserve List on 12/24/18.



2017

- Started all 9 games in which he appeared and registered 54 tackles, 0.5 sack, 1 INT and 3 PDs before being placed on the Injured Reserve List on 11/6.
- Recorded a leaping one-handed catch to pick off Panthers QB Cam Newton vs Car. (9/10), marking his 2nd career INT. His 1st INT came at Cle. (12/12/15 – QB Johnny Manziel). Tartt also registered a career-long 37-yd. return on the INT.
- Along with DL Xavier Cooper, the duo combined to sack Colts QB Jacoby Brissett at Ind. (10/8).

2016

- Appeared in 15 games (6 starts) and registered 61 tackles, 1.0 sack and 3 PDs.
- Recorded a career-high 13 tackles and 1.0 sack vs. NYJ (12/11), taking down QB Bryce Petty for a 10-yd. loss to mark his 1st sack of the season and 3rd of his career.
- Part of a 49ers defense that allowed 177 net yds. (99 rush, 78 pass) at LAR (12/24), the fewest given up by the 49ers defense in a single game since 11/19/12 vs. Chi. (143; 85 rush, 58 pass).

2015

- Appeared in 15 games (7 starts) and registered 66 tackles, 2.0 sacks, 1 INT and 3 PDs during his rookie season.
- Made his NFL debut vs. Min. (9/14) and recorded his 1st career sack, taking down Vikings QB Teddy Bridgewater for a 14-yd. loss.
- Made the 1st start of his NFL career at StL (11/1), and registered his 1st career FF, knocking the ball loose from Rams WR Tavon Austin in the 1st quarter.
- Registered a career-high 10 tackles and 1.0 sack at Chi. (12/6), bringing down Bears QB Jay Cutler for his 2nd career sack.
- Recorded the 1st INT of his career and 1 PD at Cle. (12/13), intercepting former Browns QB Johnny Manziel and returning it 25-yds.

COLLEGE

Played in 44 games and totaled 277 tackles, 6 INTs, 20 PDs and 6.5 TFLs in his career. As a senior, named to the American Football Coaches Association FCS All-America team and Second-Team AP All-America team. Also named First-Team All-SoCon. Finished 2nd on the team with 62 tackles, 1 INT, 1 PD and 3.0 TFLs. In 2013, named First-Team All-SoCon and Second-Team All-America. Started 12 games and registered 98 tackles, 1 INT and 9 PDs. As a sophomore, earned First-Team All-America and First-Team All-SoCon honors. Led the team with 94 tackles, 4 INTs and 10 PDs. In 2011, played in 10 games and recorded 23 tackles. Redshirted in 2010.

PERSONAL

- Majored in geography.
- Attended W.P. Davidson (Mobile, AL) HS where he did not play organized football until his senior year. Tallied 72 tackles during the season, including 2 INTs, 5 PDs, 1 FF and 1 FR.
- Also participated in basketball and was named to the *Mobile Press-Register* High School Basketball All-Academic Team.
- Played high school football with 49ers DB Jimmie Ward at Davidson HS.

INJURY REPORT

2015: Inactive vs. StL (1/3/16) with a knee injury.

2016: Inactive at Buf. (10/16) with a quad injury.

2017: Placed on the Injured Reserve List on 11/6 with an arm injury.

2018: Inactive seven games [at KC (9/23), at LAC (9/30), vs. Oak. (11/1), vs. NYG (11/12), vs. Den. (12/9), vs. Sea. (12/16) & vs. Chi. (12/23)] with a shoulder injury. Placed on the Injured Reserve List on 12/24 with a shoulder injury.



TARTT'S GAME-BY-GAME

2015

Date	Opp	W/L	P/S	Tot	Sol	Ast	Sk	Yds	Int	Yds	PD	FF	FR	Yds
Sep 14	Min	W	1/0	4	4	0	1.0	14.0	0	0	0	0	0	0
Sep 20	at Pit	L	1/0	0	0	0	0.0	0.0	0	0	0	0	0	0
Sep 27	at Arz	L	1/0	1	1	0	0.0	0.0	0	0	0	0	0	0
Oct 4	GB	L	1/0	0	0	0	0.0	0.0	0	0	0	0	0	0
Oct 11	at NYG	L	1/0	3	3	0	0.0	0.0	0	0	0	0	0	0
Oct 18	Bal	W	1/0	4	3	1	0.0	0.0	0	0	0	0	0	0
Oct 22	Sea	L	1/0	9	6	3	0.0	0.0	0	0	0	0	0	0
Nov 1	at StL	L	1/1	8	6	2	0.0	0.0	0	0	0	1	0	0
Nov 8	Atl	W	1/1	4	3	1	0.0	0.0	0	0	2	0	0	0
Nov 22	at Sea	L	1/1	8	7	1	0.0	0.0	0	0	0	0	0	0
Nov 29	Arz	L	1/1	5	5	0	0.0	0.0	0	0	0	0	0	0
Dec 6	at Chi	W	1/1	10	9	1	1.0	8.0	0	0	0	0	0	0
Dec 13	at Cle	L	1/1	7	7	0	0.0	0.0	1	25	1	0	0	0
Dec 20	Cin	L	1/1	1	1	0	0.0	0.0	0	0	0	0	0	0
Dec 27	at Det	L	1/1	2	2	0	0.0	0.0	0	0	0	0	0	0
Jan 3	StL	W	—	—	—	—	INACTIVE (Knee)	—	—	—	—	—	—	—
TOTALS			15/8	66	57	9	2.0	22.0	1	25	3	1	0	0

2017

Date	Opp	W/L	P/S	Tot	Sol	Ast	Sk	Yds	Int	Yds	PD	FF	FR	Yds
Sep 10	Car	L	1/1	7	7	0	0.0	0.0	1	37	1	0	0	0
Sep 17	at Sea	L	1/1	5	2	3	0.0	0.0	0	0	1	0	0	0
Sep 21	LAR	L	1/1	7	6	1	0.0	0.0	0	0	1	0	0	0
Oct 1	at Arz	L	1/1	6	3	3	0.0	0.0	0	0	0	0	0	0
Oct 8	at Ind	L	1/1	7	3	4	0.5	3.0	0	0	0	0	0	0
Oct 15	at Was	L	1/1	6	4	2	0.0	0.0	0	0	0	0	0	0
Oct 22	Dal	L	1/1	6	5	1	0.0	0.0	0	0	0	0	0	0
Oct 29	at Phi	L	1/1	7	5	2	0.0	0.0	0	0	0	0	0	0
Nov 5	Arz	L	1/1	3	2	1	0.0	0.0	0	0	0	0	0	0
PLACED ON INJURED RESERVE (Arm) ON 11/6														
TOTALS			9/9	54	37	17	0.5	3.0	1	37	3	0	0	0

2016

Date	Opp	W/L	P/S	Tot	Sol	Ast	Sk	Yds	Int	Yds	PD	FF	FR	Yds
Sep 12	LAR	W	1/0	1	1	0	0.0	0.0	0	0	0	0	0	0
Sep 18	at Car	L	1/0	3	2	1	0.0	0.0	0	0	0	0	0	0
Sep 25	at Sea	L	1/0	2	1	1	0.0	0.0	0	0	0	0	0	0
Oct 2	Dal	L	1/0	4	3	1	0.0	0.0	0	0	0	0	0	0
Oct 6	Arz	L	1/0	5	3	2	0.0	0.0	0	0	1	0	0	0
Oct 16	at Buf	L	—	—	—	—	INACTIVE (Quad)	—	—	—	—	—	—	—
Oct 23	TB	L	1/0	2	1	1	0.0	0.0	0	0	0	0	0	0
Nov 6	NO	L	1/0	1	1	0	0.0	0.0	0	0	1	0	0	0
Nov 13	at Arz	L	1/0	0	0	0	0.0	0.0	0	0	0	0	0	0
Nov 20	NE	L	1/0	2	1	1	0.0	0.0	0	0	0	0	0	0
Nov 27	at Mia	L	1/1	3	2	1	0.0	0.0	0	0	0	0	0	0
Dec 4	at Chi	L	1/1	5	1	4	0.0	0.0	0	0	0	0	0	0
Dec 11	NYJ	L	1/1	13	9	4	1.0	10.0	0	0	0	0	0	0
Dec 18	at Atl	L	1/1	9	7	2	0.0	0.0	0	0	0	0	0	0
Dec 24	at LAR	W	1/1	7	3	4	0.0	0.0	0	0	0	0	0	0
Jan 1	Sea	L	1/1	4	3	1	0.0	0.0	0	0	1	0	0	0
TOTALS			15/6	61	38	23	1.0	10.0	0	0	3	0	0	0



55

LB

PITA TAUMOEPEU

6-1 || 245 || UTAH

3.9.94 || PROVO, UT || 2ND YEAR || ACQUIRED D-6B IN '17

GOLDMINE

- Taumoepeu grew up with his mother's family about 3,000 miles east of Australia on the island of Tongatapu, which is the main island in the Tongan archipelago. He learned to develop his work ethic on his grandparents farm, where he helped grow pineapples and watermelons. In 2018, Taumoepeu accumulated his practice squad paychecks (around \$4,700 each) and used the money to purchase Christmas gifts to be sent back to his native island. "I don't have much, but Christmas presents are on the way," Taumoepeu said.
- Growing up in Tonga, the common sports played are rugby and cricket. Taumoepeu's experience playing rugby helped his transition to football. Said Taumoepeu, "It was hard for me to see through that face-mask. I came from rugby to football. It was pretty difficult at times. But I told myself I can do it. And basically I just tried to stay positive."
- After moving in with his aunt in Provo, UT, Taumoepeu worked to develop his English. He increased his ACT score from an 18 when he first arrived in the United States to a 28 just one year later. Taumoepeu's dedication and hard work continued to pay off, completing degrees in economics and sociology in three years at Utah.
- During the 2017 offseason, Taumoepeu volunteered at local football camps. "It's great to be able to come out and play with these kids," said Taumoepeu. "They are so excited to be out here and it makes me feel good that I'm able to make them smile."



TAUMOEPEU'S GOLDEN NUGGETS

- His full name is pronounced PEET-uh, TAO-moy-PEH-new.
- Taumoepeu was just three months old when his grandparents, Pita and Meleseini Taumoepeu, took him and his older sister, Ruth Tuha, to live in Tonga. Not knowing what football was at the time, he remembered listening to his grandfather tell him how he was going to become an NFL player. When he was 17, he moved to Utah where he lived with an aunt and attended Timpview HS. At that time, his cousins persuaded him to try the game his grandfather loved. "My coach just told me to go get the quarterback," Taumoepeu said in 2015. "That's all I cared about. That's all I do, and it was fun."

TAUMOEPEU'S GAME-BY-GAME

2018

Date	Opp	W/L	P/S	Tot	Sol	Ast	Sk	Yds	Int	Yds	PD	FF	FR	Yds
SIGNED TO SF PRACTICE SQUAD ON 9/2														
Sep 9	at Min	L	—											
Sep 16	Det	W	—											
Sep 23	at KC	L	—											
Sep 30	at LAC	L	—											
Oct 7	Arz	L	—											
Oct 15	at GB	L	—											
Oct 21	LAR	L	—											
Oct 28	at Arz	L	—											
Nov 1	Oak	W	—											
Nov 12	NYG	L	—											
Nov 25	at TB	L	—											
Dec 2	at Sea	L	—											
PROMOTED TO SF ACTIVE ROSTER ON 12/5														
Dec 9	Den	W	1/0	1	1	0	0.0	0.0	0	0	0	0	0	0
Dec 16	Sea	W	1/0	0	0	0	0.0	0.0	0	0	0	0	0	0
Dec 23	Chi	L	1/0	0	0	0	0.0	0.0	0	0	0	0	0	0
Dec 30	at LAR													
TOTALS			3/0	1	1	0	0.0	0.0	0	0	0	0	0	0



TAUMOE PENU'S CAREER STATISTICS

YEAR	TEAM	GP	GS	TACKLES					INT	INTERCEPTIONS				PD	FUMBLES		
				TOT	SOL	AST	SACKS	YDS		YDS	LG	TD	FF		FR	YDS	
2017	SF	2	0	0	0	0	0.0	0.0	0	0	—	0	0	0	0	0	0
2018	SF	3	0	1	1	0	0.0	0.0	0	0	—	0	0	0	0	0	0
TOTALS		5	0	1	1	0	0.0	0.0	0	0	—	0	0	0	0	0	0

Additional Statistics:

Special Teams Tackles – 2: 2018 (2)

Milestones:

NFL Debut: at Ind. (10/8/17)

TAUMOE PENU'S CAREER HIGHS

Total Tackles: 1 vs. Den. (12/9/18)

Solo: 1 vs. Den. (12/9/18)

TAUMOE PENU'S TRANSACTIONS

Originally the second of two 6th-round (202nd overall) draft choices by SF in 2017...Waived by SF on 9/1/18...Signed to SF practice squad on 9/2/18...Promoted to SF active roster on 12/5/18.



2017

- Made his NFL debut at Ind. (10/8) and saw action in 2 games.

COLLEGE

Appeared in 46 games during his four-year career at Utah where he recorded 73 tackles, 25.5 TFLs, 21.5 sacks, 4 FFs and 1 FR. As a senior in 2016, appeared in 13 games (6 starts) and registered 41 tackles, 9.0 sacks and 12.0 TFLs while earning Honorable Mention All-Pac-12 honors. As a junior in 2015, played in all 13 games where he registered 9 tackles, 6.0 sacks and 1 FF. In 2014, he appeared in all 13 games (1 start) and finished with 17 tackles and ranked 3rd on the team with 5.5 sacks. In his freshman season of 2013, played in 7 games and registered 6 tackles and 1.0 sack.

PERSONAL

- Earned first-team all-state honors as a senior at Timpview (Provo, UT) HS in 2012. Was a *USA Today* All-Utah Football Team selection after finishing with 25.0 sacks, tying the 3rd highest single-season total in state history.
- Played just one year of high school football after moving to Utah from Tonga at the age of 17.
- Moved from Texas to Tonga as a three-month old.
- Son of Michelle and George Adams.
- Born Pita Taumoepeenu (3/9/94) in Euless, TX.
- Studied sociology at Utah.

TAUMOEPENU'S GAME-BY-GAME

2017

Date	Opp	W/L	P/S	Tot	Sol	Ast	Sk	Yds	Int	Yds	PD	FF	FR	Yds
Sep 10	Car	L	—	—	—	—	INACTIVE	—	—	—	—	—	—	—
Sep 17	at Sea	L	—	—	—	—	INACTIVE	—	—	—	—	—	—	—
Sep 21	LAR	L	—	—	—	—	INACTIVE	—	—	—	—	—	—	—
Oct 1	at Arz	L	—	—	—	—	INACTIVE	—	—	—	—	—	—	—
Oct 8	at Ind	L	1/0	0	0	0	0.0	0.0	0	0	0	0	0	0
Oct 15	at Was	L	1/0	0	0	0	0.0	0.0	0	0	0	0	0	0
Oct 22	Dal	L	—	—	—	—	INACTIVE	—	—	—	—	—	—	—
Oct 29	at Phi	L	—	—	—	—	INACTIVE	—	—	—	—	—	—	—
Nov 5	Arz	L	—	—	—	—	INACTIVE	—	—	—	—	—	—	—
Nov 12	NYG	W	—	—	—	—	INACTIVE	—	—	—	—	—	—	—
Nov 26	Sea	L	—	—	—	—	INACTIVE	—	—	—	—	—	—	—
Dec 3	at Chi	W	—	—	—	—	INACTIVE	—	—	—	—	—	—	—
Dec 10	at Hou	W	—	—	—	—	INACTIVE	—	—	—	—	—	—	—
Dec 17	Ten	W	—	—	—	—	INACTIVE	—	—	—	—	—	—	—
Dec 24	Jax	W	—	—	—	—	INACTIVE	—	—	—	—	—	—	—
Dec 31	at LAR	W	—	—	—	—	INACTIVE	—	—	—	—	—	—	—
TOTALS			2/0	0	0	0	0.0	0.0	0	0	0	0	0	0



77

DT

JULLIAN TAYLOR

6-5 || 280 || TEMPLE

1.30.95 || WILLIAMSTOWN, NJ || ROOKIE || ACQUIRED D-7A IN '18

2018 HIGHLIGHTS

- Made his NFL debut at TB (11/25) and registered 2 tackles.

GOLDMINE

- Taylor's favorite memory in life did not come on the football field, but rather walking across the stage at his college graduation. Taylor describes himself as a quiet, yet cerebral man, and was proud to experience the apex of his academic career with his family this past year at Temple.



- Taylor and his fellow rookies participated in the annual 49ers Mentorship Academy on September 18, 2018. The Mentorship Academy, partnering with USA Football, is a three-step program designed to provide high school football players with the opportunity to develop the skills necessary to succeed and be leaders on and off the field. The rookie class invited the high schoolers to the team facility, where they shared opinions and lessons over a meal and fun competitions.



TAYLOR'S GOLDEN NUGGETS

- Taylor did not play organized football until his senior year in high school. In his lone season in high school, he registered 60 tackles and 14.0 sacks as he helped lead Williamstown (NJ) to a perfect 12-0 record and the 2012 state Class 5 championship.
- His father, Rufus Taylor, also graduated from Temple University and was a walk-on on the men's basketball team in 1989.

TAYLOR'S GAME-BY-GAME

2018

Date	Opp	W/L	P/S	Tot	Sol	Ast	Sk	Yds	Int	Yds	PD	FF	FR	Yds
Sep 9	at Min	L	—	—	—	—	—	INACTIVE	—	—	—	—	—	—
Sep 16	Det	W	—	—	—	—	—	INACTIVE	—	—	—	—	—	—
Sep 23	at KC	L	—	—	—	—	—	INACTIVE	—	—	—	—	—	—
Sep 30	at LAC	L	—	—	—	—	—	INACTIVE	—	—	—	—	—	—
Oct 7	Arz	L	—	—	—	—	—	INACTIVE	—	—	—	—	—	—
Oct 15	at GB	L	—	—	—	—	—	INACTIVE	—	—	—	—	—	—
Oct 21	LAR	L	—	—	—	—	—	INACTIVE	—	—	—	—	—	—
Oct 28	at Arz	L	—	—	—	—	—	INACTIVE	—	—	—	—	—	—
Nov 1	Oak	W	—	—	—	—	—	INACTIVE	—	—	—	—	—	—
Nov 12	NYG	L	—	—	—	—	—	INACTIVE	—	—	—	—	—	—
Nov 25	at TB	L	1/0	2	1	1	0.0	0.0	0	0	0	0	0	0
Dec 2	at Sea	L	1/0	1	1	0	0.0	0.0	0	0	0	0	0	0
Dec 9	Den	W	1/0	0	0	0	0.0	0.0	0	0	0	0	0	0
Dec 16	Sea	W	1/0	1	0	1	0.0	0.0	0	0	0	0	0	0
Dec 23	Chi	L	1/0	2	1	1	0.0	0.0	0	0	0	0	0	0
Dec 30	at LAR													
TOTALS			5/0	6	3	3	0.0	0.0	0	0	0	0	0	0

GOLDMINE (CONTINUED)

- When asked of an experience that helped shape who he is today, Taylor cites two separate season-ending injuries that he suffered while in college. As he points out, the adversity taught him the value of maintaining resilience through tough times.



TAYLOR'S CAREER STATISTICS

YEAR	TEAM	GP	GS	TACKLES		AST	SACKS	YDS	INT	YDS	INTERCEPTIONS		PD	FUMBLES		
				TOT	SOL						LG	TD		FF	FR	YDS
2018	SF	5	0	6	3	3	0.0	0.0	0	0	–	0	0	0	0	0
TOTALS		5	0	6	3	3	0.0	0.0	0	0	–	0	0	0	0	0

Milestones:

NFL Debut: at TB (11/25/18)

TAYLOR'S CAREER HIGHS

Total Tackles: 2 (2 times) Last vs. Chi. (12/23/18)

Assists: 1 (3 times) Last vs. Chi. (12/23/18)

Solo: 1 (3 times) Last vs. Chi. (12/23/18)

TAYLOR'S TRANSACTIONS

Originally the first of two 7th-round (223rd overall) draft choices by SF in 2018.



COLLEGE

Played in 20 games (9 starts) in five years at Temple and registered 52 tackles, 11.0 TFLs and 1.0 sack. In 2017, played in 12 games (7 starts) and notched 40 tackles and 9.5 TFLs. As a junior, played in 3 games (2 starts) and tallied 8 tackles. In 2015, played in 1 game. As a freshman, played in 4 games and recorded 4 tackles. Redshirted in 2013.



PERSONAL

- Attended Williamstown (NJ) HS, where he earned 2012 all-state, All-Mid Athletic, All-Group 5 and All-South Jersey honors.
- As a senior, registered 60 tackles and 14.0 sacks as he helped lead his team to a perfect 12-0 record en route to the 2012 state Class 5 championship.
- His father, Rufus Taylor, graduated from Temple and was a walk-on on the men's basketball team in 1989.
- Born Jullian Patrick Taylor (1/30/95) in Philadelphia, PA.
- Graduated with a degree in communications.



81

WR

TRENT TAYLOR

5-8 || 180 || LOUISIANA TECH

4.30.94 || SHREVEPORT, LA || 2ND YEAR || ACQUIRED D-5B IN '17

2018 HIGHLIGHTS

- Registered a career-high 7 receipts. for 61 yds. and a 1-yd. TD receipt vs. Arz. (10/7). The TD receipt. marked his 1st TD receipt. of the season and 3rd of his career.

GOLDMINE

- NFL players had the opportunity to participate in the NFL's annual My Cause, My Cleats campaign during a designated home game between Weeks 13-15. Taylor and his teammates represented their respective causes with custom-designed cleats in an effort to raise awareness and funding.



TAYLOR'S GOLDEN NUGGETS

- Taylor's father, Greg, played linebacker at Western Kentucky University from 1982-85 where he played under WKU's all-time wins leader, Jimmy Feix, for two seasons (1984-85).
- In 2016, Taylor led the nation with 1,803 rec. yds. on 136 receipts. to go along with 12 TDs.
- Taylor has lived in three states during his life, including Kentucky, Louisiana and Tennessee. During his time in Tennessee, he became very fond of the city of Nashville and country music.

TAYLOR'S GAME-BY-GAME

2018									2018 Returns												
Date	Opp	W/L	P/S	Rec	Yds	Avg	Lg	TD	Date	Opp	KR	Yds	Avg	Lg	TD	PR	FC	Yds	Avg	Lg	TD
Sep 9	at Min	L	1/0	4	28	7.0	10	0	Sep 9	at Min	0	0	—	—	0	0	0	0	—	—	0
Sep 16	Det	W	1/0	0	0	—	—	0	Sep 16	Det	1	15	15.0	15	0	0	2	0	—	—	0
Sep 23	at KC	L	1/0	3	24	8.0	10	0	Sep 23	at KC	0	0	—	—	0	0	0	0	—	—	0
Sep 30	at LAC	L	1/0	2	12	6.0	7	0	Sep 30	at LAC	0	0	—	—	0	1	1	8	8.0	8	0
Oct 7	Arz	L	1/0	7	61	8.7	16	1	Oct 7	Arz	0	0	—	—	0	3	1	3	1.0	3	0
Oct 15	at GB	L	—	INACTIVE (Back)		—	—	—	Oct 15	at GB	—	—	—	INACTIVE (Back)		—	—	—	—	—	—
Oct 21	LAR	L	1/0	1	6	6.0	6	0	Oct 21	at LAR	0	0	—	—	0	0	0	0	—	—	0
Oct 28	at Arz	L	1/0	1	7	7.0	7	0	Oct 28	at Arz	0	0	—	—	0	0	0	0	—	—	0
Nov 1	Oak	W	—	—	INACTIVE		—	—	Nov 1	Oak	—	—	—	INACTIVE		—	—	—	—	—	—
Nov 12	NYG	L	1/0	1	12	12.0	12	0	Nov 12	NYG	0	0	—	—	0	0	0	0	—	—	0
Nov 25	at TB	L	1/0	0	0	—	—	0	Nov 25	at TB	0	0	—	—	0	0	0	0	—	—	0
Dec 2	at Sea	L	1/0	1	11	11.0	11	0	Dec 2	at Sea	0	0	—	—	0	1	0	11	11.0	11	0
Dec 9	Den	W	1/0	1	6	6.0	6	0	Dec 9	Den	0	0	—	—	0	2	1	26	13.0	18	0
Dec 16	Sea	W	1/0	1	8	8.0	8	0	Dec 16	Sea	0	0	—	—	0	3	1	30	10.0	15	0
Dec 23	Chi	L	1/0	1	23	23.0	23	0	Dec 23	Chi	0	0	—	—	0	0	1	0	—	—	0
Dec 30	at LAR								Dec 30	at LAR											
TOTALS			13/0	23	198	8.6	23	1	TOTALS		1	15	15.0	15	0	10	7	78	7.8	18	0



GOLDMINE (CONTINUED)

- Taylor and his teammates joined Levi's in support of breast, colon and pediatric cancer warriors at the Crucial Catch Fashion Show presented by Dignity Health on October 2, 2018. 49ers players and cancer warriors took to the runway to show off their attire and share their stories of strength and courage with the audience.



- The 49ers joined forces with Martha's Kitchen of San Jose as part of their Community Tuesday kickoff event on September 11, 2018. Taylor and teammates took part in the event by serving dinner to nearly 200 residents in need, refilling beverages and bussing tables. Both the 49ers and Levi's Stadium partner with Martha's Kitchen throughout the year by donating excess food after stadium events. Martha's Kitchen's mission is to "feed the hungry with dignity, no questions asked, no judgements made."



- During all Week 13 games in 2017, NFL players had the chance to share the causes that are important to them as part of the NFL's My Cause, My Cleats campaign. The initiative was a culmination of collaborative work between the NFL and players across the league. "The USO strengthens America's military service members by keeping them connected to family, home and country, throughout their service to the nation," said Taylor.



- As part of the 49ers annual Thanksgiving celebrations, Taylor and his teammates visited Cityteam San Jose to serve a holiday feast to over 300 people in need. Guests enjoyed turkey along with all of the usual holiday sides, while getting to know the 49ers.



- In April of 2018, Taylor and his teammates attended the eighth annual Prom at UCSF Benioff Children's Hospital San Francisco in Mission Bay, with more than 200 teen patients and their friends. Patients and 49ers players enjoyed a fun-filled "Vintage Circus" prom with photo booths, music, dancing, dining and more. This special evening allowed patients to participate in a milestone that they may miss as a result of sickness.



- Growing up, Taylor was a multi-sport athlete while attending Evangel Christian (Shreveport, LA) high school. He was an all-state baseball player in addition to participating in track and long jump. For one season, Taylor played tennis with his quarterback as his doubles partner and the two were state runners-up that year.
- While playing defensive back in high school, Taylor hit an opponent with such ferocity that he broke the receiver's jaw.



TAYLOR'S CAREER STATISTICS

YEAR	TEAM	GP	GS	RECEIVING					TD	RUSHING				
				NO	YDS	AVG	LG			ATT	YDS	AVG	LG	TD
2017	SF	15	1	43	430	10.0	33		2	0	0	—	—	0
2018	SF	13	0	23	198	8.6	23		1	0	0	—	—	0
TOTALS		28	1	66	628	9.5	33		3	0	0	—	—	0

YEAR	TEAM	KICKOFF RETURNS					PUNT RETURNS					
		NO	YDS	AVG	LG	TD	NO	FC	YDS	AVG	LG	TD
2017	SF	1	8	8.0	8	0	30	16	281	9.4	39	0
2018	SF	1	15	15.0	15	0	7	6	48	8.0	18	0
TOTALS		2	23	11.5	15	0	37	22	329	8.9	39	0

Additional Statistics:

Fumbles—Lost — 2—1: 2017 (1—1); 2018 (1—0)

Tackles — 2: 2017 (1); 2018 (1)

Special Teams Fumble Recoveries — 1: 2018 (1)

Milestones:

NFL Debut: vs. Car. (9/10/17); **First Start:** vs. Jax. (12/24/17); **First Reception:** vs. Car. (9/10/17 — 8-yd. pass from QB Brian Hoyer); **First Touchdown:** vs. LAR (9/21/17 — 3-yd. pass from QB Brian Hoyer); **First Punt Return:** vs. Car. (9/10/17 — 9-yd. PR)

TAYLOR'S CAREER HIGHS

Receptions: 7 vs. Arz. (10/7/18)

Receiving Yards: 92 at Chi. (12/3/17)

Long Reception: 33 at Chi. (12/3/17)

Touchdown Receptions: 1 (2 times) Last vs. Jax. (12/24/17)

Punt Returns: 4 at Arz. (10/1/17)

Punt Return Yards: 41 at Arz. (10/1/17)

Long Punt Return: 39 at Was. (10/15/17)

Kickoff Returns: 1 (2 times) Last vs. Det. (9/16/18)

Kickoff Return Yards: 15 vs. Det. (9/16/18)

Long Kickoff Return: 15 vs. Det. (9/16/18)

TAYLOR'S TRANSACTIONS

Originally the second of two 5th-round (177th overall) draft choices by SF in 2017.



2017

- Played in 15 games (1 start) and registered 43 receptions for 430 yds. and 2 TDs, while adding 30 PRs for 281 yds. (9.4 avg.).
- Led all rookies and ranked 6th in the NFL with 27 receptions on 3rd down. Of his 27 3rd-down receptions, 66.7 pct. (18) converted a 1st down.
- Registered his 1st career TD on a 3-yd. pass from QB Brian Hoyer vs. LAR (9/21).
- Tallied a 39-yd. PR at Was. (10/15), the longest of his career. It marked the longest PR by the 49ers since 11/25/13 (RB LaMichael James - 40-yds.).
- Notched career-highs in both receptions (6) and rec. yds. (92) at Chi. (12/3). At the time, his 92 rec. yds. were the most by a 49ers rookie since 12/8/96 (WR Terrell Owens - 110 rec. yds. vs. Car.).
- Hauled in a 5-yd. TD pass from QB Jimmy Garoppolo vs. Jax. (12/24). It marked his 2nd TD receipt. of his career (9/21/17 vs. LAR).

COLLEGE

In four seasons at Louisiana Tech, played in 53 games and registered 327 receptions for 4,179 yds. and 32 TDs, while adding 58 PRs for 482 yds. Finished his collegiate career ranked 1st in school history with 327 career receptions and 2nd in both rec. yds. (4,179) and TDs (32). In 2016, earned First-Team All-Conference USA honors as a WR and Second-Team All-Conference USA honors as PR. Also earned First-Team All-Louisiana honors from the Louisiana Sports Writers Association. Started all 14 games and notched 136 receptions for 1,803 yds. and 12 TDs. Also added 17 PRs for 176 yds. His 1,803 rec. yds. ranked 1st in the NCAA and set a single-season school record. As a junior, earned First-Team All-Conference USA and First-Team All-Louisiana honors. Played in 13 games and tallied 99 receptions for 1,282 yds. and 9 TDs while adding 13 PRs for 83 yds. In 2014, earned Second-Team All-Conference USA and Honorable Mention All-Louisiana honors. Played in 14 games and tallied 64 receptions for 834 yds. and 9 TDs. Also had 22 PRs for 168 yds. As a freshman, played in 12 games and notched 28 receptions for 260 yds. and 2 TDs, while adding 6 PRs for 53 yds.

PERSONAL

- Attended Evangel Christian Academy (Shreveport, LA), and earned all-state, all-district and all-city honors and was named MVP of the state championship game as a senior.
- Registered 107 receptions for 1,650 yds. and 20 TDs as a senior.
- Also lettered in basketball, baseball, tennis and track & field.
- Born Trent Nelson Taylor (4/30/94) in Cookville, TN.

INJURY REPORT

2017: Inactive vs. NYG (11/12) with a ribs injury.

2018: Inactive at GB (10/15) with a back injury.

TAYLOR'S GAME-BY-GAME

2017										2017 Returns												
Date	Opp	W/L	P/S	Rec	Yds	Avg	Lg	TD		Date	Opp	KR	Yds	Avg	Lg	TD	PR	FC	Yds	Avg	Lg	TD
Sep 10	Car	L	1/0	1	8	8.0	8	0		Sep 10	Car	0	0	—	—	0	1	1	9	9.0	9	0
Sep 17	at Sea	L	1/0	2	6	3.0	5	0		Sep 17	at Sea	0	0	—	—	0	3	2	40	13.3	21	0
Sep 21	LAR	L	1/0	3	32	10.7	18	1		Sep 21	LAR	0	0	—	—	0	1	0	9	9.0	9	0
Oct 1	at Arz	L	1/0	5	47	9.4	12	0		Oct 1	at Arz	0	0	—	—	0	4	1	41	10.3	16	0
Oct 8	at Ind	L	1/0	1	6	6.0	6	0		Oct 8	at Ind	0	0	—	—	0	1	1	0	0.0	0	0
Oct 15	at Was	L	1/0	2	11	5.5	10	0		Oct 15	at Was	0	0	—	—	0	1	2	39	39.0	39	0
Oct 22	Dal	L	1/0	5	39	7.8	13	0		Oct 22	Dal	0	0	—	—	0	1	1	10	10.0	10	0
Oct 29	at Phi	L	1/0	3	33	11.0	13	0		Oct 29	at Phi	0	0	—	—	0	2	1	9	4.5	7	0
Nov 5	Arz	L	1/0	2	22	11.0	12	0		Nov 5	Arz	0	0	—	—	0	3	1	10	3.3	5	0
Nov 12	NYG	W	—	INACTIVE (Ribs)		—	—	—		Nov 12	NYG	—	—	—	INACTIVE (Ribs)		—	—	—	—	—	—
Nov 26	Sea	L	1/0	2	35	17.5	29	9		Nov 26	Sea	0	0	—	—	0	2	1	18	9.0	18	0
Dec 3	at Chi	W	1/0	6	92	15.3	33	0		Dec 3	at Chi	0	0	—	—	0	3	1	21	7.0	19	0
Dec 10	at Hou	W	1/0	2	11	5.5	6	0		Dec 10	at Hou	0	0	—	—	0	2	2	15	7.5	10	0
Dec 17	Ten	W	1/0	4	40	10.0	17	0		Dec 17	Ten	0	0	—	—	0	1	0	12	12.0	12	0
Dec 24	Jax	W	1/1	3	19	6.3	8	1		Dec 24	Jax	1	8	8.0	8	0	2	1	16	8.0	8	0
Dec 31	at LAR	W	1/0	2	29	14.5	15	0		Dec 31	at LAR	0	0	—	—	0	3	1	32	10.7	16	0
TOTALS			15/1	43	430	10.0	33	2		TOTALS		1	8	8.0	8	0	30	16	281	9.4	39	0



94

DL

SOLOMON THOMAS

6-3 || 280 || STANFORD

8.26.95 || COPPELL, TX || 2ND YEAR || ACQUIRED D-1A IN '17

- Credited with 1.0 sack, his 1st of the season, vs. Oak. (11/1).

- On June 2, 2018, Thomas walked to raise money for the American Foundation for Suicide Prevention. “I lost one of the most important people in my world to suicide earlier this year,” said Thomas. “I will be walking for her and for everyone who suffers from the pain she felt. Ella was my sister. Ella was my best friend. She loved harder than she could breathe. She filled a room with such a strong presence that it would light up the room. She made my life go. Having Ella as my



sister was the greatest gift this life has given me. She taught me to be myself, to make everyone feel loved, to appreciate everything in front of me, and so much more. She was so perceptive and so compassionate. I will live every day for my amazing sister.

"I walk not only because of what happened to Ella and our family; I walk because I want to help others. I want others to have better information and resources. It's time to talk about mental health. It's time to acknowledge that everyone is going through something that we don't know about and might not understand. It's time to have empathy for those things we don't understand. The funds raised at this walk will benefit the American Foundation for Suicide Prevention. Net proceeds will help those affected by suicide and mental health conditions by supporting research, advocacy, survivor resources, education and awareness programs.

"Be meaningful in every conversation, seek to show others you care. You never know what you could say that might save someone's life. I want to make this a better world. Please help me in support of those who suffer."

If you are in crisis, please call the National Suicide Prevention Life-line at 1-800-273-TALK (8255) or contact the Crisis Text Line by texting TALK to 741741.



THOMAS' GOLDEN NUGGETS

- Born in Chicago, IL, Thomas moved and spent part of his childhood living in Australia. His father, Chris, was an international sales manager for Proctor & Gamble and he was stationed there. Thomas grew up learning to surf and enjoyed playing on the beach and eating fish and chips. He didn't begin playing football until he moved to Coppell, TX.
- One of Thomas' two career touchdowns at Stanford came at Levi's Stadium, returning a fumble recovery 34 yards for the score in the Cardinal's 41-22 victory over USC in the 2015 Pac-12 Championship Game.
- As a junior at Stanford, Thomas earned the Morris Trophy, a prestigious honor voted on by opposing Pac-12 offensive linemen. He joins 49ers teammates DL DeForest Buckner and G Joshua Garnett as Morris Trophy winners on the roster.

THOMAS' GAME-BY-GAME

2018

Date	Opp	W/L	P/S	Tot	Sol	Ast	Sk	Yds	Int	Yds	PD	FF	FR	Yds
Sep 9	at Min	L	1/1	1	0	1	0.0	0.0	0	0	0	0	0	0
Sep 16	Det	W	1/1	2	2	0	0.0	0.0	0	0	0	0	0	0
Sep 23	at KC	L	1/1	0	0	0	0.0	0.0	0	0	0	0	0	0
Sep 30	at LAC	L	1/1	2	2	0	0.0	0.0	0	0	0	0	0	0
Oct 7	Arz	L	1/1	1	1	0	0.0	0.0	0	0	0	0	0	0
Oct 15	at GB	L	1/1	1	1	0	0.0	0.0	0	0	0	0	0	0
Oct 21	LAR	L	1/0	5	3	2	0.0	0.0	0	0	0	0	0	0
Oct 28	at Arz	L	1/1	2	2	0	0.0	0.0	0	0	0	0	0	0
Nov 1	Oak	W	1/0	3	3	0	1.0	2.0	0	0	0	0	0	0
Nov 12	NYG	L	1/0	0	0	0	0.0	0.0	0	0	0	0	0	0
Nov 25	at TB	L	1/1	2	2	0	0.0	0.0	0	0	0	0	0	0
Dec 2	at Sea	L	1/1	2	2	0	0.0	0.0	0	0	0	0	0	0
Dec 9	Den	W	1/1	0	0	0	0.0	0.0	0	0	0	0	0	0
Dec 16	Sea	W	1/1	2	2	0	0.0	0.0	0	0	0	0	0	0
Dec 23	Chi	L	1/1	4	3	1	0.0	0.0	0	0	0	0	0	0
Dec 30	at LAR													
TOTALS			15/13	27	23	4	1.0	2.0	0	0	0	0	0	0



GOLDMINE (CONTINUED)

- The 49ers partnered with CASSY (Counseling and Support Services for Youth) for a mental health awareness event at Monroe Middle School (Campbell, CA) on December 18, 2018. Thomas and his teammates joined the 6th, 7th and 8th grade students who were pre-identified as having mental health struggles, and held group discussions centered on managing stress and destigmatizing mental health matters.



- NFL players had the opportunity to participate in the NFL's annual My Cause, My Cleats campaign during a designated home game between Weeks 13-15. Thomas and his teammates represented their respective causes with custom-designed cleats in an effort to raise awareness and funding.



- After posing for a photo-shoot, Thomas and his teammates joined Levi's in support of breast, colon and pediatric cancer warriors at the Crucial Catch Fashion Show presented by Dignity Health on October 2, 2018. 49ers players and cancer warriors took to the runway to show off their attire and share their stories of strength and courage with the audience.



- In partnership with the One Love Foundation, Thomas, his 49ers teammates and their significant others participated in a film-based workshop with local high school students about healthy and unhealthy relationships. The group watched a film together, and thereafter, held group discussions about the implications of the relationship behaviors depicted in the film. The One Love Foundation believes that love is a skill we can work on, and focuses on three main elements to convey their message: content, conversation and community action.



- The 49ers joined forces with Martha's Kitchen of San Jose as part of their Community Tuesday kickoff event on September 11, 2018. Thomas and teammates took part in the event by serving dinner to nearly 200 residents in need, refilling beverages and bussing tables. Both the 49ers and Levi's Stadium partner with Martha's Kitchen throughout the year by donating excess food after stadium events. Martha's Kitchen's mission is to "feed the hungry with dignity, no questions asked, no judgements made."



- Thomas comes from an athletic family. His father, Chris, and mother, Martha, each attended the College of Wooster (OH) where Chris played basketball and Martha ran track. Solomon's uncle, Jon Thomas, ran track at Indiana University where he was a four-time Big Ten 400m hurdles champion.

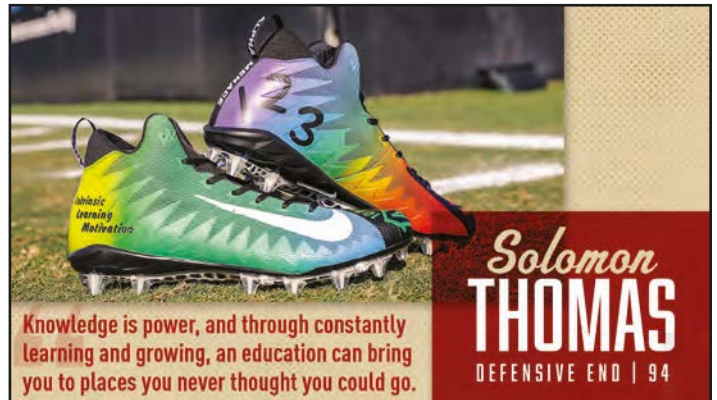


GOLDMINE (CONTINUED)

- Thomas spent part of his life living in Australia. Says Solomon, “My dad was an international sales manager for Proctor & Gamble, and they had him out there. It was an amazing experience to be there from two to seven or eight. It definitely gave me a different perspective on life and definitely shaped me for life.” Thomas’ family moved back to the United States and spent a few years living in Connecticut. It wasn’t until his family prepared to move to Texas that Thomas was introduced to football, when his parents had him watch ‘Friday Night Lights.’
- During his childhood, Thomas grew up speaking with a thick Australian accent. When he moved back to the States, no one in school could understand him, so he took three years of speech therapy classes to remove the accent. However, if it was up to Thomas, he would have kept the accent. Said Thomas, “It’s unfortunate, because I’d love to still have my Australian accent.”
- In October of 2017, the 49ers partnered with Bags of Fun to deliver backpacks to children undergoing treatment at Lucile Packard Children’s Hospital. Each bag was personalized with educational, interactive and fun toys to provide joy, laughter and relief from the stress and anxiety of being in the hospital. Thomas and his teammates spent time with patients receiving Bags of Fun and other families in the hospital to uplift them during a difficult time.



- During all Week 13 games in 2017, NFL players had the chance to share the causes that are important to them as part of the NFL’s My Cause, My Cleats campaign. Thomas is supporting 10 Books A Home for his My Cause, My Cleats initiative. Thomas’ mom was a teacher and his family instilled the importance of having an education. 10 Books A Home is an early childhood education non-profit whose mission is to send all high poverty preschoolers to kindergarten prepared to perform above grade level. “Knowledge is power, an through constantly learning and growing, an education can bring you to places you never thought you could go,” said Thomas.



- In honor of the NFL’s Crucial Catch campaign, the 49ers hosted a fashion show on Tuesday, October 17th, 2017, featuring breast cancer and pediatric cancer warriors in apparel donated by Levi’s®. Thomas, along with his 49ers teammates, walked the runway with cancer warriors as they shared their stories of strength and courage with the audience.



THOMAS’ CAREER STATISTICS

YEAR	TEAM	GP	GS	TACKLES					YDS	INT	INTERCEPTIONS				PD	FUMBLES		
				TOT	SOL	AST	SACKS	YDS			YDS	LG	TD	FF		FR	YDS	
2017	SF	14	12	41	34	7	3.0	9.0	0	0	—	0	0	0	0	1	0	
2018	SF	15	13	27	23	4	1.0	2.0	0	0	—	0	0	0	0	0	0	
TOTALS		29	25	68	57	11	4.0	11.0	0	0	—	0	0	0	0	1	0	

Milestones:

NFL Debut: vs. Car. (9/10/17); **First Start:** at Sea. (9/17/17); **First Sack:** at Arz. (10/1/17 – QB Carson Palmer); **First FR:** at LAR (12/31/17 – QB Sean Mannion)

THOMAS’ CAREER HIGHS

Total Tackles: 9 at Was. (10/15/17)

Solo: 7 at Was. (10/15/17)

Assists: 2 (2 times) Last vs. LAR (10/21/18)

Sacks: 1.0 (4 times) Last vs. Oak. (11/1/18)

Fumble Recoveries: 1 at LAR (12/31/17)

THOMAS’ TRANSACTIONS

Originally the first of two 1st-round (3rd overall) draft choices by SF in 2017.



2017

- Played in 14 games (12 starts) and registered 41 tackles, 3.0 sacks and 1 FR.
- Brought down Cardinals QB Carson Palmer at Arz. (10/1), notching the 1st sack of his career.
- Registered a career-high 9 tackles at Was. (10/15), while also notching his 2nd career sack, bringing down Redskins QB Kirk Cousins.
- Brought down Jaguars QB Blake Bortles for a 2-yd. loss vs. Jax. (12/24), marking his 3rd sack of the season.
- Notched his 1st career FR at LAR (12/31), jumping on a fumble by Rams QB Sean Mannion.

COLLEGE

Appeared in 27 games in three seasons at Stanford and registered 101 tackles, 11.5 sacks, 25.5 TFLs, 4 FRs and 2 TDs. In 2016, was named Second-Team All-America by *USA Today* and Third-Team All-America by the Associated Press. Also earned First-Team All-Pac-12 honors and the Morris Trophy award, a prestigious honor voted on by opposing Pac-12 offensive linemen. Appeared in all 13 games and registered 62 tackles, 8.0 sacks, 15 TFLs and 2 FRs. As a sophomore in 2015, appeared in all 14 games for the Cardinal and was named All-Pac-12 honorable mention after recording 39 tackles, 3.5 sacks, 10.5 TFLs and 2 FRs. Thomas did not see action as a freshman in 2014.

PERSONAL

- Attended Coppell (TX) HS, where he recorded 272 total tackles and was named second-team all-state in 2013. Also had 21 sacks throughout his final three years. Was named Second-Team All-USA by *USA Today* as a senior in 2013.
- Also lettered in basketball at Coppell.
- Son of Chris and Martha Thomas.
- Born Solomon Christopher Thomas (8/26/95) in Chicago, IL.
- Studied communications at Stanford.

INJURY REPORT

2017: Inactive vs. Arz. (11/5) & vs. NYG (11/12) with a knee injury.

THOMAS' GAME-BY-GAME

2017

Date	Opp	W/L	P/S	Tot	Sol	Ast	Sk	Yds	Int	Yds	PD	FF	FR	Yds
Sep 10	Car	L	1/0	2	2	0	0.0	0.0	0	0	0	0	0	0
Sep 17	at Sea	L	1/1	4	4	0	0.0	0.0	0	0	0	0	0	0
Sep 21	LAR	L	1/0	1	1	0	0.0	0.0	0	0	0	0	0	0
Oct 1	at Arz	L	1/1	5	5	0	1.0	2.0	0	0	0	0	0	0
Oct 8	at Ind	L	1/1	2	1	1	0.0	0.0	0	0	0	0	0	0
Oct 15	at Was	L	1/1	9	7	2	1.0	5.0	0	0	0	0	0	0
Oct 22	Dal	L	1/1	1	1	0	0.0	0.0	0	0	0	0	0	0
Oct 29	at Phi	L	1/1	2	1	1	0.0	0.0	0	0	0	0	0	0
Nov 5	Arz	L	—	—	—	—	INACTIVE (Knee)	—	—	—	—	—	—	—
Nov 12	NYG	W	—	—	—	—	INACTIVE (Knee)	—	—	—	—	—	—	—
Nov 26	Sea	L	1/1	2	2	0	0.0	0.0	0	0	0	0	0	0
Dec 3	at Chi	W	1/1	1	1	0	0.0	0.0	0	0	0	0	0	0
Dec 10	at Hou	W	1/1	2	1	1	0.0	0.0	0	0	0	0	0	0
Dec 17	Ten	W	1/1	3	2	1	0.0	0.0	0	0	0	0	0	0
Dec 24	Jax	W	1/1	6	5	1	1.0	2.0	0	0	0	0	0	0
Dec 31	at LAR	W	1/1	1	1	0	0.0	0.0	0	0	0	0	1	0
TOTALS			14/12	41	34	7	3.0	9.0	0	0	0	0	1	0



75
—
OL

LAKEN TOMLINSON

6-3 || 312 || DUKE

2.9.92 || CHICAGO, IL || 4TH YEAR || ACQUIRED TR IN '17 - DET

2018 HIGHLIGHTS

- Part of an offensive line that did not allow a sack on 22 passing atts. by QB Nick Mullens vs. Oak. (11/1). It marked the first time the team did not allow a sack since 12/31/17 at LAR (33 atts. - QB Jimmy Garoppolo).
- Tomlinson and the offensive line did not allow a sack on 39 atts. by QB Nick Mullens vs. NYG (11/12). It marked the first time since Weeks 3-4 of the 2000 season that the team did not allow a sack in consecutive weeks [34 atts. by QB Jeff Garcia at StL (9/17/00); 26 atts. by Garcia at Dal. (9/24/00)].

GOLDMINE

- NFL players had the opportunity to participate in the NFL's annual My Cause, My Cleats campaign during a designated home game between Weeks 13-15. Tomlinson and his teammates represented their respective causes with custom-designed cleats in an effort to raise awareness and funding.



- Tomlinson and his teammates joined Levi's in support of breast, colon and pediatric cancer warriors at the Crucial Catch Fashion Show presented by Dignity Health on October 2, 2018. 49ers players and cancer warriors took to the runway to show off their attire and share their stories of strength and courage with the audience.



TOMLINSON'S GOLDEN NUGGETS

- Was on the Track & Field team in high school where he participated in both the discus and shotput competitions.
- Moved to America from Jamaica when he was close to 11 years old, where was raised by his single mother in the Rogers Park section of Chicago, IL.
- Named Academic All-ACC all four years of his college career at Duke (2011-14).

GOLDMINE (CONTINUED)

- The 49ers joined forces with Martha's Kitchen of San Jose as part of their Community Tuesday kickoff event on September 11, 2018. Tomlinson and teammates took part in the event by serving dinner to nearly 200 residents in need, refilling beverages and bussing tables. Both the 49ers and Levi's Stadium partner with Martha's Kitchen throughout the year by donating excess food after stadium events. Martha's Kitchen's mission is to "feed the hungry with dignity, no questions asked, no judgements made."



- Growing up in Jamaica, Tomlinson always aspired to serve in the healthcare industry. After his football career, he plans to become a neurosurgeon. Tomlinson has always taken education seriously, commuting 90 minutes each day to and from school to receive a quality education in high school. He went on to graduate from Duke University with a bachelor's degree in evolutionary anthropology and psychology. While currently focused on football, Tomlinson still finds time to shadow doctors to help prepare for a career in the medical field after his retirement from the NFL. Professional athletes everywhere can look to Tomlinson as proof that balancing academics and athletics can be difficult but achievable. He enjoys being a role model for kids, but plans to take it a step further. "I want to improve the healthcare system in Jamaica. I believe it is the best way to directly help people in need and make a difference," said Tomlinson.



GOLDMINE (CONTINUED)

- In 2014, Tomlinson won the Orange Bowl-FWAA Courage Award which is presented by a select group of writers from the FWAA to an athlete that displays courage on and off the field, including overcoming an injury or living through hardship. “My mother has been the greatest influence on my life, and none of this recognition would be possible without her sacrifice, love and support,” said Tomlinson as he received the award. After growing up in Jamaica and moving to the United States when he was 10, he gives all the credit for who he is today to his mother. “It means the world to me to make her proud. If not for her, I could still be in Jamaica, living a life of poverty. Every time I go home or have an opportunity to talk to my mother, she always tells me before she hangs up, ‘Laken, I love you and I’m extremely proud of you and everything that you do for our family. Keep doing what you are doing. The Lord has a plan for you, Laken.’”



TOMLINSON’S CAREER STATISTICS

GAMES/STARTS – 62/54: 2015 (16/14); 2016 (16/10); 2017 (15/15); 2018 (15/15)

POSTSEASON GAMES/STARTS – 1/1: 2016 (1/1)

Additional Statistics:

Tackles – 2: 2015 (1); 2017 (1)

Fumble Recoveries – 1: 2018 (1)

Milestones:

NFL Debut: at SD (9/13/15); **First Start:** at SD (9/13/15)

TOMLINSON’S TRANSACTIONS

Originally a 1st-round (28th overall) draft choice by Det. in 2015...Traded to SF on 8/31/17... Signed a three-year contract extension through the 2021 season on 6/22/18.



2017 (SAN FRANCISCO)

- Started 15 games at LG and helped the 49ers offense register 349.2 yds. per game, the most by the team since 2012 (361.8).
- The 49ers offense rushed for 159 yds. on 19 carries (8.37 avg.) at Sea. (9/17). The team's 8.37 avg. yds. per carry was the 3rd highest avg. against the Seahawks all-time and it also marked the 6th highest single-game avg. by the team in franchise history.
- The 49ers offensive line helped pave the way vs. NYG (11/12) as the team registered a season-high 474 net yds. from scrimmage, including 186 yds. rushing. Also did not allow a sack on 25 atts. by QB C.J. Beathard.
- Part of an offensive line that amassed 461 net yds. of offense (169 rushing, 292 passing) and did not allow a sack at LAR (12/31).

2016 (DETROIT)

- Appeared in all 16 games for the 2nd consecutive season, making 10 starts along the offensive line.
- Started at RG vs. LAR (10/16), helping the Lions offense net 348 total yds. and make two 4th down conversions, while also allowing no sacks in the game.
- Was part of an offensive line that helped the Lions total 308 yds. of offense in a 16-13 victory vs. Min. (11/24).
- Started at LG vs. Chi. (12/11) and helped the Lions tally 114 total rushing yds.
- Started at LG for the 3rd consecutive game at Dal. (12/26).
- Started on an offensive line that allowed Detroit Lions QB Matthew Stafford to throw for 347 yds. and Detroit Lions RB Zach Zenner rush for a career-high 69 yds. and 1 TD vs. Green Bay (1/1/17).
- Started at LG in the Wild Card playoff game at Sea. (1/7/17 - NFC - WC).

2015 (DETROIT)

- Started in 4 of the team's 16 games in his 1st NFL season.
- Made his 1st career start along the offensive line at SD (9/13).
- Saw action at guard at Min. (9/20).
- Made his 2nd career start at LG at Sea. (10/5) along an offensive line that allowed no sacks.
- Started at LG vs. Chi. (10/18) where he contributed to an offense that produced 4 TDs, a season-high 546 yds. in total offense, including 155 rushing yds.
- Was part of an offensive line that helped produce 109 rushing yds. and 1 TD vs. Oak. (11/21).
- Started at LG vs. Phi. (11/22) as the offense produced 100-or-more yds. rushing for the 2nd straight game.
- Was part of an offensive line that helped the team reach 100-or-more yds. rushing in four-consecutive games at StL (12/13).

COLLEGE

Started all 52 games in which he appeared in during five years at Duke (2010-14). As a senior in 2014, was a consensus All-America selection and was named First-Team All-ACC by both the league's head coaches and Atlantic Coast Sports Media Association. Started all 13 games as Duke's offensive line led the nation in fewest TFLs allowed per game (3.15) and ranked 1st in the ACC in sacks allowed per passing att. (36.23) and 2nd in sacks allowed per game (1.00). Was named First-Team All-ACC as a junior in 2013. In 2012, played a team-high 1,048 total snaps while starting all 13 games at RG. As a redshirt-freshman in 2011, was named First-Team Freshman All-America by Sporting News after starting all 12 games at RG.

PERSONAL

- Attended Lane Technical College Prep (Chicago, IL) HS where he earned all-state honors as a senior from both the Illinois High School Football Coaches Association and Chicago Tribune after being named team MVP.
- At Lane, he also competed in track & field in discus and shot put.
- Born Laken Tomlinson (2/9/92) in Chicago, IL.
- Graduated from Duke with degrees in both evolutionary anthropology and psychology.



20
—
DB

JIMMIE WARD

5-11 || 193 || NORTHERN ILLINOIS


7.18.91 || MOBILE, AL || 5TH YEAR || ACQUIRED D-1 IN '14

AWARDS & HONORS

2015: Hazeltine Iron Man Award

GOLDMINE

- Ward and his teammates surprised guests of the CityTeam Men's Program and House of Grace on November 20, 2018, at Levi's Stadium. The group believed they were just taking a tour of the stadium, but they were in fact joining the 49ers players for a night full of exciting events. The guests received a makeover and haircut, selected a new outfit from Dockers, snapped a new headshot and then shared a Thanksgiving dinner with the 49ers players.



- Growing up in Mobile, AL, Ward knew when to separate himself from others in his neighborhood. Said Ward, "From where I come from, the neighborhood that I grew up in, a lot of people don't make it out. There's a lot of stuff. They either flunk out of school, end up having a child so they have to drop out of school and raise that child, or end up going to jail. It really just made me want to do something more than what my peers were doing." Ward would later surround himself with positive influences.
- Ward's family is no stranger to professional athletics. He is the cousin of former NBA player, Caron Butler. Butler, 10 years older than Ward, watched him grow up in Racine, WI, prior to Ward's move to Mobile, AL.
- While playing youth football, Ward went by the nickname 'Neko' and was teammates with former Alabama QB AJ McCarron with the Mobile Youth Football's Municipal Raiders. He played linebacker for the team that won multiple Youth Bowl Championships in Mobile.



WARD'S GOLDEN NUGGETS

- Named the 49ers Hazeltine Iron Man Award winner for the 2015 season. The award is named for former linebacker Matt Hazeltine, a 13-year performer who played more seasons at linebacker than any other 49ers player. Known for his durability and dedication, Hazeltine passed away in 1987 from ALS, and Bill Walsh established the award in his honor that year. The award is given annually to the most courageous and inspirational defensive player as voted upon by the defensive coaches.
- On the day he was selected by the 49ers in the 1st round of the 2014 NFL Draft, drove three hours to New Orleans to purchase a new purse for his mother's birthday. He said, "I never really bought her anything expensive, because you're a kid. Growing up you would write a card, color a card or just buy a card or simple flowers. That's the most I ever did. She likes purses, so I just decided to get her a purse. It really didn't matter how much it cost, you just wanted to see that smile." His act of generosity shows his true character. "I'm not a selfish person. I just like to see and make other people smile too. It makes me feel better as a person."
- Was best friends growing up with 49ers 2015 2nd round draft pick, S Jaquiski Tatt. The two were teammates at W.P. Davidson High School in Mobile, AL.

WARD'S GAME-BY-GAME

2018

Date	Opp	W/L	P/S	Tot	Sol	Ast	Sk	Yds	Int	Yds	PD	FF	FR	Yds
Sep 9	at Min	L	1/0	1	1	0	0.0	0.0	0	0	0	0	0	0
Sep 16	Det	W	1/0	0	0	0	0.0	0.0	0	0	0	0	0	0
Sep 23	at KC	L	1/1	2	1	1	0.0	0.0	0	0	0	0	0	0
Sep 30	at LAC	L	1/1	3	1	2	0.0	0.0	0	0	0	0	0	0
Oct 7	Arz	L	—	—	—	—	INACTIVE (Hamstring)	—	—	—	—	—	—	—
Oct 15	at GB	L	1/1	5	4	1	0.0	0.0	0	0	0	0	0	0
Oct 21	LAR	L	—	—	—	—	INACTIVE (Hamstring)	—	—	—	—	—	—	—
Oct 28	at Arz	L	1/1	3	3	0	0.0	0.0	0	0	0	0	0	0
Nov 1	Oak	W	1/1	3	3	0	0.0	0.0	0	0	0	0	0	0
Nov 12	NYG	L	1/1	5	4	1	0.0	0.0	0	0	0	0	0	0
Nov 25	at TB	L	1/1	1	1	0	0.0	0.0	0	0	0	0	0	0
PLACED ON INJURED RESERVE (Forearm) ON 11/27														
TOTALS				9/7	23	18	5	0.0	0.0	0	0	0	0	0



WARD'S CAREER STATISTICS

TACKLES									INTERCEPTIONS					FUMBLES		
YEAR	TEAM	GP	GS	TOT	SOL	AST	SACKS	YDS	INT	YDS	LG	TD	PD	FF	FR	YDS
2014	SF	8	0	23	17	6	0.0	0.0	0	0	—	0	2	0	0	0
2015	SF	16	8	65	51	14	1.0	9.0	1	29	29t	1	5	0	0	0
2016	SF	11	10	64	49	15	1.0	7.0	1	8	8	0	12	0	0	0
2017	SF	7	6	32	27	5	0.0	0.0	0	0	—	0	1	0	1	43
2018	SF	9	7	23	18	5	0.0	0.0	0	0	—	0	0	0	0	0
TOTALS		51	31	207	162	45	2.0	16.0	2	37	29t	1	20	0	1	43

Additional Statistics:

Special Teams Tackles – 10: 2014 (3); 2015 (4); 2016 (2); 2018 (1)

Special Teams Forced Fumbles – 1: 2016 (1)

Special Teams Fumble Recoveries – 2: 2016 (1); 2018 (1)

Milestones:

NFL Debut: at Dal. (9/7/14); **First Start:** vs. Min. (9/14/15); **First INT:** at Chi. (12/6/15 – QB Jay Cutler); **First INT Returned for a TD:** at Chi. (12/6/15 – QB Jay Cutler); **First Sack:** vs. Cin. (12/20/15 – QB AJ McCarron); **First FR:** at Was. (10/15/17 – TE Vernon Davis)

WARD'S CAREER HIGHS

Total Tackles: 12 vs. NYJ (12/11/16)

Solo: 9 vs. NYJ (12/11/16)

Assists: 3 (4 times) Last vs. NYJ (12/11/16)

Sacks: 1.0 (2 times) Last vs. NYJ (12/11/16)

Interceptions: 1 (2 times) Last vs. NYJ (12/11/16)

Interception Yards: 29t at Chi. (12/6/15)

Fumble Recoveries: 1 at Was. (10/15/17)

Passes Defensed: 4 at Arz. (11/13/16)

Interception Return For TD: 29t at Chi. (12/6/15)

WARD'S TRANSACTIONS

Originally a 1st-round (30th overall) draft choice by SF in 2014...Placed on the Injured Reserve List on 11/15/14...Placed on the Injured Reserve List on 12/20/16...Placed on the Injured Reserve List on 11/1/17.



2017

- Played in 7 games (6 starts) and registered 32 tackles, 1 FR and 1 PD before being placed on the Injured Reserve List on 11/1.
- Tallied his 1st career FR at Was. (10/15), scooping up a fumble by Redskins TE Vernon Davis. He returned it 43 yds. and set up a 1-yd. TD run by RB Carlos Hyde on the ensuing play. His 43-yd. return was the longest fumble return by the 49ers since 10/27/13 (at Jax. - LB Dan Skuta - 47 yds.).

2016

- Appeared in 11 games (10 starts) and recorded 64 tackles, 1.0 sack, 1 INT and a career-high 12 PDs before being placed on the Injured Reserve List on 12/20 with a shoulder injury.
- Registered 9 tackles and a career-high 4 PDs at Arz. (11/13).
- Recorded his 1st career special teams forced fumble and fumble recovery at Chi. (12/4), knocking the ball loose from WR Deonte Thompson on a kickoff return. It marks the 2nd consecutive year that he has registered a takeaway in Chicago [29-yd. INT return for TD at Chi. (12/6/15)].
- Totaled a career-high 12 tackles, 1 INT, 1.0 sack and 3 PDs vs. NYJ (12/11). On the opening possession of the game, intercepted QB Bryce Petty and returned it 8 yds., marking his 1st INT of the year and 2nd of his career. In the 2nd Qtr., sacked Petty for a 7-yd. loss, his 1st sack of the season and 2nd of his career. With 1 INT and 1.0 sack, he became the 1st 49er to record an INT and a sack in the same game since LB NaVorro Bowman at Arz. (12/29/13 - 1 INT and 1.0 sack).

2015

- Saw action in all 16 games with a career-high 8 starts and set new single-season highs with 65 tackles, 1 INT, 5 PDs and 1.0 sack.
- Intercepted Bears QB Jay Cutler and returned it 29 yds. for a TD, marking his 1st career INT and 1st career TD at Chi. (12/6).
- Registered 7 tackles and added his 1st career sack vs. Cin. (12/20), brining down Bengals QB AJ McCarron for a 9-yd. loss.
- Set a career high with 8 tackles vs. StL (1/3/16) and added 1 PD.

2014

- Played in 8 games and registered 23 tackles and 2 PDs.

COLLEGE

Played in 55 games (39 starts - 12 at CB and 27 at S) and totaled 320 tackles, 11 INTs, including 1 returned for a TD, 2.0 sacks, 4 FFs, 1 FR, 26 PDs, 6 TFLs and 4 blocked kicks for the Huskies. As a senior, Ward ranked 7th in the nation with 7 INTs, en route to earning Second-Team All-America and First-Team All-MAC honors. Started all 14 games at safety, and recorded a team-high 95 tackles, while adding 1.0 sack, 2.5 TFLs and led the conference with 10 PDs. In 2012, earned Third-Team All-America honors from the NFL Draft Report and was a First-Team All-MAC selection. Notched a career-high 104 tackles to lead the Huskies defense, and added 3 INTs, 1 FF, 11 PDs and 1 TFL. As a sophomore, earned Second-Team All-MAC honors, and played in 14 games, starting 12 at CB. Registered 100 tackles, 1.0 sack, 1 INT, 1 FF, 4 PDs and 2.5 TFLs. As a true freshman, saw action in all 14 games, tallied 21 tackles, 1 FF, 1 PD and blocked a school-record 3 punts. Named NIU's 2010 Special Teams Player of the Year and Freshman of the Year.

PERSONAL

- Majored in general studies at Northern Illinois.
- Attended W.P. Davidson (Mobile, AL) HS where he was selected as an honorable mention Class 6A All-State defensive back by the Alabama Sportswriters Association as a senior.
- Also named to the Moblie Press Register's All-Region 4A-6A team following his junior and senior years.
- Born Jimmie Neko Suave Ward (7/18/91) in Racine, WI.

INJURY REPORT

- 2014:** Inactive at Den. (10/19) with a quadricpe injury. Placed on the Injured Reserve List on 11/15 with a foot injury.
- 2016:** Inactive 3 games [vs. Dal. (10/2), vs. Arz. (10/6) and at Buf. (10/16)] with a quadricpe injury. Placed on the Injured Reserve List on 12/20 with a shoulder injury.
- 2017:** Inactive vs. Car. (9/10) with a hamstring injury. Placed on the Injured Reserve List on 11/1 with an arm injury.
- 2018:** Inactive two games [vs. Arz. (10/7) and vs. LAR (10/21)] with a hamstring injury. Placed on the Injured Reserve on 11/27 with a forearm injury.



WARD'S GAME-BY-GAME

2014

Date	Opp	W/L	P/S	Tot	Sol	Ast	Sk	Yds	Int	Yds	PD	FF	FR	Yds
Sep 7	at Dal	W	1/0	2	1	1	0.0	0.0	0	0	0	0	0	0
Sep 14	Chi	L	1/0	4	2	2	0.0	0.0	0	0	0	0	0	0
Sep 21	at Arz	L	1/0	3	2	1	0.0	0.0	0	0	2	0	0	0
Sep 28	Phi	W	1/0	3	3	0	0.0	0.0	0	0	0	0	0	0
Oct 5	KC	W	1/0	3	2	1	0.0	0.0	0	0	0	0	0	0
Oct 13	at StL	W	1/0	4	4	0	0.0	0.0	0	0	0	0	0	0
Oct 19	at Den	L	—	—	—	—	INACTIVE (Quad)	—	—	—	—	—	—	—
Nov 2	StL	L	1/0	1	1	0	0.0	0.0	0	0	0	0	0	0
Nov 9	at NO	W	1/0	3	2	1	0.0	0.0	0	0	0	0	0	0
PLACED ON INJURED RESERVE (Foot) ON 11/15														
TOTALS			8/0	23	17	6	0.0	0.0	0	0	2	0	0	0

2015

Date	Opp	W/L	P/S	Tot	Sol	Ast	Sk	Yds	Int	Yds	PD	FF	FR	Yds
Sep 14	Min	W	1/1	3	1	2	0.0	0.0	0	0	0	0	0	0
Sep 20	at Pit	L	1/0	1	1	0	0.0	0.0	0	0	0	0	0	0
Sep 27	at Arz	L	1/0	0	0	0	0.0	0.0	0	0	0	0	0	0
Oct 4	GB	L	1/1	5	3	2	0.0	0.0	0	0	1	0	0	0
Oct 11	at NYG	L	1/0	7	7	0	0.0	0.0	0	0	0	0	0	0
Oct 18	Bal	W	1/0	4	4	0	0.0	0.0	0	0	0	0	0	0
Oct 22	Sea	L	1/0	4	2	2	0.0	0.0	0	0	0	0	0	0
Nov 1	at StL	L	1/1	3	2	1	0.0	0.0	0	0	0	0	0	0
Nov 8	Atl	W	1/1	7	7	0	0.0	0.0	0	0	1	0	0	0
Nov 22	at Sea	L	1/0	3	3	0	0.0	0.0	0	0	0	0	0	0
Nov 29	Arz	L	1/0	5	4	1	0.0	0.0	0	0	1	0	0	0
Dec 6	at Chi	W	1/0	3	1	2	0.0	0.0	1	29	0	0	0	0
Dec 13	at Cle	L	1/1	3	2	1	0.0	0.0	0	0	0	0	0	0
Dec 20	Cin	L	1/1	7	6	1	1.0	9.0	0	0	1	0	0	0
Dec 27	at Det	L	1/1	2	2	0	0.0	0.0	0	0	0	0	0	0
Jan 3	StL	W	1/1	8	6	2	0.0	0.0	0	0	1	0	0	0
TOTALS			16/8	65	51	14	1.0	9.0	1	29	5	0	0	0

2016

Date	Opp	W/L	P/S	Tot	Sol	Ast	Sk	Yds	Int	Yds	PD	FF	FR	Yds
Sep 12	LAR	W	1/1	2	2	0	0.0	0.0	0	0	2	0	0	0
Sep 18	at Car	L	1/1	11	8	3	0.0	0.0	0	0	0	0	0	0
Sep 25	at Sea	L	1/1	1	1	0	0.0	0.0	0	0	1	0	0	0
Oct 2	Dal	L	—	—	—	—	INACTIVE (Quad)	—	—	—	—	—	—	—
Oct 6	Arz	L	—	—	—	—	INACTIVE (Quad)	—	—	—	—	—	—	—
Oct 16	at Buf	L	—	—	—	—	INACTIVE (Quad)	—	—	—	—	—	—	—
Oct 23	TB	L	1/0	3	3	0	0.0	0.0	0	0	0	0	0	0
Nov 6	NO	L	1/1	6	5	1	0.0	0.0	0	0	1	0	0	0
Nov 13	at Arz	L	1/1	9	6	3	0.0	0.0	0	0	4	0	0	0
Nov 20	NE	L	1/1	6	6	0	0.0	0.0	0	0	1	0	0	0
Nov 27	at Mia	L	1/1	5	3	2	0.0	0.0	0	0	0	0	0	0
Dec 4	at Chi	L	1/1	7	4	3	0.0	0.0	0	0	0	0	0	0
Dec 11	NYJ	L	1/1	12	9	3	1.0	7.0	1	8	3	0	0	0
Dec 18	at Atl	L	1/1	2	2	0	0.0	0.0	0	0	0	0	0	0

PLACED ON INJURED RESERVE (Shoulder) ON 12/20


TOTALS			11/10	64	49	15	1.0	7.0	1	8	12	0	0	0
---------------	--	--	--------------	-----------	-----------	-----------	------------	------------	----------	----------	-----------	----------	----------	----------

2017

Date	Opp	W/L	P/S	Tot	Sol	Ast	Sk	Yds	Int	Yds	PD	FF	FR	Yds
Sep 10	Car	L	—	—	—	—	INACTIVE (Hamstring)	—	—	—	—	—	—	—
Sep 17	at Sea	L	1/0	5	3	2	0.0	0.0	0	0	1	0	0	0
Sep 21	LAR	L	1/1	7	7	0	0.0	0.0	0	0	0	0	0	0
Oct 1	at Arz	L	1/1	4	4	0	0.0	0.0	0	0	0	0	0	0
Oct 8	at Ind	L	1/1	4	3	1	0.0	0.0	0	0	0	0	0	0
Oct 15	at Was	L	1/1	3	2	1	0.0	0.0	0	0	0	0	1	43
Oct 22	Dal	L	1/1	6	6	0	0.0	0.0	0	0	0	0	0	0
Oct 29	at Phi	L	1/1	3	2	1	0.0	0.0	0	0	0	0	0	0

PLACED ON INJURED RESERVE (Arm) ON 11/1

TOTALS			7/6	32	27	5	0.0	0.0	0	0	1	0	1	43
---------------	--	--	------------	-----------	-----------	----------	------------	------------	----------	----------	----------	----------	----------	-----------



48
LB

FRED WARNER

6-3 || 236 || BRIGHAM YOUNG

11.19.96 || SAN MARCOS, CA || ROOKIE || ACQUIRED D-3A IN '18

CAREER HIGHLIGHTS

- Became the first rookie since 2000 to begin his career with 4 consecutive games of at least 10 tackles, according to Gamebook Statistics.

2018 HIGHLIGHTS

- Registered 12 tackles, 1 FF and 1 PD in his NFL debut at Min. (9/9). Became the first 49ers defender to register 10-or-more tackles, 1-or-more FF and 1-or-more PD in a single game since 2013 [NaVorro Bowman at Arz. (12/29/13)].
- With 10 tackles at LAC (9/30), he became the first rookie since 2000 to begin his career with four consecutive games of at least 10 tackles.
- Recovered a fumble by Cardinals TE Jermaine Gresham at Arz. (10/28), marking his 1st career FR.

GOLDMINE

- The 49ers worked alongside the humanitarian-relief organization Convoy of Hope on December 4, 2018, and hosted 1,500 guests in need from Bay Area nonprofits and schools at Levi's® Stadium for a free holiday resource fair. Warner and his 49ers teammates distributed groceries, toys, books, shoes and other holiday offerings to the guests. The attendees also received haircuts, utilized health resources and took family portraits or professional headshots. Convoy of Hope is a nonprofit organization that directs children's feeding initiatives, hosts community outreach programs and provides disaster response resources to those in need in the Bay Area and throughout the world.



WARNER'S GOLDEN NUGGETS

- Caught the attention of BYU coaches after a die-hard BYU fan and family friend sent Warner's highlight tape to the coaches and was later offered a scholarship.
- At BYU, was roommates with his younger brother Troy, who plays cornerback for the Cougars.
- Warner participated in BYU's True Blue Heroes program, which visited the Utah state prison, and traveled to Harlem with BYU head coach Kalani Sitake, who spoke at schools in the area and held football clinics for Harlem Jets Athletics in New York. Said Warner, "Some of the prisoners follow football and actually know about some of the guys on the team. And they want to get better. So we speak to them about life and hardships. We talk about overcoming adversity. Hopefully, we help someone."

WARNER'S GAME-BY-GAME

2018

Date	Opp	W/L	P/S	Tot	Sol	Ast	Sk	Yds	Int	Yds	PD	FF	FR	Yds	
Sep 9	at Min	L	1/1	12	11	1	0.0	0.0	0	0	1	1	0	0	
Sep 16	Det	W	1/1	10	8	2	0.0	0.0	0	0	0	0	0	0	
Sep 23	at KC	L	1/1	11	9	2	0.0	0.0	0	0	1	0	0	0	
Sep 30	at LAC	L	1/1	10	4	6	0.0	0.0	0	0	0	0	0	0	
Oct 7	Arz	L	1/1	3	3	0	0.0	0.0	0	0	0	0	0	0	
Oct 15	at GB	L	1/1	4	3	1	0.0	0.0	0	0	0	0	0	0	
Oct 21	LAR	L	1/1	8	4	4	0.0	0.0	0	0	0	0	0	0	
Oct 28	at Arz	L	1/1	7	6	1	0.0	0.0	0	0	0	0	1	0	
Nov 1	Oak	W	1/1	7	7	0	0.0	0.0	0	0	1	0	0	0	
Nov 12	NYG	L	1/1	4	2	2	0.0	0.0	0	0	2	0	0	0	
Nov 25	at TB	L	1/1	7	6	1	0.0	0.0	0	0	1	0	0	0	
Dec 2	at Sea	L	1/1	8	2	6	0.0	0.0	0	0	0	0	0	0	
Dec 9	Den	W	1/1	4	3	1	0.0	0.0	0	0	0	0	0	0	
Dec 16	Sea	W	1/1	9	4	5	0.0	0.0	0	0	0	0	0	0	
Dec 23	Chi	L	1/1	4	2	2	0.0	0.0	0	0	0	0	0	0	
Dec 30	at LAR														
TOTALS				15/15	108	74	34	0.0	0.0	0	0	6	1	1	0



GOLDMINE (CONTINUED)

- Warner and his teammates surprised guests of the CityTeam Men's Program and House of Grace on November 20, 2018, at Levi's Stadium. The group believed they were just taking a tour of the stadium, but they were in fact joining the 49ers players for a night full of exciting events. The guests received a makeover and haircut, selected a new outfit from Dockers, snapped a new headshot and then shared a Thanksgiving dinner with the 49ers players.



- The 49ers joined forces with Martha's Kitchen of San Jose as part of their Community Tuesday kickoff event on September 11, 2018. Warner and teammates took part in the event by serving dinner to nearly 200 residents in need, refilling beverages and bussing tables. Both the 49ers and Levi's Stadium partner with Martha's Kitchen throughout the year by donating excess food after stadium events. Martha's Kitchen's mission is to "feed the hungry with dignity, no questions asked, no judgements made."



- Warner and his fellow rookies participated in the annual 49ers Mentorship Academy on September 18, 2018. The Mentorship Academy, partnering with USA Football, is a three-step program designed to provide high school football players with the opportunity to develop the skills necessary to succeed and be leaders on and off the field. The rookie class invited the high schoolers to the team facility, where they shared opinions and lessons over a meal and fun competitions.



- Warner credits his mother, Laura, as the number one influence in his life. He notes that his mother raised him and his siblings all by herself while making sacrifices along the way. "She taught all of us about hard work," Warner said. On draft day, Laura was by Fred's side as he was selected by the 49ers in the third round. "She was right next to me," he said. "She got the first hug."



- Warner was one of 146 college football players nominated for the 2017 Allstate American Football Coaches Association Good Works Team, one of the most prestigious off-the-field honors in college football. "I don't come from the best background, but others come from much worse situations than me," he said. "So being on the platform that I'm on, to be able to give back and help other people, it's what I'm all about."



WARNER'S CAREER STATISTICS

YEAR	TEAM	GP	GS	TACKLES				SACKS	YDS	INT	INTERCEPTIONS				PD	FUMBLES		
				TOT	SOL	AST	YDS				YDS	LG	TD	FF		FR	YDS	
2018	SF	15	15	108	74	34	0.0	0.0	0	0	—	0	6	1	1	0		
TOTALS		15	15	108	74	34	0.0	0.0	0	0	—	0	6	1	1	0		

Additional Statistics:

Special Teams Tackles – 1: 2018 (1)

Milestones:

NFL Debut: at Min. (9/9/18); **First Start:** at Min. (9/9/18); **First FF:** at Min. (9/9/18 – RB Dalvin Cook); **First FR:** at Arz. (10/28/18 – TE Jermaine Gresham)

WARNER'S CAREER HIGHS

Total Tackles: 12 at Min. (9/9/18)

Solo: 11 at Min. (9/9/18)

Assists: 6 (2 times) Last at Sea. (12/2/18)

Passes Defensed: 2 vs. NYG (11/12/18)

Forced Fumbles: 1 at Min. (9/9/18)

WARNER'S TRANSACTIONS

Originally a 3rd-round (70th overall) draft choice by SF in 2017.



COLLEGE

Played in 49 games (42 starts) in four years at BYU and registered 264 tackles, 32.0 TFLs, 6.5 sacks, 7 INTs (returning 2 for TDs), 5 FRs, 3 FFs and 13 PDs. His 7 career INTs rank 2nd in school history among LBs. In 2017, was named a team captain and started all 13 games, notching 87 tackles, 9.0 TFLs, 1.0 sack, 1 INT, 1 FF, 1 FR and 5 PDs. As a junior, started all 13 games and notched 86 tackles, 10.5 TFLs, 1.5 sacks, 3 INTs (returning 1 for a TD), 2 FFs and 6 PDs. In 2015, played in all 13 games (12 starts) and tallied 67 tackles, 11.5 TFLs, 4.0 sacks, 2 INTs, 4 FRs and 1 PD. As a freshman, played in 10 games (4 starts) and registered 24 tackles, 1.0 TFL, 1 INT which was returned for a TD and 1 PD.



PERSONAL

- Attended Mission Hills (San Marcos, CA) HS, where he was named Avocado East League Defensive Player of the Year and the All-San Diego Section Defensive Player of the Year. Also earned First-Team All-California honors from *USA Today*.
- His younger brother, Troy, is a CB on the BYU football team.
- Born Federico Anthony Warner (11/19/96) in San Marcos, CA.
- Graduated with a bachelor's degree in exercise and wellness from BYU.



97

LB

DEKODA WATSON

6-2 || 245 || FLORIDA STATE

3.3.88 || AIKEN, SC || 9TH YEAR || ACQUIRED FA IN '17

AWARDS & HONORS

2012: NFC Special Teams Player of the Month (November)

2017: 49ers Community Relations Family Service Award

CAREER HIGHLIGHTS

- As a member of the Tampa Bay Buccaneers, earned NFC Special Teams Player of the Month for November of 2012 after recording two special teams tackles and a punt block vs. SD (11/11) and recovering a fumble on special teams at Car. (11/18).

2018 HIGHLIGHTS

- Making his season debut vs. Oak. (11/1), registered a single game career-high 1.5 sacks, along with 4 tackles and 1 FF.
- Shared a sack of Giants QB Eli Manning vs. NYG (11/12).

GOLDMINE

- Dedicated to giving back to his hometown community of Aiken County, SC, Watson created the Koda's Kids Foundation to provide opportunities for success for underprivileged youth. Founded in 2012, Koda's Kids aims to give back through the awards of scholarships, the promotion of education and strong work ethic, the encouragement of health and fitness, football fundamentals and safety, and the teaching of life skills and positive character traits. Each year, Koda's Kids provides a scholarship to one student from each of the seven high schools in Aiken County and surrounding areas as well as holds a football and cheerleading camp to promote physical fitness and education. For more information on Koda's Kids Foundation, visit www.kodaskids.org.
- After posing for a photoshoot, Watson and his teammates joined Levi's in support of breast, colon and pediatric cancer warriors at the Crucial Catch Fashion Show presented by Dignity Health on October 2, 2018. 49ers players and cancer warriors took to the runway to show off their attire and share their stories of strength and courage with the audience.



WATSON'S GOLDEN NUGGETS

- Founded the Koda's Kids Foundation in 2012 to provide opportunities for underprivileged youth in his hometown of Aiken, SC.
- Has made his name as a special teams ace, leading the Tampa Bay Buccaneers with 19 special teams tackles in 2010 and the Denver Broncos with 11 special teams tackles in 2016.

WATSON'S GAME-BY-GAME

2018

Date	Opp	W/L	P/S	Tot	Sol	Ast	Sk	Yds	Int	Yds	PD	FF	FR	Yds
Sep 9	at Min	L	—									—	—	—
Sep 16	Det	W	—									—	—	—
Sep 23	at KC	L	—									—	—	—
Sep 30	at LAC	L	—									—	—	—
Oct 7	Arz	L	—									—	—	—
Oct 15	at GB	L	—									—	—	—
Oct 21	LAR	L	—									—	—	—
Oct 28	at Arz	L	—									—	—	—

ACTIVATED FROM THE INJURED RESERVE LIST ON 11/1

Nov 1	Oak	W	1/0	4	3	1	1.5	6.0	0	0	0	1	0	0
Nov 12	NYG	L	1/0	2	1	1	0.5	4.0	0	0	0	0	0	0
Nov 25	at TB	L	1/0	0	0	0	0.0	0.0	0	0	0	0	0	0
Dec 2	at Sea	L	1/0	0	0	0	0.0	0.0	0	0	0	0	0	0

PLACED ON INJURED RESERVE (Calf) ON 11/27

TOTALS														
	4/0	6	4	2	2.0	10.0	0	0	0	0	1	0	0	0

GOLDMINE (CONTINUED)

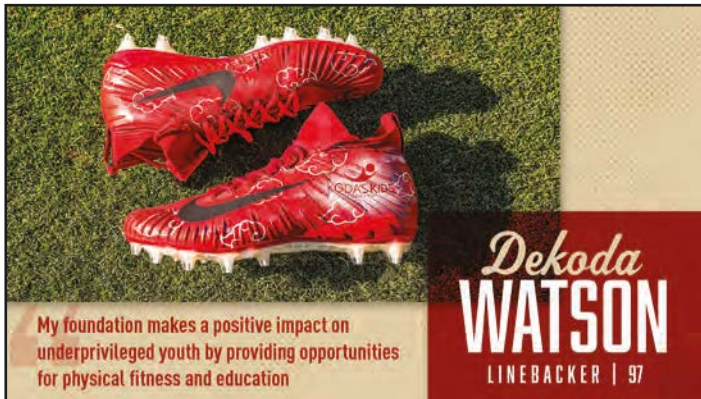
- On a hunting trip with his father, Greg, in New Zealand, Watson was reminded about the bond between a father and son. Watson's father taught him how important family is and that's how he approaches parenting today. "Some may wonder why I take so much pride in raising my son," said Watson. "This is pure testimony to why. Connection between a father and son is sacred and should be cherished at all levels of life. Raise your son right and trust me the trend will continue from generation to generation!"





GOLDMINE (CONTINUED)

- During all Week 13 games in 2017, NFL players had the chance to share the causes that are important to them as part of the NFL's My Cause, My Cleats campaign. The initiative was a culmination of collaborative work between the NFL and players across the league. "My foundation makes a positive impact on underprivileged youth by providing opportunities for physical fitness and education," said Watson.



- As part of the 49ers annual Thanksgiving celebrations, Watson and his teammates visited Cityteam San Jose to serve a holiday feast to over 300 people in need. Guests enjoyed turkey along with all of the usual holiday sides, while getting to know the 49ers.



- An avid outdoorsman, Watson thoroughly enjoys hunting deer and boar, among other animals. In addition to hunting, he often goes fishing. After mastering line fishing, he moved onto fly fishing in 2016.



- As part of Salute to Service Month, Watson, along with his teammates and general manager, John Lynch, visited the USO office at the San Jose Military Entrance Processing Station to spend time with military applicants and their families as they took the Oath of Enlistment and shipped off to basic training.



- One of Watson's major hobbies off the field is an indoor sport, bowling. You can typically find him lining up in a nearby bowling alley with his custom bowling balls. He even joined local Bay Area bowling leagues with teammates WR Pierre Garçon and RB Raheem Mostert.



- In October of 2017, the 49ers partnered with Bags of Fun to deliver backpacks to children undergoing treatment at Lucile Packard Children's Hospital. Each bag was personalized with educational, interactive and fun toys to provide joy, laughter and relief from the stress and anxiety of being in the hospital. Watson and his teammates spent time with patients receiving Bags of Fun and other families in the hospital to uplift them during a difficult time.





GOLDMINE (CONTINUED)

- In honor of the NFL's Crucial Catch campaign, the 49ers hosted a fashion show on Tuesday, October 17th, 2017, featuring breast cancer and pediatric cancer warriors in apparel donated by Levi's®. Watson, along with his 49ers teammates, walked the runway with cancer warriors as they shared their stories of strength and courage with the audience.



WATSON'S CAREER STATISTICS

TACKLES									INTERCEPTIONS					FUMBLES		
YEAR	TEAM	GP	GS	TOT	SOL	AST	SACKS	YDS	INT	YDS	LG	TD	PD	FF	FR	YDS
2010	TB	15	1	17	12	5	0.0	0.0	0	0	—	0	2	0	0	0
2011	TB	14	2	20	13	7	1.0	7.0	0	0	—	0	3	1	1	7
2012	TB	16	0	2	2	0	0.0	0.0	0	0	—	0	0	0	0	0
2013	TB	15	3	37	29	8	2.0	12.0	1	0	0	0	1	1	0	0
2014	JAX/DAL	10	1	8	3	5	0.0	0.0	0	0	—	0	0	0	0	0
2015	NE	3	0	0	0	0	0.0	0.0	0	0	—	0	0	0	0	0
2016	DEN	16	0	6	5	1	1.0	7.0	0	0	—	0	0	1	0	0
2017	SF	14	0	4	3	1	0.0	0.0	0	0	—	0	0	0	0	0
2018	SF	4	0	6	4	2	2.0	10.0	0	0	—	0	0	1	0	0
TOTALS		107	7	100	71	29	6.0	36.0	1	0	0	0	6	4	1	7

PLAYOFFS

YEAR	TEAM	GP	GS	TACKLES					INT	INTERCEPTIONS					FUMBLES		
				TOT	SOL	AST	SACKS	YDS		YDS	LG	TD	PD	FF	FR	YDS	
2014	DAL	2	0	0	0	0	0.0	0.0	0	0	—	0	0	0	0	0	0
2015	NE	2	0	1	0	1	0.0	0.0	0	0	—	0	0	0	0	0	0
TOTALS		4	0	1	0	1	0.0	0.0	0	0	—	0	0	0	0	0	0

Additional Statistics:

Special Teams Tackles: Regular Season – 60: 2010 (19); 2011 (4); 2012 (7); 2013 (5); 2014 (6); 2015 (2); 2016 (11); 2017 (6); Postseason – 1: 2015 (1)

Special Teams Fumble Recoveries – 3: 2012 (2); 2013 (1)

Punt Blocks – 3: 2012 (2); 2013 (1)

Milestones:

NFL Debut: vs. Cle. (9/12/10); **First Start:** vs. Car. (11/14/10); **First Sack:** vs. Atl. (9/25/11 – QB Matt Ryan); **First FF:** vs. Atl. (9/25/11 – QB Matt Ryan); **First FR:** vs. Dal. (12/17/11 – QB Tony Romo); **First FR Returned for a TD:** vs. Dal. (12/17/11 – QB Tony Romo); **First INT:** vs. NO (9/15/13 – QB Drew Brees)

WATSON'S CAREER HIGHS

Total Tackles: 11 vs. SF (12/15/13)

Solo: 9 vs. SF (12/15/13)

Assists: 5 (2 times) Last at Was. (9/14/14)

Passes Defensed: 1 (6 times) Last vs. NO (9/15/13)

Forced Fumbles: 1 (4 times) Last vs. Oak. (11/1/18)

Fumble Recoveries: 1 vs. Dal. (12/17/11)

Sacks: 1.5 vs. Oak. (11/1/18)

Interceptions: 1 vs. NO (9/15/13)

Interception Yards: 0 vs. NO (9/15/13)

Long Interception Return: 0 vs. NO (9/15/13)

WATSON'S TRANSACTIONS

Originally a 7th-round (217th overall) draft choice by TB in 2010...Signed by Jax. on 3/12/14...Waived by Jax. on 11/11/14...Signed by Dal. on 11/14/14...Waived by Dal. on 5/8/15...Signed by NE on 5/12/15...Waived by NE on 8/31/15...Signed by NE on 9/16/15...Released by NE on 9/30/15...Signed by NE on 12/29/15...Signed by Den. on 5/16/16...Signed a three-year deal with SF on 3/17/17 ... Placed on the Injured Reserve List on 9/8/18...Placed on the Injured Reserve/Designated for Return List on 10/17/18...Activated to the active roster from the Injured Reserve/Designated for Return List on 11/1...Placed on the Injured Reserve List on 12/5/18.



2017 (SAN FRANCISCO)

- Played in 14 games and registered 4 tackles while adding 6 special teams tackles.

2016 (DENVER)

- Appeared in all 16 games for the 2nd time in his career and led the team with 11 special teams tackles while adding 6 tackles, 1.0 sack and 1 FF on defense.
- Recorded 3 tackles, 1.0 sack and 1 FF vs. Oak. (1/1/17), registering a strip-sack of Raiders QB Connor Cook.

2015 (NEW ENGLAND)

- Appeared in 3 regular season games, recording 2 special teams tackles. Saw action in both postseason contests and registered 1 tackle on defense and 1 tackle on special teams.

2014 (JACKSONVILLE/DALLAS)

- Saw action in 10 games (1 start) with Jax. and Dal. and totaled 8 tackles on defense and 6 tackles on special teams.
- Appeared in 9 games with Jax. and recorded 8 tackles before being waived on 11/11.
- Signed by Dal. on 11/14 and started 1 game in the regular season while seeing action in both postseason contests.

2013 (TAMPA BAY)

- Saw action in 15 games (3 starts) and recorded career highs in tackles (37) and sacks (2.0) while adding 1 INT, 1 PD and 1 FF. Added 5 tackles, 1 FR and 1 blocked punt on special teams.
- Registered 3 tackles and 1.0 sack at NYJ (9/8), taking down Jets QB Geno Smith for an 11-yd. loss.
- Notched the 1st INT of his career vs. NO (9/15), picking off Saints QB Drew Brees.
- Recorded the 3rd blocked punt of his career vs. Atl. (11/17).
- Totaled a career-high 11 tackles vs. SF (12/15).

2012 (TAMPA BAY)

- Appeared in all 16 games for the 1st time in his career and registered 2 tackles on defense and 7 tackles on special teams.
- Earned NFC Special Teams Player of the Month for November after recording two special teams tackles and a punt block vs. SD (11/11) and recovering a fumble on special teams at Car. (11/18).
- Blocked his 2nd punt of the season at Atl. (12/30), becoming the 3rd player in the NFL since 2007 to block multiple punts in the same season [CB Charles Tillman (Chi.) - 2007; DE Bryan Braman (Hou.) - 2012].
- Recovered a fumble on special teams vs. Phi. (12/9).

2011 (TAMPA BAY)

- Appeared in 14 games (2 starts) and recorded 20 tackles, 3 PDs, 1.0 sack, 1 FF and 1 FR for a TD.
- Registered his 1st career sack vs. Atl. (9/25), taking down Falcons QB Matt Ryan for a 7-yd. loss. He also knocked the ball loose from Ryan on the sack to record the 1st FF of his career.
- Notched his 1st career FR and returned it 7 yds. for a TD vs. Dal. (12/17).

2010 (TAMPA BAY)

- Saw action in 15 games (1 start) and totaled 17 tackles on defense and 19 tackles on special teams as a rookie.
- Made the 1st start of his NFL career vs. Car. (11/14) and recorded 3 tackles on defense and 3 tackles on special teams.

COLLEGE

Appeared in 47 games (32 starts) at Florida State. Totaled 184 tackles, 11.5 sacks, 10 PDs, 3 FRs, 3 blocked kicks and 2 INTs during his four-year career. Appeared in 13 games (12 starts) as a senior in 2009 and recorded 65 tackles, 13 TFLs and 6.5 sacks to earn Second-Team All-ACC honors. Saw action in 10 games in 2008 and registered 46 tackles, 8.0 TFLs, 4 PDs and 1 INT. In 2007, started all 12 games and recorded 50 tackles, 8.0 TFLs, 5 PDs, 3.0 sacks and 1 INT. Earned All-ACC Freshman Team honors in 2006 after appearing in 12 games and totaling 23 tackles, 3.5 TFLs and 2.0 sacks.

PERSONAL

- Majored in family and child sciences at Florida State.
- Attended South Aiken (SC) HS, where he played defensive end and registered 225 tackles, 61.0 TFLs and 29.0 sacks during his junior and senior seasons, earning Prep Star all-region honors and was named to the *Orlando Sentinel* All-Southern Team.
- Earned Defensive MVP honors after recording 9 tackles and 1.0 sack for the South Carolina team in the annual North Carolina-South Carolina Shrine Bowl in 2005.
- Son of Gregory and Angela Watson. He has two sisters, Amber and Tamber, a nephew named Skylar, and is the father of one son, Chase Riley Watson.
- Born Dekoda Watson (3/3/88) in Aiken, SC.

INJURY REPORT

2010: Inactive vs. Atl. (12/5) with a hamstring injury.

2011: Inactive 2 games [vs. Hou. (11/13) and at GB (11/20)] with a groin injury.

2013: Inactive vs. NO (12/29) with a groin injury.

2014: Inactive at Cin. (11/2) and 5-consecutive games [vs. Phi. (11/27), at Chi. (12/4), at Phi. (12/14), vs. Ind. (12/21) and at Was. (12/28)] with a hamstring injury.

2017: Inactive at Ind. (10/8) & at Was. (10/15) with a groin injury.

2018: Placed on the Injured Reserve List on 9/8 with a hamstring injury. After being activated from the Injured Reserve List on 11/1, later placed on Injured Reserve List on 12/5 with a calf injury.



WATSON'S GAME-BY-GAME

2010 (Tampa Bay)

Date	Opp	W/L	P/S	Tot	Sol	Ast	Sk	Yds	Int	Yds	PD	FF	FR	Yds
Sep 12	Cle	W	1/0	0	0	0	0.0	0.0	0	0	0	0	0	0
Sep 19	at Car	W	1/0	0	0	0	0.0	0.0	0	0	0	0	0	0
Sep 26	Pit	L	1/0	0	0	0	0.0	0.0	0	0	0	0	0	0
Oct 10	at Cin	W	1/0	0	0	0	0.0	0.0	0	0	0	0	0	0
Oct 17	NO	L	1/0	0	0	0	0.0	0.0	0	0	0	0	0	0
Oct 24	StL	W	1/0	0	0	0	0.0	0.0	0	0	0	0	0	0
Oct 31	at Arz	W	1/0	0	0	0	0.0	0.0	0	0	0	0	0	0
Nov 7	at Atl	L	1/0	2	2	0	0.0	0.0	0	0	0	0	0	0
Nov 14	Car	W	1/1	3	1	2	0.0	0.0	0	0	0	0	0	0
Nov 21	at SF	W	1/0	3	3	0	0.0	0.0	0	0	1	0	0	0
Nov 28	at Bal	L	1/0	0	0	0	0.0	0.0	0	0	0	0	0	0
Dec 5	Atl	L	—	INACTIVE (Hamstring)					—	—	—	—	—	—
Dec 12	at Was	W	1/0	1	0	1	0.0	0.0	0	0	0	0	0	0
Dec 19	Det	L	1/0	2	1	1	0.0	0.0	0	0	0	0	0	0
Dec 26	Sea	W	1/0	2	1	1	0.0	0.0	0	0	0	0	0	0
Jan 2	at NO	W	1/0	4	4	0	0.0	0.0	0	0	1	0	0	0
TOTALS			15/1	17	12	5	0.0	0.0	0	0	2	0	0	0

2011 (Tampa Bay)

2017 (Kamp Bay)														
Date	Opp	W/L	P/S	Tot	Sol	Ast	Sk	Yds	Int	Yds	PD	FF	FR	Yds
Sep 11	Det	L	1/0	2	2	0	0.0	0.0	0	0	0	0	0	0
Sep 18	at Min	W	1/0	1	0	1	0.0	0.0	0	0	1	0	0	0
Sep 25	Atl	W	1/1	2	2	0	1.0	7.0	0	0	1	1	0	0
Oct 3	Ind	W	1/0	0	0	0	0.0	0.0	0	0	0	0	0	0
Oct 9	at SF	L	1/1	10	5	5	0.0	0.0	0	0	0	0	0	0
Oct 16	NO	W	1/0	0	0	0	0.0	0.0	0	0	0	0	0	0
Oct 23	Chi	L	1/0	0	0	0	0.0	0.0	0	0	0	0	0	0
Nov 6	at NO	L	1/0	1	1	0	0.0	0.0	0	0	0	0	0	0
Nov 13	Hou	L	—	—	INACTIVE (Groin)				—	—	—	—	—	—
Nov 20	at GB	L	—	—	INACTIVE (Groin)				—	—	—	—	—	—
Nov 27	at Ten	L	1/0	1	0	1	0.0	0.0	0	0	0	0	0	0
Dec 4	Car	L	1/0	0	0	0	0.0	0.0	0	0	0	0	0	0
Dec 11	at Jax	L	1/0	1	1	0	0.0	0.0	0	0	0	0	0	0
Dec 17	Dal	L	1/0	0	0	0	0.0	0.0	0	0	0	0	1	7t
Dec 24	at Car	L	1/0	2	2	0	0.0	0.0	0	0	1	0	0	0
Jan 1	at Atl	L	1/0	0	0	0	0.0	0.0	0	0	0	0	0	0
TOTALS			14/2	20	13	7	1.0	7.0	0	0	3	1	1	7t

2012 (Tampa Bay)

Date	Opp	W/L	P/S	Tot	Sol	Ast	Sk	Yds	Int	Yds	PD	FF	FR	Yds
Sep 9	Car	W	1/0	0	0	0	0.0	0.0	0	0	0	0	0	0
Sep 16	at NYG	L	1/0	1	1	0	0.0	0.0	0	0	0	0	0	0
Sep 23	at Dal	L	1/0	0	0	0	0.0	0.0	0	0	0	0	0	0
Sep 30	Was	L	1/0	0	0	0	0.0	0.0	0	0	0	0	0	0
Oct 14	KC	W	1/0	0	0	0	0.0	0.0	0	0	0	0	0	0
Oct 21	NO	L	1/0	0	0	0	0.0	0.0	0	0	0	0	0	0
Oct 25	at Min	W	1/0	0	0	0	0.0	0.0	0	0	0	0	0	0
Nov 4	at Oak	W	1/0	0	0	0	0.0	0.0	0	0	0	0	0	0
Nov 11	SD	W	1/0	0	0	0	0.0	0.0	0	0	0	0	0	0
Nov 18	at Car	W	1/0	0	0	0	0.0	0.0	0	0	0	0	0	0
Nov 25	Atl	L	1/0	0	0	0	0.0	0.0	0	0	0	0	0	0
Dec 2	at Den	L	1/0	1	1	0	0.0	0.0	0	0	0	0	0	0
Dec 9	Phi	L	1/0	0	0	0	0.0	0.0	0	0	0	0	0	0
Dec 16	at NO	L	1/0	0	0	0	0.0	0.0	0	0	0	0	0	0
Dec 23	StL	L	1/0	0	0	0	0.0	0.0	0	0	0	0	0	0
Dec 30	at Atl	W	1/0	0	0	0	0.0	0.0	0	0	0	0	0	0
TOTALS			16/0	2	2	0	0.0	0.0	0	0	0	0	0	0

2013 (Tampa Bay)

Date	Opp	W/L	P/S	Tot	Sol	Ast	Sk	Yds	Int	Yds	PD	FF	FR	Yds	
Sep 8	at NYJ	L	1/0	3	2	1	1.0	11.0	0	0	0	0	0	0	
Sep 15	NO	L	1/0	2	0	2	0.0	0.0	1	0	1	0	0	0	
Sep 22	at NE	L	1/0	0	0	0	0.0	0.0	0	0	0	0	0	0	
Sep 29	Arz	L	1/0	6	6	0	0.0	0.0	0	0	0	0	0	0	
Oct 13	Phi	L	1/0	2	2	0	0.0	0.0	0	0	0	0	0	0	
Oct 20	at Atl	L	1/0	0	0	0	0.0	0.0	0	0	0	0	0	0	
Oct 24	Car	L	1/0	2	1	1	0.0	0.0	0	0	0	0	0	0	
Nov 3	at Sea	L	1/0	1	0	1	0.0	0.0	0	0	0	0	0	0	
Nov 11	Mia	W	1/0	0	0	0	0.0	0.0	0	0	0	0	0	0	
Nov 17	Atl	W	1/0	2	1	1	0.0	0.0	0	0	0	0	0	0	
Nov 24	at Det	W	1/0	2	2	0	1.0	1.0	0	0	0	0	0	0	
Dec 1	at Car	L	1/0	0	0	0	0.0	0.0	0	0	0	0	0	0	
Dec 8	Buf	W	1/1	2	2	0	0.0	0.0	0	0	0	0	0	0	
Dec 15	SF	L	1/1	11	9	2	0.0	0.0	0	0	0	0	0	0	
Dec 22	at StL	L	1/1	4	4	0	0.0	0.0	0	0	0	1	0	0	
Dec 29	at NO	L	—	—	INACTIVE (Groin)					—	—	—	—	—	
TOTALS				15/3	37	29	8	2.0	12.0	1	0	1	1	0	0

2014 (Jacksonville/Dallas)

2014 (Jacksonville/Dallas)														
Date	Opp	W/L	P/S	Tot	Sol	Ast	Sk	Yds	Int	Yds	PD	FF	FR	Yds
Sep 7	at Phi	L	1/0	0	0	0	0.0	0.0	0	0	0	0	0	0
Sep 14	at Was	L	1/0	5	0	5	0.0	0.0	0	0	0	0	0	0
Sep 21	Ind	L	1/0	0	0	0	0.0	0.0	0	0	0	0	0	0
Sep 28	at SD	L	1/0	0	0	0	0.0	0.0	0	0	0	0	0	0
Oct 5	Pit	L	1/0	0	0	0	0.0	0.0	0	0	0	0	0	0
Oct 12	at Ten	L	1/0	0	0	0	0.0	0.0	0	0	0	0	0	0
Oct 19	Cle	W	1/0	0	0	0	0.0	0.0	0	0	0	0	0	0
Oct 26	Mia	L	1/0	1	1	0	0.0	0.0	0	0	0	0	0	0
Nov 2	at Cin	L	—	INACTIVE (Hamstring)					—	—	—	—	—	—
Nov 9	Dal	L	1/0	2	2	0	0.0	0.0	0	0	0	0	0	0
WAIVED BY JAX ON 11/11														
SIGNED BY DAL ON 11/14														
Nov 23	at NYG	W	1/1	0	0	0	0.0	0.0	0	0	0	0	0	0
Nov 27	Phi	L	—	INACTIVE (Hamstring)					—	—	—	—	—	—
Dec 4	at Chi	W	—	INACTIVE (Hamstring)					—	—	—	—	—	—
Dec 14	at Phi	W	—	INACTIVE (Hamstring)					—	—	—	—	—	—
Dec 21	Ind	W	—	INACTIVE (Hamstring)					—	—	—	—	—	—
Dec 28	at Was	W	—	INACTIVE (Hamstring)					—	—	—	—	—	—
TOTALS			10/1	8	3	5	0.0	0.0	0	0	0	0	0	0

2014 Postseason (Dallas)

Date	Opp	W/L	P/S	Tot	Sol	Ast	Sk	Yds	Int	Yds	PD	FF	FR	Yds
Jan 4	Det	W	1/0	0	0	0	0.0	0.0	0	0	0	0	0	0
Jan 11	at GB	L	1/0	0	0	0	0.0	0.0	0	0	0	0	0	0
TOTALS			2/0	0	0	0	0.0	0.0	0	0	0	0	0	0



WATSON'S GAME-BY-GAME

2015 (New England)

Date	Opp	W/L	P/S	Tot	Sol	Ast	Sk	Yds	Int	Yds	PD	FF	FR	Yds
SIGNED BY NE ON 9/16														
Sep 20	at Buf	W	1/0	0	0	0	0.0	0.0	0	0	0	0	0	0
Sep 27	Jax	W	1/0	0	0	0	0.0	0.0	0	0	0	0	0	0
RELEASED BY NE ON 9/30														
SIGNED BY NE ON 12/29														
Jan 3	at Mia	L	1/0	0	0	0	0.0	0.0	0	0	0	0	0	0
TOTALS			3/0	0	0	0	0.0	0.0	0	0	0	0	0	0

2015 Postseason (New England)

Date	Opp	W/L	P/S	Tot	Sol	Ast	Sk	Yds	Int	Yds	PD	FF	FR	Yds
Jan 16	KC	W	1/0	1	0	1	0.0	0.0	0	0	0	0	0	0
Jan 24	at Den	L	1/0	0	0	0	0.0	0.0	0	0	0	0	0	0
TOTALS			2/0	1	0	1	0.0	0.0	0	0	0	0	0	0

2016 (Denver)

Date	Opp	W/L	P/S	Tot	Sol	Ast	Sk	Yds	Int	Yds	PD	FF	FR	Yds
Sep 8	Car	W	1/0	0	0	0	0.0	0.0	0	0	0	0	0	0
Sep 18	Ind	W	1/0	0	0	0	0.0	0.0	0	0	0	0	0	0
Sep 25	at Cin	W	1/0	1	1	0	0.0	0.0	0	0	0	0	0	0
Oct 2	at TB	W	1/0	1	0	1	0.0	0.0	0	0	0	0	0	0
Oct 9	Atl	L	1/0	0	0	0	0.0	0.0	0	0	0	0	0	0
Oct 13	at SD	L	1/0	0	0	0	0.0	0.0	0	0	0	0	0	0
Oct 24	Hou	W	1/0	1	1	0	0.0	0.0	0	0	0	0	0	0
Oct 30	SD	W	1/0	0	0	0	0.0	0.0	0	0	0	0	0	0
Nov 6	at Oak	L	1/0	0	0	0	0.0	0.0	0	0	0	0	0	0
Nov 13	at NO	W	1/0	0	0	0	0.0	0.0	0	0	0	0	0	0
Nov 27	KC	L	1/0	0	0	0	0.0	0.0	0	0	0	0	0	0
Dec 4	at Jax	W	1/0	0	0	0	0.0	0.0	0	0	0	0	0	0
Dec 11	at Ten	L	1/0	0	0	0	0.0	0.0	0	0	0	0	0	0
Dec 18	NE	L	1/0	0	0	0	0.0	0.0	0	0	0	0	0	0
Dec 25	at KC	L	1/0	0	0	0	0.0	0.0	0	0	0	0	0	0
Jan 1	Oak	W	1/0	3	3	0	1.0	7.0	0	0	0	1	0	0
TOTALS			16/0	6	5	1	1.0	7.0	0	0	0	1	0	0

2017

Date	Opp	W/L	P/S	Tot	Sol	Ast	Sk	Yds	Int	Yds	PD	FF	FR	Yds
Sep 10	Car	L	1/0	1	0	1	0.0	0.0	0	0	0	0	0	0
Sep 17	at Sea	L	1/0	0	0	0	0.0	0.0	0	0	0	0	0	0
Sep 21	LAR	L	1/0	0	0	0	0.0	0.0	0	0	0	0	0	0
Oct 1	at Arz	L	1/0	0	0	0	0.0	0.0	0	0	0	0	0	0
Oct 8	at Ind	L	—	—	—	—	INACTIVE (Groin)	—	—	—	—	—	—	—
Oct 15	at Was	L	—	—	—	—	INACTIVE (Groin)	—	—	—	—	—	—	—
Oct 22	Dal	L	1/0	1	1	0	0.0	0.0	0	0	0	0	0	0
Oct 29	at Phi	L	1/0	2	2	0	0.0	0.0	0	0	0	0	0	0
Nov 5	Arz	L	1/0	0	0	0	0.0	0.0	0	0	0	0	0	0
Nov 12	NYG	W	1/0	0	0	0	0.0	0.0	0	0	0	0	0	0
Nov 26	Sea	L	1/0	0	0	0	0.0	0.0	0	0	0	0	0	0
Dec 3	at Chi	W	1/0	0	0	0	0.0	0.0	0	0	0	0	0	0
Dec 10	at Hou	W	1/0	0	0	0	0.0	0.0	0	0	0	0	0	0
Dec 17	Ten	W	1/0	0	0	0	0.0	0.0	0	0	0	0	0	0
Dec 24	Jax	W	1/0	0	0	0	0.0	0.0	0	0	0	0	0	0
Dec 31	at LAR	W	1/0	0	0	0	0.0	0.0	0	0	0	0	0	0
TOTALS			14/0	4	3	1	0.0	0.0	0	0	0	0	0	0



24

CB

K'WAUN WILLIAMS

5-9 || 185 || PITTSBURGH

7.12.91 || MONTVALE, NJ || 4TH YEAR || ACQUIRED FA IN '17

GOLDMINE

- Williams and his teammates joined Levi's in support of breast, colon and pediatric cancer warriors at the Crucial Catch Fashion Show presented by Dignity Health on October 2, 2018. 49ers players and cancer warriors took to the runway to show off their attire and share their stories of strength and courage with the audience.



- The 49ers joined forces with Martha's Kitchen of San Jose as part of their Community Tuesday kickoff event on September 11, 2018. Williams and teammates took part in the event by serving dinner to nearly 200 residents in need, refilling beverages and bussing tables. Both the 49ers and Levi's Stadium partner with Martha's Kitchen throughout the year by donating excess food after stadium events. Martha's Kitchen's mission is to "feed the hungry with dignity, no questions asked, no judgements made."



- Williams participated in several youth football camps and visited Cleveland-area schools during his time with the Browns. In May of 2016, he joined his Browns teammates at Euclid Elementary, where they spoke about the importance of staying active and healthy as a part of the NFL's Play 60 campaign. In September of 2015, Williams and former teammate Craig Robinson hosted a flag football clinic at Charles Dickens Elementary School that focused on basics such as catching, throwing and having fun.

WILLIAMS' GOLDEN NUGGETS

- His first name is pronounced KAY-wahn.
- In 2014, was one of five undrafted rookies to earn a spot on the Browns opening day roster. He initially joined the Browns signing with the team after a successful tryout at Cleveland's rookie minicamp.
- Enjoys reading in his free time, listing his favorite books as the biography of *Steve Jobs* and *The Art of War*.

WILLIAMS' GAME-BY-GAME

2018

Date	Opp	W/L	P/S	Tot	Sol	Ast	Sk	Yds	Int	Yds	PD	FF	FR	Yds
Sep 9	at Min	L	1/1	3	3	0	0.0	0.0	0	0	1	0	0	0
Sep 16	Det	W	1/0	4	3	1	0.0	0.0	0	0	0	0	0	0
Sep 23	at KC	L	1/1	0	0	0	0.0	0.0	0	0	0	0	0	0
Sep 30	at LAC	L	1/1	6	6	0	0.0	0.0	0	0	0	0	0	0
Oct 7	Arz	L	1/0	2	1	1	0.0	0.0	0	0	0	0	0	0
Oct 15	at GB	L	1/1	1	1	0	0.0	0.0	0	0	1	0	0	0
Oct 21	LAR	L	1/1	4	4	0	0.0	0.0	0	0	0	0	0	0
Oct 28	at Arz	L	1/1	2	2	0	0.0	0.0	0	0	0	0	0	0
Nov 1	Oak	W	1/1	3	3	0	0.0	0.0	0	0	0	0	0	0
Nov 12	NYG	L	1/1	5	5	0	0.0	0.0	0	0	0	0	0	0
Nov 25	at TB	L	1/1	3	3	0	0.0	0.0	0	0	0	0	0	0
Dec 2	at Sea	L	1/1	2	2	0	0.0	0.0	0	0	0	0	0	0
Dec 9	Den	W	—	—	—	INACTIVE (Knee)				—	—	—	—	—
Dec 16	Sea	W	—	—	—	INACTIVE (Knee)				—	—	—	—	—
Dec 23	Chi	L	1/0	5	3	2	0.0	0.0	0	0	0	0	0	0
Dec 30	at LAR													
TOTALS			13/10	40	36	4	0.0	0.0	0	0	2	0	0	0



WILLIAMS' CAREER STATISTICS

TACKLES									INTERCEPTIONS					FUMBLES		
YEAR	TEAM	GP	GS	TOT	SOL	AST	SACKS	YDS	INT	YDS	LG	TD	PD	FF	FR	YDS
2014	CLE	13	4	31	23	8	1.0	6.0	0	0	—	0	8	0	0	0
2015	CLE	13	6	38	30	8	1.0	6.0	0	0	—	0	2	3	2	0
2016	Out of Football															
2017	SF	14	5	54	42	12	1.0	3.0	1	27	27	0	5	2	1	0
2018	SF	13	10	40	36	4	0.0	0.0	0	0	—	0	2	0	0	0
TOTALS		53	25	163	131	32	3.0	15.0	1	27	27	0	17	5	3	0

Additional Statistics:

Special Teams Tackles – 9: 2014 (8); 2015 (1)

Milestones:

NFL Debut: at Pit. (9/7/14); **First Start:** vs. Pit. (10/12/14); **First Sack:** at Ten. (10/5/14 – QB Charlie Whitehurst); **First FF:** vs. Ten. (9/20/15 – QB Marcus Mariota); **First FR:** vs. Arz. (11/1/15 – WR Larry Fitzgerald); **First INT:** vs. Jax. (12/24/17 – QB Blake Bortles)

WILLIAMS' CAREER HIGHS

Total Tackles: 8 at Arz. (10/1/17)

Solo: 6 (2 times) Last at LAC. (9/30/18)

Assists: 3 (3 times) Last at Arz. (10/1/17)

Passes Defensed: 2 (4 times) Last vs. Jax. (12/24/17)

Sacks: 1.0 (3 times) Last at Hou. (12/10/17)

Interceptions: 1 vs. Jax. (12/24/17)

Interception Yards: 27 vs. Jax. (12/24/17)

Long Interception Return: 27 vs. Jax. (12/24/17)

Forced Fumbles: 2 vs. Arz. (11/1/15)

Fumble Recoveries: 1 (2 times) Last at Pit. (11/15/15)

WILLIAMS' TRANSACTIONS

Originally signed as an undrafted free agent with Cle. on 5/20/14...Waived by Cle. on 8/29/16...Claimed off waivers by Chi. on 8/30/16...Waived by Chi. on 9/1/16...Signed to a one-year deal with SF on 2/22/17... Signed a three-year extension through 2020 on 9/29/17.



2017 (SAN FRANCISCO)

- Played in 14 games (5 starts) and registered a career-high 54 tackles while adding 1.0 sack, 1 INT, 2 FFs, 1 FR and 5 PDs.
- With a FF at Ind. (10/8) & at Was. (10/15), became the 1st 49ers player to register a FF in consecutive games since CB Nate Clements in 2010 [vs. Oak. (10/17/10) & at Car. (10/24/10)].
- Sacked Texans QB Tom Savage for a 3-yd. loss at Hou. (12/10), marking his 1st sack of the season, 3rd of his career and his 1st since 9/20/15 vs. Ten., as a member of the Cleveland Browns.
- Registered his 1st career INT vs. Jax. (12/24), intercepting Jaguars QB Blake Bortles and returning the pass 27 yds. His INT led to TE George Kittle's 8-yd. TD recept. on the ensuing drive.
- Notched his 1st FR of the season at LAR (12/31), scooping a fumble by Rams TE Gerald Everett. The takeaway led to a 12-yd. TD pass from QB Jimmy Garoppolo to WR Aldrick Robinson on the ensuing possession.

2015 (CLEVELAND)

- Appeared in 13 games (6 starts) and registered 38 tackles, 1.0 sack, 2 PDs, 3 FFs and 2 FRs.
- Started and recorded 3 tackles, 1.0 sack and 1 FF vs. Ten. (9/20), stripping the ball loose from Titans QB Marcus Mariota for his 1st career FF.
- Totaled 3 tackles, 2 FFs and 1 FR vs. Arz. (11/1), forcing the ball loose and recovering the fumble of WR Larry Fitzgerald for his 1st career FR.

2014 (CLEVELAND)

- Appeared in 13 games (4 starts) and recorded 31 tackles, 8 PDs and 1.0 sack on defense while adding 8 special teams tackles. He was one of five undrafted rookies to earn a spot on the Browns opening day roster.
- Recorded 6 tackles and 1.0 sack at Ten. (10/5), taking down Titans QB Charlie Whitehurst for the 1st sack of his NFL career.

COLLEGE

Played in 48 games (38 starts) during his four-year career at Pittsburgh. Totaled 161 tackles, 17 PDs, 11.5 TFLs and 7 INTs. Started all 13 games as a senior in 2013 and led the team with 7 PDs while adding 2 INTs. In 2012, appeared in 12 games (11 starts) and recorded 47 tackles and 4 INTs. Started all 13 games as a sophomore and registered 64 tackles, 6 PDs, 5 TFLs, 3 FFs, 1 FR and 1 INT. Appeared in 10 games (1 start) as a freshman in 2010 and recorded 14 tackles and 3 PDs.

PERSONAL

- Majored in communications.
- Attended St. Joseph Regional (Montvale, NJ) HS, where he led his team to back-to-back state championships with a combined 20-4 record during his junior and senior seasons.
- Born K'Waun Lamar Williams (7/12/91) in Paterson, NJ.

INJURY REPORT

2014: Inactive at Jax. (10/19) with a concussion; Inactive vs. Cin. (12/14) and at Car. (12/21) with a hamstring injury.

2015: Inactive vs. Oak. (9/27) and at SD (10/4) with a concussion; Inactive at Sea. (12/20) with a shoulder injury.

2017: Inactive at Phi. (10/29) & vs. Arz. (11/5) with a quadricep injury.

2018: Inactive vs. Den. (12/9) & vs. Sea. (12/16) with a knee injury.



WILLIAMS' GAME-BY-GAME

2014 (Cleveland)


Date	Opp	W/L	P/S	Tot	Sol	Asst	Sk	Yds	Int	Yds	PD	FF	FR	Yds
Sep 7	at Pit	L	1/0	2	2	0	0.0	0.0	0	0	0	0	0	0
Sep 14	NO	W	1/0	0	0	0	0.0	0.0	0	0	0	0	0	0
Sep 21	Bal	L	1/0	0	0	0	0.0	0.0	0	0	0	0	0	0
Oct 5	at Ten	W	1/0	6	6	0	1.0	6.0	0	0	1	0	0	0
Oct 12	Pit	W	1/1	1	1	0	0.0	0.0	0	0	2	0	0	0
Oct 19	at Jax	L	—	—	—	—	INACTIVE (Concussion)			—	—	—	—	—
Oct 26	Oak	W	1/0	0	0	0	0.0	0.0	0	0	0	0	0	0
Nov 2	TB	W	1/1	0	0	0	0.0	0.0	0	0	0	0	0	0
Nov 6	at Cin	W	1/0	4	1	3	0.0	0.0	0	0	2	0	0	0
Nov 16	Hou	L	1/1	7	4	3	0.0	0.0	0	0	1	0	0	0
Nov 23	at Atl	W	1/0	5	5	0	0.0	0.0	0	0	0	0	0	0
Nov 30	at Buf	L	1/0	2	2	0	0.0	0.0	0	0	0	0	0	0
Dec 7	Ind	L	1/1	3	1	2	0.0	0.0	0	0	1	0	0	0
Dec 14	Cin	L	—	—	—	—	INACTIVE (Hamstring)			—	—	—	—	—
Dec 21	at Car	L	—	—	—	—	INACTIVE (Hamstring)			—	—	—	—	—
Dec 28	at Bal	L	1/0	1	1	0	0.0	0.0	0	0	1	0	0	0
TOTALS			13/4	31	23	8	1.0	6.0	0	0	8	0	0	0

2017 (San Francisco)

Date	Opp	W/L	P/S	Tot	Sol	Asst	Sk	Yds	Int	Yds	PD	FF	FR	Yds
Sep 10	Car	L	1/0	1	1	0	0.0	0.0	0	0	0	0	0	0
Sep 17	at Sea	L	1/1	6	4	2	0.0	0.0	0	0	2	0	0	0
Sep 21	LAR	L	1/0	7	6	1	0.0	0.0	0	0	0	0	0	0
Oct 1	at Arz	L	1/0	8	5	3	0.0	0.0	0	0	0	0	0	0
Oct 8	at Ind	L	1/1	4	3	1	0.0	0.0	0	0	0	1	0	0
Oct 15	at Was	L	1/0	5	5	0	0.0	0.0	0	0	0	1	0	0
Oct 22	Dal	L	1/1	0	0	0	0.0	0.0	0	0	0	0	0	0
Oct 29	at Phi	L	—	—	—	—	INACTIVE (Quadricep)			—	—	—	—	—
Nov 5	Arz	L	—	—	—	—	INACTIVE (Quadricep)			—	—	—	—	—
Nov 12	NYG	W	1/0	4	4	0	0.0	0.0	0	0	0	0	0	0
Nov 26	Sea	L	1/0	2	2	0	0.0	0.0	0	0	0	0	0	0
Dec 3	at Chi	W	1/0	4	4	0	0.0	0.0	0	0	0	0	0	0
Dec 10	at Hou	W	1/0	2	1	1	1.0	3.0	0	0	0	0	0	0
Dec 17	Ten	W	1/1	2	1	1	0.0	0.0	0	0	0	0	0	0
Dec 24	Jax	W	1/0	5	3	2	0.0	0.0	1	27	2	0	0	0
Dec 31	at LAR	W	1/1	4	3	1	0.0	0.0	0	0	1	0	1	0
TOTALS			14/5	54	42	12	1.0	3.0	1	27	5	2	1	0

2015 (Cleveland)

Date	Opp	W/L	P/S	Tot	Sol	Asst	Sk	Yds	Int	Yds	PD	FF	FR	Yds
Sep 13	at NYJ	L	1/1	2	1	1	0.0	0.0	0	0	0	0	0	0
Sep 20	Ten	W	1/1	3	3	0	1.0	6.0	0	0	0	1	0	0
Sep 27	Oak	L	—	—	—	—	INACTIVE (Concussion)			—	—	—	—	—
Oct 4	at SD	L	—	—	—	—	INACTIVE (Concussion)			—	—	—	—	—
Oct 11	at Bal	W	1/1	2	0	2	0.0	0.0	0	0	0	0	0	0
Oct 18	Den	L	1/0	2	2	0	0.0	0.0	0	0	0	0	0	0
Oct 25	at StL	L	1/0	1	0	1	0.0	0.0	0	0	0	0	0	0
Nov 1	Arz	L	1/0	3	2	1	0.0	0.0	0	0	1	2	1	0
Nov 5	at Cin	L	1/0	4	3	1	0.0	0.0	0	0	0	0	0	0
Nov 15	at Pit	L	1/0	5	5	0	0.0	0.0	0	0	0	0	1	0
Nov 30	Bal	L	1/0	4	3	1	0.0	0.0	0	0	0	0	0	0
Dec 6	Cin	L	1/0	0	0	0	0.0	0.0	0	0	0	0	0	0
Dec 13	SF	W	1/1	4	4	0	0.0	0.0	0	0	0	0	0	0
Dec 20	at Sea	L	—	—	—	—	INACTIVE (Shoulder)			—	—	—	—	—
Dec 27	at KC	L	1/1	4	3	1	0.0	0.0	0	0	1	0	0	0
Jan 3	Pit	L	1/1	4	4	0	0.0	0.0	0	0	0	0	0	0
TOTALS			13/6	38	30	8	1.0	6.0	0	0	2	3	2	0



41
RB

JEFF WILSON JR.

6-0 || 194 || NORTH TEXAS

11.16.95 || ELKHART, TX || ROOKIE || ACQUIRED FA IN '18

2018 HIGHLIGHTS

- Registered career highs with 15 carries for 61 yds. on the ground along with 8 receipts. for 73 yds. at Sea. (12/2). His 8 receipts. are the most by a 49ers RB since RB Carlos Hyde registered 9 receipts. vs. Arz. (11/5/17).
- Rushed for a career-high 90 yds. on 23 atts. vs. Den. (12/9). His 23 atts. were the most by a 49ers RB since 9/21/17 (RB Carlos Hyde - 25 atts. for 84 yds. and 2 TDs vs. LAR)

WILSON JR.'S GOLDEN NUGGETS

- Wilson Jr. has been drumming since he was 2 years old. His father, Jeff Sr., sang in a gospel group and Jeff Jr. backed him up on the drums.

WILSON JR.'S GAME-BY-GAME

2018

Date	Opp	W/L	P/S	Rsh	Yds	Avg	Lg	TD	Rec	Yds	TD
SIGNED TO SF PRACTICE SQUAD ON 9/2											
Sep 9	at Min	L	—	PRACTICE SQUAD		—	—	—	—	—	—
Sep 16	Det	W	—	PRACTICE SQUAD		—	—	—	—	—	—
Sep 23	at KC	L	—	PRACTICE SQUAD		—	—	—	—	—	—
Sep 30	at LAC	L	—	PRACTICE SQUAD		—	—	—	—	—	—
Oct 7	Arz	L	—	PRACTICE SQUAD		—	—	—	—	—	—
Oct 15	at GB	L	—	PRACTICE SQUAD		—	—	—	—	—	—
Oct 21	LAR	L	—	PRACTICE SQUAD		—	—	—	—	—	—
Oct 28	at Arz	L	—	PRACTICE SQUAD		—	—	—	—	—	—
Nov 1	Oak	W	—	PRACTICE SQUAD		—	—	—	—	—	—
Nov 12	NYG	L	—	PRACTICE SQUAD		—	—	—	—	—	—
PROMOTED TO SF ACTIVE ROSTER ON 11/24											
Nov 25	at TB	L	1/0	7	33	4.7	18	0	1	8	0
Dec 2	at Sea	L	1/0	15	61	4.1	11	0	8	73	0
Dec 9	Den	W	1/1	23	90	3.9	11	0	1	6	0
Dec 16	Sea	W	1/0	7	46	6.6	16	0	0	0	0
Dec 23	Chi	L	1/0	11	27	2.5	8	0	2	11	0
Dec 30	at LAR										
TOTALS			5/1	63	257	4.1	18	0	12	98	0

GOLDMINE

- Wilson Jr. holds a close relationship with his father, Jeff Sr. His father, who played running back at the University of Texas-Arlington before the school decided to end the program, has guided Jeff Jr. throughout his athletic career and life. "He's always been a major part of my life," Jeff Jr. said. "I don't even remember him missing a single one of my games. That's the type of father he is."



WILSON JR.'S CAREER STATISTICS

YEAR	TEAM	GP	GS	RUSHING					RECEIVING				
				NO	YDS	AVG	LG	TD	ATT	YDS	AVG	LG	TD
2018	SF	5	1	15	61	4.1	18	0	12	98	3.0	8	0
TOTALS		5	1	15	61	4.1	18	0	12	98	3.0	8	0

Additional Statistics:

Fumbles—Lost — 3—2: 3—2 in 2018

Special Teams Tackles — 1: 2018 (1)

Milestones:

NFL Debut: at TB (11/25/18); First Start: vs. Den. (12/9/18); First Reception: at TB (11/25/18 — 8-yd. pass from QB Nick Mullens)

WILSON JR.'S CAREER HIGHS

Rushes: 23 vs. Den. (12/9/18)

Rushing Yards: 90 vs. Den. (12/9/18)

Long Rush: 18 at TB (11/25/18)

Receptions: 8 at Sea. (12/2/18)

Receiving Yards: 73 at Sea. (12/2/18)

Long Reception: 24 at Sea. (12/2/18)

WILSON JR.'S TRANSACTIONS

Originally signed as an undrafted free agent by SF on 5/1/18...Waived by SF on 9/1/18...Signed to SF practice squad on 9/2/18...Promoted to SF active roster on 11/24/18.




COLLEGE

Appeared in 41 games (29 starts) during his four-year career at North Texas. Rushed for 3,205 yds. and 32 TDs on 562 atts., while adding 70 receipts. for 527 yds. and 2 TDs. He finished his career ranked 3rd in rushing TDs (32) and 4th in rushing yds. (3,205) in school history. Started all 11 games in which he appeared as a senior and notched 188 carries for 1,215 yds. and 16 TDs. Also had 24 receipts. for 168 yds. In 2016, played in 11 games (10 starts) and recorded 169 carries for 936 yds. and 14 TDs while adding 29 receipts. for 247 yds. and 1 TD. As a sophomore, played in 10 games (7 starts) and rushed for 830 yds. and 1 TD on 155 atts. Also notched 12 receipts. for 71 yds. In 2014, had 50 carries for 224 yds. and 1 TD while adding 5 receipts. for 41 yds. and 1 TD.

PERSONAL

- Attended Elkhart (TX) HS where he was named an AP Class 2A first-team all-state as a senior after rushing for 2,749 yds. and 36 TDs.
- As a senior at North Texas, was a member of the team's leadership council.
- Born Jeffrey Wilson Jr. (11/16/95) in Elkhart, TX.



23

CB

AHKELLO WITHERSPOON

6-3 || 195 || COLORADO

3.21.95 || SACRAMENTO, CA || 2ND YEAR || ACQUIRED D-3A IN '17

GOLDMINE

- Witherspoon's grandfather, Jimmy Witherspoon (pictured right), was a renowned blues/jazz musician and singer whose hits, including "Ain't Nobody's Business" which reached number one on the U.S. R&B charts in 1949, came in the late 1940's. Ahkello also sings and plays the drums.
- Not only was Witherspoon's grandfather extremely talented, his father also had skills of his own. Lucky Witherspoon was a running back at the University of Nevada and was good enough to be invited to a tryout with the Dallas Cowboys.
- After posing for a photo-shoot, Witherspoon and his teammates joined Levi's in support of breast, colon and pediatric cancer warriors at the Crucial Catch Fashion Show presented by Dignity Health on October 2, 2018. 49ers players and cancer warriors took to the runway to show off their attire and share their stories of strength and courage with the audience.
- A multi-sport athlete growing up, Witherspoon excelled in soccer as a midfielder and as an outfielder and pitcher in baseball. He picked up soccer at the age of five in order to be more like his older sister, Alexis. Witherspoon credits soccer for teaching him footwork and body awareness skills that have translated to the football field.



WITHERSPOON'S GOLDEN NUGGETS

- First name is pronounced ah-KELL-oh.
- Witherspoon began playing football as a high school senior at Christian Brothers (Sacramento, CA) HS in 2012. He went on to play one year (2013) at Sacramento City College before transferring to Colorado University.
- Witherspoon registered a 40.5" vertical jump at the 2017 NFL Combine, the highest registered among all cornerbacks and 3rd highest among all defensive backs.
- Witherspoon grew up playing basketball with current 49ers DL Arik Armstead and trained with his father, Guss.
- Has a passion for medicine and wants to attend medical school after his career in the NFL.

WITHERSPOON'S GAME-BY-GAME

2018

Date	Opp	W/L	P/S	Tot	Sol	Ast	Sk	Yds	Int	Yds	PD	FF	FR	Yds
Sep 9	at Min	L	1/1	1	0	1	0.0	0.0	0	0	1	0	0	0
Sep 16	Det	W	1/1	4	3	1	0.0	0.0	0	0	0	0	0	0
Sep 23	at KC	L	1/0	5	5	0	0.0	0.0	0	0	0	0	0	0
Sep 30	at LAC	L	1/1	4	4	0	0.0	0.0	0	0	0	0	0	0
Oct 7	Arz	L	1/1	3	3	0	0.0	0.0	0	0	0	0	0	0
Oct 15	at GB	L	1/0	0	0	0	0.0	0.0	0	0	0	0	0	0
Oct 21	LAR	L	1/1	2	2	0	0.0	0.0	0	0	1	0	0	0
Oct 28	at Arz	L	1/1	1	1	0	0.0	0.0	0	0	0	0	0	0
Nov 1	Oak	W	1/1	1	1	0	0.0	0.0	0	0	0	0	0	0
Nov 12	NYG	L	1/1	3	2	1	0.0	0.0	0	0	1	0	0	0
Nov 25	at TB	L	1/1	4	4	0	0.0	0.0	0	0	0	0	0	0
Dec 2	at Sea	L	1/1	4	4	0	0.0	0.0	0	0	1	0	0	0
Dec 9	Den	W	1/1	4	1	3	0.0	0.0	0	0	0	0	0	0
Dec 16	Sea	W	1/1	1	0	1	0.0	0.0	0	0	0	0	0	0

PLACED ON INJURED RESERVE (Knee) ON 12/18

TOTALS	14/12	37	30	7	0.0	0.0	0	0	4	0	0	0	0	0
--------	-------	----	----	---	-----	-----	---	---	---	---	---	---	---	---



WITHERSPOON'S CAREER STATISTICS

YEAR	TEAM	GP	GS	TACKLES					INT	INTERCEPTIONS				PD	FUMBLES		
				TOT	SOL	AST	SACKS	YDS		YDS	LG	TD	FF		FR	YDS	
2017	SF	12	9	32	28	4	0.0	0.0	2	42	23	0	7	1	0	0	
2018	SF	14	12	37	30	7	0.0	0.0	0	0	—	0	4	0	0	0	
TOTALS		26	21	69	58	11	0.0	0.0	2	42	23	0	11	1	0	0	

Additional Statistics:

Special Teams Fumble Recoveries: 1 – 2018 (1)

Milestones:

NFL Debut: at Ind. (10/8/17); **First Start:** at Phi. (10/29/17); **First INT:** at Phi. (10/29/17 – QB Carson Wentz); **First FF:** at LAR (12/31/17 – TE Gerald Everett)

WITHERSPOON'S CAREER HIGHS

Total Tackles: 4 (6 times) Last vs. Den. (12/9/18)

Solo: 4 (3 times) Last at LAC (9/30/18)

Assists: 3 vs. Den. (12/9/18)

Interceptions: 1 (2 times) Last vs. Jax. (12/24/17)

Interception Yards: 23 vs. Jax. (12/24/17)

Long Interception Return: 23 vs. Jax. (12/24/17)

Passes Defensed: 2 vs. Jax. (12/24/17)

Forced Fumbles: 1 at LAR (12/31/17)

WITHERSPOON'S TRANSACTIONS

Originally the first of two 3rd-round (66th overall) draft choices by SF in 2017... Placed on the Injured Reserve List on 12/18/18.



2017

- Played in 12 games (9 starts) and registered 31 tackles, 2 INTs, 1 FF and 7 PDs.
- In his 1st career NFL start at Phi. (10/29), picked off Eagles QB Carson Wentz for his 1st career INT, returning the pass 19 yds. The play led to a RB Matt Breida 21-yd. TD recept. two plays later.
- Registered his 2nd career INT vs. Jax. (12/24), intercepting Jaguars QB Blake Bortles and returning the pass 23 yds. His INT led to RB Carlos Hyde's 6-yd. TD run on the ensuing drive.
- Notched his 1st career FF at LAR (12/31), stripping the ball from Rams TE Gerald Everett. The fumble was recovered by DB K'Waun Williams and led to a 12-yd. TD pass from QB Jimmy Garoppolo to WR Aldrick Robinson on the ensuing possession.

WITHERSPOON'S GAME-BY-GAME

2017

Date	Opp	W/L	P/S	Tot	Sol	Ast	Sk	Yds	Int	Yds	PD	FF	FR	Yds
Sep 10	Car	L	—	—	INACTIVE			—	—	—	—	—	—	—
Sep 17	at Sea	L	—	—	INACTIVE			—	—	—	—	—	—	—
Sep 21	LAR	L	—	—	INACTIVE			—	—	—	—	—	—	—
Oct 1	at Arz	L	—	—	INACTIVE			—	—	—	—	—	—	—
Oct 8	at Ind	L	1/0	1	1	0	0.0	0.0	0	0	0	0	0	0
Oct 15	at Was	L	1/0	2	1	1	0.0	0.0	0	0	0	0	0	0
Oct 22	Dal	L	1/0	3	3	0	0.0	0.0	0	0	0	0	0	0
Oct 29	at Phi	L	1/1	3	3	0	0.0	0.0	1	19	1	0	0	0
Nov 5	Arz	L	1/1	4	3	1	0.0	0.0	0	0	0	0	0	0
Nov 12	NYG	W	1/1	3	3	0	0.0	0.0	0	0	1	0	0	0
Nov 26	Sea	L	1/1	1	1	0	0.0	0.0	0	0	1	0	0	0
Dec 3	at Chi	W	1/1	1	1	0	0.0	0.0	0	0	0	0	0	0
Dec 10	at Hou	W	1/1	3	2	1	0.0	0.0	0	0	0	0	0	0
Dec 17	Ten	W	1/1	4	4	0	0.0	0.0	0	0	1	0	0	0
Dec 24	Jax	W	1/1	3	2	1	0.0	0.0	1	23	2	0	0	0
Dec 31	at LAR	W	1/1	4	4	0	0.0	0.0	0	0	1	1	0	0
TOTALS			12/9	32	28	4	0.0	0.0	2	42	7	1	0	0

COLLEGE

In three seasons with Colorado, appeared in 36 games (21 starts) and registered 77 tackles, 3 INTs, 1 FF, 1 FR and 28 PDs. In 2016, earned Second-Team All-Pac-12 honors and led the nation with 22 PDs. His 22 PDs also tied the school record for the most in a single season (22 PDs by Ben Kelly in 1998). Played in 13 games (12 starts) and registered 24 tackles, 1 INT, 1 FF, 1 FR and 22 PDs. As a junior, played in 13 games (8 starts) and tallied 41 tackles, 2 INTs and 4 PDs. In 2014, played in 10 games (1 start) and recorded 12 tackles and 2 PDs. As a freshman in 2013, played at Sacramento City College, appearing in 8 games where he notched 21 tackles, 3 INTs, 1 FF and 7 PDs.

PERSONAL

- Attended Christian Brothers (Sacramento, CA) HS. As a senior, registered 25 tackles, 1 INT and 4 PDs.
- A multi-sport athlete, also lettered in basketball, baseball and soccer. On the court, he averaged 16 points and 7 assists per game as a senior. While on the diamond, he had a .300 batting average and tallied 21 steals.
- Born Ahkello Witherspoon (3/21/95) in Sacramento, CA.
- Majored in ecology and evolutionary biology.

INJURY REPORT

2018: Placed on the Injured Reserve List on 12/18 with a knee injury.



2017 SAN FRANCISCO 49ERS REGULAR SEASON STATISTICS

Date	W/L	Score	Opponent	Attendance	Rushing	No	Yds	Avg	Long	TD
9/10	L	3-23	Carolina	70,178	C. Hyde	240	938	3.9	61	8
9/17	L	9-12	at Seattle	68,729	M. Breida	105	465	4.4	33t	2
9/21	L	39-41	Los Angeles Rams	70,178	C. Beathard	26	136	5.2	16	3
10/1	L	15-18 (OT)	at Arizona	64,121	M. Goodwin	4	44	11.0	18	0
10/8	L	23-26 (OT)	at Indianapolis	65,612	K. Juszczyk	7	31	4.4	12	0
10/15	L	24-26	at Washington	75,568	R. Mostert	6	30	5.0	16	0
10/22	L	10-40	Dallas	70,133	J. Garoppolo	15	11	0.7	8	1
10/29	L	10-33	at Philadelphia	69,596	B. Hoyer	5	7	1.4	9t	1
11/5	L	10-20	Arizona	70,133	49ers	408	1,662	4.1	61	15
11/12	W	31-21	New York Giants	70,133	Opponents	491	1,861	3.8	45	13
11/26	L	13-24	Seattle	70,134	Receiving	No	Yds	Avg	Long	TD
12/3	W	15-14	at Chicago	61,302	C. Hyde	59	350	5.9	18	0
12/10	W	26-16	at Houston	71,802	M. Goodwin	56	962	17.2	83t	2
12/17	W	25-23	Tennessee	70,133	G. Kittle	43	515	12.0	44	2
12/24	W	44-33	Jacksonville	70,133	T. Taylor	43	430	10.0	33	2
12/31	W	34-13	at Los Angeles Rams	66,125	P. Garçon	40	500	12.5	59	0

Team Statistics

Total First Downs

Rushing	88
Passing	206
Penalty	27
3rd Down: Made/Att	91/234
3rd Down Pct.	38.9%
4th Down: Made/Att	8/18
4th Down Pct.	44.4%

Possession Avg.

Total Net Yards

Avg. Per Game	349.2
Total Plays	1,058
Avg. Per Play	5.3

Net Yards Rushing

Avg. Per Game	103.9
Total Rushes	408

Net Yards Passing

Avg. Per Game	245.3
Sacked/Yards Lost	43/310
Gross Yards	4,235
Attempts/Completions	607/362
Completion Pct.	59.6%
Had Intercepted	15

Punts/Average

Net Punting Avg.

Penalties/Yards

Fumbles/Ball Lost

Touchdowns

Rushing

Passing

Returns

Score By Periods

49ers

Opponents

Scoring

R. Gould

C. Hyde

G. Celek

M. Breida

C. Beathard

G. Kittle

T. Taylor

A. Robinson

M. Goodwin

D. Johnson

J. Garoppolo

K. Juszczyk

B. Hoyer

L. Murphy

49ers

Opponents

49ers

Total First Downs

Rushing

Passing

Penalty

3rd Down: Made/Att

3rd Down Pct.

4th Down: Made/Att

4th Down Pct.

Possession Avg.

Total Net Yards

Avg. Per Game

Total Plays

Avg. Per Play

Net Yards Rushing

Avg. Per Game

Total Rushes

Net Yards Passing

Avg. Per Game

Sacked/Yards Lost

Gross Yards

Attempts/Completions

Completion Pct.

Had Intercepted

Punts/Average

Net Punting Avg.

Penalties/Yards

Fumbles/Ball Lost

Touchdowns

Rushing

Passing

Returns

Score By Periods

49ers

Opponents

Scoring

R. Gould

C. Hyde

G. Celek

M. Breida

C. Beathard

G. Kittle

T. Taylor

A. Robinson

M. Goodwin

D. Johnson

J. Garoppolo

K. Juszczyk

B. Hoyer

L. Murphy

49ers

Opponents

Opponents

Total First Downs

Rushing

Passing

Penalty

3rd Down: Made/Att

3rd Down Pct.

4th Down: Made/Att

4th Down Pct.

Possession Avg.

Total Net Yards

Avg. Per Game

Total Plays

Avg. Per Play

Net Yards Rushing

Avg. Per Game

Total Rushes

Net Yards Passing

Avg. Per Game

Sacked/Yards Lost

Gross Yards

Attempts/Completions

Completion Pct.

Had Intercepted

Punts/Average

Net Punting Avg.

Penalties/Yards

Fumbles/Ball Lost

Touchdowns

Rushing

Passing

Returns

Score By Periods

49ers

Opponents

Scoring

R. Gould

C. Hyde

G. Celek

M. Breida

C. Beathard

G. Kittle

T. Taylor

A. Robinson

M. Goodwin

D. Johnson

J. Garoppolo

K. Juszczyk

B. Hoyer

L. Murphy

49ers

Opponents

Opponents

Total First Downs

Rushing

Passing

Penalty

3rd Down: Made/Att

3rd Down Pct.

4th Down: Made/Att

4th Down Pct.

Possession Avg.

Total Net Yards

Avg. Per Game

Total Plays

Avg. Per Play

Net Yards Rushing

Avg. Per Game

Total Rushes

Net Yards Passing

Avg. Per Game

Sacked/Yards Lost

Gross Yards

Attempts/Completions

Completion Pct.

Had Intercepted

Punts/Average

Net Punting Avg.

Penalties/Yards

Fumbles/Ball Lost

Touchdowns

Rushing

Passing

Returns

Score By Periods

49ers

Opponents

Scoring

R. Gould

C. Hyde

G. Celek

M. Breida

C. Beathard

G. Kittle

T. Taylor

A. Robinson

M. Goodwin

D. Johnson

J. Garoppolo

K. Juszczyk

B. Hoyer

L. Murphy

49ers

Opponents

Opponents

Total First Downs

Rushing

Passing

Penalty

3rd Down: Made/Att

3rd Down Pct.

4th Down: Made/Att

4th Down Pct.

Possession Avg.

Total Net Yards

Avg. Per Game

Total Plays

Avg. Per Play

Net Yards Rushing

Avg. Per Game

Total Rushes

Net Yards Passing

Avg. Per Game

Sacked/Yards Lost

Gross Yards

Attempts/Completions

Completion Pct.

Had Intercepted

Punts/Average

Net Punting Avg.

Penalties/Yards

Fumbles/Ball Lost

Touchdowns

Rushing

Passing

Returns

Score By Periods

49ers

Opponents

Scoring

R. Gould

C. Hyde



2017 DEFENSIVE & SPECIAL TEAMS STATISTICS

DEFENSIVE STATISTICS

PLAYER	TACKLES			For Loss	Quarterback			FF	FR
	Total	Solo	Ast		Sacks	INT	PD		
D. Johnson	76	68	8	2	0.0	1	7	0	0
R. Foster	72	59	13	7	0.0	0	1	0	0
E. Reid	66	52	14	3	0.0	2	4	0	1
B. Coyle	62	36	26	3	0.5	0	1	1	0
D. Buckner	61	45	16	5	3.0	0	5	1	0
J. Tartt	54	37	17	3	0.5	1	3	0	0
K. Williams	54	42	12	4	1.0	1	5	2	1
R. Armstrong	53	38	15	2	1.0	2	2	1	0
S. Thomas	41	34	7	10	3.0	0	0	0	1
N. Bowman	38	22	16	1	0.0	0	1	0	0
E. Harold	34	26	8	5	2.0	0	0	0	0
E. Mitchell	33	19	14	3	1.0	0	4	0	1
J. Ward	32	27	5	1	0.0	0	1	0	1
A. Colbert	32	30	2	0	0.0	0	5	2	1
A. Witherspoon	32	28	4	0	0.0	2	7	1	0
R. Robinson	27	20	7	0	0.0	1	7	1	1
L. Douzable	19	17	2	3	2.0	0	0	0	0
T. Carradine	19	14	5	1	1.5	0	0	0	0
A. Armstead	16	8	8	2	1.5	0	1	0	0
L. Hall	16	15	1	1	0.0	0	1	0	0
S. Day	16	12	4	4	1.0	0	1	0	0
R. Blair III	15	10	5	2	2.0	0	0	1	0
E. Dumervil	13	9	4	8	6.5	0	0	0	0
D. Jones	10	8	2	1	0.0	0	1	0	0
C. Marsh	10	9	1	0	2.0	0	0	2	0
A. Lynch	9	5	4	2	1.0	0	0	0	1
X. Cooper	7	3	4	1	0.5	0	0	0	0
Da. Jones	6	3	3	0	0.0	0	0	0	0
T. McDaniel	5	5	0	1	0.0	0	1	1	0
D. Watson	4	3	1	0	0.0	0	0	0	0
L. Jerome	3	2	1	0	0.0	0	0	0	0
A. Exum Jr.	3	2	1	0	0.0	0	0	0	0
T. Powell	3	2	1	0	0.0	0	0	0	0
D. McCoil	1	1	0	0	0.0	0	0	0	0
G. Mabin	1	0	1	0	0.0	0	0	0	0
TOTALS	943	711	232	75	30.0	10	58	13	8

SACKS (30.0)

E. Dumervil (6.5) – 2.0 at Arz., 1.5 at Ind., 1.0 vs. NYG, 1.0 at Chi., 1.0 at LAR	A. Armstead (1.5) – 1.0 at Sea., 0.5 at Ind.
D. Buckner (3.0) – 1.0 at Arz., 0.5 at Ind., 1.0 at Hou., 0.5 vs. Ten.	T. Carradine (1.5) – 1.0 at Sea., 0.5 vs. Ten.
S. Thomas (3.0) – 1.0 at Arz., 1.0 at Was., 1.0 vs. Jax.	R. Armstrong (1.0) – 1.0 at Arz.
R. Blair III (2.0) – 2.0 vs. NYG	S. Day (1.0) – 1.0 at LAR
L. Douzable (2.0) – 2.0 at Phi.	A. Lynch (1.0) – 1.0 at Sea.
E. Harold (2.0) – 1.0 at Arz., 1.0 at Hou.	E. Mitchell (1.0) – 1.0 at Phi.
C. Marsh (2.0) – 1.0 at Chi., 1.0 at LAR	K. Williams (1.0) – 1.0 at Hou.
	X. Cooper (0.5) – 0.5 at Ind.
	B. Coyle (0.5) – 0.5 at Ind.
	J. Tartt (0.5) – 0.5 at Ind.

INTERCEPTIONS (10)

R. Armstrong (2) – 1–0 at Arz., 1–29 at Ind.	D. Johnson (1) – 1–50t vs. Jax.
E. Reid (2) – 1–0 vs. Arz., 1–0 vs. Sea.	R. Robinson (1) – 1–0 at Was.
A. Witherspoon (2) – 1–19 at Phi., 1–23 vs. Jax.	J. Tartt (1) – 1–37 vs. Car.
	K. Williams (1) – 1–27 vs. Jax.

SINGLE-GAME BESTS

Tackles: 14 by Reuben Foster vs. Arz.
Tackles For Loss: 2.0, six times, last by Sheldon Day at LAR
Sacks: 2.0, three times, last by Ronald Blair III
Passes Defensed: 4 by Rashard Robinson at Arz.
Interceptions: 1, eight times, last by D. Johnson, K. Williams & A. Witherspoon vs. Jax.
Forced Fumbles: 1, 10 times, last by A. Colbert, C. Marsh & A. Witherspoon at LAR
Fumble Recoveries: 1, seven times, last by Solomon Thomas & K'Waun Williams at LAR
Special Teams Tackles: 3 by Dekoda Watson at Sea.

SPECIAL TEAMS

PLAYER	Tot	Solo	Ast	FF	FR
R. Mostert	8	8	0	0	0
A. Colbert	6	5	1	0	0
D. Watson	6	4	2	0	0
E. Lee	5	3	2	1	0
A. Robinson	5	4	1	0	1
M. Nzeocha	4	3	1	0	0
D. McCoil	4	4	0	0	0
A. Jackson	3	2	1	0	0
K. Juszczyk	3	2	1	0	0
K. Nelson	3	2	1	0	1
B. Coyle	2	2	0	0	0
G. Celek	2	1	1	0	0
R. Armstrong	2	1	1	0	0
L. Hall	2	1	1	0	0
T. Powell	2	2	0	0	0
J. Tartt	1	1	0	0	0
D. Johnson	1	1	0	0	0
E. Reid	1	1	0	0	0
D. Buckner	1	1	0	0	0
M. Breida	1	1	0	0	0
G. Mabin	1	1	0	0	0
C. Marsh	1	1	0	0	0
J. McNichols	1	1	0	0	0
V. Bolden Jr.	0	0	0	1	0
TOTALS	65	52	13	2	2

KICK RECOVERIES (1)

R. Mostert (1) – recovered an onside kick vs. LAR



2017 SAN FRANCISCO 49ERS PARTICIPATION CHART

PLAYER	CAR 9-10	SEA 9-17	LAR 9-21	at ARZ 10-1	at IND 10-8	at WAS 10-15	DAL 10-22	at PHI 10-29	ARZ 11-5	NYG 11-12	SEA 11-26	at CHI 12-3	at HOU 12-10	TEN 12-17	JAX 12-24	at LAR 12-31	GP	GS	DNP	IA
Armstead, Arik*	LDE	LDE	LDE	LDE	LDE	LDE	IR	IR	IR	IR	IR	IR	IR	IR	IR	IR	6	6	0	0
Armstrong, Ray-Ray	P	WILL	WILL	WILL	WILL	WILL	P	P	P	P	NR	NR	NR	NR	NR	NR	6	5	0	0
Barnes, Tim	NR	NR	NR	NR	NR	NR	NR	NR	NR	NR	NR	IA	NR	DNP	NR	NR	1	0	3	1
Beadles, Zane	LG	NR	NR	NR	NR	NR	P	P	P	P	P	P	RT	RT	RT	RT	16	5	0	0
Beathard, C.J.	DNP	DNP	DNP	P	DNP	P	QB	QB	QB	QB	P	DNP	DNP	DNP	DNP	DNP	7	5	9	0
Blair III, Ronald	IR	IR	IR	IR	IR	IR	IR	IR	RDE	RDE	P	IA	IA	IA	IA	IA	6	2	0	2
Bolden Jr., Victor*	IA	P	P	P	P	P	IA	IA	P	P	IA	P	P	IR	IR	IR	9	0	0	4
Boulware, Ben	PS	NR	NR	NR	NR	NR	NR	NR	NR	NR	NR	NR	NR	NR	NR	NR	0	0	0	0
Bourne, Kendrick	P	IA	IA	IA	IA	IA	IA	IA	P	P	P	P	P	P	P	P	11	0	0	5
Bowman, NaVorro	MIKE	MIKE	MIKE	MIKE	MIKE	NR	NR	NR	NR	NR	NR	NR	NR	NR	NR	NR	5	5	0	0
Breida, Matt	P	P	P	P	P	P	P	P	P	P	P	P	P	P	P	P	16	0	0	0
Brown, Trent*	RT	RT	RT	RT	RT	RT	RT	IA	LT	LT	IA	RT	IA	IR	IR	IR	10	10	0	3
Buckner, DeForest	RDT	RDT	RDT	RDT	RDT	RDT	RDT	RDT	RDT	RDT	RDT	RDT	RDT	RDT	RDT	RDT	16	16	0	0
Burbridge, Aaron*	IR	IR	IR	IR	IR	IR	IR	IR	IR	IR	IR	IR	IR	IR	IR	IR	0	0	0	0
Carradine, Tank	RDE	P	RDE	IR	IR	IR	IR	IR	IR	IR	LDE	IA	LDE	LDE	LDE	LDE	8	7	0	1
Carter, DeAndre	PS	PS	PS	PS	PS	PS	PS	PS	PS	PS	PS	PS	PS	PS	PS	PS	0	0	0	0
Celek, Garrett	P	P	TE	TE	TE	TE	TE	TE	TE	TE	TE	TE	TE	TE	TE	TE	16	13	0	0
Colbert, Adrian	P	P	P	P	IA	P	P	P	FS	FS	IA	FS	FS	FS	FS	FS	14	6	0	2
Cooper, Xavier	P	IA	IA	P	P	P	NR	NR	NR	NR	NR	NR	NR	NR	NR	NR	5	0	0	2
Coyle, Brock	P	P	P	P	P	MIKE	P	MIKE	WILL	WILL	WILL	WILL	WILL	WILL	WILL	WILL	16	10	0	0
Day, Sheldon	NR	NR	NR	NR	NR	NR	NR	NR	NR	NR	P	P	P	P	P	P	6	0	0	0
Douzable, Leger	NR	NR	NR	NR	NR	NR	LDE	LDE	LDE	LDE	IA	LDE	IA	IA	IA	IA	5	5	0	5
Dumervil, Elvis	P	P	P	P	P	P	P	P	P	P	P	P	P	P	P	P	16	0	0	0
Exum Jr., Antone	NR	NR	NR	NR	NR	NR	NR	NR	NR	FS	FS	IA	IA	IA	IA	IA	2	1	0	5
Flynn, JP	PS	PS	PS	PS	PS	PS	PS	PS	PS	PS	PS-IR	PS-IR	PS-IR	PS-IR	PS-IR	PS-IR	10	10	0	0
Foster, Reuben	WILL	IA	IA	IA	IA	IA	MIKE	IA	MIKE	MIKE	MIKE	MIKE	MIKE	MIKE	MIKE	MIKE	0	0	0	6
Fusco, Brandon	RG	RG	RG	RG	RG	RG	RG	RG	RG	RG	RG	RG	RG	RG	RG	RG	16	16	0	0
Garcon, Pierre*	WR	WR	WR	WR	WR	WR	WR	WR	IR	IR	IR	IR	IR	IR	IR	IR	8	8	0	0
Garnett, Joshua*	IR	IR	IR	IR	IR	IR	IR	IR	IR	IR	IR	IR	IR	IR	IR	IR	0	0	0	0
Garoppolo, Jimmy	NR	NR	NR	NR	NR	NR	NR	NR	DNP	DNP	P	QB	QB	QB	QB	QB	6	5	2	0
Gilbert, Jimmie*	IR	IR	IR	IR	IR	IR	IR	IR	IR	IR	IR	IR	IR	IR	IR	IR	0	0	0	1
Gilliam, Garry*	P	P	P	P	P	P	RT	IA	IR	IR	IR	IR	IR	IR	IR	IR	8	1	0	1
Goodwin, Marquise	WR	WR	WR	WR	WR	WR	WR	WR	WR	WR	WR	WR	WR	WR	WR	WR	16	16	0	0
Gould, Robbie	P	P	P	P	P	P	P	P	P	P	P	P	P	P	P	P	16	0	0	0
Hall, Leon	NR	NR	NR	NR	NR	IA	NR	NR	P	P	P	P	P	P	P	P	9	1	0	1
Harold, Eli	SAM	PS	SAM	SAM	PS	SAM	P	SAM	SAM	SAM	SAM	SAM	SAM	SAM	SAM	SAM	16	11	0	0
Hikutini, Cole*	PS	PS	PS	PS	PS	PS	P	P	IR	IR	IR	IR	IR	IR	IR	IR	4	0	0	0
Hoyer, Brian	QB	QB	QB	QB	QB	QB	DNP	DNP	NR	NR	NR	NR	NR	NR	NR	NR	6	6	2	0
Hunt, Cameron	NR	NR	NR	NR	NR	NR	NR	NR	NR	NR	NR	NR	NR	NR	NR	NR	0	0	0	0
Hyde, Carlos	RB	RB	RB	RB	RB	RB	RB	RB	RB	RB	RB	RB	RB	RB	RB	RB	16	16	0	0
Iworah, Prince Charles	IR	IR	IR	IR	IR	IR	IR	IR	IR	IR	IR	IR	IR	IR	IR	IR	0	0	0	0
Jackson, Asa*	PS	P	P	P	P	IR	IR	IR	IR	IR	IR	IR	IR	IR	IR	IR	4	0	0	0
James, Chancellor*	IR	IR	IR	IR	IR	IR	IR	IR	IR	IR	IR	IR	IR	IR	IR	IR	0	0	0	0
Jerome, Lorenzo	P	IA	P	P	P	NR	NR	NR	NR	NR	NR	NR	NR	NR	NR	NR	4	0	0	1
Johnson III, BJ	IR	IR	IR	NR	NR	NR	NR	NR	NR	NR	NR	NR	NR	NR	NR	NR	0	0	0	0
Johnson, Dontae	RCB	RCB	RCB	RCB	RCB	RCB	RCB	RCB	RCB	RCB	RCB	RCB	RCB	RCB	RCB	RCB	16	16	0	0
Jones, Chris*	IR	IR	IR	IR	IR	IR	IR	IR	IR	IR	IR	IR	IR	IR	IR	IR	0	0	0	0
Jones, D.J.	P	P	P	P	P	P	P	IA	IA	IA	IA	IA	IA	IA	IA	IA	9	0	0	7
Jones, Datone	NR	NR	NR	NR	NR	NR	NR	P	P	P	NR	NR	NR	NR	NR	NR	3	0	0	0
Jones, Don*	IR	IR	IR	IR	IR	IR	IR	IR	IR	IR	IR	IR	IR	IR	IR	IR	0	0	0	0
Jones, Jarnor	NR	PS	PS	PS	PS	PS	NR	NR	NR	NR	NR	NR	NR	NR	NR	NR	0	0	0	0
Juszczyk, Kyle	FB	FB	FB	FB	P	IA	IA	P	P	FB	FB	FB	FB	FB	FB	FB	14	9	0	2
Kilgore, Daniel	C	C	C	C	C	C	C	C	C	C	C	C	C	C	C	C	16	16	0	0
Kittle, George	TE	TE	P	P	TE	TE	TE	TE	TE	IA	P	P	P	P	P	P	15	7	0	1
Lauderdale, Andrew	NR	NR	NR	NR	NR	NR	NR	NR	NR	PS	PS	PS	PS	PS	PS	PS	0	0	0	0
Lee, Elijah	NR	P	P	P	P	P	P	P	P	IA	P	P	P	P	P	P	14	0	0	1
Liggins, Jeremy	NR	NR	NR	NR	NR	PS	PS	PS	NR	NR	NR	NR	NR	NR	NR	NR	0	0	0	0
Lokombo, Boséko	NR	NR	NR	NR	NR	NR	NR	NR	NR	NR	NR	NR	NR	NR	NR	NR	0	0	0	0
Lynch, Aaron	IA	P	P	P	P	P	IA	IA	IA	IA	IA	IA	IA	IA	IA	IA	7	0	0	9
Mabin, Greg	NR	NR	NR	NR	NR	NR	PS	PS	P	P	P	P	P	IA	IA	IA	6	0	0	2
Magnuson, Erik*	DNP	IA	IA	IA	IA	IA	IA	IA	RT	RT	IR	IR	IR	IR	IR	IR	4	2	1	6
Marsh, Cassius	NR	NR	NR	NR	NR	NR	NR	NR	NR	NR	P	P	P	P	P	P	6	0	0	0
McCaffrey, Max	NR	NR	NR	NR	NR	NR	NR	NR	NR	NR	NR	NR	NR	NR	IA	IA	0	0	0	3
McCoil, Dexter	NR	NR	NR	NR	NR	IA	IA	IA	P	P	P	P	P	P	P	P	8	0	0	3
McDaniel, Tony	NR	NR	NR	NR	NR	NR	P	P	P	P	NR	NR	NR	NR	NR	NR	4	0	0	0
McNichols, Jeremy	PS	PS	PS	PS	PS	PS	PS	PS	PS	PS	PS	IA	IA	IA	IA	IA	2	0	0	3
Mitchell, Earl	LDT	LDT	LDT	LDT	LDT	LDT	LDT	LDT	LDT	LDT	LDT	LDT	LDT	LDT	LDT	LDT	16	16	0	0
Mostert, Raheem*	P	P	P	P	P	P	P	P	P	P	P	IR	IR	IR	IR	IR	11	0	0	0
Mullens, Nick	PS	PS	PS	PS	PS	PS	PS	PS	PS	PS	PS	PS	PS	PS	PS	PS	0	0	0	0
Murphy, Louis	NR	NR	NR	NR	NR	NR	NR	NR	NR	WR	WR	WR	WR	WR	WR	WR	7	7	0	0
Murphy, Pace	NR	NR	PS	PS	PS	PS	PS	PS	PS	PS	PS	PS	PS	PS	PS	PS	0	0	0	0
Nelson, Kyle	P	P	P	P	P	P	P	P	P	P	P	P	P	P	P	P	16	0	0	0
Newsom, Donavin*	IR	IR	IR	IR	IR	IR	IR	IR	IR	IR	IR	IR	IR	IR	IR	IR	0	0	0	0
Nwachukwu, Noble	PS	PS	PS	PS	PS	NR	NR	NR	PS	PS	PS	NR	NR	NR	NR	NR	0	0	0	0
Nzeocha, Mark	NR	NR	NR	IA	IA	P	IA	P	P	P	P	P	P	P	P	P	10	0	0	3
Paulsen, Logan	P	P	P	P	P	P	NR	NR	P	P	P	P	P	P	P	P	13	1	0	0
Pinion, Bradley	P	P	P	P	P	P	P	P	P	P	P	P	P	P	P	P	16	0	0	0
Powell, Tyvis	NR	NR	NR	NR	NR	NR	NR	NR	PS	PS	PS	PS	PS	PS	NR	NR	3	0	0	0
Reaser, Keith	P	NR	NR	NR	NR	NR	NR	NR	NR	NR	NR	NR	NR	NR	NR	NR	1	0	0	0
Redmond, Will	IR	IR	IR	IR	IR	IR	IR	IR	NR	NR	NR	NR	NR	NR	NR	NR	0	0	0	0
Reed, Trovon	NR	NR	NR	NR	NR	NR	NR	NR	NR	NR	NR	NR	NR	NR	NR	NR	0	0	0	0
Reid, Eric	SS	SS	IA	IA	IA	IA	WILL	WILL	SS	SS	SS	SS	SS	SS	SS	SS	13	12	0	3
Robinson, Aldrick	P	P	P	P	P	P	P	P	WR	P	P	P	P	P	P	P	16	1	0	0
Robinson, Rashard	LCB	LCB	LCB	LCB	LCB	LCB	LCB	P	NR	NR	NR	NR	NR	NR	NR	NR	8	7	0	0
Smeelter, DeAndre	PS	PS	PS	PS	PS	PS	PS	PS	PS	PS	PS	PS	PS	PS	PS	PS	0	0	0	0
Smith, Malcolm*	IR	IR	IR	IR	IR	IR	IR	IR	IR	IR	IR	IR	IR	IR	IR	IR	0	0	0	0
Staley, Joe	LT	LT	LT	LT	LT	LT	LT	LT	IA	LT	LT	LT	LT	LT	LT	LT	15	15	0	1
Stribling, Channing	NR	NR	NR	NR	NR	NR	NR	NR	NR	NR	NR	PS	PS	PS	PS	PS	0	0	0	0
Tartt, Jaquiski*	FS	FS	SS	SS	SS	SS	SS	P	FS	IR	IR	IR	IR	IR	IR	IR	9	8	0	0
Taumoepenu, Pita	IA	IA	P	P	P	P	IA	IA	IA	IA	IA	IA	IA	IA	IA	IA	2	0	0	14
Taylor, Trent	IA	P	P	P	P	P	P	P	P	IA	IA	P	P	P	WR	WR	15	2	0	



2017 SAN FRANCISCO 49ERS GAME-BY-GAME STARTERS & INACTIVES

OFFENSE

Opp	WR	LT	LG	C	RG	RT	TE	WR	FB	RB	QB	Other
CAR	Garçon	Staley	Beadles	Kilgore	Fusco	Brown	Kittle	Goodwin	Juszczyk	Hyde	Hoyer	
at SEA	Garçon	Staley	Tomlinson	Kilgore	Fusco	Brown	Kittle	Goodwin	Juszczyk	Hyde	Hoyer	
LAR	Garçon	Staley	Tomlinson	Kilgore	Fusco	Brown	Celek	Goodwin	Juszczyk	Hyde	Hoyer	
at ARZ	Garçon	Staley	Tomlinson	Kilgore	Fusco	Brown	Celek	Goodwin	Juszczyk	Hyde	Hoyer	
at IND	Garçon	Staley	Tomlinson	Kilgore	Fusco	Brown	Kittle	Goodwin		Hyde	Hoyer	Celek (TE)
at WAS	Garçon	Staley	Tomlinson	Kilgore	Fusco	Brown	Kittle	Goodwin		Hyde	Hoyer	Celek (TE)
DAL	Garçon	Staley	Tomlinson	Kilgore	Fusco	Brown	Kittle	Goodwin		Hyde	Beathard	Celek (TE)
at PHI	Garçon	Staley	Tomlinson	Kilgore	Fusco	Gilliam	Kittle	Goodwin		Hyde	Beathard	Celek (TE)
ARZ	A. Robinson	Brown	Tomlinson	Kilgore	Fusco	Magnuson	Kittle	Goodwin		Hyde	Beathard	Celek (TE)
NYG	Murphy	Staley	Tomlinson	Kilgore	Fusco	Brown	Celek	Goodwin	Juszczyk	Hyde	Beathard	
SEA	Murphy	Staley	Tomlinson	Kilgore	Fusco	Magnuson	Celek	Goodwin	Juszczyk	Hyde	Beathard	
at CHI	Murphy	Staley	Tomlinson	Kilgore	Fusco	Brown	Celek	Goodwin	Juszczyk	Hyde	Garoppolo	
at HOU	Murphy	Staley	Tomlinson	Kilgore	Fusco	Beadles	Celek	Goodwin	Juszczyk	Hyde	Garoppolo	
TEN	Murphy	Staley	Tomlinson	Kilgore	Fusco	Beadles	Celek	Goodwin	Juszczyk	Hyde	Garoppolo	
JAX	Murphy	Staley	Tomlinson	Kilgore	Fusco	Beadles	Celek	Goodwin	Juszczyk	Hyde	Garoppolo	Taylor (WR)
at LAR	Murphy	Staley	Tomlinson	Kilgore	Fusco	Beadles	Paulsen	Goodwin	Juszczyk	Hyde	Garoppolo	

DEFENSE

Opp	LDE	LDT	RDT	RDE	SAM	MIKE	WILL	LCB	RCB	SS	FS	Other
CAR	Armstead	Mitchell	Buckner	Carradine	Harold	Bowman	Foster	Robinson	Johnson	Reid	Tartt	
at SEA	Armstead	Mitchell	Buckner	Thomas		Bowman	Armstrong	Robinson	Johnson	Reid	Tartt	K. Williams (NB)
LAR	Armstead	Mitchell	Buckner	Carradine	Harold	Bowman	Armstrong	Robinson	Johnson	Tartt	Ward	
at ARZ	Armstead	Mitchell	Buckner	Thomas		Bowman	Armstrong	Robinson	Johnson	Tartt	Ward	K. Williams (NB)
at IND	Armstead	Mitchell	Buckner	Thomas	Harold	Bowman	Armstrong	Robinson	Johnson	Tartt	Ward	K. Williams (NB)
at WAS	Armstead	Mitchell	Buckner	Thomas	Harold	Coyle	Armstrong	Robinson	Johnson	Tartt	Ward	K. Williams (NB)
DAL	Douzable	Mitchell	Buckner	Thomas		Foster	Reid	Robinson	Johnson	Tartt	Ward	K. Williams (NB)
at PHI	Douzable	Mitchell	Buckner	Thomas	Harold	Coyle	Reid	Witherspoon	Johnson		Ward	L. Hall (NB)
ARZ	Douzable	Mitchell	Buckner	Blair	Harold	Foster	Coyle	Witherspoon	Johnson	Reid	Tartt	
NYG	Douzable	Mitchell	Buckner	Blair	Harold	Foster	Coyle	Witherspoon	Johnson	Reid	Colbert	
SEA	Carradine	Mitchell	Buckner	Thomas	Harold	Foster	Coyle	Witherspoon	Johnson	Reid	Exum	
at CHI	Douzable	Mitchell	Buckner	Thomas	Harold	Foster	Coyle	Witherspoon	Johnson	Reid	Colbert	
at HOU	Carradine	Mitchell	Buckner	Thomas	Harold	Foster	Coyle	Witherspoon	Johnson	Reid	Colbert	
TEN	Carradine	Mitchell	Buckner	Thomas		Foster	Coyle	Witherspoon	Johnson	Reid	Colbert	K. Williams (NB)
JAX	Carradine	Mitchell	Buckner	Thomas	Harold	Foster	Coyle	Witherspoon	Johnson	Reid	Colbert	
at LAR	Carradine	Mitchell	Buckner	Thomas		Foster	Coyle	Witherspoon	Johnson	Reid	Colbert	K. Williams (NB)

INACTIVES

Opp	
CAR	Bolden/Witherspoon/Ward/Taumoepenu/Lynch/Theus/Tomlinson
at SEA	Bourne/Witherspoon/Jerome/Taumoepenu/Foster/Magnuson/Cooper
LAR	Bourne/Witherspoon/Reid/Taumoepenu/Foster/Magnuson/Cooper
at ARZ	Bourne/Witherspoon/Reid/Nzeocha/Taumoepenu/Foster/Magnuson
at IND	Bourne/Reid/Colbert/Nzeocha/Foster/Magnuson/Watson
at WAS	Bourne/Hall/McCoil/Juszczyk/Foster/Magnuson/Watson
DAL	Bolden/McCoil/Juszczyk/Nzeocha/Taumoepenu/Lynch/Magnuson
at PHI	Bolden/K. Williams/McCoil/Taumoepenu/Foster/Lynch/T. Brown
ARZ	K. Williams/Taumoepenu/Lynch/Staley/Gilliam/D. Jones/Thomas
NYG	Lee/Taumoepenu/Lynch/D. Williams/Taylor/Kittle/Thomas
SEA	Bolden/Colbert/Taumoepenu/Lynch/Brown/Douzable/D.J. Jones
at CHI	McNichols/Exum/Taumoepenu/Lynch/Barnes/D.J. Jones/Carradine
at HOU	McNichols/Exum/Taumoepenu/T. Brown/Douzable/D.J. Jones/Blair
TEN	McCaffrey/Mabin/Exum/Taumoepenu/Douzable/D.J. Jones/Blair
JAX	McCaffrey/Mabin/Exum/Taumoepenu/Lynch/Douzable/D.J. Jones
at LAR	McCaffrey/McNichols/Exum/Taumoepenu/Lynch/Douzable/D.J. Jones



2017 SAN FRANCISCO 49ERS TRANSACTIONS

1-3	Signed OL Norman Price to a Reserve/Future contract.	4-28	Selected CB Ahkello Witherspoon in the third round (66th overall) of the 2017 NFL Draft.
1-13	Signed P Brock Miller to a Reserve/Future contract.		Traded 3rd round pick (67) to New Orleans for their 7th round pick (229) and their 2nd round pick in 2018.
1-18	Signed K Nick Rose to a Reserve/Future contract.		Traded 4th round pick (109) and 7th round pick (219) to Minnesota for their 3rd round pick (104).
1-19	Signed WR Rashad Ross to a Reserve/Future contract.		Selected QB C.J. Beathard in the third round (104th overall) of the 2017 NFL Draft.
1-30	Announced John Lynch general manager of the San Francisco 49ers.	4-29	Traded 4th round pick in 2018 to Denver for RB Kapri Bibbs and their 5th round pick (177).
1-31	Announced Adam Peters vice president of player personnel of the San Francisco 49ers.		Traded 4th round pick (143) and 5th round pick (161) to Indianapolis for their 4th round pick (121).
2-6	Announced Kyle Shanahan head coach of the San Francisco 49ers.		Selected RB Joe Williams in the 4th round (121st overall) of the 2017 NFL Draft.
2-9	Announced Martin Mayhew senior personnel executive of the San Francisco 49ers.		Selected TE George Kittle in the 5th round (146th overall) of the 2017 NFL Draft.
2-10	Announced coaching staff additions: Jon Embree (assistant head coach/tight ends); Nick Kray (administrative assistant to the head coach); T.C. McCartney (offensive assistant); Rich Scangarello (quarterbacks); Bobby Turner (running backs); Ray Wright (head strength & conditioning).		Selected WR Trent Taylor in the 5th round (177th overall) of the 2017 NFL Draft.
2-13	Announced coaching staff additions: Taylor Embree (offensive quality control); Mike LaFleur (wide receivers); Mike McDaniel (run game specialist).		Selected DT D.J. Jones in the 6th round (198th overall) of the 2017 NFL Draft.
2-17	Announced coaching staff additions: Richard Hightower (special teams coordinator); Robert Saleh (defensive coordinator); Jeff Hafley (defensive backs); Johnny Holland (linebackers); Marquis Johnson (strength & conditioning assistant); Dustin Perry (strength & conditioning assistant); Bobby Slowik (defensive quality control); Jason Tarver (senior defensive assistant); Jeff Zgonina (defensive line).		Selected DL Pita Taumoepeenu in the 6th round (202nd overall) of the 2017 NFL Draft.
2-21	Announced coaching staff additions: John Benton (offensive line); Daniel Bullocks (assistant defensive backs); Michael Clay (strength & conditioning assistant); Stan Kwan (assistant special teams); Vince Oghobaase (assistant defensive line); DeMeco Ryans (defensive quality control); Adam Stenavich (assistant offensive line).	5-1	Exercised the fifth-year option on DB Jimmie Ward for the 2018 season.
2-22	Signed CB K'Waun Williams to a one-year deal.	5-2	Released the following 13 players: OL Alex Balducci, S Marcus Ball, LB Carl Bradford, LB Jayson DiManche, TE Je'Ron Hamm, WR Chris Harper, LB Wynton McManis, P Brock Miller, DL Zach Moore, NT Mike Purcell, WR Eric Rogers, CB JaCorey Shepherd and LB Shayne Skov.
2-24	Signed WR DeAndre Carter to a two-year deal.		Signed C Tim Barnes and OL Brandon Fusco to one-year deals.
2-25	Signed NT Earl Mitchell to a four-year deal.	5-4	The 49ers signed six of their 10 draft picks, each to four-year deals: DB Adrian Colbert, DL D.J. Jones, TE George Kittle, DL Pita Taumoepeenu, WR Trent Taylor and RB Joe Williams.
2-27	Tendered one-year contracts to exclusive rights free agents LB Carl Bradford and NT Mike Purcell.		Signed the following Undrafted Free Agents: WR Victor Bolden, WR Kendrick Bourne, RB Matt Breida, WR Ka'Darius Cannon, OL JP Flynn, CB Zach Franklin, DL Jimmie Gilbert, S Malik Golden, OL Evan Goodman, TE Cole Hikutini, DB Lorenzo Jerome, OL Erik Magnuson, FB Tyler McCloskey, QB Nick Mullens, LB Donavin Newsom, DL Noble Nwachukwu, OL Bret Treadway and OL Darrell Williams Jr.
3-4	Signed WR Jeremy Kerley to a three-year contract extension through the 2019 season.	5-5	Waived RB Mike Davis.
3-7	Released S Antoine Bethea and WR Torrey Smith.	5-8	Signed S Chancellor James, WR BJ Johnson III and OL Richard Levy and released WR KD Cannon, RB DuJuan Harris and OL Bret Treadway.
3-8	Waived C Marcus Martin.	5-12	Signed 2017 3rd round draft pick CB Ahkello Witherspoon to a four-year deal.
3-9	Signed WR Pierre Garçon to a five-year deal, WR Marquise Goodwin to a two-year deal, K Robbie Gould to a two-year deal, QB Brian Hoyer to a two-year deal, FB Kyle Juszyk to a four-year deal, TE Logan Paulsen to a one-year deal and LB Malcolm Smith to a five-year deal.	6-1	Signed CB Will Davis to a one-year deal and waived WR Rashad Ross.
3-10	Signed QB Matt Barkley to a two-year deal, LB Brock Coyle to a one-year deal, DB Don Jones to a two-year deal and WR Aldrick Robinson to a two-year deal.	6-8	Signed LB Elvis Dumervil to a two-year deal and waived OL Evan Goodman.
3-15	Acquired OL Jeremy Zuttah from the Baltimore Ravens along with the Ravens 2017 sixth round draft choice (198th overall) in exchange for the 49ers 2017 sixth round draft choice (186th overall).	6-9	Signed 2017 1st round draft pick LB Reuben Foster to a four-year deal.
3-16	Re-signed DL Chris Jones to a one-year deal.		Signed OL Andrew Lauderdale to a two-year deal and waived S Malik Golden.
3-17	Signed LB Dekoda Watson to a three-year deal.	6-13	Signed 2017 3rd round draft pick QB C.J. Beathard to a four-year deal.
3-28	Re-signed RB DuJuan Harris to a one-year deal.	7-28	Placed DB Jimmie Ward on the Active/Physically Unable to Perform List.
4-4	Signed RB Tim Hightower to a one-year deal.		Signed 2017 1st round draft pick DL Solomon Thomas to a four-year deal.
4-7	Signed LB Jayson DiManche to a one-year deal and released CB Tra- maine Brock.	7-31	Claimed WR Tim Patrick off waivers from the Baltimore Ravens and waived/injured WR BJ Johnson III.
4-19	Signed OL Garry Gilliam to a one-year deal.		Signed WR Louis Murphy to a one-year deal and waived/injured LB Jimmie Gilbert.
4-27	Traded 1st round pick (2) to Chicago for their 1st round pick (3), their 3rd round pick (67), their 4th round pick (111) and their 3rd round pick in 2018.	8-3	Waived WR Bruce Ellington.
	Selected DL Solomon Thomas in the first round (3rd overall) of the 2017 NFL Draft.	8-5	Signed LB Jayson DiManche to a one-year deal.
	Traded 2nd round pick (34) and 4th round pick (111) to Seattle for their 1st round pick (31).	8-7	Signed LB Austin Calitro to a two-year deal and placed LB Malcolm Smith on the Injured Reserve List.
	Selected LB Reuben Foster in the first round (31st overall) of the 2017 NFL Draft.		



2017 SAN FRANCISCO 49ERS TRANSACTIONS

8-8	Signed CB Asa Jackson to a one-year deal and waived/injured CB Zach Franklin.	10-10	Signed CB Leon Hall to a one-year deal and placed CB Asa Jackson on the Injured Reserve List.
8-9	Signed LB Sean Porter to a one-year deal and released OL Jeremy Zuttah.	10-11	Signed DL Jeremy Liggins to the team's practice squad and released DL Noble Nwachukwu.
8-12	Waived CB Zach Franklin from the Injured Reserve List.	10-13	Released LB NaVorro Bowman.
8-13	Waived OL Richard Levy.	10-14	Promoted TE Cole Hikutini from the team's practice squad to the 53-man roster.
8-14	Signed DL Leger Douzable and OL Andrew Gardner to one-year deals and waived/injured S Chancellor James.	10-17	Placed DL Arik Armstead on the Injured Reserve List and released TE Logan Paulsen. Signed DL Leger Douzable and DL Tony McDaniel to one-year deals.
8-16	Waived/injured LB Jayson DiManche and placed LB Donavin Newsum on the Injured Reserve List.	10-18	Released DB Jarnor Jones from the team's practice squad and signed CB Greg Mabin and TE Cole Wick to the practice squad.
8-17	Signed LB Shayne Skov to a one-year deal.	10-19	Signed TE Logan Paulsen to a one-year deal and released CB Leon Hall.
8-21	Waived LB Jayson DiManche from the Injured Reserve List.	10-24	Waived DL Xavier Cooper and released TE Logan Paulsen and signed CB Leon Hall and DL Datone Jones to a one-year deals.
8-23	Signed DL Sen'Derrick Marks to a one-year deal. Activated DB Jimmie Ward from the Active/Physically Unable to Perform List.	10-30	Signed DL Noble Nwachukwu to the team's practice and released DL Jeremy Liggins from the practice squad.
8-25	Released LB Ahmad Brooks.	10-31	The 49ers agreed to a trade with the New England Patriots to acquire QB Jimmy Garoppolo in exchange for San Francisco's 2018 second round draft pick. Traded CB Rashard Robinson to the New York Jets in exchange for an undisclosed 2018 draft choice. The team has also released QB Brian Hoyer and released CB Will Redmond from the Injured Reserve List.
8-29	Traded TE Vance McDonald to the Pittsburgh Steelers in exchange for an undisclosed draft choice. Released LB Sean Porter.	11-1	Placed DB Jimmie Ward on the Injured Reserve List, signed OL Bryce Harris to a one-year deal and promoted CB Greg Mabin to the active roster from the team's practice squad. The team also signed DB Tyvis Powell to the team's practice squad.
8-31	Acquired OL Laken Tomlinson from the Detroit Lions in exchange for an undisclosed draft choice.	11-4	Activated DL Ronald Blair III from the Injured Reserve List and promoted OL Darrell Williams Jr. to the active roster from the team's practice squad. The team also placed WR Pierre Garçon on the Injured Reserve List and released OL Bryce Harris.
9-1	Waived/injured CB Prince Charles Iworah and CB Will Redmond. Released the following seven players: QB Matt Barkley, C Tim Barnes, CB Will Davis, DL Leger Douzable, OL Andrew Gardner, RB Tim High-tower, WR Louis Murphy. Waived the following eight players: RB Kapri Bibbs, OL Andrew Lauderdale, FB Tyler McCloskey, WR Tim Patrick, OL Norman Price, K Nick Rose, LB Shayne Skov, S Vinnie Sunseri.	11-6	Signed WR Louis Murphy and TE Logan Paulsen to one-year deals and placed TE Cole Hikutini and S Jaquiski Tartt on the Injured Reserve List. The 49ers also signed OL Andrew Lauderdale to the team's practice squad.
9-2	Placed WR Aaron Burbridge, G Joshua Garnett, DL Chris Jones, DB Don Jones and RB Joe Williams on the Injured Reserve List. Released the following three players: NT Quinton Dial, WR Jeremy Kerley, DL Sen'Derrick Marks. Waived the following 10 players: TE Blake Bell, LB Austin Calitro, WR DeAndre Carter, OL JP Flynn, TE Cole Hikutini, CB Asa Jackson, QB Nick Mullens, DL Noble Nwachukwu, WR DeAndre Smelter, OL Darrell Williams Jr.	11-7	Signed DB Antone Exum Jr. to a one-year deal and placed OL Garry Gilliam on the Injured Reserve List.
9-3	Claimed DL Xavier Cooper off waivers from the Cleveland Browns and released TE Logan Paulsen. Re-signed TE Logan Paulsen to a one-year deal and placed DL Ronald Blair III on the Injured Reserve List. Signed eight players to the team's practice squad: WR DeAndre Carter, OL JP Flynn, TE Cole Hikutini, CB Asa Jackson, QB Nick Mullens, DL Noble Nwachukwu, WR DeAndre Smelter, OL Darrell Williams Jr.	11-13	Released DL Tony McDaniel and placed OL JP Flynn on the practice squad Injured Reserve List.
9-4	Signed RB Jeremy McNichols to the team's practice squad.	11-14	Signed OL Cameron Hunt to the team's practice squad.
9-5	Signed LB Ben Boulware to the team's practice squad.	11-20	Claimed DL Sheldon Day off waivers from the Jacksonville Jaguars.
9-12	Released LB Ben Boulware from the team's practice squad and signed DB Jarnor Jones to the practice squad.	11-21	Waived DL Datone Jones.
9-13	Signed LB Elijah Lee from the Minnesota Vikings practice squad to a two-year deal and waived OL John Theus.	11-22	Claimed DL Cassius Marsh off waivers from the New England Patriots.
9-16	Promoted CB Asa Jackson to the active roster from the team's practice squad and waived CB Keith Reaser.	11-25	Activated DL Tank Carradine from the Injured Reserve List and waived LB Ray-Ray Armstrong.
9-18	Signed T Pace Murphy to the team's practice squad.	11-29	Placed OL Erik Magnuson and RB Raheem Mostert on the Injured Reserve List. Signed OL Tim Barnes to a one-year deal and promoted RB Jeremy McNichols to the active roster from the team's practice squad. Signed LB Boseko Lokombo and CB Channing Stribling to the team's practice squad and released DL Noble Nwachukwu from the practice squad.
9-25	Signed LB Mark Nzeocha from the Dallas Cowboys practice squad to a one-year deal and placed DL Tank Carradine on the Injured Reserve List.	12-13	Signed WR Max McCaffrey from the Green Bay Packers practice squad to a two-year deal and placed WR Victor Bolden Jr. on the Injured Reserve List.
9-26	Waived WR BJ Johnson III from the Injured Reserve List.	12-16	Promoted DB Tyvis Powell to the active roster from the team's practice squad and placed OL Trent Brown on the Injured Reserve List.
9-29	Signed CB K'Waun Williams to a three-year extension through the 2020 season.	12-20	Signed DB Trovon Reed to the team's practice squad.
10-9	Claimed DB Dexter McCoil off waivers from the Los Angeles Chargers and waived DB Lorenzo Jerome.		



2018 SAN FRANCISCO 49ERS TRANSACTIONS

1-2	Signed the following to Reserve/Future contracts: WR DeAndre Carter, FB Malcolm Johnson, OL Andrew Lauderdale, LB Boseko Lokombo, QB Nick Mullens, T Pace Murphy, DB Trovon Reed, CB Channing Stribling and TE Cole Wick.	5-9	Signed OL Mike Person to a one-year deal.
1-8	Named Ken Norton Jr. assistant head coach – defense/inside linebackers. In addition, Johnny Holland will become the team's run game specialist/outside linebackers coach and Michael Clay will become an assistant special teams coach.	5-11	Signed 2018 5th round draft pick CB D.J. Reed Jr. to a four-year deal.
1-26	Re-signed LB Mark Nzeocha to a one-year deal.	5-14	Signed 2018 6th round draft pick S Marcell Harris to a four-year deal.
2-7	Re-signed DL Cassius Marsh to a two-year deal.	5-15	Claimed CB C.J. Goodwin off waivers from the New York Giants.
2-8	Signed QB Jimmy Garoppolo to a five-year contract extension through the 2022 season.		Signed undrafted rookie free agent DL Blaine Woodson to a three-year deal.
2-14	Signed C Daniel Kilgore to a three-year contract extension through the 2020 season.		Waived WR DeAndre Carter.
2-27	Signed OL Garry Gilliam to a two-year contract extension through the 2019 season.	6-5	Waived DB Trovon Reed.
3-8	Signed WR Marquise Goodwin to a three-year extension through the 2021 season.	6-6	Signed DB Antone Exum Jr. to a one-year deal.
3-11	Signed CB Richard Sherman to a three-year deal.	6-13	Signed 2018 3rd round draft pick LB Fred Warner to a four-year deal.
3-12	RB Raheem Mostert signed his one-year exclusive rights tender and the team signed P Jeff Locke to a one-year deal.	6-22	Signed OL Laken Tomlinson to a three-year contract extension through the 2021 season.
3-15	Signed C/G Weston Richburg to a five-year deal, RB Jerick McKinnon to a four-year deal and LB Brock Coyle to a three-year deal. Traded C Daniel Kilgore to the Miami Dolphins for undisclosed compensation.	7-23	Signed 2018 1st round draft pick T Mike McGlinchey to a four-year deal.
3-16	Signed DL Jeremiah Attaochu to a one-year deal.	7-25	Signed 2018 2nd round draft pick WR Dante Pettis to a four-year deal.
3-20	Signed G Jonathan Cooper to a one-year deal.		Signed OL JP Flynn to a two-year deal.
4-4	Signed LB Korey Toomer to a one-year deal.		Signed DL Will Sutton and DL Cedric Thornton to one-year deals.
4-26	Selected T Mike McGlinchey in the first round (9th overall) of the 2018 NFL Draft.		Waived DB Don Jones, OL Jamar McGloster and DL Blaine Woodson.
4-27	Signed S Jaquiski Tartt to a two-year contract extension through the 2020 season.		Placed G Jonathan Cooper, WR Trent Taylor and LB Dekoda Watson on the Active/Physically Unable to Perform List.
	Traded T Trent Brown and 2018 5th round pick (143) to New England for their 2018 3rd round pick (95).		Placed S Marcell Harris, LB Malcolm Smith and DL Kentavious Street on the Active/Non-Football Injury List.
4-28	Selected WR Dante Pettis in the second round (44th overall), LB Fred Warner (70th overall) and DB Tarvarius Moore (95th overall) in the third round of the 2018 NFL Draft.	7-31	Activated G Jonathan Cooper, WR Trent Taylor and LB Dekoda Watson from the Active/Physically Unable to Perform List.
4-29	Selected DL Kentavious Street in the fourth round (128th overall), CB D.J. Reed Jr. in the fifth round (142nd overall), S Marcell Harris in the sixth round (184th overall), DT Jullian Taylor (223rd overall) and WR Richie James Jr. (240th overall) in the seventh round of the 2018 NFL Draft.		Activated S Marcell Harris and LB Malcolm Smith from the Active/Non-Football Injury List.
4-30	Waived the following five players: LB Jimmie Gilbert, LB Boseko Lokombo, DB Dexter McCoil, LB Donavin Newsom and CB Channing Stribling.		Signed TE Wes Saxton to a one-year deal and waived CB C.J. Goodwin.
	Signed the following seven undrafted rookie free agents to three-year deals: WR Steven Dunbar, TE Ross Dwelley, QB Jack Heneghan, OL Alan Knott, OL Jamar McGloster, DL Niles Scott and S Terrell Williams.	8-5	Signed G Chris Gonzalez to a one-year deal and waived S Corey Griffin.
	Exercised the fifth-year option on DL Arik Armstead for the 2019 season.	8-14	Signed RB Alfred Morris to a one-year deal and waived OL Alan Knott.
5-1	Signed the following six undrafted rookie free agents to three-year deals: S Corey Griffin, CB Tarvarius McFadden, CB Emmanuel Moseley, OL Coleman Shelton, OL Najee Toran and RB Jeff Wilson Jr.	8-17	Signed DB Dexter McCoil to a one-year deal and placed S Terrell Williams Jr. on the Injured Reserve List.
5-5	Signed the following rookies to four-year deals: 2018 7th round draft pick WR Richie James Jr., 2018 3rd round draft pick DB Tarvarius Moore and 2018 7th round draft pick DT Jullian Taylor.	8-20	Waived S Terrell Williams Jr. from the Injured Reserve List.
5-7	Released G Zane Beadles.	8-22	DL Cedric Thornton announced his retirement from the National Football League.
	Signed 2018 4th round draft pick DL Kentavious Street to a four-year deal.		Signed DT Chris Jones to a one-year deal.
		8-23	Traded LB Eli Harold to the Detroit Lions for an undisclosed draft choice.
		8-28	Signed RB Ja'Quan Gardner to a three-year deal and waived S Chancellor James.
		8-29	Waived/Injured WR Max McCaffrey.
		8-31	Acquired T Shon Coleman from the Cleveland Browns in exchange for a 2019 seventh round draft pick.
			Released the following 12 players: OL JP Flynn, RB Ja'Quan Gardner, G Chris Gonzalez, QB Jack Heneghan, DL Chris Jones, P Jeff Locke, T Pace Murphy, WR Aldrick Robinson, TE Wes Saxton, DL Will Sutton, OL Darrell Williams and RB Joe Williams.
		9-1	Placed DL Kentavious Street on the Reserve/Non-Football Injury List.
			The NFL placed WR Victor Bolden Jr. and LB Reuben Foster on the Reserve/Suspended List.
			Released the following 21 players: DL Jeremiah Attaochu, WR Aaron Burbridge, G Jonathan Cooper, WR Steven Dunbar Jr., TE Ross Dwelley, DB Antone Exum Jr., TE Cole Hikutini, FB Malcolm Johnson, OL Andrew Lauderdale, DB Dexter McCoil, CB Tarvarius McFadden, RB Jeremy McNichols, CB Emmanuel Moseley, QB Nick Mullens, DB Tyvis Powell, DL Niles Scott, OL Coleman Shelton, LB Pita Taumoepeenu, LB Korey Toomer, OL Najee Toran and RB Jeff Wilson Jr.
		9-2	Signed the following nine players to the team's practice squad: WR Steven Dunbar Jr., TE Ross Dwelley, CB Emmanuel Moseley, QB Nick Mullens, DB Tyvis Powell, DL Niles Scott, LB Pita Taumoepeenu, OL Najee Toran and RB Jeff Wilson Jr."



2018 SAN FRANCISCO 49ERS TRANSACTIONS

9-3	Signed DB Antone Exum Jr. and OL Matt Tobin to one-year deals. Placed S Marcell Harris and RB Jerick McKinnon on the Injured Reserve List. Signed OL Zack Golditch to the team's practice squad.	11-1	Activated S Marcell Harris and LB Dekoda Watson to the active roster from the Injured Reserve/Designated for Return List. Promoted CB Emmanuel Moseley to the active roster from the team's practice squad and waived QB Tom Savage.
9-6	Signed DL Daeshon Hall to the team's practice squad and released DL Niles Scott.		Signed WR Victor Bolden Jr. and DB Greg Mabin to the team's practice squad and released WR Aaron Burbridge.
9-7	Waived FB Malcolm Johnson from the Injured Reserve List.	11-2	Signed QB Tom Savage to a one-year deal and placed CB Emmanuel Moseley and RB Raheem Mostert on the Injured Reserve List.
9-8	Placed LB Dekoda Watson on the Injured Reserve List.	11-8	Promoted DB Greg Mabin to the active roster from the team's practice squad and signed CB Tarvarus McFadden to the practice squad.
9-12	Signed LB Terence Garvin to a one-year deal and promoted OL Najee Toran to the active roster from the team's practice squad. Placed LB Brock Coyle on the Injured Reserve List. Signed WR Frank Stephens to the team's practice squad. Waived/Injured WR Aaron Burbridge.	11-12	Waived DB Tyvis Powell and promoted RB Matthew Dayes to the active roster from the team's practice squad.
9-17	LB Reuben Foster was activated from the Reserve/Suspended List.	11-19	Signed LB James Onwualu to the team's practice squad.
9-19	Released OL Matt Tobin.	11-24	Promoted RB Jeff Wilson Jr. to the active roster from the team's practice squad and waived QB Tom Savage.
9-22	Promoted DB Tyvis Powell to the active roster from the team's practice squad and released LB Terence Garvin.	11-26	Waived LB Reuben Foster.
9-26	Placed QB Jimmy Garoppolo on the Injured Reserve List and promoted QB Nick Mullens to the active roster from the team's practice squad. Signed DL Ryan Delaire, OL Christian DiLauro and DB Dexter McCoil to the team's practice squad.	11-27	Placed DB Jimmie Ward on the Injured Reserve List, claimed DB Godwin Igwebuike off waivers from the Tampa Bay Buccaneers and promoted LB James Onwualu to the active roster from the team's practice squad. The team also signed LB Tyrell Adams and WR Max McCaffrey to the practice squad.
10-1	WR Victor Bolden Jr. was activated from the Reserve/Suspended List.	12-4	The NFL placed LS Kyle Nelson on the Reserve/Suspended List.
10-6	Promoted DL Ryan Delaire to the active roster from the practice squad. Waived DB Tyvis Powell and OL Najee Toran.	12-5	Placed LB Dekoda Watson on the Injured Reserve List, signed LS Colin Holba to a two-year deal and promoted LB Pita Taumoepeenu to the active roster from the team's practice squad. Signed S Terrell Williams Jr. to the practice squad.
10-9	Released DB Dexter McCoil and WR Frank Stephens from the team's practice squad and signed RB Matthew Dayes, OL Najee Toran and DB Tyvis Powell to the practice squad.	12-11	Placed WR Pierre Garçon on the Injured Reserve List and signed S Tyree Robinson from the Dallas Cowboys practice squad to a two-year deal. Signed TE Marcus Lucas to the team's practice squad.
10-15	Promoted TE Ross Dwelley to the active roster from the team's practice squad and waived DL Ryan Delaire.	12-18	Placed CB Ahkello Witherspoon on the Injured Reserve List and signed DB Tyvis Powell to a one-year deal.
10-17	Signed DL Ryan Delaire and TE Cole Wick to the team's practice squad.	12-19	Signed WR Jordan Smallwood to the team's practice squad.
10-20	Promoted DB Tyvis Powell to the active roster from the team's practice squad and waived QB Tom Savage.	12-24	Placed S Jaquiski Tartt on the Injured Reserve List.
10-22	Placed DB Adrian Colbert on the Injured Reserve List and signed QB Tom Savage to a one-year deal.		
10-23	Signed WR Aaron Burbridge to the team's practice squad.		
10-30	Waived WR Victor Bolden Jr. and DB Greg Mabin.		



2017 49ERS OFFENSIVE GAME-BY-GAME TEAM STATISTICS

	Car	@Sea	LAR	@Arz	@Ind	@Was	Dal	@Phi	Arz	NYG	Sea	@Chi	@Hou	Ten	Jax	@LAR	Totals
First Downs																	
Total	13	11	25	20	23	21	23	14	17	21	16	23	20	23	26	25	321
Rushing	2	5	7	6	3	7	9	4	3	8	5	6	4	2	7	10	88
Passing	10	4	15	13	19	12	12	9	13	12	11	16	12	20	15	13	206
Penalty	1	2	3	1	1	2	2	1	1	1	0	1	4	1	4	2	27
Third Down																	
Conversions	2	2	9	5	4	6	6	3	6	8	5	10	2	7	10	6	91
Attempts	11	12	18	19	14	17	13	15	17	12	16	18	11	14	15	12	234
Percentage	18.2	16.7	50.0	26.3	28.6	35.3	46.2	20.0	35.3	66.7	31.3	55.6	18.2	50.0	66.7	50.0	38.9
4th Down																	
Conversions	1	0	2	1	2	1	0	0	0	0	1	0	0	0	0	0	8
Attempts	4	0	3	1	2	2	2	0	2	1	1	0	0	0	0	0	18
Time of Possession																	
49ers	25:39	23:02	30:17	33:13	31:05	23:08	27:10	27:03	23:38	29:00	30:29	38:47	34:49	32:35	29:11	29:09	28:44
Total Net Yards																	
Plays	54	48	74	79	70	70	65	64	73	58	67	73	66	68	66	63	1,058
Yards	217	248	421	305	402	335	290	238	329	474	280	388	416	414	369	461	5,587
Average	4.0	5.2	5.7	3.9	5.7	4.8	4.5	3.7	4.5	8.2	4.2	5.3	6.3	6.1	5.6	7.3	5.3
Rushing																	
Attempts	15	19	33	27	22	20	22	24	17	33	24	34	31	22	35	30	408
Yards	51	159	113	95	66	85	103	94	63	186	84	110	102	51	131	169	1,662
Average	3.4	8.4	3.4	3.5	3.0	4.3	4.7	3.9	3.7	5.6	3.5	3.2	3.3	2.3	3.7	5.6	4.1
Passing																	
Net	166	89	308	210	336	250	187	144	266	288	196	278	314	363	238	292	3,925
Sacks	4	2	4	3	2	3	5	4	5	0	3	2	2	3	1	0	43
Yards	27	10	24	24	17	29	48	23	28	0	23	15	20	18	4	0	310
Gross	193	99	332	234	353	279	235	167	294	288	219	293	334	381	242	292	4,235
Attempts	35	27	37	49	46	47	38	36	51	25	40	37	33	43	30	33	607
Completions	24	15	23	24	29	23	22	17	24	19	24	26	20	31	21	20	362
Percentage	68.6	55.6	62.2	49.0	63.0	48.9	57.9	47.2	47.1	76.0	60.0	70.3	60.6	72.1	70.0	60.6	59.6
Interceptions	1	1	1	1	0	1	0	2	1	1	1	1	1	0	1	2	15
Punting																	
Number	4	7	2	7	6	6	4	8	8	1	9	2	5	1	3	2	75
Average	40.8	43.9	41.5	50.1	45.7	42.3	45.0	45.5	44.0	45.0	38.0	36.0	41.4	43.0	43.7	43.5	43.4
Net	39.0	43.9	41.5	48.4	45.8	41.3	45.0	41.3	42.0	45.0	37.2	2.0	40.8	43.0	43.7	40.5	41.3
Penalties																	
Number	10	6	10	13	10	7	2	6	8	6	7	8	11	7	8	4	123
Yards	74	66	55	113	77	40	22	69	53	44	74	53	87	70	68	23	988
Fumbles																	
Number	1	0	1	1	2	0	4	0	1	1	1	1	0	0	0	1	14
Lost	1	0	1	0	0	0	3	0	1	1	0	0	0	0	0	1	8
Red Zone																	
Number	1	3	6	3	3	2	2	1	2	3	1	5	4	4	6	5	51
Touchdowns	0	0	5	0	2	2	1	0	1	1	1	0	2	1	4	4	24
Field Goals	0	3	1	3	1	0	0	0	0	1	0	5	2	3	1	1	21
Touchdowns																	
Rushing	0	0	3	0	0	2	1	0	1	2	0	0	1	0	3	2	15
Passing	0	0	2	0	2	1	0	1	0	2	1	0	1	1	2	2	15
Returns	0	0	0	0	0	0	0	0	0	0	0	0	0	0	1	0	1



2017 49ERS DEFENSIVE GAME-BY-GAME TEAM STATISTICS

	Car	@Sea	LAR	@Arz	@Ind	@Was	Dal	@Phi	Arz	NYG	Sea	@Chi	@Hou	Ten	Jax	@LAR	Totals
First Downs																	
Total	20	21	26	25	25	25	27	19	20	19	20	8	18	23	32	15	343
Rushing	9	9	7	5	9	6	14	7	6	5	5	2	4	7	7	6	108
Passing	8	10	14	17	14	17	12	9	11	14	13	6	12	14	20	7	198
Penalty	3	2	5	3	2	2	1	3	3	0	2	0	2	2	5	2	37
Third Down																	
Conversions	7	8	8	5	8	7	7	4	7	5	5	5	3	6	5	5	95
Attempts	13	19	12	16	16	14	11	14	16	14	13	10	13	12	13	15	221
Percentage	53.8	42.1	66.7	31.3	50.0	50.0	63.6	28.6	43.8	35.7	38.5	50.0	23.1	50.0	38.5	33.3	43.0
4th Down																	
Conversions	0	1	0	0	0	0	0	1	0	3	0	0	1	1	2	1	10
Attempts	0	1	0	0	0	0	1	1	0	3	0	0	2	1	2	1	12
Time of Possession																	
Opponents	34:21	36:58	29:43	36:15	37:17	36:52	32:50	32:57	36:22	31:00	29:31	21:13	25:11	27:25	30:49	30:51	31:16
Total Net Yards																	
Plays	63	79	60	79	73	71	70	66	73	63	64	36	64	62	79	63	1,065
Yards	287	312	418	368	447	419	501	304	368	374	318	147	311	328	472	251	5,625
Average	4.6	3.9	7.0	4.7	6.1	5.9	7.2	4.6	5.0	5.9	5.0	4.1	4.9	5.3	6.0	4.0	5.3
Rushing																	
Attempts	38	37	32	22	35	33	43	31	43	23	30	19	23	28	28	26	491
Yards	116	131	126	51	159	94	265	112	167	114	90	62	90	90	92	102	1,861
Average	3.1	3.5	3.9	2.3	4.5	2.8	6.2	3.6	3.9	5.0	3.0	3.3	3.9	3.2	3.3	3.9	3.8
Passing																	
Net	171	181	292	317	288	325	236	192	201	260	228	85	221	238	380	149	3,764
Sacks	0	3	0	6	4	1	0	3	0	3	0	2	3	1	1	3	30
Yards	0	17	0	40	26	5	0	19	0	13	0	17	17	3	2	20	179
Gross	171	198	292	357	314	330	236	211	201	273	228	102	238	241	382	169	3,943
Attempts	25	39	28	51	34	37	27	32	30	37	34	15	38	33	50	34	544
Completions	14	23	22	33	22	25	17	18	15	28	20	12	20	23	32	20	344
Percentage	56.0	59.0	78.6	64.7	64.7	67.6	63.0	56.3	50.0	75.7	58.8	80.0	52.6	69.7	64.0	58.8	63.2
Interceptions	1	0	0	1	1	1	0	1	1	0	1	0	0	0	3	0	10
Punting																	
Number	3	7	2	6	4	4	3	6	6	3	6	5	6	2	4	7	74
Average	51.7	44.1	56.5	48.8	47.8	45.3	47.3	45.8	45.0	41.3	47.8	39.8	52.3	55.5	39.0	48.7	46.8
Net	48.7	38.4	52.0	42.0	47.8	30.5	44.0	41.0	43.3	33.7	38.3	35.6	43.2	49.5	30.0	44.1	40.8
Penalties																	
Number	5	9	7	10	7	5	5	4	2	4	6	4	8	3	12	6	97
Yards	40	71	52	80	62	43	36	35	25	35	35	29	81	22	99	46	791
Fumbles																	
Number	2	2	3	0	3	2	0	0	1	1	1	2	2	1	1	4	25
Lost	1	0	2	0	0	1	0	0	1	1	0	0	1	1	0	2	10
Red Zone																	
Number	3	3	7	4	4	4	6	2	5	3	4	1	1	3	4	3	57
Touchdowns	1	1	5	1	1	3	4	2	2	2	3	1	1	2	4	1	34
Field Goals	2	2	1	2	2	1	0	0	2	0	1	0	0	1	0	2	16
Touchdowns																	
Rushing	0	0	2	0	2	1	3	1	0	0	1	0	0	0	2	1	13
Passing	2	1	3	1	0	2	3	2	2	2	2	1	2	2	2	0	27
Returns	0	0	0	0	0	0	0	1	0	0	0	1	0	0	0	0	2



2017 SAN FRANCISCO 49ERS TEAM HIGHS & LOWS

SAN FRANCISCO 49ERS

	Bests/Highs	Opponent	Date		Worsts/Lows	Opponent	Date
First Downs	26	vs. Jacksonville	12/24/17		11	at Seattle	9/17/17
Third-Down %	10-15-67%	2 times, last vs. Jax.	12/24/17		2-12-17%	at Seattle	9/17/17
Total Net Yards	474	vs. New York Giants	11/12/17		217	vs. Carolina	9/10/17
Offensive Plays	79	at Arizona	10/1/17		48	at Seattle	9/17/17
Avg. Per Play	8.2	vs. New York Giants	11/12/17		3.7	at Philadelphia	10/29/17
Rushing Yards	186	vs. New York Giants	11/12/17		51	2 times, last vs. Ten.	12/17/17
Rushes	35	vs. Jacksonville	12/24/17		15	vs. Carolina	9/10/17
Rushing Avg.	8.4	at Seattle	9/17/17		2.3	vs. Tennessee	12/17/17
Net Passing Yards	363	vs. Tennessee	12/17/17		89	at Seattle	9/17/17
Completions	31	vs. Tennessee	12/17/17		15	at Seattle	9/17/17
Attempts	51	vs. Arizona	11/5/17		25	vs. New York Giants	11/12/17
Completions %	76.0	vs. New York Giants	11/12/17		47.1	vs. Arizona	11/5/17
Avg. Gain Per Passing Play	11.5	vs. New York Giants	11/12/17		3.1	at Seattle	9/17/17
Interceptions Thrown	0	3 times, last vs. Ten.	12/17/17		2	2 times, last at LAR	12/31/17
Fumbles Lost	0	10 times, last vs. Jax.	12/24/17		3	vs. Dallas	10/22/17
Turnovers	0	2 times, last vs. Ten.	12/17/17		3	2 times, last at LAR	12/31/17
Penalties	2	vs. Dallas	10/22/17		13	at Arizona	10/1/17
Penalty Yards	22	vs. Dallas	10/22/17		113	at Arizona	10/1/17
Gross Punting Avg.	50.1	at Arizona	10/1/17		36.0	at Chicago	12/3/17
Net Punting Avg.	48.4	at Arizona	10/1/17		2.0	at Chicago	12/3/17
Time of Poss.	38:47	at Chicago	12/3/17		23:02	at Seattle	9/17/17

OPPONENTS

	Worsts/Lows	Opponent	Date		Bests/Highs	Opponent	Date
First Downs	8	at Chicago	12/3/17		32	vs. Jacksonville	12/24/17
Third-Down %	3-13-23%	at Houston	12/10/17		8-12-67%	vs. Los Angeles Rams	9/21/17
Total Net Yards	147	at Chicago	12/3/17		501	vs. Dallas	10/22/17
Offensive Plays	36	at Chicago	12/3/17		79	3 times, last vs. Jax.	12/24/17
Avg. Per Play	3.9	at Seattle	9/17/17		7.2	vs. Dallas	10/22/17
Rushing Yards	51	at Arizona	10/1/17		265	vs. Dallas	10/22/17
Rushes	19	at Chicago	12/3/17		43	2 times, last vs. Arz.	11/5/17
Rushing Avg.	2.3	at Arizona	10/1/17		6.2	vs. Dallas	10/22/17
Net Passing Yards	85	at Chicago	12/3/17		380	vs. Jacksonville	12/24/17
Completions	12	at Chicago	12/3/17		33	at Arizona	10/1/17
Attempts	15	at Chicago	12/3/17		51	at Arizona	10/1/17
Completions %	50.0	vs. Arizona	11/5/17		80.0	at Chicago	12/3/17
Avg. Gain Per Passing Play	4.0	at Los Angeles Rams	12/31/17		10.4	vs. Los Angeles Rams	9/21/17
Interceptions Thrown	3	vs. Jacksonville	12/24/17		0	8 times, last at LAR	12/31/17
Fumbles Lost	2	2 times, last at LAR	12/31/17		0	8 times, last vs. Jax.	12/24/17
Turnovers	3	vs. Jacksonville	12/24/17		0	3 times, last at Chi.	12/3/17
Penalties	12	vs. Jacksonville	12/24/17		2	vs. Arizona	11/5/17
Penalty Yards	99	vs. Jacksonville	12/24/17		22	vs. Tennessee	12/17/17
Gross Punting Avg.	39.0	vs. Jacksonville	12/24/17		56.5	vs. Los Angeles Rams	9/21/17
Net Punting Avg.	30.0	vs. Jacksonville	12/24/17		52.0	vs. Los Angeles Rams	9/21/17
Time of Poss.	21:13	at Chicago	12/3/17		37:17	at Indianapolis	10/8/17



2017 SAN FRANCISCO 49ERS INDIVIDUAL HIGHS

Long Plays

		Player	Opponent	Date
Longest Run (yards)	61	Carlos Hyde	at Seattle	9/17/17
Longest TD Run (yards)	33t	Matt Breida	vs. New York Giants	11/12/17
Longest Pass Completion (yards)	83t	C.J. Beathard—Marquise Goodwin	vs. New York Giants	11/12/17
Longest TD Pass (yards)	83t	C.J. Beathard—Marquise Goodwin	vs. New York Giants	11/12/17
Longest Punt Return (yards)	39	Trent Taylor	at Washington	10/15/17
Longest Kickoff Return (yards)	34	Victor Bolden Jr.	at Seattle	9/17/17
Longest Interception Return (yards)	50t	Dontae Johnson	vs. Jacksonville	12/24/17
Longest Punt (yards)	59	Bradley Pinion	at Arizona	10/1/17
Longest Field Goal (yards)	52	Two times, most recently Robbie Gould	at Houston	12/10/17

Single-Game Highs

		Player	Opponent	Date
Most Points Scored	19	Robbie Gould	vs. Tennessee	12/17/17
Most Touchdowns	2	Three times, most recently Carlos Hyde	at Los Angeles Rams	12/31/17
Most Field Goals Attempted	6	Robbie Gould	vs. Tennessee	12/17/17
Most Field Goals Made	6	Robbie Gould	vs. Tennessee	12/17/17
Most Rushing Yards	124	Carlos Hyde	at Seattle	9/17/17
Most Rushing Attempts	25	Carlos Hyde	vs. Los Angeles Rams	9/21/17
Highest Rushing Avg. (Min. 10 att.)	8.3	Carlos Hyde	at Seattle	9/17/17
Most Pass Completions	31	Jimmy Garoppolo	vs. Tennessee	12/17/17
Most Pass Attempts	51	C.J. Beathard	vs. Arizona	11/5/17
Most Gross Passing Yards	381	Jimmy Garoppolo	vs. Tennessee	12/17/17
Highest Avg. Yards/Per Att. (Min. 10 att.)	11.5	C.J. Beathard	vs. New York Giants	11/12/17
Fewest Interceptions Thrown (Min. 10 att.)	0	Four times, most recently Jimmy Garoppolo	vs. Tennessee	12/17/17
Fewest Times Sacked (Min. 10 att.)	0	Two times, most recently Jimmy Garoppolo	at Los Angeles Rams	12/31/17
Most Receptions	10	Marquise Goodwin	vs. Tennessee	12/17/17
Most Receiving Yards	142	Pierre Garçon	vs. Los Angeles Rams	9/21/17
Most Punt Returns	4	Trent Taylor	at Arizona	10/1/17
Most Punt Return Yardage	41	Trent Taylor	at Arizona	10/1/17
Most Kickoff Returns	4	Three times, most recently Matt Breida	vs. Tennessee	12/17/17
Most Kickoff Return Yardage	76	Victor Bolden Jr.	at Arizona	10/1/17
Most Interceptions	1	Eight times, most recently D. Johnson, K. Williams & A. Witherspoon	vs. Jacksonville	12/24/17
Most Interception Return Yardage	50	Dontae Johnson	vs. Jacksonville	12/24/17
Most Tackles	14	Reuben Foster	vs. Arizona	11/5/17
Most Sacks	2.0	Three times, most recently Ronald Blair III	vs. New York Giants	11/12/17



2017 SAN FRANCISCO 49ERS TURNOVER BREAKDOWN

TAKEAWAYS

Date	Opponent	Turnover	Starting L.O.S.	Point of Turnover	Resulting L.O.S.	Qtr.	Result (pts)
9/10	vs. Car.	J. Tartt INT (C. Newton)	SF 45	SF 1	SF 38	2	Downs (0)
		R. Robinson FR (R. Robinson FF)	CAR 39	CAR 34	CAR 31	4	Downs (0)
9/17	at Sea.	None					
9/21	vs. LAR	K. Nelson FR (ST)	LAR 43	LAR 11	LAR 12	2	Field Goal (3)
		A. Robinson FR (V. Bolden Jr. FF) (ST)	SF 35	LAR 25	LAR 29	4	Touchdown (6)
10/1	at Arz.	R. Armstrong INT (C. Palmer)	SF 4*	End zone	SF 20 (TB)	1	Punt (0)
10/8	at Ind.	R. Armstrong INT (J. Brissett)	SF 8*	End zone	SF 28	OT	Punt (0)
10/15	at Was.	R. Robinson INT (K. Cousins)	WAS 32	SF 20	SF 20	2	Punt (0)
		J. Ward FR (R. Armstrong FF)	WAS 37	WAS 43	WAS 1	3	Touchdown (7)
10/22	vs. Dal.	None					
10/29	at Phi.	A. Witherspoon INT (C. Wentz)	PHI 22	PHI 40	PHI 21	3	Touchdown (7)
11/5	vs. Arz.	E. Reid INT (D. Stanton)	SF 14*	End zone	SF 20 (TB)	2	Punt (0)
		E. Mitchell FR (T. McDaniel FF)	ARZ 49	50	SF 49	4	Interception (0)
11/12	vs. NYG	E. Reid FR (R. Blair III FF)	SF 22	SF 29	SF 15	2	Touchdown (7)
11/26	vs. Sea.	E. Reid INT (R. Wilson)	SEA 40	SF 34	SF 34	1	Punt (0)
12/3	at Chi.	None					
12/10	at Hou.	A. Lynch FR (A. Colbert FF)	HOU 21	HOU 26	HOU 32	4	Field Goal (3)
12/17	vs. Ten.	A. Colbert FR (B. Coyle FF)	TEN 37	TEN 42	TEN 46	2	Field Goal (3)
12/24	vs. Jax.	D. Johnson INT (B. Bortles)	JAX 44	50	End zone	2	Touchdown (6)
		K. Williams INT (B. Bortles)	JAX 35	SF 47	JAX 26	3	Touchdown (7)
		A. Witherspoon INT (B. Bortles)	JAX 25	JAX 41	JAX 18	4	Touchdown (7)
12/31	at LAR	S. Thomas FR (C. Marsh FF)	SF 25	SF 34	SF 31	2	Interception (0)
		K. Williams FR (A. Witherspoon FF)	LAR 45	SF 49	SF 47	3	Touchdown (7)

Regular Season Totals: 20 takeaways resulted in 63 points

L.O.S. – Line of scrimmage

* – Red zone play

ST – Special teams play

(TB) – Touchback



2017 SAN FRANCISCO 49ERS TURNOVER BREAKDOWN

GIVEAWAYS

Date	Opponent	Turnover	Starting L.O.S.	Point of Turnover	Resulting L.O.S.	Qtr.	Result (pts)
9/10	vs. Car.	B. Hoyer FUMBLE (W. Horton FF)	50	SF 42	SF 42	1	Touchdown (7)
		B. Hoyer INT (L. Kuechly)	SF 39	CAR 49	SF 28	3	Touchdown (7)
9/17	at Sea.	B. Hoyer INT (B. Wagner)	SF 39	SF 43	SF 36	1	Field Goal (3)
9/21	vs. LAR	B. Hoyer INT (N. Robey–Coleman)	SF 25	SF 28	SF 3	1	Touchdown (7)
		R. Mostert FUMBLE (T. Walker FF)	LAR 39	LAR 39	LAR 32	1	Field Goal (3)
10/1	at Arz.	B. Hoyer INT (A. Bethea)	SF 18	SF 46	SF 30	2	Field Goal (3)
10/8	at Ind.	None					
10/15	at Was.	C. Beathard INT (K. Fuller)	50	WAS 32	WAS 35	4	End of Game (0)
10/22	vs. Dal.	T. Taylor FUMBLE (K. Frazier FF) (ST)	DAL 30	SF 24	SF 20	1	Touchdown (7)
		C. Beathard FUMBLE (D. Lawrence FF)	DAL 5*	DAL 14	DAL 19	2	Halftime (0)
		C. Beathard FUMBLE (J. Smith FF)	SF 42	SF 36	SF 29	3	Touchdown (7)
10/29	at Phi.	C. Beathard INT (R. McLeod)	PHI 46	PHI 42	PHI 46	2	Punt (0)
		C. Beathard INT (J. Mills)	SF 28	SF 37	End zone	2	Touchdown (8)
11/5	vs. Arz.	K. Juszczyk FUMBLE (T. Mathieu FF)	SF 48	ARZ 45	SF 6	1	Touchdown (7)
		C. Beathard INT (K. Dansby)	ARZ 9*	ARZ 7	ARZ 11	4	Punt (0)
11/12	vs. NYG	K. Juszczyk FUMBLE (A. Adams FF)	NYG 40	NYG 43	NYG 46	2	Fumble (0)
		C. Beathard INT (O. Vernon)	NYG 22	NYG 25	NYG 25	3	Punt (0)
11/26	vs. Sea.	B. Wagner INT (C. Beathard)	SF 9	SF 16	SF 16	2	Touchdown (7)
12/3	at Chi.	K. Fuller INT (J. Garoppolo)	SF 47	CHI 41	CHI 41	1	Touchdown (7)
12/10	at Hou.	K. Jackson INT (J. Garoppolo)	HOU 39	HOU 23	HOU 40	1	Downs (0)
12/17	vs. Ten.	None					
12/24	vs. Jax.	J. Garoppolo INT (B. Church)	JAX 7*	End zone	JAX 20 (TB)	2	Touchdown (7)
12/31	at LAR	J. Garoppolo INT (K. Peterson)	SF 41	LAR 40	SF 22	1	Field Goal (3)
		J. Garoppolo INT (K. Peterson)	SF 31	LAR 43	LAR 45	2	Field Goal (3)
		C. Hyde FUMBLE (B. Hager FF)	LAR 25	LAR 19	LAR 16	4	Punt (0)

Regular Season Totals: 23 giveaways resulted in 86 points

L.O.S. – Line of scrimmage

* – Red zone play

ST – Special teams play

(TB) – Touchback

GAME-BY-GAME TURNOVER DIFFERENTIAL

Date	Opp	Takeaways	Giveaways	Game Total	Total
9/10	Car.	2	2	0	0
9/17	at Sea.	0	1	-1	-1
9/21	LAR	2	2	0	-1
10/1	at Arz.	1	1	0	-1
10/8	at Ind.	1	0	1	0
10/15	at Was.	2	1	1	1
10/22	Dal.	0	3	-3	-2
10/29	at Phi.	1	2	-1	-3
11/5	Arz.	2	2	0	-3
11/12	NYG	1	2	-1	-4
11/26	Sea.	1	1	0	-4
12/3	at Chi.	0	1	-1	-5
12/10	at Hou.	1	1	0	-5
12/17	Ten.	1	0	+1	-4
12/24	Jax.	3	1	+2	-2
12/31	at LAR	2	3	-1	-3



2017 SAN FRANCISCO 49ERS THIRD DOWN EFFICIENCY

49ERS THIRD-AND ...

Date	Opp	1	2	3	4	5	6	7	8	9	10	11+	Totals
9/10	Car.	0/1	0/1	0/2	2/3	0/0	0/1	0/0	0/1	0/0	0/0	0/2	2/11
9/17	at Sea.	0/2	1/1	0/0	0/0	0/0	0/3	0/0	0/1	0/1	0/0	1/4	2/12
9/21	LAR	1/3	1/1	3/5	2/3	0/0	0/0	0/0	0/0	0/0	1/3	1/3	9/18
10/1	at Arz.	0/0	1/1	1/2	3/4	0/1	0/0	0/1	0/1	0/0	0/4	0/5	5/19
10/8	at Ind.	0/1	0/0	0/1	1/2	1/1	1/1	0/0	0/1	0/1	1/2	0/4	4/14
10/15	at Was.	2/2	0/0	0/0	1/2	0/1	0/1	0/1	2/3	0/0	1/3	0/4	6/17
10/22	Dal.	3/3	0/0	0/1	0/0	2/3	0/0	0/0	0/1	0/1	1/1	0/3	6/13
10/29	at Phi.	1/3	0/1	0/0	0/0	1/2	0/2	0/1	0/0	1/2	0/1	0/3	3/15
11/5	Arz.	2/2	0/0	1/2	0/0	0/1	0/1	1/1	0/0	0/2	1/6	1/2	6/17
11/12	NYG	0/0	1/2	0/0	0/0	2/3	1/1	0/0	2/2	0/0	0/0	2/4	8/12
11/26	Sea.	2/2	1/1	0/1	0/0	1/5	0/2	0/1	0/0	1/1	0/0	0/3	5/16
12/3	at Chi.	3/3	1/1	0/0	0/0	1/2	0/1	0/1	2/2	2/3	1/1	0/4	10/18
12/10	at Hou.	0/0	0/0	0/1	0/0	0/0	1/1	1/3	0/0	0/2	0/0	0/4	2/11
12/17	Ten.	0/0	0/0	1/1	3/5	1/1	1/1	0/0	0/0	0/0	0/2	1/4	7/14
12/24	Jax.	1/2	3/3	1/1	2/3	1/1	0/0	1/2	1/3	0/0	0/0	0/0	10/15
12/31	at LAR	1/1	1/1	0/1	1/2	0/3	0/0	0/0	1/1	0/0	2/3	0/0	6/12
Regular Season Totals:		16/25	10/13	7/18	15/24	10/24	4/15	3/11	8/16	4/13	8/26	6/49	91/234
		64.0	76.9	38.9	62.5	41.7	26.7	27.3	50.0	30.8	30.8	12.2	38.9

OPPONENTS THIRD-AND ...

Date	Opp	1	2	3	4	5	6	7	8	9	10	11+	Totals
9/10	Car.	0/0	1/2	0/1	1/1	1/1	0/2	1/1	1/1	0/0	0/0	2/4	7/13
9/17	at Sea.	1/1	2/2	0/1	0/0	0/0	2/3	1/3	1/3	0/2	0/1	1/3	8/19
9/21	LAR	2/3	1/1	1/1	2/2	0/0	0/0	0/0	0/0	0/1	2/2	0/2	8/12
10/1	at Arz.	2/2	2/2	0/0	0/3	0/1	0/2	0/0	0/0	0/0	0/1	1/5	5/16
10/8	at Ind.	2/2	1/1	0/0	1/1	1/2	1/1	0/2	0/0	0/0	1/4	1/3	8/16
10/15	at Was.	3/4	0/0	0/1	0/0	1/1	0/3	0/0	0/0	1/1	0/0	2/4	7/14
10/22	Dal.	2/2	2/2	1/1	1/1	1/2	0/0	0/1	0/0	0/1	0/1	0/0	7/11
10/29	at Phi.	1/2	0/1	0/0	1/1	2/3	0/0	0/1	0/2	0/1	0/0	0/3	4/14
11/5	Arz.	1/2	0/3	1/1	1/1	1/3	1/1	2/2	0/0	0/0	0/1	0/2	7/16
11/12	NYG	1/2	3/4	0/1	0/0	0/0	0/1	0/0	0/1	1/1	0/0	0/4	5/14
11/26	Sea.	0/0	0/0	0/1	0/2	2/3	0/1	1/2	0/0	1/1	1/1	0/2	5/13
12/3	at Chi.	1/1	1/1	0/0	0/0	2/2	1/3	0/0	0/1	0/0	0/1	0/1	5/10
12/10	at Hou.	0/1	0/1	0/1	1/1	0/0	0/1	0/1	0/0	0/0	1/2	1/5	3/13
12/17	Ten.	2/2	1/2	0/0	1/1	0/1	0/0	0/1	1/1	0/0	1/3	0/1	6/12
12/24	Jax.	1/1	0/1	0/0	0/1	2/2	1/1	0/2	0/0	1/2	0/0	0/3	5/13
12/31	at LAR	1/2	0/0	0/0	1/2	1/2	0/0	0/0	1/2	0/1	1/3	0/3	5/15
Regular Season Totals:		20/27	14/23	3/9	10/17	14/23	6/19	5/16	4/11	4/11	7/20	8/45	95/221
		74.1	60.9	33.3	58.8	60.9	31.6	31.3	36.4	36.4	35.0	17.8	43.0



2017 SAN FRANCISCO 49ERS RED ZONE PRODUCTION

SAN FRANCISCO 49ERS

Date	Opp	Poss	TD	PAT	2-Pt.	FG	MFG/ BFG	INT	FUM	DWNS/ Punt	HF	GM	PTS	TD%	SCORE PCT.	PTS/ POSS
9/10	Car.	1	0	0	0	0	0	0	0	1	0	0	0	0.0%	0.0%	0.0
9/17	at Sea.	3	0	0	0	3	0	0	0	0	0	0	9	0.0%	100.0%	3.0
9/21	LAR	6	5	3	0	1	0	0	0	0	0	0	36	83.3%	100.0%	6.0
10/1	at Arz.	3	0	0	0	3	0	0	0	0	0	0	9	0.0%	100.0%	3.0
10/8	at Ind.	3	2	2	0	1	0	0	0	0	0	0	17	66.7%	100.0%	5.7
10/15	at Was.	2	2	2	0	0	0	0	0	0	0	0	14	100.0%	100.0%	7.0
10/22	Dal.	2	1	1	0	0	0	0	1	0	0	0	7	50.0%	50.0%	3.5
10/29	at Phi.	1	0	0	0	0	1	0	0	0	0	0	0	0.0%	0.0%	0.0
11/5	Arz.	2	1	1	0	0	0	1	0	0	0	0	7	50.0%	50.0%	3.5
11/12	NYG	3	1	1	0	1	0	1	0	0	0	0	10	33.3%	66.7%	3.3
11/26	Sea.	1	1	1	0	0	0	0	0	0	0	0	7	100.0%	100.0%	7.0
12/3	at Chi.	5	0	0	0	5	0	0	0	0	0	0	15	0.0%	100.0%	3.0
12/10	at Hou.	4	2	2	0	2	0	0	0	0	0	0	20	50.0%	100.0%	5.0
12/17	Ten.	4	1	1	0	3	0	0	0	0	0	0	16	25.0%	100.0%	4.0
12/24	Jax.	6	4	4	0	1	0	1	0	0	0	0	31	66.7%	83.3%	5.2
12/31	at LAR	5	4	4	0	1	0	0	0	0	0	0	31	80.0%	100.0%	6.2
TOTALS		51	24	22	0	21	1	3	1	1	0	0	229	47.1%	88.2%	4.5

OPPONENTS

Date	Opp	Poss	TD	PAT	2-Pt.	FG	MFG/ BFG	INT	FUM	DWNS/ Punt	HF	GM	PTS	TD%	SCORE PCT.	PTS/ POSS
9/10	Car.	3	1	1	0	2	0	0	0	0	0	0	13	33.3%	100.0%	4.3
9/17	at Sea.	3	1	0	0	2	0	0	0	0	0	0	12	33.3%	100.0%	4.0
9/21	LAR	7	5	5	0	1	0	0	0	0	0	1	38	71.4%	85.7%	5.4
10/1	at Arz.	4	1	0	0	2	0	1	0	0	0	0	12	25.0%	75.0%	3.0
10/8	at Ind.	4	1	1	0	2	0	1	0	0	0	0	13	25.0%	75.0%	3.3
10/15	at Was.	4	3	2	0	1	0	0	0	0	0	0	23	75.0%	100.0%	5.8
10/22	Dal.	6	4	2	0	0	0	0	0	1	0	1	26	66.7%	66.7%	4.3
10/29	at Phi.	2	2	0	0	0	0	0	0	0	0	0	12	100.0%	100.0%	6.0
11/5	Arz.	5	2	2	0	2	0	1	0	0	0	0	20	40.0%	80.0%	4.0
11/12	NYG	3	2	1	1	0	1	0	0	0	0	0	15	66.7%	66.7%	5.0
11/26	Sea.	4	3	3	0	1	0	0	0	0	0	0	24	75.0%	100.0%	6.0
12/3	at Chi.	1	1	1	0	0	0	0	0	0	0	0	7	100.0%	100.0%	7.0
12/10	at Hou.	1	1	0	0	0	0	0	0	0	0	0	6	100.0%	100.0%	6.0
12/17	Ten.	3	2	2	0	1	0	0	0	0	0	0	17	66.7%	100.0%	5.7
12/24	Jax.	4	4	2	1	0	0	0	0	0	0	0	28	100.0%	100.0%	7.0
12/31	at LAR	3	1	1	0	2	0	0	0	0	0	0	13	33.3%	100.0%	4.3
TOTALS		57	34	23	2	16	1	3	0	1	0	2	279	59.6%	87.7%	4.9



2017 SAN FRANCISCO 49ERS BIG PLAYS

Rushes of 10–yards or more; Pass completions of 20–yards or more; Returns of 30–yards or more

9/10/17 VS. CAROLINA

PANTHERS

Run	Pass	Ret.	Description
	40t		Cam Newton to Russell Shepard
10			Jonathan Stewart run
	25		Cam Newton to Kelvin Benjamin
11			Christian McCaffrey run

49ERS

Run	Pass	Ret.	Description
12			Carlos Hyde run
18			Carlos Hyde run
		37	Jaquiski Tartt INT return
	21		Brian Hoyer to Pierre Garçon
	22		Brian Hoyer to Pierre Garçon

9/17/17 AT SEATTLE

49ERS

Run	Pass	Ret.	Description
		34	Victor Bolden Jr. kickoff return
61			Carlos Hyde run
27			Carlos Hyde run
10			Matt Breida run
11			Matt Breida run
13			Matt Breida run

SEAHAWKS

Run	Pass	Ret.	Description
	22		Russell Wilson to Tyler Lockett
14			Chris Carson run
11			Russell Wilson run
12			Chris Carson run
16			Chris Carson run

9/21/17 VS. LOS ANGELES RAMS

RAMS

Run	Pass	Ret.	Description
	31		Jared Goff to Robert Woods
10			Todd Gurley II run
	21		Jared Goff to Robert Woods
	22		Jared Goff to Sammy Watkins
	47		Jared Goff to Sammy Watkins
	25		Jared Goff to Robert Woods
29			Todd Gurley II run
	27		Jared Goff to Todd Gurley II
20			Todd Gurley II run

49ERS

Run	Pass	Ret.	Description
20			Carlos Hyde run
10			Matt Breida run
	30		Brian Hoyer to Pierre Garçon
	34		Brian Hoyer to Kyle Juszczyk
11			Carlos Hyde run
	50		Brian Hoyer to Marquise Goodwin
	59		Brian Hoyer to Pierre Garçon

10/1/17 AT ARIZONA

49ERS

Run	Pass	Ret.	Description
11			Carlos Hyde run
	24		Brian Hoyer to Aldrick Robinson
	21		Brian Hoyer to George Kittle
14			Carlos Hyde run
15			Carlos Hyde run

CARDINALS

Run	Pass	Ret.	Description
	20		Carson Palmer to Andre Ellington
	32		Carson Palmer to Jaron Brown
14			Andre Ellington run

10/8/17 AT INDIANAPOLIS

49ERS

Run	Pass	Ret.	Description
	25		Brian Hoyer to Pierre Garçon
14			Matt Breida run
13			Matt Breida run
	20		Brian Hoyer to Marquise Goodwin
	51		Brian Hoyer to Marquise Goodwin
	27		Brian Hoyer to George Kittle

COLTS

Run	Pass	Ret.	Description
16			Frank Gore run
	26		Jacoby Brissett to T.Y. Hilton
	26		Jacoby Brissett to Frank Gore
11			Marlon Mack run
22t			Marlon Mack run
	63		Jacoby Brissett to T.Y. Hilton
16			Marlon Mack run
	46		Jacoby Brissett to T.Y. Hilton
35			Marlon Mack run



2017 SAN FRANCISCO 49ERS BIG PLAYS

Rushes of 10–yards or more; Pass completions of 20–yards or more; Returns of 30–yards or more

10/15/17 AT WASHINGTON

49ERS

Run	Pass	Ret.	Description
	21		Brian Hoyer to Aldrick Robinson
10			Matt Breida run
	31		C.J. Beathard to George Kittle
10			Matt Breida run
		39	Trent Taylor punt return
16			Raheem Mostert run
		43	Jimmie Ward fumble recovery
14			C.J. Beathard run
	45t		C.J. Beathard to Aldrick Robinson
	22		C.J. Beathard to Pierre Garçon

REDSKINS

Run	Pass	Ret.	Description
11			Jamison Crowder run
	23		Kirk Cousins to Chris Thompson
	20		Kirk Cousins to Chris Thompson
11			Chris Thompson run
	49		Kirk Cousins to Chris Thompson
18			Kirk Cousins run
	51		Kirk Cousins to Vernon Davis

10/22/17 VS. DALLAS

COWBOYS

Run	Pass	Ret.	Description
14			Ezekiel Elliott run
25t			Ezekiel Elliott run
	24		Dak Prescott to Cole Beasley
13			Dak Prescott run
	27		Dak Prescott to Dez Bryant
13			Ezekiel Elliott run
	72t		Dak Prescott to Ezekiel Elliott
14			Alfred Morris run
14			Ezekiel Elliott run
10			Ezekiel Elliott run
15			Cooper Rush run
45			Rod Smith run

49ERS

Run	Pass	Ret.	Description
12			Carlos Hyde run
16			C.J. Beathard run
	48		C.J. Beathard to Marquise Goodwin
12			Carlos Hyde run
16			Carlos Hyde run
14			Carlos Hyde run

10/29/17 AT PHILADELPHIA

49ERS

Run	Pass	Ret.	Description
	24		C.J. Beathard to Garrett Celek
12			Kyle Juszczyk run
12			Carlos Hyde run
	21t		C.J. Beathard to Matt Breida
	22		C.J. Beathard to George Kittle

EAGLES

Run	Pass	Ret.	Description
	24		Carson Wentz to Mack Hollins
		37t	Jalen Mills interception return
22			Corey Clement run
	53t		Carson Wentz to Alshon Jeffery
11			LeGarrette Blount run
12t			LeGarrette Blount run
14			Corey Clement run

11/5/17 VS. ARIZONA

CARDINALS

Run	Pass	Ret.	Description
	52		Drew Stanton to John Brown
		47	Patrick Peterson fumble return
18			Adrian Peterson run
16			Adrian Peterson run
13			Adrian Peterson run
	23		Drew Stanton to Larry Fitzgerald
	23		Drew Stanton to Larry Fitzgerald
25			Adrian Peterson run

49ERS

Run	Pass	Ret.	Description
11			Carlos Hyde run
	55		C.J. Beathard to Marquise Goodwin
	25		C.J. Beathard to Kendrick Bourne
10			C.J. Beathard run



2017 SAN FRANCISCO 49ERS BIG PLAYS

Rushes of 10–yards or more; Pass completions of 20–yards or more; Returns of 30–yards or more

11/12/17 VS. NEW YORK GIANTS

GIANTS

Run	Pass	Ret.	Description
11			Tavarres King run
20			Orleans Darkwa run
	26		Eli Manning to Sterling Shepard
	24		Eli Manning to Sterling Shepard
13			Wayne Gallman Jr. run
18			Orleans Darkwa run
	21		Eli Manning to Sterling Shepard

49ERS

Run	Pass	Ret.	Description
28			Carlos Hyde run
18			Marquise Goodwin run
	83t		C.J. Beathard to Marquise Goodwin
10			Carlos Hyde run
	47t		C.J. Beathard to Garrett Celek
	40		C.J. Beathard to Louis Murphy
21			Carlos Hyde run
	20		C.J. Beathard to Kendrick Bourne
11t			C.J. Beathard run
12			Matt Breida run
33t			Matt Breida run

11/26/17 VS. SEATTLE

SEAHAWKS

Run	Pass	Ret.	Description
	26		Russell Wilson to Paul Richardson
11			Eddie Lacy run
14			J.D. McKissic run
	23		Russell Wilson to Doug Baldwin
	24		Russell Wilson to Tanner McEvoy
11			Russell Wilson run
	21		Russell Wilson to Paul Richardson
	25		Russell Wilson to Jimmy Graham

49ERS

Run	Pass	Ret.	Description
12			Matt Breida run
	23		C.J. Beathard to Marquise Goodwin
	34		C.J. Beathard to Marquise Goodwin
	29		C.J. Beathard to Trent Taylor
10			Carlos Hyde run
14			Carlos Hyde run

12/3/17 AT CHICAGO

49ERS

Run	Pass	Ret.	Description
		30	Victor Bolden Jr. kickoff return
	20		Jimmy Garoppolo to Marquise Goodwin
	22		Jimmy Garoppolo to Garrett Celek
14			Carlos Hyde run
18			Carlos Hyde run
	33		Jimmy Garoppolo to Trent Taylor

BEARS

Run	Pass	Ret.	Description
14			Jordan Howard run
		61t	Tarik Cohen punt return
	21		Mitchell Trubisky to Tarik Cohen

12/10/17 AT HOUSTON

49ERS

Run	Pass	Ret.	Description
11			Carlos Hyde run
	20		Jimmy Garoppolo to Marquise Goodwin
	32		Jimmy Garoppolo to Marquise Goodwin
	29		Jimmy Garoppolo to Kyle Juszczyk
	31		Jimmy Garoppolo to Kyle Juszczyk
31			Carlos Hyde run
	20		Jimmy Garoppolo to Louis Murphy
	61		Jimmy Garoppolo to Garrett Celek

TEXANS

Run	Pass	Ret.	Description
11			Lamar Miller run
	22		Tom Savage to DeAndre Hopkins
15			T.J. Yates run
	25		T.J. Yates to DeAndre Hopkins
	29t		T.J. Yates to DeAndre Hopkins
	24		T.J. Yates to DeAndrew White
12			T.J. Yates run



2017 SAN FRANCISCO 49ERS BIG PLAYS

Rushes of 10–yards or more; Pass completions of 20–yards or more; Returns of 30–yards or more

12/17/17 VS. TENNESSEE

TITANS

Run	Pass	Ret.	Description
	21		Marcus Mariota to Rishard Matthews
	25		Marcus Mariota to Rishard Matthews
11			DeMarco Murray run
10			Derrick Henry run
	21		Marcus Mariota to Rishard Matthews

49ERS

Run	Pass	Ret.	Description
10			Marquise Goodwin run
	41		Jimmy Garoppolo to Garrett Celek
	54		Jimmy Garoppolo to Kendrick Bourne
	24		Jimmy Garoppolo to George Kittle

12/24/17 VS. JACKSONVILLE

JAGUARS

Run	Pass	Ret.	Description
	22		Blake Bortles to Mercedes Lewis
		58	Aaron Colvin blocked PAT return
	24		Blake Bortles to Keelan Cole
	20		Blake Bortles to T.J. Yeldon
	32		Blake Bortles to Keelan Cole
	23		Blake Bortles to Dede Westbrook
11			Blake Bortles run

49ERS

Run	Pass	Ret.	Description
	24		Jimmy Garoppolo to Marquise Goodwin
	21		Jimmy Garoppolo to George Kittle
		50t	Dontae Johnson INT return
	44		Jimmy Garoppolo to Kyle Juszczyk
	13		Matt Breida run
	10		Carlos Hyde run
	30t		Matt Breida run

12/31/17 AT LOS ANGELES RAMS

49ERS

Run	Pass	Ret.	Description
10			Marquise Goodwin run
	44		Jimmy Garoppolo to George Kittle
	20		Jimmy Garoppolo to Marquise Goodwin
11			Matt Breida run
12			Carlos Hyde run
12			Matt Breida run
15			Matt Breida run
	35		Jimmy Garoppolo to George Kittle
11			Matt Breida run
	28		Jimmy Garoppolo to Garrett Celek
16			Carlos Hyde run
	32		Jimmy Garoppolo to Matt Breida

RAMS

Run	Pass	Ret.	Description
		38	Kevin Peterson INT return
	26		Sean Mannion to Pharoh Cooper
	50		Sean Mannion to Mike Thomas
20			Malcolm Brown run



THE LAST TIME ...

TEAM TOTALS

Won in Overtime

By 49ers:	1/3/16	49ers win vs. St. Louis, 19–16
By Opponent:	10/8/17	Colts win at Indianapolis, 26–23
	1/22/12	Giants win vs. New York, 20–17 – NFC–C

Won by Scoring in the Last Two Minutes of Regulation

By 49ers:	12/17/17	49ers win vs. Tennessee, 25–23 (last score at 0:00)
	1/5/14	49ers win at Green Bay, 23–20 (last score at 0:00) – NFC–WC
By Opponent:	11/13/16	Cardinals win at Arizona, 23–20 (last score at 0:00)
	1/20/91	Giants win vs. New York, 15–13 (last score at 0:00) – NFC–C

Tied Game by Scoring in the Last Two Minutes of Regulation

By 49ers:	10/8/17	49ers loss at Indianapolis, 23–26 (OT) (tied game at 0:24)
By Opponent:	12/11/16	Jets win vs. New York, 23–17 (OT) (tied game at 0:38)

Shutout

By 49ers:	9/12/16	49ers win vs. Los Angeles Rams, 28–0
	12/29/96	49ers win vs. Philadelphia, 14–0 – NFC–WC
By Opponent:	11/21/10	Buccaneers win vs. Tampa Bay, 21–0

Won by 20–or–More Points

By 49ers:	12/31/17	49ers win at Los Angeles Rams, 34–13
	1/29/95	49ers win at San Diego, 49–26 – SB XXIX
By Opponent:	10/29/17	Eagles win at Philadelphia, 33–10
	1/12/03	Buccaneers win at Tampa Bay, 31–6 – NFC–D

Won After Trailing by 20–or–More Points

By 49ers:	10/2/11	49ers win at Philadelphia, 24–23 (Eagles ahead 23–3 in 3rd Q)
	1/5/03	49ers win vs. New York, 39–38 (Giants ahead 38–14 in 3rd Q) – NFC–WC
By Opponent:	12/20/14	Chargers win vs. San Diego, 38–35 (OT) (49ers ahead 28–7 in 2nd Q)

Held a 28–or–More Point Lead

By 49ers:	12/31/17	49ers win at Los Angeles Rams, 34–13 (49ers ahead 34–6 in 4th Q)
	1/29/95	49ers win vs. San Diego, 49–26 (49ers ahead 49–18 in 4th Q) – SB XXIX
By Opponent:	10/22/17	Cowboys win vs. Dallas, 40–10 (Cowboys ahead 40–10 in 4th Q)
	1/4/87	Giants win at New York, 49–3 (Giants ahead 49–3 in 4th Q) – NFC–D

Held a 21–or–More Point Lead

By 49ers:	12/31/17	49ers win at Los Angeles Rams, 34–13 (49ers ahead 34–13 in 4th Q)
	1/12/13	49ers win vs. Green Bay, 45–31 (49ers ahead 45–24 in 4th Q) – NFC–D
By Opponent:	10/29/17	Eagles win at Philadelphia, 33–10 (Eagles ahead 33–10 in 4th Q)
	2/3/13	Ravens win vs. Baltimore, 34–31 (Ravens ahead 28–6 in 3rd Q) – SB XLVII

Scored 20–or–More Points in a Quarter

By 49ers:	12/24/17	49ers win vs. Jacksonville, 44–33 (21 points, 4th Q)
	1/15/94	49ers win vs. Dallas, 38–28 (21 points, 1st Q) – NFC–D
By Opponent:	12/18/16	Falcons win at Atlanta, 41–13 (21 points, 1st Q)
	1/12/03	Buccaneers win at Tampa Bay, 31–6 (21 points, 2nd Q) – NFC–D

Scored 20–or–More Points in a Half

By 49ers:	12/31/17	49ers win at Los Angeles Rams, 34–13 (20 points, 1st half)
	2/3/13	49ers loss vs. Baltimore, 31–34 (25 points, 2nd half) – SB XLVII
By Opponent:	10/22/17	Cowboys win vs. Dallas, 40–10 (20 points, 1st half & 2nd half)
	1/19/14	Seahawks win at Seattle, 23–17 (20 points, 2nd half) – NFC–C

Held Opponent without a Touchdown

By 49ers:	9/12/16	49ers win vs. Los Angeles Rams, 28–0
	12/29/96	49ers win vs. Philadelphia, 14–0 – NFC–WC
By Opponent:	12/3/17	Bears loss at Chicago, 14–15 (5 FGs)
	1/12/03	Buccaneers win at Tampa Bay, 31–6 (2 FGs) – NFC–D

Touchdowns Scored by Offense and Defense

By 49ers:	12/24/17	49ers win vs. Jacksonville, 44–33 (5 offense, 1 defense)
	1/3/98	49ers win vs. Minnesota, 38–22 (5 offense, 1 defense) – NFC–D
By Opponent:	10/29/17	Eagles win at Philadelphia, 33–10 (3 offense, 1 defense)
	1/13/12	Packers loss vs. Green Bay, 31–45 (3 offense, 1 defense) – NFC–D



THE LAST TIME ...

TEAM TOTALS

Touchdowns Scored by Offense, Defense and Special Teams

By 49ers:	10/4/09	49ers win vs. St. Louis, 35–0 (2 offense, 2 defense, 1 special teams)
By Opponent:	9/23/07	Steelers win at Pittsburgh, 37–16 (2 offense, 1 defense, 1 special teams)

Safety Scored

By 49ers:	1/1/17	Nolan Frese fumble out of bounds in end zone vs. Seattle
	2/3/13	<i>Sam Koch OB in end zone, forced by Chris Culliver vs. Baltimore – SB XLVII</i>
By Opponent:	12/4/16	Blaine Gabbert sacked by Leonard Floyd in the end zone at Chicago

Successful Two Point Conversion

By 49ers:	12/24/16	Colin Kaepernick run at Los Angeles Rams
	1/5/03	<i>Jeff Garcia pass to Terrell Owens vs. New York Giants – NFC–WC</i>
By Opponent:	12/24/17	Blake Bortles to Ben Koyack vs. Jacksonville
	1/14/12	<i>Drew Brees pass to Darren Sproles vs. New Orleans – NFC–D</i>

Failed Two Point Conversion Attempt

By 49ers:	9/21/17	Pass failed from Brian Hoyer to Trent Taylor vs. Los Angeles Rams
	2/3/13	<i>Pass failed from Colin Kaepernick to Randy Moss vs. Baltimore – SB XLVII</i>
By Opponent:	10/22/17	Pass failed from Dak Prescott to Brice Butler vs. Dallas
	1/13/02	<i>Pass failed from Brett Favre to Bubba Franks at Green Bay – NFC–WC</i>

OFFENSIVE TOTALS

500–or–More Total Net Yards of Offense

By 49ers:	10/7/12	49ers win vs. Buffalo, 45–3 (621; 311 rushing, 310 passing)
	1/12/13	<i>49ers win vs. Green Bay, 45–31 (579; 323 rushing, 256 passing) – NFC–D</i>
By Opponent:	10/22/17	Cowboys win vs. Dallas, 40–10 (501; 265 rushing, 236 passing)

400–or–More Total Net Yards of Offense

By 49ers:	12/31/17	49ers win at Los Angeles Rams, 34–13 (463; 171 rushing, 292 passing)
	2/3/13	<i>49ers loss vs. Baltimore, 31–34 (468; 182 rushing, 286 passing) – SB XLVII</i>
By Opponent:	12/24/17	Jaguars loss vs. Jacksonville, 33–44 (472; 92 rushing, 380 passing)
	1/20/13	<i>Falcons loss at Atlanta, 24–28 (477; 81 rushing, 396 passing) – NFC–C</i>

300–or–More Net Yards Rushing by Team

By 49ers:	12/20/14	49ers loss vs. Chargers, 35–38 (OT) (355)
	1/12/13	<i>49ers win vs. Green Bay, 45–31 (323) – NFC–D</i>
By Opponent:	10/16/16	Bills win at Buffalo, 45–16 (312)

200–or–More Net Yards Rushing by Team

By 49ers:	12/11/16	49ers loss vs. New York Jets, 17–23 (OT) (248)
	1/12/13	<i>49ers win vs. Green Bay, 45–31 (323) – NFC–D</i>
By Opponent:	10/22/17	Cowboys win vs. Dallas, 40–10 (265)
	1/4/87	<i>Giants win at New York, 49–3 (216) – NFC–D</i>

Individual 200–Yard Rushing Game

By 49ers:	9/20/09	Frank Gore (16–207–2 TDs) vs. Seattle
By Opponent:	11/22/15	Thomas Rawls (30–209–1 TD) at Seattle

Individual 150–Yard Rushing Game

By 49ers:	12/11/16	Carlos Hyde (17–193) vs. New York Jets
	1/12/13	<i>Colin Kaepernick (16–181–2 TDs) vs. Green Bay – NFC–D</i>
By Opponent:	11/5/17	Adrian Peterson (37–159) vs. Arizona
	1/4/87	<i>Joe Morris (24–159–2 TDs) at New York Giants – NFC–D</i>

Individual 100–Yard Rushing Game

By 49ers:	9/17/17	Carlos Hyde (15–124) at Seattle
	1/19/14	<i>Colin Kaepernick (11–130) at Seattle – NFC–C</i>
By Opponent:	11/5/17	Adrian Peterson (37–159) vs. Arizona
	1/19/14	<i>Marshawn Lynch (22–109–1 TD) at Seattle – NFC–C</i>

Two 100–Yard Rushers in the Same Game

By 49ers:	12/20/14	Frank Gore (26–158–1 TD) & Colin Kaepernick (7–151–1 TD) vs. San Diego
	1/12/13	<i>Colin Kaepernick (16–181–2 TDs) and Frank Gore (23–119–1 TD) vs. Green Bay – NFC–D</i>
By Opponent:	11/8/53	Skeets Quinlan (11–119) & Tank Younger (12–101–1 TD) at Los Angeles Rams



THE LAST TIME ...

OFFENSIVE TOTALS

Consecutive 100–Yard Rushing Games

By 49ers:	12/20/14–9/14/15	Frank Gore (26–158–1 TD) & Colin Kaepernick (7–151–1 TD) vs. San Diego; Frank Gore (25–144) vs. Arizona; Carlos Hyde (26–168–2 TDs) vs. Minnesota
By Opponent:	12/4/16–12/18/16	Jordan Howard (32–117–3 TDs) at Chicago; Bilal Powell (29–145–2 TDs) vs. New York Jets; Devonta Freeman (20–139–3 TDs) at Atlanta
	12/31/83–1/8/84	<i>Billy Sims (20–114–2 TDs) vs. Detroit – NFC–D; John Riggins (36–123–2 TDs) at Washington – NFC–C</i>

Combined 200–Yard Rushing by Two Players

By 49ers:	12/11/16	225 by Carlos Hyde (17–193) and Shaun Draughn (7–32–1 TD) vs. New York Jets
	1/12/13	300 by Colin Kaepernick (16–181–2 TDs) and Frank Gore (23–119–1 TD) vs. Green Bay – NFC–D
By Opponent:	10/22/17	208 by Ezekiel Elliott (26–147–2 TDs) and Rod Smith (8–61) vs. Dallas

Individual with 30–or–More Carries

By 49ers:	10/30/11	Frank Gore (31–134) vs. Cleveland
By Opponent:	11/5/17	Adrian Peterson (37–159) vs. Arizona
	1/8/84	<i>John Riggins (36–123) at Washington – NFC–C</i>

Individual with 25–or–More Carries

By 49ers:	9/21/17	Carlos Hyde (25–84–2 TDs) vs. Los Angeles Rams
	1/3/98	<i>Terry Kirby (25–120) vs. Minnesota – NFC–D</i>
By Opponent:	11/5/17	Adrian Peterson (37–159) vs. Arizona
	1/5/03	<i>Tiki Barber (26–115) vs. New York Giants – NFC–WC</i>

Rushing Play of 80–or–More Yards

By 49ers:	12/20/14	90t, by Colin Kaepernick vs. San Diego
	1/1/89	<i>80t, by Roger Craig vs. Minnesota – NFC–D</i>
By Opponent:	12/9/07	84t, by Chester Taylor vs. Minnesota

Rushing Play of 60–or–More Yards

By 49ers:	9/17/17	61, by Carlos Hyde at Seattle
	1/1/89	<i>80t, by Roger Craig vs. Minnesota – NFC–D</i>
By Opponent:	11/6/15	75t, by Mark Ingram vs. New Orleans

Rushing Play of 40–or–More Yards

By 49ers:	9/17/17	61, by Carlos Hyde at Seattle
	1/19/14	<i>58, by Colin Kaepernick at Seattle – NFC–C</i>
By Opponent:	10/22/17	45, by Rod Smith vs. Dallas
	1/19/14	<i>40t, by Marshawn Lynch at Seattle – NFC–C</i>

Individual with Two–or–More Rushing Touchdowns

By 49ers:	12/31/17	Carlos Hyde (15–88–2 TDs) at Los Angeles Rams
	1/20/13	<i>Frank Gore (21–90–2 TDs) at Atlanta – NFC–C</i>
By Opponent:	10/22/17	Ezekiel Elliott (26–147–2 TDs) vs. Dallas
	1/12/03	<i>Mike Alstott (17–60–2 TDs) at Tampa Bay – NFC–D</i>

400 Net Yards Passing by Team

By 49ers:	9/8/13	49ers win vs. Green Bay, 34–28 (404)
By Opponent:	10/11/15	Giants win at New York, 30–27 (441)
	1/14/12	<i>Saints loss vs. New Orleans, 32–36 (435) – NFC–D</i>

300 Net Yards Passing by Team

By 49ers:	12/17/17	49ers win vs. Tennessee, 25–23 (363)
	1/5/03	<i>49ers win vs. New York Giants, 39–38 (356) – NFC–WC</i>
By Opponent:	12/24/17	Jaguars loss vs. Jacksonville, 33–44 (380)
	1/20/13	<i>Falcons loss at Atlanta, 24–28 (396) – NFC–C</i>

Individual with 50–or–More Pass Attempts

By 49ers:	11/5/17	C.J. Beathard (51–24–294–1 INT–0 TDs) vs. Arizona
	1/6/96	<i>Steve Young (65–32–328–2 INTs–0 TDs) vs. Green Bay – NFC–D</i>
By Opponent:	12/24/17	Blake Bortles (50–32–382–3 INTs–2 TDs) vs. Jacksonville
	1/22/12	<i>Eli Manning (58–32–316–0 INTs–2 TDs) vs. New York Giants – NFC–C</i>

Individual with 40–or–More Pass Attempts

By 49ers:	12/17/17	Jimmy Garoppolo (43–31–381–0 INTs–1 TD) vs. Tennessee
	1/14/12	<i>Alex Smith (42–24–299–0 INTs–3 TDs) vs. New Orleans – NFC–D</i>
By Opponent:	12/24/17	Blake Bortles (50–32–382–3 INTs–2 TDs) vs. Jacksonville
	1/20/13	<i>Matt Ryan (42–30–396–1 INT–3 TDs) at Atlanta – NFC–C</i>



THE LAST TIME ...

OFFENSIVE TOTALS

Individual with 30–or–More Pass Completions

By 49ers:	12/17/17	Jimmy Garoppolo (43–31–381–0 INTs–1 TD) vs. Tennessee
	1/6/96	Steve Young (65–32–328–2 INTs–0 TD) vs. Green Bay – NFC–D
By Opponent:	12/24/17	Blake Bortles (50–32–382–3 INTs–2 TDs) vs. Jacksonville
	1/20/13	Matt Ryan (42–30–396–1 INT–3 TDs) at Atlanta – NFC–C

Individual with 25–or–More Pass Completions

By 49ers:	12/17/17	Jimmy Garoppolo (43–31–381–0 INTs–1 TD) vs. Tennessee
	1/5/03	Jeff Garcia (44–27–331–1 INT–3 TDs) vs. New York Giants – NFC–WC
By Opponent:	12/24/17	Blake Bortles (50–32–382–3 INTs–2 TDs) vs. Jacksonville
	1/20/13	Matt Ryan (42–30–396–1 INT–3 TDs) at Atlanta – NFC–C

No Sacks Allowed

By 49ers:	12/31/17	49ers win at Los Angeles Rams, 34–13 (33 attempts – Jimmy Garoppolo)
	1/5/03	49ers win vs. New York Giants, 39–38 (44 attempts – Jeff Garcia) – NFC–WC
By Opponent:	11/26/17	Seahawks win vs. Seattle, 24–13 (34 attempts – Russell Wilson)
	1/7/95	Bears loss vs. Chicago, 15–44 (19 attempts – Steve Walsh) – NFC–D

Individual 300–Yard Passing Game

By 49ers:	12/17/17	Jimmy Garoppolo (43–31–381–0 INTs–1 TD) vs. Tennessee
	2/3/13	Colin Kaepernick (28–16–302–1 INT–1 TD) vs. Baltimore – SB XLVII
By Opponent:	12/24/17	Blake Bortles (50–32–382–3 INTs–2 TDs) vs. Jacksonville
	1/20/13	Matt Ryan (42–30–396–1 INT–3 TDs) at Atlanta – NFC–C

Consecutive 300–Yard Passing Games

By 49ers:	12/10/17–12/17/17	Jimmy Garoppolo (33–20–334–1 INT–1 TD) at Houston; Jimmy Garoppolo (43–31–381–0 INTs–1 TD) vs. Tennessee
By Opponent:	10/1/17–10/15/17	Carson Palmer (51–33–357–1 INT–1 TD) at Arizona; Jacoby Brissett (34–22–314–1 INT–0 TDs) at Indianapolis;
	1/14/12–1/22/12	Kirk Cousins (37–25–330–1 INT–2 TDs) at Washington Drew Brees (63–40–462–2 INTs–4 TDs) vs. New Orleans – NFC–D; Eli Manning (58–32–316–0 INTs–2 TDs) vs. New York Giants – NFC–C

Individual with Four–or–More Touchdown Passes

By 49ers:	12/16/12	Colin Kaepernick (25–14–216–1 INT–4 TDs) at New England
	1/29/95	Steve Young (36–24–325–0 INT–6 TDs) at San Diego – SB XXIX
By Opponent:	11/20/16	Tom Brady (40–24–280–0 INTs–4 TDs) vs. New England
	1/14/12	Drew Brees (63–40–462–2 INTs–4 TDs) vs. New Orleans – NFC–D

Individual with Three–or–More Touchdown Passes

By 49ers:	11/27/16	Colin Kaepernick (46–29–296–1 INT–3 TDs) at Miami
	1/14/12	Alex Smith (42–24–299–0 INTs–3 TDs) vs. New Orleans – NFC–D
By Opponent:	10/22/17	Dak Prescott (25–16–234–2 TDs) vs. Dallas
	2/3/13	Joe Flacco (33–22–287–0 INTs–3 TDs) vs. Baltimore – SB XLVII

Individual with 10–or–More Receptions

By 49ers:	12/17/17	Marquise Goodwin (10–114) vs. Tennessee
	1/6/96	Jerry Rice (11–117) vs. Green Bay – NFC–D
By Opponent:	12/10/17	DeAndre Hopkins (11–149–2 TDs) at Houston
	1/20/13	Julio Jones (11–182–2 TDs) at Atlanta – NFC–C

Individual with 150–Yard Receiving Game

By 49ers:	10/13/13	Vernon Davis (8–180–2 TDs) vs. Arizona
	1/14/12	Vernon Davis (7–180–2 TDs) vs. New Orleans – NFC–D
By Opponent:	10/8/17	T.Y. Hilton (7–177) at Indianapolis
	1/20/13	Julio Jones (11–182–2 TDs) at Atlanta – NFC–C

Individual with 100–Yard Receiving Game

By 49ers:	12/31/17	George Kittle (4–100) at Los Angeles Rams
	1/12/14	Anquan Boldin (8–136) at Carolina – NFC–D
By Opponent:	12/24/17	Keelan Cole (6–108) vs. Jacksonville
	1/19/14	Doug Baldwin (6–106) at Seattle – NFC–C

Two 100–Yard Receivers in the Same Game

By 49ers:	10/7/12	Michael Crabtree (6–113–1 TD) & Vernon Davis (5–106) vs. Buffalo
	2/3/13	Michael Crabtree (5–109–1 TD) & Vernon Davis (6–104) vs. Baltimore – SB XLVII
By Opponent:	9/21/17	Robert Woods (6–108) & Sammy Watkins (6–106–2 TDs) vs. Los Angeles Rams
	1/20/13	Julio Jones (11–182–2 TDs) & Roddy White (7–100) at Atlanta – NFC–C



THE LAST TIME ...

OFFENSIVE TOTALS

Consecutive 100–Yard Receiving Games

By 49ers:	12/10/17–12/17/17 1/14/12–1/12/14	Marquise Goodwin (6–106) at Houston; Marquise Goodwin (10–114) vs. Tennessee Vernon Davis (7–180–2 TDs) vs. New Orleans – NFC–D; V. Davis (3–112–2 TDs) vs. New York Giants – NFC–C; Michael Crabtree (9–119–2 TDs) vs. Green Bay – NFC–D; Vernon Davis (5–106– 1 TD) at Atlanta –NFC–C; Michael Crabtree (5–109–1 TD) & Vernon Davis (6–104) vs. Baltimore – SB XLVII; Michael Crabtree (8–125) at Green Bay – NFC–WC; Anquan Boldin (8–136) at Carolina – NFC–D
By Opponent:	9/21/17–10/15/17 1/12/14–1/19/14	Robert Woods (6–108) & Sammy Watkins (6–106–2 TDS) vs. Los Angeles Rams; Jaron Brown (8–105) at Arizona; T.Y. Hilton (7–177) at Indianapolis; Chris Thompson (4–105) at Washington Ted Ginn, Jr. (4–104) at Carolina – NFC–D; Doug Baldwin (6–106) at Seattle – NFC–C

Pass Play of 80–or–More Yards

By 49ers:	11/12/17	83t, C.J. Beathard to Marquise Goodwin vs. New York Giants
By Opponent:	10/11/09	90t, Matt Ryan to Roddy White vs. Atlanta

Pass Play of 60–or–More Yards

By 49ers:	12/10/17 1/22/12	61, Jimmy Garoppolo to Garrett Celek at Houston 73t, Alex Smith to Vernon Davis vs. New York Giants – NFC–C
By Opponent:	10/22/17 1/14/12	72t, Dak Prescott to Ezekiel Elliott vs. Dallas 66t, Drew Brees to Jimmy Graham vs. New Orleans – NFC–D

Pass Play of 40–or–More Yards

By 49ers:	12/31/17 1/12/14	44, Jimmy Garoppolo to George Kittle at Los Angeles Rams 45, Colin Kaepernick to Anquan Boldin at Carolina – NFC–D
By Opponent:	11/5/17 1/19/14	52, Drew Stanton to John Brown vs. Arizona 51, Russell Wilson to Doug Baldwin at Seattle – NFC–C

Individual with Three–or–More Touchdown Receptions

By 49ers:	10/25/09 1/29/95	Vernon Davis (7–93–3 TDs) at Houston Jerry Rice (10–149–3 TDs) at San Diego – SB XXIX
By Opponent:	9/14/14 1/5/03	Brandon Marshall (5–48–3 TDs) vs. Chicago Amani Toomer (8–136–3 TDs) vs. New York Giants – NFC–WC

Individual with Two–or–More Touchdown Receptions

By 49ers:	11/8/15 1/12/13	Garrett Celek (2–12–2 TDs) vs. Atlanta Michael Crabtree (9–119–2 TDs) vs. Green Bay – NFC–D
By Opponent:	12/10/17 1/20/13	DeAndre Hopkins (11–149–2 TDs) at Houston Julio Jones (11–182–2 TDs) at Atlanta – NFC–C

Led Team in Both Rushing and Receiving Yards in the Same Game

By 49ers:	11/5/17 1/15/94	Carlos Hyde (12–41 rushing, 9–84 receiving) vs. Arizona Ricky Watters (24–118 rushing, 5–46 receiving) vs. New York Giants – NFC–D
By Opponent:	10/22/17	Ezekiel Elliott (26–147–2 TDs rushing, 1–72–1 TD receiving) vs. Dallas

100–Yard Rusher & Receiver in the Same Game

By 49ers:	10/13/13 2/3/13	Frank Gore (25–101) & Vernon Davis (8–180–2 TDs) vs. Arizona Frank Gore (19–110–1 TD), Michael Crabtree (5–109–1 TD) & Vernon Davis (6–104) vs. Baltimore – SB XLVII
By Opponent:	9/21/17 1/19/14	Todd Gurley II (28–113–2 TDs), Robert Woods (6–108) & Sammy Watkins (6–106–2 TDs) vs. Los Angeles Rams Marshawn Lynch (22–109–1 TD) & Doug Baldwin (6–106) at Seattle – NFC–C

100–Yard Rusher, 100–Yard Receiver & 300–Yard Passer in the Same Game

By 49ers:	10/7/12 2/3/13	Frank Gore (14–106–1 TD), Michael Crabtree (6–113–1 TD), Vernon Davis (5–106) & Alex Smith (24–18– 303–0 INTs–3 TDs) vs. Buffalo Frank Gore (19–110–1 TD), Michael Crabtree (5–109–1 TD), Vernon Davis (6–104) & Colin Kaepernick (28–16–302–1 INT–1 TD) vs. Baltimore – SB XLVII
By Opponent:	9/18/16 1/5/03	Fozzy Whittaker (16–100), Kelvin Benjamin (7–108–2 TDs), Greg Olsen (5–122–1 TD) & Cam Newton (40–24–353–1 INT– 4 TDs) at Carolina Tiki Barber (26–115–1 TD), Amani Toomer (8–136–3 TDs) & Kerry Collins (43–29–342–1 INT–4 TDs) vs. New York Giants – NFC–WC

Individual with at Least One Rushing and One Receiving Touchdown in the Same Game

By 49ers:	12/20/14 1/29/95	Bruce Ellington (3–12–1 TD rushing, 1–8–1 TD receiving) vs. San Diego Ricky Watters (15–47–1 TD rushing, 3–61–2 TDs receiving) at San Diego – SB XXIX
By Opponent:	10/22/17 1/23/94	Ezekiel Elliott (26–147–2 TDs rushing, 1–72–1 TD receiving) vs. Dallas Emmitt Smith (23–88–1 TD rushing, 7–85–1 TD receiving) at Dallas – NFC–C



THE LAST TIME ...

OFFENSIVE TOTALS

Individual with at Least One Rushing Touchdown and One Touchdown Pass in the Same Game

By 49ers:	12/24/17	Jimmy Garoppolo (30–21–242–1 INT–2 TDs passing, 3–3–1 TD rushing) vs. Jacksonville
	1/12/14	Colin Kaepernick (28–15–196–0 INTs–1 TD passing, 8–15–1 TD rushing) at Carolina – NFC–D
By Opponent:	11/26/17	Russell Wilson (34–20–228 –1 INT–2 TDs passing, 7–25–1 TD rushing)

No Turnovers

By 49ers:	12/17/17	49ers win vs. Tennessee, 25–23
	1/12/14	49ers win at Carolina, 23–10 – NFC–D
By Opponent:	12/3/17	Bears loss at Chicago, 14–15
	1/5/14	Packers loss at Green Bay, 20–23 – NFC–WC

Touchdown Scored on First Drive

By 49ers:	12/24/17	49ers win vs. Jacksonville, 44–33
	1/5/03	49ers win vs. New York Giants, 39–38 – NFC–WC
By Opponent:	10/15/17	Redskins win at Washington, 26–24
	2/3/13	Ravens win vs. Baltimore, 34–31 – SB XLVII

DEFENSIVE TOTALS

Held Opponent Under 200 Net Yards of Total Offense

By 49ers:	12/3/17	49ers win at Chicago, 15–14 (147; 62 rushing, 85 passing)
	1/15/94	49ers win vs. New York Giants, 44–3 (194; 41 rushing, 153 passing) – NFC–D
By Opponent:	12/4/16	Bears win at Chicago, 26–6 (147; 141 rushing, 6 passing)
	1/4/97	Packers win at Green Bay, 35–14 (196; 68 rushing, 128 passing) – NFC–D

Held Opponent Under 300 Net Yards of Total Offense

By 49ers:	12/31/17	49ers win at Los Angeles Rams, 34–13 (251; 102 rushing, 149 passing)
	1/5/14	49ers win at Green Bay, 23–20 (281; 124 rushing, 157 passing) – NFC–WC
By Opponent:	11/26/17	Seahawks win vs. Seattle, 24–13 (280; 84 rushing, 196 passing)
	1/12/03	Buccaneers win at Tampa Bay, 31–6 (228; 62 rushing, 166 passing) – NFC–D

Held Opponent Under 50 Yards Rushing

By 49ers:	11/8/15	49ers win vs. Atlanta, 17–16 (17)
	1/14/12	49ers win vs. New Orleans, 36–32 (37) – NFC–D
By Opponent:	11/1/15	Rams win at St. Louis, 27–6 (38)
	1/11/98	Packers win vs. Green Bay, 23–10 (33) – NFC–C

Held Opponent Under 75 Yards Rushing

By 49ers:	12/3/17	49ers win at Chicago, 15–14 (62)
	1/14/12	49ers win vs. New Orleans, 36–32 (37) – NFC–D
By Opponent:	12/17/17	Titans loss vs. Tennessee, 23–25 (51)
	1/12/03	Buccaneers win vs. Tampa Bay, 31–6 (62) – NFC–D

Held Opponent Under 100 Yards Rushing

By 49ers:	12/24/17	49ers win vs. Jacksonville, 44–33 (92)
	1/12/14	49ers win at Carolina, 23–10 (93) – NFC–D
By Opponent:	12/17/17	Titans loss vs. Tennessee, 23–25 (51)
	1/12/03	Buccaneers win vs. Tampa Bay, 31–6 (62) – NFC–D

Held Opponent Under 100 Net Yards Passing

By 49ers:	12/3/17	49ers win at Chicago, 15–14 (85)
	1/4/97	49ers loss at Green Bay, 35–14 (71) – NFC–D
By Opponent:	9/17/17	Seahawks win at Seattle, 12–9 (89)

Held Opponent Under 150 Net Yards Passing

By 49ers:	12/31/17	49ers win at Los Angeles Rams, 34–13 (149)
	1/4/97	49ers loss at Green Bay, 14–35 (71) – NFC–D
By Opponent:	10/29/17	Eagles win at Philadelphia, 33–10 (144)
	1/19/14	Seahawks win at Seattle, 23–17 (147) – NFC–C

Interception Return for a Touchdown

By 49ers:	12/24/17	Dontae Johnson, 50 (QB Blake Bortles) vs. Jacksonville
	1/3/98	Ken Norton, 23 (QB Randall Cunningham) vs. Minnesota – NFC–D
By Opponent:	10/29/17	Jalen Mills, 37 (QB C.J. Beathard) at Philadelphia
	1/12/13	Sam Shields, 52 (QB Colin Kaepernick) vs. Green Bay – NFC–D



THE LAST TIME ...

DEFENSIVE TOTALS

Individual with Three–or–More Interceptions

By 49ers: 10/8/06 Walt Harris (1–Andrew Walter, 2–Marcus Tuiasosopo) vs. Oakland
 By Opponent: 11/20/77 Bill Simpson (1–Scott Bull, 2–Jim Plunkett) vs. Los Angeles Rams

Individual with Two–or–More Interceptions

By 49ers: 11/16/14 Chris Borland (2 – QB Eli Manning) at New York Giants
 1/15/95 *Eric Davis (2 – QB Troy Aikman) vs. Dallas – NFC–C*
 By Opponent: 12/31/17 Kevin Peterson (2 – QB Jimmy Garoppolo) at Los Angeles Rams
 1/9/99 *William White (2 – QB Steve Young) at Atlanta – NFC–D*

Seven–or–More Sacks by Team

By 49ers: 1/3/10 49ers win at St. Louis, 28–6 (8)
 1/6/85 *49ers win vs. Chicago, 23–0 (9) – NFC–C*
 By Opponent: 10/6/16 Cardinals win vs. Arizona, 33–21 (7)

Six–or–More Sacks by Team

By 49ers: 10/1/17 49ers loss at Arizona, 15–18 (OT) (6)
 1/22/12 *49ers loss vs. New York Giants, 17–20 (OT) (6) – NFC–C*
 By Opponent: 12/4/16 Bears win at Chicago, 26–6 (6)

Five–or–More Sacks by Team

By 49ers: 10/1/17 49ers loss at Arizona, 15–18 (OT) (6)
 1/12/14 *49ers win at Carolina, 23–10 (5) – NFC–D*
 By Opponent: 11/5/17 Cardinals win vs. Arizona, 20–10 (5)

Individual with Three–or–More Sacks

By 49ers: 11/19/12 Aldon Smith (5.5 sacks of QB Jason Campbell) vs. Chicago
 1/9/93 *Pierce Holt (3.0 of QB Mark Rypien) vs. Washington – NFC–D*
 By Opponent: 10/22/15 Michael Bennett (3.5 of QB Colin Kaepernick) vs. Seattle
 1/17/93 *Tony Casillas (3.0 of QB Steve Young) vs. Dallas – NFC–C*

Individual with Two–or–More Sacks

By 49ers: 11/12/17 Ronald Blair III (2.0 of QB Eli Manning) vs. New York Giants
 1/19/14 *Aldon Smith (2.0 of QB Russell Wilson) at Seattle – NFC–C*
 By Opponent: 1/1/17 Bobby Wagner (2.0 of QB Colin Kaepernick) vs. Seattle
 2/3/13 *Paul Kruger (2.0 of QB Colin Kaepernick) vs. Baltimore – SB XLVII*

Fumble Recovered for Touchdown

By 49ers: 9/7/14 Chris Culliver recovered a DeMarco Murray fumble and returned it 35 yards at Dallas
 12/26/71 *Bob Hoskins recovered a Bruce Gossett fumble in end zone vs. Washington – NFC–D*
 By Opponent: 9/18/16 Shaq Thompson recovered a Carlos Hyde fumble and returned it 9 yards at Carolina
 1/4/97 *Antonio Freeman recovered an Edgar Bennet fumble in end zone at Green Bay – NFC–D*

SPECIAL TEAMS TOTALS

Kickoff Return for a Touchdown

By 49ers: 9/11/11 Ted Ginn Jr., 102 yards vs. Seattle
 1/11/98 *Chuck Levy, 95 yards vs. Green Bay – NFC–C*
 By Opponent: 12/12/10 Leon Washington, 92 yards vs. Seattle
 2/3/13 *Jacoby Jones, 108 yards vs. Baltimore – SB XLVII*

Kickoff Return for a Touchdown on the Opening Kickoff

By 49ers: 11/10/08 Allen Rossum, 104 yards at Arizona
 12/23/72 *Vic Washington, 97 yards vs. Dallas – NFC–D*
 By Opponent: (could not find an instance when it occurred)

Punt Return for a Touchdown

By 49ers: 9/11/11 Ted Ginn Jr., 55 yards vs. Seattle
 By Opponent: 12/3/17 Tarik Cohen, 61 yards at Chicago
 1/4/97 *Desmond Howard, 71 yards at Green Bay – NFC–D*



THE LAST TIME ...

SPECIAL TEAMS TOTALS

Blocked Punt Recovered for Touchdown

By 49ers:	10/3/10	Taylor Mays recovered Michael Koenen's punt (blocked by Dominique Zeigler) in the end zone at Atlanta
By Opponent:	9/28/14	Brad Smith recovered Andy Lee's punt (blocked by Trey Burton) in the end zone vs. Philadelphia

Blocked Punt

By 49ers:	9/14/14	Aaron Lynch blocked Patrick O'Donnell's punt vs. Chicago
	1/6/90	Spencer Tillman blocked Bucky Scribner's punt vs. Minnesota – NFC–D
By Opponent:	9/28/14	Trey Burton blocked Andy Lee's punt vs. Philadelphia
	12/16/71	Jon Jaqua blocked Steve Spurrier's punt vs. Washington – NFC–D

Blocked PAT

By 49ers:	1/1/17	Chris Jones blocked a PAT attempt by Steven Hauschka vs. Seattle
By Opponent:	12/24/17	Jalen Myrick blocked a PAT attempt by Robbie Gould vs. Jacksonville

Missed (not blocked) PAT

By 49ers:	9/21/17	Robbie Gould vs. Los Angeles Rams
By Opponent:	12/24/17	Josh Lambo vs. Jacksonville

Blocked Field Goal

By 49ers:	1/3/16	Dontae Johnson blocked a 48-yard attempt by Greg Zuerlein vs. St. Louis
By Opponent:	10/29/17	Derek Barnett blocked a 27-yard attempt by Robbie Gould at Philadelphia

Blocked Field Goal returned for a TD

By 49ers:	9/27/09	Nate Clements, 59-yard return after Ray McDonald blocked a 44-yard attempt by Ryan Longwell at Minnesota
By Opponent:	12/23/12	Richard Sherman, 90-yard return after Red Bryant blocked a 21-yard attempt by David Akers at Seattle

Individual with Five–or–More Field Goals

By 49ers:	12/17/17	Robbie Gould (6–6) vs. Tennessee
By Opponent:	10/2/05	Neil Rackers (6–6) at Arizona
	1/20/91	Matt Bahr (5–6) vs. New York Giants – NFC–C

Individual with Four–or–More Field Goals

By 49ers:	12/17/17	Robbie Gould (6–6) vs. Tennessee
	1/24/82	Ray Wersching (4–4) at Cincinnati – SB XVI
By Opponent:	10/8/17	Adam Vinatieri (4–4) at Indianapolis
	1/20/91	Matt Bahr (5–6) vs. New York Giants – NFC–C

Individual with Three–or–More Field Goals

By 49ers:	12/17/17	Robbie Gould (6–6) vs. Tennessee
	1/12/14	Phil Dawson (3–3) at Carolina – NFC–D
By Opponent:	10/8/17	Adam Vinatieri (4–4) at Indianapolis
	1/19/14	Steven Hauschka (3–3) at Seattle – NFC–C

Successful Onside Kick

By 49ers:	9/21/17	Robbie Gould kick recovered by Raheem Mostert vs. Los Angeles Rams (4th Q)
By Opponent:	12/24/17	Josh Lambo kick recovered by Lerentee McCray vs. Jacksonville (4th Q)

Failed Onside Kick Attempt

By 49ers:	10/15/17	Robbie Gould kick recovered by Fabian Moreau at Washington (4th Q)
By Opponent:	12/24/17	Josh Lambo kick out of bounds vs. Jacksonville (4th Q)
	1/12/13	Mason Crosby kick recovered by Delanie Walker vs. Green Bay (4th Q) – NFC–D



SUNDAY, SEPTEMBER 10
CAROLINA 23, SAN FRANCISCO 3
LEVI'S STADIUM



Making his head coaching debut, Kyle Shanahan's team was unable to secure a victory in Week 1, falling to the Carolina Panthers, 23–3. After exchanging multiple possessions in the first quarter with no score, the Panthers capitalized on a sack–fumble of the 49ers, recovering the ball at the SF 42 yd. line. Three plays later, Panthers WR Russell Shepard scored on a 40–yd. pass from QB Cam Newton. The 49ers defense forced a Panthers turnover a couple of possessions later as S Jaquiski Tartt leaped up for the one–handed interception of Newton near the goal line, and returned it 37 yds. The INT by Tartt was the second of his career and first since at Cle. (12/12/15 – QB Johnny Manziel). The 37–yd. return is the longest by the 49ers defense during Week 1 of the regular season since S Eric Reid vs Dal. [48 yds. (9/7/14)]. The 49ers offense was unable to capitalize on the turnover and trailed at halftime, 13–0, after Panthers K Graham Gano tacked on a couple of field goals before intermission. San Francisco QB Brian Hoyer threw an INT on the team's first possession after the half that was returned to the SF 28 yd. line. Capitalizing on the turnover a few plays later, Panthers RB Jonathan Stewart scored on a 9–yd. TD pass from QB Cam Newton, increasing the road teams lead to 20–0. The 49ers kept the Panthers out of the end zone after they drove to the 6 yd. line, forcing a Gano 20–yd. FG. San Francisco's offense was able to put some points on the board late in the third quarter as K Robbie Gould nailed a 44–yd. FG to make the score 23–3. On the Panthers next possession, 49ers CB Rashard Robinson stripped RB Christian McCaffrey and recovered the forced fumble as well, marking the first FF and FR of his career. Neither team would score in the fourth quarter as the game came to a close in favor of Carolina.

NOTES: S **Jaquiski Tartt** made a leaping INT of Panthers QB Cam Newton, the second INT of his career. His first INT came at Cle. (12/12/15 – QB Johnny Manziel) ... **Tartt** returned the pick 37 yds., setting a new career long. His previous career long INT return was 25 yds. at Cle. (12/12/15) ... CB **Rashard Robinson** forced and recovered Panthers RB Christian McCaffrey fumble, marking the first FF and FR of his career ... The FF is the first by the **49ers defense** in Week 1 of the regular season since [NaVorro Bowman 1 FF vs GB (9/8/13)] ... In their NFL debut, WR **Trent Taylor** (8–yds.) and TE **George Kittle** (13–yds.) registered the first receipts. of their careers ... **Kittle** finished with 5 receipts. for 27 yds.

	1st	2nd	3rd	4th	Pts
Carolina	7	6	10	0	23
San Francisco	0	0	3	0	3

CAR – R. Shepard, 40 pass from C. Newton (G. Gano) (3–42, 1:35)
CAR – G. Gano, 39 FG (8–27, 3:04)
CAR – G. Gano, 36 FG (7–37, 0:42)
CAR – J. Stewart, 9 pass from C. Newton (G. Gano) (5–28, 3:01)
CAR – G. Gano, 20 FG (11–66, 6:53)
SF – R. Gould 44 FG (10–49, 3:03)

TEAM STATISTICS	CAR	SF
First Downs	20	13
Net Yards Gained	287	217
Rushes/Yards	38/116	15/51
Net Yards Passing	171	166
Att/Comp/INT	25/14/1	35/24/1
Sacked/Yards Lost	0/0	4/27
Punts/Average	3/51.7	4/40.8
Fumbles/Lost	2/1	1/1
Penalties/Yards	5/40	10/74
Time of Possession	34:21	25:39
3rd Down Efficiency	7/13 (54%)	2/11 (18%)

RUSHING: Panthers – J. Stewart 18–65, C. McCaffrey 13–47, C. Newton 6–3, F. Whittaker 1–1 ... **49ERS** – C. Hyde 9–45, M. Breida 4–11, K. Juszczyk 1–0, B. Hoyer 1–(–5).

RECEIVING: PANTHERS – C. McCaffrey 5–38, R. Shepard 2–53–1 TD, D. Funchess 2–20, G. Olsen 2–18, J. Stewart 2–17–1 TD, K. Benjamin 1–25 ... **49ERS** – P. Garçon 6–81, C. Hyde 6–32, G. Kittle 5–27, M. Goodwin 3–21, K. Juszczyk 2–17, T. Taylor 1–8, A. Robinson 1–7.

PASSING: PANTHERS – C. Newton 25–14–171–1–2 TDs ... **49ERS** – B. Hoyer 35–24–193–1–0 TDs.

INTs: PANTHERS – L. Kuechly 1–23 ... **49ERS** – J. Tartt 1–37.

SACKS: PANTHERS – T. Davis 1–8, W. Horton 1–8, S. Thompson 1–7, S. Lotulelei 0.5–2, J. Peppers 0.5–2 ... **49ERS** – None.

49ERS TURNOVER RATIO: 0 (CAR: 1 fumble, 1 INT/SF: 1 fumble, 1 INT).

Weather: Clear
Temperature: 87 degrees
Wind: Northwest 8 mph
Playing Surface: Grass
Time: 2:55
Attendance: 70,178



SUNDAY, SEPTEMBER 17
SAN FRANCISCO 9, SEATTLE 12
CENTURYLINK FIELD



San Francisco dropped a hard-fought battle to the Seattle Seahawks on Sunday at CenturyLink Field, 12–9. Despite the loss RB Carlos Hyde rushed for 124 yds. on 15 carries (8.3 avg.) becoming the first player since Clinton Portis [143 yds. (11/23/08) and 136 yds. (11/17/02)] to rush for 100–or–more yds. multiple times at CenturyLink Field since it opened in 2002. On the first possession of the game, Seattle K Blair Walsh made a 25–yd. FG to give the Seahawks the lead, 3–0. After a Brian Hoyer interception gave Seattle the ball in San Francisco territory, Walsh connected on a 27–yd. FG to extend the first quarter lead for Seattle, 6–0. In the second quarter RB Carlos Hyde took a stretch play up the left sideline, gashing the defense for 61 yds. The 61–yd. run by Hyde is the longest given up by Seattle since Adrian Peterson recorded a 74–yd. rush on 11/4/12. Four plays later K Robbie Gould nailed a 40–yd. FG to trim the Seattle lead to 6–3. After a Seattle three–and–out, Gould made a 37–yd. FG late in the first half to tie the game at the break, 6–6. After a defensive battle throughout the 3rd quarter, the 49ers took the lead when Gould made a 34–yd. FG putting the 49ers ahead 9–6 early in the fourth quarter. Later in the quarter, Seattle QB Russell Wilson escaped a sack and found WR Paul Richardson in the corner of the end zone on a 9–yd. TD pass to give the Seahawks the lead for good, 12–9.

NOTES: The **49ers offense** rushed for 159 yds. on 19 carries (8.37 avg.) ... The team's 8.37 avg. yds. per carry was the third–highest avg. against the Seahawks all–time ... The team's 8.37 rushing avg. was also the sixth–highest single–game avg. by the team in franchise history ... In the first half at Sea., RB **Carlos Hyde** rushed 7 times for 102 yds., becoming the first player to rush for 100–or–more–yds. in the first half against Seattle since RB Adrian Peterson [at Sea. (11/4/12) – 12 atts. for 144 yds. & 2 TDs.] ... After finishing with 15 carries for 124 yds. (8.3 avg.), **Hyde** has now gone over 100–yds. rushing in Sea. for the second–consecutive season [21 atts. for 103 yds. and 2 TDs at Sea. (9/25/16)] ... **Hyde** is the only player to rush for 100–or–more yds. at CenturyLink Field since 2015, and has now done so twice. He is also one of six players to reach 100–yds. rushing at Sea. since 2010 ... **Hyde** is the 8th player all–time to record 100–or–more yds. rushing in consecutive road games at Sea. [Greg Pruitt 1977–78; Adrian Murrell 1995–97; Napoleon Kaufman 1996–97; Terrell Davis 1996–98; Tyrone Wheatley 1999–2000; Priest Holmes 2001–02; Clinton Portis 2002 and 2008] ... This marked **Hyde's** fourth–career game with 100–or–more rushing yds. and first since 12/11/16 vs. NYJ (193) ... The **49ers defense** combined for three sacks of the Seahawks on the day ... DL **Aaron Lynch** brought down Seahawks QB Russell Wilson for a 1–yd. loss. The sack marked the 15th of his career ... **Lynch** now has 4.5 sacks in his career against the Seahawks, the most against any single opponent during his career ... DL **Tank Carradine** brought down Wilson for an 8–yd. loss. The sack marked the 5th of his career ... DL **Arik Armstead** sacked Wilson for an 8–yd. loss and now has 5.5 sacks in his career.

	1st	2nd	3rd	4th	Pts
San Francisco	0	6	0	3	9
Seattle	6	0	0	6	12

SEA – B. Walsh, 25 FG (16–68, 6:22)
SEA – B. Walsh, 27 FG (10–27, 4:42)
SF – R. Gould, 40 FG (6–67, 2:37)
SF – R. Gould, 37 FG (7–49, 0:39)
SF – R. Gould, 34 FG (10–54, 3:58)
SEA – P. Richardson, 9 pass from R. Wilson (kick failed) (10–82, 4:30)

TEAM STATISTICS	SF	SEA
First Downs	11	21
Net Yards Gained	248	312
Rushes/Yards	19/159	37/131
Net Yards Passing	89	181
Att/Comp/INT	27/15/1	39/23/0
Sacked/Yards Lost	2/10	3/17
Punts/Average	7/43.9	7/44.1
Fumbles/Lost	0/0	2/0
Penalties/Yards	6/66	9/71
Time of Possession	23:02	36:58
3rd Down Efficiency	2/12 (17%)	8/19 (42%)

RUSHING: 49ERS – C. Hyde 15–124, M. Breida 4–35 ... **SEAHAWKS** – C. Carson 20–93, R. Wilson 12–34, T. Rawls 5–4.

RECEIVING: 49ERS – M. Goodwin 3–26, P. Garçon 3–26, C. Hyde 3–19, G. Kittle 2–13, T. Taylor 2–6, G. Celek 1–6, M. Breida 1–3 ... **SEAHAWKS** – T. Lockett 6–64, D. Baldwin 6–44, L. Willson 3–25, C. Prosise 3–22, P. Richardson 2–19–1 TD, A. Darboh 1–16, C. Carson 1–7, J. Graham 1–1.

PASSING: 49ERS – B. Hoyer 27–15–99–1–0 TDs. ... **SEAHAWKS** – R. Wilson 39–23–198–0–1 TD.

INTs: 49ERS – None ... **SEAHAWKS** – B. Wagner 1–7.

SACKS: 49ERS – A. Armstead 1–8, T. Carradine 1–8, A. Lynch 1–1 ... **SEAHAWKS** – F. Clark 1–6, M. Bennett 1–4.

49ERS TURNOVER RATIO: –1 (SF: 0 fumbles, 1 INT/SEA: 0 fumbles, 0 INTs).

Weather: Mostly Cloudy
Temperature: 65 degrees
Wind: South 12 mph
Playing Surface: Field Turf
Time: 3:00
Attendance: 68,729



THURSDAY, SEPTEMBER 21
LOS ANGELES RAMS 41, SAN FRANCISCO 39
LEVI'S STADIUM



In a game that came down to the wire, the Los Angeles Rams outlasted the San Francisco 49ers, 41–39, on Thursday Night Football. San Francisco's 39 points scored on offense was the most by the team since 10/27/13 at Jack-sonville (London – 42 points). QB Brian Hoyer led the team, completing 23 of 37 atts. for 332 yds., 2 TDs, 1 INT and a QB rating of 98.0. His 332 passing yds. marked the second-highest single-game total in his career [397 yds. at Ind. (10/9/16)]. It also marked Hoyer's 10th career 300-yd. passing game and first as a member of the 49ers. After an interception by Hoyer deep in San Francisco territory, Rams RB Todd Gurley II scored on a 3-yd. TD run to make the score 7–0. The 49ers offense responded with a 14-play, 81-yard drive resulting in a 9-yd. TD run by Hoyer to tie the score at 7 apiece. The 9-yd. TD run by Hoyer marked the 2nd rushing TD of his career, and first since his NFL debut with the New England Patriots (10/18/09 – 1-yd. TD). Gurley then scored on a 7-yd. pass from Rams QB Jared Goff to put the Rams ahead 14–7 late in the first quarter. Los Angeles Rams K Greg Zuerlein tacked on a 48-yd. FG to make the score 17–7. San Francisco responded, as K Robbie Gould knocked in a 36-yd. FG, and a 48-yd. FG to trim the Rams lead to 17–13. Gurley II scored on a 2-yd. TD run with less than one minute remaining in the half to make the score 24–13 at halftime. After Zuerlein added a 19-yd. FG for the Rams, San Francisco answered with a 1-yd. TD run by RB Carlos Hyde, to make the score 27–20. Rams WR Sammy Watkins then scored on a 1-yd. pass from Goff to make the score 34–20 heading into the fourth quarter. San Francisco answered once again, as TE Garrett Celek caught a 1-yd. TD pass from Hoyer, but Gould would go on to miss the extra point, keeping the score 34–26. Watkins then scored on a 13-yd. pass from Goff to extend the Rams lead to 41–26. San Francisco wouldn't go down without a fight as WR Trent Taylor registered his first-career TD on a 3-yd. pass from Hoyer to make it a one possession game. On the ensuing kickoff WR Victor Bolden Jr. popped the ball away from Rams WR Pharoh Cooper, and WR Aldrick Robinson would recover the fumble to give the 49ers the ball with two minutes remaining. Hyde then scored on a 1-yd. TD run. Down by two, the 49ers would not convert the 2-pt conversion. Robbie Gould's onside kick would be recovered by RB Raheem Mostert to give San Francisco the ball with clock winding down. After failing to convert on 4th down, the time would eventually run out as Los Angeles escaped with the 41–39 victory.

NOTES: The **49ers offense** scored 39 points on the day, the most by the team since 10/27/13 at Jax. (London – 42 points) ... The 49ers also scored 26 points in the second half, the most second half points scored by the team since 12/23/13 vs. Atl. (31 points in the second half) ... QB **Brian Hoyer** completed 23 of 37 atts. for 332 yds., 2 TDs, 1 INT and a QB rating of 98.0. His 332 passing yds. marked the second-highest single-game total in his career [397 yds. at Ind. (10/9/16)]. It also marked **Hoyer's** 10th career 300-yd. passing game and first as a member of the 49ers ... **Hoyer** also registered a 9-yd. TD run in the 1st qtr. It marked the 2nd rushing TD of his career, and first since his NFL debut with the New England Patriots (10/18/09 – 1 yd. TD) ... WR **Pierre Garçon** hauled in 7 receipts. for 142 yds., the sixth-best single-game total of his career ... It marked his 16th career 100-yd. game and first since 11/20/16 vs. GB ... RB **Carlos Hyde** finished the game with 25 carries for 84 yds. and 2 TDs, tying his career high. It marked the 4th time **Hyde** rushed for 2 TDs in a game and the first time since 9/25/16 at Sea. ... WR **Trent Taylor** registered his first-career TD on a 3-yd. pass from QB **Brian Hoyer** ... **Hoyer** also connected with TE **Garrett Celek** for a 1-yd. TD recept. It marked **Celek's** 1st TD recept. of the season and 7th of his career ... FB **Kyle Juszczyk** notched a 34-yd. recept., marking the 100th recept. of his career ... LS **Kyle Nelson** recovered a muffed punt by Rams WR Tavon Austin, marking the first special teams FR of his career. **Nelson's** FR led to a K **Robbie Gould** 36-yd. FG ... WR **Victor Bolden Jr.** notched his first-career special teams FF, knocking the ball loose from Rams WR Pharoh Cooper. The fumble was recovered by WR **Aldrick Robinson**, marking his first-career special teams FR. The takeaway led to a 1-yd. TD run by RB **Carlos Hyde** ... RB **Raheem Mostert** recovered the onside kick on the ensuing kickoff after **Hyde's** TD. It marked the first successful onside kick by the 49ers since 9/20/15 (Phil Dawson kick recovered by LB Nick Bellore vs. Cin.) ... DL **DeForest Buckner** forced a Rams RB Todd Gurley III fumble, the first FF of his career.

	1st	2nd	3rd	4th	Pts
Los Angeles Rams	14	10	10	7	41
San Francisco	7	6	7	19	39

LAR – T. Gurley, 3 run (G. Zuerlein) (1–3, 0:04)
SF – B. Hoyer, 9 run (R. Gould) (14–81, 6:31)
LAR – T. Gurley, 7 pass from J. Goff (G. Zuerlein) (8–75, 3:45)
LAR – G. Zuerlein, 48 FG (7–38, 3:10)
SF – R. Gould, 36 FG (4–(–6), 1:58)
SF – R. Gould, 48 FG (8–47, 4:44)
LAR – T. Gurley, 2 run (G. Zuerlein) (9–75, 2:57)
LAR – G. Zuerlein, 19 FG (10–74, 5:43)
SF – C. Hyde, 1 run (R. Gould) (10–75, 3:37)
LAR – S. Watkins, 1 pass from J. Goff (G. Zuerlein) (10–75, 5:23)
SF – G. Celek, 1 pass from B. Hoyer (kick failed) (6–75, 2:27)
LAR – S. Watkins, 13 pass from J. Goff (G. Zuerlein) (7–75, 4:07)
SF – T. Taylor, 3 pass from B. Hoyer (R. Gould) (4–64, 1:27)
SF – C. Hyde, 1 run (pass failed) (8–29, 2:48)

TEAM STATISTICS	LAR	SF
First Downs	26	25
Net Yards Gained	418	421
Rushes/Yards	32/126	33/113
Net Yards Passing	292	308
Att/Comp/INT	28/22/0	37/23/1
Sacked/Yards Lost	0/0	4/24
Punts/Average	2/56.5	2/41.5
Fumbles/Lost	3/2	1/1
Penalties/Yards	7/52	10/55
Time of Possession	29:43	30:17
3rd Down Efficiency	8/12 (67%)	9/18 (50%)

RUSHING: RAMS – T. Gurley 28–113–2 TDs, T. Austin 3–14, J. Goff 1–(–1) ... **49ERS** – C. Hyde 25–84–2 TDs, R. Mostert 4–11, M. Breida 3–9, B. Hoyer 1–9–1 TD.

RECEIVING: RAMS – R. Woods 6–108, S. Watkins 6–106–2 TDs, T. Gurley 5–36–1 TD, C. Kupp 2–17, D. Carrier 1–17, T. Higbee 1–4, P. Cooper 1–4 ... **49ERS** – P. Garçon 7–142, T. Taylor 3–32–1 TD, M. Breida 3–20, C. Hyde 3–10, M. Goodwin 2–62, A. Robinson 2–23, K. Juszczyk 1–34, G. Kittle 1–8, G. Celek 1–1–1 TD.

PASSING: RAMS – J. Goff 28–22–292–0–3 TDs ... **49ERS** – B. Hoyer 37–23–332–1–2 TDs.

INTs: RAMS – N. Robey 1–25 ... **49ERS** – None.

SACKS: RAMS – A. Donald 1–8, C. Barwin 1–7, M. Fox 1–5, M. Longacre 1–4 ... **49ERS** – None.

49ERS TURNOVER RATIO: 0 (LAR: 2 fumbles, 0 INTs/SF: 1 fumble, 1 INT).

Weather: Mostly Sunny

Temperature: 68 degrees

Wind: West Southwest 13 mph

Playing Surface: Grass

Time: 3:24

Attendance: 70,178



SUNDAY, OCTOBER 1
ARIZONA 20, SAN FRANCISCO 10
LEVI'S STADIUM



The Arizona Cardinals defeated the 49ers for the second time during the 2017 season, 20–10 at Levi's Stadium. Despite the loss, RB Carlos Hyde set single–game career–highs in both receipts. (9) and rec. yds. (84). Hyde's 9 receipts. were the most in a single–game by a 49ers running back since 9/26/10 (RB Frank Gore – 9 receipts. for 102 yds. at KC). The 49ers defense forced a 3–and–out by the Cardinals to start the game, but 49ers FB Kyle Juszczyk fumbled on the ensuing drive. Arizona CB Patrick Peterson picked up the loose ball and returned it 47–yds. to the San Francisco 6 yd. line. Three plays later, Arizona WR Jaron Brown scored on a 3–yd. pass from QB Drew Stanton to put the Cardinals ahead, 7–0. After exchanging pos–sessions throughout the rest of the first quarter, 49ers kicker Robbie Gould nailed a 42–yd. FG to put the 49ers on the board, 7–3, early in the second quarter. Arizona would respond on their next possession as Stanton found TE Jermaine Gresham for an 11–yd. TD pass to increase the Arizona lead 14–3. The Cardinals would make it to the red zone late in the first half, but 49ers S Eric Reid picked off Stanton in the end zone, marking Reid's 1st INT of the season and the 9th of his career. To begin the third quarter, 49ers QB C.J. Beathard led the 49ers offense on a 13 play, 75–yd. drive resulting in a 1–yd. TD run by Beathard, his 2nd rushing TD of the season [1 rushing TD vs. Dal. (10/22/17)]. The run by Beathard would trim the Arizona lead, 14–10, at the end of the third quarter. In the fourth quarter, Arizona K Phil Dawson made a 25–yd. FG and a 32–yd. FG to increase the Arizona lead, 20–10. The field goals by Dawson would be the final points of the game as Arizona defeated the 49ers 20–10.

NOTES: RB **Carlos Hyde** set new single–game career–highs in both receipts. (9) and rec. yds. (84) ... **Hyde's** 9 receipts. are the most in a single–game by a 49ers running back since 9/26/10 (RB Frank Gore – 9 receipts. for 102 yds. at KC) ... QB **C.J. Beathard** completed 24 of 51 atts. for 294 yds., including a career–long 55–yd. completion to WR **Marquise Goodwin** ... **Beathard** also had 3 carries for 16 yds. and 1 TD, marking his 2nd rushing TD of the season [1 rushing TD vs. Dal. (10/22/17)] ... WR **Kendrick Bourne** registered his first career receipt. on a 25–yd. pass from QB **C.J. Beathard** ... **Bourne** finished the day with 2 receipts. for 39 yds ... S **Eric Reid** picked off Cardinals QB Drew Stanton in the end zone, marking his first INT of the season and the 9th of his career ... DL **Tony McDaniel** stripped the ball from Cardinals RB Adrian Peterson, marking his first career FF. The loose ball was recovered by NT **Earl Mitchell**, marking his first career defensive FR.

	1st	2nd	3rd	4th	Pts
Arizona	7	7	0	6	20
San Francisco	0	3	7	0	10

ARZ – Ja. Brown, 3 pass from D. Stanton (P. Dawson) (3–6, 1:23)
SF – R. Gould, 42 FG (6–58, 1:43)
ARZ – J. Gresham, 11 pass from D. Stanton (P. Dawson) (7–75, 3:51)
SF – C. Beathard, 1 run (R. Gould) (13–75, 5:17)
ARZ – P. Dawson, 25 FG (12–65, 6:24)
ARZ – P. Dawson, 32 FG (11–39, 7:02)

TEAM STATISTICS	ARZ	SF
First Downs	20	17
Net Yards Gained	368	329
Rushes/Yards	43/167	17/63
Net Yards Passing	201	266
Att/Comp/INT	30/15/1	51/24/1
Sacked/Yards Lost	0/0	5/28
Punts/Average	6/45.0	8/44.0
Fumbles/Lost	1/1	1/1
Penalties/Yards	2/25	8/53
Time of Possession	36:22	23:38
3rd Down Efficiency	7/16 (44%)	6/17 (35%)

RUSHING: CARDINALS – A. Peterson 37–159, K. Williams 2–6, D. Stanton 4–2 ... **49ERS** – C. Hyde 12–41, C. Beathard 3–16–1 TD, K. Juszczyk 1–5, M. Breida 1–1.

RECEIVING: CARDINALS – L. Fitzgerald 5–70, J. Gresham 2–23–1 TD, A. El–lington 2–14, A. Peterson 2–8, J. Brown 1–52, T. Niklas 1–16, J. Nelson 1–15, Ja. Brown 1–3–1 TD ... **49ERS** – C. Hyde 9–84, G. Kittle 3–27, M. Goodwin 2–68, K. Bourne 2–39, T. Taylor 2–22, A. Robinson 2–18, M. Breida 2–18, G. Celek 1–13, K. Juszczyk 1–5.

PASSING: CARDINALS – D. Stanton 30–15–201–1–2 TDs ... **49ERS** – C. Beathard 51–24–294–1–0 TDs.

INTS: CARDINALS – K. Dansby 1–4 ... **49ERS** – E. Reid 1–0.

SACKS: CARDINALS – K. Dansby 1–8, R. Gunter 1–6, C. Peters 1–6, O. Pierre 0.5–2, H. Reddick 0.5–2 ... **49ERS** – None.

49ERS TURNOVER RATIO: 0 (ARZ: 1 fumble, 1 INT/SF: 1 fumble, 1 INT).

Weather: Sunny
Temperature: 61 degrees
Wind: Northwest 8 mph
Playing Surface: Grass
Time: 3:22
Attendance: 70,133



SUNDAY, OCTOBER 8
SAN FRANCISCO 23, INDIANAPOLIS 26 (OT)
LUCAS OIL STADIUM



San Francisco fell on the road to the Indianapolis Colts in a closely contested overtime battle, 26–23, the 49ers' second consecutive overtime loss. To begin the game, Colts K Adam Vinatieri made a 52–yd. FG to put the Colts ahead 3–0. On the 49ers' next drive, K Robbie Gould made a 28–yd. FG to even the score at 3–3. With a minute to go in the first half Vinatieri connected on a 23–yd. FG to put Indianapolis ahead 6–3, but the Colts didn't hold a lead for long as the 49ers offense moved quickly down the field where Gould made a 43–yd. FG to even the score 6–6 going into the half. The Colts would score twice in the 3rd quarter as Vinatieri made a 38–yd. FG and RB Marlon Mack scored on a 22–yd. TD run to put Indianapolis ahead 16–6 going into the 4th. Gould would then make a 40–yd. FG, trimming the Colts lead to 16–9. On the Colts' ensuing possession, QB Jacoby Brissett ran for a 3–yd. TD to increase their lead to 23–9. The 49ers offense answered quickly as QB Brian Hoyer connected with WR Marquise Goodwin for 51–yds. Three plays later, Hoyer shoved the ball to FB Kyle Juszczyk for a 6–yd. TD pass, his first of the season and the 6th TD recept. of his career. After forcing the Colts to punt, Hoyer led a 14–play, 89–yd. drive resulting in a 5–yd. TD pass to TE George Kittle on 4th down, tying the game 23–23 with :20 to force overtime. Indianapolis won the overtime coin toss and received the ball first, driving all the way to the SF 8 yd. line where LB Ray-Ray Armstrong intercepted Brissett and returned the INT 29–yds. San Francisco was unable to capitalize on the turnover and punted the ball back to Indianapolis. The Colts got into field goal range a few plays later and K Adam Vinatieri nailed a 51–yd. FG to give the home team a 26–23 victory.

NOTES: QB **Brian Hoyer** completed 29 of 46 passing atts. for 353 yds., 2 TDs and a passer rating of 101.1. It marked the first time **Hoyer** has registered a passer rating of 100–or–more as a member of the 49ers and his most passing yds. with the team ... **Hoyer's** 353 passing yds. were the 2nd–most in a single game in his career [at Ind. (10/9/16) – 397 yds.] ... WR **Marquise Goodwin** registered 5 receptions, for 116 yds. (23.2 avg.). His 116 rec. yds. marked a single–game career high and the 2nd game of his career with 100–or–more rec. yds. [vs. NYJ (9/15/16) – 112 yds.] ... FB **Kyle Juszczyk** caught a 6–yd. TD pass from QB **Brian Hoyer**, marking his first TD recept. of the season and first since 1/3/16 at Cin. He now has 6 career TD receipts ... TE **George Kittle** finished the game with 7 receipts. for 83 yds. and the first TD recept. of his career. His 5–yd. TD recept. came with :20 left in the 4th qtr. and tied the game 23–23 ... **Kittle** is the first 49ers TE to register 7–or–more receipts. in a game since TE **Vernon Davis** on 10/13/13 vs. Arz. (8 receipts.) ... K **Robbie Gould** has now made each of his first 14 FGAs on the season ... **Gould** is the first 49ers kicker to make each of his first 14 FGAs of a season, with the previous record being set by K **Wade Richey**, who connected on 13 straight to start the 1999 season ... With 3 FGM on the day, **Gould** (300 career FGM) became the 31st kicker in NFL history to make at least 300 FGs ... Dating back to 2015, **Gould** has now made 31 consecutive FGs, the longest streak of consecutive made FGs of his career and the longest active streak in the NFL ... The **49ers defense** finished with 4.0 sacks on the day ... LB **Elvis Dumervil** finished with 1.5 sacks on the day. He now has 102.5 for his career, tied for the 28th–most, since 1982 ... **Dumervil** is now 1 of 4 players to registered at least 0.5 sacks against 31 of the 32 teams in the NFL (John Abraham – 32 teams, Trace Armstrong – 31 teams, Robert Mathis – 31 teams) ... After finishing with 2.0 sacks last week at Arz. (10/1/17), **Dumervil** has now registered consecutive games with 1.0–or–more sacks for the first time since 9/27/15 vs. Cin. (1.0 sack) & 10/1/15 at Pit. (1.0 sack), as a member of the Baltimore Ravens ... DL **Xavier Cooper** and S **Jaquiski Tartt** combined to sack Colts QB Jacoby Brissett. It marked the first half sack of the season for both players this season. **Cooper** now has 2.0 sacks for his career, and **Tartt** now has 3.5 for his career ... DL **Arik Armstead** and LB **Brock Coyle** shared a 1–yd. sack of Brissett. **Armstead** now has 1.5 on the season and 6.0 for his career. **Coyle** now has 1.5 sacks in his career ... DL **DeForest Buckner** combined with **Dumervil** for 0.5 sack of Brissett ... LB **Ray-Ray Armstrong** intercepted Colts QB Jacoby Brissett in overtime. It marked his second–consecutive game with an INT [1 INT at Arz. (10/1/17)] ... **Armstrong** is the first member of the 49ers to registered at least 1 INT in consecutive games since CB **Kenneth Acker** [1 INT vs Bal (10/18/15) and 1 INT vs Sea (10/22/15)] ... CB **K'Waun Williams** registered the first FF of the season and 4th of his career. It marked his first FF since he registered 2 vs. Arz. (11/1/15) as a member of the Cleveland Browns.

	1st	2nd	3rd	4th	OT	Pts
San Francisco	3	3	0	17	0	23
Indianapolis	3	3	10	7	3	26

IND – A. Vinatieri, 52 FG (11–41, 5:51)
SF – R. Gould, 28 FG (12–65, 6:32)
IND – A. Vinatieri, 23 FG (11–72, 3:57)
SF – R. Gould, 43 FG (6–50, 0:57)
IND – A. Vinatieri, 38 FG (10–30, 5:21)
IND – M. Mack, 22 run (A. Vinatieri) (4–60, 2:33)
SF – R. Gould, 40 FG (12–69, 4:38)
IND – J. Brissett, 3 run (A. Vinatieri) (6–75, 3:43)
SF – K. Juszczyk, 6 pass from B. Hoyer (R. Gould) (5–79, 1:56)
SF – G. Kittle, 5 pass from B. Hoyer (R. Gould) (14–89, 5:09)
IND – A. Vinatieri, 51 FG (8–49, 2:01)

TEAM STATISTICS	SF	IND
First Downs	23	25
Net Yards Gained	402	447
Rushes/Yards	22/66	35/159
Net Yards Passing	336	288
Att/Comp/INT	46/29/0	34/22/1
Sacked/Yards Lost	2/17	4/26
Punts/Average	6/45.7	4/47.8
Fumbles/Lost	2/0	3/0
Penalties/Yards	10/77	7/62
Time of Possession	31:05	37:17
3rd Down Efficiency	4/14 (29%)	8/16 (50%)

RUSHING: 49ERS – M. Breida 10–49, C. Hyde 8–11, K. Juszczyk 1–3, R. Mostert 1–3, B. Hoyer 2–0 ... **COLTS** – M. Mack 9–91–1 TD, F. Gore 14–48, J. Brissett 8–14–1 TD, R. Turbin 4–6.

RECEIVING: 49ERS – P. Garçon 8–94, G. Kittle 7–83–1 TD, M. Goodwin 5–116, M. Breida 3–22, K. Juszczyk 2–14–1 TD, C. Hyde 1–7, T. Taylor 1–6, G. Celek 1–6, A. Robinson 1–5 ... **COLTS** – T. Hilton 7–177, F. Gore 3–38, D. Moncrief 3–32, B. Williams 3–17, K. Aiken 2–22, R. Turbin 2–13, D. Daniels 1–13, M. Mack 1–2.

PASSING: 49ERS – B. Hoyer 46–29–353–0–2 TDs ... **COLTS** – J. Brissett 34–22–314–1–0 TDs.

INTs: 49ERS – R. Armstrong 1–29 ... **COLTS** – None.

SACKS: 49ERS – E. Dumervil 1.5–13.5, D. Buckner 0.5–5.5, X. Cooper 0.5–3, J. Tartt 0.5–3, A. Armstead 0.5–0.5, B. Coyle 0.5–0.5 ... **COLTS** – J. Sheard 1.5–13, J. George 0.5–4.

49ERS TURNOVER RATIO: +1 (SF: 0 fumbles, 0 INTs/IND: 0 fumbles, 1 INT).

Weather: Indoor
Playing Surface: Field Turf
Time: 3:32
Attendance: 65,612



SUNDAY, OCTOBER 15
SAN FRANCISCO 24, WASHINGTON 26
FEDEXFIELD



Traveling to the East Coast for a third consecutive road game, the 49ers fell short against the Washington Redskins, losing 26–24 at FedExField. After Washington received the ball first to begin the game, the Redskins drove down the field and scored an early TD as WR Josh Doctson caught an 11–yd. TD pass from QB Kirk Cousins. After exchanging possessions, Cousins found RB Samaje Perine for a 3–yd. TD pass early in the 2nd quarter to extend the Redskins lead, 14–0. On the Redskins next possession, CB Rashard Robinson intercepted Cousins on a deep pass down the right sideline, the second INT of his career. After consecutive defensive stops by both teams, Washington managed to tack on on a 48–yd. FG by Dustin Hopkins to increase the Redskins' lead 17–0. With the 49ers offense struggling, 49ers Head Coach Kyle Shanahan made the decision to hand over the reigns to rookie QB C.J. Beathard. In his second series running the offense, Beathard led the 49ers on an 11–play, 75–yd. drive resulting in a 1–yd. TD run by RB Carlos Hyde to trim the Washington lead, 17–7, at halftime. After receiving the ball to begin the 3rd quarter, 49ers K Robbie Gould nailed a 52–yd. FG to make the score 17–10 in favor of Washington. Later in the third, LB Ray–Ray Armstrong forced a Redskins TE Vernon Davis fumble which was scooped up by DB Jimmie Ward, who returned it 43 yds. to the Washington 1 yard line. It marked Ward's first FR of his career, and the longest fumble return by the 49ers since LB Dan Skuta at Jax. (47 yds. at Wembley Stadium, London – 10/27/13). On the very next play, RB Carlos Hyde scored on a 1–yd. TD run to tie the score at 17 apiece heading into the 4th quarter. Hyde has now registered 2–or–more rushing TDs in a single game twice this season [vs. LAR (9/21/17 – 2 TDs)] and five times in his career. Washington regained the lead on a 21–yd. FG by Hopkins to make the score, 20–17. The 49ers had their ensuing drive stall and punted it back to the Redskins. Cousins found former 49ers TE Vernon Davis on a 51–yd. catch and run the put Washington in striking range again. A few plays later, Cousins scored on a 7–yd. TD run, but Redskins K Nate Sundeberg missed the extra point to make the score 26–17. With just over two minutes remaining, Beathard found WR Aldrick Robinson for a 45–yd. TD to trim the Washington lead, 26–24. After the 49ers defense forced a 3–and–out, with less than a minute remaining, San Francisco was unable to convert on 4th down from midfield giving the Washington Redskins 26–24 victory.

NOTES: Entering the game in the 2nd qtr., QB **C.J. Beathard** completed 19 of 36 passing atts. for 245 yds. and 1 TD. His first career TD pass came on a 45–yd. pass to WR **Aldrick Robinson** ... On the final play in the first half, RB **Carlos Hyde** punched in a 1–yd. TD run ... **Hyde** also registered a second 1–yd. TD run in the 3rd qtr. **Hyde** now has 4 rushing TDs on the season and 17 for his career ... **Hyde** has now registered 2–or–more rushing TDs in a single game twice this season [vs. LAR (9/21/17 – 2 TDs)] and five times in his career ... WR **Aldrick Robinson** registered a season–long 45–yd. TD recept. from QB **C.J. Beathard** on the day. It marked his first TD recept. since 12/4/16 vs. KC (1 TD) as a member of the Atlanta Falcons ... LB **Ray–Ray Armstrong** forced a Redskins TE Vernon Davis fumble, marking his 2nd career FF and first since 12/28/14 at Den. The fumble was scooped up by DB **Jimmie Ward**, who returned it 43 yds. It marked **Ward's** first FR of his career, and the longest fumble return by the 49ers since LB Dan Skuta at Jax. (10/27/13 – 47 yds.). The takeaway led to RB **Carlos Hyde's** TD run on the ensuing play ... CB **Rashard Robinson** intercepted Redskins QB Kirk Cousins, marking his 2nd career INT and first of the season ... CB **K'Waun Williams** registered the second FF of the season and 5th of his career. He has now registered 1 FF in consecutive games for the first time in his career ... **Williams** became the first member of the 49ers to register at least 1 FF in consecutive games since CB Nate Clements in 2010 [vs. Oak. (10/17/10) & at Car. (10/24/10)] ... DL **Solomon Thomas** sacked Cousins for a loss of 5 yds. He now has 2.0 sacks on the season ... K **Robbie Gould** connected on his first FGA of the game from 52 yds. He made each of his first 15 FGAs on the season, setting the franchise record for consecutive FGM to begin a season ... **Gould's** 52–yd. FG marked his longest made FG since connecting on a 55–yd. FG vs. Min. (11/1/15), as a member of the Chicago Bears ... WR **Trent Taylor** returned his only punt of the game 39 yds. It marked a career long and the longest punt return by a member of the 49ers since RB LaMichael James at Was. (11/25/13 – 40–yd. return).

	1st	2nd	3rd	4th	Pts
San Francisco	0	7	10	7	24
Washington	7	10	0	9	26

WAS – J. Doctson, 11 pass from K. Cousins (D. Hopkins) (8–75, 4:46)
WAS – S. Perine, 3 pass from K. Cousins (D. Hopkins) (10–64, 5:46)
WAS – D. Hopkins, 48 FG (8–55, 3:24)
SF – C. Hyde, 1 run (R. Gould) (11–75, 1:51)
SF – R. Gould, 52 FG (12–42, 5:19)
SF – C. Hyde, 1 run (R. Gould) (1–1, 0:05)
WAS – D. Hopkins, 21 FG (16–72, 7:27)
WAS – K. Cousins, 7 run (kick failed) (9–84, 4:54)
SF – A. Robinson, 45 pass from C. Beathard (R. Gould) (6–75, 1:30)

TEAM STATISTICS	SF	WAS
First Downs	21	25
Net Yards Gained	335	419
Rushes/Yards	20/85	33/94
Net Yards Passing	250	325
Att/Comp/INT	47/23/1	37/25/1
Sacked/Yards Lost	3/29	1/5
Punts/Average	6/42.3	4/45.3
Fumbles/Lost	0/0	2/1
Penalties/Yards	7/40	5/43
Time of Possession	23:08	36:52
3rd Down Efficiency	6/17 (35%)	7/14 (50%)

RUSHING: 49ERS – C. Hyde 13–28–2 TDs, M. Breida 4–21, R. Mostert 1–16, C. Beathard 1–14, M. Goodwin 1–6 ... **REDSKINS** – C. Thompson 16–33, K. Cousins 4–26–1 TD, S. Perine 9–23, J. Crowder 1–11, M. Brown 2–2, N. Paul 1–(–1).

RECEIVING: 49ERS – P. Garçon 5–55, C. Hyde 5–47, G. Kittle 4–46, A. Robinson 2–66–1 TD, M. Goodwin 2–26, M. Breida 2–15, T. Taylor 2–11, G. Celek 1–13 ... **REDSKINS** – C. Thompson 4–105, J. Reed 4–37, V. Davis 3–65, R. Grant 3–39, S. Perine 3–24–1 TD, T. Pryor 3–23, J. Crowder 3–15, J. Doctson 1–11–1 TD, M. Brown 1–11.

PASSING: 49ERS – C. Beathard 36–19–245–1–1 TD, B. Hoyer 11–4–34–0–0 TDs ... **REDSKINS** – K. Cousins 37–25–330–1–2 TDs.

INTs: 49ERS – R. Robinson 1–0 ... **REDSKINS** – K. Fuller 1–3.

SACKS: 49ERS – S. Thomas 1–5 ... **REDSKINS** – M. Ioannidis 1.5–13, R. Kerigan 1–11, P. Smith 0.5–5.

49ERS TURNOVER RATIO: +1 (SF: 0 fumbles, 1 INT/WAS: 1 fumble, 1 INT).

Weather: Cloudy
Temperature: 68 degrees
Wind: South 4 mph
Playing Surface: Grass
Time: 3:28
Attendance: 75,568



SUNDAY, OCTOBER 22
DALLAS 40, SAN FRANCISCO 10
LEVI'S STADIUM



Making his first career NFL start, rookie QB C.J. Beathard completed 22 of 38 passing atts. for 235 yds. as well as 5 rushing atts. for 30 yds. and his first career rushing TD. Beathard's 235 passing yds. are the most by a 49ers rookie quarterback in their first career start. After Dallas received the ball to start the game, the 49ers defense forced a three-and-out, but San Francisco WR Trent Taylor fumbled the punt and Dallas recovered the ball. The fumble recovery set up a 1-yd. TD run a few plays later by Cowboys RB Ezekiel Elliott to give Dallas the early 7-0 lead. On Dallas' next possession, Elliott reached the end zone a second time, on a 25-yd. TD run, to increase the Dallas lead, 14-0. On San Francisco's ensuing drive, K Robbie Gould nailed a 42-yd. FG to put the 49ers on the board, 14-3, at the end of the first quarter. In the second quarter, Cowboys QB Dak Prescott found TE Jason Witten in the end zone for an 18-yd. TD to increase the Dallas lead, 20-3 at the break. The 49ers defense struggled to keep the Cowboys out of the end zone in the second half as the Dallas' lead grew to 40-3. The 49ers would not be kept out of the end zone as Beathard scored on a 4-yd. TD run late in the game, the first of his career. According to the Elias Sports Bureau, Beathard became the third 49ers rookie quarterback to register a rushing TD since the merger in 1970 and the first since 1976 (QB Tom Owen - 1974; QB Scott Bull - 1976).

NOTES: Making his first career NFL start, QB **C.J. Beathard** completed 22 of 38 atts. for 235 yds. His 235 passing yds. are the most by a 49ers rookie quarterback in their first career start ... **Beathard** also rushed 5 times for 30 yds. and his first career rushing TD. According to the Elias Sports Bureau, **Beathard** became the third 49ers rookie quarterback to register a rushing TD since the merger in 1970 and the first since 1976 (QB Tom Owen - 1974; QB Scott Bull - 1976) ... With 5 receipts. for 49 yds. on the day, WR **Pierre Garçon** went over 600 receipts. and now has 602 receipts. for his career ... **Garçon's** 602 receipts. ranks 7th among all active players ... T **Joe Staley** registered his 150th career start as a member of the 49ers ... TE **Cole Hikutini** notched his first career receipt. on a 5-yd. pass from QB **C.J. Beathard**.

	1st	2nd	3rd	4th	Pts
Dallas	14	6	13	7	40
San Francisco	3	0	0	7	10

DAL - E. Elliott, 1 run (D. Bailey) (3-20, 1:18)
DAL - E. Elliott, 25 run (D. Bailey) (7-74, 3:28)
SF - R. Gould, 42 FG (9-53, 3:28)
DAL - J. Witten, 18 pass from D. Prescott (pass failed) (12-86, 5:03)
DAL - E. Elliott, 72 pass from D. Prescott (J. Heath) (1-72, 0:14)
DAL - D. Prescott, 2 run (kick failed) (13-80, 7:44)
DAL - D. Bryant, 2 pass from D. Prescott (J. Heath) (8-29, 4:11)
SF - C. Beathard, 4 run (R. Gould) (12-75, 4:35)

TEAM STATISTICS	DAL	SF
First Downs	27	23
Net Yards Gained	501	290
Rushes/Yards	43/265	22/103
Net Yards Passing	236	187
Att/Comp/INT	27/17/0	38/22/0
Sacked/Yards Lost	0/0	5/48
Punts/Average	3/47.3	4/45.0
Fumbles/Lost	0/0	4/3
Penalties/Yards	5/36	2/22
Time of Possession	32:50	27:10
3rd Down Efficiency	7/11 (64%)	6/13 (46%)

RUSHING: COWBOYS - E. Elliott 26-147-2 TDs, R. Smith 8-61, D. Prescott 4-26-1 TD, A. Morris 2-15, C. Rush 2-13, R. Switzer 1-3 ... **49ERS** - C. Hyde 14-68, C. Beathard 5-30-1 TD, M. Breida 3-5.

RECEIVING: COWBOYS - D. Bryant 7-63-1 TD, J. Witten 4-54-1 TD, E. Elliott 1-72-1 TD, C. Beasley 1-24, A. Morris 1-9, G. Swaim 1-7, R. Smith 1-5, R. Switzer 1-2 ... **49ERS** - P. Garçon 5-49, T. Taylor 5-39, M. Goodwin 4-80, C. Hyde 4-20, G. Kittle 1-16, A. Robinson 1-15, G. Celek 1-11, C. Hikutini 1-5.

PASSING: COWBOYS - D. Prescott 25-16-234-0-3 TDs, C. Rush 2-1-2-0-0 TDs ... **49ERS** - C. Beathard 38-22-235-0-0 TDs.

INTs: COWBOYS - None ... **49ERS** - None.

SACKS: COWBOYS - D. Lawrence 1-14, J. Smith 1-13, D. Irving 1-12, T. Crawford 1-8, D. Wilson 1-1 ... **49ERS** - None.

49ERS TURNOVER RATIO: -3 (DAL: 0 fumbles, 0 INTs/SF: 3 fumbles, 0 INTs).

Weather: Sunny
Temperature: 68 degrees
Wind: Northwest 10 mph
Playing Surface: Grass
Time: 2:59
Attendance: 70,133



SUNDAY, OCTOBER 29
SAN FRANCISCO 10, PHILADELPHIA 33
LINCOLN FINANCIAL FIELD



On a wet and rainy day in Philadelphia, the San Francisco 49ers lost to the Philadelphia Eagles 33–10 at Lincoln Financial Field. Throughout the majority of the first half, the 49ers and Eagles were entrenched in a defensive battle. Eagles K Jake Elliott put the Eagles on the board at the end of the first quarter by connecting on a 40–yd. FG. In the second quarter, both teams would exchange possessions resulting in defensive stops until Philadelphia QB Carson Wentz found TE Zach Ertz for a 1–yd. TD pass with less than two minutes remaining in the half. On the 49ers ensuing possession, 49ers QB C.J. Beathard was intercepted by Philadelphia CB Jalen Mills, who returned the INT for a TD, to make the score 17–0 at halftime. After the Eagles extended their lead to 20–0, Wentz was intercepted by 49ers rookie CB Ahkello Witherspoon, the first of his career, which was returned 19–yds. to the Eagles' 21 yard–line. Two plays later, Beathard found rookie RB Matt Breida on a shovel pass for a 21–yd. TD, the first of Breida's career, to make the score 20–7. The Eagles would tack on two more TDs, and San Francisco would get on the board once more as K Robbie Gould nailed a 50–yd. FG in the fourth quarter, to bring the final score to 33–10 in favor of the home team.

NOTES: RB **Matt Breida** registered 4 receipts. for 39 yds. and his first–career TD on a 21–yd. pass from QB **C.J. Beathard** ... **Breida** became the first 49ers rookie RB with a TD receipt. since 2001 [RB Kevan Barlow – vs. NO (11/11/01)] ... Making his first career NFL start, CB **Ahkello Witherspoon** intercepted Eagles QB Carson Wentz for his first career INT, returning the pass 19 yds. The play led to a RB **Matt Breida** 21–yd. TD receipt. ... DL **Leger Douzable** brought down Eagles QB Carson Wentz for a career–high 2.0 sacks on the day, marking his first 2 sacks on the season and first since 9/11/16 at Bal. (1.5 sacks), as a member of the Buffalo Bills. He now has 8.5 sacks in his career ... NT **Earl Mitchell** brought down Wentz for a loss of 6 yds., marking his first sack of the season and first since 11/13/14 vs. Buf. (1.0 sack), as a member of the Miami Dolphins. He now has 6.5 sacks in his career.

	1st	2nd	3rd	4th	Pts
San Francisco	0	0	7	3	10
Philadelphia	3	14	10	6	33

- PHI** – J. Elliott, 40 FG (11–52, 5:50)
PHI – Z. Ertz, 1 pass from C. Wentz (kick failed) (6–56, 2:51)
PHI – J. Mills, 37 INT return (C. Wentz–A. Jeffery pass)
PHI – J. Elliott, 51 FG (6–19, 1:25)
SF – M. Breida, 21 pass from C. Beathard (R. Gould) (2–21, 0:14)
PHI – A. Jeffery, 53 pass from C. Wentz (J. Elliott) (3–75, 0:52)
PHI – L. Blount, 12 run (kick failed) (8–62, 3:38)
SF – R. Gould, 50 FG (11–43, 5:02)

TEAM STATISTICS	SF	PHI
First Downs	14	19
Net Yards Gained	238	304
Rushes/Yards	24/94	31/112
Net Yards Passing	144	192
Att/Comp/INT	36/17/2	32/18/1
Sacked/Yards Lost	4/23	3/19
Punts/Average	8/45.5	6/45.8
Fumbles/Lost	0/0	0/0
Penalties/Yards	6/69	4/35
Time of Possession	27:03	32:57
3rd Down Efficiency	3/15 (20%)	4/14 (29%)

RUSHING: 49ERS – C. Beathard 6–40, C. Hyde 12–25, M. Breida 5–17, K. Juszczyk 1–12 ... **EAGLES** – C. Clement 10–54, L. Blount 16–48–1 TD, C. Wentz 2–7, W. Smallwood 1–5, N. Foles 2–(–2).

RECEIVING: 49ERS – M. Breida 4–39–1 TD, C. Hyde 4–22, T. Taylor 3–33, G. Kittle 2–22, P. Garçon 2–17, G. Celek 1–24, C. Hikutini 1–10 ... **EAGLES** – Z. Ertz 4–34–1 TD, N. Agholor 3–26, A. Jeffery 2–62–1 TD, M. Hollins 2–30, T. Burton 2–21, K. Barner 2–11, B. Celek 1–14, W. Smallwood 1–9, L. Blount 1–4.

PASSING: 49ERS – C. Beathard 36–17–167–2–1 TD ... **EAGLES** – C. Wentz 32–18–211–1–2 TDs.

INTs: 49ERS – A. Witherspoon 1–19 ... **EAGLES** – J. Mills 1–37–1 TD, R. McLeod 1–4.

SACKS: 49ERS – L. Douzable 2–13, E. Mitchell 1–6 ... **EAGLES** – V. Curry 1–9, F. Cox 1–8, B. Graham 1–6, M. Kendricks 1–0.

49ERS TURNOVER RATIO: –1 (SF: 0 fumbles, 2 INTs/PHI: 0 fumbles, 1 INT).

Weather: Rain
Temperature: 67 degrees
Wind: Southeast 12 mph
Playing Surface: Grass
Time: 3:04
Attendance: 69,596



SUNDAY, NOVEMBER 5

ARIZONA 20, SAN FRANCISCO 10

LEVI'S STADIUM



The Arizona Cardinals defeated the 49ers for the second time during the 2017 season, 20–10 at Levi's Stadium. Despite the loss, RB Carlos Hyde set single–game career–highs in both receptions. (9) and rec. yds. (84). Hyde's 9 receptions. were the most in a single–game by a 49ers running back since 9/26/10 (RB Frank Gore – 9 receptions. for 102 yds. at KC). The 49ers defense forced a 3–and–out by the Cardinals to start the game, but 49ers FB Kyle Juszczyk fumbled on the ensuing drive. Arizona CB Patrick Peterson picked up the loose ball and returned it 47–yds. to the San Francisco 6 yd. line. Three plays later, Arizona WR Jaron Brown scored on a 3–yd. pass from QB Drew Stanton to put the Cardinals ahead, 7–0. After exchanging possessions throughout the rest of the first quarter, 49ers kicker Robbie Gould nailed a 42–yd. FG to put the 49ers on the board, 7–3, early in the second quarter. Arizona would respond on their next possession as Stanton found TE Jermaine Gresham for an 11–yd. TD pass to increase the Arizona lead 14–3. The Cardinals would make it to the red zone late in the first half, but 49ers S Eric Reid picked off Stanton in the end zone, marking Reid's 1st INT of the season and the 9th of his career. To begin the third quarter, 49ers QB C.J. Beathard led the 49ers offense on a 13 play, 75–yd. drive resulting in a 1–yd. TD run by Beathard, his 2nd rushing TD of the season [1 rushing TD vs. Dal. (10/22/17)]. The run by Beathard would trim the Arizona lead, 14–10, at the end of the third quarter. In the fourth quarter, Arizona K Phil Dawson made a 25–yd. FG and a 32–yd. FG to increase the Arizona lead, 20–10. The field goals by Dawson would be the final points of the game as Arizona defeated the 49ers 20–10.

NOTES: RB **Carlos Hyde** set new single–game career–highs in both receptions. (9) and rec. yds. (84) ... **Hyde's** 9 receptions. are the most in a single–game by a 49ers running back since 9/26/10 (RB Frank Gore – 9 receptions. for 102 yds. at KC) ... QB **C.J. Beathard** completed 24 of 51 atts. for 294 yds., including a career–long 55–yd. completion to WR **Marquise Goodwin** ... **Beathard** also had 3 carries for 16 yds. and 1 TD, marking his 2nd rushing TD of the season [1 rushing TD vs. Dal. (10/22/17)] ... WR **Kendrick Bourne** registered his first career recept. on a 25–yd. pass from QB **C.J. Beathard** ... **Bourne** finished the day with 2 receptions. for 39 yds ... S **Eric Reid** picked off Cardinals QB Drew Stanton in the end zone, marking his first INT of the season and the 9th of his career ... DL **Tony McDaniel** stripped the ball from Cardinals RB Adrian Peterson, marking his first career FF. The loose ball was recovered by NT **Earl Mitchell**, marking his first career defensive FR.

	1st	2nd	3rd	4th	Pts
Arizona	7	7	0	6	20
San Francisco	0	3	7	0	10

ARZ – Ja. Brown, 3 pass from D. Stanton (P. Dawson) (3–6, 1:23)
SF – R. Gould, 42 FG (6–58, 1:43)
ARZ – J. Gresham, 11 pass from D. Stanton (P. Dawson) (7–75, 3:51)
SF – C. Beathard, 1 run (R. Gould) (13–75, 5:17)
ARZ – P. Dawson, 25 FG (12–65, 6:24)
ARZ – P. Dawson, 32 FG (11–39, 7:02)

TEAM STATISTICS	ARZ	SF
First Downs	20	17
Net Yards Gained	368	329
Rushes/Yards	43/167	17/63
Net Yards Passing	201	266
Att/Comp/INT	30/15/1	51/24/1
Sacked/Yards Lost	0/0	5/28
Punts/Average	6/45.0	8/44.0
Fumbles/Lost	1/1	1/1
Penalties/Yards	2/25	8/53
Time of Possession	36:22	23:38
3rd Down Efficiency	7/16 (44%)	6/17 (35%)

RUSHING: CARDINALS – A. Peterson 37–159, K. Williams 2–6, D. Stanton 4–2 ... **49ERS** – C. Hyde 12–41, C. Beathard 3–16–1 TD, K. Juszczyk 1–5, M. Breida 1–1.

RECEIVING: CARDINALS – L. Fitzgerald 5–70, J. Gresham 2–23–1 TD, A. Elington 2–14, A. Peterson 2–8, J. Brown 1–52, T. Niklas 1–16, J. Nelson 1–15, Ja. Brown 1–3–1 TD ... **49ERS** – C. Hyde 9–84, G. Kittle 3–27, M. Goodwin 2–68, K. Bourne 2–39, T. Taylor 2–22, A. Robinson 2–18, M. Breida 2–18, G. Celek 1–13, K. Juszczyk 1–5.

PASSING: CARDINALS – D. Stanton 30–15–201–1–2 TDs ... **49ERS** – C. Beathard 51–24–294–1–0 TDs.

INTS: CARDINALS – K. Dansby 1–4 ... **49ERS** – E. Reid 1–0.

SACKS: CARDINALS – K. Dansby 1–8, R. Gunter 1–6, C. Peters 1–6, O. Pierre 0.5–2, H. Reddick 0.5–2 ... **49ERS** – None.

49ERS TURNOVER RATIO: 0 (ARZ: 1 fumble, 1 INT/SF: 1 fumble, 1 INT).

Weather: Sunny
Temperature: 61 degrees
Wind: Northwest 8 mph
Playing Surface: Grass
Time: 3:22
Attendance: 70,133



SUNDAY, NOVEMBER 12

NEW YORK GIANTS 21, SAN FRANCISCO 31

LEVI'S STADIUM



On a beautiful game day at Levi's Stadium in Santa Clara, the San Francisco 49ers earned their first victory of the season as they defeated the New York Giants, 31–21. With the victory, Kyle Shanahan earned his first win as a head coach and John Lynch his first win as general manager. The 49ers received the opening kick at the 40–yard line after a kick out of bounds by the Giants. The team drove down the field where 49ers K Robbie Gould nailed a 43–yd. FG to put the 49ers ahead early in the first quarter, 3–0. New York Giants K Aldrick Rosas then tacked on two FGs from 47–yds. and 42–yds., to put the Giants ahead 6–3 at the end of the 1st quarter. In the 2nd quarter, 49ers QB C.J. Beathard found WR Marquise Goodwin on a deep throw which Goodwin hauled in, stiff–armed the defender and took to the end zone for an 83–yd. TD, his first of the season. The 83–yd. TD recept. was the longest pass play by a member of the 49ers since 10/13/14 at StL (QB Colin Kaepernick to WR Brandon Lloyd – 83–yd. TD) and gave San Francisco a 10–6 lead. The Giants would answer right back on their ensuing possession as QB Eli Manning found TE Evan Engram for a 9–yd. TD pass to give the Giants the lead, 13–10. The Giants lead did not last long as Beathard found TE Garrett Celek for a 47–yd. TD pass to put San Francisco in front, 17–13, at the end of the first half. With the TD to Celek, Beathard became the first rookie QB in franchise history to complete two TDs of 45–or–more yds. in a single game. After a scoreless third quarter, Beathard scored on an 11–yd. TD run on the first play of the fourth quarter, diving into the end zone to increase the 49ers lead, 24–13. Beathard has now registered 1 rushing TD in consecutive games and is the first 49ers QB to register consecutive games with 1–or–more rushing TDs since QB Colin Kaepernick [10/20/13 at Ten. (1 rushing TD) & 10/27/13 at Jax. (2 rushing TDs)]. After forcing a 3–and–out by the Giants offense, San Francisco would reach the end zone for the fourth time in the game as RB Matt Breida scored on a 33–yd. TD run, stretching the 49ers lead, 31–13. The Giants would score a TD with a minute remaining in the game to narrow the deficit, 31–21. The 49ers offense then went into victory formation and C.J. Beathard kneeled the ball and the time expired as the San Francisco 49ers came away victorious, 31–21.

NOTES: The **49ers offense** finished the day rushing 33 times for a season–high 186 yds. and 2 TDs ... The team's 186 yds. rushing were the most by the 49ers since 12/11/16 vs. NYJ (248 yds.) ... The **49ers offense** converted 8 of their 12 atts. on 3rd down (66.7%). San Francisco's 66.7 conversion percentage on 3rd down was their highest of the season and highest since converting 6 of 9 atts. (66.7%) at Jax. (10/27/13) ... The 49ers punted only once on the day, which was the first time the team had 1–or–fewer punts in a game since 9/14/14 vs. Chi. ... WR **Marquise Goodwin** registered an 83–yd. TD pass from QB **C.J. Beathard**. It marked **Goodwin's** 1st TD recept. of the season and his longest rec. TD since 9/15/16 vs. NYJ, as a member of the Buffalo Bills ... **Goodwin's** 83–yd. recept. was the longest pass play by a member of the 49ers since 10/13/14 at StL (QB Colin Kaepernick to WR Brandon Lloyd – 80–yd. TD) ... Goodwin also had 1 carry on the day for a career–long 18 yds. ... QB **C.J. Beathard's** 83–yd. TD pass to **Goodwin** was the longest of his career and the longest by a rookie QB in 49ers franchise history ... In the first half, **Beathard** completed 13 of 16 atts. for 198 yds., 2 TDs and a QB rating of 157.8. His 157.8 QB rating was the highest by a 49ers QB in the first half (min. 10 atts.) since 10/7/12 [vs. Buf. (QB Alex Smith – 12 of 15 for 237 yds., 2 TDs and QB rating of 158.3)] ... **Beathard** became the first rookie QB in franchise history to have 2 TD passes of 45–or–more yds. in a single game ... With 186 passing atts. this season, **Beathard** set the franchise record for most passes attempted by a rookie QB, passing QB Tom Owen (184 atts. in 1974) ... With 101 completions this season, **Beathard** set the franchise record for most passes completed by a rookie QB, passing QB Tom Owen (88 comps. in 1974) ... **Beathard** scrambled for an 11–yd. TD run, his 3rd rushing TD of the season. He has now registered 1 rushing TD in consecutive games [1 rushing TD vs. Arz. (11/5/17)] for the first time in his career. He is the first 49ers QB to register consecutive games with 1–or–more rushing TDs since QB Colin Kaepernick [10/20/13 at Ten. (1 rushing TD) & 10/27/13 at Jax. (2 rushing TDs)] ... RB **Matt Breida** scored on a 33–yd. TD run, finishing the game with 55 yds. on 9 carries. His 33–yd. run was a career long and the longest rushing TD by the 49ers this season ... TE **Garrett Celek** hauled in a career–long 47–yd. TD pass from QB **C.J. Beathard** late in the 2nd qtr. to give the 49ers a 17–13 halftime lead. It marked his 2nd TD recept. of the season and 8th of his career ... DL **Ronald Blair III** registered a strip–sack of Giants QB Eli Manning, marking the first FF. **Blair** brought down Manning for a second time on the day, for the first multi–sack game of his career. He now has 5.0 sacks in his career ... S **Eric Reid** recovered the Manning fumble for his 1st FR of the season and 2nd of his career (10/13/13 vs. Arz. – 1 FR) ... LB **Elvis Dumervil** brought down Manning for a 6–yd. loss. The sack extended his team lead to 4.5 on the season.

	1st	2nd	3rd	4th	Pts
New York Giants	6	7	0	8	21
San Francisco	3	14	0	14	31

SF – R. Gould, 43 FG (5–35, 2:20)
NYG – A. Rosas, 47 FG (10–46, 5:17)
NYG – A. Rosas, 42 FG (6–40, 2:27)
SF – M. Goodwin, 83 pass from C. Beathard (R. Gould) (3–85, 2:01)
NYG – E. Engram, 9 pass from E. Manning (A. Rosas) (10–75, 5:51)
SF – G. Celek, 47 pass from C. Beathard (R. Gould) (6–76, 1:40)
SF – C. Beathard, 11 run (R. Gould) (11–61, 5:46)
SF – M. Breida, 33 run (R. Gould) (6–62, 3:32)
NYG – R. Lewis, 14 pass from E. Manning (O. Darkwa run) (15–90, 4:34)

TEAM STATISTICS	NYG	SF
First Downs	19	21
Net Yards Gained	374	474
Rushes/Yards	23/114	33/186
Net Yards Passing	260	288
Att/Comp/INT	37/28/0	25/19/1
Sacked/Yards Lost	3/13	0/0
Punts/Average	3/41.3	1/45.0
Fumbles/Lost	1/1	1/1
Penalties/Yards	4/35	6/44
Time of Possession	31:00	29:00
3rd Down Efficiency	5/14 (36%)	8/12 (67%)

RUSHING: GIANTS – O. Darkwa 14–70, W. Gallman 3–22, S. Vereen 5–11, T. King 1–11 ... **49ERS** – C. Hyde 17–98, M. Breida 9–55–1 TD, M. Goodwin 1–18, C. Beathard 5–15–1 TD, K. Juszczyk 1–0.

RECEIVING: GIANTS – S. Shepard 11–142, E. Engram 6–31–1 TD, S. Vereen 4–27, R. Lewis 3–33–1 TD, T. King 2–22, O. Darkwa 2–18 ... **49ERS** – K. Juszczyk 5–27, G. Celek 4–67–1 TD, K. Bourne 3–42, L. Murphy 2–48, C. Hyde 2–6, M. Goodwin 1–83–1 TD, A. Robinson 1–12, M. Breida 1–3.

PASSING: GIANTS – E. Manning 37–28–273–0–2 TDs ... **49ERS** – C. Beathard 25–19–288–1–2 TDs.

INTs: GIANTS – O. Vernon 1–0 ... **49ERS** – None.

SACKS: GIANTS – None ... **49ERS** – R. Blair III 2–7, E. Dumervil 1–6.

49ERS TURNOVER RATIO: –1 (NYG: 1 fumble, 0 INTs/SF: 1 fumble, 1 INT).

Weather: Sunny
Temperature: 68 degrees
Wind: West 5 mph
Playing Surface: Grass
Time: 2:57
Attendance: 70,133



SUNDAY, NOVEMBER 26
SEATTLE 24, SAN FRANCISCO 13
LEVI'S STADIUM



On a rainy day in Santa Clara, the 49ers dropped the season series to the Seattle Seahawks in the second meeting between the two NFC West opponents this season. On the first play from scrimmage, S Eric Reid intercepted Seahawks QB Russell Wilson. It marked his 2nd INT of the season and 10th of his career. The play marked the first time the 49ers registered an INT on the first defensive play of a game since CB Nate Clements picked off Seahawks QB Matt Hasselbeck on the first play of the 2010 season [at Sea. (9/12/10)]. After both teams exchanged possessions throughout the first quarter, 49ers QB C.J. Beathard tossed a pass to WR Trent Taylor only to have it taken from his hands and intercepted by Seattle Seahawks LB Bobby Wagner at the SF 16-yard line. The INT would lead to a 2-yd. TD run by Seahawks QB Russell Wilson to put Seattle ahead, 7-0. With a few seconds remaining in the half, 49ers K Robbie Gould converted a 38-yd. FG to put the 49ers on the board, 7-3. To begin the second half, the 49ers drove into field goal range as Gould nailed a 42-yd. FG to trim the Seattle lead to 7-6. Seattle would answer on their ensuing possession as Wilson threw a 17-yd TD pass to TE Nick Vannett, putting the Seahawks ahead 14-6 at the end of the third quarter. In the fourth quarter, Wilson would throw for another score and Seattle K Blair Walsh would connect on a 34-yd. FG to extend their lead, 24-6. With a minute remaining in the game, 49ers QB C.J. Beathard suffered a knee injury and QB Jimmy Garoppolo would enter the game in his absence. Three plays later, Garoppolo tossed a 10-yd. TD pass to WR Louis Murphy as time expired. It marked the first TD pass of Garoppolo's career with the 49ers, and his first since throwing 3 TDs vs. Mia. (9/18/16) as a member of the New England Patriots. Gould would notch on the extra point on the final play of the game as the Seattle Seahawks earned the victory over the 49ers, 24-13.

NOTES: On the first play from scrimmage, S **Eric Reid** intercepted Seahawks QB Russell Wilson. It marked his 2nd INT of the season and 10th of his career ... The play marked the first time the 49ers registered an INT on the first defensive play of a game since CB Nate Clements picked off Seahawks QB Matt Hasselbeck on the first play of the 2010 season [at Sea. (9/12/10)] ... **Reid** has now registered at least 1 INT against the Seahawks 3 times in his career ... On the final play from scrimmage, QB **Jimmy Garoppolo** tossed a 10-yd. TD pass to WR **Louis Murphy**. It marked the first TD pass of **Garoppolo's** career with the 49ers, and his first since throwing 3 TDs vs. Mia. (9/18/16) as a member of the New England Patriots ... The TD recept. by **Murphy** was his first of the season, 11th of his career and first since 10/12/14 vs. Bal. as a member of the Tampa Bay Buccaneers.

	1st	2nd	3rd	4th	Pts
Seattle	0	7	7	10	24
San Francisco	0	3	3	7	13

SEA – R. Wilson, 2 run (B. Walsh) (2-16, 0:38)
SF – R. Gould, 38 FG (7-47, 1:35)
SF – R. Gould, 42 FG (10-51, 5:41)
SEA – N. Vannett, 17 pass from R. Wilson (B. Walsh) (6-71, 2:46)
SEA – J. Graham, 1 pass from R. Wilson (B. Walsh) (11-63, 5:37)
SEA – B. Walsh, 34 FG (6-29, 1:42)
SF – L. Murphy, 10 pass from J. Garoppolo (R. Gould) (13-75, 3:27)

TEAM STATISTICS	SEA	SF
First Downs	20	16
Net Yards Gained	318	280
Rushes/Yards	30/90	24/84
Net Yards Passing	228	196
Att/Comp/INT	34/20/1	40/24/1
Sacked/Yards Lost	0/0	3/23
Punts/Average	6/47.8	9/38.0
Fumbles/Lost	1/0	1/0
Penalties/Yards	6/35	7/74
Time of Possession	29:31	30:29
3rd Down Efficiency	5/13 (38%)	5/16 (31%)

RUSHING: SEAHAWKS – E. Lacy 17-46, R. Wilson 7-25-1 TD, J. McKis-sic 4-22, T. Lockett 1-2, D. Baldwin 1-(-5) ... **49ERS** – C. Hyde 16-47, C. Beathard 6-21, M. Breida 1-12, J. Garoppolo 1-4.

RECEIVING: SEAHAWKS – P. Richardson 4-70, J. McKissic 4-24, J. Graham 3-34-1 TD, E. Lacy 3-15, T. McEvoy 2-31, N. Vannett 2-29-1 TD, D. Baldwin 2-25 ... **49ERS** – C. Hyde 7-21, M. Goodwin 4-78, T. Taylor 2-35, K. Bourne 2-22, L. Murphy 2-14-1 TD, K. Juszczuk 2-8, G. Celek 2-7, G. Kittle 1-14, M. Breida 1-12, A. Robinson 1-8.

PASSING: SEAHAWKS – R. Wilson 34-20-228-1-2 TDs ... **49ERS** – C. Beathard 38-22-201-1-0 TDs, J. Garoppolo 2-2-18-0-1 TD.

INTs: SEAHAWKS – B. Wagner 1-0 ... **49ERS** – E. Reid 1-0.

SACKS: SEAHAWKS – M. Smith 1-8, M. Bennett 1-7, F. Clark 0.5-4, B. Jackson 0.5-4 ... **49ERS** – None.

49ERS TURNOVER RATIO: 0 (SEA: 0 fumbles, 1 INT/SF: 0 fumbles, 1 INT).

Weather: Cloudy
Temperature: 66 degrees
Wind: Southeast 12 mph
Playing Surface: Grass
Time: 3:09
Attendance: 70,134



SUNDAY, DECEMBER 3

SAN FRANCISCO 15, CHICAGO 14

SOLDIER FIELD



In QB Jimmy Garoppolo's first start with the 49ers, he led the team into his hometown of Chicago and defeated the Bears 15–14 at Soldier Field. Garoppolo completed 26 of 37 atts. for a career–high 293 yds. According to the Elias Sports Bureau, his 293 passing yds. set the 49ers franchise record for most passing yds. by a player in his first start with the team. To begin the game, Garoppolo led a 14–play, 60 yd. drive resulting in a 33–yd. FG by K Robbie Gould to put San Francisco in front, 3–0. On the Bears first offensive possession, 49ers DL Elvis Dumervil sacked QB Mitchell Trubisky on third down to force a Bears three–and–out. Chicago would go on to score late in the quarter as WR Dontrelle Inman scored on an 8–yd. TD pass from Trubisky to put Chicago ahead 7–3. To begin the second quarter, Gould would make a 28–yd. FG to trim the Bears lead 7–6. The 49ers were forced to punt during the next series and Bears RB Tarik Cohen returned the punt 61–yds. for a TD to increase the Bears lead 14–6. The 49ers offense then drove down the field late in the half as Garoppolo found WR Marquise Goodwin down the middle of the field for an 18–yd. catch to put San Francisco in field goal position. Goodwin caught all 8 of his targets on the day, setting a new single game career high with 8 receipts., and also finished with a game–high 99 rec. yds. A few plays later, Gould nailed a 35–yd. FG, his third of the half, to make the score 14–9 in favor of the Bears at halftime. After the Bears were forced to punt on the first possession of the second half, the 49ers orchestrated a 16 play, 70–yd. drive to score yet again. On third and 8 from the Chicago 35 yard–line, Garoppolo threw a bullet to WR Trent Taylor on a slant route, taking the ball down to the 20 yard–line for a first down. Taylor caught all 6 of his targets in the game, setting single game career highs in receipts. (6) and rec. yds. (92). The 49ers were able to trim the Chicago lead four plays later on a 34–yd. FG by Gould to make the score 14–12. On the last play of the third quarter, 49ers DL Cassius Marsh sacked Trubisky for a loss of 14–yds. force a Bears punt. The 49ers defense would continue to hold the Bears scoreless in the fourth quarter and with five minutes remaining in the game, Garoppolo led the 49ers offense on a 14–play, 86 yd. drive to set up a 24–yd. game–winning FG by K Robbie Gould with 0:04. Gould became the first player to make 5 FGs at Soldier Field since 12/28/12 (Car. K Justin Medlock – 5 for 5). On the ensuing kick–off Gould pounced a squib kick, and after a few laterals by the Bears kick return team the ball bounced out of bounds as the clock ran out as San Francisco earned the hard–fought victory, 15–14.

NOTES: In his first game back in Chicago, **K Robbie Gould** tied his career high with 5 made FGs [5–5 at Arz. (10/1/17)], including the 24–yd. game–winning FG with 0:04 left in the game ... **Gould** became the first player to make 5 FGs at Soldier Field since 12/28/12 (Car. K Justin Medlock – 5–5) ... The **49ers offense** went 10 of 18 on third down (55.6 pct.). The 10 third down conversions by the 49ers were the most by team since 10/28/07 [10 of 19 (52.6 pct.) vs. NO] ... The **49ers offense** engineered a 16–play, 70–yd. drive that took 8:19 off the clock and was capped off by a 34–yd. FG by **K Robbie Gould**. The 8:19 drive was the longest drive by the 49ers in terms of time since 9/20/15 [at Pit. – 17–play, 58 ydS. (8:53); 47–yd. FG by K Phil Dawson] ... The **49ers offense** held the ball for 38:47, the highest time of possession by the team in a single game since 9/28/14 vs. Phi. (42:17) ... QB **Jimmy Garoppolo** completed 26 of 37 atts. for a career–high 293 yds. in his first start as a member of the 49ers. According to the Elias Sports Bureau, his 293 passing yds. set the franchise record for most passing yds. by a player in his first start with the team ... According to the Elias Sports Bureau, **Garoppolo** is 1 of 7 active QBs to win each of his first 3 starts [Drew Brees (2002), Ben Roethlisberger (2004), Mark Sanchez (2009), Brock Osweiler (2015), Carson Wentz (2016) & Trevor Siemian (2016)] ... Trailing 12–14 with 5:27 left to play in the game, **Garoppolo** led a 14–play, 86–yd. drive to set up the game–winning FG by **K Robbie Gould** with 0:04 left on the clock. On the drive, **Garoppolo** completed 5 of 6 atts. for 54 yds. and converted on three third down plays ... WR **Marquise Goodwin** set a new single–game career–high with 8 receipts., and also finished with a game–high 99 rec. yds. ... WR **Trent Taylor** finished the game setting single game career highs in receipts. (6) and rec. yds. (92) ... The **49ers defense** held the Bears to 147 net yds. (62 rushing; 85 passing), marking the fewest net yds. the **49ers defense** has allowed in a game since 11/19/12 [vs. Chi. – 143 yds. (85 rushing; 58 passing)] ... The **49ers defense** allowed 8 first downs, the fewest first downs the team has allowed in a game since 11/29/10 (at Arz. – 8 first downs) ... The Bears ran 36 plays on offense, the fewest against the 49ers since 10/20/91 vs. Det. (35 plays) ... LB **Elvis Dumervil** brought down Bears QB Mitchell Trubisky for a 3–yd. loss. It extended **Dumervil's** team lead to 5.5 sacks on the season and 104.5 for his career ... **Dumervil's** 104.5 career sacks ranks t–26th in the NFL history with Neil Smith and Kevin Carter ... With the sack on Trubisky, **Dumervil** has now brought down 50 different NFL QBs. According to the Elias Sports Bureau, he is one of 4 active players with at least 0.5 sack of 50 different quarterbacks [DE Julius Peppers (74); LB Terrell Suggs (68); DE Dwight Freeney (63)] ... DL **Cassius Marsh** registered a strip–sack of Trubisky, marking his first FF and sack as a member of the 49ers. He now has 5.0 sacks and 3 FFs for his career.

	1st	2nd	3rd	4th	Pts
San Francisco	3	6	3	3	15
Chicago	7	7	0	0	14

SF – R. Gould, 33 FG (14–60, 6:48)
CHI – D. Inman, 8 pass from M. Trubisky (C. Santos) (8–59, 4:31)
SF – R. Gould, 28 FG (7–66, 3:13)
CHI – T. Cohen, 61 punt return (C. Santos)
SF – R. Gould, 35 FG (11–58, 5:25)
SF – R. Gould, 34 FG (16–70, 8:19)
SF – R. Gould, 24 FG (14–86, 5:23)

TEAM STATISTICS	SF	CHI
First Downs	23	8
Net Yards Gained	388	147
Rushes/Yards	34/110	19/62
Net Yards Passing	278	85
Att/Comp/INT	37/26/1	15/12/0
Sacked/Yards Lost	2/15	2/17
Punts/Average	2/36.0	5/39.8
Fumbles/Lost	1/0	2/0
Penalties/Yards	8/53	4/29
Time of Possession	38:47	21:13
3rd Down Efficiency	10/18 (56%)	5/10 (50%)

RUSHING: 49ERS – C. Hyde 17–54, M. Breida 12–45, J. Garoppolo 4–8, K. Juszczyk 1–3 ... **BEARS** – Jo. Howard 13–38, M. Trubisky 4–19, T. Cohen 2–5.

RECEIVING: 49ERS – M. Goodwin 8–99, T. Taylor 6–92, K. Juszczyk 3–20, C. Hyde 3–12, G. Celek 2–30, G. Kittle 2–20, L. Murphy 1–16, M. Breida 1–4 ... **BEARS** – T. Cohen 4–39, K. Wright 2–25, D. Inman 2–21–1 TD, D. Brown 1–13, D. Sims 1–5, J. Bellamy 1–4, Jo. Howard 1–(–5).

PASSING: 49ERS – J. Garoppolo 37–26–293–1–0 TDs ... **BEARS** – M. Trubisky 15–12–102–0–1 TD.

INTs: 49ERS – None ... **BEARS** – K. Fuller 1–0.

SACKS: 49ERS – C. Marsh 1–14, E. Dumervil 1–3 ... **BEARS** – L. Houston 1–11, C. Jones 1–4.

49ERS TURNOVER RATIO: –1 (SF: 0 fumbles, 1 INT/CHI: 0 fumbles, 0 INTs).

Weather: Sunny
Temperature: 54 degrees
Wind: South Southwest 6 mph
Playing Surface: Grass
Time: 2:52
Attendance: 61,302



SUNDAY, DECEMBER 10

SAN FRANCISCO 26, HOUSTON 16

NRG STADIUM



In what was the first meeting between the two teams since 2013, the San Francisco 49ers defeated the Houston Texans 26–16 at NRG Stadium. With the win, San Francisco improved to 3–1 all–time against the Texans as well as winners of two consecutive games against Houston. QB Jimmy Garoppolo also became only the 3rd 49ers QB since the merger in 1970 to win each of his first two road starts. On Houston's first possession, they drove into field goal range as K Ka'imi Fairbairn converted a 55–yd. FG to put the Texans ahead, 3–0. In the second quarter, 49ers K Robbie Gould tied the game on a 52–yd. FG to even the score, and is 3 of 3 on the season from 50–or–more yds. The 49ers defense went on to hold Houston to a three–and–out on their ensuing possession. The offense went to work as Garoppolo found FB Kyle Juszczyk for a 29–yd. recept., followed by a 31–yd. recept. two plays later. The explosive pass plays led to a 2–yd. TD run by RB Carlos Hyde to put San Francisco in front, 10–3. After Texans QB Tom Savage left the game due to injury, QB T. J. Yates entered the game and found WR DeAndre Hopkins for a 7–yd. TD pass, but Fairbairn would miss the extra point. With less than a minute remaining in the second quarter, a 31–yd. run by Hyde helped put San Francisco in range for a Gould 35–yd. FG as time expired, increasing the 49ers lead to 13–9 heading into halftime. On the Texans' first drive in the second half, Hopkins scored on a 29–yd. TD pass from Yates to put Houston ahead, 16–13. Gould would once again tie the game on a 25–yd. FG on the 49ers next possession. After the 49ers defense forced a Houston punt, San Francisco began deep in their own territory but never panicked. On third and six from the SF 19–yd. line, Garoppolo found TE Garrett Celek for a 61–yd. catch and run, the longest recept. of his career. A few plays later, Garoppolo found Celek again, this time for a 6–yd. TD pass to put San Francisco ahead at the end of the third quarter, 23–16. With six minutes remaining in the game, 49ers DB Adrian Colbert's hit forced a Watkins fumble as LB Aaron Lynch recovered the loose ball for San Francisco. The turnover led to a 41–yd. FG by Gould, his fourth of the game which extended the 49ers lead to 26–16. On third down late in the game as the Texans tried to mount a late comeback, Yates was sacked by DL DeForest Buckner, who now has 2.5 sacks on the season. With less than two minutes remaining in the game Fairbairn missed a 52–yd. FG for Houston to seal the 49ers 10–point road victory.

NOTES: San Francisco has won road games in consecutive weeks for the first time since 11/9/14 at NO [W, 27–24 (OT)] & 11/16/14 at NYG (W, 16–10) ... The 49ers have won consecutive games for the first time since 11/16/14 at NYG (W, 16–10) & 11/23/14 vs. Was. (W, 17–13) ... The Niners improved to 3–1 all–time against the Texans and have won 2 consecutive games against Houston ... With the 49ers win, **QB Jimmy Garoppolo** has won his first 4 career starts. He is 1 of 4 active QBs to win his first 4 career NFL starts [Drew Brees (2002), Ben Roethlisberger (2004) & Trevor Siemian (2016)] ... Garoppolo is now the 3rd 49ers QB since the merger in 1970 to win each of his first two road starts. QB Elvis Grbac won each of his first four road starts from 1995–96 and QB Jim Plunkett won his first three starts on the road in 1976 ... **Garoppolo** finished the game completing 20 of 33 atts. for a career–high 334 yds. and 1 TD, including a career–long 61–yd. completion to **TE Garrett Celek** ... **Garoppolo's** 627 passing yds. in his first 2 starts are the most by a 49ers QB in his first 2 starts since the merger in 1970 ... **RB Carlos Hyde** finished with 14 carries for 78 yds. and 1 TD. His 2–yd. TD run was his 5th of the season and 18th of his career ... **FB Kyle Juszczyk** registered 3 receipts. for a single–game career–high 64 yds. ... **TE Garrett Celek** finished the day with 2 receipts. for 67 yds. and 1 TD, including a career–long 61–yd. pass from **QB Jimmy Garoppolo**. His 6–yd. TD recept. was his 3rd TD recept. on the season and 9th of his career. He has now reached 3 TD receipts. for the 3rd–consecutive season ... **WR Marquise Goodwin** finished with 6 receipts. for 106 yds. It marked his 2nd game with 100–or–more rec. yds. this season [116 yds. at Ind. (10/8/17)] and 3rd of his career ... The **49ers defense** registered 3 sacks on the day ... **DL DeForest Buckner** brought down Texans QB T.J. Yates for a 7–yd. loss. **Buckner** now has 2.5 sacks on the season and 8.5 for his career ... **LB Eli Harold** sacked Texans QB Tom Savage for a 7–yd. loss. He now has 2.0 sacks on the season and 5.0 for his career ... **CB K'Waun Williams** sacked Savage for a 3–yd. loss. It marked his 1st sack of the season, 3rd of his career and his first since 9/20/15 vs. Ten., as a member of the Cleveland Browns ... **DB Adrian Colbert** forced a Texans WR DeAndre Hopkins fumble, the 1st FF of his career. The fumble was recovered by **LB Aaron Lynch**, marking the 1st FR of his career ... **K Robbie Gould** connected on each of his 4 FGAs (52, 35, 25 & 41 yds.). He now has 108 pts. on the season and has made 14 consecutive FGAs ... **Gould's** 52–yd. FG in the 2nd Qtr. tied a season long. He is now 3–3 on the season from 50–or–more yds. and 26–34 (76.5–pct.) for his career. His 76.5 FG percentage from 50–plus yards ranks 3rd in NFL History (Matt Prater – 78.2 pct. & Stephen Gostkowski – 76.7 pct.).

	1st	2nd	3rd	4th	Pts
San Francisco	0	13	10	3	26
Houston	3	6	7	0	16

HOU – K. Fairbairn, 55 FG (7–30, 4:16)
SF – R. Gould, 52 FG (5–31, 2:34)
SF – C. Hyde, 2 run (R. Gould) (6–68, 3:05)
HOU – D. Hopkins, 7 pass from T. Yates (kick failed) (9–75, 1:38)
SF – R. Gould, 35 FG (6–62, 0:54)
HOU – D. Hopkins, 29 pass from T. Yates (K. Fairbairn) (6–75, 2:49)
SF – R. Gould, 25 FG (11–68, 3:59)
SF – G. Celek, 6 pass from J. Garoppolo (R. Gould) (6–85, 3:33)
SF – R. Gould, 41 FG (4–9, 1:50)

TEAM STATISTICS	SF	HOU
First Downs	20	18
Net Yards Gained	416	311
Rushes/Yards	31/102	23/90
Net Yards Passing	314	221
Att/Comp/INT	33/20/1	38/20/0
Sacked/Yards Lost	2/20	3/17
Punts/Average	5/41.4	6/52.3
Fumbles/Lost	0/0	2/1
Penalties/Yards	11/87	8/81
Time of Possession	34:49	25:11
3rd Down Efficiency	2/11 (18%)	3/13 (23%)

RUSHING: 49ERS – C. Hyde 14–78–1 TD, M. Breida 12–27, J. Garoppolo 5–(–3) ... **TEXANS** – L. Miller 17–53, T. Yates 3–31, A. Ellington 3–6.

RECEIVING: 49ERS – M. Goodwin 6–106, K. Juszczyk 3–64, G. Celek 2–67–1 TD, K. Bourne 2–29, A. Robinson 2–27, T. Taylor 2–11, G. Kittle 2–10, L. Murphy 1–20 ... **TEXANS** – D. Hopkins 11–149–2 TDs, W. Fuller V 3–26, S. Anderson 2–16, L. Miller 2–7, D. White 1–24, A. Ellington 1–16.

PASSING: 49ERS – J. Garoppolo 33–20–334–1–1 TD ... **TEXANS** – T. Yates 26–14–175–0–2 TDs, T. Savage 12–6–63–0–0 TDs.

INTs: 49ERS – None ... **TEXANS** – K. Jackson 1–2.

SACKS: 49ERS – D. Buckner 1–7, E. Harold 1–7, K. Williams 1–3 ... **TEXANS** – L. Lewis 1–11, Z. Cunningham 0.5–4.5, B. Cushing 0.5–4.5.

49ERS TURNOVER RATIO: 0 (SF: 0 fumbles, 1 INT/HOU: 1 fumble, 0 INTs).

Weather: Sunny
Temperature: 61 degrees
Wind: South Southeast 0 mph
Playing Surface: Turf
Time: 3:19
Attendance: 71,802



SUNDAY, DECEMBER 17
TENNESSEE 23, SAN FRANCISCO 25
LEVI'S STADIUM



On a windy day in Santa Clara, the San Francisco 49ers defeated the Tennessee Titans 25–23, in a game that came down to the final seconds at Levi's Stadium. With the win, QB Jimmy Garoppolo became the 2nd 49ers QB in franchise history to win each of his first three starts with the team. After trading field goals to start the game and leading 6–3, Garoppolo led the team on a 17 play, 85–yd. drive resulting in a 5–yd. TD pass to TE Garrett Celek, his 4th of the season, setting a new single–season career high. On the Titans ensuing possession, TE Delanie Walker caught a short pass from QB Marcus Mariota, 49ers LB Brock Coyle stripped the ball away from Walker and DB Adrian Colbert recovered the fumble in Tennessee territory. The turnover led to a 28–yd. FG by Gould, his third FG of the first half. Tennessee responded late in the half as Mariota found Walker for a 4–yd. TD pass to trim the 49ers lead at the half, 16–10.. The Titans started with the ball in the second half and put back–to–back scoring drives together to take the lead, 20–16, early in the fourth quarter. San Francisco would answer back with points as Gould nailed a crucial 50–yd. FG to bring the 49ers within one, 20–19. After the 49ers defense held the Titans to a three–and–out, the offense took over with just over six minutes remaining in the game. Garoppolo found WR Kendrick Bourne in the middle of the field for a 54–yd. catch and run, which led to a 48–yd. FG by Gould to put the 49ers ahead, 22–20, late in the game. Tennessee would not go down without a fight as they drove into field goal range where Succop connected on a 50–yd. FG by to regain the lead, 23–22, with just a minute to go in the game. With one timeout remaining, Garoppolo quickly led the 49ers offense down the field, completing passes to Goodwin, who registered a single–game career–high 10 receipts., WR Trent Taylor, and TE George Kittle to put the team in field goal range. With three seconds remaining, Gould nailed a game winning 45–yd. FG, his career high 6th FG of the game, and the time expired to give San Francisco the victory at home, 25–23.

NOTES: The **49ers** have won three consecutive games for the first time since 11/9/14 at NO [W, 27–24 (OT)] 11/16/14 at NYG (W, 16–10) & 11/23/14 vs. Was. (W, 17–13) ... San Francisco improved to 9–5 against the Titans, including back–to–back wins over Tennessee ... **K Robbie Gould** connected on a career–high 6 FGs on the day (38, 48, 28, 50, 48 & 45), including the game–winning 45–yd. FG as time expired ... His 6 made FGs tied the franchise record for most made field goals in a single game [K Ray Wersching – 10/16/83 at NO (6 for 6); K Jeff Wilkins – 9/29/96 vs. Atl. (6 for 6)] ... Over the past three weeks, **Gould** has made 15 FGs [5 for 5 at Chi. (12/3); 4 for 4 at Houston (12/10); 6 for 6 vs. Ten. (12/17)]. According to the Elias Sports Bureau, **Gould** is the first player in NFL history to make 15 FGs in the three–game span ... With the win, QB **Jimmy Garoppolo** became the 2nd 49ers QB in franchise history to win each of his first 3 starts with the team. QB Y.A. Tittle won each of his first 3 starts on 12/9/51 vs. Green Bay Packers (W, 31–19), 10/5/52 at Dallas Texans (W, 37–14) & 10/19/52 at Chicago Bears (W, 40–16) ... With 381 yds. passing, **Garoppolo** has thrown for over 300 yds. passing in consecutive games for the first time in his career [334 at Hou. (12/10/17)]. He is the first 49ers QB to register consecutive 300–yd. passing games since QB Jeff Garcia had three consecutive 300–yd. games in 2000 [323 at SD (12/3/00); 305 vs. NO (12/10/00) & 402 vs. Chi. (12/17/00)] ... **Garoppolo** has thrown for 1,008 yds. over the past three games [293 at Chi. (12/3); 334 at Hou. (12/10); 381 vs. Ten. (12/17)] and he is the first 49ers QB to throw for over 1,000 yds. in a three game span since QB Tim Rattay threw for 1,002 yds. over three games in 2004 [299 vs. StL (10/3/04); 417 vs. Arz. (10/10/04); 286 at NYJ (12/17/04)] ... WR **Marquise Goodwin** registered a single–game career–high 10 receipts. for 114 yds. Including his performance last week at Hou. (6 receipts. for 106 yds.), **Goodwin** has gone over 100 rec. yds. in consecutive games for the first time in his career. He is the first member of the 49ers with consecutive 100–yd. receiving games since WR Anquan Boldin at NYG (10/11/15 – 107 yds.) & vs. Bal. (10/18/15 – 102 yds.) ... In the 2nd qtr., the **49ers offense** engineered a 17–play, 85–yd. drive that took 8:36 off the clock and was capped off by the 5–yd. TD receipt. by TE **Garrett Celek** for his career–high 4th TD receipt. this season. The 17–play drive was the longest drive by the 49ers in terms of plays since 9/20/15 [at Pit. – 17–play, 58 yd. (8:53); 47–yd. FG by K Phil Dawson] ... The **49ers defense** held the Titans to 90 yds. rushing on 28 carries. San Francisco has now held their opponent under 100 yds. rushing for the 4th–consecutive game [90 yds. vs. Sea. (11/26); 62 yds. at Chi. (12/3); 90 yds. at Hou. (12/10); 90 yds. vs. Ten. (12/17)] for the first time since Weeks 14–17 of the 2013 season ... LB **Brock Coyle** forced a Titans TE Delanie Walker fumble that was recovered by DB **Adrian Colbert**. It marked the first FF and first FR of **Coyle** and **Colbert's** respective careers.

	1st	2nd	3rd	4th	Pts
Tennessee	0	10	3	10	23
San Francisco	6	10	0	9	25

SF – R. Gould, 38 FG (12–64, 6:09)
SF – R. Gould, 48 FG (7–38, 2:03)
TEN – R. Succop, 40 FG (12–53, 5:29)
SF – G. Celek, 5 pass from J. Garoppolo (R. Gould) (17–85, 8:36)
SF – R. Gould, 28 FG (10–36, 2:50)
TEN – D. Walker, 4 pass from M. Mariota (R. Succop) (6–79, 1:08)
TEN – R. Succop, 31 FG (14–62, 6:31)
TEN – R. Matthews, 8 pass from M. Mariota (R. Succop) (12–84, 7:01)
SF – R. Gould, 50 FG (8–51, 5:04)
SF – R. Gould, 48 FG (7–57, 3:20)
TEN – R. Succop, 50 FG (11–43, 2:01)
SF – R. Gould, 45 FG (7–48, 1:07)

TEAM STATISTICS	TEN	SF
First Downs	23	23
Net Yards Gained	328	414
Rushes/Yards	28/90	22/51
Net Yards Passing	238	363
Att/Comp/INT	33/23/0	43/31/0
Sacked/Yards Lost	1/3	3/18
Punts/Average	2/55.5	1/43.0
Fumbles/Lost	1/1	0/0
Penalties/Yards	3/22	7/70
Time of Possession	27:25	32:35
3rd Down Efficiency	6/12 (50%)	7/14 (50%)

RUSHING: TITANS – D. Murray 18–59, D. Henry 7–19, T. Taylor 1–8, M. Mariota 2–4 ... **49ERS** – C. Hyde 16–25, M. Breida 5–16, M. Goodwin 1–10.

RECEIVING: TITANS – R. Matthews 6–95–1 TD, E. Decker 5–63, D. Walker 5–37–1 TD, C. Davis 3–28, D. Henry 2–9, J. Smith 1–5, D. Murray 1–4 ... **49ERS** – M. Goodwin 10–114, K. Bourne 4–85, G. Kittle 4–52, T. Taylor 4–40, G. Celek 3–63–1 TD, K. Juszczyk 2–16, C. Hyde 2–14, A. Robinson 1–3, J. Garoppolo 1–(–6).

PASSING: TITANS – M. Mariota 33–23–241–0–2 TDs ... **49ERS** – J. Garoppolo 43–31–381–0–1 TD.

INTs: TITANS – None ... **49ERS** – None.

SACKS: TITANS – W. Woodyard 1–10, A. Williamson 1–8, J. Brown 1–0 ... **49ERS** – D. Buckner 0.5–1.5, T. Carradine 0.5–1.5.

49ERS TURNOVER RATIO: +1 (TEN: 1 fumble, 0 INTs/SF: 0 fumbles, 0 INTs).

Weather: Sunny
Temperature: 65 degrees
Wind: North 12–22 mph
Playing Surface: Grass
Time: 3:07
Attendance: 70,133



SUNDAY, DECEMBER 24

JACKSONVILLE 33, SAN FRANCISCO 44

LEVI'S STADIUM



In the first meeting between the two teams since 2013, the San Francisco 49ers defeated the Jacksonville Jaguars, 44–33, in front of a roaring crowd on Christmas Eve at Levi's Stadium. With the victory, San Francisco earned their fourth–consecutive victory for the first time since 2013, when the team won six straight in Weeks 12–17. QB Jimmy Garoppolo became the first 49ers QB since the merger in 1970 to win each of his first 4 starts with the team. On the game's opening possession, Garoppolo led the team on a 10–play, 79–yd. drive that he capped off with a 1–yd. TD run. A K Robbie Gould 27–yd. FG later in the quarter put San Francisco in front at the end of the first quarter, 10–0. Early in the second quarter, Jaguars QB Blake Bortles threw a short pass that was tipped and intercepted by 49ers CB Dontae Johnson, who returned the INT 50–yds. for a TD. Jacksonville blocked the ensuing PAT and returned it for 2 points to make the score 16–2. Jacksonville would score late in the half on a 1–yd. TD run by RB Leonard Fournette, followed by a 5–yd. TD pass from Bortles to WR Jaelen Strong to tie the game at 16 heading into halftime. Jaguars K Josh Lambo later converted a 45–yd. FG early in the third quarter to give the Jags their first lead of the game, 19–16. On Jacksonville's next possession, 49ers CB K'Waun Williams made a leaping one–handed INT on a Bortles pass, the first INT of his career, returning the pass 27–yds. into Jaguars territory. The turnover led to an 8–yd. TD pass from Garoppolo to TE George Kittle, the 2nd TD recept. of his career, as San Francisco regained the lead entering the fourth quarter, 23–19. On their ensuing drive, the 49ers offense continued to find their way into the end zone as Garoppolo escaped the pocket and found WR Trent Taylor for a 5–yd. TD pass on 3rd and goal. On the next play from scrimmage by Jacksonville, Bortles threw a deep pass down the sideline which was intercepted by CB Ahkello Witherspoon, the 2nd of his career, who returned the INT 23–yds. into Jacksonville territory. With 3 INTs on the day, it marked the first–time San Francisco's defense had 3–or–more INTs in a game since 12/28/14 vs. Arz. (3 INTs). The turnover would set up another San Francisco score, as RB Carlos Hyde reached the end zone on a 6–yd. TD run, his 6th TD of the season, which tied his single–season career high [6 rushing TDs in 2016] and extended the 49ers lead to 37–19. The Jaguars orchestrated a comeback late in the game, reaching the end zone twice in less than a minute, after recovering an onside kick following their initial score. Lambo would miss the PAT after the Jaguars second–consecutive TD, leaving the score at 37–33 in favor of San Francisco. After Jacksonville failed to recover a second onside kick, the 49ers offense looked to close out the game. With just over a minute remaining, on third and eight from the Jacksonville 30–yd. line, RB Matt Breida took a toss to the left and bolted up the sideline for a 30–yd. TD run, the 2nd of his career. Breida rushed for a career–high 74 yds. and 1 TD on 11 carries, as his TD late in the fourth quarter would be too much for Jacksonville to overcome and the 49ers closed out the win.

NOTES: The **49ers** have won four consecutive games for the first time since 2013, when the team won six straight from Weeks 12–17 ... The **49ers** scored 44 points on the day, the most scored by the team since 10/7/12 (45 points vs. TB) ... The 44 points were the most points scored on the Jaguars this season and the most since 9/27/15 (51 at NE) ... **San Francisco** scored 6 TDs on the day (5 offense, 1 defense), the most by the team since 10/27/13 [6 TDs (5 offense, 1 defense) at Jax.] ... The **49ers offense** registered a season–high 26 first downs on the day, the most by the team since 9/12/16 (28 first downs vs. LAR) ... **49ers offense** also tied a season–high converting 66.7 pct. (10 of 15) on third down [66.7 pct. (8 of 12) vs. NYG]. It marked the highest third down pct. against Jacksonville this season and the highest since 9/27/15 [78.6 pct. (11 of 14) at NE] ... On the 49ers first drive of the day, QB **Jimmy Garoppolo** led the team on a 10–play, 79–yd. drive that was capped off by a 1–yd. TD run by **Garoppolo**. It marked the 49ers first TD scored on the opening possession of a game since 10/11/16 vs. NYJ (RB Carlos Hyde 7–yd. TD recept.) ... Prior to the TD run, the Jaguars had gone 21 straight games without allowing a touchdown on their opponents' opening possession ... With the win, QB **Jimmy Garoppolo** became the first 49ers QB since the merger in 1970 to win each of his first 4 starts with the team ... Dating back to 2016, **Garoppolo** has now won each of his first 6 starts in the NFL. According to the Elias Sports Bureau, **Garoppolo** is 1 of 8 QBs to win their first 6 NFL starts since the merger in 1970 ... **Garoppolo** finished the game completing 21 of 30 atts. for 242 yds., 2 TDs and at QB rating of 102.4. His 102.4 QB rating is the highest against the Jaguars this season ... **Garoppolo's** 1,250 passing yds. in his first 4 starts are the most by a 49ers QB in his first 4 starts in franchise history ... With 1,250 yds. passing in his first four starts with the 49ers, **Garoppolo** surpassed Hall of Fame QB Kurt Warner's record, 1,217 passing yds. in his first four starts with the St. Louis Rams in 1999, for the most passing yards by a quarterback in his first four starts with a new franchise ... RB **Carlos Hyde** finished the game rushing 21 times for 54 yds. and 1 TD. His 6–yd. TD run marked the 6th of the season and 19th of his career. He has now tied a single–season career high with 6 rushing TDs (6 in 2016) ... RB **Matt Breida** rushed for a career–high 74 yds. and 1 TD on 11 carries. His 30–yd. TD run in the 4th qtr. marked his 2nd rushing TD of the season ... FB **Kyle Juszczyk** registered a career–long 44–yd. recept. and set a single–game career–high with 76 rec. yds. His previous career–high was 64 rec. yds. at Hou. (12/10/17) ... The **49ers defense** held the Jaguars to 92 yds. rushing on 28 carries. San Francisco has now held their opponent under 100 yds. rushing for the 5th–consecutive game for the first time since Weeks 11–15 in 2012 ... The 49ers defense registered 3 INTs of Jaguars QB Blake Bortles. It marked the first time San Francisco had 3–or–more INTs in a game since 12/28/14 vs. Arz. (3 INTs) ... CB **Dontae Johnson** intercepted Bortles, returning the pass 50 yds. for a TD. It marked **Johnson's** 2nd career INT and 2nd INT for a TD (10/13/14 at StL – 20–yd. TD) ... **Johnson's** pick–6 was the first for the 49ers since DB Jimmie Ward at Chi. (12/6/15) ... CB **K'Waun Williams** registered his first career INT, intercepting Bortles and returning the pass 27 yds. ... CB **Ahkello Witherspoon** registered his 2nd career INT, intercepting Bortles and returning the pass 23 yds.

	1st	2nd	3rd	4th	Pts
Jacksonville	0	16	3	14	33
San Francisco	10	6	7	21	44

- SF** – J. Garoppolo, 1 run (R. Gould) (10–79, 4:42)
SF – R. Gould, 27 FG (9–54, 3:44)
SF – D. Johnson, 50 INT return
JAX – A. Colvin, defensive two point conversion
JAX – L. Fournette, 1 run (J. Lambo) (11–75, 5:53)
JAX – J. Strong, 5 pass from B. Bortles (J. Lambo) (8–80, 1:30)
JAX – J. Lambo, 45 FG (8–48, 4:03)
SF – G. Kittle, 8 pass from J. Garoppolo (R. Gould) (5–26, 1:55)
SF – T. Taylor, 5 pass from J. Gaoppolo (R. Gould) (13–86, 6:27)
SF – C. Hyde, 6 run (R. Gould) (3–18, 1:24)
JAX – T. Yeldon, 1 run (B. Bortles–B. Koyack pass) (16–85, 4:14)
JAX – J. O'Shaughnessy, 11 pass from B. Bortles (kick failed) (3–46, 0:27)
SF – M. Breida, 30 run (R. Gould) (4–51, 0:26)

TEAM STATISTICS	JAX	SF
First Downs	32	26
Net Yards Gained	472	369
Rushes/Yards	28/92	35/131
Net Yards Passing	380	238
Att/Comp/INT	50/32/3	30/21/1
Sacked/Yards Lost	1/2	1/4
Punts/Average	4/39.0	3/43.7
Fumbles/Lost	1/0	0/0
Penalties/Yards	12/99	8/68
Time of Possession	30:49	29:11
3rd Down Efficiency	5/13 (38%)	10/15 (67%)

RUSHING: JAGUARS – L. Fournette 18–48–1 TD, B. Bortles 5–31, T. Yeldon 5–13–1 TD ... **49ERS** – M. Breida 11–74–1 TD, C. Hyde 21–54–1 TD, J. Garoppolo 3–3–1 TD.

RECEIVING: JAGUARS – T. Yeldon 7–64, K. Cole 6–108, J. O'Shaughnessy 5–39–1 TD, D. Westbrook 4–74, J. Strong 3–38–1 TD, L. Fournette 3–22, B. Koyack 2–10, M. Lewis 1–22, J. Mickens 1–5 ... **49ERS** – K. Juszczyk 5–76, G. Kittle 3–42–1 TD, M. Goodwin 3–37, T. Taylor 3–19–1 TD, C. Hyde 3–19, L. Murphy 1–17, K. Bourne 1–12, A. Robinson 1–12, M. Breida 1–8.

PASSING: JAGUARS – B. Bortles 50–32–382–3–2 TDs ... **49ERS** – J. Garoppolo 30–21–242–1–2 TDs.

INTs: JAGUARS – B. Church 1–0 ... **49ERS** – D. Johnson 1–50–1 TD, K. Williams 1–27, A. Witherspoon 1–23.

SACKS: JAGUARS – Y. Ngakoue 1–4 ... **49ERS** – S. Thomas 1–2.

49ERS TURNOVER RATIO: +2 (JAX: 0 fumbles, 3 INTs/SF: 0 fumbles, 1 INT).

Weather: Cloudy

Temperature: 52 degrees

Wind: 1 mph

Playing Surface: Grass

Time: 3:27

Attendance: 70,133



SUNDAY, DECEMBER 31

SAN FRANCISCO 34, LOS ANGELES RAMS 13

LOS ANGELES MEMORIAL COLISEUM



In the final game of the 2017 season, the San Francisco 49ers defeated the Los Angeles Rams, 34–13 at the Los Angeles Memorial Coliseum, capping off an undefeated month of December and finishing the season with a 6–10 record. The team's 6 wins are the most by a team in NFL history after starting the season 0–9, according to the Elias Sports Bureau. Dating back to 2016, QB Jimmy Garoppolo has won each of his first 7 starts in the NFL. According to the Elias Sports Bureau, Garoppolo is 1 of 5 QBs to win their first 7 NFL starts since the merger in 1970. On the opening possession of the game, Garoppolo found TE George Kittle on third and four for a 44–yd. recept. to put San Francisco in field goal territory. A few plays later, K Robbie Gould connected on a 33–yd. FG to put the 49ers ahead 3–0. After holding the Rams to a three–and–out on their ensuing possession, WR Marquise Goodwin scored on an 8–yd. TD recept. from Garoppolo, his 2nd of the season and the 8th of his career. The Rams put points on the board late in the quarter as K Sam Ficken converted a 23–yd. FG to trim the 49ers lead at the end of the first quarter to 10–3. Gould nailed a 48–yd. FG early in the second quarter to extend the 49ers lead to 13–3. On the Rams ensuing possession, DL Sheldon Day sacked Rams QB Sean Mannion on third down to force a punt. On the first play of San Francisco's ensuing drive, Garoppolo again found Kittle as he broke a few tackles on his way to a 35–yd. recept. Three plays later, RB Carlos Hyde carried a host of defenders into the end zone for an 8–yd. TD, his 7th of the season, a new single–season career high. On the next possession, the Rams drove into 49ers territory until DL Cassius Marsh forced a strip–sack of Mannion, with DL Solomon Thomas recovering the ball for San Francisco. With little time remaining in the half, Garoppolo would be intercepted by Rams CB Kevin Peterson, which led to a 21–yd. FG by Ficken to make the score 20–6 at halftime. In the third quarter, Hyde once again found the end zone on a 5–yd. TD run, his second of the game, which extended the lead for San Francisco to 27–6. The TD run marked the 3rd time on the season Hyde rushed for 2–or–more TDs in a game, and the 6th time in his career. On the Rams next possession, CB Ahkello Witherspoon poked the ball away from Rams TE Gerald Everett, marking the 1st FF of his career. CB K'Waun Williams scooped up the loose ball for his 3rd career FR. The turnover led to an 8–yd. TD pass from Garoppolo to WR Aldrick Robinson, his 2nd TD recept. of the season, putting San Francisco well ahead early in the fourth quarter, 34–6. The Rams would add a late TD in the game but the score would do little harm as San Francisco earned the victory, ending the season in dominant fashion.

NOTES: San Francisco is the only team in the NFL to go undefeated this season in the month of December ... **San Francisco** has now won three consecutive road games for the first time since 2013 (Weeks 12, 15 & 17) ... The **49ers** earned their 6th win of the season after beginning the season 0–9. The team's 6 wins are the most by a team that started the season 0–9 in NFL history, according to the Elias Sports Bureau ... The **49ers** are the first team with 10–or–more losses prior to December to go undefeated from December 1st until end of season since the 1986 Indianapolis Colts, who started 0–13 prior to December and finished the season 3–0, according to the Elias Sports Bureau ... **San Francisco** ends the season on a five game win streak, marking the longest winning streak to end a regular season by the 49ers since 2013, when San Francisco won their final six regular season games, and the 8th time in franchise history the **49ers** closed out a regular season with a winning streak of five or more games ... Head coach **Kyle Shanahan** became the 4th rookie NFL head coach in franchise history (Buck Shaw – 1950; Frankie Albert – 1956 & George Seifert – 1989), and the 1st in the NFL since Tony Sparano in 2008, to go undefeated in the month of December ... The **49ers offense** registered 463 total net yds. on the day, reaching 369–or–more yds. for the 5th consecutive game. It marked the first time since Weeks 11–17 of the 1998 season that the team registered 369–or–more yds. in at least 5–straight games ... With the win, QB **Jimmy Garoppolo** becomes the 3rd 49ers QB since the merger in 1970 to win each of his first three road starts. QB Elvis Grbac won each of his first four road starts from 1995–96 and QB Jim Plunkett won his first three starts on the road in 1976 ... Dating back to 2016, **Garoppolo** has now won each of his first 7 starts in the NFL. According to the Elias Sports Bureau, **Garoppolo** is 1 of 5 QBs to win their first 7 NFL starts since the merger in 1970 ... **Garoppolo's** 1,542 passing yds. through his first 5 starts with the 49ers are the most by a QB in franchise history in their first 5 starts with the team ... **Garoppolo's** 1,542 passing yds. through his first 5 starts with the 49ers ranks 4th among all QBs in their first 5 starts with a new team since the merger in 1970 ... **Garoppolo's** 2,038 passing yds. through his first 7 NFL starts ranks 4th among all QBs since the merger in 1970 ... WR **Marquise Goodwin** finished with 2 recepts. for 28 yds. and 1 TD. He caught an 8–yd. TD pass from QB **Jimmy Garoppolo**, marking his 2nd TD recept. of the season and 8th of his career ... RB **Carlos Hyde** finished the game with 15 carries for 88 yds. and 2 TDs, scoring from 8 and 5 yds. out. It marked the 3rd time this season **Hyde** rushed for 2–or–more TDs in a game and the 6th time in his career ... **Hyde** registered a single–season career–high 8 rushing TDs ... TE **George Kittle** tallied 4 recepts. for 100 yds. ... **Kittle** is the first 49ers TE to have 100–or–more rec. yds. in a game since 10/13/13 (TE Vernon Davis – 8 recepts. for 180 yds. and 2 TDs vs. Arz.) ... With 1.0 sack of Rams QB Sean Mannion, LB **Elvis Dumervil** joined John Abraham as the only players to register at least 0.5 sack against all 32 teams in the NFL ... DL **Sheldon Day** brought down Los Angeles Rams QB Sean Mannion for a 9–yd. loss, marking his 1st sack as a member of the 49ers and the 3rd of his career ... DL **Cassius Marsh** registered a strip–sack of Mannion, with the fumble recovered by DL **Solomon Thomas**. It marked the 3rd FF of the season for **Marsh**, the 4th of his career, and the 3rd sack of the season and 6th of his career. The FR for **Thomas** was the 1st of his career ... CB **Ahkello Witherspoon** forced a Rams TE Gerald Everett fumble, marking the 1st FF of his career. CB **K'Waun Williams** scooped up the loose ball for his 3rd career FR ... With 10 points on the day, K **Robbie Gould** moved into 2nd place in the 49ers all–time single–season scoring list ... **Gould's** 39 made FGs on the season tied for the 3rd–most in a single season in NFL history [David Akers (44 – 2011), Neil Rackers (40 – 2005), Olindo Mare (39 – 1999) & Jeff Wilkins (39 – 2003).

	1st	2nd	3rd	4th	Pts
San Francisco	10	10	7	7	34
Los Angeles Rams	3	3	0	7	13

SF – R. Gould, 33 FG (8–60, 2:52)
SF – M. Goodwin, 8 pass from J. Garoppolo (R. Gould) (8–82, 4:27)
LAR – S. Ficken, 23 FG (6–17, 2:13)
SF – R. Gould, 48 FG (11–67, 4:52)
SF – C. Hyde, 8 run (R. Gould) (3–57, 1:00)
LAR – S. Ficken, 21 FG (2–50, 0:09)
SF – C. Hyde, 5 run (R. Gould) (7–60, 2:33)
SF – A. Robinson, 12 pass from J. Garoppolo (R. Gould) (7–53, 3:39)
LAR – L. Dunbar, 8 run (S. Ficken) (15–72, 8:14)

TEAM STATISTICS	SF	LAR
First Downs	25	15
Net Yards Gained	461	251
Rushes/Yards	30/169	26/102
Net Yards Passing	292	149
Att/Comp/INT	33/20/2	34/20/0
Sacked/Yards Lost	0/0	3/20
Punts/Average	2/43.5	7/48.7
Fumbles/Lost	1/1	4/2
Penalties/Yards	4/23	6/46
Time of Possession	29:09	30:51
3rd Down Efficiency	6/12 (50%)	5/15 (33%)

RUSHING: 49ERS – C. Hyde 15–88–2 TDs, M. Breida 12–72, M. Goodwin 1–10 J. Garoppolo 2–(–1) ... **RAMS** – M. Brown 14–54, T. Austin 4–24, L. Dunbar 6–20–1 TD, S. Mannion 2–4.

RECEIVING: 49ERS – G. Kittle 4–100, K. Juszczyk 4–19, T. Taylor 2–29, K. Bourne 2–28, M. Goodwin 2–28–1 TD, C. Hyde 2–10, M. Breida 1–32, G. Celek 1–28, A. Robinson 1–12–1 TD, L. Murphy 1–6 ... **RAMS** – M. Brown 4–7, M. Thomas 3–75, G. Everett 3–16, T. Austin 3–14, P. Cooper 2–30, J. Reynolds 2–16, D. Carrier 2–10, L. Dunbar 1–1.

PASSING: 49ERS – J. Garoppolo 33–20–292–2–2 TDs ... **RAMS** – S. Mannion 34–20–169–0–0 TDs.

INTs: 49ERS – None ... **RAMS** – K. Peterson 2–42.

SACKS: 49ERS – S. Day 1–9, C. Marsh 1–6, E. Dumervil 1–5 ... **RAMS** – None.

49ERS TURNOVER RATIO: –1 (SF: 1 fumble, 2 INTs/LAR: 2 fumbles, 0 INTs).

Weather: Sunny
Temperature: 67 degrees
Wind: East Southeast 3 mph
Playing Surface: Grass
Time: 2:59
Attendance: 66,125



ALL-TIME REGULAR SEASON SERVICE

MOST SEASONS PLAYED

Player	Seasons
1. John Brodie (1957–1973)	17
2. Jerry Rice (1985–2000)	16
Jimmy Johnson (1961–1976)	16
4. Charlie Krueger (1959–1973)	15
Len Rohde (1960–1974)	15

MOST CONSECUTIVE GAMES PLAYED

Player	Games
1. Brian Jennings (2000–2012)	208
Len Rohde (1960–1974)	208
3. Jerry Rice (1985–2000)	189
4. Leo Nomellini (1950–1963)	174

MOST REGULAR SEASON GAMES PLAYED

Player	Pos	Years	Seasons	Games
1. Jerry Rice	WR	1985–2000	16	238
2. Jimmy Johnson	DB/HB	1961–1976	16	213
3. Brian Jennings	TE/LS	2000–2012	13	208
Bryant Young	DT	1994–2007	14	208
Len Rohde	T	1960–1974	15	208
6. John Brodie	QB	1957–1973	17	201
7. Charlie Krueger	DT	1959–1973	15	198
8. Keith Fahnhorst	T	1974–1987	14	193
9. Randy Cross	G/C	1976–1988	13	185
10. Jesse Sapolu	G/C	1983–1997	15	182

MOST REGULAR SEASON GAMES PLAYED BY POSITION

Quarterbacks	Pos	Years	Seasons	Games
1. John Brodie	QB	1957–1973	17	201
2. Joe Montana	QB	1979–1992	14	167
3. Steve Young	QB	1987–1999	13	150
4. Y.A. Tittle	QB	1951–1960	10	112
5. Steve Spurrier	QB	1967–1975	9	92
6. Alex Smith	QB	2005–2012	8	80
7. Jeff Garcia	QB	1999–2003	5	74
8. Colin Kaepernick	QB	2011–2016	6	69
9. Elvis Grbac	QB	1993–1996	4	43
10. Steve DeBerg	QB	1978–1980	3	39
Billy Kilmer	QB	1961–1966	6	39

Offensive Linemen	Pos	Years	Seasons	Games
1. Len Rohde	T	1960–1974	15	208
2. Keith Fahnhorst	T	1974–1987	14	193
3. Randy Cross	G/C	1976–1988	13	185
4. Jesse Sapolu	G/C	1983–1997	15	182
5. Joe Staley	T	2007–* (11)	11	173
6. Steve Wallace	T	1986–1996	11	166
7. Bruce Bosley	C/G	1956–1968	13	163
8. John Ayers	G	1977–1986	10	148
9. Guy McIntyre	G	1984–1993	10	145
10. Fred Quillan	C	1978–1987	10	143

WRs/TEs	Pos	Years	Seasons	Games
1. Jerry Rice	WR	1985–2000	16	238
2. Brian Jennings	TE/LS	2000–2012	13	208
3. Brent Jones	TE	1987–1997	11	143
4. Vernon Davis	TE	2006–2015	9	139
5. Mike Wilson	WR	1981–1990	10	136
6. Dwight Clark	WR	1979–1987	9	134
7. Gene Washington	WR	1969–1977	9	124
8. Terrell Owens	WR	1996–2003	8	121
John Taylor	WR	1987–1995	9	121
10. Freddie Solomon	WR	1978–1985	8	114

Running Backs	Pos	Years	Seasons	Games
1. Frank Gore	RB	2005–2014	10	148
2. Joe Perry	FB	1950–1963	12	131
3. Ken Willard	FB	1965–1973	9	125
4. Roger Craig	RB	1983–1990	8	121
5. Tom Rathman	FB	1986–1993	8	115
6. Fred Beasley	FB	1998–2005	8	114
7. Terry Jackson	RB	1999–2005	7	100
8. Hugh McElhenny	HB	1952–1960	9	97
J.D. Smith	HB	1956–1964	9	97
10. Dexter Carter	RB	1990–1996	7	90

Defensive Linemen	Pos	Years	Seasons	Games
1. Bryant Young	DT	1994–2007	14	208
2. Charlie Krueger	DT	1959–1973	15	198
3. Leo Nomellini	DT	1950–1963	14	174
4. Roland Lakes	DT	1961–1970	10	140
5. Cedrick Hardman	DE	1970–1979	10	139
6. Tommy Hart	DE	1968–1977	10	131
7. Isaac Sopoaga	DT	2005–2012	8	125
8. Michael Carter	NT	1984–1992	9	121
9. Dwaine Board	DE	1979–1988	10	117
10. Dennis Brown	DE	1990–1996	7	110

Linebackers	Pos	Years	Seasons	Games
1. Matt Hazeltine	LB	1955–1968	14	176
2. Keena Turner	LB	1980–1990	11	153
Dave Wilcox	LB	1964–1974	11	153
4. Frank Nunley	LB	1967–1976	10	137
5. Willie Harper	LB	1973–1983	11	134
Mike Walter	LB	1984–1993	10	134
7. Ahmad Brooks	LB	2009–2016	8	120
Jeff Ulbrich	LB	2000–2009	10	120
9. Skip Vanderbundt	LB	1969–1977	9	119
10. Patrick Willis	LB	2007–2014	8	112
Ken Norton	LB	1994–2000	7	112

Secondary	Pos	Years	Seasons	Games
1. Jimmy Johnson	DB/HB	1961–1976	16	213
2. Mel Phillips	DB	1966–1977	12	147
3. Ronnie Lott	S	1981–1990	10	129
4. Merton Hanks	S	1991–1998	8	125
5. Don Griffin	CB	1986–1993	8	114
6. Tim McDonald	S	1993–1999	7	111
7. Eric Wright	CB	1981–1990	10	110
8. Tarell Brown	CB	2007–2013	7	100
Bruce Taylor	CB	1970–1977	8	100
10. Shawntae Spencer	CB	2004–2011	8	98

Kickers	Pos	Years	Seasons	Games
1. Ray Wersching	K	1977–1987	11	155
2. Tommy Davis	K	1959–1969	11	138
3. Mike Cofer	K	1988–1993	6	96
4. Joe Nedney	K	2005–2010	6	86
5. Bruce Gossett	K	1970–1974	5	70

Punters	Pos	Years	Seasons	Games
1. Andy Lee	P	2004–2014	11	176
2. Tom Wittum	P	1973–1977	5	70
3. Max Runager	P	1984–1988	5	59
4. Tommy Thompson	P	1995–1997	3	48
5. Barry Helton	P	1988–1990	3	47



ALL-TIME REGULAR SEASON SCORING

ALL-TIME LEADING SCORERS

Player	Years	Gms	TDs	Rsh	Rec	Ret	2-pt	PAT	FG	Pts
1. Jerry Rice	1985–2000	238	187	10	176	1	4	0/0	0/0	1,130
2. Ray Wersching	1977–1987	155	0	0	0	0	0	409/425	190/261	979
3. Tommy Davis	1959–1969	138	0	0	0	0	0	348/350	130/276	738
4. Mike Cofer	1988–1993	96	0	0	0	0	0	289/296	128/191	673
5. Gordy Soltau	1950–1958	107	25	0	25	0	0	284/303	70/139	644
6. Joe Nedney	2005–2010	86	0	0	0	0	0	154/154	129/149	541
7. Terrell Owens	1996–2003	121	83	2	81	0	2	0/0	0/0	502
8. Bruce Gossett	1970–1974	70	0	0	0	0	0	163/168	99/153	460
9. Frank Gore	2005–2014	148	76	64	11	1	1	0/0	0/0	458
10. Phil Dawson	2013–2016	64	0	0	0	0	0	130/132	99/115	427
11. Roger Craig	1983–1990	121	66	50	16	0	0	0/0	0/0	396
12. Ken Willard	1965–1973	125	61	45	16	0	0	0/0	0/0	366
13. Gene Washington	1969–1977	124	59	0	59	0	0	0/0	0/0	354
14. Joe Perry	1950–1963	131	57	50	7	0	0	6/7	1/6	351
15. Vernon Davis	2006–2015	139	55	0	53	0	1	0/0	0/0	332
16. Hugh McElhenny	1952–1960	97	51	35	15	1	0	0/0	0/0	306
17. David Akers	2011–2012	32	0	0	0	0	0	78/78	73/94	297
18. Billy Wilson	1951–1960	100	49	0	49	0	0	0/0	0/0	294
19. Dwight Clark	1979–1987	134	48	0	48	0	0	0/0	0/0	288
Freddie Solomon	1978–1985	114	48	3	43	2	0	0/0	0/0	288

MOST POINTS IN SINGLE SEASON

Player	Year	TDs	XPM	XPA	FGM	FGA	2pt	Pts
1. David Akers	2011	0	34	34	44	52	0	166
2. Phil Dawson	2013	0	44	44	32	36	0	140
3. Jerry Rice	1987	23	0	0	0	0	0	138
4. Mike Cofer	1989	0	49	51	29	36	0	136
5. David Akers	2012	0	44	44	29	42	0	131
Ray Wersching	1984	0	56	56	25	35	0	131
7. Jeff Wilkins	1996	0	40	40	30	34	0	130
8. Ray Wersching	1983	0	51	51	25	30	0	126
9. Gary Anderson	1997	0	38	38	29	36	0	125
10. Mike Cofer	1988	0	40	41	27	38	0	121
Joe Nedney	2008	0	34	34	29	33	0	121

Led NFL

Led Conference

+ NFL Record

LONGEST FIELDS GOALS

Player	Game	Lg
1. David Akers	at GB (9/9/12)	63
2. Phil Dawson	at Arz. (12/29/13)	56
Joe Nedney	at StL (12/24/05)	56
Mike Cofer	at Atl. (10/14/90)	56
5. Phil Dawson	vs. KC (10/5/14)	55
Phil Dawson	at NO (11/17/13)	55
David Akers	at Det. (10/16/11)	55
David Akers	vs. Dal. (9/18/11)	55
8. Phil Dawson	at StL (11/1/15)	54
Phil Dawson	at StL (10/13/14)	54
David Akers	at Sea. (12/23/12)	54
Steve Mike-Mayer	at LA Rams (11/9/75)	54
Bruce Gossett	vs. NO (10/21/73)	54
11. Phil Dawson	at Arz. (11/13/16)	53
Phil Dawson	vs. Arz. (11/29/15)	53
Phil Dawson	vs. Bal. (10/18/15)	53
Phil Dawson	vs. Car. (11/10/13)	53
Phil Dawson	vs. Arz. (12/28/14)	53
David Akers	at Sea. (12/24/11)	53
David Akers	at Cin. (9/25/11)	53
Joe Nedney	vs. Phi. (10/12/08)	53
Ray Wersching	at Det. (9/2/84)	53
Tommy Davis	at LA Rams (10/17/65)	53
Tommy Davis	vs. Chi. (10/4/64)	53

ALL-TIME SCORING

Touchdowns by Rushing	1,022
Touchdowns by Receptions	1,441
Touchdowns by Interception Return	85
Touchdowns by Kickoff Return	21
Touchdowns by Punt Return	30
Fields Goals Made	1,280
Safeties	36

50+ YARD FIELD GOALS, Career

Player	No.
1. Phil Dawson	14
2. Joe Nedney	10
3. David Akers	9
4. Robbie Gould	6
5. Mike Cofer	5
6. Tommy Davis	4
Ray Wersching	4

FIELD GOAL PCT., Career

Player	Pct.
1. Joe Nedney, 129–149	86.6
2. Phil Dawson, 99–115	86.1
3. Ray Wersching, 190–261	72.8
4. Mike Cofer, 128–191	67.0

SAFETIES, Career

Player	Safeties
1. Bryant Young	3
Charlie Krueger	3
3. Leo Nomellini	2
4. 19 Players	1

Last: Team 10/28/18 at Arz.

MOST TOUCHDOWNS, Career

Player	TD
1. Jerry Rice (WR)	187
2. Terrell Owens (WR)	83
3. Frank Gore (RB)	76
4. Roger Craig (RB)	66
5. Ken Willard (FB)	61
6. Gene Washington (WR)	59
7. Joe Perry (FB)	57
8. Vernon Davis (TE)	55
9. Hugh McElhenny (HB)	51
10. Billy Wilson (E)	49

MOST FGs MADE, Career

Player	FGM
1. Ray Wersching	190
2. Tommy Davis	130
3. Joe Nedney	129
4. Mike Cofer	128
5. Phil Dawson	99
Bruce Gossett	99
7. David Akers	73
8. Robbie Gould	71
9. Gordie Soltau	70
10. Wade Richey	54

MOST FGs ATTEMPTED, Career

Player	FGA
1. Tommy Davis	276
2. Ray Wersching	261
3. Mike Cofer	191
4. Bruce Gossett	153
5. Joe Nedney	149
6. Gordie Soltau	139
7. Phil Dawson	115
8. David Akers	94
9. Robbie Gould	74
10. Wade Richey	72

MOST PATs MADE, Career

Player	PAT
1. Ray Wersching	409
2. Tommy Davis	348
3. Mike Cofer	289
4. Gordie Soltau	284
5. Bruce Gossett	163
6. Joe Nedney	154
7. Phil Dawson	130
8. Wade Richey	122
9. Doug Brien	79
10. David Akers	78

MOST PATs ATTEMPTED, Career

Player	PAT
1. Ray Wersching	425
2. Tommy Davis	350
3. Gordie Soltau	303
4. Mike Cofer	296
5. Bruce Gossett	168
6. Joe Nedney	154
7. Phil Dawson	132
8. Wade Richey	127
9. Doug Brien	81
10. David Akers	78



ALL-TIME REGULAR SEASON SCORING

TOP SINGLE-GAME SCORING PERFORMANCES

MOST POINTS

Player	Game	Points
1. Jerry Rice (WR)	at Atl. (10/14/90) – 5 TDs	30
2. Gordie Soltau (E)	vs. LA Rams (10/28/51) – 3 TDs, 1 FG, 5 PATs	26
3. Jerry Rice (WR)	at TB (11/14/93) – 4 TDs	24
Billy Kilmer (QB)	at Min. (10/15/61) – 4 TDs	24
5. Jeff Wilkins (K)	vs. Atl. (9/29/96) – 6 FGs, 3 PATs	21
Gordie Soltau (E)	vs. Bal. (12/13/53) – 2 TDs, 1FG, 6 PATs	21

MOST TOUCHDOWNS

Player	Game	TDs
1. Jerry Rice (WR)	at Atl. (10/14/90)	5
2. Jerry Rice (WR)	at TB (11/14/93)	4
Billy Kilmer (QB)	at Min. (10/15/61)	4

MOST FIELD GOALS MADE

Player	Game	FGM
1. Robbie Gould	vs. Ten. (12/17/17)	6
Jeff Wilkins	vs. Atl. (9/29/96)	6
Ray Wersching	at NO (10/16/83)	6
3. Robbie Gould	at Chi. (12/3/17)	5
Robbie Gould	at Arz. (10/1/17)	5
Joe Nedney	vs. TB (10/30/05)	5
Jeff Chandler	vs. Chi. (9/7/03)	5
Bruce Gossett	at Den. (9/23/73)	5

MOST FIELD GOALS ATTEMPTED

Player	Game	FGA
1. Robbie Gould	vs. Ten. (12/17/17)	6
David Akers	vs. Arz. (11/20/11)	6
Joe Nedney	vs. TB (10/30/05)	6
Jeff Wilkins	vs. Atl. (9/29/96)	6
Ray Wersching	at NO (10/16/83)	6
Tommy Davis	at LA Rams (10/17/65)	6
Tommy Davis	at Dal. (11/20/60)	6
Gordie Soltau	at GB (11/23/58)	6

MOST PATs MADE

Player	Game	PATs Made
1. Mike Cofer	vs. Atl. (10/18/92)	8
2. Mike Cofer	at Det. (12/19/93)	7
Mike Cofer	vs. Chi. (12/23/91)	7
Bruce Gossett	at Atl. (10/29/72)	7
Tommy Davis	vs. Chi. (9/19/65)	7
Tommy Davis	at Det. (10/1/61)	7

MOST PATs ATTEMPTED

Player	Game	PATs Att.
1. Mike Cofer	vs. Atl. (10/18/92)	8
2. Mike Cofer	at Det. (12/19/93)	7
Mike Cofer	vs. Chi. (12/23/91)	7
Bruce Gossett	at Atl. (10/29/72)	7
Tommy Davis	vs. Chi. (9/19/65)	7
Tommy Davis	at Det. (10/1/61)	7

MOST CONSECUTIVE FIELD GOALS MADE

Player	FG
1. Robbie Gould (10/29/17 to 10/7/18)	33
2. Phil Dawson (10/6/13 to 12/29/13)	27
3. Robbie Gould (10/15/18 to present)	25
4. Phil Dawson (9/14/15 to 12/13/15)	19
5. Joe Nedney (11/26/06 to 9/30/07)	18
6. Mike Cofer (12/4/88 to 10/1/89)	17
7. Wade Richey (12/27/98 to 11/7/99)	16
Gary Anderson (9/14/97 to 11/10/97)	16
9. David Akers (10/9/11 to 11/13/11)	15
Robbie Gould (9/10/17 to 10/15/17)	15

MOST TOUCHDOWNS, Season

Player	TD
1. Jerry Rice (1987), 22 rec., 1 rush	23
2. Jerry Rice (1995), 15 rec., 1 rush, 1 fum. rec.	17
Jerry Rice (1989), 17 rec.	17
4. Terrell Owens (2001), 16 rec.	16
Jerry Rice (1993), 15 rec, 1 rush	16
Jerry Rice (1986), 15 rec., 1 rush	16

MOST FGs MADE, Season

Player	FGM
1. David Akers (2011)	44
2. Robbie Gould (2017)	39
3. Robbie Gould (2018)	32
Phil Dawson (2013)	32
5. Jeff Wilkins (1996)	30

MOST CONSECUTIVE GAMES WITH FG MADE

Player	Games
1. David Akers (9/11/11 to 12/30/12)	32
2. Bruce Gossett (11/29/70 to 10/1/72)	21

MOST FGs ATTEMPTED, Season

Player	FGA
1. David Akers (2011)	52
2. David Akers (2012)	42
3. Robbie Gould (2017)	41
4. Mike Cofer (1988)	38
5. Phil Dawson (2013)	36
Gary Anderson (1997)	36
Mike Cofer (1990)	36
Mike Cofer (1989)	36
Bruce Gossett (1971)	36

MOST PATs MADE, Season

Player	PAT
1. Doug Brien (1994)	60
2. Mike Cofer (1993)	59
3. Ray Wersching (1984)	56
4. Mike Cofer (1992)	53
5. Ray Wersching (1985)	52
Tommy Davis (1965)	52

MOST CONSECUTIVE PATs MADE

Player	PAT
1. Tommy Davis (9/27/59 to 12/12/65)	234

MOST PATs ATTEMPTED, Season

Player	PAT
1. Doug Brien (1994)	62
2. Mike Cofer (1993)	61
3. Ray Wersching (1984)	56
4. Mike Cofer (1992)	54
5. Ray Wersching (1985)	53
Tommy Davis (1965)	53

MOST CONSECUTIVE GAMES WITH A TOUCHDOWN

Player	Games
1. Jerry Rice (12/19/86 to 12/27/87)	13
2. Terrell Owens (11/8/98 to 12/27/98)	8
Jerry Rice (12/8/89 to 11/27/89)	8
Dave Parks (11/7/65 to 9/11/66)	8



ALL-TIME REGULAR SEASON PASSING

ALL-TIME LEADING PASSERS (BY YARDS)

Player	Years	Gms	Att	Cmp	Pct	Yards	TD	INT	Lg	QB Rat	INT Pct.
1. Joe Montana	1979–1992 (14)	167	4,600	2,929	63.7	35,124	244	123	96t	93.5	2.7
2. John Brodie	1957–1973 (17)	201	4,491	2,469	55.0	31,548	214	224	83t	72.3	5.0
3. Steve Young	1987–1999 (13)	150	3,648	2,400	65.8	29,907	221	86	97t	101.4	2.4
4. Jeff Garcia	1999–2003 (5)	74	2,360	1,449	61.4	16,408	113	56	76t	88.3	2.4
5. Y.A. Tittle	1951–1960 (10)	112	2,194	1,226	55.9	16,016	108	134	78t	70.0	6.1
6. Alex Smith	2005–2012 (8)	80	2,177	1,290	59.3	14,280	81	63	75	79.1	2.9
7. Colin Kaepernick	2011–2016 (6)	69	1,692	1,011	59.8	12,271	72	30	80t	88.9	1.8
8. Steve DeBerg	1978–1980 (3)	39	1,201	670	55.8	7,220	37	60	93t	63.1	5.0
9. Steve Spurrier	1967–1975 (9)	92	840	441	52.5	5,250	33	48	81t	61.2	5.7
10. Tim Rattay	2000–2005 (6)	32	586	356	60.8	3,941	24	18	89t	81.6	3.1
11. Frankie Albert	1950–1952 (3)	36	601	316	52.6	3,847	27	43	60	57.7	7.2
12. Shaun Hill	2007–2009 (3)	18	522	322	61.7	3,490	23	11	61	87.3	2.1
13. Jim Plunkett	1976–1977 (2)	26	491	254	51.7	3,285	22	30	85t	62.5	6.1
14. Elvis Grbac	1994–1996 (3)	42	430	284	66.0	3,098	18	16	81t	85.6	3.7
15. Blaine Gabbert	2014–2016 (3)	15	449	272	60.6	2,994	16	13	75t	80.2	2.9
16. C.J. Beathard	2017–present (2)	13	393	225	57.3	2,682	12	13	83t	74.6	3.3
17. Steve Bono	1989–1993 (5)	34	359	220	61.3	2,558	14	7	78	87.7	1.9
18. Jimmy Garoppolo	2017–present (2)	9	267	173	64.8	2,278	12	8	61	94.1	3.0
19. Nick Mullens	2018–present (1)	7	153	241	63.5	1,995	10	7	85t	91.2	2.9
20. Ken Dorsey	2004–2005 (2)	11	316	171	54.1	1,712	8	11	59	63.7	3.5

MOST PASSING YARDS IN SINGLE SEASON

Player	Year	Att	Cmp	Pct	Yards	TD	INT	Lg	QB Rat	INT Pct
1. Jeff Garcia	2000	561	355	63.3	4,278	31	10	69t	97.6	1.8
2. Steve Young	1998	517	322	62.3	4,170	36	12	81t	101.1	2.3
3. Steve Young	1993	462	314	68.0	4,023	29	16	80t	101.5	3.5
4. Steve Young	1994	461	324	70.3	3,969	35	10	69t	112.8	2.2
5. Joe Montana	1990	520	321	61.7	3,944	26	16	78t	89.0	3.1
6. Joe Montana	1983	515	332	64.5	3,910	26	12	77t	94.6	2.3
7. Joe Montana	1985	494	303	61.3	3,653	27	13	73	91.3	2.6
8. Steve DeBerg	1979	578	347	60.0	3,652	17	21	50	73.1	3.6
9. Joe Montana	1984	432	279	64.6	3,630	28	10	80t	102.9	2.3
10. Joe Montana	1981	488	311	63.7	3,565	19	12	78t	88.4	2.5

Led NFL

Led Conference

MOST CONSECUTIVE COMPLETIONS

Player	Game(s)	Cmp
1. Joe Montana	last 5 vs. Cle. (11/29/87) first 17 at GB (12/6/87)	22
2. Steve Young	at Was. (11/24/96)	19

CONSECUTIVE PASSES WITHOUT INTERCEPTION

Player	Game(s)	Att
1. Alex Smith	12 passes at Bal. (11/24/11) to 33 passes at Min. (9/23/12)	249
2. Steve Young	22 passes vs. Min. (10/3/93) to 12 passes at LA Rams (11/28/93)	184
3. Joe Montana	12 passes at Phi. (9/24/89) to 6 passes vs. GB (11/19/89)	154

CONSECUTIVE GAMES WITH TOUCHDOWN PASS

Player	Game(s)	Gms
1. C. Kaepernick	at NO (10/17/13) to vs. Was. (11/23/14)	18
Steve Young	at Det. (10/9/94) to vs. StL (11/26/95) note: DNP in 5 games in 1995	18
3. Steve Young	vs. NYJ (9/6/98) to vs. StL (12/27/98) note: EQ on 11/8/98	15
Jeff Garcia	at SD (12/3/00) to vs. Buf. (12/2/01)	15

BEST QB RATING, Career

Player	QB Rat
1. Steve Young	101.4
2. Joe Montana	93.5
3. Colin Kaepernick	88.9
4. Jeff Garcia	88.3
5. Shaun Hill	87.3
6. Tim Rattay	81.6
7. Alex Smith	79.1
8. John Brodie	72.3
9. Y.A. Tittle	70.0
10. Steve DeBerg	63.1

(min. 500 attempts)

AVG Yds PER ATTEMPT, Career

Player	Y/A
1. Steve Young	8.2
2. Joe Montana	7.6
3. Colin Kaepernick	7.3
4. Y.A. Tittle	7.3
5. John Brodie	7.0

(min. 500 attempts)

MOST ATTEMPTS, Career

Player	Att
1. Joe Montana	4,600
2. John Brodie	4,491
3. Steve Young	3,648
4. Jeff Garcia	2,360
5. Y.A. Tittle	2,194
6. Alex Smith	2,177
7. Colin Kaepernick	1,692
8. Steve DeBerg	1,201
9. Steve Spurrier	840
10. Frankie Albert	601

MOST COMPLETIONS, Career

Player	Comp
1. Joe Montana	2,929
2. John Brodie	2,469
3. Steve Young	2,400
4. Jeff Garcia	1,449
5. Alex Smith	1,290
6. Y.A. Tittle	1,226
7. Colin Kaepernick	1,011
8. Steve DeBerg	670
9. Steve Spurrier	441
10. Tim Rattay	356

MOST TD PASSES, Career

Player	TD
1. Joe Montana	244
2. Steve Young	221
3. John Brodie	214
4. Jeff Garcia	113
5. Y.A. Tittle	108
6. Alex Smith	81
7. Colin Kaepernick	72
8. Steve DeBerg	37
9. Steve Spurrier	33
10. Frankie Albert	27

MOST INTs, Career

Player	INT
1. John Brodie	224
2. Y.A. Tittle	134
3. Joe Montana	123
4. Steve Young	86
5. Alex Smith	63
6. Steve DeBerg	60
7. Jeff Garcia	56
8. Steve Spurrier	48
9. Frankie Albert	43
10. Colin Kaepernick	30
Jim Plunkett	30

BEST COMPLETION PCT., Career

Player	Comp. %
1. Steve Young	65.8
2. Joe Montana	63.7
3. Shaun Hill	61.7
4. Jeff Garcia	61.4
5. Tim Rattay	60.8
6. Colin Kaepernick	59.8
7. Alex Smith	59.3
8. Y.A. Tittle	55.9
9. Steve DeBerg	55.8
10. John Brodie	55.0

(min. 500 attempts)



ALL-TIME REGULAR SEASON PASSING

TOP SINGLE-GAME PASSING

MOST PASSING YARDS

Player	Game	Yards
1. Joe Montana	at Atl. (10/14/90)	476
2. Steve Young	at LA Rams (11/28/93)	462
3. Joe Montana	at LA Rams (12/11/89)	458
4. Steve Young	vs. Buf. (9/13/92)	449
5. Joe Montana	at Was. (11/17/86)	441

MOST ATTEMPTS

Player	Game	Att
1. Joe Montana	at Was. (11/17/86)	60
2. Joe Montana	at Atl. (10/6/85)	57
Tim Rattay	vs. Arz. (10/10/04)	57
4. Jeff Garcia	at Dal. (12/8/02)	55
5. Jeff Garcia	at Car. (11/18/01)	54
Steve DeBerg	at Atl. (12/16/79)	54
John Brodie	at Chi. (11/13/66)	54

MOST COMPLETIONS

Player	Game	Cmp
1. Tim Rattay	vs. Arz. (10/10/04)	38
2. Joe Montana	at Atl. (10/6/85)	37
3. Jeff Garcia	vs. Chi. (12/17/00)	36
Jeff Garcia	at Dal. (12/8/02)	36
5. Jeff Garcia	at Car. (11/18/01)	34
Joe Montana	at Pit. (9/13/87)	34

MOST TOUCHDOWN PASSES

Player	Game	TD
1. Joe Montana	at Atl. (10/14/90)	6
2. Joe Montana	at Phi. (9/24/89)	5
Joe Montana	at Atl. (10/6/85)	5
Steve Spurrier	at Chi. (11/19/72)	5
John Brodie	at Min. (11/28/65)	5

MOST INTERCEPTIONS

Player	Game	INT
1. John Brodie	at Det. (11/4/73)	6
2. Steve DeBerg	at Dal. (10/12/80)	5
Scott Bull	vs. Pit. (11/27/78)	5
Tom Owen	at Cle. (12/1/74)	5
John Brodie	vs. Bal. (11/29/64)	5
Y.A. Tittle	vs. Bal. (12/5/59)	5
Y.A. Tittle	at Bal. (11/30/58)	5
Frankie Albert	vs. Pit. (12/7/52)	5

HIGHEST COMPLETION PERCENTAGE (20+ atts)

Player	Game	Pct.
1. Steve Young	vs. Det. (10/20/91), 18–20	90.0
2. Steve Young	vs. NO (9/14/97), 18–21	85.7
3. John Brodie	vs. Atl. (9/29/68), 17–20	85.0
4. Joe Montana	vs. Atl. (9/25/83), 27–32	84.4

AVERAGE YARDS PER ATTEMPT (20+ atts)

Player	Game	Y/A
1. Steve Young	vs. Det. (12/19/93)	15.39
2. Steve Young	vs. LA Rams (11/28/93)	14.44
3. Steve Young	vs. Atl. (10/18/92)	14.25
4. Steve Young	vs. Atl. (9/21/97)	14.00

MOST ATTEMPTS, Season

Player	Att
1. Steve DeBerg (1979)	578
2. Jeff Garcia (2000)	561
3. Jeff Garcia (2002)	528
4. Joe Montana (1990)	520
5. Steve Young (1998)	517

MOST COMPLETIONS, Season

Player	Cmp
1. Jeff Garcia (2000)	355
2. Steve DeBerg (1979)	347
3. Joe Montana (1983)	332
4. Jeff Garcia (2002)	328
5. Steve Young (1994)	324

MOST TD PASSES, Season

Player	TD
1. Steve Young (1998)	36
2. Steve Young (1994)	35
3. Jeff Garcia (2001)	32
4. Jeff Garcia (2000)	31
Joe Montana (1987)	31

MOST INTs, Season

Player	INT
1. Y.A. Tittle (1955)	28
2. John Brodie (1971)	24
3. Frankie Albert (1950)	23
4. Steve DeBerg (1978)	22
John Brodie (1966)	22

BEST COMP. PCT., Season

Player	Pct
1. Steve Young (1994)	70.3
2. Joe Montana (1989)	70.2
3. Steve Young (1993)	68.0
4. Steve Young (1996)	67.7
5. Steve Young (1997)	67.7

BEST QB RATING, Season

Player	Rat
1. Steve Young (1994)	112.8
2. Joe Montana (1989)	112.4
3. Steve Young (1992)	107.0
4. Steve Young (1997)	104.7
5. Joe Montana (1984)	102.9

FEWEST INTs, Season

Player	INT
1. Alex Smith (2011)	5
2. Steve Young (1997)	6
Steve Young (1996)	6
4. Steve Young (1992)	7
5. Colin Kaepernick (2013)	8
Shaun Hill (2008)	8
Joe Montana (1989)	8
Steve Young (1991)	8

AVG Yds PER ATTEMPT, Season

Player	Y/A
1. John Brodie (1961)	9.14
2. Joe Montana (1989)	9.12
3. Steve Young (1991)	9.02
4. Steve Young (1993)	8.71
5. Steve Young (1992)	8.62

49ERS QB WINS/LOSSES AS STARTER

Player	Win	Loss	Ties	Pct
Joe Montana	100	39		0.719
Steve Young	91	33		0.734
John Brodie	74	77	8	0.491
Y.A. Tittle	45	31	2	0.592
Alex Smith	38	36	1	0.513
Jeff Garcia	35	36		0.493
Colin Kaepernick	28	30		0.483
Steve Spurrier	13	12	1	0.519
Frankie Albert	13	16	1	0.448
Jim Plunkett	11	15		0.423
Shaun Hill	10	6		0.625
Steve DeBerg	7	28		0.200
Jimmy Garoppolo	6	2		0.750
Elvis Grbac	6	3		0.667
Steve Bono	5	1		0.833
George Mira	4	2		0.667
Tom Owen	4	4		0.500
Tim Rattay	4	12		0.250
Jeff Kemp	3	2	1	0.583
Troy Smith	3	3		0.500
Scott Bull	3	4		0.429
Joe Reed	3	4		0.429
Blaine Gabbert	4	9		0.308
Matt Cavanaugh	2	0		1.000
Norm Snead	2	5		0.286
J.T. O'Sullivan	2	6		0.250
Lamar McHan	2	7		0.222
Ken Dorsey	2	8		0.200
Bob Gagliano	1	0		1.000
Jimmy Cason	1	0		1.000
Jim Druckenmiller	1	0		1.000
Ty Detmer	1	0		1.000
Nick Mullens	3	4		0.429
Mike Moroski	1	1		0.500
Jimmy Powers	1	1		0.500
Earl Morrall	1	3		0.250
Trent Diller	1	5		0.167
C.J. Beathard	1	9		0.100
Chris Weinke	0	1		0.000
Bobby Waters	0	2		0.000
Dennis Morrison	0	2		0.000
Cody Pickett	0	2		0.000
Steve Stenstrom	0	3		0.000
Brian Hoyer	0	6		0.000
	532	471	14	0.530

300-YARD GAMES, Career

Player	Games
1. Joe Montana	35
2. Steve Young	28
3. Jeff Garcia	14
4. John Brodie	6

300-YARD GAMES, Season

Player	Games
1. Steve Young (1998)	7
2. Jeff Garcia (2000)	6
3. Steve Young (1994)	5
Joe Montana (1982, '85, '87, '90)	5



STARTING QB YEARLY RECORDS

Year	Player	Record as a Starter
1950	Frankie Albert	3-9
1951	Frankie Albert	6-4-1
	Y.A. Tittle	1-0
1952	Frankie Albert	4-3
	Y.A. Tittle	3-2
1953	Y.A. Tittle	8-2
	Jim Powers	1-1
1954	Y.A. Tittle	6-4-1
	Jim Cason	1-0
1955	Y.A. Tittle	4-8
1956	Y.A. Tittle	4-3-1
	Earl Morrall	1-3
1957	Y.A. Tittle	7-4
	John Brodie	1-0
1958	Y.A. Tittle	3-3
	John Brodie	3-3
1959	Y.A. Tittle	6-4
	John Brodie	1-1
1960	John Brodie	4-4
	Y.A. Tittle	3-1
1961	John Brodie	7-6-1
1962	John Brodie	6-8
1963	Lamar McHan	2-7
	John Brodie	0-3
	Bob Waters	0-2
1964	John Brodie	3-9
	George Mira	1-1
1965	John Brodie	7-5-1
	George Mira	0-1
1966	John Brodie	5-6-2
	George Mira	1-0
1967	John Brodie	5-5
	George Mira	2-0
	Steve Spurrier	0-2
1968	John Brodie	7-6-1
	John Brodie	2-6-2
1969	John Brodie	2-6-2
	Steve Spurrier	2-2
1970	John Brodie	10-3-1
	John Brodie	9-5
1971	John Brodie	2-3
	Steve Spurrier	6-2-1
1973	John Brodie	2-4
	Steve Spurrier	2-3
	Joe Reed	1-2
	Tom Owen	4-3
1974	Joe Reed	2-2
	Dennis Morrison	0-2
	Norm Snead	0-1
	Norm Snead	2-5
1975	Steve Spurrier	3-3
	Tom Owen	0-1
1976	Jim Plunkett	6-6
	Scott Bull	2-0
1977	Jim Plunkett	5-9
	Steve DeBerg	1-10
1978	Scott Bull	1-4
	Steve DeBerg	2-13
1979	Joe Montana	0-1
	Steve DeBerg	4-5
1980	Joe Montana	2-5
	Joe Montana	13-3
1981	Joe Montana	3-6
1982	Joe Montana	10-6
1983	Joe Montana	14-1
	Matt Cavanaugh	1-0
1984	Joe Montana	9-6
	Matt Cavanaugh	1-0

Year	Player	Record as a Starter
1986	Joe Montana	6-2
	Jeff Kemp	3-2-1
	Mike Moroski	1-1
1987	Joe Montana	10-1
	Steve Young	2-1
	Bob Gagliano	1-0
1988	Joe Montana	8-5
	Steve Young	2-1
1989	Joe Montana	11-2
1990	Steve Young	3-0
	Joe Montana	14-1
1991	Steve Young	0-1
	Steve Bono	5-5
1992	Steve Young	5-1
1993	Steve Young	14-2
1994	Steve Young	10-6
1995	Steve Young	13-3
	Elvis Grbac	8-3
1996	Steve Young	3-2
	Elvis Grbac	9-3
1997	Steve Young	3-1
	Jim Druckenmiller	12-3
1998	Steve Young	1-0
	Ty Detmer	11-4
1999	Jeff Garcia	1-0
	Steve Young	2-8
	Steve Stenstrom	2-1
2000	Jeff Garcia	0-3
	Jeff Garcia	6-10
2001	Jeff Garcia	12-4
2002	Jeff Garcia	10-6
2003	Jeff Garcia	5-8
	Tim Rattay	2-1
2004	Tim Rattay	1-8
	Ken Dorsey	1-6
2005	Alex Smith	2-5
	Tim Rattay	1-3
	Ken Dorsey	1-2
	Cody Pickett	0-2
	Alex Smith	7-9
2006	Alex Smith	2-5
	Trent Dilfer	1-5
	Shaun Hill	2-0
	Chris Weinke	0-1
2007	Shaun Hill	5-3
	J.T. O'Sullivan	2-6
2008	Alex Smith	5-5
	Shaun Hill	3-3
2009	Alex Smith	3-7
	Troy Smith	3-3
2010	Alex Smith	13-3
2011	Alex Smith	6-2-1
	Colin Kaepernick	5-2
2012	Colin Kaepernick	12-4
2013	Colin Kaepernick	8-8
2014	Blaine Gabbert	3-5
	Colin Kaepernick	2-6
2015	Blaine Gabbert	1-4
	Colin Kaepernick	1-10
2016	Jimmy Garoppolo	5-0
	C.J. Beathard	1-4
	Brian Hoyer	0-6
2017	Nick Mullens	3-4
	Jimmy Garoppolo	1-2
	C.J. Beathard	0-5



ALL-TIME REGULAR SEASON RUSHING

ALL-TIME LEADING RUSHERS (BY YARDS)

Player	Years	Gms	Att	Yards	Avg	Lg	TD
1. Frank Gore	2005–2014 (10)	148	2,442	11,073	4.5	80t	64
2. Joe Perry	1950–1960, '63 (12)	131	1,475	7,344 +	5.0	78t	50
3. Roger Craig	1983–1990 (8)	121	1,686	7,064	4.2	71	50
4. Ken Willard	1965–1973 (9)	125	1,582	5,930	3.7	69t	45
5. Garrison Hearst	1997–2003 (7)	73	1,189	5,535	4.7	96t	26
6. J.D. Smith	1956–1964 (9)	97	1,007	4,370	4.3	80t	37
7. Hugh McElhenny	1952–1960 (9)	97	877	4,288	4.9	89t	35
8. Kevan Barlow	2001–2005 (5)	72	891	3,614	4.1	78t	24
9. Steve Young (QB)	1987–1999 (13)	150	608	3,581	5.9	49t	37
10. Wendell Tyler	1983–1986 (4)	48	624	3,112	5.0	40	17
11. Delvin Williams	1974–1977 (4)	54	669	2,966	4.4	80t	20
12. Wilbur Jackson	1974–1979 (6)	72	745	2,955	4.0	80	10
13. Ricky Watters	1992–1994 (3)	43	653	2,840	4.3	43	25
14. Carlos Hyde	2014–2017 (4)	50	655	2,729	4.2	61	21
15. Charlie Garner	1999–2000 (2)	32	499	2,371	4.8	53	11
16. Colin Kaepernick (QB)	2011–2016 (6)	69	375	2,300	6.1	90t	13
17. Tom Rathman	1986–1993 (8)	115	516	1,902	3.7	35	26
18. Vic Washington	1971–1973 (3)	40	483	1,813	3.8	42	14
19. Paul Hofer	1976–1981 (6)	77	416	1,746	4.2	47	16
20. Larry Schreiber	1971–1975 (5)	60	502	1,734	3.5	23	10

+ does not include AAFC Statistics

MOST RUSHING YARDS IN SINGLE SEASON

Player	Year	Att	Yards	Avg	Lg	TD
1. Frank Gore	2006	312	1,695	5.4	72	8
2. Garrison Hearst	1998	310	1,570	5.1	96t	7
3. Roger Craig	1988	310	1,502	4.8	46t	9
4. Wendell Tyler	1984	246	1,262	5.1	40	7
5. Charlie Garner	1999	241	1,229	5.1	53	4
6. Frank Gore	2012	258	1,214	4.7	37	8
7. Frank Gore	2011	282	1,211	4.3	55	8
8. Garrison Hearst	2001	252	1,206	4.8	43t	4
9. Delvin Williams	1976	248	1,203	4.9	80t	7
10. Charlie Garner	2000	258	1,142	4.4	42	7
11. Frank Gore	2013	276	1,128	4.1	51	9
12. Frank Gore	2009	229	1,120	4.9	80t	10
13. Frank Gore	2013	255	1,106	4.3	55t	4
13. Frank Gore	2007	260	1,102	4.2	43t	5
14. Roger Craig	1989	271	1,054	3.9	27	6
15. Roger Craig	1985	214	1,050	4.9	62t	9
16. Joe Perry	1954	173	1,049	6.1	58	8
17. Frank Gore	2008	240	1,036	4.3	41t	6
J.D. Smith	1959	207	1,036	5.0	73t	10

Led NFL

Led Conference

MOST ATTEMPTS, Career

Player	Att
1. Frank Gore.....	2,442
2. Roger Craig.....	1,686
3. Ken Willard.....	1,582
4. Joe Perry.....	1,475
5. Garrison Hearst.....	1,189
6. J.D. Smith.....	1,007
7. Kevan Barlow.....	891
8. Hugh McElhenny.....	877
9. Wilbur Jackson.....	745
10. Delvin Williams.....	669

MOST TOUCHDOWNS, Career

Player	TD
1. Frank Gore.....	64
2. Roger Craig.....	50
Joe Perry.....	50
4. Ken Willard.....	45
5. J.D. Smith.....	37
Steve Young (QB).....	37
7. Hugh McElhenny.....	35
8. Garrison Hearst.....	26
9. Tom Rathman.....	26
10. Ricky Watters.....	25

HIGHEST RUSHING AVG., Career

Player	Avg
1. Colin Kaepernick (QB).....	6.13
2. Steve Young (QB).....	5.89
3. Wendell Tyler.....	4.99
4. Joe Perry.....	4.98
5. Jeff Garcia (QB).....	4.94
6. Hugh McElhenny.....	4.89
7. Charlie Garner.....	4.75
8. Garrison Hearst.....	4.66
9. Frank Gore.....	4.53
10. Delvin Williams.....	4.43

(min. 300 attempts)

100-YARD GAMES, Career

Player	Games
1. Frank Gore.....	39
2. Joe Perry.....	20
3. Garrison Hearst.....	16
4. Roger Craig.....	14
5. J.D. Smith.....	12
Hugh McElhenny.....	12

1,000-YD SEASONS, Career

Player	Seasons
1. Frank Gore.....	8
2. Garrison Hearst.....	3
Roger Craig.....	3
4. Charlie Garner.....	2
Joe Perry.....	2

CONSECUTIVE 1,000-YD SEASONS

Player	Seasons
1. Frank Gore (2011–14).....	4
Frank Gore (2006–09).....	4
3. Charlie Garner (1999–00).....	2
Garrison Hearst (1997–98).....	2
Roger Craig (1988–89).....	2
Joe Perry (1953–54).....	2



ALL-TIME REGULAR SEASON RUSHING

TOP SINGLE-GAME RUSHING

MOST RUSHING YARDS

	Player	Game	Yards
1.	Frank Gore	vs. Sea. (11/19/06)	212
2.	Frank Gore	vs. Sea. (9/20/09)	207
3.	Charlie Garner	at Dal. (9/24/00)	201
4.	Garrison Hearst	vs. Det. (12/14/98)	198
5.	Delvin Williams	at StL (10/31/76)	194

MOST RUSHING ATTEMPTS

	Player	Game	Att
1.	Charlie Garner	at Dal. (9/24/00)	36
2.	Maurice Hicks	at Arz. (12/12/04)	34
	Delvin Williams	at StL (10/31/76)	34
4.	Frank Gore	vs. Cle. (10/30/11)	31
	Frank Gore	at Den. (12/31/06)	31
	Garrison Hearst	vs. Sea. (12/1/02)	31
	J.D. Smith	at Bal. (10/7/62)	31
	J.D. Smith	at Chi. (10/14/62)	31

MOST RUSHING TOUCHDOWNS

	Player	Game	TD
1.	Billy Kilmer (QB)	at Min. (10/15/61)	4

HIGHEST RUSHING AVERAGE (10+ Attempts)

	Player	Game	Avg
1.	Joe Perry	vs. Det. (11/2/58)	13.4
2.	Frank Gore	vs. Sea. (9/20/09)	12.9
3.	Matt Breida	vs. Det. (9/16/18)	12.5
4.	Wilbur Jackson	vs. NO (11/27/77)	11.9
5.	Hugh McElhenny	at Chi. (10/17/54)	11.4
	Carlos Hyde	vs. NYJ (12/11/16)	11.4

MOST CONSECUTIVE 100-YARD RUSHING GAMES

	Player	Game(s)	Games
1.	Frank Gore	at Phi. (10/2/11) to at Was. (11/6/11)	5
2.	Garrison Hearst	vs. NYG (11/30/98) to at NE (12/20/98)	4
3.	Frank Gore	vs. Oak. (10/17/10) to vs. Den. (10/31/10)	3
	Frank Gore	at Det. (11/12/06) to at StL (11/26/06)	3
	J.D. Smith	at Bal. (10/7/62) to at GB (10/21/62)	3
	Billy Kilmer (QB)	at Det. (10/1/61) to at Min. (10/15/61)	3

MOST RUSHING ATTEMPTS, Season

	Player	Att
1.	Frank Gore (2006)	312
2.	Roger Craig (1988)	310
	Garrison Hearst (1998)	310
4.	Frank Gore (2011)	282
5.	Frank Gore (2013)	276

MOST RUSHING TOUCHDOWNS, Season

	Player	TD
1.	Frank Gore (2009)	10
	Derek Loville (1995)	10
	Ricky Watters (1993)	10
	Billy Kilmer, QB (1961)	10
	J.D. Smith (1959)	10
	Joe Perry (1953)	10

HIGHEST RUSHING AVG., Season

	Player	Avg
1.	Hugh McElhenny (1952)	6.98
2.	Joe Perry (1958)	6.06
3.	Joe Perry (1954)	6.06
4.	Frank Gore (2006)	5.43
5.	Delvin Williams (1975)	5.39

MOST 100-YARD RUSHING GAMES, Season

	Player	Games
1.	Frank Gore (2006)	9
2.	Roger Craig (1988)	7
3.	Garrison Hearst (1998)	6
4.	Frank Gore (2011)	5
	Frank Gore (2009)	5
	J.D. Smith (1959)	5
	Joe Perry (1953)	5

MOST CONSECUTIVE GAMES WITH A RUSHING TD

	Player	Game(s)	Games
1.	Joe Perry	at GB (11/22/53) to at GB (10/10/54)	7
2.	Hugh McElhenny	vs. Was. (9/26/54) to vs. Det. (10/24/54)	5



ALL-TIME REGULAR SEASON RECEIVING

ALL-TIME LEADING RECEIVERS (BY RECEPTIONS)

Player	Years	Gms	Rec	Yards	Avg	Lg	TD
1. Jerry Rice	1985–2000 (16)	238	1,281	19,247	15.0	96t	176
2. Terrell Owens	1996–2003 (8)	121	592	8,572	14.5	79t	81
3. Roger Craig (RB)	1983–1990 (8)	121	508	4,442	8.7	73	16
4. Dwight Clark	1979–1987 (9)	134	506	6,750	13.3	80t	48
5. Vernon Davis (TE)	2006–2015 (10)	139	441	5,640	12.9	73t	55
6. Brent Jones (TE)	1987–1997 (11)	143	417	5,195	12.5	69t	33
7. Billy Wilson	1951–1960 (10)	100	407	5,902	14.5	77t	49
8. Gene Washington	1969–1977 (9)	124	371	6,664	18.0	79t	59
9. John Taylor	1987–1995 (9)	121	347	5,598	16.1	97t	43
10. Frank Gore (RB)	2005–2014 (10)	148	342	2,883	8.4	55t	11
11. J.J. Stokes	1995–2002 (8)	111	327	4,139	12.7	53	30
12. Michael Crabtree	2009–2014 (6)	79	347	4,327	12.5	60t	26
13. Freddie Solomon	1978–1985 (8)	114	310	4,873	15.7	93t	43
14. Tom Rathman	1986–1993 (8)	115	294	2,490	8.5	36	8
15. Bernie Casey	1961–1966 (6)	79	277	4,008	14.5	68t	27
16. Ken Willard (RB)	1965–1973 (9)	125	273	2,156	7.9	62	16
17. Gordie Soltau	1950–1958 (9)	107	249	3,487	14.0	54t	25
18. Anquan Boldin	2013–2015 (3)	46	237	3,030	12.8	76t	16
19. Earl Cooper	1980–1985 (6)	88	213	1,908	9.0	73t	12
20. Dave Parks	1964–1967 (4)	50	208	3,334	16.0	83t	27

MOST RECEPTIONS IN SINGLE SEASON

Player	Year	Rec	Yards	Avg	Lg	TD
1. Jerry Rice	1995	122	1,848	15.1	81t	15
2. Jerry Rice	1994	112	1,499	13.4	69t	13
3. Jerry Rice	1996	108	1,254	11.6	39	8
4. Terrell Owens	2002	100	1,300	13.0	76t	13
Jerry Rice	1990	100	1,502	15.0	64t	13
6. Jerry Rice	1993	98	1,503	15.3	80t	15
7. Terrell Owens	2000	97	1,451	15.0	69t	13
8. Terrell Owens	2001	93	1,412	15.2	60t	16
9. Roger Craig	1985	92	1,016	11.0	73	6
10. Derek Loville (RB)	1995	87	662	7.6	31	3
11. Jerry Rice	1986	86	1,570	18.3	66t	15
12. Anquan Boldin	2013	85	1,179	13.9	63	7
Michael Crabtree	2012	85	1,105	13.0	49t	9
Dwight Clark	1981	85	1,105	13.0	78t	4
15. Jerry Rice	1992	84	1,201	14.3	80t	10
16. Anquan Boldin	2014	83	1,062	12.8	76t	5
Earl Cooper	1980	83	567	6.8	66t	4
17. Eric Johnson	2004	82	825	10.1	25	2
Jerry Rice	1998	82	1,157	14.1	75t	9
Jerry Rice	1989	82	1,483	18.1	68t	17
Dwight Clark	1980	82	991	12.1	71t	8

Led NFL

Led Conference

MOST RECEIVING YARDS, Career

Player	Yds
1. Jerry Rice	19,247
2. Terrell Owens	8,572
3. Dwight Clark	6,750
4. Gene Washington	6,664
5. Billy Wilson	5,902
6. John Taylor	5,598
7. Vernon Davis (TE)	5,616
8. Brent Jones (TE)	5,640
9. Freddie Solomon	4,873
10. Roger Craig (RB)	4,442

MOST TOUCHDOWNS, Career

Player	TD
1. Jerry Rice	176
2. Terrell Owens	81
3. Gene Washington	59
4. Vernon Davis (TE)	55
5. Billy Wilson	49
6. Dwight Clark	48
7. Freddie Solomon	43
John Taylor	43
9. Brent Jones (TE)	33
10. J.J. Stokes	30

BEST RECEIVING AVG., Career

Player	Avg
1. Gene Washington	18.0
2. John Taylor	16.1
3. Dave Parks	16.0
4. Freddie Solomon	15.7
5. Jerry Rice	15.0

(min. 200 receipts.)

100-YARD GAMES, Career

Player	Games
1. Jerry Rice	66
2. Terrell Owens	25
3. Gene Washington	17
4. Dwight Clark	16
5. John Taylor	12

1,000-YD SEASONS, Career

Player	Seasons
1. Jerry Rice	12
2. Terrell Owens	5
3. Anquan Boldin	2
John Taylor	2



ALL-TIME REGULAR SEASON RECEIVING

TOP SINGLE-GAME RECEIVING

MOST RECEIVING YARDS

Player	Game	Yards
1. Jerry Rice (WR)	vs. Min. (12/18/95)	289
2. John Taylor (WR)	at LA Rams (12/11/89)	286
3. Terrell Owens (WR)	vs. Chi. (12/17/00)	283
4. Jerry Rice (WR)	vs. LA Rams (12/9/85)	241
5. Dave Parks (WR)	at Bal. (10/3/65)	231
6. Jerry Rice (WR)	at Atl. (10/14/90)	225
Bernie Casey (WR)	at Chi. (11/13/66)	225
7. George Kittle (TE)	vs. Den. (12/9/18)	210
9. Anquan Boldin (WR)	vs. GB (9/8/13)	208
10. Jerry Rice (WR)	at Was. (11/17/86)	204

MOST RECEPTIONS

Player	Game	Rec
1. Terrell Owens	vs. Chi. (12/17/00)	20
2. Jerry Rice	vs. LA Rams (11/20/94)	16
3. Jerry Rice	vs. Min. (12/18/95)	14
4. Anquan Boldin	vs. GB (9/8/13)	13
Eric Johnson	vs. Arz. (10/10/04)	13
Terrell Owens	vs. Phi. (11/25/02)	13
Jerry Rice	at Atl. (10/14/90)	13

MOST RECEIVING TOUCHDOWNS

Player	Game	TD
1. Jerry Rice	at Atl. (10/14/90)	5
2. Jerry Rice	at TB (11/14/93)	4
3. (17 times) Last: Vernon Davis	at Hou. (10/25/09)	3

RECEIVING AVERAGE (5+ RECEPTIONS)

Player	Game	Avg
1. John Taylor	at Atl. (12/3/89), 5–162	32.4
2. Jerry Rice	at Dal. (11/12/95), 5–161	32.2
3. Gene Washington	vs. NE (10/31/71), 5–160	32.0
4. Jerry Rice	at GB (11/4/90), 6–187	31.2
5. George Kittle	vs. Den. (12/9/18)	30.0

MOST CONSECUTIVE GAMES WITH A RECEPTION

Player	Game(s)	Games
1. Jerry Rice	(12/9/85) to (12/23/00)	225*
2. Terrell Owens	(10/20/96) to (12/21/03)	115
3. Dwight Clark	(9/14/80) to (9/13/87)	105

* NFL Record (streak extended to 274 in '04 as member of Raiders)

MOST RECEIVING TOUCHDOWNS, Season

Player	TD
1. Jerry Rice (1987).....	22
2. Jerry Rice (1989).....	17
3. Terrell Owens (2001).....	16
4. Jerry Rice (1995).....	15
Jerry Rice (1993).....	15
Jerry Rice (1986).....	15
7. Terrell Owens (1998).....	14
Jerry Rice (1991).....	14
9. (6 times) Last: Vernon Davis (2013).....	13

MOST RECEIVING YARDS, Season

Player	Yards
1. Jerry Rice (1995).....	1,848
2. Jerry Rice (1986).....	1,570
3. Jerry Rice (1993).....	1,503
4. Jerry Rice (1990).....	1,502
5. Jerry Rice (1994).....	1,499
6. Jerry Rice (1989).....	1,483
7. Terrell Owens (2000).....	1,451
8. Terrell Owens (2001).....	1,412
9. Dave Parks (1965).....	1,344
10. Jerry Rice (1988).....	1,306

CONSECUTIVE GAMES WITH A TOUCHDOWN RECEPTION

Player	Games
1. Jerry Rice (12/19/86 to 12/27/87).....	13
2. Terrell Owens (11/8/98 to 12/27/98).....	8
Jerry Rice (12/8/89 to 11/27/89).....	8
Dave Parks (11/7/65 to 9/11/66).....	8

BEST RECEIVING AVERAGE, Season

Player	Avg
1. Freddie Solomon (1983).....	21.4
2. Gene Washington (1974).....	21.2
3. Gene Washington (1970).....	20.8
4. Jerry Rice (1988).....	20.4
5. Torrey Smith (2015).....	20.1

(min. 25 receptions)

MOST 100-YARD RECEIVING GAMES, Season

Player	Games
1. Jerry Rice (1995).....	9
2. Jerry Rice (1989).....	8
3. Jerry Rice (1990).....	7
4. Terrell Owens (2001).....	6
Dwight Clark (1982).....	6

CONSECUTIVE 100-YARD RECEIVING GAMES

Player	Games
1. Jerry Rice (10/29/95 to 11/20/95).....	4
2. Jerry Rice (12/10/95 to 12/24/95).....	3
Jerry Rice (9/10/89 to 9/24/89).....	3
Jerry Rice (9/11/88 to 9/25/88).....	3
Jerry Rice (11/15/87 to 11/29/87).....	3
Dwight Clark (12/11/82 to 12/26/82).....	3
Dwight Clark (9/12/82 to 11/21/82).....	3



ALL-TIME REGULAR SEASON SCRIMMAGE YARDS

ALL-TIME LEADERS IN TOTAL YARDS FROM SCRIMMAGE

Player	Years	Gms	Touches	Yards	Avg	Yds/Gm	TD
1. Jerry Rice (WR)	1985–2000 (16)	238	1,365	19,872	14.6	83.5	186
2. Frank Gore (RB)	2005–2014 (10)	148	2,784	13,956	5.0	94.3	75
3. Roger Craig (RB)	1983–1990 (8)	121	2,194	11,506	5.2	95.1	66
4. Terrell Owens (WR)	1996–2003 (8)	121	613	8,734	14.2	72.2	83
5. Joe Perry (RB)	1950–1960, '63 (12)	131	1,660	8,624	5.2	65.8	57
6. Ken Willard (RB)	1965–1973 (9)	125	1,855	8,086	4.4	64.7	61
7. Garrison Hearst (RB)	1997–2003 (7)	73	1,363	7,139	5.2	97.8	33
8. Hugh McElhenny (HB)	1952–1960 (9)	97	1,072	6,954	6.5	71.7	50
9. Dwight Clark (WR)	1979–1987 (9)	134	512	6,800	13.3	50.7	48
10. Gene Washington (WR)	1969–1977 (9)	124	376	6,663	17.7	53.7	59
11. Billy Wilson (E)	1951–1960 (10)	100	407	5,902	14.5	59.0	49
12. Vernon Davis (TE)	2006–2015 (10)	139	447	5,655	12.7	40.7	55
13. John Taylor (WR)	1987–1995 (9)	121	353	5,629	15.9	46.5	43
14. J.D. Smith (HB)	1956–1964 (9)	97	1,128	5,479	4.9	56.5	42
15. Freddie Solomon (WR)	1978–1985 (8)	114	357	5,202	14.6	45.6	46
16. Brent Jones (TE)	1987–1997 (11)	143	417	5,195	12.5	36.3	33
17. Kevan Barlow (RB)	2001–2005 (5)	72	1,028	4,757	4.6	66.1	27
18. Tom Rathman (RB)	1986–1993 (8)	115	810	4,392	5.4	38.2	34
19. Michael Crabtree (WR)	2009–2014 (6)	79	350	4,345	12.4	55.0	26
20. Ricky Watters (RB)	1992–1994 (3)	43	793	4,290	5.4	99.8	33

MOST TOTAL YARDS FROM SCRIMMAGE IN SINGLE SEASON

Player	Year	Touches	Yards	Avg	Yds/Gm	TD
1. Frank Gore	2006	373	2,180	5.8	136.3	9
2. Garrison Hearst	1998	349	2,105	6.0	131.6	9
3. Roger Craig	1985	306	2,066	6.8	129.1	15
4. Roger Craig	1988	386	2,036	5.3	127.3	10
5. Jerry Rice	1995	127	1,884	14.8	117.8	16
6. Charlie Garner	2000	326	1,789	5.5	111.8	10
7. Charlie Garner	1999	297	1,764	5.9	110.3	6
8. Jerry Rice	1986	96	1,642	17.1	102.6	16
9. Ricky Watters	1994	305	1,596	5.2	99.8	11
10. Jerry Rice	1994	119	1,592	13.4	99.5	15
11. Jerry Rice	1993	101	1,572	15.6	98.3	16
12. Garrison Hearst	2001	293	1,553	5.3	97.1	5
13. Frank Gore	2007	313	1,538	4.9	102.5	6
14. Roger Craig	1989	320	1,527	4.8	95.4	7
15. Frank Gore	2009	281	1,526	5.4	109.0	13

Led NFL

Led Conference

MOST TOUCHES, Career

Player	Touches
1. Frank Gore.....	2,784
2. Roger Craig.....	2,194
3. Ken Willard.....	1,855
4. Joe Perry.....	1,660
5. Jerry Rice.....	1,365
6. Garrison Hearst.....	1,363
7. J.D. Smith.....	1,128
8. Hugh McElhenny.....	1,072
9. Kevan Barlow.....	1,028
10. Wilbur Jackson.....	893

BEST YARDS PER TOUCH, Career

Player	Avg
1. Jerry Rice.....	14.6
2. Hugh McElhenny.....	6.5
3. Tom Rathman.....	5.4
4. Ricky Watters.....	5.4
5. Roger Craig.....	5.2
6. Garrison Hearst.....	5.2
7. Joe Perry.....	5.2
8. Delvin Williams.....	5.1
9. Frank Gore.....	5.0
10. J.D. Smith.....	4.9

(min. 750 touches)

MOST TOUCHES, Season

Player	Touches
1. Roger Craig (1988).....	386
2. Frank Gore (2006).....	373
3. Garrison Hearst (1998).....	349
4. Charlie Garner (2000).....	326
5. Roger Craig (1989).....	320

BEST YARDS PER TOUCH, Season

Player	Avg
1. Jerry Rice (1993).....	15.6
2. Dwight Clark (1982).....	15.2
3. Jerry Rice (1995).....	14.8
4. Jerry Rice (1990).....	14.7
5. Terrell Owens (2000).....	14.6

(min. 100 touches)

TOP SINGLE-GAME SCRIMMAGE YARD TOTALS

MOST YARDS IN SINGLE GAME

Player	Game	Yards
1. Jerry Rice	vs. Min. (12/18/95)	299
2. Terrell Owens	vs. Chi. (12/17/00)	288
3. John Taylor	at LA Rams (12/11/89)	286
4. Delvin Williams	vs. Was. (11/7/76)	279
5. Jerry Rice	vs. LA Rams (12/9/85)	255
6. Frank Gore	vs. Sea. (9/20/09)	246
7. Frank Gore	vs. Sea. (11/19/06)	238
8. Charlie Garner	at Dal. (9/24/00)	235
9. Dave Parks	at Bal. (10/3/65)	231
10. Garrison Hearst	vs. NYJ (9/6/98)	225
Jerry Rice	at Atl. (10/14/90)	225
Bernie Casey	at Chi. (11/13/66)	225

MOST TOUCHES IN SINGLE GAME

Player	Game	Touches
1. Maurice Hicks	at Arz. (12/12/04)	39
Charlie Garner	at Dal. (9/24/00)	39
3. Delvin Williams	at StL (10/31/76)	35
4. Derek Loville	vs. Buf. (12/3/95)	34
5. Frank Gore	at Den. (12/31/06)	33
Frank Gore	at Sea. (12/14/06)	33
Kevan Barlow	at Phi. (12/21/03)	33
Garrison Hearst	vs. Sea. (12/1/02)	33
J.D. Smith	at Bal. (10/7/62)	33
10. (4x) Last: Frank Gore	vs. Det. (12/27/09)	32



ALL-TIME REGULAR SEASON INTERCEPTIONS

ALL-TIME INTERCEPTION LEADERS

Player	Years	Gms	INT	Yards	Avg	Lg	TD
1. Ronnie Lott	1981–1990 (10)	129	51	643	12.6	83t	5
2. Jimmy Johnson	1961–1976 (16)	213	47	615	13.1	63	2
3. Kermit Alexander	1963–1969 (7)	94	36	499	13.9	66t	1
4. Merton Hanks	1991–1998 (8)	125	31	380	12.3	67t	2
5. Dwight Hicks	1979–1985 (7)	96	30	586	19.5	72	3
6. Lowell Wagner	1950–1953, '55 (5)	47	25	331	13.2	40	0
7. Tony Parrish	2002–2006 (5)	66	22	504	22.9	60	1
Don Griffin	1986–1993 (8)	114	22	49	2.2	23	0
Rex Berry	1951–1956 (6)	66	22	404	18.4	44t	3
10. Dave Baker	1959–1961 (3)	38	21	294	14.0	40	0
11. Tim McDonald	1993–1999 (7)	111	20	325	16.3	73t	3
Dick Moegle	1955–1959 (5)	47	20	232	11.6	40	1
13. Zack Bronson	1997–2003 (7)	84	19	346	18.2	97t	2
14. Eric Wright	1981–1990 (10)	110	18	256	14.2	60t	2
Bruce Taylor	1970–1977 (8)	109	18	201	11.2	70	0
16. Carlton Williamson	1981–1987 (7)	88	17	294	17.3	82	1
17. Tim McKyer	1986–1989 (4)	51	16	62	3.9	21t	1
18. Walt Harris	2006–2008 (3)	46	15	151	10.1	42	1
Abe Woodson	1958–1964 (7)	89	15	159	10.6	61	0
20. Dashon Goldson	2007–2012 (6)	81	14	152	10.9	39t	1
Skip Vanderbunt	1969–1977 (9)	119	14	165	11.8	37t	2
Frank Nunley	1967–1976 (10)	137	14	136	9.7	24	0
Dave Wilcox	1964–1974 (11)	153	14	149	10.6	35	1

MOST INTERCEPTIONS IN SINGLE SEASON

Player	Year	INT	Yards	Avg	Lg	TD
1. Ronnie Lott	1986	10	134	13.4	57t	1
Dave Baker	1960	10	96	9.6	28	0
3. Tony Parrish	2003	9	202	22.4	49	0
Dwight Hicks	1981	9	239	26.6	72	1
Kermit Alexander	1968	9	155	17.2	66t	1
Lowell Wagner	1951	9	115	12.8	40	0
7. Walt Harris	2006	8	84	10.5	42	1
Dick Moegle	1957	8	107	13.4	40	0
Jim Cason	1951	8	147	18.4	65t	1
10. Tony Parrish	2002	7	204	29.1	60	0
Ahmed Plummer	2001	7	45	6.4	24	0
Zack Bronson	2001	7	165	23.6	97t	2
Merton Hanks	1994	7	93	13.3	38	0
Dave Waymer	1990	7	64	9.1	24	0
Tim McKyer	1988	7	11	1.6	7	0
Eric Wright	1983	7	164	23.4	60t	2
Ronnie Lott	1981	7	117	16.7	41t	3
Rex Berry	1953	7	142	20.3	29	1

Led NFL

Led Conference

MOST INT RETURN YARDS, Career

Player	Yards
1. Ronnie Lott	643
2. Jimmy Johnson	615
3. Dwight Hicks	586
4. Tony Parrish	504
5. Kermit Alexander	499
6. Rex Berry	404
7. Merton Hanks	380
8. Zack Bronson	346
9. Lowell Wagner	331
10. Tim McDonald	325

MOST INTs RETURNED FOR TD, Career

Player	TD
1. Ronnie Lott	5
2. Rex Berry	3
Dwight Hicks	3
Tim McDonald	3
Deion Sanders	3
6. (10 Players) Last: Patrick Willis	2

MOST INT RETURN YARDS, Season

Player	Yards
1. Deion Sanders (1994)	303
2. Dwight Hicks (1981)	239
3. Tony Parrish (2002)	204
4. Tony Parrish (2004)	202
5. Zack Bronson (2001)	165

MOST INTs RETURNED FOR TD, Season

Player	TD
1. Deion Sanders (1994)	3
Ronnie Lott (1981)	3
3. Zack Bronson (2001)	2
Tim McDonald (1995)	2
Ken Norton (1995)	2
Tom Holmoe (1986)	2
Dwight Hicks (1983)	2
Eric Wright (1983)	2
Skip Vanderbunt (1972)	2

MOST INTs BY A NON-DB, Season

Player	INT
1. Jim Fahnhorst, LB (1986)	4
Keena Turner, LB (1984)	4
Frank Nunley, LB (1974)	4

TOP SINGLE-GAME INTERCEPTION TOTALS

MOST INTERCEPTIONS IN SINGLE GAME

Player	Game	INT
1. Dave Baker	at LA Rams (12/4/60)	4
2. Walt Harris	vs. Oak. (10/8/06)	3
Ronnie Heard	vs. Arz. (10/27/02)	3
Rod Woodson	vs. NO (9/14/97)	3
Eric Wright	at Min. (9/8/83)	3
Tony Leonard	vs. Cin. (10/1/78)	3
Dave Baker	at Dal. (11/20/60)	3

MOST INTs RETURNED FOR TD IN SINGLE GAME

Player	Game	INT
1. Ken Norton	at StL (10/22/95)	2
2. 51 Players	70 Times	1

MOST INTERCEPTION RETURN YARDS IN SINGLE GAME

Player	Game	Yards
1. Dwight Hicks	at Was. (10/4/81)	104
2. Zack Bronson	at Chi. (10/28/01)	97
3. Merton Hanks	vs. NO (11/22/93)	94
Al Randolph	vs. Chi. (12/11/66)	94
5. Deion Sanders	at Atl. (10/16/94)	93
6. Deion Sanders	at SD (12/11/94)	90
Kermit Alexander	at Pit. (11/24/68)	90
8. NaVorro Bowman	vs. Atl. (12/23/13)	89
9. Tory Nixon	at GB (10/26/86)	88
10. Patrick Willis	at Sea. (9/14/08)	86
Eric Davis	vs. StL (11/26/95)	86



ALL-TIME REGULAR SEASON SACKS

ALL-TIME SACK LEADERS

Player	Years	Sacks
1. Bryant Young (DT)	1994–2007 (14)	89.5
2. Charles Haley (LB)	1986–1999 (7)	66.5
3. Ahmad Brooks (LB)	2009–2016 (8)	51.5
4. Dana Stubblefield (DT)	1993–2002 (7)	46.5
5. Dwaine Board (DE)	1982–1988 (10)	45.0
6. Aldon Smith (LB)	2011–2014 (4)	44.0
7. Justin Smith (DT)	2008–2014 (7)	43.5
8. Chris Doleman (DE)	1996–1998 (3)	38.0
9. Andre Carter (DE)	2001–2005 (5)	32.0
10. Jeff Stover (DE)	1982–1988 (7)	30.5
11. Roy Barker (DE)	1996–1998 (3)	30.0
12. Pierce Holt (DE)	1988–1992 (5)	29.5
13. Larry Roberts (DE)	1986–1993 (8)	28.0
Fred Dean (DE)	1981–1985 (5)	28.0
15. Tim Harris (LB)	1991–1995 (4)	26.0
16. Kevin Fagan (DE)	1987–1993 (7)	25.5
17. Dennis Brown (DE)	1990–1996 (7)	24.5
18. Michael Carter (NT)	1984–1992 (9)	22.5
19. Parys Haralson (LB)	2006–2012 (7)	21.5
Julian Peterson (LB)	2000–2005 (6)	21.5

Note: Includes figures since 1982, when sacks first became an official statistic

MOST SACKS IN SINGLE SEASON

Player	Year	Sacks
1. Aldon Smith	2012	19.5
2. Fred Dean	1983	17.5
3. Tim Harris	1992	17.0
4. Charles Haley	1990	16.0
5. Chris Doleman	1998	15.0
Dana Stubblefield	1997	15.0
7. Aldon Smith	2011*	14.0
8. Dwaine Board	1983	13.0
9. Andre Carter	2002	12.5
Roy Barker	1996	12.5

Led Conference *Rookie Year

MOST SACKS IN SINGLE GAME

Player	Game	Sacks
1. Fred Dean	vs. NO (11/13/83)	6.0
2. Aldon Smith	vs. Chi. (11/19/12)	5.5
3. Roy Barker	at StL (10/25/98)	4.0
Chris Doleman	at NO (10/11/98)	4.0
Dana Stubblefield	at Phi. (11/10/97)	4.0
Pierce Holt	vs. NYG (11/27/89)	4.0
Dwaine Board	at LA Raiders (9/22/85)	4.0

ALL-TIME REGULAR SEASON PUNTING

ALL-TIME LEADING PUNTERS (BY AVERAGE)

Player	Years	Punts	Yards	Avg	Net	Lg	In20	Blk
1. Andy Lee	2004–2014 (11)	941	43,468	46.2	39.5	82	300	4
2. Tommy Davis	1959–1969 (11)	511	22,833	44.7	NA	82	NA	2
3. Bradley Pinion	2015–* (4)	332	14,500	43.7	39.9	65	111	1
4. Frankie Albert	1950–1952 (3)	139	5,830	41.9	NA	70	NA	1
5. Tommy Thompson	1995–1997 (3)	208	8,711	41.9	35.6	65	55	3
6. Tom Wittum	1973–1977 (5)	380	15,494	40.8	NA	68	NA	9
7. Jim Miller	1980–1982 (3)	214	8,686	40.6	31.7	80	36	1
8. Jason Baker	2001–2002 (2)	111	4,501	40.5	34.1	64	33	0
9. Max Runager	1984–1988 (5)	281	11,394	40.5	33.8	62	36	1
10. Klaus Wilmsmeyer	1992–1994 (3)	145	5,871	40.5	35.0	61	48	0

*minimum 100 punts

BEST PUNTING AVERAGE IN SINGLE SEASON

Player	Year	Punts	Yards	Avg	Net	Lg	In20	Blk
1. Andy Lee	2011	78	3,970	50.9	44.0	68	28	1
2. Andy Lee	2013	79	3,804	48.2	41.7	62	27	0
3. Andy Lee	2012	67	3,226	48.1	43.2	66	36	0
4. Andy Lee	2008	66	3,155	47.8	39.0	82	13	1
5. Andy Lee	2009	99	4,711	47.6	41.0	64	30	0
6. Andy Lee	2007	105	4,968	47.3	41.0	74	42	0
7. Andy Lee	2014	72	3,369	46.8	39.6	71	28	1
8. Andy Lee	2010	91	4,203	46.2	38.2	64	34	0
9. Tommy Davis	1965	54	2,471	45.8	NA	65	NA	0
10. Tommy Davis	1959	59	2,694	45.7	NA	71	NA	0

Led NFL

Led Conference

+ NFL Record

MOST PUNTS IN SINGLE GAME

Player	Game	Punts
1. Tom Wittum	vs. LA Rams (11/21/76)	11
2. Andy Lee	vs. Sea. (9/30/07)	10
Jim Miller	vs. Atl. (11/8/81)	10
Jim Miller	vs. LA Rams (10/25/81)	10
Mike Connell	at Atl. (11/5/78)	10
Mike Connell	vs. Cin. (10/1/78)	10
Tom Wittum	at Atl. (11/6/77)	10
Tom Wittum	vs. Atl. (10/23/76)	10
Tommy Davis	at Det. (10/6/63)	10

BEST PUNT AVG. IN SINGLE GAME

Player	Game	Avg
1. Andy Lee	vs. Sea. (9/11/11)	59.6
2. Andy Lee	at Bal. (11/24/11)	57.6
3. Andy Lee	at Pit. (9/23/07)	57.2
4. Andy Lee	at StL (1/1/12)	56.8
5. Andy Lee	at NE (12/16/12)	56.6
6. Andy Lee	vs. Dal. (9/18/11)	55.3
7. Klaus Wilmsmeyer	vs. Det. (10/9/94)	55.0
8. Andy Lee	at StL (12/21/08)	54.8

*minimum 4 punts

MOST PUNTS, Career

Player	Punts
1. Andy Lee	941
2. Tommy Davis	511
3. Tom Wittum	380
4. Max Runager	281
5. Steve Spurrier	230

MOST PUNTS INSIDE 20, Career

Player	In20
1. Andy Lee	300
2. Bradley Pinion	111
3. Max Runager	84
4. Tommy Thompson	55
5. Barry Helton	50

*inside-the-20 became official stat in 1976

MOST PUNTS, Season

Player	Punts
1. Andy Lee (2005)	107
2. Andy Lee (2007)	105
3. Bradley Pinion (2016)	100
4. Andy Lee (2009)	99
5. Andy Lee (2004)	96
Mike Connell (1978)	96

MOST PUNTS INSIDE 20, Season

Player	In20
1. Andy Lee (2007)	42
2. Andy Lee (2012)	36
3. Andy Lee (2010)	34
4. Bradley Pinion (2017)	31
Bradley Pinion (2015)	31
6. Andy Lee (2009)	30
Max Runager (1985)	30

*inside-the-20 became official stat in 1976



ALL-TIME REGULAR SEASON PUNT RETURNS

ALL-TIME LEADERS IN PUNT RETURNS (BY AVERAGE)

Player	Years	PR	FC	Yards	Avg	Lg	TD
1. Manfred Moore	1974–1975 (2)	21	0	309	14.7	88t	1
2. Jim Cason	1950–1952, '54 (4)	24	NA	288	12.0	33	0
3. Ted Ginn Jr.	2010–2012 (3)	94	48	1,113	11.8	78t	2
4. Allen Rossum	2008–2009 (2)	27	8	307	11.4	45	0
5. Iheanyi Uwaezuoke	1996–1998 (3)	34	14	373	11.0	36	0
6. LaMichael James	2012–2014 (3)	23	12	251	10.9	40	0
7. Dana McLemore	1982–1987 (6)	142	38	1,531	10.8	93t	4
8. Jimmy Williams	2001–2004 (4)	55	18	576	10.5	89t	1
9. Dexter Carter	1990–1996 (7)	117	56	1,213	10.4	78t	2
10. John Taylor	1987–1995 (9)	149	55	1,517	10.2	95t	2

*minimum 20 returns

BEST PUNT RETURN AVERAGE IN SINGLE SEASON

Player	Year	PR	FC	Yards	Avg	Lg	TD
1. Jimmy Williams	2002	20	8	336	16.8	89t	1
2. Hugh McElhenny	1952	20	NA	284	14.2	94t	1
3. Ted Ginn Jr.	2010	24	18	321	13.4	78t	1
4. Joe Arenas	1951	21	NA	272	13.0	51	0
5. John Taylor	1988	44	7	556	12.6	95t	2
6. Dana McLemore	1987	21	7	265	12.6	83t	1
7. Ted Ginn Jr.	2011	38	18	466	12.3	55t	1
8. Dexter Carter	1993	34	20	411	12.1	72t	1
9. Bruce Taylor	1970	43	10	516	12.0	76	0
10. John Taylor	1989	36	20	417	11.6	37	0

*minimum 20 returns

Led NFL

Led Conference

TOP SINGLE-GAME PUNT RETURN PERFORMANCES

MOST PUNT RETURN YARDS IN SINGLE GAME

Player	Game	Yards
1. Tony Leonard	vs. NO (10/17/76)	141
2. Bruce Taylor	at Hou. (11/15/70)	133
3. Dexter Carter	vs. Min. (10/3/93)	131
4. Dexter Carter	vs. Min. (12/18/95)	126
5. Dana McLemore	vs. LA Rams (1/2/83)	125

MOST PUNT RETURNS IN SINGLE GAME

Player	Game	Returns
1. Tony Leonard	vs. NO (10/17/76)	9
Ralph McGill	at Atl. (10/29/72)	9
3. Michael Lewis	vs. StL (11/18/07)	7
Dana McLemore	at NO (11/25/84)	7
Tony Leonard	at Atl. (11/6/77)	7
Tony Leonard	vs. LA Rams (11/21/76)	7
Ralph McGill	at Phi. (11/30/75)	7
Ralph McGill	vs. Atl. (10/12/75)	7

BEST PUNT RETURN AVERAGE IN SINGLE GAME

Player	Game	Avg
1. Ted Ginn Jr.	at StL (12/26/10)	32.3
2. Dexter Carter	vs. Min. (12/18/95)	31.5
3. Dana McLemore	vs. LA Rams (1/2/83)	31.3
4. Abe Woodson	at GB (10/21/62)	30.3
5. John Taylor	vs. Was. (11/21/88)	28.3
6. Chuck Levy	at Phi. (11/10/97)	27.3
7. Dexter Carter	vs. Min. (10/3/93)	26.2
8. Dana McLemore	at NYG (10/8/84)	25.8
9. Bruce Taylor	vs. NYG (12/21/75)	25.7
10. Freddie Solomon	vs. TB (10/26/80)	25.0

*minimum of 3 punt returns

MOST PUNT RETURNS, Career

Player	PR
1. John Taylor	149
2. Dana McLemore	142
Bruce Taylor	142
4. Joe Arenas	124
5. Kermit Alexander	120
6. Dexter Carter	117
7. Freddie Solomon	106
8. Ralph McGill	105
Abe Woodson	105
10. Hugh McElhenny	99

MOST PUNT RETURN YARDS, Career

Player	Yards
1. Dana McLemore	1,531
2. John Taylor	1,517
3. Bruce Taylor	1,323
4. Dexter Carter	1,213
5. Ted Ginn Jr.	1,113
6. Ralph McGill	964
7. Abe Woodson	949
8. Freddie Solomon	804
9. Kermit Alexander	782
10. Joe Arenas	774

MOST PUNT RETURN TDs, Career

Player	TD
1. Dana McLemore	4
2. Kermit Alexander	2
Dexter Carter	2
Ted Ginn Jr.	2
Freddie Solomon	2
John Taylor	2
Abe Woodson	2

MOST PUNT RETURNS, Season

Player	PR
1. R.W. McQuarters (1998)	47
2. Dana McLemore (1984)	45
3. Michael Lewis (2007)	44
John Taylor (1988)	44
5. Bruce Taylor (1970)	43
6. Ted Ginn Jr. (2011)	38
Dexter Carter (1996)	38
Don Griffin (1986)	38
Dana McLemore (1985)	38
10. Dexter Carter (1996)	36
John Taylor (1989)	36

MOST PUNT RETURN TDs, Season

Player	TD
1. John Taylor (1988)	2
Freddie Solomon (1980)	2



ALL-TIME REGULAR SEASON KICKOFF RETURNS

ALL-TIME LEADERS IN KICKOFF RETURNS (BY AVERAGE)

Player	Years	KR	Yards	Avg	Lg	TD
1. Abe Woodson	1958–1964 (7)	166	4,873	29.4	105t	5
2. LaMichael James	2012–2014 (3)	26	738	28.4	62	0
3. Joe Arenas	1951–1957 (7)	139	3,798	27.3	96	1
4. Allen Rossum	2008–2009 (2)	54	1,411	26.1	104t	1
5. Lenny Lyles	1959–1960 (2)	42	1,091	26.0	97t	1
6. Vic Washington	1971–1973 (3)	84	2,178	25.9	98t	1
7. Bruce Ellington	2014–2016 (3)	50	1,279	25.6	40	0
8. Mike Holmes	1974–1975 (2)	27	671	24.9	57	0
9. J.D. Smith	1956–1964 (9)	36	882	24.5	39	0
10. Amos Lawrence	1981–1982 (2)	26	627	24.1	92t	1

*minimum 25 returns

BEST KICKOFF RETURN AVERAGE IN SINGLE SEASON

Player	Year	KR	Yards	Avg	Lg	TD
1. Joe Arenas	1953	16	551	34.4	82	0
2. Abe Woodson	1963	29	935	32.2	103t	3
3. Abe Woodson	1962	37	1,157	31.3	79	0
4. Lenny Lyles	1960	17	526	30.9	97t	1
5. Joe Arenas	1956	27	801	29.7	96	1
6. Abe Woodson	1960	17	498	29.3	64	0
7. Abe Woodson	1961	27	782	29.0	98t	1
8. Vic Washington	1972	27	771	28.6	98t	1
9. Ted Ginn Jr.	2011	29	800	27.6	102t	1
10. Abe Woodson	1964	32	880	27.5	70	0

*minimum 1.25 ret/game

Led NFL

Led Conference

TOP SINGLE-GAME KICKOFF RETURN PERFORMANCES

MOST KICKOFF RETURN YARDS IN SINGLE GAME

Player	Game	Yards
1. Abe Woodson	vs. Det. (11/11/62)	210
2. Abe Woodson	at Det. (9/23/62)	205
3. Lenny Lyles	vs. Bal. (12/18/60)	202
4. Maurice Hicks	vs. SD (10/15/06)	195
5. Allen Rossum	vs. Phi. (10/12/08)	194

MOST KICKOFF RETURNS IN SINGLE GAME

Player	Game	Returns
1. Maurice Hicks	vs. SD (10/15/06)	9
Allen Rossum	vs. Phi. (10/12/08)	9
3. Maurice Hicks	at Was. (10/23/05)	8
4. (15 times) Last: Ted Ginn Jr.	at SD (12/16/10)	7

BEST KICKOFF RETURN AVERAGE IN SINGLE GAME

Player	Game	Avg
1. Lenny Lyles	vs. Bal. (12/18/60)	67.3
2. Doug Cunningham	vs. NO (10/22/67)	53.0
3. Abe Woodson	vs. Min. (9/29/63)	51.0
4. Allen Rossum	vs. Arz. (11/10/08)	46.5
5. Amos Lawrence	vs. LA Rams (11/22/81)	46.0
Abe Woodson	vs. NYG (11/17/63)	46.0

*minimum of 3 kickoff returns

MOST KICKOFF RETURNS FOR TOUCHDOWN IN SINGLE GAME

Player	Game	TD
1. (21 times) Last: Ted Ginn Jr.	vs. Sea. (9/11/11)	1

MOST KICKOFF RETURNS, Career

Player	KR
1. Dexter Carter	217
2. Maurice Hicks	185
3. Abe Woodson	166
4. Joe Arenas	139
5. Kermit Alexander	137
6. Ted Ginn Jr.	87
7. Vic Washington	84
8. Carl Monroe	76
9. James Owens	72
10. Paul Hofer	68
Doug Cunningham	68

MOST KICKOFF RETURN YARDS, Career

Player	Yards
1. Abe Woodson	4,873
2. Dexter Carter	4,707
3. Maurice Hicks	4,242
4. Joe Arenas	3,798
5. Kermit Alexander	3,271
6. Vic Washington	2,178
7. Ted Ginn Jr.	2,045
8. James Owens	1,728
9. Carl Monroe	1,660
10. Doug Cunningham	1,613

MOST KICKOFF RETURN TDs, Career

Player	TD
1. Abe Woodson	5
2. Dexter Carter	2
James Owens	2
Dave Williams	2
5. (10 times) Last: Ted Ginn Jr.	1

MOST KICKOFF RETURNS, Season

Player	KR
1. Maurice Hicks (2007)	63
2. Maurice Hicks (2006)	57
3. Vinny Sutherland (2001)	50
4. Dexter Carter (1994)	48
5. Ted Ginn Jr. (2010)	47
Allen Rossum (2008)	47
7. Dexter Carter (1996)	41
Dexter Carter (1990)	41
James Owens (1979)	41

MOST KICKOFF RETURN TDs, Season

Player	TD
1. Abe Woodson (1963)	3
2. (19x) Last: Richie James Jr. (2018)	1



49ERS LONGEST PLAYS

LONGEST RUNS FROM SCRIMMAGE

96t	Garrison Hearst vs. NYJ	9/6/98
90t	Colin Kaepernick vs. SD	12/20/14
89t	Hugh McElhenny at Dal. Texans	10/5/52
86t	Hugh McElhenny at GB	11/18/56
82t	Hugh McElhenny vs. Dal. Texans	10/26/52
80	Wilbur Jackson vs. NO	11/27/77
80t	Frank Gore vs. Sea	9/20/09
80t	Delvin Williams vs. Was.	11/7/76
80t	J.D. Smith vs. GB	12/7/58
79t	Frank Gore vs. Sea	9/20/09
78t	Kevan Barlow vs. Pit.	11/17/03
78t	Joe Perry vs. Dal. Texans	10/26/52
78t	Joe Perry vs. GB	12/10/50

LONGEST RUNS FROM SCRIMMAGE BY QUARTERBACK

90t	Colin Kaepernick vs. SD	12/20/14
50t	Colin Kaepernick vs. Mia.	12/9/12
50	Colin Kaepernick at StL	12/2/12
49t	Steve Young vs. Min.	10/30/88
45	Y.A. Tittle at Bal. Colts	11/24/57
44t	Blaine Gabbert at Chi.	12/6/15
42	Frankie Albert at GB	11/26/50

LONGEST PASSES

97t	Steve Young to John Taylor at Atl.	11/3/91
96t	Joe Montana to Jerry Rice at SD	11/27/88
95t	Joe Montana to John Taylor at LA Rams	12/11/89
93t	Steve DeBerg to Freddie Solomon vs. Atl.	9/28/80
92t	Joe Montana to John Taylor at LA Rams	12/11/89
89t	Tim Rattay to Brandon Lloyd vs. Dal.	9/25/05
85t	Nick Mullens to George Kittle vs. Den.	12/9/18
85t	Jim Plunkett to Delvin Williams vs. Was.	11/7/76
83t	John Brodie to Dave Parks at LA Rams	10/18/64
83t	C.J. Beathard to Marquise Goodwin vs. NYG	11/12/17
82t	C.J. Beathard to George Kittle at LAC	9/30/18
82	Steve Young to Terry Kirby at Atl.	10/19/97
81t	Steve Young to Garrison Hearst vs. NO	11/22/98
81t	Elvis Grbac to Jerry Rice at Dal.	11/12/95
81t	Steve Spurrier to Ted Kwalick vs. NO	10/22/72
80t	(8x) Last time: C. Kaepernick to Brandon Lloyd at StL	10/13/14

LONGEST PUNTS

86	Larry Barnes vs. Chi.	9/29/57
82	Andy Lee vs. NE	10/5/08
82	Tommy Davis vs. Min.	9/30/62
81	Andy Lee at TB	11/21/04
81	Tommy Davis at StL Cardinals	11/25/62
80	Jim Miller at Den.	9/19/82
79	Tommy Davis at Chi.	10/14/62
76	Larry Barnes vs. Bal.	12/8/57
75	Verl Lillywhite vs. Cle.	9/30/57
74	Andy Lee vs. Bal.	10/7/07
74	Tommy Davis vs. Chi.	10/30/51
72	Jon Kilgore vs. Chi.	12/6/69
71	Andy Lee at Den.	10/19/14
71	Andy Lee vs. Sea	9/30/07
71	Andy Lee at StL	9/16/07
71	Tommy Davis vs. Chi.	10/25/59

LONGEST PUNT RETURNS

95t	John Taylor vs. Was.	11/21/88
94t	Hugh McElhenny at Chi.	10/19/52
93t	Dana McLemore vs. LA Rams	1/2/83
89t	Jimmy Williams vs. Sea	12/1/02
88t	Manfred Moore vs. Atl.	11/24/74
85t	Abe Woodson at GB	10/21/62
83t	Dana McLemore vs. Chi.	12/14/87
80t	Abe Woodson vs. Det.	11/5/61
79t	Dana McLemore at NYG	10/8/84
78t	Ted Ginn Jr. at StL	12/26/10
78t	Dexter Carter vs. Min.	12/18/95

LONGEST KICKOFF RETURNS

105t	Abe Woodson at LA Rams	11/8/59
104t	Allen Rossum at Arz.	11/11/08
103t	Abe Woodson vs. Min.	9/15/63
102t	Ted Ginn Jr. vs. Sea	9/11/11
101t	Terry Kirby vs. Car.	11/16/97
101t	James Owens at Det.	11/2/80
99t	Abe Woodson at NYG	11/17/63
98t	Dexter Carter vs. NO	12/1/91
98t	Vic Washington at Atl.	10/29/72
98t	Abe Woodson at Det.	10/1/61
97t	Richie James Jr vs. Sea	12/16/18
97t	Vic Washington vs. Dal.	12/23/72
97t	Lenny Lyles vs. Bal.	12/18/60
96t	Dexter Carter at Was.	11/6/94

LONGEST INTERCEPTION RETURNS

97t	Zack Bronson at Chi.	10/28/01
94t	Alvin Randolph vs. Chi.	12/11/66
93t	Deion Sanders at Atl.	10/16/94
90t	Deion Sanders at SD	12/11/94
89t	NaVorro Bowman vs. Atl.	12/23/13
88t	Tory Nixon at GB	10/26/86
86t	Patrick Willis at Sea	9/14/08
86t	Eric Davis vs. StL	11/26/95
83t	Ronnie Lott at KC	12/26/82
82	Carlton Williamson vs. Sea	11/25/85
77t	Tom Holmoe vs. StL Cardinals	11/9/86
74t	Deion Sanders vs. NO	9/25/94
73	Eric Reid at Sea	12/14/14

LONGEST FUMBLE RETURNS

99t	Don Griffin vs. Chi.	12/23/91
96t	Lee Woodall vs. Buf.	12/3/95
80t	Dwaine Carpenter at Chi.	10/31/04
80t	Dwight Hicks at Was.	10/4/81
78t	Derrick Johnson at Arz. (Mexico City)	10/2/05
75t	Clark Miller at Det.	11/14/65
73t	Skip Vanderbundt at Dal.	11/23/72
71t	Darnell Walker at Min.	10/24/99
71	Gerard Williams vs. NO	9/23/79
66t	Windlan Hall vs. Phi.	12/2/73
65t	Keena Turner at Was.	12/1/85
63t	Tommy Hart at StL Cardinals	10/24/71

LONGEST FIELD GOALS

63	David Akers at GB	9/9/12
56	Phil Dawson at Arz.	12/29/13
56	Joe Nedney at StL	12/24/05
56	Mike Cofer at Atl.	10/14/90
55	Phil Dawson vs. KC	10/5/14
55	Phil Dawson at NO	11/17/13
55	David Akers at Det.	10/16/11
55	David Akers vs. Dal.	9/18/11
54	Phil Dawson at StL	10/14/14
54	David Akers at Sea	12/23/12
54	Steve Mike-Mayer at LA Rams	11/9/75
54	Bruce Gossett vs. NO	10/21/73
53	(10x) Last time: Robbie Gould vs. NYG	11/12/18

LONGEST RETURNS OF FIELD GOAL ATTEMPT

92t	Bruce Taylor at NO	12/13/70
74t	Nate Clements at NYG	10/19/08
62t	Johnny Jackson at Dal.	10/15/89
58t	Bruce Taylor at NO	9/26/71
41t	Donald Strickland vs. Phi.	10/12/08
38	Kermit Alexander vs. Phi.	11/20/66
30	Kermit Alexander at Phi.	9/20/64



NFL RECORDS BY 49ERS

Most Consecutive Seasons Leading NFL in Passer Rating

4 Steve Young (1991–94)

Highest Single-Game Completion Percentage (min. 15 atts.)

94.7 Alex Smith at Arz. (10/29/12)

Most Seasons Leading League in Passing Touchdowns

4 Steve Young (1992–94, '98); tied with Johnny Unitas (1957–60), Len Dawson (1962–63, 1965–66), Brett Favre (1995–97, 2003), Drew Brees (2008–09, 2011–12), Peyton Manning (2000, '04, '06, '13)

Most Receiving Touchdowns in a Game

5 Jerry Rice at Atl. (10/14/90); tied with Chi. Bob Shaw vs. Bal. (10/2/50) and SD Kellen Winslow vs. Oak. (11/22/81)

Most Interceptions in a Game

4 Dave Baker vs. LA Rams (12/4/60); tied with 12 others

Most Interceptions Returned for a Touchdown in a Game

2 Ken Norton vs. StL (10/22/95); tied with 26 others

Most Seasons Leading League in Kickoff Return Avg.

3 Abe Woodson (1959, 1962–63)

Most Points in a Season, No Touchdowns, Single Season

166 David Akers (2011)

Most Field Goals Attempted in a Season

52 David Akers (2011)

Most Field Goals Made in a Season

44 David Akers (2011)

49ERS NFL LEADERS

RUSHING CHAMPIONS

1953	Joe Perry	1,018
1954	Joe Perry	1,049

PASSING CHAMPIONS (Passer Rating)

1970	John Brodie	93.9
1987	Joe Montana	102.1
1989	Joe Montana	112.4
1991	Steve Young	101.8
1992	Steve Young	107.0
1993	Steve Young	101.5
1994	Steve Young	112.8
1996	Steve Young	97.2
1997	Steve Young	104.7

49ERS NFL LEADERS

RECEIVING CHAMPIONS (Receptions)

1954	Billy Wilson	60
1956	Billy Wilson	60
1957	Billy Wilson	52
1965	Dave Parks	80
1968	Clifton McNeil	71
1982	Dwight Clark	60
1985	Roger Craig	92
1990	Jerry Rice	100
1996	Jerry Rice	108

RECEIVING CHAMPIONS (Touchdowns)

1953	Billy Wilson	10
1972	Gene Washington	12
1986	Jerry Rice	16
1987	Jerry Rice	22
1989	Jerry Rice	17
1990	Jerry Rice	13
1991	Jerry Rice	14
1993	Jerry Rice	16
1994	Jerry Rice	13
2001	Terrell Owens	16
2002	Terrell Owens	13
2009	Vernon Davis #	13

PUNTING CHAMPIONS (Based on Average)

1962	Tommy Davis	45.6
2011	Andy Lee	50.9

SCORING

1952	Gordie Soltau	94
1953	Gordie Soltau	114
1984	Ray Wersching	131
1987	Jerry Rice	138
1989	Mike Cofer	136
2011	David Akers	166*

KICKOFF RETURNS (Based on Average)

1953	Joe Arenas	34.4
1959	Abe Woodson	29.4
1962	Abe Woodson	31.3
1963	Abe Woodson	32.2

FIELD GOALS MADE

1960	Tommy Davis	19
2011	David Akers	44*

PUNT RETURNS (Based on Yards)

1960	Abe Woodson	174
1988	John Taylor	556

INTERCEPTIONS

1960	Dave Baker	10
1986	Ronnie Lott	10
2003	Tony Parrish	9#

*NFL Record #Shared NFL Lead



ROOKIE SEASON RECORDS

RUSHING ATTEMPTS

No	Att	Player	Year
1.	191	Vic Washington	1971
2.	189	Ken Willard	1965
3.	174	Wilbur Jackson	1974
4.	171	Earl Cooper	1980
5.	129	John H. Johnson	1954
6.	127	Frank Gore	2005
7.	125	Kevan Barlow	2001
8.	109	Don Lisbon	1963
9.	105	Matt Breida	2017
10.	98	Hugh McElhenny	1952

RUSHING YARDS

No	Yds	Player	Year
1.	811	Vic Washington	1971
2.	778	Ken Willard	1965
3.	725	Roger Craig	1983
4.	720	Earl Cooper	1980
5.	705	Wilbur Jackson	1974
6.	684	Hugh McElhenny	1952
7.	681	John H. Johnson	1954
8.	608	Frank Gore	2005
9.	512	Kevan Barlow	2001
10.	509	Billy Kilmer	1961

RUSHING TOUCHDOWNS

No	TD	Player	Year
1.	10	Billy Kilmer	1961
2.	9	John H. Johnson	1954
3.	8	Roger Craig	1983
4.	6	Hugh McElhenny	1952
6.	5	William Floyd	1994
6.	5	Ken Willard	1965
8.	5	Dicky Moegle	1955
8.	4	Carlos Hyde	2014
4.	4	Kevan Barlow	2001
10.	3	C.J. Beathard (QB)	2017
3.	3	Frank Gore	2005
3.	3	Earl Cooper	1980
3.	3	Delvin Williams	1974
3.	3	Vic Washington	1971
3.	3	J.D. Smith	1958

RECEPTIONS

No	Rec	Player	Year
1.	83	Earl Cooper (RB)	1980
2.	51	Gene Washington	1969
3.	49	Jerry Rice	1985
4.	48	Michael Crabtree	2009
4.	48	Roger Craig (RB)	1983
6.	43	George Kittle (TE)	2017
6.	43	Trent Taylor	2017
8.	40	Eric Johnson (TE)	2001
9.	38	J.J. Stokes	1995
10.	36	Dave Parks	1964
10.	36	Vic Washington (RB)	1971

RECEIVING YARDS

No	Yds	Player	Year
1.	927	Jerry Rice	1985
2.	711	Gene Washington	1969
3.	703	Dave Parks	1964
4.	625	Michael Crabtree	2009
5.	567	Earl Cooper (RB)	1980
6.	520	Terrell Owens	1996
7.	517	J.J. Stokes	1995
8.	515	George Kittle (TE)	2017
9.	467	Dante Pettis	2018
10.	430	Trent Taylor	2017

RECEIVING TOUCHDOWNS

No	TD	Player	Year
1.	8	Dave Parks	1964
2.	5	Dante Pettis	2018
5.	5	Jimmy Thomas	1969
5.	5	R.C. Owens	1957
5.	4	Terrell Owens	1996
4.	4	J.J. Stokes	1995
4.	4	Roger Craig	1983
4.	4	Earl Cooper	1980
4.	4	Vic Washington	1971
4.	4	Ken Willard	1965
4.	4	Carroll Hardy	1955

PASSES ATTEMPTED

No	Att	Player	Year
1.	224	C.J. Beathard	2017
2.	184	Tom Owen	1974
3.	165	Alex Smith	2005
4.	78	Earl Morrall	1956
5.	53	George Mira	1964
6.	52	Jim Druckenmiller	1997
6.	51	Dennis Morrison	1974
8.	50	Steve Spurrier	1967
9.	48	Scott Bull	1976
10.	34	Billy Kilmer	1961

PASSES COMPLETED

No	Comp	Player	Year
1.	123	C.J. Beathard	2017
2.	88	Tom Owen	1974
3.	84	Alex Smith	2005
4.	38	Earl Morrall	1956
5.	23	Steve Spurrier	1967
5.	23	George Mira	1964
7.	21	Jim Druckenmiller	1997
21	21	Scott Bull	1976
21	21	Dennis Morrison	1975
10.	19	Billy Kilmer	1961

PASSING YARDS

No	Yds	Players	Year
1.	1,430	C.J. Beathard	2017
2.	1,327	Tom Owen	1974
3.	875	Alex Smith	2005
4.	621	Earl Morrall	1956
5.	331	George Mira	1964
6.	286	Billy Kilmer	1961
7.	252	Scott Bull	1976
8.	239	Jim Druckenmiller	1997
9.	227	Dennis Morrison	1974
10.	211	Steve Spurrier	1967

PASSING TOUCHDOWNS

No	TD	Player	Year
1.	10	Tom Owen	1974
2.	4	C.J. Beathard	2017
3.	2	Scott Bull	1976
2	2	George Mira	1964
2	2	John Brodie	1957
6.	1	Alex Smith	2005
1	1	Jim Druckenmiller	1997
1	1	Bill Musgrave	1991
1	1	Joe Montana	1979
1	1	Dennis Morrison	1974
1	1	Bob Waters	1960
1	1	Earl Morrall	1956

PASSES INTERCEPTED

No	INT	Player	Year
1.	15	Tom Owen	1974
2.	11	Alex Smith	2005
3.	7	Steve Spurrier	1967
4.	6	Earl Morrall	1956
6.	6	C.J. Beathard	2017
5.	5	Dennis Morrison	1974
5.	5	George Mira	1964
8.	4	Jim Druckenmiller	1997
4.	4	Scott Bull	1976
4.	4	Billy Kilmer	1961

PUNT RETURNS

No	Ret	Player	Year
1.	47	R.W. McQuarters	1998
2.	38	Don Griffin	1986
3.	35	Anthony Leonard	1976
4.	30	Trent Taylor	2017
5.	23	Bruce Ellington	2014
6.	22	Brandon Williams	2006
22	22	Ralph McGill	1972
8.	21	Vinny Sutherland	2001
21	21	Joe Arenas	1951

PUNT RETURN YARDS

No	Yds	Player	Year
1.	406	R.W. McQuarters	1998
2.	377	Don Griffin	1986
3.	293	Anthony Leonard	1976
4.	284	Hugh McElhenny	1952
5.	281	Trent Taylor	2017
6.	272	Joe Arenas	1951
7.	219	Ralph McGill	1972

PUNT RETURN TOUCHDOWNS

No	TD	Player	Year
1.	1	Otis Amey	2005
1	1	R.W. McQuarters	1998
1	1	Don Griffin	1986
1	1	Dana McLemore	1982
1	1	Anthony Leonard	1976
1	1	Manfred Moore	1974
1	1	Hugh McElhenny	1952

PUNTING ATTEMPTS

No	Att	Player	Year
1.	96	Andy Lee	2004
2.	91	Bradley Pinion	2015
3.	79	Tom Wittum	1973
4.	78	Barry Helton	1988
5.	77	Jim Miller	1980

PUNTING YARDS

No	Yds	Player	Year
1.	3,990	Andy Lee	2004
2.	3,969	Bradley Pinion	2015
3.	3,455	Tom Wittum	1973
4.	3,152	Jim Miller	1980
5.	3,069	Barry Helton	1988

PUNTING AVERAGE*

No	Avg	Player	Year
1.	45.7	Tommy Davis	1959
4.	43.7	Tom Wittum	1973
3.	43.6	Bradley Pinion	2015
4.	41.6	Andy Lee	2004
5.	40.9	Jim Miller	1980

*minimum of 20 punts



ROOKIE SEASON RECORDS (CONT.)

KICKOFF RETURNS

No	Ret	Player	Year
1.	50	Vinny Sutherland	2001
2.	41	James Owens	1979
3.	41	Dexter Carter	1971
4.	33	Vic Washington	1990
5.	26	Rasheed Marshall	2005
	26	Anthony Leonard	1976
7.	24	Bruce Ellington	2014

KICKOFF RETURN YARDS

No	Yds	Player	Year
1.	1,140	Vinny Sutherland	2001
2.	1,002	James Owens	1979
3.	858	Vic Washington	1971
4.	783	Dexter Carter	1990
5.	614	Bruce Ellington	2014
6.	553	Anthony Leonard	1976

KICKOFF RETURN TOUCHDOWNS

No	TD	Player	Year
1.	1	Richie James Jr.	2018
	1	Amos Lawrence	1981
	1	James Owens	1979
	1	Dave Williams	1977

INTERCEPTIONS

No	INT	Player	Year
1.	7	Ronnie Lott	1981
2.	6	Tim McKyer	1986
	6	Dicky Moegle	1955
4.	5	Kermit Alexander	1963
	5	Jimmy Johnson	1961
	5	Dave Baker	1959
	5	Fred Bruney	1953
	5	Jim Powers	1950

INTERCEPTION RETURN YARDS

No	Yds	Player	Year
1.	138	Alvin Randolph	1967
2.	117	Ronnie Lott	1981
3.	116	Jimmy Johnson	1961
4.	81	Todd Shell	1984
5.	77	Rex Berry	1951

INTERCEPTION RETURN TOUCHDOWNS

No	TD	Player	Year
1.	3	Ronnie Lott	1981
2.	1	Dontae Johnson	2014
	1	Tim McKyer	1986
	1	Bill Belk	1968
	1	Alvin Randolph	1966

TOTAL TOUCHDOWNS

No	TD	Player	Year
1.	12	Roger Craig	1983
2.	10	Billy Kilmer	1961
	10	Hugh McElhenny	1952
4.	9	Earl Cooper	1980
	9	Ken Willard	1965
	9	John H. Johnson	1954

TOTAL POINTS

No	Pts	Player	Year
1.	105	Doug Brien	1994
2.	103	Wade Richey	1997
3.	72	Roger Craig	1983

SACKS

No	Sacks	Player	Year
1.	14.0	LB Aldon Smith	2011
2.	12.0	LB Charles Haley	1986
3.	10.5	DT Dana Stubblefield	1993
4.	6.5	DE Andre Carter	2001
5.	6.0	DT DeForest Buckner	2016
	6.0	LB Aaron Lynch	2014

ROOKIE SINGLE GAME RECORDS

RUSHING YARDS

No	Yds	Player	Date	Opp.
1.	170	Hugh McElhenny	10/5/52	Dal.
2.	134	Amp Lee	12/13/92	Min.
3.	131	Billy Kilmer	10/8/61	LA Rams
4.	125	Vic Washington	11/28/71	NYJ
5.	124	Dexter Carter	12/17/90	LA Rams
	124	John H. Johnson	11/20/54	Pit.
7.	118	Jimmy Thomas	12/6/69	Chi.
8.	108	Frank Gore	1/1/06	Hou.
9.	100	Ricky Watters	9/6/92	NYG

RUSHING TOUCHDOWNS

No	TD	Player	Date	Opp.
1.	4	Billy Kilmer	10/15/61	Min.
2.	3	Ricky Watters	10/18/92	Atl.
	3	Roger Craig	12/4/83	TB

RECEPTIONS

No	REC	Player	Date	Opp.
1.	10	Jerry Rice	12/9/85	LA Rams
	10	Earl Cooper	9/7/80	NO
3.	9	Earl Cooper	9/14/80	StL
4.	8	Earl Cooper	10/26/80	TB
	8	Earl Cooper	10/19/80	LA Rams
	8	Monty Stickles	9/25/60	NYG

RECEIVING TOUCHDOWNS

No	TD	Player	Date	Opp.
1.	2	11x (last: Dante Pettis)	12/9/18	Den.

RECEIVING YARDS

No	Yds	Player	Date	Opp.
1.	241	Jerry Rice	12/9/85	LA Rams
2.	146	Dave Parks	10/25/64	Min.
3.	131	Aaron Thomas	11/19/61	Chi.
4.	129	Dante Pettis	12/2/18	at Sea.
5.	125	Clyde Conner	12/8/56	GB

TOTAL TOUCHDOWNS

No	TD	Player	Date	Opp.
1.	4	Billy Kilmer	10/15/61	Min.
2.	3	Roger Craig	12/4/83	TB

PUNT RETURN YARDS

No	Yds	Player	Date	Opp.
1.	141	Anthony Leonard	10/17/76	NO
2.	133	Bruce Taylor	11/15/70	Houston
3.	125	Dana McLemore	1/2/83	LA Rams
4.	122	Hugh McElhenny	10/19/52	Chi.
5.	109	Ralph McGill	10/29/72	Atl.

KICKOFF RETURN YARDS

No	Yds	Player	Date	Opp.
1.	179	Vic Washington	11/14/71	NO
2.	172	LaMichael James	12/23/12	Sea.
3.	163	Jamal Willis	10/15/95	Ind.
4.	159	D.J. Reed	9/16/18	Det.
	159	Doug Cunningham	10/22/67	NO
6.	147	Dana McLemore	12/2/82	LA Rams
	147	Vinny Sutherland	11/18/01	Car.

INTERCEPTIONS

No	INT	Player	Date	Opp.
1.	2	Chris Borland	11/16/14	NYG
	2	Tim McKyer	12/19/86	LA Rams
	2	Ronnie Lott	10/11/81	Det.
	2	Carlton Williamson	11/29/81	NYG
	2	Ricky Churchman	11/30/80	NE
	2	Jimmy Johnson	11/5/61	Det.
	2	Dicky Moegle	10/23/55	Chi.
	2	Rex Berry	10/21/51	Chi.
	2	Jimmy Powers	10/22/50	Det.



ROOKIE HIGHLIGHTS

LONG RUNS FROM SCRIMMAGE

No	Yds	Player	Opp.	Date
1.	89t	Hugh McElhenny	at Dal.	10/5/52
2.	82t	Hugh McElhenny	vs. Dal.	10/26/52
3.	75t	Jimmy Thomas	vs. Chi.	12/6/69
4.	74t	Dexter Carter	at Atl.	10/14/90
5.	72t	Frank Gore	at Was.	10/23/05

LONG RECEPTIONS

No	Yds	Player	Opp.	Date
1.	83t	Dave Parks	at LA Rams	10/18/64
2.	80t	Dave Parks	vs. Min.	10/25/64
3.	79t	Dave Parks	at Min.	11/8/64
4.	78	Keith Henderson	vs. Atl.	11/12/89
	78t	Carroll Hardy	vs. Det.	10/30/55

LONG PUNTS

No	Yds	Player	Opp.	Date
1.	86	Larry Barnes	vs. Chi.	9/29/57
2.	81	Andy Lee	at TB	11/21/04
3.	71	Tommy Davis	vs. Chi.	10/25/59
4.	70	Chad Stanley	at Jac.	9/12/99
5.	65	Jim Miller	at NYJ	9/21/80

LONG PUNT RETURNS

No	Yds	Player	Opp.	Date
1.	94t	Hugh McElhenny	vs. Chi.	10/16/52
2.	93t	Dana McLemore	vs. LA Rams	1/2/83
3.	88t	Manfred Moore	vs. Atl.	11/24/74
4.	76t	Don Griffin	vs. Atl.	11/23/86
	76	Bruce Taylor	at Chi.	11/8/70

LONG KICKOFF RETURNS

No	Yds	Player	Opp.	Date
1.	94	Doug Cunningham	vs. NO	11/22/67
2.	92t	Amos Lawrence	vs. LA Rams	11/22/81
3.	85t	James Owens	vs. Den.	11/18/79
4.	80t	Dave Williams	at Min.	12/4/77
5.	74	Vic Washington	vs. NE	10/31/71

100-YARD RUSHING GAMES

Player	Game	Yards (Att-Lg-TD)
1. Hugh McElhenny	at Dal. Texans (10/5/52)	170 (7-89t-1)
2. Joe Perry**	vs. Bal. (10/29/50)	142 (16-49-0)
3. Joe Perry**	vs. GB (12/10/50)	135 (9-78t-1)
4. Amp Lee	at Min. (12/13/92)	134 (23-43-1)
5. Billy Kilmer	vs. LA Rams (10/8/61)	131 (19-26-2)
6. Vic Washington	at NYJ (11/28/71)	125 (27-20-1)
7. Dexter Carter	at LA Rams (12/17/90)	124 (13-74t-1)
John Henry Johnson	at Pit. (11/20/54)	124 (17-24t-1)
9. Jimmy Thomas	vs. Chi. (12/6/69)	118 (6-75t-1)
10. Billy Kilmer	at Min. (10/15/61)	115 (20-21-4)
11. Ken Willard	at Min. (11/28/65)	113 (18-21-0)
12. Frank Gore	vs. Hou. (1/1/06)	108 (25-28-0)
Joe Arenas	vs. GB (12/9/51)	108 (12-14-2)
14. Billy Kilmer	at Det. (10/1/61)	103 (16-31-2)
Hugh McElhenny	at Chi. (10/19/52)	103 (12-25t-2)

**Player who was in his 1st NFL season, but had previous pro experience.

LONG RETURNS OF FIELD GOAL ATTEMPTS

No	Yds	Player	Opp.	Date
1.	92t	Bruce Taylor	at NO	12/13/70
2.	62t	Johnny Jackson	at Dal.	10/15/89

LONG COMPLETIONS

No	Yds	Player	Opp.	Date
1.	83t	C.J. Beathard	vs. NYG	11/12/17
2.	79t	George Mira	at Min.	11/8/64
3.	68t	Tom Owen	at Chi.	11/17/74
4.	53t	Tom Owen	vs. Atl.	11/24/74
5.	50t	Harry Sydney	vs. NO	11/15/87
	50	Jim Powers	at Det.	10/8/50

LONG INTERCEPTION RETURNS

No	Yds	Player	Opp.	Date
1.	94t	Alvin Randolph	vs. Chi.	12/11/66
2.	70t	Jason Webster	vs. Atl.	11/19/00
	70	Bruce Taylor	vs. GB	11/1/70
4.	63	Jimmy Johnson	vs. GB	12/10/61
5.	53t	Todd Shell	at NO	11/25/84

LONG FIELD GOALS

No	Yds	Player	Opp.	Date
1.	54	Steve Mike-Mayer	at LA Rams	11/9/75
2.	52	Jose Cortez	vs. StL	9/23/01
3.	49	Jose Cortez	at NYJ	10/1/01
4.	48	Doug Brien	at NO	11/28/94
5.	47	Doug Brien	at LA Rams	9/18/94

LONG FUMBLE RETURNS

No	Yds	Player	Opp.	Date
1.	75t	Derrick Johnson	at Arz.	10/2/05
2.	34	Eric Davis	at LA Rams	12/17/90
3.	18	Ed Pine	at Min.	12/2/62
4.	17	Jamie Winborn	at NO	1/6/02
5.	16	Jack Capple	vs. Min.	10/24/65

100-YARD RECEIVING GAMES

Player	Game	Yards (Rec-TD)
1. Jerry Rice	vs. LA Rams (12/9/85)	241 (10-1)
2. Dave Parks	vs. Min. (10/25/64)	146 (5-1)
3. Aaron Thomas	vs. Chi. (11/19/61)	131 (3-2)
4. Dante Pettis	at Sea. (12/2/18)	129 (5-2)
5. Clyde Conner	vs. GB (12/8/56)	125 (7-1)
6. Monty Stickles	vs. NYG (9/25/60)	123 (8-0)
7. Carroll Hardy	at GB (11/20/55)	122 (4-2)
8. Bernie Casey	vs. GB (12/10/61)	118 (5-1)
Hugh McElhenny	at NYG (11/9/52)	118 (4-0)
10. Dave Parks	at LA Rams (10/18/64)	112 (3-1)
11. Jerry Rice	vs. Dal. (12/22/85)	111 (7-0)
12. Terrell Owens	vs. Car. (12/8/96)	110 (5-1)
13. J.J. Stokes	at Atl. (12/24/95)	106 (5-1)
Alyn Beals**	vs. LA Rams (10/1/50)	106 (7-0)
15. Don Lisbon	vs. Dal. (11/10/63)	102 (5-2)
Alex Loyd	at Cle. (11/12/50)	102 (5-0)
16. George Kittle	at LAR (12/31/17)	100 (4-0)

**Player who was in his 1st NFL season, but had previous pro experience.



CAREER 100/300 YARD GAMES

CAREER 100-YARD RUSHING GAMES

No	Player	W-L-T
39	Frank Gore	31-8-0
20	Joe Perry	16-4-0
16	Garrison Hearst	15-1-0
14	Roger Craig	11-3-0
12	Hugh McElhenny	8-4-0
12	J.D. Smith	7-5-0
10	Wendell Tyler	8-2-0
10	Delvin Williams	5-5-0
9	Ricky Watters	8-1-0
9	Ken Willard	5-3-1
6	Charlie Garner	3-3-0
5	Kevan Barlow	2-3-0
4	Billy Kilmer	4-0-0
4	Carlos Hyde	1-3-0
3	Wilbur Jackson	2-1-0
3	Matt Breida	1-2-0
3	Paul Hofer	0-3-0
2	Joe Cribbs	2-0-0
2	Larry Schreiber	2-0-0
2	Maurice Hicks	2-0-0
2	C.R. Roberts	2-0-0
2	Colin Kaepernick	0-2-0
1	Joe Arenas	1-0-0
1	Dexter Carter	1-0-0
1	Lenvil Elliott	1-0-0
1	Keith Henderson	1-0-0
1	John Henry Johnson	1-0-0
1	Terry Kirby	1-0-0
1	Amp Lee	1-0-0
1	Gary Lewis	1-0-0
1	Verl Lillywhite	1-0-0
1	Lawrence Phillips	1-0-0
1	Jimmy Thomas	1-0-0
1	Vic Washington	1-0-0
1	Brian Westbrook	1-0-0
1	O.J. Simpson	0-1-0
1	Steve Young	0-1-0
204		148-55-1

CAREER 300-YARD PASSING GAMES

No	Player	W-L-T
35	Joe Montana	26-9-0
28	Steve Young	21-7-0
14	Jeff Garcia	5-9-0
6	John Brodie	4-1-1
6	Colin Kaepernick	4-2-0
5	Y.A. Tittle	4-1-0
5	Steve DeBerg	0-5-0
3	Elvis Grbac	2-1-0
3	Alex Smith	1-2-0
2	Jimmy Garoppolo	2-0-0
2	Steve Bono	2-0-0
2	Blaine Gabbert	1-1-0
2	Jeff Kemp	1-1-0
2	Nick Mullens	1-1-0
2	Brian Hoyer	0-2-0
2	Steve Spurrier	0-2-0
1	Troy Smith	1-0-0
1	Tim Rattay	1-0-0
1	George Mira	1-0-0
1	Tom Owen	1-0-0
1	J.T. O'Sullivan	1-0-0
1	C. J. Beathard	0-1-0
1	Shaun Hill	0-1-0
1	Mike Moroski	0-1-0
127		79-47-1

CAREER 100-YARD RECEIVING GAMES

No	Player	W-L-T
66	Jerry Rice	46-20-0
25	Terrell Owens	15-10-0
17	Gene Washington	11-5-1
16	Dwight Clark	11-5-0
12	John Taylor	10-2-0
11	Freddie Solomon	5-6-0
11	Dave Parks	2-8-1
10	Gordie Soltau	5-5-0
10	Billy Wilson	4-4-2
10	Bernie Casey	3-5-2
9	Vernon Davis	4-5-0
8	R.C. Owens	5-2-1
8	Michael Crabtree	5-3-0
5	Monty Stickles	3-2-0
5	Anquan Boldin	4-1-0
4	Paul Hofer	2-2-0
4	J.J. Stokes	2-2-0
4	Marquise Goodwin	2-2-0
4	George Kittle	3-1-0
3	Garrison Hearst	2-1-0
3	Dick Witcher	2-1-0
3	Clifton McNeil	1-2-0
3	Ted Kwalick	0-2-1
3	Brandon Lloyd	0-3-0
2	Clyde Conner	2-0-0
2	Roger Craig	2-0-0
2	J.R. Boone	1-1-0
2	Isaac Bruce	1-1-0
2	Antonio Bryant	1-1-0
2	John David Crow	1-1-0
2	Eric Johnson	1-1-0
2	Hugh McElhenny	1-1-0
1	Danny Abramowicz	1-0-0
1	Jimmy Johnson	1-0-0
1	Brent Jones	1-0-0
1	Don Lisbon	1-0-0
1	Willie McGee	1-0-0
1	Jeff Moore	1-0-0
1	Renaldo Nehemiah	1-0-0
1	Ted Popson	1-0-0
1	Tom Rathman	1-0-0
1	J.D. Smith	1-0-0
1	Aaron Thomas	1-0-0
1	Ricky Watters	1-0-0
1	Mike Wilson	1-0-0
1	Arnaz Battle	0-1-0
1	Alyn Beals	0-1-0
1	Jimmy Cason	0-1-0
1	Curtis Conway	0-1-0
1	Pierre Garçon	0-1-0
1	Charlie Garner	0-1-0
1	Frank Gore	0-1-0
1	Carroll Hardy	0-1-0
1	Jeremy Kerley	0-1-0
1	Alex Loyd	0-1-0
1	Joshua Morgan	0-1-0
1	Quinton Patton	0-1-0
1	Dante Pettis	0-1-0
1	Joe Perry	0-1-0
1	Mike Sherrard	0-1-0
1	Torrey Smith	0-1-0
1	Jimmy Thomas	0-1-0
1	Cedrick Wilson	0-1-0
300		170-123-8



49ERS 300-YARD PASSERS

332 – Nick Mullens vs. Den	12/9/18 (20 of 33)
414 – Nick Mullens at Sea.	12/2/18 (30 of 48)
349 – C.J. Beathard vs. Arz.	10/7/18 (34 of 54)
381 – Jimmy Garoppolo vs. Ten.	12/17/17 (31 of 43)
334 – Jimmy Garoppolo at Hou.	12/10/17 (20 of 33)
353 – Brian Hoyer at Ind.	10/8/17 (29 of 46)
332 – Brian Hoyer vs. LAR	9/21/17 (23 of 37)
398 – Colin Kaepernick vs. NO	11/6/16 (24 of 39)
354 – Blaine Gabbert vs. StL	1/3/16 (28 of 44)
318 – Blaine Gabbert vs. Arz.	11/29/15 (25 of 36)
340 – Colin Kaepernick vs. Bal.	10/18/15 (16 of 27)
335 – Colin Kaepernick at Pit.	9/20/15 (33 of 46)
343 – Colin Kaepernick at StL	10/13/14 (22 of 36)
310 – Colin Kaepernick at Arz.	12/29/13 (21 of 34)
412 – Colin Kaepernick vs. GB	9/8/13 (27 of 39)
303 – Alex Smith vs. Buf.	10/7/12 (18 of 24)
356 – Troy Smith vs. StL	11/14/10 (17 of 28)
309 – Alex Smith vs. Phi.	10/10/10 (25 of 39)
310 – Alex Smith at Sea.	12/6/09 (27 of 45)
303 – Shaun Hill at Dal.	11/23/08 (21 of 33)
321 – J.T. O'Sullivan at Sea.	9/14/08 (20 of 32)
417 – Tim Rattay vs. Arz.	10/10/04 (38 of 57)
344 – Jeff Garcia at Cin.	12/14/03 (26 of 33)
337 – Jeff Garcia at SD	11/17/02 (25 of 43)
305 – Jeff Garcia at Car.	11/18/01 (34 of 54)
332 – Jeff Garcia at Atl.	10/14/01 (27 of 41)
335 – Jeff Garcia vs. Atl.	9/9/01 (26 of 40)
402 – Jeff Garcia vs. Chi.	12/17/00 (36 of 44)
305 – Jeff Garcia vs. NO	12/10/00 (25 of 38)
323 – Jeff Garcia at SD	12/3/00 (18 of 32)
307 – Jeff Garcia at Car.	10/22/00 (25 of 39)
336 – Jeff Garcia at GB	10/15/00 (27 of 42)
336 – Jeff Garcia vs. Oak.	10/8/00 (28 of 41)
373 – Jeff Garcia at Atl.	1/3/00 (26 of 34)
303 – Jeff Garcia at Car.	12/18/99 (29 of 46)
437 – Jeff Garcia at Cin.	12/5/99 (33 of 49)
342 – Steve Young at Atl.	11/15/98 (21 of 40)
331 – Steve Young vs. Ind.	10/18/98 (33 of 51)
309 – Steve Young at NO	10/11/98 (21 of 40)
329 – Steve Young at Buf.	10/4/98 (23 of 38)
387 – Steve Young vs. Atl.	9/27/98 (28 of 39)
303 – Steve Young at Was.	9/14/98 (21 of 32)
363 – Steve Young vs. NYJ	9/6/98 (26 of 46)
336 – Steve Young vs. Atl.	9/21/97 (17 of 24)
393 – Steve Young vs. Car.	12/8/96 (27 of 41)
316 – Steve Young at Atl.	12/24/95 (31 of 44)
425 – Steve Young vs. Min.	12/18/95 (30 of 49)
336 – Steve Young at Car.	12/10/95 (31 of 45)
382 – Elvis Grbac at Mia.	11/20/95 (31 of 41)
305 – Elvis Grbac at Dal.	11/12/95 (20 of 30)
327 – Elvis Grbac at Car.	11/5/95 (26 of 37)
348 – Steve Young at Det.	9/25/95 (27 of 44)
331 – Steve Young vs. Atl.	9/10/95 (27 of 40)
350 – Steve Young vs. Den.	12/17/94 (20 of 29)
304 – Steve Young at SD	12/11/94 (25 of 32)
325 – Steve Young vs. LA Rams	11/20/94 (30 of 44)
355 – Steve Young at LA Rams	9/18/94 (31 of 39)
308 – Steve Young vs. LA Raiders	9/5/94 (19 of 32)
354 – Steve Young at Det.	12/19/93 (17 of 23)
462 – Steve Young at LA Rams	11/28/93 (26 of 32)
311 – Steve Young at TB	11/14/93 (23 of 29)
342 – Steve Young vs. Phi.	11/29/92 (24 of 35)
399 – Steve Young vs. Atl.	10/18/92 (18 of 28)
449 – Steve Young vs. Buf.	9/13/92 (26 of 37)
338 – Steve Young vs. Chi.	12/23/91 (21 of 32)

347 – Steve Bono vs. NO	12/1/91 (27 of 41)
306 – Steve Bono at LA Rams	11/25/91 (18 of 33)
348 – Steve Young vs. Atl.	10/13/91 (22 of 38)
348 – Steve Young vs. SD	9/8/91 (26 of 36)
411 – Joe Montana at GB	11/4/90 (25 of 40)
476 – Joe Montana at Atl.	10/14/90 (32 of 49)
318 – Joe Montana at Hou.	10/7/90 (20 of 28)
398 – Joe Montana vs. Atl.	9/23/90 (24 of 36)
390 – Joe Montana vs. Was.	9/16/90 (29 of 44)
458 – Joe Montana at LA Rams	12/11/89 (30 of 42)
325 – Joe Montana vs. GB	11/19/89 (30 of 42)
302 – Joe Montana vs. NO	11/6/89 (22 of 31)
428 – Joe Montana at Phi.	9/24/89 (25 of 34)
302 – Joe Montana at Sea.	9/25/88 (20 of 29)
343 – Joe Montana vs. Atl.	9/18/88 (32 of 48)
308 – Joe Montana at GB	12/6/87 (26 of 35)
342 – Joe Montana vs. Cle.	11/29/87 (23 of 31)
304 – Joe Montana at TB	11/22/87 (29 of 45)
334 – Joe Montana vs. StL Cardinals	10/18/87 (31 of 39)
316 – Joe Montana at Pit.	9/13/87 (34 of 49)
441 – Joe Montana at Was.	11/17/86 (33 of 60)
332 – Mike Moroski at NO	11/2/86 (23 of 40)
359 – Jeff Kemp vs. Min.	10/12/86 (23 of 42)
332 – Jeff Kemp vs NO	9/21/86 (29 of 44)
356 – Joe Montana at TB	9/7/86 (32 of 46)
322 – Joe Montana vs. Dal.	12/22/85 (24 of 34)
354 – Joe Montana at NO	12/15/85 (25 of 38)
328 – Joe Montana vs. LA Rams	12/9/85 (26 of 36)
306 – Joe Montana at LA Rams	10/27/85 (22 of 30)
429 – Joe Montana at Atl.	10/6/85 (37 of 57)
301 – Joe Montana vs. Cin.	11/4/84 (27 of 42)
365 – Joe Montana at LA Rams	10/28/84 (21 of 31)
353 – Joe Montana at Hou.	10/21/84 (25 of 35)
381 – Joe Montana vs. Was.	9/10/84 (24 of 40)
358 – Joe Montana at LA Rams	10/23/83 (25 of 39)
316 – Joe Montana vs. LA Rams	10/9/83 (28 of 42)
341 – Joe Montana at StL Cardinals	9/18/83 (20 of 32)
356 – Joe Montana vs. SD	12/11/82 (31 of 46)
305 – Joe Montana vs. LA Rams	12/2/82 (26 of 37)
334 – Joe Montana vs. NO	11/28/82 (27 of 42)
408 – Joe Montana at StL Cardinals	11/21/82 (26 of 39)
336 – Joe Montana at Den.	9/19/82 (26 of 37)
345 – Steve DeBerg at Atl.	9/28/80 (32 of 51)
345 – Steve DeBerg vs. Atl.	12/16/79 (29 of 54)
348 – Steve DeBerg vs. Chi. Bears	10/28/79 (26 of 41)
306 – Steve DeBerg vs. Sea.	10/7/79 (31 of 40)
321 – Steve DeBerg at Hou.	9/17/78 (20 to 32)
316 – Tom Owen at Chi.	11/17/74 (15 of 26)
320 – Steve Spurrier vs. Min.	10/14/73 (31 of 48)
315 – Steve Spurrier at GB	11/5/72 (19 of 37)
317 – John Brodie at Chi.	11/8/70 (21 of 28)
356 – John Brodie at LAN	11/9/69 (25 of 42)
301 – John Brodie vs. GB	12/1/68 (24 of 39)
324 – George Mira at Atl.	12/10/67 (20 of 34)
327 – John Brodie at Chi.	11/13/66 (28 of 54)
328 – John Brodie vs. GB	12/10/61 (19 of 29)
322 – John Brodie vs. Chi.	11/19/61 (11 of 19)
316 – Y.A. Tittle at Det.	10/16/55 (15 of 31)
371 – Y.A. Tittle vs. Bal.	12/13/53 (29 of 44)
301 – Y.A. Tittle at LA Rams	11/8/53 (18 of 32)
304 – Y.A. Tittle vs. Chi.	11/1/53 (25 of 43)
341 – Y.A. Tittle at NYG	11/9/52 (16 of 29)



49ERS 100-YARD RUSHERS SINCE 1970

106 – Matt Breida at TB	11/25/18 (14 carries)
101 – Matt Breida vs. NYG	11/12/18 (17 carries)
138 – Matt Breida vs. Det.	9/16/18 (11 carries)
124 – Carlos Hyde at Sea.	9/17/17 (15 carries)
193 – Carlos Hyde vs. NYJ	12/11/16 (17 carries)
113 – Colin Kaepernick at Mia.	11/27/16 (10 carries)
102 – Carlos Hyde at Sea.	9/25/16 (21 carries)
168 – Carlos Hyde vs. Min.	9/14/15 (26 carries)
144 – Frank Gore vs. Arz.	12/28/14 (25 carries)
158 – Frank Gore vs. SD	12/20/14 (26 carries)
151 – Colin Kaepernick vs. SD	12/20/14 (7 carries)
107 – Frank Gore vs. KC	10/5/14 (18 carries)
119 – Frank Gore vs. Phi.	9/28/14 (24 carries)
110 – Frank Gore vs. Sea.	12/8/13 (17 carries)
101 – Frank Gore vs. Arz.	10/13/13 (25 carries)
153 – Frank Gore at StL	9/26/13 (20 carries)
131 – Frank Gore vs. Sea.	10/18/12 (16 carries)
106 – Frank Gore vs. Buf.	10/7/12 (14 carries)
112 – Frank Gore at GB	9/9/12 (16 carries)
107 – Frank Gore at Was.	11/6/11 (19 carries)
134 – Frank Gore vs. Cle.	10/30/11 (31 carries)
141 – Frank Gore at Det.	10/16/11 (15 carries)
125 – Frank Gore vs. TB	10/9/11 (20 carries)
127 – Frank Gore at Phi.	10/2/11 (15 carries)
136 – Brian Westbrook at Arz.	11/29/10 (23 carries)
118 – Frank Gore vs. Den. (London)	10/31/10 (29 carries)
102 – Frank Gore at Car.	10/24/10 (19 carries)
149 – Frank Gore vs. Oak.	10/17/10 (25 carries)
112 – Frank Gore vs. NO	9/20/10 (20 carries)
107 – Frank Gore at StL	1/3/10 (23 carries)
107 – Frank Gore at Phi.	12/20/09 (16 carries)
167 – Frank Gore vs. Arz.	12/14/09 (25 carries)
104 – Frank Gore vs. Chi.	11/12/09 (25 carries)
207 – Frank Gore vs. Sea.	9/20/09 (16 carries)
106 – Frank Gore vs. StL	11/16/08 (18 carries)
101 – Frank Gore vs. Phi.	10/12/08 (19 carries)
130 – Frank Gore vs. Det.	9/21/08 (27 carries)
138 – Frank Gore vs. Cin.	12/15/07 (29 carries)
116 – Frank Gore at Arz.	11/25/07 (21 carries)
153 – Frank Gore at Den.	12/31/06 (31 carries)
144 – Frank Gore at Sea.	12/14/06 (29 carries)
130 – Frank Gore vs. GB	12/10/06 (18 carries)
134 – Frank Gore at StL	11/26/06 (21 carries)
212 – Frank Gore vs. Sea.	11/19/06 (24 carries)
159 – Frank Gore at Det.	11/12/06 (22 carries)
111 – Frank Gore at Chi.	10/29/06 (12 carries)
134 – Frank Gore vs. Oak.	10/8/06 (27 carries)
127 – Frank Gore vs. StL	9/17/06 (29 carries)
108 – Frank Gore vs. Hou	1/1/06 (25 carries)
109 – Maurice Hicks at StL	12/24/05 (10 carries)
101 – Kevan Barlow vs. TB	10/30/05 (26 carries)
103 – Kevan Barlow at NE	1/2/05 (25 carries)
139 – Maurice Hicks at Arz.	12/12/04 (34 carries)
114 – Kevan Barlow at NO	9/19/04 (20 carries)
154 – Kevan Barlow at Phi.	12/21/03 (30 carries)

154 – Kevan Barlow vs. Arz.	12/7/03 (18 carries)
117 – Garrison Hearst vs. TB	10/19/03 (20 carries)
124 – Garrison Hearst vs. Sea.	12/1/02 (31 carries)
116 – Garrison Hearst vs. StL	10/6/02 (13 carries)
103 – Garrison Hearst vs. Mia.	12/16/01 (26 carries)
124 – Garrison Hearst vs. Buf	12/2/01 (25 carries)
106 – Garrison Hearst at Ind.	11/25/01 (12 carries)
145 – Garrison Hearst vs. NO	11/11/01 (17 carries)
102 – Charlie Garner vs. KC	11/12/00 (25 carries)
109 – Charlie Garner vs. Oak.	10/8/00 (24 carries)
201 – Charlie Garner at Dal.	9/24/00 (36 carries)
129 – Charlie Garner vs. Was	12/26/99 (16 carries)
107 – Charlie Garner vs. Atl.	12/12/99 (26 carries)
166 – Charlie Garner vs. Pit	11/7/99 (20 carries)
102 – Lawrence Phillips at Arz.	9/27/99 (9 carries)
107 – Garrison Hearst at NE	12/20/98 (27 carries)
198 – Garrison Hearst vs. Det.	12/14/98 (24 carries)
139 – Garrison Hearst at Car.	12/6/98 (20 carries)
166 – Garrison Hearst vs. NYG	11/30/98 (20 carries)
138 – Garrison Hearst at Was	9/14/98 (22 carries)
187 – Garrison Hearst vs. NYJ	9/6/98 (20 carries)
104 – Garrison Hearst vs. Dal.	11/2/97 (22 carries)
105 – Garrison Hearst at Atl.	10/19/97 (18 carries)
141 – Garrison Hearst at Car.	9/29/97 (28 carries)
105 – Terry Kirby at Atl.	12/2/96 (12 carries)
105 – Ricky Watters at NO	11/28/94 (26 carries)
103 – Ricky Watters vs. TB	10/23/94 (14 carries)
116 – Ricky Watters vs. NO	11/22/93 (16 carries)
135 – Ricky Watters at NO	9/26/93 (25 carries)
112 – Ricky Watters vs. Atl.	9/19/93 (19 carries)
134 – Amp Lee at Min.	12/13/92 (23 carries)
163 – Ricky Watters at LA Rams	11/22/92 (26 carries)
115 – Ricky Watters vs. NO	11/15/92 (21 carries)
104 – Ricky Watters at NE	10/11/92 (19 carries)
100 – Ricky Watters at NYG	9/6/92 (13 carries)
104 – Keith Henderson vs. Det.	10/20/91 (20 carries)
102 – Steve Young vs. NO	12/23/90 (8 carries)
124 – Dexter Carter at LA Rams	12/17/90 (13 carries)
105 – Roger Craig vs. Buf.	12/17/89 (25 carries)
109 – Roger Craig vs. Atl.	11/12/89 (17 carries)
131 – Roger Craig at Ind.	9/10/89 (24 carries)
115 – Roger Craig vs. NO	12/11/88 (22 carries)
103 – Roger Craig at Atl.	12/4/88 (23 carries)
162 – Roger Craig at Phx.	11/6/88 (26 carries)
190 – Roger Craig at LA Rams	10/16/88 (22 carries)
143 – Roger Craig vs. Den.	10/9/88 (26 carries)
107 – Roger Craig at Sea.	9/25/88 (21 carries)
110 – Roger Craig at NYG	9/11/88 (18 carries)
104 – Roger Craig at LA Rams	11/1/87 (23 carries)
107 – Joe Cribbs at NE	12/14/86 (23 carries)
101 – Roger Craig vs. Atl.	11/23/86 (17 carries)
105 – Joe Cribbs vs. StL	11/9/86 (21 carries)
111 – Wendell Tyler vs. KC	11/17/85 (16 carries)
117 – Roger Craig at Den.	11/11/85 (22 carries)
107 – Wendell Tyler at Det.	10/20/85 (16 carries)



49ERS 100-YARD RUSHERS SINCE 1970 (CONT.)

107 – Roger Craig vs. Atl.	9/15/85 (11 carries)
125 – Wendell Tyler at Min.	9/8/85 (21 carries)
117 – Wendell Tyler at NO	11/25/84 (15 carries)
108 – Wendell Tyler at Hou.	10/21/84 (23 carries)
101 – Wendell Tyler at NYG	10/8/84 (14 carries)
113 – Wendell Tyler at Phi.	9/23/84 (21 carries)
102 – Wendell Tyler vs. TB	12/4/83 (16 carries)
108 – Wendell Tyler at StL	9/18/83 (18 carries)
107 – Wendell Tyler at Min.	9/8/83 (19 carries)
125 – Lenvil Elliot vs. NO	12/7/80 (20 carries)
147 – Paul Hofer at NO	11/11/79 (17 carries)
106 – Paul Hofer at Oak.	11/4/79 (13 carries)
104 – Paul Hofer vs. LA Rams	11/19/78 (20 carries)
108 – O.J. Simpson vs. Chi.	9/10/78 (27 carries)
107 – Delvin Williams at Min.	12/4/77 (27 carries)
190 – Wilbur Jackson vs. NO	11/27/77 (16 carries)
123 – Wilbur Jackson at NO	11/13/77 (22 carries)

110 – Delvin Williams at NO	11/13/77 (25 carries)
106 – Delvin Williams vs. Det.	10/23/77 (27 carries)
104 – Delvin Williams at SD	12/5/76 (26 carries)
156 – Wilbur Jackson vs. Min.	11/29/76 (30 carries)
153 – Delvin Williams vs. Min.	11/29/76 (20 carries)
180 – Delvin Williams vs. Was.	11/7/76 (23 carries)
194 – Delvin Williams at StL Cardinals	10/31/76 (34 carries)
121 – Delvin Williams at GB	9/12/76 (25 carries)
104 – Delvin Williams at Atl.	12/14/75 (10 carries)
106 – Delvin Williams vs. Chi.	11/16/75 (12 carries)
106 – Larry Schreiber vs. Atl.	11/24/74 (20 carries)
117 – Ken Willard vs. Phi.	12/2/73 (15 carries)
104 – Larry Schreiber vs. Bal.	11/12/72 (17 carries)
125 – Vic Washington at NYJ	11/28/71 (27 carries)
129 – Ken Willard at NYJ	11/28/71 (15 carries)
105 – Ken Willard vs. Cle.	9/27/70 (22 carries)



49ERS 100-YARD RECEIVERS SINCE 1970

210 – George Kittle vs. Den.	12/9/18 (7 catches)
129 – Dante Pettis at Sea.	12/2/18 (5 catches)
108 – George Kittle vs. Oak.	11/1/18 (4 catches)
126 – Marquise Goodwin at GB	10/15/18 (4 catches)
125 – George Kittle at LA Chargers	9/30/18 (6 catches)
100 – George Kittle at LA Rams	12/31/17 (4 catches)
114 – Marquise Goodwin vs. Ten.	12/17/17 (10 catches)
106 – Marquise Goodwin at Hou.	12/10/17 (6 catches)
116 – Marquise Goodwin at Ind.	10/8/17 (5 catches)
142 – Pierre Garçon vs. LAR	9/21/17 (7 catches)
106 – Quinton Patton vs. NO	11/6/16 (6 catches)
102 – Jeremy Kerley vs. Arz.	10/6/16 (8 catches)
102 – Anquan Boldin vs. Bal.	10/18/15 (5 catches)
107 – Anquan Boldin at NYG	10/11/15 (8 catches)
120 – Torrey Smith at Pit.	9/20/15 (6 catches)
137 – Anquan Boldin vs. Was.	11/23/14 (9 catches)
103 – Stevie Johnson at Arz.	9/21/14 (9 catches)
149 – Anquan Boldin at Arz.	12/29/13 (9 catches)
102 – Michael Crabtree vs. Atl.	12/23/13 (5 catches)
180 – Vernon Davis vs. Arz.	10/13/13 (8 catches)
208 – Anquan Boldin vs. GB	9/8/13 (13 catches)
172 – Michael Crabtree vs. Arz.	12/30/12 (8 catches)
107 – Michael Crabtree at NE	12/16/12 (7 catches)
101 – Michael Crabtree at StL	12/2/12 (7 catches)
113 – Michael Crabtree vs. Buf.	10/7/12 (6 catches)
106 – Vernon Davis vs. Buf.	10/7/12 (5 catches)
118 – Vernon Davis at StL	1/1/12 (8 catches)
120 – Michael Crabtree vs. Arz.	11/20/11 (7 catches)
114 – Vernon Davis at Cin.	9/25/11 (8 catches)
122 – Michael Crabtree at StL	12/26/10 (6 catches)
106 – Joshua Morgan at SD	12/16/10 (7 catches)
126 – Vernon Davis at GB	12/5/10 (4 catches)
105 – Michael Crabtree vs. Phi.	10/10/10 (9 catches)
104 – Vernon Davis vs. Phi.	10/10/10 (5 catches)
102 – Frank Gore at KC	9/26/10 (9 catches)
111 – Vernon Davis at Sea.	12/6/09 (6 catches)
108 – Vernon Davis at GB	11/22/09 (6 catches)
102 – Vernon Davis vs. Ten.	11/8/09 (10 catches)
125 – Isaac Bruce at Dal.	11/23/08 (8 catches)
120 – Arnaz Battle at NO	9/28/08 (7 catches)
153 – Isaac Bruce at Sea.	9/14/08 (4 catches)
131 – Antonio Bryant vs. StL	9/17/06 (4 catches)
114 – Antonio Bryant at Arz.	9/10/06 (4 catches)
119 – Brandon Lloyd vs. Sea.	11/20/05 (7 catches)
102 – Brandon Lloyd at Arz.	10/2/05 (7 catches)
142 – Brandon Lloyd vs. Dal.	9/25/05 (4 catches)
101 – Cedrick Wilson vs. Car.	11/14/04 (5 catches)
162 – Eric Johnson vs. Arz.	10/10/04 (13 catches)
113 – Eric Johnson vs. StL	10/3/04 (10 catches)
112 – Curtis Conway at NO	9/19/04 (8 catches)
127 – Terrell Owens at Cin.	12/14/03 (8 catches)
155 – Terrell Owens vs. Pit.	11/17/03 (8 catches)
152 – Terrell Owens vs. TB	10/19/03 (6 catches)
112 – Terrell Owens vs. Chi.	9/7/03 (7 catches)
123 – Terrell Owens at Dal.	12/8/02 (12 catches)
166 – Terrell Owens vs. Phi.	11/25/02 (13 catches)
171 – Terrell Owens at SD	11/17/02 (7 catches)
191 – Terrell Owens at Oak.	11/3/02 (12 catches)
132 – Terrell Owens vs. Arz.	10/27/02 (8 catches)
116 – Terrell Owens at NO	1/6/02 (2 catches)
103 – Terrell Owens at Ind.	11/25/01 (6 catches)
100 – Terrell Owens vs. NO	11/11/01 (8 catches)

125 – Terrell Owens vs. Det.	11/4/01 (9 catches)
105 – Garrison Hearst at Chi.	10/28/01 (4 catches)
183 – Terrell Owens at Atl.	10/14/01 (9 catches)
118 – Terrell Owens vs. Car.	10/7/01 (8 catches)
283 – Terrell Owens vs. Chi.	12/17/00 (20 catches)
129 – Terrell Owens vs. NO	12/10/00 (6 catches)
115 – Terrell Owens vs. StL	10/29/00 (8 catches)
112 – Charlie Garner at Car.	10/22/00 (7 catches)
176 – Terrell Owens vs. Oak.	10/8/00 (12 catches)
108 – Terrell Owens at StL	9/17/00 (6 catches)
143 – Jerry Rice at Atl.	1/3/00 (6 catches)
130 – J.J. Stokes at Atl.	1/3/00 (5 catches)
157 – Jerry Rice at Cin.	12/5/99 (9 catches)
145 – Terrell Owens at Cin.	12/5/99 (9 catches)
120 – Terrell Owens vs. StL	11/21/99 (6 catches)
115 – Jerry Rice at NE	12/20/98 (5 catches)
140 – Terrell Owens vs. NYG	11/30/98 (5 catches)
103 – Garrison Hearst vs. NO	11/22/98 (4 catches)
169 – Jerry Rice at Atl.	11/15/98 (10 catches)
120 – Terrell Owens at StL	10/25/98 (5 catches)
110 – J.J. Stokes vs. Ind.	10/18/98 (9 catches)
162 – Jerry Rice vs. Atl.	9/27/98 (8 catches)
105 – Garrison Hearst vs. Atl.	9/27/98 (4 catches)
111 – J.J. Stokes vs. NYJ	9/6/98 (7 catches)
129 – Jerry Rice vs. Car.	12/8/96 (10 catches)
110 – Terrell Owens vs. Car.	12/8/96 (5 catches)
116 – Ted Popson vs. Cin.	10/20/96 (8 catches)
108 – Jerry Rice at StL	10/6/96 (7 catches)
127 – Jerry Rice at Car.	9/22/96 (10 catches)
153 – Jerry Rice at Atl.	12/24/95 (12 catches)
106 – J.J. Stokes at Atl.	12/24/95 (5 catches)
289 – Jerry Rice vs. Min.	12/18/95 (14 catches)
121 – Jerry Rice at Car.	12/10/95 (6 catches)
149 – Jerry Rice at Mia.	11/20/95 (8 catches)
161 – Jerry Rice at Dal.	11/12/95 (5 catches)
111 – Jerry Rice vs. Car.	11/5/95 (8 catches)
108 – Jerry Rice vs. NO	10/29/95 (8 catches)
181 – Jerry Rice at Det.	9/25/95 (11 catches)
167 – Jerry Rice vs. Atl.	9/10/95 (11 catches)
121 – Jerry Rice vs. Den.	12/17/94 (9 catches)
106 – Rickey Watters vs. Den.	12/17/94 (4 catches)
144 – Jerry Rice at SD	12/11/94 (12 catches)
165 – Jerry Rice vs. LA Rams	11/20/94 (16 catches)
147 – Jerry Rice at LA Rams	9/18/94 (11 catches)
103 – John Taylor at LA Rams	9/18/94 (7 catches)
169 – Jerry Rice vs. LA Raiders	9/5/94 (7 catches)
132 – Jerry Rice at Det.	12/19/93 (4 catches)
115 – John Taylor at Det.	12/19/93 (4 catches)
105 – Jerry Rice at Atl.	12/11/93 (6 catches)
166 – Jerry Rice at LA Rams	11/28/93 (8 catches)
150 – John Taylor at LA Rams	11/28/93 (6 catches)
172 – Jerry Rice at TB	11/14/93 (8 catches)
155 – Jerry Rice vs. Phx.	10/24/93 (9 catches)
118 – Jerry Rice vs. TB	12/19/92 (7 catches)
133 – Jerry Rice vs. Phi.	11/29/92 (8 catches)
183 – Jerry Rice vs. Atl.	10/18/92 (7 catches)
159 – Mike Sherrard vs. Buf.	9/13/92 (6 catches)
112 – John Taylor vs. Buf.	9/13/92 (5 catches)
125 – Jerry Rice vs. Chi.	12/23/91 (5 catches)
113 – John Taylor at Sea.	12/8/91 (7 catches)
154 – Jerry Rice vs. NO	12/1/91 (9 catches)
121 – John Taylor at LA Rams	11/25/91 (6 catches)



49ERS 100-YARD RECEIVERS SINCE 1970 (CONT.)

127 – John Taylor at Atl.	11/3/91 (2 catches)	127 – Dwight Clark at Hou.	10/21/84 (5 catches)
138 – Jerry Rice vs. Atl.	10/13/91 (7 catches)	105 – Dwight Clark vs. Was.	9/10/84 (5 catches)
150 – Jerry Rice vs. SD	9/8/91 (9 catches)	103 – Freddie Solomon vs. Atl.	9/25/83 (6 catches)
118 – Jerry Rice at Min.	12/30/90 (9 catches)	121 – Freddie Solomon at StL	9/18/83 (3 catches)
104 – Jerry Rice at LA Rams	12/17/90 (5 catches)	104 – Dwight Clark at KC	12/26/82 (4 catches)
101 – Jerry Rice at Cin.	12/9/90 (8 catches)	101 – Dwight Clark vs. Atl.	12/19/82 (8 catches)
147 – Jerry Rice at Dal.	11/11/90 (12 catches)	135 – Dwight Clark vs. SD	12/11/82 (12 catches)
187 – Jerry Rice at GB	11/4/90 (6 catches)	102 – Jeff Moore at LA Rams	12/2/82 (8 catches)
225 – Jerry Rice at Atl.	10/14/90 (13 catches)	103 – Dwight Clark at StL	11/21/82 (6 catches)
132 – John Taylor at Hou.	10/7/90 (4 catches)	127 – Dwight Clark at Den.	9/19/82 (9 catches)
171 – Jerry Rice vs. Atl.	9/23/90 (8 catches)	109 – Freddie Solomon at Den.	9/19/82 (4 catches)
125 – Brent Jones vs. Atl.	9/23/90 (5 catches)	106 – Dwight Clark vs. LA Raiders	9/12/82 (6 catches)
160 – John Taylor vs. Was.	9/16/90 (8 catches)	124 – Freddie Solomon at LA Rams	11/22/81 (5 catches)
101 – Jerry Rice vs. Chi.	12/24/89 (4 catches)	128 – Dwight Clark vs. Atl.	11/8/81 (7 catches)
286 – John Taylor at LA Rams	12/11/89 (11 catches)	109 – Dwight Clark vs. LA Rams	10/25/81 (4 catches)
162 – John Taylor at Atl.	12/3/89 (5 catches)	135 – Dwight Clark vs. Dal.	10/11/81 (4 catches)
117 – Jerry Rice vs. NYG	11/27/89 (7 catches)	113 – Freddie Solomon vs. Chi.	9/13/81 (5 catches)
106 – Jerry Rice vs. GB	11/19/89 (9 catches)	155 – Dwight Clark vs. NO	12/7/80 (6 catches)
112 – Jerry Rice vs. NE	10/22/89 (6 catches)	104 – Freddie Solomon at GB	11/9/80 (5 catches)
103 – Tom Rathman vs. NE	10/22/89 (11 catches)	148 – Dwight Clark at Dal.	10/12/80 (8 catches)
149 – Jerry Rice at NO	10/8/89 (7 catches)	132 – Freddie Solomon vs. Atl.	9/28/80 (5 catches)
136 – John Taylor at Phi.	9/24/89 (6 catches)	135 – Paul Hofer vs. StL	9/14/80 (9 catches)
164 – Jerry Rice at Phi.	9/24/89 (6 catches)	114 – Paul Hofer at NO	9/7/80 (7 catches)
122 – Jerry Rice at TB	9/17/89 (8 catches)	130 – Paul Hofer at Atl.	12/16/79 (9 catches)
163 – Jerry Rice at Ind.	9/10/89 (6 catches)	104 – Paul Hofer at NYG	10/14/79 (9 catches)
171 – Jerry Rice at SD	11/27/88 (6 catches)	144 – Freddie Solomon vs. NO	9/23/79 (8 catches)
105 – Jerry Rice vs. Was.	11/21/88 (3 catches)	107 – Freddie Solomon at Min.	9/2/79 (4 catches)
163 – Jerry Rice at Sea.	9/25/88 (6 catches)	110 – Freddie Solomon at Hou.	9/17/78 (3 catches)
163 – Jerry Rice vs. Atl.	9/18/88 (8 catches)	130 – Gene Washington vs. Dal.	12/12/77 (5 catches)
109 – Jerry Rice at NYG	9/11/88 (4 catches)	112 – Gene Washington vs. Det.	10/23/77 (4 catches)
126 – Jerry Rice vs. Cle.	11/29/87 (7 catches)	104 – Willie McGee at Sea.	9/26/76 (5 catches)
103 – Jerry Rice at TB	11/22/87 (7 catches)	101 – Gene Washington at Phi.	11/30/75 (6 catches)
108 – Jerry Rice vs. NO	11/15/87 (4 catches)	144 – Gene Washington at LA Rams	11/9/75 (5 catches)
104 – Mike Wilson at Cin.	9/20/87 (7 catches)	121 – Gene Washington at Dal.	11/10/74 (7 catches)
106 – Jerry Rice at Pit.	9/13/87 (8 catches)	133 – Ted Kwalick at Det.	11/4/73 (8 catches)
204 – Jerry Rice at Was.	11/17/86 (12 catches)	101 – Dan Abramowicz vs. NO	10/21/73 (4 catches)
156 – Jerry Rice vs. StL	11/9/86 (4 catches)	118 – Gene Washington vs. Min.	10/14/73 (8 catches)
144 – Jerry Rice vs. Min.	10/12/86 (7 catches)	119 – Gene Washington vs. Min.	12/16/72 (4 catches)
172 – Jerry Rice vs. Ind.	10/5/86 (6 catches)	114 – Gene Washington at Chi.	11/19/72 (4 catches)
120 – Jerry Rice vs. NO	9/21/86 (7 catches)	164 – Gene Washington at GB	11/5/72 (6 catches)
100 – Dwight Clark vs. NO	9/21/86 (7 catches)	102 – Ted Kwalick vs. NO	10/22/72 (2 catches)
157 – Jerry Rice at LA Rams	9/14/86 (6 catches)	126 – Ted Kwalick vs. NYG	10/15/72 (6 catches)
100 – Dwight Clark at TB	9/7/86 (7 catches)	140 – Gene Washington vs. SD	9/17/72 (8 catches)
111 – Jerry Rice vs. Dal.	12/22/85 (7 catches)	160 – Gene Washington vs. NE	10/31/71 (5 catches)
241 – Jerry Rice vs. LA Rams	12/9/85 (10 catches)	112 – Gene Washington at Phi.	10/3/71 (3 catches)
132 – Roger Craig at LA Rams	10/27/85 (6 catches)	131 – Gene Washington at NO	12/13/70 (5 catches)
167 – Roger Craig at Atl.	10/6/85 (12 catches)	115 – Gene Washington vs. Atl.	12/6/70 (3 catches)
125 – Renaldo Nehemiah vs. Min.	12/8/84 (6 catches)	119 – Gene Washington at Chi.	11/8/70 (5 catches)
105 – Freddie Solomon at Cle.	11/11/84 (5 catches)	126 – Gene Washington vs. NO	10/18/70 (4 catches)
124 – Dwight Clark vs. Cin.	11/4/84 (7 catches)	145 – Gene Washington at LA Rams	10/11/70 (7 catches)



ALL-TIME RETURNS FOR TOUCHDOWNS

ALL-TIME INTERCEPTION RETURNS FOR TDs

Date	Player	Yds	Opp.
9/30/18	Exum Jr., Antone	32	at LAC
12/24/17	Johnson, Dontae	50	vs. Jax.
12/6/15	Ward, Jimmie	29	at Chi.
12/20/14	Bethea, Antoine	49	vs. SD
10/13/14	Johnson, Dontae	20	at StL
12/23/13	Bowman, NaVorro	89	vs. Atl.
10/6/13	Brock, Tramaine	18	vs. Hou.
11/25/12	Whitner, Donte	42	at NO
11/25/12	Brooks, Ahmad	50	at NO
10/9/11	Rogers, Carlos	31	vs. TB
1/2/11	Brown, Tarell	62	vs. Arz.
12/12/10	Goldson, Dashon	39	vs. Sea.
10/24/10	McDonald, Ray	31	at Car.
10/4/09	Willis, Patrick	23	vs. StL
9/14/08	Willis, Patrick	86	at Sea.
12/31/06	Harris, Walt	28	at Den.
1/1/06	Adams, Mike	40	vs. Hou.
11/27/05	Spencer, Shawntae	61	at Ten.
9/25/05	Parrish, Tony	34	vs. Dal.
9/7/03	Plummer, Ahmed	68	vs. Chi.
10/6/02	Webster, Jason	37	vs. StL
11/25/01	Bronson, Zack	48	at Ind.
10/28/01	Bronson, Zack	97	at Chi.
12/3/00	Montgomery, Monty	46	at SD
11/19/00	Webster, Jason	70	vs. Atl.
10/17/99	Walker, Darnell	27	vs. Car.
9/19/99	Shulters, Lance	64	at NO
1/3/98	Norton, Ken Jr.	23	vs. Min.*
12/15/97	Hanks, Merton	55	vs. Den.
9/29/96	Pope, Marquez	55	vs. Atl.
11/26/95	Davis, Eric	86	vs. StL
10/22/95	Norton, Ken Jr.	35	at StL
10/22/95	Norton, Ken Jr.	21	at StL
9/10/95	McDonald, Tim	13	vs. Atl.
9/3/95	McDonald, Tim	52	at NO
1/15/95	Davis, Eric	44	vs. Dal.*
12/11/94	Sanders, Deion	90	at SD
11/6/94	McDonald, Tim	73	at Was.
10/16/94	Sanders, Deion	93	at Atl.
9/25/94	Sanders, Deion	74	vs. NO
11/22/93	Hanks, Merton	67	vs. NO
10/31/93	McGruder, Michael	31	vs. LA Rams
10/3/93	Davis, Eric	41	vs. Min.
9/6/92	Johnson, John	56	at NYG
1/12/91	Carter, Michael	61	vs. Was.*
1/6/90	Lott, Ronnie	58	vs. Min.*
1/9/88	Fuller, Jeff	48	vs. Min.*
11/9/86	Holmoe, Tom	78	vs. StL Cardinals
10/26/86	Nixon, Tory	88	at GB
10/26/86	Lott, Ronnie	55	at GB
10/5/86	McKyer, Tim	21	vs. Ind.
9/28/86	Holmoe, Tom	66	at Mia.
10/13/85	Williamson, Carlton	43	vs. Chi.
12/2/84	McLemore, Dana	54	at Atl.
11/25/84	Shell, Todd	53	at NO
12/19/83	Wright, Eric	48	vs. Dal.
10/16/83	Hicks, Dwight	62	at NO
9/18/83	Collier, Tim	32	at StL Cardinals
9/18/83	Hicks, Dwight	40	at StL Cardinals
9/8/83	Wright, Eric	60	at Min.
12/26/82	Lott, Ronnie	83	at KC
1/3/82	Lott, Ronnie	20	vs. NYG*
11/22/81	Lott, Ronnie	25	at LA Rams
10/11/81	Lott, Ronnie	41	vs. Dal.
10/4/81	Hicks, Dwight	32	at Was.
9/27/81	Lott, Ronnie	26	vs. NO
10/1/78	Leonard, Anthony	30	vs. Cin.
10/19/75	Allen, Nate	37	vs. NO
12/15/74	Wilcox, Dave	21	vs. NO
11/23/72	Vanderbundt, Skip	21	at Dal.
10/29/72	Vanderbundt, Skip	37	at Atl.
10/1/72	Simpson, Mike	32	at NO
12/20/70	Johnson, Jimmy	36	at Oak.
9/27/70	Phillips, Mel	35	vs. Cle.
10/26/69	Woitt, Johnny	57	at Bal.
11/24/68	Belk, Bill	6	at Pit.
11/24/68	Alexander, Kermit	66	at Pit.
9/15/68	Hindman, Stan	25	at Bal. Colts

* - Postseason

Date	Player	Yds	Opp.
12/11/66	Randolph, Alvin	94	vs. Chi.
11/24/66	Dowdle, Mike	27	at Det.
10/16/66	Johnson, Jimmy	35	at Atl.
11/22/59	Mertens, Jerry	30	at Bal. Colts
11/30/58	Hazeltine, Matt	13	at Bal. Colts
10/27/57	Herchman, Bill	54	vs. Chi.
12/8/56	Moegle, Dick	32	vs. GB
10/16/55	Berry, Rex	44	at Det.
10/17/54	Brown, Hardy	41	at Chi.
9/26/54	Berry, Rex	34	vs. Was.
12/6/53	Berry, Rex	29	vs. GB
10/12/52	Burke, Don	35	at Det.
10/14/51	Cason, Jim	65	at Pit.
11/5/50	Livingston, Howie	35	at LA Rams

ALL-TIME FUMBLE RETURNS FOR TDs

Date	Player	Yds	Opp.
9/7/14	Culliver, Chris	35	at Dal.
12/15/13	Hunter, Kendall	2	at TB
10/27/13	Skuta, Dan	47	at Jax.
10/20/13	Osgood, Kassim	end zone	at Ten.
12/16/12	Gore, Frank	9	at NE
9/30/12	Rogers, Carlos	51	at NYJ
10/4/09	McDonald, Ray	11	vs. StL
10/4/09	McKillop, Scott	end zone	vs. StL
12/7/08	Staley, Joe	end zone	vs. NYJ
11/25/07	Banta-Cain, Tully	end zone	at Arz.
10/8/06	Oliver, Melvin	12	vs. Oak.
10/2/05	Johnson, Derrick	78	at Arz. (Mex. City)
10/2/05	Smith, Derek	end zone	at Arz. (Mex. City)
11/28/04	Smith, Derek	46	vs. Mia.
10/31/04	Carpenter, Dwaine	80	at Chi.
10/26/03	Harris, Kwame	1	at Arz.
10/28/01	Peterson, Julian	26	at Chi.
10/24/99	Walker, Darnell	71	at Min.
10/17/99	McMillan, Mark	41	vs. Car.
10/10/99	Bryant, Junior	end zone	at StL
12/15/97	Greene, Kevin	40	vs. Den.
11/10/97	Hanks, Merton	38	at Phi.
11/17/96	Doleman, Chris	end zone	vs. Bal.
12/24/95	Rice, Jerry	end zone	at Atl.
12/3/95	Woodall, Lee	96	vs. Buffalo
11/12/95	Hanks, Merton	38	at Dal.
10/16/94	McDonald, Tim	49	at Atl.
11/14/93	Tamm, Ralph	1	at TB
10/17/93	Davis, Eric	47	at Dal.
11/1/92	Sherrard, Mike	38	at Phx. Cardinals
12/23/91	Griffin, Don	99	vs. Chi.
11/12/89	Haley, Charles	3	vs. Atl.
12/27/87	Taylor, John	26	vs. LA Rams
12/1/85	Turner, Keena	65	at Was.
10/20/85	McIntyre, Guy	end zone	at Det.
9/22/85	McColl, Milt	28	at LA Raiders
12/2/84	Johnson, Gary	33	at Atl.
10/23/83	Board, Dwaine	end zone	at LA Rams
10/4/81	Hicks, Dwight	80	at Was.
10/3/76	Elam, Cleveland	31	vs. NYJ
11/16/75	Hart, Tommy	10	vs. Chi.
10/26/75	McGill, Ralph	14	at NE
12/15/74	Belk, Bill	19	vs. NO
12/2/73	Hall, Windlan	66	vs. Phi.
11/23/72	Vanderbundt, Skip	73	at Dal.
12/26/71	Hoskins, Bob	end zone	vs. Was.*
10/31/71	Blue, Forrest	25	vs. NE
10/24/71	Hart, Tommy	63	at StL Cardinals
10/19/69	Lakes, Roland	2	vs. Atl.
10/27/68	Witcher, Dick	12	at Det.
10/15/67	Windsor, Bob	2	at Phi.
12/11/66	Alexander, Kermit	14	vs. Chi.
10/9/66	Hazeltine, Matt	22	vs. GB
11/28/65	Kopay, Dave	end zone	at Min.
11/14/65	Miller, Clark	75	at Det.
11/14/65	Wilcox, Dave	8	at Det.
10/24/65	Chapple, Jack	8	vs. Min.
9/19/65	Krueger, Charlie	6	vs. Chi.
10/14/62	Woodson, Abe	37	at Chi.
10/18/59	Hazeltine, Matt	40	at Det.

**ALL-TIME BLOCKED FGs RETURNED FOR TDs****(1970–Present)**

Date	Player	Yds	Opp.
9/27/09	Clements, Nate	59	at Min.
10/19/08	Clements, Nate	74	at NYG
10/12/08	Strickland, Donald	41	vs. Phi.
10/15/89	Jackson, Johnnie	62	at Dal.
9/26/71	Taylor, Bruce	58	at NO
12/13/70	Taylor, Bruce	92	at NO

ALL-TIME PUNT RETURNS FOR TDs

Date	Player	Yds	Opp.
9/11/11	Ginn Jr., Ted	55	vs. Sea.
12/26/10	Ginn Jr., Ted	78	at StL
9/11/05	Amey, Otis	75	vs. StL
10/10/04	Battle, Arnaz	71	vs. Arz.
12/1/02	Williams, Jimmy	89	vs. Sea.
12/27/98	McQuarters, R.W.	72	vs. StL
11/10/97	Levy, Chuck	73	at Phi.
12/18/95	Carter, Dexter	78	vs. Min.
10/3/93	Carter, Dexter	72	vs. Min.
11/9/92	Hanks, Merton	48	at Atl.
11/21/88	Taylor, John	95	vs. Was.
10/2/88	Taylor, John	77	vs. Det.
12/14/87	McLemore, Dana	83	vs. Chi.
11/23/86	Griffin, Don	76	vs. Atl.
10/8/84	McLemore, Dana	79	at NYG
12/19/83	McLemore, Dana	56	vs. Dal.
1/2/83	McLemore, Dana	93	vs. LA Rams
12/7/80	Solomon, Freddie	57	vs. NO
10/26/80	Solomon, Freddie	53	vs. TB
10/17/76	Leonard, Anthony	60	vs. NO
9/26/76	McGill, Ralph	50	at Sea.
11/24/74	Moore, Manfred	88	vs. Atl.
12/11/66	Alexander, Kermit	44	vs. Chi.
11/15/64	Alexander, Kermit	70	vs. GB
10/21/62	Woodson, Abe	85	at GB
11/5/61	Woodson, Abe	80	vs. Det.
12/16/56	Arenas, Joe	67	at Bal. Colts
10/19/52	McElhenny, Hugh	94	at Chi.
19.26/52	O'Donahue, Pat	23	vs. Dal.
10/28/51	Nomellini, Leo	20	vs. LA Rams

* – Postseason

ALL-TIME KICKOFF RETURNS FOR TDs

Date	Player	Yds	Opp.
9/11/11	Ginn Jr., Ted	102	vs. Sea.
11/10/08	Rossum, Allen	104	at Arz.
11/2/03	Wilson, Cedrick	95	vs. StL
1/11/98	Levy, Chuck	95	vs. GB*
11/16/97	Kirby, Terry	101	vs. Car.
11/6/94	Carter, Dexter	96	at Was.
12/1/91	Carter, Dexter	98	vs. NO
12/20/87	Cribbs, Joe	92	vs. Atl.
12/1/85	Monroe, Carl	95	at Was.
11/22/81	Lawrence, Amos	92	at LA Rams
11/2/80	Owens, James	101	at Det.
11/18/79	Owens, James	85	vs. Den.
11/19/78	Williams, Dave	89	vs. LA Rams
12/4/77	Williams, Dave	80	at Min.
12/23/72	Washington, Vic	97	vs. Dal.*
10/29/72	Washington, Vic	98	at Atl.
11/17/63	Woodson, Abe	99	at NYG
9/29/63	Woodson, Abe	95	at Min.
9/15/63	Woodson, Abe	103	vs. Min.
10/1/61	Woodson, Abe	98	at Det.
12/18/60	Lyles, Lenny	97	vs. Bal. Colts
11/22/59	Woodson, Abe	105	at LA Rams
11/4/56	Arenas, Joe	90	vs. Det.

ALL-TIME BLOCKED PUNTS RETURNED FOR TDs**(1970–Present)**

Date	Player	Yds	Opp.
10/3/10	Taylor Mays	0	at Atl.
9/25/77	Mike Baldassin	0	vs. Mia.
9/21/75	Dave Washington	15	at Min.
12/15/73	Windlan Hall	0	vs. Pit.

ALL-TIME 1,000/3,000 YARD SEASONS**RUSHING**

Yds	Player	Year
1,695	Frank Gore	2006
1,570	Garrison Hearst	1998
1,502	Roger Craig	1988
1,262	Wendell Tyler	1984
1,229	Charlie Garner	1999
1,214	Frank Gore	2012
1,211	Frank Gore	2011
1,206	Garrison Hearst	2001
1,203	Delvin Williams	1976
1,142	Charlie Garner	2000
1,128	Frank Gore	2013
1,120	Frank Gore	2009
1,106	Frank Gore	2014
1,102	Frank Gore	2007
1,054	Roger Craig	1989
1,050	Roger Craig	1985
1,049	Joe Perry	1954
1,036	Frank Gore	2008
1,036	J.D. Smith	1959
1,024	Kevan Barlow	2003
1,019	Garrison Hearst	1997
1,018	Joe Perry	1953
1,013	Ricky Watters	1992

RECEIVING

Yds	Player	Year
1,848	Jerry Rice	1995
1,570	Jerry Rice	1986
1,503	Jerry Rice	1993
1,502	Jerry Rice	1990
1,499	Jerry Rice	1994
1,483	Jerry Rice	1989
1,451	Terrell Owens	2000
1,412	Terrell Owens	2001
1,344	Dave Parks	1965
1,306	Jerry Rice	1988
1,300	Terrell Owens	2002
1,254	Jerry Rice	1996
1,228	George Kittle	2018
1,206	Jerry Rice	1991
1,201	Jerry Rice	1992
1,179	Anquan Boldin	2013
1,157	Jerry Rice	1998
1,105	Michael Crabtree	2012
1,105	Dwight Clark	1981
1,102	Terrell Owens	2003
1,100	Gene Washington	1970
1,097	Terrell Owens	1998
1,078	Jerry Rice	1987
1,077	John Taylor	1989
1,062	Anquan Boldin	2014
1,032	R.C. Owens	1961
1,016	Roger Craig	1985

PASSING

Yds	Player	Year
4,278	Jeff Garcia	2000
4,170	Steve Young	1998
4,023	Steve Young	1993
3,969	Steve Young	1994
3,944	Joe Montana	1990
3,910	Joe Montana	1983
3,653	Joe Montana	1985
3,652	Steve DeBerg	1979
3,630	Joe Montana	1984
3,565	Joe Montana	1981
3,538	Jeff Garcia	2001
3,521	Joe Montana	1989
3,465	Steve Young	1992
3,369	Colin Kaepernick	2014
3,344	Jeff Garcia	2002
3,200	Steve Young	1995
3,197	Colin Kaepernick	2013
3,144	Alex Smith	2011
3,112	John Brodie	1965
3,054	Joe Montana	1987
3,029	Steve Young	1997
3,020	John Brodie	1968



49ERS YEARLY STATISTICAL LEADERS

RUSHING (BASED ON YARDS)

Year	Player	Att	Yds	Avg	Lg	TD	Rank
1946	Standlee, Norm	134	683	5.1	—	2	—
1947	Strzykalski, John	143	906	6.3	50	5	—
1948	Strzykalski, John	141	915	6.5	—	4	—
1949	Perry, Joe	115	783	6.8	59	8	—
1950	Perry, Joe	124	647	5.2	78t	5	5
1951	Perry, Joe	136	677	5.0	58t	3	5
1952	Perry, Joe	158	725	4.6	78t	8	3
1953	Perry, Joe	192	1,018	5.3	51t	10	1
1954	Perry, Joe	173	1,049	6.1	58	8	1
1955	Perry, Joe	156	701	4.5	42	2	5
1956	McElhenny, Hugh	185	916	5.0	86t	8	3
1957	McElhenny, Hugh	102	478	4.7	61	1	15
1958	Perry, Joe	125	758	6.1	73t	4	3
1959	Smith, J.D.	207	1,036	5.0	73t	10	2
1960	Smith, J.D.	174	780	4.5	41	5	5
1961	Smith, J.D.	167	823	4.9	33	8	5
1962	Smith, J.D.	258	907	3.5	28	6	6
1963	Smith, J.D.	162	560	3.5	52t	5	13
1964	Kopay, Dave	75	271	3.6	18	0	32
1965	Willard, Ken	189	778	4.1	32	5	4
1966	Willard, Ken	191	763	4.0	49	5	5
1967	Willard, Ken	169	510	3.0	20	5	17
1968	Willard, Ken	227	967	4.3	69t	7	2
1969	Willard, Ken	171	557	3.3	18	7	13
1970	Willard, Ken	236	789	3.3	20	7	9/6
1971	Willard, Ken	216	855	4.0	49	4	15/9
1972	Washington, Vic	141	468	3.3	33	3	42/20
1973	Washington, Vic	151	534	3.5	25	8	32/15
1974	Jackson, Wilbur	174	705	4.1	64	0	17/8
1975	Williams, Delvin	117	631	5.4	52	3	21/13
1976	Williams, Delvin	248	1,203	4.9	80t	7	3/2
1977	Williams, Delvin	268	931	3.5	40	7	10/5
1978	Simpson, O.J.	161	593	3.7	34	1	39/19
1979	Hofer, Paul	123	615	5.0	47	7	33/17
1980	Cooper, Earl	171	720	4.2	47	5	23/12
1981	Patton, Ricky	152	543	3.6	28	4	35/16
1982	Moore, Jeff	85	281	3.3	19	4	37/16
1983	Tyler, Wendell	176	856	4.9	39	4	19/10
1984	Tyler, Wendell	246	1,262	5.1	40	7	5/5
1985	Craig, Roger	214	1,050	4.9	62t	9	13/8
1986	Craig, Roger	204	830	4.1	25	7	13/8
1987	Craig, Roger	215	815	3.8	25	3	8/5
1988	Craig, Roger	310	1,502	4.8	46t	9	3/2
1989	Craig, Roger	271	1,054	3.9	27	6	10/5
1990	Carter, Dexter	114	460	4.0	74t	1	39/19
1991	Henderson, Keith	137	561	4.1	25	2	30/11
1992	Watters, Ricky	206	1,013	4.9	43	9	13/8
1993	Watters, Ricky	208	950	4.6	39	10	12/8
1994	Watters, Ricky	239	877	3.7	23	6	15/8
1995	Loville, Derek	218	723	3.3	27	10	24/13
1996	Kirby, Terry	134	559	4.2	31	3	33/15
1997	Hearst, Garrison	234	1,019	4.4	51	4	15/7
1998	Hearst, Garrison	310	1,570	5.1	96t	7	3/2
1999	Garner, Charlie	241	1,229	5.1	53	4	8/5
2000	Garner, Charlie	258	1,142	4.4	42	7	16/7
2001	Hearst, Garrison	252	1,206	4.8	43t	4	10/5

PASSING (BASED ON YARDS)

Year	Player	Att	Cmp	Pct	Yds	TD	INT	Rtg	Rank
1946	Albert, Frank	197	104	52.9	1,404	14	14	—	—
1947	Albert, Frank	242	128	52.9	1,692	18	15	—	—
1948	Albert, Frank	264	154	58.3	1,990	29	10	—	—
1949	Albert, Frank	260	129	49.6	1,862	27	16	—	—
1950	Albert, Frank	306	155	50.7	1,767	14	23	52.6	8
1951	Albert, Frank	166	90	50.7	1,116	5	10	60.2	8
1952	Tittle, Y.A.	208	106	51.0	1,407	11	12	66.4	5
1953	Tittle, Y.A.	259	149	57.5	2,121	20	16	84.0	3
1954	Tittle, Y.A.	295	170	57.6	2,205	9	9	78.7	7
1955	Tittle, Y.A.	287	147	51.2	2,185	17	28	56.6	4
1956	Tittle, Y.A.	218	124	56.9	1,641	7	12	68.6	7
1957	Tittle, Y.A.	279	176	63.1	2,157	13	15	80.6	6
1958	Tittle, Y.A.	208	120	57.7	1,467	9	15	63.9	3
1959	Tittle, Y.A.	199	102	51.3	1,331	10	15	58.0	4
1960	Brodie, John	207	103	49.8	1,111	6	9	57.5	5
1961	Brodie, John	283	155	54.8	2,588	14	12	84.7	4
1962	Brodie, John	304	175	57.6	2,272	18	16	79.0	6
1963	McHan, Lamar	195	83	42.3	1,243	8	11	54.3	15
1964	Brodie, John	392	193	49.2	2,498	14	16	64.6	12
1965	Brodie, John	391	242	61.9	3,112	30	16	95.3	3
1966	Brodie, John	427	232	54.3	2,810	16	22	65.8	8
1967	Brodie, John	349	168	48.1	2,013	11	16	57.6	11
1968	Brodie, John	404	234	57.9	3,020	22	21	78.0	3
1969	Brodie, John	347	194	55.9	2,405	16	15	74.9	7
1970	Brodie, John	378	223	59.0	2,941	24	10	93.8	1/1
1971	Brodie, John	387	208	53.7	2,642	18	24	65.0	12/6
1972	Spurrier, Steve	269	147	54.6	1,983	18	16	75.9	8/5
1973	Brodie, John	194	98	50.5	1,126	3	12	43.0	N/A
1974	Owen, Tom	184	88	47.8	1,327	10	15	56.1	25/11
1975	Snead, Norm	189	108	57.1	1,337	9	10	73.0	11/5
1976	Plunkett, Jim	243	126	51.9	1,592	13	16	63.0	17/8
1977	Plunkett, Jim	248	128	51.6	1,693	9	14	62.1	17/8
1978	DeBerg, Steve	302	137	45.4	1,570	8	22	40.0	28/17
1979	DeBerg, Steve	578	347	60.0	3,652	17	21	73.1	13/5
1980	DeBerg, Steve	321	186	57.9	1,998	12	17	66.7	25/13
1981	Montana, Joe	488	311	63.7	3,565	19	12	88.4	4/1
1982	Montana, Joe	346	213	61.6	2,613	17	11	88.0	5/3
1983	Montana, Joe	515	332	64.5	3,910	26	12	94.6	5/3
1984	Montana, Joe	432	279	64.6	3,630	28	10	102.9	2/1
1985	Montana, Joe	494	303	61.3	3,653	27	13	91.3	3/1
1986	Montana, Joe	307	191	62.2	2,236	8	9	80.7	9/2
1987	Montana, Joe	398	266	66.8	3,054	31	13	102.1	1/1
1988	Montana, Joe	397	238	59.9	2,981	18	10	87.9	6/3
1989	Montana, Joe	386	271	70.2	3,521	26	8	112.4	1/1
1990	Montana, Joe	520	321	61.7	3,944	26	16	89.0	7/3
1991	Young, Steve	279	180	64.5	2,517	17	8	101.8	1/1
1992	Young, Steve	402	268	66.7	3,465	25	7	107.0	1/1
1993	Young, Steve	462	314	68.0	4,023	29	16	101.5	1/1
1994	Young, Steve	461	324	70.3	3,969	35	10	112.8	1/1
1995	Young, Steve	447	299	66.9	3,200	20	11	92.3	5/4
1996	Young, Steve	316	214	67.7	2,410	14	6	97.2	1/1
1997	Young, Steve	356	241	67.7	3,029	19	6	104.7	1/1
1998	Young, Steve	517	322	62.3	4,170	36	12	101.1	3/2
1999	Garcia, Jeff	375	225	60.0	2,544	11	11	77.9	17/10
2000	Garcia, Jeff	561	355	63.3	4,287	31	10	97.6	5/4
2001	Garcia, Jeff	504	316	62.7	3,538	32	12	94.8	3/2



49ERS YEARLY STATISTICAL LEADERS (CONT.)

RUSHING (BASED ON YARDS)

Year	Player	Att	Yds	Avg	Lg	TD	Rank
2002	Hearst, Garrison	215	972	4.5	40	8	21/9
2003	Barlow, Kevan	201	1,024	5.1	78t	6	17t/6t
2004	Barlow, Kevan	244	822	3.4	60	7	26/12
2005	Gore, Frank	127	608	4.8	72t	3	32/14
2006	Gore, Frank	312	1,695	5.4	72	8	3/1
2007	Gore, Frank	260	1,102	4.2	43t	5	13/5
2008	Gore, Frank	240	1,036	4.3	41t	6	13t/9
2009	Gore, Frank	229	1,120	4.9	80t	10	11t/5
2010	Gore, Frank	203	853	4.2	64	3	21/8
2011	Gore, Frank	282	1,211	4.3	55	8	6/3
2012	Gore, Frank	258	1,214	4.7	37	8	10/5
2013	Gore, Frank	276	1,128	4.1	51	9	9/7
2014	Gore, Frank	255	1,106	4.3	52t	4	9/5
2015	Hyde, Carlos	115	470	4.1	22	3	47/24
2016	Hyde, Carlos	217	988	4.6	47	6	14/6
2017	Hyde, Carlos	240	938	3.9	61	8	13/5
2018	Breida, Matt	153	814	5.3	66t	3	N/A

PASSING (BASED ON YARDS)

Year	Player	Att	Cmp	Pct	Yds	TD	INT	Rtg	Rank
2002	Garcia, Jeff	528	328	62.1	3,344	21	10	85.6	11t/4
2003	Garcia, Jeff	392	225	57.4	2,704	18	13	80.1	15/8
2004	Rattay, Tim	325	198	60.9	2,169	10	10	78.1	20/10
2005	Smith, Alex	165	84	50.9	875	1	11	40.8	DNQ
2006	Smith, Alex	442	257	58.1	2,890	16	16	74.8	22/11
2007	Dilfer, Trent	219	113	51.6	1,166	7	12	55.1	N/A
2008	Hill, Shaun	288	181	62.8	2,046	13	8	87.5	12/7
2009	Smith, Alex	372	225	60.5	2,350	18	12	81.5	19/9
2010	Smith, Alex	342	204	59.6	2,370	14	10	82.1	21/9
2011	Smith, Alex	445	273	61.3	3,144	17	5	90.7	9/7
2012	Kaepernick, C.	218	136	62.4	1,814	10	3	98.3	DNQ
2013	Kaepernick, C.	416	243	58.4	3,197	21	8	91.6	20/10
2014	Kaepernick, C.	452	274	60.6	3,165	17	10	85.1	17/9
2015	Gabbert, Blaine	282	178	63.1	2,031	10	7	86.2	30/15
2016	Kaepernick, C.	331	196	57.7	2,241	16	4	90.7	29/14
2017	Beathard, C.J.	224	123	54.9	1,430	4	6	69.2	34/18
2018	Mullens, Nick	241	153	63.5	1,995	10	7	91.2	N/A



49ERS YEARLY STATISTICAL LEADERS

RECEIVING (BASED ON CATCHES)

Year	Player	No	Yds	Avg	Lg	TD	Rank
1946	Beals, Alyn	40	586	14.7	—	10	—
1947	Beals, Alyn	47	655	13.9	54	10	—
1948	Beals, Alyn	46	591	12.8	—	14	—
1949	Beals, Alyn	44	678	15.4	—	12	—
1950	Loyd, Alex	32	402	12.6	38	0	18
1951	Soltau, Gordy	59	826	14.0	48t	7	2
1952	Soltau, Gordy	55	774	14.1	49t	7	4
1953	Wilson, Billy	51	840	16.5	61t	10	6
1954	Wilson, Billy	60	830	13.8	43	5	1
1955	Wilson, Billy	53	831	15.7	72t	7	2
1956	Wilson, Billy	60	889	14.8	77t	5	1
1957	Wilson, Billy	52	757	14.6	40	6	1
1958	Conner, Clyde	49	512	10.4	26	5	5
1959	Wilson, Billy	44	540	12.3	57t	4	6
1960	Conner, Clyde	38	531	14.0	65t	2	1
1961	Owens, R.C.	55	1,032	18.8	54	5	7
1962	Casey, Bernie	53	819	15.5	48t	6	11
1963	Casey, Bernie	47	762	16.2	68t	7	14
1964	Casey, Bernie	58	808	13.9	63t	4	6
1965	Parks, Dave	80	1,344	16.8	53t	12	1
1966	Parks, Dave	66	974	14.8	65t	5	3
1967	Witcher, Dick	46	705	15.3	63t	3	17
1968	McNeil, Clifton	71	994	14.0	65t	7	1
1969	Washington, Gene	51	711	13.9	52	3	10
	Cunningham, Doug, RB	51	484	9.5	58	0	11
1970	Washington, Gene	53	1,100	20.8	79t	12	4/3
1971	Kwalick, Ted	52	664	12.8	42t	5	4/2
1972	Washington, Gene	46	918	20.0	62t	12	13/7
1973	Kwalick, Ted	47	729	15.5	48	5	10/6
1974	Schreiber, Larry, RB	30	217	7.2	16	1	60/36
1975	Washington, Gene	44	735	16.7	68t	9	31/10
1976	Washington, Gene	33	457	13.8	55t	6	52/25
	Jackson, Wilbur, RB	33	324	9.8	32	1	53/27
1977	Washington, Gene	32	638	19.9	47t	5	52/22
1978	Solomon, Freddie	31	458	14.8	58t	2	83/42
1979	Hofer, Paul, RB	58	662	11.4	44	2	17/7
1980	Cooper, Earl, RB	83	567	6.8	66t	4	2/1
1981	Clark, Dwight	85	1,105	13.0	78t	4	2/1
1982	Clark, Dwight	60	913	15.2	51	5	1/1
1983	Clark, Dwight	70	840	12.0	46t	8	11/5
1984	Craig, Roger, RB	71	675	9.5	64t	3	11/6
1985	Craig, Roger, RB	92	1,016	11.0	73	6	1/1
1986	Rice, Jerry	86	1,570	18.3	66t	15	2/1
1987	Craig, Roger, RB	66	492	7.5	35t	1	3/2
1988	Craig, Roger, RB	76	534	7.0	22	1	7/5
1989	Rice, Jerry	82	1,483	18.1	68t	17	5/4
1990	Rice, Jerry	100	1,502	15.0	64t	13	1/1
1991	Rice, Jerry	80	1,206	15.1	73t	14	5/3
1992	Rice, Jerry	84	1,201	14.3	80t	10	5/3
1993	Rice, Jerry	98	1,503	15.3	80t	15	2/2
1994	Rice, Jerry	112	1,499	13.4	69t	13	2/1
1995	Rice, Jerry	+122	*1,848	15.1	81t	15	2/2
1996	Rice, Jerry	108	1,254	11.6	39	8	1/1
1997	Owens, Terrell	60	936	15.6	56t	8	32t/13t
1998	Rice, Jerry	82	1,157	14.1	75t	9	7t/3t
1999	Rice, Jerry	67	830	12.4	62	5	31t/19
2000	Owens, Terrell	97	1,451	15.0	69t	13	5/2
2001	Owens, Terrell	93	1,412	15.2	60t	16	9/4
2002	Owens, Terrell	100	1,300	13.0	76t	13	4t/2
2003	Owens, Terrell	80	1,102	13.8	75t	9	12/7

PUNTING (BASED ON GROSS AVG.) (MIN. 25 PUNTS)

Year	Player	No	Avg	Lg	Blck	Rank
1946	Albert, Frank	54	41.0	73	0	—
1947	Albert, Frank	40	44.0	69	1	—
1948	Albert, Frank	35	44.8	82	0	—
1949	Albert, Frank	31	48.2	72	0	—
1950	Lillywhite, Verl	26	39.1	57	0	11
1951	Albert, Frank	34	44.3	66	0	2
1952	Albert, Frank	68	42.6	70	0	5
1953	Powers, Jim	42	40.6	55	1	8
1954	Brown, Pete	49	37.5	51	0	11
1955	Luna, Bob	63	40.6	63	3	8
1956	Morrall, Earl	45	37.9	57	0	16
1957	Jessup, Bill	38	43.6	62	0	13
1958	Atkins, Bill	25	39.3	51	0	11
1959	Davis, Tommy	59	45.7	71	0	3
1960	Davis, Tommy	62	44.1	74	0	3
1961	Davis, Tommy	50	45.4	67	0	3
1962	Davis, Tommy	48	45.6	82	0	1
1963	Davis, Tommy	73	45.4	64	2	4
1964	Davis, Tommy	79	45.6	68	0	4
1965	Davis, Tommy	54	45.8	65	0	2
1966	Davis, Tommy	63	41.4	60	0	6
1967	Spurrier, Steve	73	37.6	61	1	12
1968	Spurrier, Steve	68	39.0	54	0	12
1969	Kilgore, Jon	36	40.3	72	0	9
1970	Spurrier, Steve	75	38.4	58	0	14/11
1971	McCann, Jim	49	38.7	54	1	25/12
1972	McCann, Jim	64	39.7	63	1	21/10
1973	Wittum, Tom	79	43.7	62	0	4/1
1974	Wittum, Tom	68	41.2	67	1	4/2
1975	Wittum, Tom	67	41.9	64	3	3/2
1976	Wittum, Tom	89	40.8	68	2	3/2
1977	Wittum, Tom	77	36.4	54	3	26/13
1978	Connell, Mike	96	37.3	59	1	21/10
1979	Melville, Dan	71	37.0	53	1	25/14
1980	Miller, Jim	77	40.9	65	0	10/5
1981	Miller, Jim	93	41.5	65	0	15/6
1982	Miller, Jim	44	38.1	80	1	25/13
1983	Orosz, Tom	65	39.3	61	1	25/11
1984	Runager, Max	56	41.8	59	1	17/17
1985	Runager, Max	86	39.8	57	1	26/13
1986	Runager, Max	83	41.6	62	2	10/6
1987	Runager, Max	55	39.2	56	1	22/11
1988	Helton, Barry	78	39.3	53	1	21/11
1989	Helton, Barry	55	40.5	56	1	12/8
1990	Helton, Barry	69	36.8	56	1	28/1
1991	Prokop, Joe	40	38.5	58	0	27/13
1992	Wilmsmeyer, Klaus	49	39.1	58	0	26/14
1993	Wilmsmeyer, Klaus	42	40.9	61	0	23/11
1994	Wilmsmeyer, Klaus	54	41.4	60	0	14t/7t
1995	Thompson, Tommy	57	40.6	65	0	25/13t
1996	Thompson, Tommy	73	44.1	65	2	10/4
1997	Thompson, Tommy	78	40.8	55	1	30/15
1998	Roby, Reggie	60	41.9	66	0	22/9
1999	Stanley, Chad	69	39.7	70	2	26/11
2000	Stanley, Chad	69	39.5	56	1	27/12
2001	Baker, Jason	69	40.8	64	0	23/13
2002	Baker, Jason	42	40.2	51	0	25t/13
2003	LaFleur, Bill	68	38.7	56	1	29t/16
2004	Lee, Andy	96	41.6	81	0	20/10
2005	Lee, Andy	107	41.6	58	1	25/12



49ERS YEARLY STATISTICAL LEADERS

RECEIVING (BASED ON CATCHES)

Year	Player	No	Yds	Avg	Lg	TD	Rank
2004	Johnson, Eric, TE	82	825	10.1	25	2	35/14
2005	Lloyd, Brandon	48	733	15.3	89t	5	44/20
2006	Gore, Frank, RB	61	485	8.0	39	1	40t/21t
2007	Gore, Frank, RB	53	436	8.2	23t	1	54t/27t
2008	Bruce, Isaac	61	835	13.7	63	7	37/19
2009	Davis, Vernon, TE	78	965	12.4	73t	13	19t/10
2010	Davis, Vernon, TE	56	914	16.3	66t	7	51/23
2011	Crabtree, Michael	72	874	12.1	52t	4	24t/15t
2012	Crabtree, Michael	85	1,105	13.0	49t	9	14/9
2013	Boldin, Anquan	85	1,179	13.9	63	7	16/10
2014	Boldin, Anquan	83	1,062	12.8	76t	5	18/11
2015	Boldin, Anquan	69	789	11.4	51	4	37t/19t
2016	Kerley, Jeremy	64	667	10.4	33t	3	64/35
2017	Hyde, Carlos	59	350	5.9	18	0	43t/25
2018	Kittle, George	79	1,228	16.0	85t	4	N/A

+ Team Record * NFL Record

PUNTING (BASED ON GROSS AVG.) (MIN. 25 PUNTS)

Year	Player	No	Avg	Lg	Blck	Rank
2006	Lee, Andy	81	44.8	66	0	7/6
2007	Lee, Andy	105	47.3	74	0	2/1
2008	Lee, Andy	66	47.8	82	1	4/3
2009	Lee, Andy	99	47.6	64	0	2/2
2010	Lee, Andy	91	46.2	64	0	4/2
2011	Lee, Andy	78	50.9	68	1	1/1
2012	Lee, Andy	67	48.1	66	0	4/2
2013	Lee, Andy	79	48.2	62	0	3/1
2014	Lee, Andy	72	46.8	71	1	6/2
2015	Pinion, Bradley	86	43.9	62	0	27/13
2016	Pinion, Bradley	100	44.0	65	0	29/15
2017	Pinion, Bradley	75	43.4	59	0	28/14
2018	Pinion, Bradley	66	43.5	64	1	N/A



49ERS YEARLY STATISTICAL LEADERS

SCORING (BASED ON POINTS)

Year	Player	TD	PAT	FG	Pts	Rank
1946	Beals, Alyn	10	1	0	61	—
1947	Beals, Alyn	10	0	0	60	—
1948	Beals, Alyn	14	0	0	84	—
1949	Beals, Alyn	12	1	0	73	—
1950	Soltau, Gordie	1	26	4	44	22
1951	Soltau, Gordie	7	30	6	90	5
1952	Soltau, Gordie	7	34	6	94	—
1953	Soltau, Gordie	6	48	10	114	1
1954	Soltau, Gordie	2	31	11	76	4
1955	Soltau, Gordie	1	27	3	42	24
	Wilson, Billy	7	0	0	42	24
1956	Soltau, Gordie	1	26	13	71	6
1957	Soltau, Gordie	0	33	9	60	9
1958	Soltau, Gordie	0	29	8	53	20
1959	Davis, Tommy	0	31	12	67	9
1960	Davis, Tommy	0	21	19	78	9
1961	Davis, Tommy	0	44	12	80	8
1962	Davis, Tommy	0	36	10	66	16
1963	Davis, Tommy	0	24	10	54	21
1964	Davis, Tommy	0	30	8	54	24
1965	Davis, Tommy	0	52	17	103	4
1966	Davis, Tommy	0	38	16	86	12
1967	Davis, Tommy	0	33	14	75	10
1968	Davis, Tommy	0	26	9	53	19
1969	Willard, Ken	10	0	0	60	21
1970	Gossett, Bruce	0	39	21	102	6/4
1971	Gossett, Bruce	0	32	23	101	5/3
1972	Gossett, Bruce	0	41	18	95	13/7
1973	Gossett, Bruce	0	26	26	104	7/4
1974	Gossett, Bruce	0	25	11	58	25/8
1975	Mike-Mayer, Steve	0	27	14	69	22/9
1976	Mike-Mayer, Steve	0	26	16	74	25/9
1977	Williams, Delvin	9	0	0	54	14/10
1978	Wersching, Ray	0	24	15	69	22/9
1979	Wersching, Ray	0	32	20	92	12/5
1980	Wersching, Ray	0	33	15	78	18/10
1981	Wersching, Ray	0	30	17	81	22/13
1982	Wersching, Ray	0	23	12	59	9/4
1983	Wersching, Ray	0	51	25	126	3/3
1984	Wersching, Ray	0	56	25	131	1/1
1985	Wersching, Ray	0	52	13	91	21/11
1986	Wersching, Ray	0	41	25	116	3/3
1987	Rice, Jerry	23	0	0	138	1/1
1988	Cofer, Mike	0	40	27	121	2/1
1989	Cofer, Mike	0	49	29	136	1/1
1990	Cofer, Mike	0	39	24	111	4/3
1991	Cofer, Mike	0	49	14	91	17/8
1992	Cofer, Mike	0	53	18	107	8/4
1993	Cofer, Mike	0	59	16	107	11/6
1994	Brien, Doug	0	60	15	105	11/4
1995	Rice, Jerry	17	1(2PT)	0	104	19/10
1996	Wilkins, Jeff	0	40	30	130	4/2
1997	Anderson, Gary	0	38	29	125	3/2
1998	Richey, Wade	0	49	18	103	14/6
1999	Richey, Wade	0	30	21	93	21/8
2000	Richey, Wade	0	43	15	88	28/13
2001	Cortez, Jose	0	47	18	101	16/8
2002	Owens, Terrell	14	0	0	84	8/3*
2003	Peterson, Todd	0	22	12	58	30/14
2004	Peterson, Todd	0	23	18	77	42/18

FIELD GOAL PERCENTAGE

Year	Player	Att	Made	Pct	Lg	Rank
1946	Vetrano, Joe	7	4	.571	26	—
1947	Vetrano, Joe	8	4	.500	30	—
1948	Vetrano, Joe	8	5	.625	47	—
1949	Vetrano, Joe	4	3	.750	28	—
1950	Soltau, Gordie	8	4	.500	26	DNQ
1951	Soltau, Gordie	18	6	.333	42	9
1952	Soltau, Gordie	12	6	.500	31	5
1953	Soltau, Gordie	15	10	.667	39	2
1954	Soltau, Gordie	18	11	.611	37	3
1955	Soltau, Gordie	12	3	.250	28	11
1956	Soltau, Gordie	20	13	.650	40	3
1957	Soltau, Gordie	15	9	.600	37	5
1958	Soltau, Gordie	21	8	.381	39	9
1959	Davis, Tommy	26	12	.462	43	5
1960	Davis, Tommy	32	19	.594	40	7
1961	Davis, Tommy	22	12	.545	46	6
1962	Davis, Tommy	23	10	.435	42	15
1963	Davis, Tommy	31	10	.323	46	22
1964	Davis, Tommy	25	8	.320	*53	19
1965	Davis, Tommy	27	17	.630	*53	5t
1966	Davis, Tommy	31	16	.516	46	15t
1967	Davis, Tommy	33	14	.424	50	23
1968	Davis, Tommy	16	9	.563	38	14
1969	Davis, Tommy	10	3	.300	48	DNQ
1970	Gossett, Bruce	31	21	.677	48	5/3
1971	Gossett, Bruce	36	23	.639	48	9/5
1972	Gossett, Bruce	29	18	.621	50	15/6
1973	Gossett, Bruce	33	26	.788	54	1**/1
1974	Gossett, Bruce	24	11	.458	46	22/11
1975	Mike-Mayer, Steve	28	14	.500	54	22t/11
1976	Mike-Mayer, Steve	28	16	.571	45	16t/9
1977	Wersching, Ray	17	10	.588	50	15/5
1978	Wersching, Ray	23	15	.652	45	12/6
1979	Wersching, Ray	24	20	.833	47	2/1
1980	Wersching, Ray	19	15	.789	47	2/1
1981	Wersching, Ray	23	17	.739	48	5/4
1982	Wersching, Ray	17	12	.706	45	15/8
1983	Wersching, Ray	30	25	.833	52	5t/1t
1984	Wersching, Ray	35	25	.714	53	17/11
1985	Wersching, Ray	21	13	.619	45	22/11
1986	Wersching, Ray	35	25	.714	50	11t/5t
1987	Wersching, Ray	17	13	.765	45	12/6
1988	Cofer, Mike	38	27	.711	52	17/10
1989	Cofer, Mike	36	29	.806	47	4/2
1990	Cofer, Mike	36	24	.667	*56	26t/11t
1991	Cofer, Mike	28	14	.500	50	28/14
1992	Cofer, Mike	27	18	.667	46	21/11
1993	Cofer, Mike	26	16	.615	46	26/12
1994	Brien, Doug	20	15	.750	48	20/7
1995	Wilkins, Jeff	13	12	.923	40	DNQ
1996	Wilkins, Jeff	34	30	.882	49	4/3
1997	Anderson, Gary	36	29	.806	51	11/7
1998	Richey, Wade	27	18	.667	46	27t/13t
1999	Richey, Wade	23	21	.913	52	1**/1
2000	Richey, Wade	22	15	.682	47	28/14
2001	Cortez, Jose	25	18	.720	52	21/12
2002	Cortez, Jose	24	18	.750	45	26/13t
2003	Peterson, Todd	15	12	.800	48	DNQ
2004	Peterson, Todd	22	18	.818	51	15t/6t
2005	Nedney, Joe	28	26	.929	56	3/2



49ERS YEARLY STATISTICAL LEADERS

SCORING (BASED ON POINTS)

Year	Player	TD	PAT	FG	Pts	Rank
2005	Nedney, Joe	0	19	26	97	22t/8t
2006	Nedney, Joe	0	29	29	116	7t/4t
2007	Nedney, Joe	0	22	17	73	35/17
2008	Nedney, Joe	0	34	29	121	15/9
2009	Nedney, Joe	0	33	17	84	28t/14
2010	Nedney, Joe	0	17	11	50	65t/31t
2011	Akers, David	0	34	44	166	1/1
2012	Akers, David	0	44	29	131	9/5
2013	Dawson, Phil	0	44	32	140	6t/3
2014	Dawson, Phil	0	33	25	108	19/9
2015	Dawson, Phil	0	20	24	92	24/12
2016	Dawson, Phil	0	33	18	87	30/14
2017	Gould, Robbie	0	28	39	145	3/2
2018	Gould, Robbie	0	24	32	120	N/A

FIELD GOAL PERCENTAGE

Year	Player	Att	Made	Pct	Lg	Rank
2006	Nedney, Joe	35	29	.829	51	16/9
2007	Nedney, Joe	19	17	.895	50	5/1
2008	Nedney, Joe	33	29	.878	53	12/7
2009	Nedney, Joe	21	17	.810	51	21/9
2010	Reed, Jeff	10	9	.900	47	NA
2011	Akers, David	52	44	.846	55	14/7
2012	Akers, David	42	29	.690	63*	30/14
2013	Dawson, Phil	36	32	.889	56	14t/6t
2014	Dawson, Phil	31	25	.806	55	25/13
2015	Dawson, Phil	27	24	.889	54	10/7
2016	Dawson, Phil	21	18	.857	53	11/6
2017	Gould, Robbie	41	39	.951	52	2/2
2018	Gould, Robbie	33	32	.970	53	N/A

* LONGEST FIELD GOAL IN NFL THAT YEAR; ** LEADER BASED ON FIELD GOAL PCT OF KICKERS WITH 15-OR-MORE MADE; DNQ – DID NOT QUALIFY FOR THE LEAGUE MINIMUM



49ERS YEARLY STATISTICAL LEADERS

KICKOFF RETURNS (BASED ON AVG.) (MIN. 20 RETURNS)

YEAR	Player	No	Yds	Avg	Lg	TD	Rank
1946	Eshmont, Len	10	264	26.4	—	0	DNQ
1947	Eshmont, Len	9	177	19.7	—	0	DNQ
1948	Hall, Forrest	13	369	28.4	—	0	3
1949	Perry, Joe	14	337	24.1	—	0	5
1950	Cathcart, Sam	14	329	23.9	62	0	20
1951	Arenas, Joe	21	542	25.8	49	0	8
1952	McElhenny, Hugh	18	396	22.0	40	0	16
1953	Arenas, Joe	16	551	34.4	82	0	1
1954	Arenas, Joe	16	362	22.6	41	0	11
1955	Arenas, Joe	24	594	24.8	42	0	7
1956	Arenas, Joe	27	801	29.7	96t	1	2
1957	Arenas, Joe	24	657	27.4	64	0	2
1958	Smith, J.D.	15	356	23.7	39	0	8
1959	Lyles, Lenny	25	565	22.6	46	0	10
1960	Lyles, Lenny	17	526	30.9	97t	1	2
1961	Woodson, Abe	27	782	29.0	98t	1	3
1962	Woodson, Abe	37	1,157	31.3	79	0	1
1963	Woodson, Abe	29	935	32.2	103t	3	1
1964	Woodson, Abe	32	880	27.5	70	0	4
1965	Alexander, Kermit	32	741	23.2	46	0	20
1966	Alexander, Kermit	37	984	26.6	56	0	7
1967	Cunningham, Doug	31	826	26.6	94	0	5
1968	Alexander, Kermit	20	360	18.0	35	0	24
1969	Smith, Noland	14	310	22.1	60	0	DNQ
1970	Tucker, Bill	25	577	23.1	43	0	16/9
1971	Washington, Vic	33	858	26.0	74	0	12/8
1972	Washington, Vic	27	771	28.6	98t	1	4/3
1973	Washington, Vic	24	549	22.9	38	0	26/10
1974	Holmes, Mike	25	612	24.5	57	0	15/6
1975	Moore, Manfred	26	650	25.0	52	0	10/5
1976	Leonard, Anthony	26	553	21.3	39	0	29/13
1977	Hofer, Paul	36	871	24.2	48	0	12/7
1978	Williams, Dave	34	745	21.9	89t	1	23/8
1979	Owens, James	41	1,002	24.4	85t	1	5/3
1980	Owens, James	31	726	23.4	101t	1	4/3
1981	Lawrence, Amos	17	437	25.7	92t	1	3/2
1982	McLemore, Dana	16	353	22.1	45	0	18/9
1983	McLemore, Dana	30	576	19.2	39	0	30/14
1984	Monroe, Carl	27	561	20.8	44	0	19/9
1985	Monroe, Carl	28	717	25.6	95t	1	4/3
1986	Crawford, Derrick	15	280	18.7	34	0	DNQ
1987	Rodgers, Del	17	358	21.1	50	0	DNQ
1988	DuBose, Doug	32	608	19.0	44	0	27/11
1989	Flagler, Terrence	32	643	20.1	41	0	18/11
1990	Carter, Dexter	41	783	19.1	35	0	21/11
1991	Carter, Dexter	37	839	22.7	98t	1	5/3
1992	Logan, Marc	22	478	21.7	82	0	9/6
1993	Carter, Dexter	25	494	19.8	60	0	18/11
1994	Carter, Dexter	48	1,105	23.0	96t	1	15/11
1995	Carter, Dexter	23	522	22.7	46	0	DNQ
1996	Carter, Dexter	41	909	22.2	71	0	21/10
1997	Levy, Chuck	36	793	22.0	59	0	22/12
1998	Levy, Chuck	22	383	17.4	30	0	DNQ
1999	McQuarters, R.W.	26	568	21.8	37	0	DNQ
2000	Williams, Kevin	30	536	17.9	33	0	DNQ
2001	Sutherland, Vinny	50	1,140	22.8	65	0	19/11
2002	Williams, Jimmy	35	765	21.9	50	0	29/18
2003	Wilson, Cedrick	37	836	22.6	95t	1	16/10
2004	Robertson, Jamal	25	560	22.4	37	0	11/5
2005	Hicks, Maurice	34	689	20.3	40	0	36/18

PUNT RETURNS (BASED ON AVERAGE) (MIN. 10 RETURNS)

Year	Player	No	Yds	Avg	Lg	TD	Rank
1946	Casanega, Ken	18	248	13.8	—	0	DNQ
1947	Vetrano, Joe	12	137	11.4	—	0	DNQ
1948	Cason, Jim	22	309	14.0	—	0	DNQ
1949	Cason, Jim	21	351	16.7	—	0	DNQ
1950	Cathcart, Sam	16	185	11.6	29	0	10
1951	Arenas, Joe	21	272	13.0	51	0	6
1952	McElhenny, Hugh	20	284	14.2	94t	1	5
1953	McElhenny, Hugh	15	104	6.9	25	0	7
1954	Arenas, Joe	23	117	5.1	23	0	6
1955	Arenas, Joe	21	55	2.6	7	0	17
1956	Arenas, Joe	19	117	6.2	67t	1	8
1957	Arenas, Joe	25	80	3.2	26	0	13
1958	McElhenny, Hugh	24	93	3.9	18	0	16
1959	Woodson, Abe	15	143	9.5	65	0	6
1960	Woodson, Abe	13	174	13.4	48	0	1
1961	Woodson, Abe	16	172	10.8	80t	1	4
1962	Woodson, Abe	19	179	9.4	85t	1	4
1963	Woodson, Abe	13	95	7.3	13	0	13
1964	Alexander, Kermit	21	189	9.0	70t	1	8
1965	Alexander, Kermit	35	262	7.5	40	0	7
1966	Alexander, Kermit	30	198	6.6	44t	4	6
1967	Cunningham, Doug	27	249	9.2	57	0	3
1968	Alexander, Kermit	24	87	3.6	26	0	16
1969	Smith, Noland	10	46	4.6	18	0	19
1970	Taylor, Bruce	43	516	12.0	76	0	2/1
1971	Taylor, Bruce	34	235	6.9	38	0	15/6
1972	McGill, Ralph	22	219	10.0	33	0	4/3
1973	Taylor, Bruce	15	207	13.8	61	0	1/1
1974	McGill, Ralph	20	161	8.3	47	0	20/13
1975	McGill, Ralph	31	290	9.4	34	0	18/9
1976	Leonard, Anthony	35	293	8.4	60t	1	20/9
1977	Leonard, Anthony	22	154	7.0	19	0	30/13
1978	Steptoe, Jack	11	129	11.7	28	0	DNQ
1979	Solomon, Freddie	23	142	6.2	14	0	23/9
1980	Solomon, Freddie	27	298	11.0	57t	2	3/2
1981	Hicks, Dwight	19	171	9.0	39	0	DNQ
1982	McLemore, Dana	7	156	22.3	93t	1	DNQ
1983	McLemore, Dana	31	331	10.7	56t	1	6/2
1984	McLemore, Dana	45	521	11.6	79t	1	4/2
1985	McLemore, Dana	38	258	6.8	22	0	21/9
1986	Griffin, Don	38	377	9.9	76t	1	5/2
1987	McLemore, Dana	21	265	12.6	83t	1	2/2
1988	Taylor, John	44	556	12.6	95t	2	1/1
1989	Taylor, John	36	417	11.6	37	0	5/4
1990	Taylor, John	26	212	8.2	30	0	13/8
1991	Taylor, John	31	267	8.6	24	0	9/5
1992	Grant, Alan	29	249	8.6	46	0	12/6
1993	Carter, Dexter	34	411	12.1	72t	1	5/2
1994	Carter, Dexter	38	321	8.4	26	0	14/11
1995	Taylor, John	11	56	5.1	11	0	DNQ
1996	Carter, Dexter	36	317	8.8	52	0	18/9
1997	Uwaezuoke, Iheanyi	34	373	11.0	36	0	11/6
1998	McQuarters, R.W.	47	406	8.6	72t	1	19/10
1999	McQuarters, R.W.	18	90	5.0	32	0	DNQ
2000	Williams, Kevin	26	220	8.5	25	0	DNQ
2001	Sutherland, Vinny	21	147	7.0	19	0	DNQ
2002	Williams, Jimmy	20	336	16.8	89t	1	1/1
2003	Williams, Jimmy	35	240	6.9	20	0	26/11
2004	Battle, Arnaz	31	266	8.6	71t	1	15/6
2005	Amey, Fred	11	125	11.4	75t	1	DNQ



49ERS YEARLY STATISTICAL LEADERS

KICKOFF RETURNS (BASED ON AVG.) (MIN. 20 RETURNS)

YEAR	Player	No	Yds	Avg	Lg	TD	Rank
2006	Hicks, Maurice	57	1,428	25.1	64	0	12/4
2007	Hicks, Maurice	63	1,502	23.8	55	0	20/9
2008	Rossum, Allen	47	1,259	26.8	104t	1	6/3
2009	Robinson, Michael	18	414	23.0	40	0	DNQ
2010	Ginn Jr., Ted	47	992	21.1	61	0	33/17
2011	Ginn Jr., Ted	29	800	27.6	102t	1	3/2
2012	James, LaMichael	14	417	29.8	62	0	DNQ
2013	James, LaMichael	12	321	26.8	41	0	DNQ
2014	Ellington, Bruce	24	614	25.6	38	0	7/3
2015	Ellington, Bruce	26	665	25.6	40	0	9/7
2016	Shepherd, JaCorey	21	456	21.7	41	0	9/7
2017	Bolden Jr., Victor	19	396	20.8	34	0	DNQ
2018	James, Richie	22	555	25.2	97t	1	N/A

*DNQ – Insufficient returns to qualify for NFL rankings

PUNT RETURNS (BASED ON AVERAGE) (MIN. 10 RETURNS)

Year	Player	No	Yds	Avg	Lg	TD	Rank
2006	Williams, Brandon	22	147	6.7	25	0	28/15
2007	Lewis, Michael	44	336	7.6	51	0	18/9
2008	Rossum, Allen	15	223	14.9	45	0	DNQ
2009	Battle, Arnaz	21	61	2.9	18	0	28/13
2010	Ginn Jr., Ted	24	321	13.4	78t	1	3/2
2011	Ginn Jr., Ted	38	466	12.3	55t	1	4/3
2012	Ginn Jr., Ted	32	326	10.2	38	0	11/3
2013	James, LaMichael	23	251	10.9	40	0	10t/6t
2014	Ellington, Bruce	23	188	8.2	23	0	13/7
2015	Ellington, Bruce	19	137	7.2	36	0	DNQ
2016	Kerley, Jeremy	21	158	7.5	26	0	16/9
2017	Taylor, Trent	30	281	9.4	39	0	10/6
2018	James, Richie	12	75	6.3	23	0	N/A

*DNQ – Insufficient returns to qualify for NFL rankings



49ERS YEARLY STATISTICAL LEADERS

INTERCEPTIONS

Year	Player	No	Yds	Avg	Lg	TD	Rank
1946	Casanega, Ken	8	146	18.3	68	0	—
1947	Eshmont, Len	6	72	12.0	—	0	—
1948	Carr, Eddie	7	144	20.6	56	1	—
1949	Cason, Jim	9	152	19.9	—	0	—
1950	Powers, Jim	5	42	8.4	26	0	18t
1951	Wagner, Lowell	9	115	12.8	40	0	3t
1952	Wagner, Lowell	6	69	11.5	30	0	10t
1953	Berry, Rex	7	142	20.3	29	1	8t
1954	Berry, Rex	3	69	23.0	34t	1	29t
	Brown, Hardy	3	42	14.0	41t	1	29t
	Williams, Johnny	3	28	9.3	15	0	29t
	Arenas, Joe	3	26	8.7	26	0	29t
1955	Moegle, Dick	6	50	8.3	37	0	7t
1956	Moegle, Dick	6	75	12.5	31t	1	9t
1957	Moegle, Dick	8	107	13.4	40	0	6
1958	Ridlon, Jim	4	10	2.5	3	0	14t
1959	Baker, Dave	5	75	15.0	29	0	6t
1960	Baker, Dave	10	96	9.6	28	0	2t
1961	Baker, Dave	6	123	20.5	10	0	17t
1962	Woodson, Abe	2	31	15.5	31	0	92t
	Hazeltine, Matt	2	24	12.0	12	0	92t
	Pine, Ed	2	16	8.0	13	0	92t
	Mertens, Jerry	2	0	0	0	0	92t
1963	Alexander, Kermit	5	72	17.4	38	0	25t
1964	Alexander, Kermit	5	65	13.0	24	0	22t
1965	Johnson, Jimmy	6	47	7.8	26	0	8t
1966	Alexander, Kermit	4	73	18.3	55	0	32t
	Johnson, Jimmy	4	57	14.3	35t	1	32t
1967	Alexander, Kermit	5	72	14.4	48	0	21t
1968	Alexander, Kermit	9	155	17.2	66t	1	3
1969	Alexander, Kermit	5	39	7.8	22	0	15t
	Johnson, Jimmy	5	18	3.6	18	0	15t
1970	Taylor, Bruce	3	70	23.3	70	0	46t/23t
	Phillips, Mel	3	49	16.3	35t	1	46t/23t
	Nunley, Frank	3	42	14.0	24	0	46t/23t
	Taylor, Roosevelt	3	27	9.0	19	0	46t/23t
1971	Taylor, Bruce	3	68	22.7	49	0	58t/29t
	Johnson, Jimmy	3	16	5.3	10	0	58t/29t
	Taylor, Roosevelt	3	13	4.3	13	0	58t/29t
1972	Johnson, Jimmy	4	18	4.5	15	0	20t/7t
1973	Taylor, Bruce	6	30	5.0	22	0	4t/2t
1974	McGill, Ralph	5	71	14.2	45	0	13t/6t
1975	Taylor, Bruce	3	29	9.7	15	0	54t/26t
1976	Rhodes, Bruce	3	42	14.0	30	0	43t/24t
1977	Washington, Dave	2	68	34.0	50	0	91t/37t
	Phillips, Mel	2	23	11.5	23	0	91t/37t
1978	Crist, Chuck	6	59	26.5	32	0	10t/9t
1979	Hicks, Dwight	5	57	11.4	29	0	17t/8t
1980	Hicks, Dwight	4	73	18.3	44	0	39t/17t
	Churchman, Ricky	4	7	1.8	7	0	39t/17t
1981	Hicks, Dwight	9	239	26.6	72	1	3t/2t
1982	Hicks, Dwight	3	5	1.7	3	0	21t/8t

Year	Player	No	Yds	Avg	Lg	TD	Rank
1983	Wright, Eric	7	164	23.4	60t	2	6t/4t
1984	Turner, Keena	4	51	12.8	21	0	33t/17t
	Lott, Ronnie	4	26	6.5	15	0	33t/17t
1985	Lott, Ronnie	6	68	11.3	25	0	10t/3t
1986	Lott, Ronnie	10	134	13.4	57t	1	1/1
1987	Lott, Ronnie	5	62	12.4	34	0	7t/4t
	Griffin, Don	5	1	0.2	1	0	7t/4t
1988	McKyer, Tim	7	11	1.6	7	0	6t/5
1989	Lott, Ronnie	5	34	6.8	28	0	17t/9t
1990	Waymer, Dave	7	64	9.1	24	0	3t/2t
1991	Waymer, Dave	4	77	19.3	42	0	23t/13t
1992	Griffin, Don	5	4	0.8	2	0	15t/5t
1993	McGruder, Michael	5	89	17.8	37	1	14t/6t
1994	Hanks, Merton	7	93	13.3	38	0	4t/4t
1995	Drakeford, Tyrone	5	54	10.8	37	0	15t/10t
	Hanks, Merton	5	31	6.2	23	0	15t/10t
1996	Pope, Marquez	6	98	16.3	55t	1	4t/2t
1997	Hanks, Merton	6	103	17.2	55t	1	5t/3t
1998	Walker, Darnell	4	78	19.5	36	0	24t/11t
	Hanks, Merton	4	37	9.3	37	0	24t/11t
	Bronson, Zack	4	34	8.5	28	0	24t/11t
	McDonald, Tim	4	22	5.5	18	0	24t/11t
1999	Schulters, Lance	6	127	21.2	64t	1	6t/3t
2000	Bronson, Zack	3	75	25.0	43	0	46t/21t
	Montgomery, Monty	3	68	22.7	46t	1	46t/21t
2001	Bronson, Zack	7	165	23.6	97t	2	7t/4t
	Plummer, Ahmed	7	45	6.4	24	0	7t/4t
2002	Parrish, Tony	7	204	29.1	60	0	3t/2t
2003	Parrish, Tony	9	202	22.4	49	0	1t/1t
2004	Parrish, Tony	4	64	16.0	26	0	21t/10t
2005	Spencer, Shawntae	4	85	21.3	61t	1	19t/9t
	Adams, Mike	4	36	9.0	40t	1	19t/9t
2006	Harris, Walt	8	84	10.5	42	1	3t/1t
2007	Clements, Nate	4	74	18.5	62	0	23t/11t
	Harris, Walt	4	42	10.5	23	0	23t/11t
2008	Harris, Walt	3	25	8.3	24	0	30t/13t
	Spikes, Takeo	3	14	4.7	13	0	30t/13t
2009	Goldson, Dashon	4	39	9.8	34	0	23t/14t
2010	Clements, Nate	3	46	15.3	39	0	31t/21t
	Spikes, Takeo	3	9	3.0	6	0	31t/21t
	Spencer, Shawntae	3	0	0.0	0	0	31t/21t
2011	Goldson, Dashon	6	53	8.8	21	0	4t/2t
	Rogers, Carlos	6	106	17.7	31t	1	4t/2t
2012	Goldson, Dashon	3	21	7.0	20	0	29t/17t
2013	Brock, Tramaine	5	82	16.4	41	1	5t/5t
2014	Cox, Perrish	5	12	2.4	10	0	3t/2t
2015	Acker, Kenneth	3	45	15.0	45	0	24t/10t
	Brock, Tramaine	3	26	8.7	26	0	24t/10t
2016	Hodges, Gerald	2	27	13.5	21	0	47t/23t
2017	Armstrong, Ray-Ray	2	29	14.5	29	0	53t/28t
	Reid, Eric	2	0	0.0	0	0	53t/28t
	Witherspoon, A.	2	42	21.0	23	0	53t/28t



49ERS YEARLY STATISTICAL LEADERS

ALL-PURPOSE YARDS (SINCE 1950)

Year	Player	Rush		Rec		Off	Punt Ret		Kick Ret		Ret	Def	Tot
		No	Yds	No	Yds	Yds	No	Yds	No	Yds	Yds	Yds	
1950	Perry, Joe	124	647	13	69	716	0	0	12	223	0	0	939
1951	Perry, Joe	136	677	18	167	844	0	0	1	32	0	0	876
1952	McElhenny, Hugh	98	684	26	367	1,051	20	284	20	284	680	0	1,731
1953	McElhenny, Hugh	112	503	30	474	977	15	104	15	368	472	0	1,449
1954	Perry, Joe	173	1,049	26	203	1,252	0	0	0	0	0	0	1,252
1955	Wilson, Billy	0	0	53	831	831	0	0	0	0	0	0	831
1956	McElhenny, Hugh	185	916	16	193	1,109	15	38	13	300	338	0	1,447
1957	McElhenny, Hugh	102	478	37	458	936	0	0	0	0	0	0	936
1958	Perry, Joe	125	758	23	218	976	0	0	0	0	0	0	976
1959	Smith, J.D.	207	1,036	13	133	1,169	0	0	0	0	0	0	1,169
1960	Smith, J.D.	174	780	36	181	961	0	0	0	0	0	0	961
1961	Smith, J.D.	167	823	28	343	1,166	0	0	0	0	0	0	1,166
1962	Woodson, Abe	0	0	0	0	0	19	179	37	1,157	1,336	0	1,336
1963	Woodson, Abe	0	0	0	0	0	13	95	29	935	1,030	0	1,030
1964	Woodson, Abe	0	0	0	0	0	22	133	32	880	1,013	0	1,013
1965	Parks, Dave	0	0	80	1,344	1,344	0	0	0	0	0	0	1,344
1966	Alexander, Kermit	0	0	0	0	0	30	198	37	984	1,182	0	1,182
1967	Cunningham, Doug	0	0	0	0	0	27	249	31	826	1,075	0	1,075
1968	Willard, Ken	227	967	36	232	1,199	0	0	0	0	0	0	1,199
1969	Cunningham, Doug	147	541	51	484	1,025	0	0	0	0	0	0	1,025
1970	Washington, Gene	0	0	53	1,100	1,100	0	0	0	0	0	0	1,100
1971	Washington, Vic	191	811	36	317	1,128	0	0	33	858	858	0	1,986
1972	Washington, Vic	141	468	43	393	861	0	0	27	771	771	0	1,632
1973	McGill, Ralph	0	0	0	0	0	22	186	17	374	560	0	560
1974	Jackson, Wilbur	174	705	23	190	895	0	0	0	0	0	0	895
1975	Williams, Delvin	117	631	34	370	1,001	0	0	0	0	0	0	1,001
1976	Williams, Delvin	248	1,203	27	283	1,486	0	0	0	0	0	0	1,486
1977	Williams, Delvin	268	931	20	179	1,110	0	0	0	0	0	0	1,110
1978	Williams, Dave	0	0	0	0	0	0	0	34	745	745	0	745
1979	Hofer, Paul	123	615	58	662	1,277	0	0	0	0	0	0	1,277
1980	Cooper, Earl	171	720	83	567	1,287	0	0	0	0	0	0	1,287
1981	Clark, Dwight	3	32	85	1,105	1,137	0	0	0	0	0	0	1,137
1982	Clark, Dwight	0	0	60	913	913	0	0	0	0	0	0	913
1983	Craig, Roger	176	725	48	427	1,152	0	0	0	0	0	0	1,152
1984	Tyler, Wendell	246	1,262	28	230	1,492	0	0	0	0	0	0	1,492
1985	Craig, Roger	214	1,050	92	1,016	2,066	0	0	0	0	0	0	2,066
1986	Rice, Jerry	10	72	86	1,570	1,642	0	0	0	0	0	0	1,642
1987	Craig, Roger	215	815	66	492	1,307	0	0	0	0	0	0	1,307
1988	Craig, Roger	310	1,502	76	534	2,036	0	0	0	0	0	0	2,036
1989	Taylor, John	1	6	60	1,077	1,083	36	417	2	51	468	0	1,551
1990	Rice, Jerry	2	0	100	1,502	1,502	0	0	0	0	0	0	1,502
1991	Rice, Jerry	1	2	80	1,206	1,208	0	0	0	0	0	0	1,208
1992	Watters, Ricky	206	1,013	43	405	1,418	0	0	0	0	0	0	1,418
1993	Rice, Jerry	3	69	98	1,503	1,572	0	0	0	0	0	0	1,572
1994	Watters, Ricky	239	877	66	719	1,596	0	0	0	0	0	0	1,596
1995	Rice, Jerry	5	36	122	1,848	1,884	0	0	0	0	0	0	1,884
1996	Rice, Jerry	11	77	108	1,254	1,331	0	0	0	0	0	0	1,331
1997	Hearst, Garrison	234	1,019	21	194	1,213	0	0	0	0	0	0	1,213
1998	Hearst, Garrison	310	1,570	39	535	2,105	0	0	0	0	0	0	2,105
1999	Garner, Charlie	241	1,229	56	535	1,764	0	0	0	0	0	0	1,764
2000	Garner, Charlie	258	1,142	68	647	1,789	0	0	0	0	0	0	1,789
2001	Hearst, Garrison	252	1,206	41	347	1,553	0	0	0	0	0	0	1,553
2002	Owens, Terrell	7	79	100	1,300	1,379	0	0	0	0	0	0	1,379
2003	Barlow, Kevan	201	1,024	35	307	1,331	0	0	0	0	0	0	1,331
2004	Barlow, Kevan	244	822	35	212	1,034	0	0	0	0	0	0	1,034
2005	Hicks, Maurice	59	308	3	12	320	0	0	34	689	689	0	1,009
2006	Gore, Frank	312	1,695	61	485	2,180	0	0	0	0	0	0	2,180
2007	Gore, Frank	260	1,102	53	436	1,538	0	0	0	0	0	0	1,538
2008	Rossum, Allen	1	1	1	4	5	15	223	47	1,259	1,482	0	1,487
2009	Gore, Frank	229	1,120	52	406	1,526	0	0	0	0	0	0	1,526
2010	Ginn Jr., Ted	2	11	12	163	174	24	321	47	992	1,313	0	1,487
2011	Gore, Frank	282	1,211	17	114	1,325	0	0	0	0	0	0	1,325
2012	Gore, Frank	258	1,214	28	234	1,448	0	0	0	0	0	0	1,448
2013	Gore, Frank	292	1,128	16	141	1,269	0	0	0	0	0	0	1,269
2014	Gore, Frank	255	1,106	11	111	1,217	0	0	0	0	0	0	1,217
2015	Boldin, Anquan	0	0	69	789	789	0	0	0	0	0	0	789
2016	Hyde, Carlos	217	988	27	163	1,151	0	0	0	0	0	0	1,151
2017	Hyde, Carlos	240	938	59	350	1,288	0	0	0	0	0	0	1,288
2018	Kittle, George	1	10	79	1,228	1,238	0	0	0	0	0	0	1,238



BEST PERFORMANCES VS. 49ERS

SCORING

Points

36 Gale Sayers, at Chi. (12/12/65)

Touchdowns

6 Gale Sayers, at Chi. (12/12/65)

PATs

8 Rafael Septien, at Dal. (10/12/80)

8 Paige Cothren, vs. LA Rams (10/5/58)

PAT Attempts

8 Rafael Septien, at Dal. (10/12/80)

8 Paige Cothren, vs. LA Rams (10/5/58)

Field Goals

6 Neil Rackers, at Arz. in Mexico City (10/2/05)

5 Morten Andersen, at Atl. (9/3/00)

5 Chris Jacke, at GB (10/14/96)

5 Morten Andersen, at NO (10/25/87)

5 Lou Michaels, at Bal. (9/25/66)

Field Goal Attempts

7 Morten Andersen, at NO (10/25/87)

Long Field Goal

59 Graham Gano, at Car. (11/6/11)

59 Morten Andersen, at Atl. (12/24/95)

56 Al Del Greco, at Hou. (10/27/96)

55 John Kasay, at Car. (10/24/10)

54 Josh Brown, at StL (1/3/10)

54 Jan Stenerud, vs. KC (12/6/71)

RUSHING

Attempts

35 Clinton Portis, vs. Was. (12/18/04)

Marcel Shipp, at Arz. (10/26/03)

32 Calvin Hill, at Dal. (11/10/74)

Steven Jackson, at StL Rams (12/21/08)

Yards

192 Erric Pegram, vs. Atl. (9/19/93), 27 att.

181 Willie Galimore, vs. Chi. (9/16/62), 22 att.

175 Barry Sanders, vs. Det. (12/23/96), 28 att.

174 Rudi Johnson, at Cin. (12/14/03), 21 att.

174 Leroy Kelly, vs. Cle. (11/3/68), 27 att.

Touchdowns

4 LaDainian Tomlinson, vs. SD (10/15/06)

Gale Sayers, at Chi. (12/12/65)

Rick Casares, vs. Chi. (10/28/56)

Long

84t Chester Taylor, vs. Min. (12/9/07)

PASSING

Attempts

65 Tom Brady, at NE (12/16/12)

61 Brett Favre, at GB (10/14/96)

60 Richard Todd, at NYJ (9/21/80)

58 Glenn Foley, vs. NYJ (9/6/98)

58 Jay Schroeder, at Was. (12/1/85)

Completions

42 Richard Todd, at NYJ (9/21/80)

41 Eli Manning, at NYG (10/11/15)

37 Matt Ryan, vs. Atl. (12/23/13)

36 Tom Brady, at NE (12/16/12)

35 Dieter Brock, at LA Rams (10/27/85)

Yards

484 Kurt Warner, at Arz. (11/25/07)

471 Brad Johnson, vs. Was. (12/26/99)

460 Don Meredith, vs. Dal. (11/10/63)

447 Richard Todd, at NYJ (9/21/80)

444 Dan Fouts, vs. SD (12/11/82)

Touchdowns

5 Donovan McNabb, at Phi. (9/18/05)

5 Kurt Warner, at StL (10/10/99)

5 Vince Ferragamo, at LA Rams (10/23/83)

5 Dan Fouts, vs. SD (12/11/82)

Interceptions

7 Steve DeBerg, at TB (9/7/86)

6 Steve Grogan, vs. NE (11/30/80)

Long

96t Tobin Rote to Billy Grimes, vs. GB (12/10/50)

Times Sacked

10 Phil Simms, vs. NYG (11/23/80)

10 James Harris, at LA Rams (10/11/76)

10 Bill Munson, vs. LA Rams (12/6/64)

RECEIVING

Receptions

17 Clark Gaines, at NYJ (9/21/80)

14 Roy Helu Jr. at Was. (11/6/11)

12 Roddy White, vs. Atl. (12/23/13)

12 Reggie Wayne, at Ind. (11/1/09)

12 Tim Hightower, at Ari. (9/13/09)

12 Cris Carter, vs. Min. (12/18/95)

12 Michael Irvin, at Dal. (10/17/93)

Yards

220 Don Beebe, at GB (10/14/96)

214 Harlon Hill, vs. Chi. (10/31/54)

213 Terrell Owens, at Dal. (11/23/08)

210 Roddy White, vs. Atl. (10/11/09)

202 Paul Flatley, vs. Min. (10/24/65)

Touchdowns

4 Isaac Bruce, at StL (10/10/99)

4 Ahmad Rashad, at Min. (9/2/79)

4 Harlon Hill, vs. Chi. (10/31/54)

Long

96t Billy Grimes, vs. GB (12/10/50)

INTERCEPTIONS

Interceptions

3 Bill Simpson, vs. LA Rams (11/20/77)

3 Gene Howard, at LA Rams (11/21/71)

3 Roy Winston, vs. Min. (10/25/64)

3 Jerry Richardson, at LAN (10/18/64)

3 Donald Doll, at Det. (10/8/50)

Yards

107 Aaron Martin, at LA Rams (10/18/64)

101 Tom Pridemore, at Atl. (9/20/81)

Long

101t Tom Pridemore, at Atl. (9/20/81)

SACKS

Sacks

4.5 Kevin Greene, vs. LA Rams (12/18/88)

3.0 13 Players

PUNTING

Punts

12 Wilbur Summers, vs. Det. (10/23/77)

12 Rusty Jackson, vs. LA Rams (11/21/76)

Average

58.5 Reggie Roby, at Mia. (9/28/86) (min. 4 pts)

Long

90 Don Chandler, at GB (10/10/65)

PUNT RETURNS

Returns

8 Rolland Lawrence, vs. Atl. (10/9/77)

7 Nate Burleson, at Sea. (12/6/09)

7 Alvin Pearman, at Jac. (12/18/05)

7 J.T. Smith, at Phx. (11/6/88)

7 Robbie Martin, vs. Ind. (10/5/86)

7 LeRoy Irvin, vs. LA Rams (10/25/81)

7 Roland Lawrence, vs. Atl. (10/23/76)

Yards

184 Tom Watkins, at Det. (10/6/63)

Long

90t Tom Watkins, at Det. (10/6/63)

KICKOFF RETURNS

Returns

9 Ahmad Merritt, vs. Chi. (9/7/03)

9 Eric Metcalf, vs. Atl. (9/29/96)

Yards

222 Leon Washington, vs. Sea. (12/12/10)

208 Ron Smith, at Chi. (11/19/72)

Long

101 Percy Harvin, at Min. (9/27/09)

101 Mel Gray, vs. NO (9/21/86)



49ERS SINGLE-SEASON TEAM RECORDS

SCORING

Most Points Scored

505 (1994, 16 games)
479 (1998, 16 games)
475 (1984, 16 games)

Highest Average

31.6 (1994, 16 games)
31.0 (1953, 12 games)
30.6 (1987, 15 games)

Fewest Points Scored

198 (1963, 14 games)
208 (1960, 12 games)
209 (1982, 9 games)
213 (1950, 12 games)

Lowest Average

13.7 (2007, 16 games)
13.7 (1978, 16 games)
14.1 (1963, 14 games)

TOUCHDOWNS

Most Scored

66 (1994, 16 games)
61 (1998, 16 games)
(1993, 16 games)
59 (1987, 16 games)

Fewest Scored

21 (1960, 12 games)
23 (2005, 16 games)

Most Allowed

56 (2016, 16 games)
54 (2004, 16 games)
(1979, 16 games)
53 (1999, 16 games)

Fewest Allowed

23 (2011, 16 games)
23 (1971, 14 games)
24 (1984, 16 games)
24 (1982, 9 games)
24 (1951, 12 games)

Most by Rushing

25 (2016, 16 games)
24 (1979, 16 games)
(1955, 12 games)
23 (1956, 12 games)

Most by Passing

36 (1999, 16 games)
30 (2016, 16 games)
29 (1980, 16 games)

KICKING

Most Field Goals Made

44 (2011, 16 games)
39 (2017, 16 games)
32 (2013, 16 games)
30 (1996, 16 games)
29 (2012, 16 games)
(2008, 16 games)
(2006, 16 games)
(1997, 16 games)
(1989, 16 games)

Most PATs Made

60 (1994, 16 games)
59 (1993, 16 games)
56 (1984, 16 games)

RUSHING

Most Attempts

585 (1978, 16 games)
576 (1976, 14 games)
564 (1977, 14 games)

Most Yards Gained

2,544 (1998, 16 games)
2,523 (1988, 16 games)
2,498 (1954, 12 games)

Highest Average

5.7 (1954, 12 games)
5.2 (1998, 16 games)
5.1 (2012, 16 games)

Most Touchdowns

28 (1954, 12 games)
27 (1961, 14 games)
26 (1993, 16 games)
26 (1953, 12 games)

PASSING

Most Attempts

644 (1995, 16 games)
607 (2017, 16 games)
602 (1979, 16 games)
597 (1980, 16 games)
583 (2000, 16 games)
583 (1990, 16 games)

Most Completions

432 (1995, 16 games)
366 (2000, 16 games)
363 (1980, 16 games)
362 (2017, 16 games)
361 (1979, 16 games)

Highest Completion Pct.

70.3 (1994, 16 games)
70.2 (1989, 16 games)
67.6 (1993, 16 games)
67.1 (1995, 16 games)
66.5 (1992, 16 games)

Most Yds Gained (Gross)

4,779 (1995, 16 games)
4,584 (1989, 16 games)
4,510 (1998, 16 games)
4,480 (1993, 16 games)
4,400 (2000, 16 games)

Most Touchdowns

44 (1987, 16 games)
41 (1998, 16 games)
37 (1994, 16 games)
35 (1965, 14 games)
35 (1989, 16 games)

Highest Avg. Gain Per Att.

9.49 (1989, 16 games)
8.84 (1961, 14 games)
8.55 (1993, 16 games)

TOTAL NET YARDS

Most Yards Gained

6,800 (1998, 16 games)
6,435 (1993, 16 games)
6,366 (1984, 16 games)
6,268 (1989, 16 games)
6,195 (1992, 16 games)

FIRST DOWNS

Most First Downs

381 (1998, 16 games)
372 (1993, 16 games)
362 (1994, 16 games)
357 (1987, 15 games)
356 (1984, 16 games)

Most by Rushing

141 (2002, 16 games)
141 (1988, 16 games)
138 (1984, 16 games)

Most by Passing

231 (1995, 16 games)
223 (1998, 16 games)
213 (1986, 16 games)

Most by Penalty

34 (2014, 16 games)
34 (1978, 16 games)
31 (2011, 16 games)
30 (1994, 16 games)

FUMBLES

Most Opp. Fumbles Recovered

27 (1978, 16 games)
22 (1959, 12 games)
21 (1981, 16 games)
21 (1950, 12 games)

INTERCEPTIONS

Most Thrown

36 (1978, 16 games)
29 (1958, 12 games)
28 (1974, 14 games)
28 (1955, 12 games)

Most Intercepted

39 (1986, 16 games)
33 (1951, 12 games)
27 (1981, 16 games)

PENALTIES

Most Penalties

134 (2000, 16 games)
133 (1998, 16 games)
123 (2017, 16 games)

Most Yards Penalized

1,156 (1998, 16 games)
1,135 (2000, 16 games)
1,045 (1999, 16 games)

QUARTERBACK SACKS

Most Sacks Recorded

61 (1976, 14 games)
60 (1985, 16 games)
57 (1983, 16 games)
54 (1997, 16 games)

Most Sacks Allowed

55 (2008, 16 games)
55 (2007, 16 games)
53 (1998, 16 games)

Fewest Sacks Allowed

20 (1982, 9 games)
22 (2002, 16 games)
24 (1991, 16 games)

Best Season, Win Percentage

.938 – 1984

Best Season, Win Total

Won 15, Lost 1 – 1984

Worst Season, Win Percentage

.125 – 1978, 1979, 2004, 2016

Longest Winning Streak

15 – 11/27/89 to 11/18/90

Longest Winning Streak at Home

19 – 12/23/96 to 10/3/99

Longest Losing Streak at Home

11 – 10/2/16 to 11/5/17

Longest Winning Streak on Road

18 – 11/27/88 to 12/30/90

Longest Losing Streak on Road

18 – 12/4/77 to 12/16/79

Longest Losing Streak

13 – 9/18/16 to 12/18/16

Most Consecutive Wins to Start Season

10 – 1990

Most Consecutive Wins to End Season

9 – 1984

Most Consecutive Losses to Start Season

9 – 2017

Most Consecutive Losses to End Season

5 – 1963

Total Shutouts by 49ers

30 – Last vs. LA (9/12/16)

Most Shutouts in a Season

3 – 2001

Most Consecutive Games Scored Points

420 – 10/16/77 to 9/19/04

Largest Comeback Victory

38–35 (OT) victory vs. New Orleans at Candlestick Park, December 7, 1980 (came back from 35–7 deficit in 2nd qtr.)



49ERS SINGLE-GAME TEAM RECORDS

SCORING

Most Points Scored

56 vs. Atl. (10/18/92)
55 at Det. (12/19/93)
52 vs. Chi. (12/23/91)
52 vs. Chi. (12/19/65)
51 vs. Min. (12/8/84)

Most Points Allowed

61 at Chi. (12/12/65)
59 at Dal. (10/12/80)
56 vs. LAN (11/9/58)

Most Points by Both Teams

83 49ers 41, Vikings 42 (at SF), 10/24/65
81 49ers 20, Bears 61 (at Chi.), 12/12/65
81 49ers 38, Saints 43 (at NO), 11/23/69

Most Points Scored in 1st Quarter

27 vs. GB (12/7/58)
21 (Several times) Last: vs. Min. (12/18/95)

Most Points Allowed in 1st Quarter

24 at Chi. (10/29/06)

Most Points Scored in 2nd Quarter

28 at Min. (9/8/83)
28 vs. LA Rams (10/28/51)
24 (Several times) Last: vs. Atl. (12/4/94)

Most Points Allowed in 2nd Quarter

28 at Min. (9/29/63)
27 at NYG (10/14/79)

Most Points Scored in 1st Half

42 vs. Atl. (10/18/92)
41 at Min. (9/8/83)
38 vs. LA Rams (10/28/51)

Most Points Allowed in 1st Half

41 at Chi. (10/29/06)
38 at Dal. (10/12/80)

Most Points Scored in 3rd Quarter

21 vs. Arz. (1/2/11)
21 at NO (9/4/88)
21 at StL (9/18/83)
21 vs. Hou. (12/13/81)
21 vs. NO (10/21/73)

Most Points Allowed in 3rd Quarter

24 vs. StL (10/6/74)
21 (Several times) Last: at Ten. (11/27/05)

Most Points Scored in 4th Quarter

28 vs. Chi. (12/22/91)
28 at Phi. (9/24/89)
28 at LA Rams (10/23/83)

Most Points Allowed in 4th Quarter

28 at StL (12/30/02)
24 at NE (12/16/12)
23 vs. Phi. (10/12/08)

Most Points Scored in 2nd Half

35 vs. Atl. (9/15/85)
31 at LA Rams (10/23/83)
30 vs. NO (10/21/73)

Most Points Allowed in 2nd Half

36 at NO (11/23/69)
35 at Jac. (9/12/99)

Most Decisive Victory

49 49ers 49 at Lions 0, 10/1/61

Most Decisive Loss

45 Cowboys 59 vs. 49ers 14, 10/12/80

TOUCHDOWNS

Most Scored

8 vs. Atl. (10/18/92)
7 vs. Arz. (12/7/03)
7 at Det. (12/19/93)
7 vs. Chi. (12/23/91)
7 vs. LA Rams (12/27/87)
7 at Atl. (10/29/72)
7 vs. Chi. (9/19/65)
7 at Det. (10/1/61)
7 vs. GB (12/7/58)
7 vs. Dal. Texans (10/26/52)

Most Allowed

9 at Chi. (12/12/65)
8 at Dal. (10/12/80)
8 at LA Rams (11/9/58)

Most Scored by Rushing

6 at Det. (10/1/61)

Most Allowed by Rushing

5 at Chi. (12/12/65)
5 vs. Chi. (10/28/56)
5 vs. Cle. (10/2/55)

Most Scored by Passing

6 at Atl. (10/14/90)

Most Allowed by Passing

5 (6 times) Last: at Phi. (9/18/05)

KICKING

Most Field Goals Made

6 vs. Ten. (12/17/17)
6 vs. Atl. (9/29/96)
6 at NO (10/16/83)

Most Field Goals Allowed

6 vs. Arz. (10/2/05), Mex. City

NET YARDS

Most Yards Gained

621 vs. Buf. (10/7/12) (311 rush, 310 pass)
598 vs. Buf. (9/13/92) (159 rush, 439 pass)
597 vs. Bal. (12/13/53) (252 rush, 345 pass)
590 vs. Atl. (10/18/92) (191 rush, 399 pass)

Most Yards Allowed

584 at Chi. (12/12/65) (183 rush, 401 pass)
583 at Phi. (9/18/05) (140 rush, 443 pass)
577 vs. LA Rams (11/9/58) (324 rush, 253 pass)

Fewest Yards Gained

61 at Det. (10/6/63) (71 rush, -10 pass)
81 vs. GB (12/10/60) (71 rush, 10 pass)
88 vs. LA Rams (11/21/76) (70 rush, 18 pass)

Fewest Yards Allowed

44 vs. Atl. (10/23/76) (83 rush, -39 pass)
65 at Det. (10/12/52) (40 rush, 25 pass)
82 vs. NO (10/21/73) (97 rush, -15 pass)

FIRST DOWNS

Most First Downs

36 vs. Ind. (10/18/98)
33 vs. Hou. (11/8/87)
32 vs. LA Rams (11/20/94)

Most First Downs Allowed

32 at NE (12/16/12)
32 at StL (9/17/00)

Fewest First Downs

3 vs. Bal. (11/22/59)
5 at Bal. (10/13/63)

Fewest First Downs Allowed

2 vs. NO (10/21/73)
4 at Det. (10/12/52)

Most by Rushing

21 vs. Det. (12/14/98)
20 at Min. (10/15/61)

Fewest by Rushing

0 at Min. (12/14/69)
0 at Bal. (10/13/63)

Most Allowed by Rushing

19 at GB (10/11/59)

Fewest Allowed by Rushing

0 (8 times) Last: at StL (9/26/13)

Most by Passing

24 at Cin. (12/5/99)
24 at Atl. (10/14/90)

Most Allowed by Passing

25 at NYJ (9/21/80)
23 vs. Dal. (11/10/63)

Fewest by Passing

1 (6 times) Last: vs. TB (10/30/05)

Fewest Allowed by Passing

0 vs. NO (10/21/73)
0 vs. LA Rams (10/10/71)

Most by Penalty

8 at NO (10/11/98)

Most Allowed by Penalty

8 vs. Oak. (10/8/00)

RUSHING

Most Attempts

59 at Min. (12/4/77)
56 vs. Det. (10/25/63)
56 at GB (Milw.) (10/10/54)
56 vs. Bal. (10/29/50)

Most Attempts Allowed

62 at Chi. (11/19/50)
59 at Dal. (10/12/80)

Fewest Attempts

10 at GB (11/22/09)

Most Yards Gained

355 vs. SD (12/20/14)
328 vs. Det. (12/14/98)
324 at Min. (10/15/61)

Most Yards Allowed

324 at LA Rams (11/9/58)

Fewest Yards Gained

5 vs. Hou. (12/7/75)
12 at Min. (12/14/69)

Fewest Yards Allowed

7 at Arz. (10/29/12)
7 at NO (10/1/72)



49ERS SINGLE-GAME TEAM RECORDS

PASSING

Most Attempts

63 vs. Phi. (11/25/02)
60 at Was. (12/17/86)
57 vs. Arz. (10/10/04)
57 at Atl. (10/6/85)

Most Attempts Allowed

65 at NE (12/16/12)
61 at GB (10/14/96)
60 at NYJ (9/21/80)
58 vs. NYJ (9/6/98)
58 at Mia. (9/28/86)
58 at Was. (12/1/85)

Fewest Attempts

8 vs. NO (11/27/77)
8 vs. Min. (11/29/76)
12 at Atl. (11/6/77)
12 at GB (9/12/76)
12 vs. LAN (10/28/51)

Fewest Attempts Allowed

4 vs. NO (10/15/78)
6 at NYG (10/16/77)
7 at NO (11/13/77)

Most Completions

38 vs. Arz. (10/10/04)
37 at Atl. (10/6/85)
36 at Dal. (12/8/02)
36 vs. Phi. (11/25/02)
36 vs. Chi. (12/17/00)

Most Completions Allowed

42 at NYJ (11/21/80)
37 vs. Atl. (12/23/13)
36 at NE (12/16/12)
35 at Arz. (11/25/07)
35 at LA Rams (10/27/85)
35 at Mia. (9/28/86)

Fewest Completions

1 at Chi. (11/13/05)
3 vs. Min. (11/29/76)
4 vs. Pit. (9/19/77)

Fewest Completions Allowed

2 vs. NO (10/15/78)
2 at NYG (10/16/77)
2 vs. LA Rams (10/10/71)

Most Yards Gained (gross)

488 at LA Rams (11/29/93)
476 at Atl. (10/14/90)
458 at LA Rams (12/11/89)

Most Yards Allowed (gross)

486 at Arz. (11/25/07)
471 vs. Was. (12/26/99)
460 vs. Dal. (11/10/63)

Fewest Yards Gained (gross)

28 at Chi. (11/13/05)
32 vs. Min. (11/29/76)
33 at LAN (11/4/51)
34 vs. GB (12/10/60)

Fewest Yards Allowed (gross)

13 vs. Chi. (9/16/62)
13 vs. LA Rams (10/10/71)
17 vs. NO (10/21/73)
31 vs. NO (10/15/78)

PENALTIES

Most Penalties

22 at Buf. (10/4/98)
16 at Atl. (1/3/00)
15 at Det. (10/16/11)
15 vs. Car. (12/8/96)
15 at Was. (11/17/86)

Most Penalties by Opponent

17 at Atl. (11/5/78)

Fewest Penalties

0 (3 times) Last: at NO (1/6/02)

Fewest Penalties by Opponent

0 (5 times) Last: at Bal. (10/26/69)

Most Yards Penalized

178 at Buf. (10/4/98)
177 at LA Rams (9/18/94)
168 at StL (10/24/71)

Most Yards Opponent Penalized

165 at Min. (10/13/66)
136 at LA Rams (10/8/78)
135 vs. StL (11/14/10)
133 vs. Cin. (10/1/78)

Fewest Yards Penalized

0 (3 times) Last: at NO (1/6/02)

Fewest Yards Opponent Penalized

0 (5 times) Last: at Bal. (10/26/69)

FUMBLES

Most Committed

10 at Det. (12/17/78)

Most Lost

6 at Min. (10/15/61)
6 at Cle. (11/12/50)

Most Committed by Opponent

8 vs. Min. (10/24/65)
8 at NYG (12/1/57)

Most Lost by Opponent

6 at NYG (12/1/57)

INTERCEPTIONS

Most Intercepted

7 at TB (9/7/86)
6 vs. NO (9/14/97)
6 vs. NE (11/30/80)
6 at Chi. (10/17/54)
6 vs. LA Rams (10/28/51)

Most Thrown

7 at LA Rams (10/18/64)
6 vs. Bal. (12/5/59)
6 at Det. (11/4/73)

Most Interception Yards

171 vs. StL (11/26/95)
163 at GB (10/26/86)

Most Interception Yards By Opponent

314 at LA Rams (10/18/64)
147 vs. Was. (12/18/04)

TURNOVERS

Most Forced by Defense

9 at Oak. (12/20/70), 4 FRs, 5 INTs
8 vs. NO (9/14/97), 2 FRs, 6 INTs
8 vs. Cin. (10/1/78), 3 FRs, 5 INTs
8 at Chi. (10/17/54), 2 FRs, 6 INTs

Most Committed

10 at Dal. (10/12/80), 5 FRs, 5 INTs
9 at Cle. (11/12/50), 6 FRs, 3 INTs

PUNTS

Most Punts

11 vs. LA Rams (11/21/76)
11 at Chi. (10/17/54)

Most Punts by Opponent

12 vs. Det. (10/23/77)
12 vs. LA Rams (11/21/76)

Fewest Punts

0 (7 times) Last at Det. (12/19/93)

Fewest Punts by Opponent

0 (2 times) Last: at NO (10/20/02)

PUNT RETURNS

Most Punt Returns

9 vs. NO (10/17/76)
9 at Atl. (10/29/72)
8 (6 times) Last: vs. StL (11/21/82)

Most Punt Returns by Opponent

9 at Det. (10/6/63)
9 vs. Atl. (10/9/77)

Most Punt Return Yards

146 vs. Phi. (9/27/59)
141 vs. NO (10/17/76)
137 vs. LAN (1/2/83)

Most Punt Return Yards by Opponent

231 at Det. (10/6/63)
166 vs. LA Rams (10/25/81)

KICKOFF RETURNS

Most Kickoff Returns

10 vs. SD (10/15/06)
9 (6 times): Last vs. Phi. (10/12/08)

Most Kickoff Returns by Opponent

10 vs. Atl. (9/29/96)
9 (6 times) Last vs. Chi. (9/7/03)

Most Kickoff Return Yards

256 at Det. (11/14/54)
248 at Det. (9/23/62)

Most Kickoff Return Yards by Opponent

260 at Dal. (11/11/65)
233 vs. NO (9/21/86)

SACKS

Most Sacks Made

10 vs. NYG (11/23/80)
10 at LA Rams (10/11/76)
10 vs. LA Rams (12/6/64)

Most Sacks Allowed

9 at Cle. (12/13/15)
9 at Bal. (11/24/11)
9 at GB (11/1/98)
9 vs. LA Rams (12/18/88)



ALL-TIME TEAM HIGHS AND LOWS

49ERS HIGHS			CATEGORY	49ERS LOWS		
56	vs. Atl.	10/18/92	POINTS	0	(13 times) last vs. TB	11/21/10
8	vs. Atl.	10/18/92	TOUCHDOWNS	0	last vs. Chi.	12/23/18
6	at Det.	10/1/61	RUSHING TOUCHDOWNS	0	last vs. Chi.	12/23/18
6	at Atl.	10/14/90	PASSING TOUCHDOWNS	0	last vs. Chi.	12/23/18
6	last vs. Ten.	12/17/17	FIELD GOALS ATTEMPTED	0	last vs. Sea.	1/1/17
6	last vs. Ten.	12/17/17	FIELD GOALS MADE	0	last vs. Arz.	10/7/18
36	vs. Ind.	10/18/98	TOTAL FIRST DOWNS	3	vs. Bal.	11/22/59
21	vs. Det.	12/14/98	RUSHING FIRST DOWNS	0	last at Min.	12/14/69
24	(2 times) last at Cin.	12/5/99	PASSING FIRST DOWNS	1	(6 times) last vs. TB	10/30/05
621	vs. Buf.	10/7/12	TOTAL NET YARDS	61	at Det.	10/6/63
59	at Min.	12/4/77	RUSHING ATTEMPTS	10	at GB	11/22/09
355	vs. SD	12/20/14	NET RUSHING YARDS	5	vs. Hou.	12/7/75
475	at LA Rams	11/29/93	NET YARDS PASSING	-10	at Det.	10/6/63
9	(4 times) last at Cle.	12/13/15	QB SACKS ALLOWED	0	last vs. NYG	11/12/18
488	at LA Rams	11/29/93	GROSS YARDS PASSING	28	at Chi.	11/13/05
63	vs. Phi.	11/25/02	PASS ATTEMPTS	8	(2 times) last vs. NO	11/27/77
38	vs. Arz.	10/10/04	PASS COMPLETIONS	1	at Chi.	11/13/05
7	at LA Rams	10/18/64	INTERCEPTIONS THROWN	0	last vs. Sea.	12/16/18
9	at Oak.	12/20/70	TOTAL TAKEAWAYS	0	last vs. Sea.	12/16/18
10	at Det.	12/17/78	FUMBLES BY	0	last vs. Chi.	12/23/18
6	at Min.	10/15/61	FUMBLES LOST	0	last vs. Chi.	12/23/18
11	(2 times) last vs. LAN	11/21/76	PUNTS	0	(7 times) last at Det.	12/19/93
61.0	at Cle.	9/13/93	PUNTING AVERAGE	0	(7 times) last at Det.	12/19/93
22	at Buf.	10/4/98	PENALTIES	0	(3 times) last at NO	1/6/02
178	at Buf.	10/4/98	YARDS PENALIZED	0	(3 times) last at NO	1/6/02

OPPONENT'S HIGHS			CATEGORY	OPPONENT'S LOWS		
61	at Chi.	12/12/65	POINTS	0	(30 times) last vs. LAR	9/12/16
9	at Chi.	12/12/65	TOUCHDOWNS	0	(92 times) last vs. LAR	9/12/16
5	(3 times) last at Chi.	12/12/65	RUSHING TOUCHDOWNS	0	last vs. NYG	11/12/18
5	(6 times) last at Phi.	9/18/05	PASSING TOUCHDOWNS	0	last vs. Oak.	11/1/18
7	vs. NO	10/25/87	FIELD GOALS ATTEMPTED	0	last vs. Den.	12/9/18
6	at Arz.	10/2/05	FIELD GOALS MADE	0	last vs. Chi.	12/23/18
32	at StL	9/17/00	TOTAL FIRST DOWNS	2	vs. NO	10/21/73
19	at GB	10/11/59	RUSHING FIRST DOWNS	0	(8 times) last at StL	9/26/13
25	at NYJ	9/21/80	PASSING FIRST DOWNS	0	(2 times) last vs. NO	10/21/73
584	at Chi.	12/12/65	TOTAL NET YARDS	44	vs. Atl.	10/23/76
62	vs. Chi.	9/24/50	RUSHING ATTEMPTS	8	vs. StL	11/2/03
324	at LA Rams	11/9/58	NET RUSHING YARDS	7	(2 times) last at Arz.	10/29/12
456	at Arz.	11/25/07	NET YARDS PASSING	-39	vs. Atl.	10/23/76
10	(3 times) last vs. NYG	11/23/80	QB SACKS ALLOWED	0	last vs. Sea.	11/26/17
486	at Arz.	11/25/07	GROSS YARDS PASSING	13	(2 times) last vs. LAN	10/10/71
65	at NE	12/16/12	PASS ATTEMPTS	4	vs. NO	10/15/78
42	vs. NYJ	9/21/80	PASS COMPLETIONS	2	(3x) vs. NO	10/15/78
7	at TB	9/7/86	INTERCEPTIONS THROWN	0	last vs. Chi.	12/23/18
10	at Dal.	10/12/80	TOTAL TAKEAWAYS	0	last vs. Oak.	11/1/18
8	(2 times) last vs. Min.	10/24/65	FUMBLES BY	0	last at Sea.	12/2/18
6	at NYG	12/1/57	FUMBLES LOST	0	last vs. Sea.	12/16/18
12	(2 times) last vs. Det.	10/23/77	PUNTS	0	(2 times) last at NO	10/20/02
62.0	at GB	10/21/62	PUNTING AVERAGE	21.0	at Bal.	10/1/67
17	at Atl.	11/5/78	PENALTIES	0	(5 times) last at Bal.	10/26/69
165	at Min.	10/13/66	YARDS PENALIZED	0	(5 times) last at Bal.	10/26/69



49ERS POSTSEASON HISTORY

Overall Playoff Record: 31–21

Home: 21–9

Away: 5–11

Neutral Site: 5–1

Super Bowl Championships: (5) 1981, 1984, 1988, 1989, 1994

Date	Game	Winner	Loser	Score	Site	Head Coach
1949 Season						
Dec. 4, 1949	First Round	49ers	N.Y. Yanks	17–7	Kezar Stadium	Lawrence T. Shaw
Dec. 11, 1949	AAFC Championship	Cleveland	49ers	21–7	Cleveland Municipal Stadium	Lawrence T. Shaw
1957 Season						
Dec. 22, 1957	Playoff Game	Detroit	49ers	31–27	Kezar Stadium	Frankie Albert
1970 Season						
Dec. 27, 1970	NFC Divisional	49ers	Minnesota	17–14	Metropolitan Stadium	Dick Nolan
Jan. 3, 1971	NFC Championship	Dallas	49ers	17–10	Kezar Stadium	Dick Nolan
1971 Season						
Dec. 26, 1971	NFC Divisional	49ers	Washington	24–20	Candlestick Park	Dick Nolan
Jan. 2, 1972	NFC Championship	Dallas	49ers	14–3	Texas Stadium	Dick Nolan
1972 Season						
Dec. 23, 1972	NFC Divisional	Dallas	49ers	30–28	Candlestick Park	Dick Nolan
1981 Season						
Jan. 3, 1982	NFC Divisional	49ers	N.Y. Giants	38–24	Candlestick Park	Bill Walsh
Jan. 10, 1982	NFC Championship	49ers	Dallas	28–27	Candlestick Park	Bill Walsh
Jan. 24, 1982	Super Bowl XVI	49ers	Cincinnati	26–21	Pontiac Silverdome	Bill Walsh
1983 Season						
Dec. 31, 1983	NFC Divisional	49ers	Detroit	24–23	Candlestick Park	Bill Walsh
Jan. 8, 1984	NFC Championship	Washington	49ers	24–21	RFK Stadium	Bill Walsh
1984 Season						
Dec. 29, 1984	NFC Divisional	49ers	N.Y. Giants	21–10	Candlestick Park	Bill Walsh
Jan. 6, 1985	NFC Championship	49ers	Chicago	23–0	Candlestick Park	Bill Walsh
Jan. 20, 1985	Super Bowl XIX	49ers	Miami	38–16	Stanford Stadium	Bill Walsh
1985 Season						
Dec. 29, 1985	NFC Wild Card	N.Y. Giants	49ers	17–3	Giants Stadium	Bill Walsh
1986 Season						
Jan. 4, 1987	NFC Divisional	N.Y. Giants	49ers	49–3	Giants Stadium	Bill Walsh
1987 Season						
Jan. 9, 1988	NFC Divisional	Minnesota	49ers	36–24	Candlestick Park	Bill Walsh
1988 Season						
Jan. 1, 1989	NFC Divisional	49ers	Minnesota	34–9	Candlestick Park	Bill Walsh
Jan. 8, 1989	NFC Championship	49ers	Chicago	28–3	Soldier Field	Bill Walsh
Jan. 22, 1989	Super Bowl XXIII	49ers	Cincinnati	20–16	Joe Robbie Stadium	Bill Walsh
1989 Season						
Jan. 6, 1990	NFC Divisional	49ers	Minnesota	41–13	Candlestick Park	George Seifert
Jan. 14, 1990	NFC Championship	49ers	L.A. Rams	30–3	Candlestick Park	George Seifert
Jan. 28, 1990	Super Bowl XXIV	49ers	Denver	55–10	LA Superdome	George Seifert
1990 Season						
Jan. 12, 1991	NFC Divisional	49ers	Washington	28–10	Candlestick Park	George Seifert
Jan. 20, 1991	NFC Championship	N.Y. Giants	49ers	15–13	Candlestick Park	George Seifert
1992 Season						
Jan. 9, 1993	NFC Divisional	49ers	Washington	20–13	Candlestick Park	George Seifert
Jan. 17, 1993	NFC Championship	Dallas	49ers	30–20	Candlestick Park	George Seifert
1993 Season						
Jan. 15, 1994	NFC Divisional	49ers	N.Y. Giants	44–3	Candlestick Park	George Seifert
Jan. 23, 1994	NFC Championship	Dallas	49ers	38–21	Texas Stadium	George Seifert
1994 Season						
Jan. 7, 1995	NFC Divisional	49ers	Chicago	44–15	Candlestick Park	George Seifert
Jan. 15, 1995	NFC Championship	49ers	Dallas	38–28	Candlestick Park	George Seifert
Jan. 29, 1995	Super Bowl XXIX	49ers	San Diego	49–26	Joe Robbie Stadium	George Seifert
1995 Season						
Jan. 6, 1996	NFC Divisional	Green Bay	49ers	27–17	3Com Park	George Seifert
1996 Season						
Dec. 29, 1996	NFC Wild Card	49ers	Philadelphia	14–0	3Com Park	George Seifert
Jan. 4, 1997	NFC Divisional	Green Bay	49ers	35–14	Lambeau Field	George Seifert



49ERS POSTSEASON HISTORY (CONT.)

Date	Game	Winner	Loser	Score	Site	Head Coach
1997 Season						
Jan. 3, 1998	NFC Divisional	49ers	Minnesota	38–22	3Com Park	Steve Mariucci
Jan. 11, 1998	NFC Championship	Green Bay	49ers	23–10	3Com Park	Steve Mariucci
1998 Season						
Jan. 3, 1999	NFC Wild Card	49ers	Green Bay	30–27	3Com Park	Steve Mariucci
Jan. 9, 1999	NFC Divisional	Atlanta	49ers	20–18	Georgia Dome	Steve Mariucci
2001 Season						
Jan. 13, 2002	NFC Wild Card	Green Bay	49ers	25–15	Lambeau Field	Steve Mariucci
2002 Season						
Jan. 5, 2003	NFC Wild Card	49ers	N.Y. Giants	39–38	3Com Park	Steve Mariucci
Jan. 12, 2003	NFC Divisional	Tampa Bay	49ers	31–6	Raymond James Stadium	Steve Mariucci
2011 Season						
Jan. 14, 2012	NFC Divisional	49ers	New Orleans	36–32	Candlestick Park	Jim Harbaugh
Jan. 22, 2012	NFC Championship	N.Y. Giants	49ers	20–17 (OT)	Candlestick Park	Jim Harbaugh
2012 Season						
Jan. 12, 2013	NFC Divisional	49ers	Green Bay	45–31	Candlestick Park	Jim Harbaugh
Jan. 20, 2013	NFC Championship	49ers	Atlanta	28–24	Georgia Dome	Jim Harbaugh
Feb. 3, 2013	Super Bowl XLVII	Baltimore	49ers	34–31	Mercedes-Benz Superdome	Jim Harbaugh
2013 Season						
Jan. 5, 2014	NFC Wild Card	49ers	Green Bay	23–20	Lambeau Field	Jim Harbaugh
Jan. 12, 2014	NFC Divisional	49ers	Carolina	23–10	Bank of America Stadium	Jim Harbaugh
Jan. 19, 2014	NFC Championship	Seattle	49ers	23–17	CenturyLink Field	Jim Harbaugh

49ERS PLAYOFF RECORD VS. OPPONENT

Chicago	3–0	1.000	Philadelphia	1–0	1.000	Detroit	1–1	.500
Cincinnati	2–0	1.000	San Diego	1–0	1.000	Green Bay	3–4	.429
Carolina	1–0	1.000	New Orleans	1–0	1.000	Dallas	2–5	.400
Denver	1–0	1.000	Minnesota	4–1	.800	Baltimore	0–1	.000
L.A. Rams	1–0	1.000	Washington	3–1	.750	Cleveland	0–1	.000
Miami	1–0	1.000	Atlanta	1–1	.500	Seattle	0–1	.000
N.Y. Yanks	1–0	1.000	N.Y. Giants	4–4	.500	Tampa Bay	0–1	.000

THE 49ERS PLAYOFF RECORD WHEN...

22–1	Winning the turnover battle	10–3	Rushing for 150 yards—or—more
4–19	Losing the turnover battle	2–12	Rushing for less than 100 yards
3–0	Tying the turnover battle	22–2	Rushing 30 times—or—more
7–0	Committing no turnovers	9–2	Opponents pass for 300 yards—or—more
24–4	Leading at halftime	15–11	Opponents pass for 250 yards—or—less
5–12	Trailing at halftime	9–17	Opponents rush for 100 yards—or—more
1–3	Tied at halftime	20–3	Opponents rush for less than 100 yards
27–5	Leading after three quarters	6–15	Opponents rush 30 times—or—more
3–15	Trailing after three quarters	26–13	Playing on grass
18–6	Scoring first	4–7	Playing on turf
28–8	Scoring 20—or—more points	21–10	Playing at home
17–2	Holding opponents under 17 points	5–10	Playing on the road
8–4	Passing for 300 yards—or—more	12–8	Decided by touchdown—or—less
19–11	Passing for 250 yards—or—less	0–1	Game goes into overtime
27–7	Rushing for 100 yards—or—more		



49ERS INDIVIDUAL PLAYOFF RECORDS - SERVICE & SCORING

SERVICE

Player	Games	Starts
1. Jerry Rice (WR)	23	23
2. Jesse Sapolu (C/G)	22	19
4. Brent Jones (TE)	21	19
5. Steve Young (QB)	20	14
6. Harris Barton (T)	19	19
Ronnie Lott (S)	19	19
Joe Montana (QB)	19	19

MOST TOUCHDOWNS, Career

Player	Games	TDs
1. Jerry Rice (WR)	23	19
2. Ricky Watters (RB)	7	10
3. Roger Craig (RB)	16	9

MOST TOUCHDOWNS, Game (Non-QB)

Player	Game	TDs
1. Ricky Watters (RB)	vs. NYG (1/15/94), NFC-D	5
2. Roger Craig (RB)	Mia. (1/20/85), SB	3
William Floyd (FB)	Chi. (1/7/95), NFC-D	3
Jerry Rice (WR)	Min. (1/1/89), NFC-D	3
Jerry Rice (WR)	SD (1/29/95), SB	3
Jerry Rice (WR)	Den. (1/28/90), SB	3
Larry Schreiber (RB)	Dal. (12/23/72), NFC-D	3
Ricky Watters (RB)	SD (1/29/95), SB	3

MOST POINTS, Career

Player	Years	Gms	TDs	Rsh	Rec	Ret	2-pt	PAT	FG	Pts
1. Jerry Rice (WR)	1985-2000	23	19	0	19	0	0	0/0	0/0	114
2. Mike Cofer (K)	1988-93	12	0	0	0	0	0	42/46	12/19	78
3. Ray Wersching (K)	1977-87	11	0	0	0	0	0	30/30	13/22	69
4. Ricky Watters (RB)	1991-94	7	10	7	3	0	0	0/0	0/0	60
5. Roger Craig (RB)	1983-90	15	9	7	2	0	0	0/0	0/0	54

MOST POINTS, Game

Player	Game	Points
1. Ricky Watters (RB)	vs. NYG (1/15/94), NFC-D - 5 TDs	30
2. Jerry Rice (WR)	vs. SD (1/29/95), SB - 3 TDs	18
Ricky Watters (RB)	vs. SD (1/29/95), SB - 3 TDs	18
William Floyd (FB)	vs. Chi. (1/7/95), NFC-D - 3 TDs	18
Jerry Rice (WR)	vs. Den. (1/28/90), SB - 3 TDs	18
Jerry Rice (WR)	vs. Min. (1/1/89), NFC-D - 3 TDs	18
Roger Craig (RB)	vs. Mia. (1/20/85), SB - 3 TDs	18
Larry Schreiber (RB)	vs. Dal. (12/23/72), NFC-D - 3 TDs	18

MOST PATs, Career

Player	PATs
1. Mike Cofer (12 games).....	42
2. Ray Wersching (11 games).....	30
3. David Akers (5 games)	17
Doug Brien (3 games)	17

MOST PATs, Game

Player	PATs
1. Doug Brien.....	7
vs. SD (1/29/95), SB	
Mike Cofer	7
vs. Den. (1/28/90), SB	
3. David Akers	6
vs. GB (1/12/13), NFC-D	

MOST FGs Made, Career

Player	FGM
1. Ray Wersching (11 games).....	13
2. Mike Cofer (12 games).....	12
3. David Akers (5 games)	8

MOST FGs Made, Game

Player	FGM
1. Ray Wersching (11 games).....	4
vs. Cin. (1/24/82), SB	
2. Phil Dawson and 4 players.....	3
Last at Car. (1/12/14), NFC-D	

MOST FGs Attempted, Career

Player	FGA
1. Ray Wersching (11 games).....	20
2. Mike Cofer (12 games).....	19
3. David Akers (5 games)	9

MOST FGs Attempted, Game

Player	FGA
1. Mike Cofer.....	4
vs. LA Rams (1/14/90), NFC-CG	
vs. Cin. (1/22/89), SB	
Ray Wersching	4
at Cin. (1/24/82), SB	
2. Phil Dawson and 4 players.....	3
Last at Car. (1/12/14), NFC-D	

LONGEST FIELD GOAL MADE

Player	YDS
1. Phil Dawson.....	49
at Car. (1/12/14), NFC-D	
2. Wade Richey.....	48
vs. GB (1/3/99), NFC-WC	
3. Mike Cofer	47
vs. NYG (1/20/91), NFC-CG	



49ERS INDIVIDUAL PLAYOFF RECORDS - PASSING

MOST PASSING YARDS, Career

Player	Playoff Seasons	Gms	Att	Cmp	Pct	Yds	TD	INT	Lg	QB Rat	INT Pct.
1. Joe Montana	1981–90 (9)	19	593	375	63.2	4,758	39	17	44	98.2	2.9
2. Steve Young	1987–98 (11)	20	471	292	62.0	3,326	20	13	51t	85.8	2.8
3. Colin Kaepernick	2011–16 (6)	6	162	94	58.0	1,374	7	5	45	87.3	3.1
4. John Brodie	1970–72 (3)	5	143	71	49.7	973	4	7	–	60.7	4.9
5. Jeff Garcia	2001–02 (2)	3	117	71	60.7	757	4	5	76t	73.2	4.3

MOST PASSING YARDS, Game

Player	Game	Att	Cmp	Pct	Yds	TD	INT	Lg	QB Rat
1. Joe Montana	vs. Cin. (1/22/89), SB	36	23	63.9	357	2	0	44	115.2
2. Joe Montana	at Was. (1/8/84), NFC–CG	48	27	56.3	347	3	1	–	91.2
3. Jeff Garcia	vs. NYG (1/5/03), NFC–WC	44	27	61.4	331	3	1	76t	97.8
Joe Montana	vs. Mia. (1/20/85), SB	35	24	68.6	331	3	0	40	127.2
5. Steve Young	vs. GB (1/6/96), NFC–D	65	32	49.2	328	0	2	32	51.3

LONGEST PASS PLAY

Player	Lg	Date
1. John Brodie to Gene Washington	78t	vs. Was. (12/26/71), NFC–D
2. Jeff Garcia to Terrell Owens	76t	vs. NYG (1/5/03), NFC–WC
Joe Montana to Freddie Solomon	76t	at Was. (1/8/84), NFC–CG
4. Alex Smith to Vernon Davis (TE)	73t	vs. NYG (1/22/12), NFC–CG
5. Joe Montana to Jerry Rice	72t	vs. Min. (1/6/90), NFC–D
6. Joe Montana to John Taylor	61t	vs. NYG (1/20/91), NFC–CG
7. Joe Montana to Jerry Rice	61t	at Chi. (1/8/84), NFC–CG

MOST TD PASSES, Career

Player	TD
1. Joe Montana (19 games)	39
2. Steve Young (20 games).....	20
3. Colin Kaepernick (6 games)	7
4. Alex Smith (2 games).....	5
5. 2 Players	4

MOST TD PASSES, Game

Player	TD
1. Steve Young	6
vs. SD (1/29/95), SB	
2. Joe Montana.....	5
vs. Den. (1/28/90), SB	
3. Joe Montana.....	4
vs. Min. (1/6/90), NFC–D	

HIGHEST COMPLETION PERCENTAGE, Game

Player	Pct
1. Joe Montana.....	86.7
vs. LA Rams (1/14/90), NFC–CG	
2. Steve Young	77.3
vs. NYG (1/15/94), NFC–D	
3. Colin Kaepernick.....	76.2
at Atl. (1/20/13), NFC–CG	
4. Joe Montana.....	75.9
vs. Den. (1/28/90), SB	
5. Steve Young	72.7
vs. Chi. (1/7/95), NFC–D	
(min. 30 attempts)	

HIGHEST COMPLETION PERCENTAGE, Career

Player	Pct
1. Joe Montana (19 games)	63.2
2. Steve Young (20 games).....	62.0
3. Jeff Garcia (3 games).....	60.7
4. Y.A. Tittle (1 game).....	58.1
5. Colin Kaepernick (6 games)	58.0
(min. 30 attempts)	

NFC–WC: NFC Wild Card; **NFC–D:** NFC Divisional
Playoff; **NFC–CG:** NFC Championship;
NFLP – NFL Playoff Game; **SB:** Super Bowl
* denotes NFL playoff record

HIGHEST QB RATING, Career

Player	Rating
1. Alex Smith	101.0
2. Joe Montana.....	98.2
3. Colin Kaepernick.....	87.3
4. Steve Young	85.8
5. Y.A. Tittle	76.5
(min. 30 attempts)	

HIGHEST QB RATING, Game

Player	Rating
1. Joe Montana.....	147.6
vs. Den. (1/28/90), SB	
2. Joe Montana.....	142.5
vs. Min. (1/6/90), NFC–D	
3. Joe Montana.....	136.0
at Chi. (1/8/89), NFC–CG	
4. Steve Young	134.8
vs. SD (1/29/95), SB	
5. Colin Kaepernick.....	127.7
at Atl. (1/20/13), NFC–CG	
(min. 30 attempts)	

MOST ATTEMPTS, Career

Player	Att
1. Joe Montana (19 games)	593
2. Steve Young (20 games).....	471
3. Colin Kaepernick (6 games)	162

MOST ATTEMPTS, Game

Player	Att
1. Steve Young	*65
vs. GB (1/6/96), NFC–D	
2. Joe Montana.....	48
at Was. (1/8/84), NFC–CG	
3. Joe Montana.....	47
at NYG (12/29/85), NFC–WC	

MOST COMPLETIONS, Career

Player	Comp
1. Joe Montana (19 games)	375
2. Steve Young (20 games).....	292
3. Colin Kaepernick (6 games)	94
4. John Brodie (5 games)	71
Jeff Garcia (3 games).....	71

MOST COMPLETIONS, Game

Player	Comp
1. Steve Young	32
vs. GB (1/6/96), NFC–D	
2. Jeff Garcia	27
vs. NYG (1/5/03), NFC–WC	
Steve Young	27
at Dal. (1/23/94), NFC–CG	
Joe Montana.....	27
at Was. (1/8/84), NFC–CG	

LOWEST INT PERCENTAGE, Career

Player	Pct
1. Alex Smith	0.0
2. Steve Young	2.8
3. Joe Montana.....	2.9
4. Colin Kaepernick.....	3.1
5. Jeff Garcia	4.3
(min. 30 attempts)	



49ERS INDIVIDUAL PLAYOFF RECORDS - RUSHING

MOST ATTEMPTS, Career

<u>Player</u>	<u>Games</u>	<u>Atts</u>
1. Roger Craig	16	202
2. Frank Gore	8	140
3. Ricky Watters	7	105
4. Steve Young (QB)	22	96
5. Wendell Tyler	6	72

MOST ATTEMPTS, Game

<u>Player</u>	<u>Game</u>	<u>Atts</u>
1. Ken Willard	at Min. (12/27/70), NFC-D	27
2. Larry Schreiber	vs. Dal. (12/23/72), NFC-D	26
3. Terry Kirby	vs. Min. (1/3/98), NFC-D	25
4. Ricky Watters	vs. NYG (1/15/94), NFC-D	24
Roger Craig	vs. LA Rams (1/14/90), NFC-CG	24

MOST YARDS GAINED, Career

<u>Player</u>	<u>Games</u>	<u>Atts</u>	<u>Avg</u>	<u>Yds</u>
1. Roger Craig	16	202	4.0	817
2. Frank Gore	8	140	4.6	646
3. Steve Young (QB)	20	96	6.2	594
4. Colin Kaepernick (QB)	6	51	9.9	507
5. Ricky Watters	7	105	4.6	481

MOST YARDS GAINED, Game

<u>Player</u>	<u>Game</u>	<u>Yds</u>
1. Colin Kaepernick (QB)	vs. GB (1/12/13), NFC-D	181
2. Roger Craig	vs. Min. (1/1/89), NFC-D	135
3. Colin Kaepernick (QB)	at Sea. (1/19/14), NFC-CG	130
4. Garrison Hearst	vs. GB (1/3/99), NFC-WC	128
5. Roger Craig	vs. Min. (1/6/90), NFC-D	125

HIGHEST AVERAGE YARDS PER GAME

<u>Player</u>	<u>Games</u>	<u>Yds/Gm</u>
1. Colin Kaepernick (QB)	6	84.5
2. Hugh McElhenny	1	82.0
3. Frank Gore	8	80.8
4. Ricky Watters	7	68.7
5. Wendell Tyler	6	57.8

MOST RUSHING TOUCHDOWNS, Career

<u>Player</u>	<u>TDs</u>
1. Steve Young (QB) (20 games)	8
2. Roger Craig (16 games)	7
Ricky Watters (7 games).....	7
4. Frank Gore (8 games).....	5
William Floyd (7 games)	5
6. Colin Kaepernick (QB) (6 games)	4
Tom Rathman (14 games)	4

MOST RUSHING TOUCHDOWNS, Game

<u>Player</u>	<u>TDs</u>
1. Ricky Watters.....	5
vs. NYG (1/15/94), NFC-D	
2. William Floyd	3
vs. Chi. (1/7/95), NFC-D	
Larry Schreiber	3
vs. Dal. (12/23/72), NFC-D	
4. Colin Kaepernick (QB)	2
vs. GB (1/12/13), NFC-D	
Terry Kirby	2
vs. Min. (1/3/98), NFC-D	
Tom Rathman	2
vs. Den. (1/28/90), SB	
Roger Craig.....	2
vs. Min. (1/1/89), NFC-D	

LONG RUNS FROM SCRIMMAGE

<u>Player</u>	<u>Yds</u>
1. Roger Craig.....	80t
vs. Min. (1/1/89), NFC-D	
2. Hugh McElhenny	71
vs. Det. (12/22/57), NFLP	
3. Colin Kaepernick (QB)	58
at Sea. (1/19/14), NFC-CG	
4. Colin Kaepernick (QB)	56t
vs. GB (1/12/13), NFC-D	
5. Joe Montana (QB)	53
vs. NYG (12/29/84), NFC-D	
6. Colin Kaepernick (QB)	42
at GB (1/5/14), NFC-WC	
Frank Gore	42
vs. NO (1/14/12), NFC-D	
Steve Young (QB).....	42
vs. Min. (1/9/88), NFC-D	



49ERS INDIVIDUAL PLAYOFF RECORDS - RECEIVING

MOST RECEPTIONS, Career

	<u>Player</u>	<u>Games</u>	<u>Recepts</u>
1.	Jerry Rice	23	124
2.	Roger Craig (RB)	16	63
3.	Brent Jones (TE)	21	60
4.	Dwight Clark	9	48
5.	John Taylor	17	46

MOST RECEPTIONS, Game

	<u>Player</u>	<u>Game</u>	<u>Recepts</u>
1.	Jerry Rice	vs. GB (1/6/96), NFC-D	11
2.	Jerry Rice	vs. Cin. (1/22/89), SB	11
3.	Jerry Rice	vs. SD (1/29/95), SB	10
4.	6 players		9

MOST YARDS GAINED, Career

	<u>Player</u>	<u>Games</u>	<u>Yds</u>
1.	Jerry Rice	23	1,811
2.	Brent Jones (TE)	21	740
3.	John Taylor	17	734
4.	Dwight Clark	9	726
5.	Roger Craig (RB)	16	606

MOST YARDS GAINED, Game

	<u>Player</u>	<u>Game</u>	<u>Recepts</u>
1.	Jerry Rice	vs. Cin. (1/22/89), SB	215
2.	Vernon Davis (TE)	vs. NO (1/14/12), NFC-D	180
3.	Terrell Owens	vs. NYG (1/5/03), NFC-WC	177
4.	Jerry Rice	vs. SD (1/29/95), SB	149
5.	Jerry Rice	vs. Den. (1/28/90), SB	148

MOST RECEIVING YDS PER GAME, Career (Min. 5 Recepts)

	<u>Player</u>	<u>Games</u>	<u>Avg</u>
1.	Billy Wilson (E)	1	107.0
2.	Hugh McElhenny (RB)	1	96.0
3.	Dwight Clark	9	80.7
4.	Jerry Rice	23	78.7
5.	Anquan Boldin	3	75.7

MOST RECEIVING TOUCHDOWNS, Career

	<u>Player</u>	<u>TDs</u>
1.	Jerry Rice (23 games)	19
2.	Vernon Davis, TE (8 games)	7
3.	John Taylor (17 games)	6
	Freddie Solomon (8 games)	6
5.	Brent Jones, TE (21 games)	5
6.	Michael Crabtree (8 games)	4
	Terrell Owens (9 games)	4

MOST RECEIVING TOUCHDOWNS, Game

	<u>Player</u>	<u>TDs</u>
1.	Jerry Rice	3
	vs. SD (1/29/95), SB	
	Jerry Rice	3
	vs. Den. (1/28/90), SB	
	Jerry Rice	3
	vs. Min. (1/1/89), NFC-D	
4.	11 times	2
	Last: Michael Crabtree vs. GB (1/12/13), NFC-D	

HIGHEST RECEIVING AVERAGE, Career

(Min. 5 Recepts)

	<u>Player</u>	<u>Avg</u>
1.	Gene Washington (5 games)	23.4
2.	Vernon Davis, TE (8 games)	22.2
3.	Delanie Walker, TE (4 games)	17.3
4.	Randy Moss (3 games)	16.0
	Hugh McElhenny, RB (1 games)	16.0

MOST 25+ YARD RECEPTIONS, Career

	<u>Player</u>	<u>Recepts</u>
1.	Jerry Rice (23 games)	14
2.	Vernon Davis, TE (8 games)	11
3.	Terrell Owens (5 games)	5
4.	Michael Crabtree (8 games)	4
5.	J.J. Stokes (8 games)	3
	John Taylor (17 games)	3



49ERS INDIVIDUAL PLAYOFF RECORDS - DEFENSE

MOST INTERCEPTIONS, Career

<u>Player</u>	<u>Games</u>	<u>INTs</u>
1. Ronnie Lott	19	8
2. Eric Davis	8	6
3. Riki Ellison	6	3
Dwight Hicks	8	3
Eric Wright	7	3

MOST INTERCEPTIONS, Game

<u>Player</u>	<u>Game</u>	<u>INTs</u>
1. Eric Davis	vs. Dal. (1/15/95), NFC-CG	2
Ronnie Lott	vs. Min. (1/1/89), NFC-D	2
Riki Ellison	vs. Det. (12/31/83), NFC-D	2
Ronnie Lott	vs. NYG (1/3/82), NFC-D	2
Skip Vanderbundt	vs. Dal. (12/23/72), NFC-D	2

LONGEST INTERCEPTION RETURN

<u>Player</u>	<u>Game</u>	<u>Ret. Yds</u>
1. Michael Carter	vs. Was. (1/12/91), NFC-D	61t
2. Ronnie Lott	vs. Min. (1/6/90), NFC-D	58t
3. Jeff Fuller	vs. Min. (1/9/88), NFC-D	48t

MOST INTERCEPTION RETURN YARDS, Career

<u>Player</u>	<u>Games</u>	<u>Ret. Yds</u>
1. Ronnie Lott	19	152
2. Tim McKyer	8	68
3. Chet Brooks	2	66
4. Michael Carter	12	61
5. Eric Davis	8	51

MOST INTERCEPTION RETURN YARDS, Game

<u>Player</u>	<u>Game</u>	<u>Ret. Yds</u>
1. Michael Carter	vs. Was. (1/12/91), NFC-D	61
2. Ronnie Lott	vs. Min. (1/6/90), NFC-D	58
3. Jeff Fuller	vs. Min. (1/9/88), NFC-D	48
4. Eric Davis	vs. Dal. (1/15/95), NFC-CG	44
5. Dashon Goldson	vs. NO (1/14/12), NFC-D	41
Tim McKyer	vs. Min. (1/6/90), NFC-D	41

MOST SACKS, Career (since 1982)

<u>Player</u>	<u>Sacks</u>
1. Charles Haley (12 games)	7.5
2. Ahmad Brooks (8 games)	6.5
Dwaine Board (7 games)	6.5
Tim Harris (6 games)	6.5
5. Fred Dean (5 games)	6.0

MOST SACKS, Game (since 1982)

<u>Player</u>	<u>Sacks</u>
1. Pierce Holt	3.0
vs. Was. (1/9/93), NFC-D	
2. Ahmad Brooks	2.5
at Car. (1/12/14), NFC-D	
Ray McDonald	2.5
vs. NYG (1/22/12), NFC-CG	
Larry Roberts	2.5
vs. Min. (1/1/89), NFC-D	



49ERS INDIVIDUAL PLAYOFF RECORDS - RETURNS

PUNT RETURNS

MOST PUNT RETURNS, Career

Player	Games	Ret
1. John Taylor	17	18
2. Dana McLemore	7	17
3. Dexter Carter	8	10
Bruce Taylor	5	10
5. Kyle Williams	2	9

MOST PUNT RETURNS, Game

Player	Game	Ret
1. Kyle Williams	vs. NYG (1/22/12), NFC-CG	8
2. Dana McLemore	vs. Mia. (1/20/85), SB	5
3. Bruce Taylor	at Min. (12/27/70), NFC-D	5
4. John Taylor	at Chi. (1/8/89), NFC-CG	4
Dana McLemore	vs. Chi. (1/6/85), NFC-CG	4

MOST PUNT RETURN YARDS, Career

Player	Games	Yds
1. John Taylor	17	189
2. Dana McLemore	7	156
3. Dexter Carter	8	80
4. Kyle Williams	2	76
5. Ted Ginn Jr.	5	75

MOST PUNT RETURN YARDS, Game

Player	Game	Yds
1. Kyle Williams	vs. NYG (1/22/12), NFC-CG	70
2. Dana McLemore	vs. Chi. (1/6/85), NFC-CG	69
Bruce Taylor	at Min. (12/27/70), NFC-D	69
4. John Taylor	vs. Cin. (1/22/89), SB	56
5. Dana McLemore	vs. Mia. (1/20/85), SB	51

LONGEST PUNT RETURN, Game

Player	Game	Yds
1. John Taylor	vs. Cin. (1/22/89), SB	45
2. Ted Ginn Jr.	vs. Bal. (2/3/13), SB	32
3. Dexter Carter	vs. NYG (1/15/94), NFC-D	31
John Taylor	vs. NYG (1/20/91), NFC-CG	31
5. Dana McLemore	vs. Mia. (1/20/85), SB	28

PUNT RETURN AVERAGE, Career

Player	Games	Avg
1. Ted Ginn Jr.	4	15.0
2. John Taylor	7	10.5
3. Dana McLemore	7	9.2
4. Kyle Williams	2	8.4
5. Dexter Carter	3	8.0
(min. 5 returns)		

PUNT RETURN AVERAGE, Game

Player	Game	Avg
1. John Taylor	vs. Cin. (1/22/89), SB	18.7
2. Dana McLemore	vs. Chi. (1/6/85), NFC-CG	17.3
3. Bruce Taylor	at Min. (12/27/70), NFC-D	13.8
4. John Taylor	vs. Den. (1/28/90), SB	12.7
5. Dana McLemore	vs. Mia. (1/20/85), SB	10.2

—There has been no punt returned for a TD in franchise postseason history

KICKOFF RETURNS

MOST KICKOFF RETURNS, Career

Player	Games	Ret
1. Dexter Carter	8	19
2. LaMichael James	6	14
3. Vinny Sutherland	3	13
4. R.W. McQuarters	2	9
Vic Washington	3	9

MOST KICKOFF RETURNS, Game

Player	Game	Ret
1. R.W. McQuarters	vs. GB (1/3/99), NFC-WC	6
2. Dana McLemore	at Was. (1/8/84), NFC-CG	5
Vinny Sutherland	at GB (1/13/02), NFC-WC	5
Vinny Sutherland	vs. NYG (1/5/03), NFC-WC	5
5. 5 times		4

MOST KICKOFF RETURN YARDS, Career

Player	Games	Yds
1. Dexter Carter	8	341
2. LaMichael James	5	332
3. Vinny Sutherland	3	282
4. Vic Washington	3	250
5. R.W. McQuarters	2	185

MOST KICKOFF RETURNS YARDS, Game

Player	Game	Yds
1. Vic Washington	vs. Dal. (12/23/72), NFC-D	136
2. R.W. McQuarters	vs. GB (1/3/99), NFC-WC	128
3. Chuck Levy	vs. GB (1/11/98), NFC-CG	127
4. Vinny Sutherland	at GB (1/13/02), NFC-WC	99
5. Dana McLemore	at Was. (1/8/84), NFC-CG	98

LONGEST KICKOFF RETURN, Game

Player	Game	Yds
1. Vic Washington	vs. Dal. (12/23/72), NFC-D	97t*
2. Chuck Levy	vs. GB (1/11/98), NFC-CG	95t*
3. Marc Logan	vs. Dal. (1/17/93), NFC-CG	50
4. Kyle Williams	vs. NYG (1/22/12), NFC-CG	40
5. LaMichael James	at GB (1/5/14), NFC-WC	37

*Only kickoffs returned for TDs in franchise postseason history

KICKOFF RETURN AVERAGE, Career

Player	Games	Avg
1. Chuck Levy	2	31.0
2. Vic Washington	2	27.8
3. Terrence Flagler	3	25.2
4. LaMichael James	6	23.7
5. Amos Lawrence	3	23.6
(min. 5 returns)		

KICKOFF RETURN AVERAGE, Game

Player	Game	Avg
1. Vic Washington	vs. Dal. (12/23/72), NFC-D	45.3
2. Chuck Levy	vs. GB (1/11/98), NFC-CG	42.3
3. Amos Lawrence	vs. NYG (1/3/82), NFC-D	29.3
Vinny Sutherland	vs. TB (1/12/03), NFC-D	29.3
5. Kyle Williams	vs. NYG (1/22/12), NFC-CG	28.3



49ERS INDIVIDUAL PLAYOFF RECORDS - PUNTING

MOST PUNTING YARDS, Career

<u>Player</u>	<u>Games</u>	<u>Yds</u>
1. Andy Lee	8	1,667
2. Max Runager	6	1,298
3. Barry Helton	8	1,288
4. Tommy Thompson	5	1,093
5. Steve Spurrier	4	1,041

HIGHEST PUNTING AVERAGE, Career

<u>Player</u>	<u>Games</u>	<u>Avg</u>
1. Andy Lee	8	46.3
2. Reggie Roby	2	44.1
3. Jim Miller	3	41.5
4. Klaus Wilmsmeyer	7	41.2
5. Bill LaFleur	2	40.5

HIGHEST PUNTING AVERAGE, Game

<u>Player</u>	<u>Game</u>	<u>Avg</u>
1. Andy Lee	vs. NO (1/14/12), NFC-D	49.5
2. Reggie Roby	at Atl. (1/9/99), NFC-D	47.3
3. Jim Miller	vs. Cin. (1/24/82), SB	46.3
4. Andy Lee	vs. NYG (1/22/12), NFC-CG	45.5
Klaus Wilmsmeyer	at Dal. (1/23/94), NFC-CG	45.5
<i>(min. 4 punts)</i>		

HIGHEST NET AVERAGE, Career

<u>Player</u>	<u>Games</u>	<u>Avg</u>
1. Andy Lee	8	39.8
2. Klaus Wilmsmeyer	7	39.0
3. Jim Miller	3	36.0
4. Reggie Roby	2	35.6
5. Max Runager	6	33.8

HIGHEST NET AVERAGE, Game

<u>Player</u>	<u>Game</u>	<u>Avg</u>
1. Klaus Wilmsmeyer	at Dal. (1/23/94), NFC-CG	44.0
2. Andy Lee	vs. NO (1/14/12), NFC-D	43.4
3. Tommy Thompson	vs. GB (1/6/96), NFC-D	40.6
4. Andy Lee	vs. NYG (1/22/12), NFC-CG	40.0
5. Klaus Wilmsmeyer	vs. SD (1/29/95), SB	39.6
<i>(min. 4 punts)</i>		

LONGEST PUNT, Game

<u>Player</u>	<u>Long</u>
1. Andy Lee.....	63
vs. NO (1/14/12), NFC-D	
2. Andy Lee.....	62
at Atl. (1/20/13), NFC-CG	
3. Andy Lee.....	59
vs. NYG (1/22/12), NFC-CG	
Steve Spurrier.....	59
at Min. (12/27/70), NFC-D	
Steve Spurrier.....	59
vs. Dal. (1/3/71), NFC-CG	

PUNTS INSIDE THE 20 YARD LINE, Career

<u>Player</u>	<u>In20</u>
1. Andy Lee (8 games)	12
2. Barry Helton (8 games).....	10
Klaus Wilmsmeyer (7 games)	10
4. Max Runager (6 games)	8
5. Reggie Roby (2 games)	4
Tommy Thompson (5 games)	4

MOST PUNTS, Career

<u>Player</u>	<u>Punts</u>
1. Andy Lee (8 games)	36
2. Barry Helton (8 games).....	35
3. Max Runager (6 games)	33
4. Tommy Thompson (5 games)	29
Steve Spurrier (4 games).....	29

MOST PUNTS, Game

<u>Player</u>	<u>Punts</u>
1. Andy Lee.....	10
vs. NYG (1/22/12), NFC-CG	
Max Runager	10
at NYG (1/4/87), NFC-D	
Steve Spurrier.....	10
vs. Was. (12/26/71), NFC-D	
4. Andy Lee.....	8
vs. NO (1/14/12), NFC-D	
Steve Spurrier.....	8
at Min. (12/27/70), NFC-D	



49ERS TEAM NFL PLAYOFF RECORDS

SCORING

Most Points, Game

- 55 vs. Den. (1/28/90), SB
- 49 vs. SD (1/29/95), SB
- 45 vs. GB (1/12/13), NFC-D

Most Points, Both Teams, Game

- 77 vs. NYG (1/5/03), NFC-WC
- 76 vs. GB (1/12/13), NFC-D
- 75 vs. SD (1/29/95), SB

Fewest Points, Both Teams, Game

- 14 vs. Phi. (12/29/96), NFC-WC, SF 14, Phi. 0
- 17 at Dal. (1/2/72), NFC-CG, Dal. 14, SF 3

Largest Margin of Victory, Game

- 45 vs. Den. (1/28/90), SB, SF 55, Den. 10

TOUCHDOWNS

Most Touchdowns, Game

- 8 vs. Den. (1/28/90), SB
- 7 vs. SD (1/29/95), SB

Most Touchdowns, Both Teams, Game

- 10 vs. NYG (1/5/03), NFC-WC, 49ers 5, NYG 5
- 10 vs. SD (1/29/95), SB, 49ers 7, SD 3
- 10 vs. GB (1/12/13), NFC-D, 49ers 6, GB 4

Fewest Touchdowns, Both Teams, Game

- 1 vs. NYG (1/20/91), NFC-CG, Giants 1, 49ers 0

FIELD GOALS

Most Field Goals, Game

- 4 vs. Cin. (1/24/82), SB

Most Field Goals Attempted, Game

- 4 (3 times) last vs. LAN (1/14/90), NFC-CG

FIRST DOWNS

Most First Downs, Game

- 31 vs. Mia. (1/20/85), SB
- 31 vs. Min. (1/3/98), NFC-D
- 29 vs. GB (1/12/13), NFC-D
- 29 vs. LA Rams (1/14/90), NFC-CG

Fewest First Downs, Game

- 9 at NYG (1/4/87), NFC-D
- 9 at Dal. (1/2/72), NFC-CG
- 11 vs. Was. (12/26/71), NFC-D

Most First Downs, Rushing, Game

- 16 vs. Mia. (1/20/85), SB
- 15 vs. GB (1/12/13), NFC-D
- 15 vs. Min. (1/3/98), NFC-D

Fewest First Downs, Rushing, Game

- 1 (3 times) last at TB (1/12/03), NFC-D

Most First Downs, Passing, Game

- 17 vs. SD (1/29/95), SB
- 17 vs. Dal. (1/10/82), NFC-CG

Fewest First Downs, Passing, Game

- 5 vs. NYG (1/22/12), NFC-CG

TOTAL NET YARDS

Most Net Yards Gained, Game

- 579 vs. GB (1/12/13), NFC-D
- 537 vs. Mia. (1/20/85), SB
- 468 vs. Bal. (2/3/13), SB

Fewest Net Yards Gained, Game

- 184 vs. NYG (1/4/87), NFC-D
- 196 at GB (1/4/97), NFC-D
- 228 at TB (1/12/03), NFC-D

Net Yards, Combined

- 931 vs. GB (1/12/13), NFC-D
- 892 vs. NYG (1/5/03), NFC-WC
- 879 vs. NO (1/14/12), NFC-D
- 851 vs. Mia. (1/20/85), SB

RUSHING

Most Attempts, Game

- 45 vs. LA Rams (1/14/90), NFC-CG
- 44 vs. Den. (1/28/90), SB
- 43 vs. GB (1/12/13), NFC-D

Fewest Attempts, Game

- 11 vs. NYG (1/20/91), NFC-CG
- 13 at TB (1/12/03), NFC-D

Most Rushing Yards, Game

- 323 vs. GB (1/12/13), NFC-D
- 211 vs. Mia. (1/20/85), SB
- 201 vs. Min. (1/1/89), NFC-D

Fewest Rushing Yards, Game

- 29 at NYG (1/4/87), NFC-D
- 33 vs. GB (1/11/98), NFC-CG
- 39 vs. NYG (1/20/91), NFC-CG

Most Rushing Touchdowns, Game

- 6 vs. NYG (1/15/94), NFC-D
- 5 vs. Chi. (1/7/95), NFC-D

PASSING

Most Attempts, Game

- 65 vs. GB (1/6/96), NFC-D
- 48 at NYG (12/28/85), NFC-WC
- 48 at Was. (1/8/84), NFC-CG

Fewest Attempts, Game

- 19 vs. Was. (12/26/71), NFC-D
- 21 at Atl. (1/20/13), NFC-CG
- 21 vs. Phi. (12/29/96), NFC-WC

Most Completions, Game

- 32 vs. GB (1/6/96), NFC-D
- 28 vs. NYG (1/5/03), NFC-WC

Fewest Completions, Game

- 10 vs. Was. (12/26/71), NFC-D
- 12 vs. NYG (1/22/12), NFC-CG
- 12 vs. Dal. (12/23/72), NFC-CG

Most Yards Gained, Game

- 357 vs. Cin. (1/22/89), SB
- 356 vs. NYG (1/5/03), NFC-WC
- 347 at Was. (1/8/84), NFC-CG

Fewest Yards Gained, Game

- 133 at GB (1/4/97), NFC-D
- 150 vs. Dal. (12/23/72), NFC-D
- 153 at Sea. (1/19/14), NFC-CG

Most Touchdowns, Game

- 6 vs. SD (1/29/95), SB
- 5 vs. Den. (1/28/90), SB
- 4 vs. Min. (1/6/90), NFC-D

INTERCEPTIONS

Most Interceptions, Game

- 5 vs. Det. (12/31/83), NFC-D
- 4 vs. Min. (1/6/90), NFC-D

PUNTING

Most Punts, Game

- 10 vs. NYG (1/22/12), NFC-CG
- 10 at NYG (1/4/87), NFC-D
- 10 vs. Was. (12/26/71), NFC-D

Fewest Punts, Game

- 1 vs. Dal. (1/17/93), NFC-CG
- 2 (4 times) last at Car. (1/12/14), NFC-D

Highest Punting Average, Game (4+ punts)

- 49.5 vs. NO (1/14/12), NFC-D
- 47.3 at Atl. (1/9/99), NFC-D

Lowest Punting Average, Game (4+ punts)

- 30.8 vs. Min. (1/6/90), NFC-D

PENALTIES

Most Penalties, Game

- 14 vs. NYG (1/3/82), NFC-D
- 11 vs. NYG (1/4/87), NFC-D

Fewest Penalties, Game

- 0 at Chi. (1/8/89), NFC-CG
- 1 at Dal. (1/2/72), NFC-CG

Most Yards Penalized, Game

- 145 vs. NYG (1/3/82), NFC-D
- 106 vs. Dal. (1/10/82), NFC-CG
- 86 vs. GB (1/12/13), NFC-D

Fewest Yards Penalized, Game

- 0 vs. Chi. (1/8/89), NFC-CG
- 10 (2 times) last at GB (1/5/14), NFC-WC

FUMBLES

Most Fumbles, Game

- 6 vs. Det. (12/22/57), NFLP

Most Fumbles Lost, Game

- 3 (3 times) last vs. Was. (1/9/93), NFC-D

Most Fumbles Committed by Opp., Game

- 5 vs. GB (1/4/97), NFC-D

Most Fumbles Lost by Opponent, Game

- 3 vs. NO (1/14/12), NFC-D
- 3 vs. Dal. (12/23/72), NFC-D
- 3 vs. Det. (12/22/57), NFLP

TURNOVERS

Most Turnovers, Game

- 6 vs. Dal. (1/10/82), NFC-CG

KICK RETURNS

Most Kickoff Returns, Game

- 8 vs. Min. (1/9/88), NFC-D
- 7 vs. NYG (1/5/03), NFC-WC
- 7 at NYG (1/4/87), NFC-D

Most Kickoff Return Yards, Game

- 162 at TB (1/12/03), NFC-D
- 146 at Dal. (12/23/72), NFC-D

Most Kickoff Returns Allowed, Game

- 9 vs. Den. (1/28/90), SB
- 8 vs. SD (1/29/95), SB

Most Kickoff Return Yards Allowed, Game

- 242 vs. SD (1/29/95), SB
- 206 vs. Bal. (2/3/13), SB

Punt Returns, Game

- 8 vs. NYG (1/22/12), NFC-CG

Punt Return Yards, Game

- 70 vs. NYG (1/22/12), NFC-CG
- 69 vs. Chi. (1/6/85), NFC-CG
- 69 at Min. (12/27/70), NFC-D

Punt Returns Allowed, Game

- 7 at NYG (1/4/87), NFC-D

Punt Return Yards Allowed, Game

- 117 at GB (1/4/97), NFC-D

SACKS

Most Sacks Made, Game

- 9 vs. Chi. (1/6/85), NFC-CG
- 6 (5 times) last vs. NYG (1/22/12), NFC-CG

Most Sacks Allowed, Game

- 4 (8 times) last: vs. NO (1/14/12), NFC-D

NFC-WC: NFC Wild Card; **NFC-D:** NFC Divisional
Playoff; **NFC-CG:** NFC Championship;
NFLP – NFL Playoff Game; **SB:** Super Bowl
* denotes NFL playoff record



49ERS POSTSEASON GAME SUMMARIES

1957

Detroit Lions 31, 49ers 27
Western Conference Championship
December 22 at Kezar Stadium
(San Francisco, CA)

San Francisco made its first playoff appearance as an NFL team a memorable one, but came up a bit short against the Detroit Lions at venerable Kezar Stadium. QB Y.A. Tittle completed 18-of-31 passes for 248 yards and three touchdowns for the 49ers. Tittle connected with HB R.C. Owens on a 34-yard scoring toss to record the first ever postseason touchdown for San Francisco. He also had touchdown connections with RB Hugh McElhenny and WR Billy Wilson. McElhenny caught six passes for a game-high 96 yards and rushed for 82 yards on 14 carries.

Lions	0	7	14	10	—	31
49ers	14	10	3	0	—	27

49ers—Owens 34 pass from Tittle (Soltau kick)
 49ers—McElhenny 47 pass from Tittle (Soltau kick)
 Lions—Junker 4 pass from Rote (Martin kick)
 49ers—Wilson 12 pass from Tittle (Soltau kick)
 49ers—Soltau 25 FG
 49ers—Soltau 10 FG
 Lions—Tracy 2 run (Martin kick)
 Lions—Tracy 58 run (Martin kick)
 Lions—Gedman 3 run (Martin kick)
 Lions—Martin 14 FG

1970

49ers 17, Minnesota 14
NFC Divisional Playoff
December 27 at Metropolitan Stadium
(Bloomington, MN)

QB John Brodie scored on a one-yard run with just under two minutes remaining to provide the difference as the 49ers claimed a 17-14 decision over Minnesota at a frigid Metropolitan Stadium. San Francisco was trailing 7-0 in the first quarter when Brodie connected with WR Dick Witcher on a 24-yard scoring toss. Brodie completed 16-of-32 passes for 201 yards and one touchdown.

49ers	7	3	0	7	—	17
Vikings	7	0	0	7	—	14

Vikings—Krause 22 fumble recovery (Cox kick)
 49ers—Witcher 24 pass from Brodie (Gossett kick)
 49ers—Gossett 40 FG
 49ers—Brodie 1 run (Gossett kick)
 Vikings—Washington 24 pass from Cuozzo (Cox kick)

1970

Dallas Cowboys 17, 49ers 10
NFC Championship
January 3 at Kezar Stadium
(San Francisco, CA)

QB John Brodie passed for 262 yards and one touchdown, but it wasn't enough as the Cowboys advanced to Super Bowl V with a 17-10 win over the 49ers at Kezar Stadium. RB Duane Thomas rushed for 143 yards and scored on a 13-yard run in the third quarter to put Dallas ahead 10-3. Later in the quarter QB Craig Morton connected with RB Walt Garrison on a five-yard toss to put the Cowboys up 17-3. San Francisco would add to its final score on its next possession with a 26-yard Brodie-to-WR Dick Witcher touchdown, capping an eight-play, 73-yard drive.

Cowboys	0	3	14	0	—	17
49ers	3	0	7	0	—	10

49ers—Gossett 16 FG
 Cowboys—Clark 21 FG
 Cowboys—Thomas 13 run (Clark kick)
 Cowboys—Garrison 5 pass from Morton (Clark kick)
 49ers—Witcher 26 pass from Brodie (Gossett kick)

1971

49ers 24, Washington Redskins 20
NFC Divisional Playoff
December 26 at Candlestick Park
(San Francisco, CA)

QB John Brodie completed 10-of-19 passes for 176 yards and two touchdowns as San Francisco advanced to the NFC Championship Game with a 24-20 win over Washington at a wet and windy Candlestick Park. Brodie hit WR Gene Washington on a 78-yard play for his first touchdown of the game that helped tie the score at 10-10. On the next 49ers possession Brodie connected with WR Bob Windsor on a two-yard toss into the corner of the end zone that led to a 17-10 lead. The 49ers would insure the victory when DT Bob Hoskins pounced on an errant snap from center and recovered it for a touchdown with just under three minutes remaining in the game. LB Frank Nunley led the defensive effort with 11 tackles and a blocked field goal.

Redskins	7	3	3	7	—	20
49ers	0	3	14	7	—	24

Redskins—Smith 5 pass from Kilmer (Knight kick)
 49ers—Gossett 23 FG
 Redskins—Knight 40 FG
 49ers—Washington 78 pass from Brodie (Gossett kick)
 49ers—Windsor 2 pass from Brodie (Gossett kick)
 Redskins—Knight 36 FG
 49ers—Hoskins rec. fumble in end zone (Gossett kick)
 Redskins—Brown 16 pass from Kilmer (Knight kick)

Dallas Cowboys 14, 49ers 3
NFC Championship
January 2 at Texas Stadium
(Irving, TX)

San Francisco and Dallas combined for just 483 yards of total offense in a low-scoring affair at Texas Stadium. The Cowboys received rushing touchdowns from RB Calvin Hill and RB Duane Thomas as they posted a 14-3 win and earned a bid to Super Bowl VI. San Francisco was paced offensively by RB Vic Washington with 86 yards of total offense. QB John Brodie completed 14-of-30 passes for 184 yards, but was intercepted three times. DE Cedrick Hardman had a big game with 12 tackles, including two sacks. DE Tommy Hart and LB Frank Nunley had 11 tackles each.

49ers	0	0	3	0	—	3
Cowboys	0	7	0	7	—	14

Cowboys—Hill 1 run (Clark kick)
 49ers—Gossett 28 FG
 Cowboys—D. Thomas 2 run (Clark kick)

1972

Dallas Cowboys 30, 49ers 28
NFC Divisional Playoff
December 23 at Candlestick Park
(San Francisco, CA)

QB Roger Staubach came off the bench to rally the Dallas Cowboys with two touchdown passes in the closing minutes of regulation to post a 30-28 come-from-behind win over the 49ers. Staubach connected with WR Billy Parks on a 20-yard touchdown with 1:30 remaining in the game. On the ensuing onside kick the Cowboys recovered and three plays later Staubach connected with WR Ron Sellers for the game winner. The outcome overshadowed several sparkling individual efforts for the 49ers. RB Vic Washington set a club record with his 97-yard touchdown return on the opening kickoff. RB Larry Schreiber also established a then club record by scoring three rushing touchdowns. LB Ed Beard led the Niners defense with 10 tackles while DE Cedrick Hardman added three sacks.

Cowboys	3	10	0	17	—	30
49ers	7	14	7	0	—	28

49ers—Washington 97 kickoff return (Gossett kick)
 Cowboys—Fritsch 37 FG
 49ers—Schreiber 1 run (Gossett kick)
 49ers—Schreiber 1 run (Gossett kick)
 Cowboys—Fritsch 45 FG
 Cowboys—Alworth 28 pass from Morton (Fritsch kick)
 49ers—Schreiber 1 run (Gossett kick)
 Cowboys—Fritsch 27 FG
 Cowboys—Parks 20 pass from Staubach (Fritsch kick)
 Cowboys—Sellers 10 pass from Staubach (Fritsch kick)



1981

49ers 38, New York Giants 24 NFC Divisional Playoff January 3 at Candlestick Park (San Francisco, CA)

San Francisco returned to the playoffs for the first time since 1972 and posted its first postseason win since 1971 with a 38–24 triumph over the visiting New York Giants. Aiding the 49ers cause was CB Ronnie Lott, who intercepted two passes, including one he returned 20 yards for a touchdown, and recorded five tackles. Offensively, the Niners were paced by QB Joe Montana, who completed 20–of–31 passes for 304 yards and two touchdowns. Montana hit TE Charle Young on an eight–yard toss in the first quarter and connected with WR Freddie Solomon on a 58–yard strike in the second. Solomon finished the day with six receptions for 107 yards. He was joined by WR Dwight Clark who had five receptions for 104 yards.

Giants	7	3	7	7	–	24
49ers	7	17	0	14	–	38

49ers—Young 8 pass from Montana (Wersching kick)
Giants—Gray 72 pass from Brunner (Danelo kick)
49ers—Wersching 22 FG
49ers—Solomon 58 pass from Montana (Wersching kick)
49ers—Patton 25 run (Wersching kick)
Giants—Danelo 48 FG
Giants—Perkins 59 pass from Brunnner (Danelo kick)
49ers—Ring 3 run (Wersching kick)
49ers—Lott 20 interception (Wersching kick)
Giants—Perkins 17 pass from Brunner (Danelo kick)

49ers 28, Dallas Cowboys 27 NFC Championship January 10 at Candlestick Park (San Francisco, CA)

In the most memorable playoff game to date, the 49ers and Cowboys staged an epic battle. In what was a fitting end for some and a heartbreaking one for others, it was the 49ers who came out on top 28–27. QB Joe Montana capped a brilliant day with a six–yard touchdown pass to WR Dwight Clark late in the fourth quarter to overcome a six–point deficit. “The Catch,” as it would come to be known, capped a 13–play, 89–yard drive that took over four minutes off the clock. Montana finished the day with 286 yards on 22–of–35 passing and three touchdowns. Clark posted eight receptions for 120 yards and two touchdowns.

Cowboys	10	7	0	10	–	27
49ers	7	7	7	7	–	28

49ers—Solomon 8 pass from Montana (Wersching kick)
Cowboys—Septien 44 FG
Cowboys—Hill 26 pass from White (Septien kick)
49ers—Clark 20 pass from Montana (Wersching kick)
Cowboys—Dorsett 5 run (Septien kick)
49ers—Davis 2 run (Wersching kick)
Cowboys—Septien 22 FG
Cowboys—Cosbie 21 pass from White (Septien kick)
49ers—Clark 6 pass from Montana (Wersching kick)

49ers 26, Cincinnati Bengals 21 Super Bowl XVI January 24 at Silverdome (Pontiac, MI)

QB Joe Montana accounted for two first half touchdowns and K Ray Wersching added two field goals as San Francisco built a 20–0 lead at the half and held on for a 26–21 victory over the Bengals for its first Super Bowl Championship. Montana scored on a one–yard run in the first quarter and in the second he led the team on a 12–play, 92–yard drive that resulted in an 11–yard scoring toss to FB Earl Cooper. For the game, Montana completed 14–of–22 passes for 157 yards. Wersching also had an impressive outing. The veteran kicker connected on all four field goal attempts in the game, hitting from 22, 26, 40 and 23 yards. The 49ers defense kept the potent Bengals attack in check for much of the game. Cincinnati QB Ken Anderson warmed up in the second half with three touchdowns, two of them on pass plays to TE Dan Ross, but two fourth quarter field goals by Wersching put the game out of reach. LB Jack Reynolds keyed the 49ers defense with seven tackles and one sack. LB Bob Leopold also recorded seven tackles and NT Archie Reese added six stops.

49ers	7	13	0	6	–	26
Bengals	0	0	7	14	–	21

49ers—Montana 1 run (Wersching kick)
49ers—Cooper 11 pass from Montana (Wersching kick)
49ers—Wersching 22 FG
49ers—Wersching 26 FG
Bengals—Anderson 5 run (Breech kick)
Bengals—Ross 4 pass from Anderson (Breech kick)
49ers—Wersching 40 FG
49ers—Wersching 23 FG
Bengals—Ross 3 pass from Anderson (Breech kick)

49ers—Tyler 2 run (Wersching kick)
Lions—Murray 21 FG
Lions—Murray 54 FG
49ers—Wersching 19 FG
Lions—Sims 11 run (Murray kick)
Lions—Sims 3 run (Murray kick)
49ers—Solomon 14 pass from Montana (Wersching kick)

Washington Redskins 24, 49ers 21 NFC Championship January 8 at RFK Stadium (Washington, DC)

Mark Moseley connected on a 25–yard field goal with 40 seconds remaining to hand San Francisco a heartbreaking 24–21 defeat in the NFC Championship Game at RFK Stadium. The defeat was especially hard to swallow after the 49ers fought back from a 21–0 deficit with 21 fourth–quarter points. QB Joe Montana hit WR Mike Wilson on a five–yard scoring strike 30 seconds into the fourth, snapping the shutout. On the next 49ers possession, Montana hit WR Freddie Solomon on a 76–yard bomb to pull within seven at 21–14. The Redskins went three–and–out on their next possession, which led to another Montana–to–Wilson touchdown and a tie ballgame. Unfortunately for the 49ers, the Redskins would launch a six–minute drive that led to the Moseley field goal and the end of the season. Montana finished the game with his typically excellent numbers: 27–of–48 for 347 yards and three touchdowns. Solomon caught eight passes for 106 yards and one touchdown. DT Pete Kugler led the defensive charge with 10 tackles. He was joined by S Carlton Williamson with eight tackles and LBs Riki Ellison and Keena Turner had six stops each.

49ers	0	0	0	21	–	21
Redskins	0	7	14	3	–	24

Redskins—Riggins 4 run (Moseley kick)
Redskins—Riggins 1 run (Moseley kick)
Redskins—Brown 70 pass from Theismann (Moseley kick)
49ers—Wilson 5 pass from Montana (Wersching kick)
49ers—Solomon 76 pass from Montana (Wersching kick)
49ers—Wilson 12 pass from Montana (Wersching kick)
Redskins—Moseley 25 FG

1983

49ers 24, Detroit Lions 23 NFC Divisional Playoff December 31 at Candlestick Park (San Francisco, CA)

WR Freddie Solomon caught a 14–yard touchdown pass from QB Joe Montana with two minutes remaining to give San Francisco a 24–23 win over the visiting Detroit Lions and earn a berth in the NFC Championship Game. San Francisco’s defense kept the team alive on several occasions, intercepting Detroit QB Gary Danielson five times. LB Riki Ellison had two interceptions while LB Keena Turner, S Dwight Hicks and CB Ronnie Lott had one apiece. RB Wendell Tyler and RB Roger Craig each scored a touchdown for San Francisco. Tyler rushed for 74 yards on 17 carries and also caught two passes for 15 yards. Craig led the Niners in receiving with seven receptions for 61 yards.

Lions	3	6	0	14	–	23
49ers	7	7	3	7	–	24

Lions—Murray 37 FG
49ers—Craig 1 run (Wersching kick)



1984

49ers 21, New York Giants 10
NFC Divisional Playoff
December 29 at Candlestick Park
(San Francisco, CA)

QB Joe Montana rushed for 63 yards, passed for 309 yards and the 49ers earned a date in the NFC Championship Game with a 21–10 win over the New York Giants. San Francisco drew first blood when Montana hooked up with his favorite target, WR Dwight Clark, on a 21–yard scoring toss just three minutes into the first quarter. Clark would finish the day with 112 yards on nine receptions. On the Giants next possession, it was S Ronnie Lott who intercepted a QB Phil Simms pass and returned it 38 yards to the New York 12–yard line. Two plays later, Montana hit TE Russ Francis on a nine–yard strike to extend the lead to 14–0. New York would pull within three following LB Harry Carson's interception and touchdown return off a tipped Montana pass seven minutes into the second quarter. Three minutes later, the 49ers answered when Montana hit WR Freddie Solomon on a 29–yard scoring completion to put San Francisco up 21–10. DE Fred Dean recorded seven tackles and two sacks for the inspired 49ers defense. LB Jack Reynolds added five tackles.

Giants	0	10	0	0	–	10
49ers	14	7	0	0	–	21

49ers— Clark 21 pass from Montana (Wersching kick)
 49ers— Francis 9 pass from Montana (Wersching kick)
 Giants— Haji–Sheikh 46 FG
 Giants— Carson 14 interception return (Haji–Sheikh kick)
 49ers— Solomon 29 pass from Montana (Wersching kick)

49ers 23, Chicago Bears 0
NFC Championship
January 6 at Candlestick Park
(San Francisco, CA)

San Francisco advanced to Super Bowl XIX with a 23–0 win over the visiting Chicago Bears. The story of the day was the 49ers defense that recorded nine sacks and held the Bears to 186 yards of total offense. Leading the charge for the defense were DE Gary Johnson and DT Michael Carter. Neither Johnson nor Carter were starters in the game, yet they led the squad with two sacks and six tackles each. LB Riki Ellison recorded a team–high eight tackles. Offensively, San Francisco was led by QB Joe Montana and RB Wendell Tyler. Montana threw for 233 yards and one touchdown, a 10–yard toss to WR Freddie Solomon in the fourth quarter. Tyler had 68 yards on 10 carries and scored on a nine–yard jaunt early in the third quarter.

Bears	0	0	0	0	–	0
49ers	3	3	7	10	–	23

49ers— Wersching 21 FG
 49ers— Wersching 22 FG
 49ers— Tyler 9 run (Wersching kick)
 49ers— Solomon 10 pass from Montana (Wersching kick)
 49ers— Wersching 34 FG

49ers 38, Miami Dolphins 16
Super Bowl XIX
January 20 at Stanford Stadium
(Palo Alto, CA)

QB Joe Montana passed for 331 yards and accounted for four touchdowns to lead San Francisco to a 38–16 win over the Miami Dolphins. For his efforts, Montana was named Super Bowl MVP for the second time in his career. The game was played at nearby Stanford Stadium in Palo Alto in front of 84,059 fans. Montana's first touchdown of the day came on a 33–yard strike to RB Carl Monroe late in the first quarter. He followed that with an eight–yard scoring toss to RB Roger Craig in the second quarter. On the next 49ers possession, Montana added his third score of the day, this time taking it in himself on a six–yard run. His fourth and final score came on a 16–yard pass to Craig midway through the third quarter. Craig also had an impressive day totaling 135 yards of total offense and added two scores. San Francisco rolled up an impressive 537 yards of total offense in the game, including 211 rushing yards. S Carlton Williamson and CB Eric Wright each intercepted a QB Dan Marino pass. LB Keena Turner led the team with six tackles.

Dolphins	10	6	0	0	–	16
49ers	7	21	10	0	–	38

Dolphins— von Schamann 37 FG
 49ers— Monroe 33 pass from Montana (Wersching kick)
 Dolphins— Johnson 2 pass from Marino (von Schamann kick)
 49ers— Craig 8 pass from Montana (Wersching kick)
 49ers— Montana 6 run (Wersching kick)
 49ers— Craig 2 run (Wersching kick)
 Dolphins— von Schamann 31 FG
 Dolphins— von Schamann 30 FG
 49ers— Wersching 27 FG
 49ers— Craig 16 pass from Montana (Wersching kick)

1985

New York Giants 17, 49ers 3
NFC Wild Card
December 28 at Giants Stadium
(Meadowlands, NJ)

San Francisco posted more yards of total offense than the host Giants, yet it wasn't enough as New York rolled up a 17–3 win in the NFC Wild Card Game. QB Joe Montana completed 26–of–47 passes for 296 yards for the 49ers in the losing effort. WR Dwight Clark caught a postseason career–high eight passes for 120 yards. The Giants were led by RB Joe Morris who gained 141 yards on the ground and QB Phil Simms who passed for 181 yards and two touchdowns. Defensively, San Francisco was paced by LB Keena Turner with seven tackles and S Ronnie Lott, who added five stops.

49ers	0	3	0	0	–	3
Giants	3	7	7	0	–	17

Giants— Schubert 47 FG
 Giants— Bavaro 18 pass from Simms (Schubert kick)
 49ers— Wersching 21 FG
 Giants— Hasselbeck 3 pass from Simms (Schubert kick)

1986

New York Giants 49, 49ers 3
NFC Divisional Playoff
January 4 at Giants Stadium
(Meadowlands, NJ)

QB Phil Simms threw four touchdown passes and RB Joe Morris rushed for 159 yards as the New York Giants defeated San Francisco for the second consecutive season in a playoff game at Giants Stadium. San Francisco was held to 29 yards on the ground and 184 yards of total offense by a Giants defense led by LB Lawrence Taylor and LB Harry Carson. Carson posted nine tackles and Taylor returned an interception 34 yards for a touchdown. Simms threw four touchdown passes and Morris rushed for 159 yards and two scores to lead a potent New York offense.

49ers	3	0	0	0	–	3
Giants	7	21	21	0	–	49

Giants— Bavaro 24 pass from Simms (Allegre kick)
 49ers— Wersching 26 FG
 Giants— Morris 45 run (Allegre kick)
 Giants— Johnson 15 pass from Simms (Allegre kick)
 Giants— Taylor 34 interception return (Allegre kick)
 Giants— McConkey 28 pass from Simms (Allegre kick)
 Giants— Mowat 29 pass from Simms (Allegre kick)
 Giants— Morris 2 run (Allegre kick)

1987

Minnesota Vikings 36, 49ers 24
NFC Divisional Playoff
January 9 at Candlestick Park
(San Francisco, CA)

Minnesota WR Anthony Carter and K Chuck Nelson each established NFL postseason records as the Vikings posted a 36–24 win over hometown San Francisco at Candlestick Park. Carter caught 10 passes from QB Wade Wilson for an NFL postseason record 227 yards. Carter broke the old record of 198 yards that was set by E Tom Fears of the Los Angeles Rams in 1950 against the Chicago Bears. Nelson set his record by kicking five field goals, breaking the old mark of four that was done eight times. San Francisco was led offensively by QB Steve Young, who spelled QB Joe Montana early in the second half. Young completed 12–of–17 passes for 158 yards and one touchdown. He also ran for a team–high 72 yards on six carries and had a five–yard touchdown run.

Vikings	3	17	10	6	–	36
49ers	3	0	14	7	–	24

Vikings— Nelson 21 FG
 49ers— Wersching 43 FG
 Vikings— Hilton 7 pass from Wilson (Nelson kick)
 Vikings— Nelson 23 FG
 Vikings— Rutland 45 interception return (Nelson kick)
 49ers— Fuller 48 interception return (Wersching kick)
 Vikings— Jones 5 pass from Wilson (Nelson kick)
 49ers— Young 5 run (Wersching kick)
 Vikings— Nelson 40 FG
 Vikings— Nelson 46 FG
 49ers— Frank 16 pass from Young (Wersching kick)
 Vikings— Nelson 23 FG



1988

49ers 34, Minnesota Vikings 9 NFC Divisional Playoff January 1 at Candlestick Park (San Francisco, CA)

RB Roger Craig and WR Jerry Rice entered the NFL record books as the 49ers advanced to the NFC Championship Game with a convincing 34–9 win over the visiting Minnesota Vikings at Candlestick. Rice set a record, that he shares with five other players, with three touchdown receptions. He scored on receptions of two, four and 11 yards, all thrown by QB Joe Montana. Rice closed the day with five receptions for 61 yards. Craig entered the record book courtesy of his 80–yard touchdown run in the fourth quarter. The run was the longest touchdown run and the longest run from scrimmage in team postseason history. Craig broke the old record established by RB Marcus Allen with his 74–yard touchdown run against the Washington Redskins in 1983. Craig finished the day with 135 yards on 21 carries and two touchdowns. The 49ers defense also posted a strong day, recording six sacks, two interceptions and one fumble recovery. S Ronnie Lott had a big day with four tackles, two interceptions and three passes defended. DE Larry Roberts recorded two and a half sacks.

Vikings	3	0	6	0	–	9
49ers	7	14	0	13	–	34

Vikings— Nelson 47 FG
49ers— Rice 2 pass from Montana (Cofer kick)
49ers— Rice 4 pass from Montana (Cofer kick)
49ers— Rice 11 pass from Montana (Cofer kick)
Vikings— H. Jones 5 pass from Wilson (Nelson kick)
49ers— Craig 4 run (Cofer kick)
49ers— Craig 80 run (Cofer kick)

49ers 28, Chicago Bears 3 NFC Championship January 8 at Soldier Field (Chicago, IL)

Game time temperatures were in the teens and the wind chill was 26 below zero, but the San Francisco 49ers were hot, as they rolled to a 28–3 win over the Chicago Bears at Soldier Field. QB Joe Montana hit WR Jerry Rice on a 61–yard scoring toss in the first quarter and a 27–yard scoring toss in the second as the 49ers took a 14–3 lead into the half. In the third quarter, it was again the mastery of Montana, who connected with TE John Frank on a five–yard touchdown pass to extend the lead to 21–3. FB Tom Rathman capped a solid day with a four–yard burst into the end zone with 8:07 remaining in the fourth quarter. Rathman finished with 36 yards rushing and caught five passes for 51 yards. The San Francisco defensive charge was led by LB Mike Walter, who posted a game–high 11 tackles and forced a fumble. S Jeff Fuller recorded nine tackles and intercepted a pass. Offensively, Rice finished with 11 receptions for 133 yards and two touchdowns while Montana completed 17–of–27 passes for 288 yards.

49ers	7	7	7	7	–	28
Bears	0	3	0	0	–	3

49ers— Rice 61 pass from Montana (Cofer kick)
49ers— Rice 27 pass from Montana (Cofer kick)
Bears— Butler 25 FG
49ers— Frank 5 pass from Montana (Cofer kick)
49ers— Rathman 4 run (Cofer kick)

49ers 20, Cincinnati Bengals 16 Super Bowl XXIII January 22 at Joe Robbie Stadium (Miami, FL)

In what proved to be the most exciting Super Bowl game of the decade, it was the play of a collected veteran that delivered San Francisco its third NFL Championship. QB Joe Montana connected on 23–of–36 passes for 357 yards, but no completion would be more important than his last. The game opened at a stand still with neither team having any ability to move the ball offensively. San Francisco opened the scoring on a 41–yard field goal by K Mike Cofer late in the first quarter. The Bengals responded with K Jim Breech's 34–yard field goal and the teams headed to the half locked in a 3–3 tie. The third quarter began with the teams trading field goals before the Bengals broke the touchdown drought. Following a 49ers field goal, Cincinnati KR Stanford Jennings took the Cofer kickoff and returned it 93 yards for a touchdown. It didn't take long for San Francisco to respond. Montana hit WR Jerry Rice for a 31–yard completion and followed that with a swing pass that RB Roger Craig turned into a 40–yard gain. Two plays and 16 seconds later, Montana found Rice in the corner of the end zone for a 10–yard touchdown. An 11–play, 46–yard drive by the Bengals resulted in a 46–yard field goal by Breech, giving Cincinnati a 16–13 lead and leaving the 49ers just 3:20 on the clock. San Francisco received the kickoff and returned it to the 20, but a penalty moved the ball back to the eight–yard line. What happened next is legendary. Montana connected on five consecutive passes to move the ball to the Bengals 35. A holding penalty moved the ball back 10 yards, but Montana responded with a 27–yard completion to Rice and another first down. A quick hit to Craig followed by a timeout left the Niners with second and two from the Bengals 10–yard line. Following the timeout, Montana hit WR John Taylor in the middle of the end zone for a touchdown and San Francisco had its third Super Bowl title of the decade.

Bengals	0	3	10	3	–	16
49ers	3	0	3	14	–	20

49ers— Cofer 41 FG
Bengals— Breech 34 FG
Bengals— Breech 43 FG
49ers— Cofer 32 FG
Bengals— Jennings 93 kickoff return (Breech kick)
49ers— Rice 14 pass from Montana (Cofer kick)
Bengals— Breech 40 FG
49ers— Taylor 10 pass from Montana (Cofer kick)

1989

49ers 41, Minnesota Vikings 13 NFC Divisional Playoff January 6 at Candlestick Park (San Francisco, CA)

QB Joe Montana threw four touchdown passes and RB Roger Craig rushed for 118 yards as the 49ers advanced to the NFC Championship Game with a convincing 41–13 win over the visiting Minnesota Vikings at Candlestick Park. The Vikings opened the scoring on a K Rich Karlis field goal nine minutes into the first quarter, but from that point on it was all San Francisco. The 49ers erupted for 28 consecutive points before halftime to put the game away early. Just 20 seconds after the Vikings initial score, Montana connected with WR Jerry Rice for the first of his four touchdown passes of the afternoon. The play started simply enough before, in true Rice fashion, he turned a seven–yard gain into a 72–yard touchdown. Following an interception by S Chet Brooks, Montana hit TE Brent Jones for an eight–yard touchdown pass and the rout was on. Montana would add touchdown passes to WR John Taylor and another to Rice before handing the game over to reserve QB Steve Young. On the day, Montana completed 17–of–24 passes for 241 yards. The 49ers defense would also contribute a score, courtesy of S Ronnie Lott, who intercepted a QB Tommy Kramer pass and returned it 58 yards for a touchdown.

Vikings	3	0	3	7	–	13
49ers	7	20	0	14	–	41

Vikings— Karlis 38 FG
49ers— Rice 72 pass from Montana (Cofer kick)
49ers— Jones 8 pass from Montana (Cofer kick)
49ers— Taylor 8 pass from Montana (kick failed)
49ers— Rice 13 pass from Montana (Cofer kick)
Vikings— Karlis 44 FG
49ers— Lott 58 interception return (Cofer kick)
49ers— Craig 4 run (Cofer kick)
Vikings— Fenney 3 run (Kalis kick)

49ers 30, Los Angeles Rams 3 NFC Championship January 14 at Candlestick Park (San Francisco, CA)

The 49ers defense intercepted QB Jim Everett three times and held the Los Angeles Rams to 156 yards of total offense as San Francisco earned its fourth trip to the Super Bowl of the decade with a 30–3 win at Candlestick Park in the NFC Championship Game. San Francisco QB Joe Montana was superb in his direction of the 49ers offense, completing 26–of–30 passes for 262 yards and two touchdowns. His first touchdown pass of the game came with 11:27 remaining in the second quarter when he hit TE Brent Jones on a 20–yard strike to give the 49ers a 7–3 lead. CB Tim McKyer intercepted an Everett pass giving the 49ers possession at the Los Angeles 27–yard line. A five–play drive culminated in a one–yard touchdown run by RB Roger Craig. It wouldn't take long for San Francisco to



1990

49ers 28, Washington Redskins 10 NFC Divisional Playoff January 12 at Candlestick Park (San Francisco, CA)

strike again. Gaining possession with 3:10 remaining in the second, Montana calmly directed a 14-play, 97-yard drive that ended with an 18-yard scoring toss to WR John Taylor. K Mike Cofer accounted for the final nine points on three field goals in the second half. Offensively, Montana was joined by Craig, who rushed for 94 yards on 24 carries. WR Jerry Rice caught six passes for 55 yards and FB Tom Rathman added 63 yards rushing and 48 yards receiving.

Rams	3	0	0	0	—	3
49ers	0	21	3	6	—	30

Rams—Lansford 23 FG
49ers—Jones 20 pass from Montana (Cofer kick)
49ers—Craig 1 run (Cofer kick)
49ers—Taylor 18 pass from Montana (Cofer kick)
49ers—Cofer 28 FG
49ers—Cofer 36 FG
49ers—Cofer 25 FG

49ers 55, Denver Broncos 10 Super Bowl XXIV January 28 at Louisiana Superdome (New Orleans, LA)

WR Jerry Rice scored three touchdowns, FB Tom Rathman scored twice and QB Joe Montana earned his third Super Bowl MVP award as the San Francisco 49ers cruised to their fourth NFL Championship of the decade with a resounding 55–10 win over the Denver Broncos. The game was played before a crowd of 72,919 at the Louisiana Superdome in New Orleans, LA. Rice scored on touchdown catches of 20, 38 and 28 yards en route to a seven-reception, 148-yard outing. Rathman scored his two touchdowns on runs of one and three yards. The real story of the game was the play of Montana. He completed a sensational 22-of-29 passes for 297 yards and five touchdowns. He was masterful in his direction of the 49ers offense, leading the team on scoring drives of 66, 69 and 71 yards. The 49ers defense proved to be as devastating as the offense. San Francisco harassed Denver QB John Elway all game, intercepting him twice and sacking him on six occasions. DE Daniel Stubbs led the way with two sacks and was joined by four others who had one sack each. DE Kevin Fagan had six tackles and LB Matt Millen added five.

49ers	13	14	14	14	—	55
Broncos	3	0	7	0	—	10

49ers—Rice 20 pass from Montana (Cofer kick)
Broncos—Treadwell 42 FG
49ers—Jones 7 pass from Montana (kick failed)
49ers—Rathman 1 run (Cofer kick)
49ers—Rice 38 pass from Montana (Cofer kick)
49ers—Rice 28 pass from Montana (Cofer kick)
49ers—Taylor 35 pass from Montana (Cofer kick)
Broncos—Elway 3 run (Treadwell kick)
49ers—Rathman 3 run (Cofer kick)
49ers—Craig 1 run (Cofer kick)

QB Joe Montana completed 22-of-31 passes for 274 yards and two touchdowns as San Francisco advanced to the NFC Championship Game with a 28–10 win over the visiting Washington Redskins. The Redskins opened the scoring on a 31-yard touchdown reception from QB Mark Rypien to WR Art Monk. The 49ers answered with a one-yard touchdown run by FB Tom Rathman that capped an eight-play, 74-yard drive to tie the score at 7–7. Washington added a 44-yard field goal by K Chip Lohmiller just before the end of the first quarter to take a 10–7 lead. That would be all of the scoring for the Redskins as the 49ers would reel off 21 consecutive points over the next three quarters. Montana hit WR Jerry Rice on a 10-yard strike to complete a 10-play drive, giving San Francisco its first lead of the game four minutes into the second quarter. Five minutes later, the 49ers would extend their lead to 21–10 thanks to an eight-yard touchdown pass from Montana to WR Mike Sherrard. It was the 49ers defense that would cap the scoring for the day. Following a scoreless third quarter, DT Michael Carter intercepted a Rypien pass that had been tipped by DE Charles Haley and returned it 61 yards for a touchdown. CB Don Griffin and DE Kevin Fagan had seven tackles each to lead the 49ers defense.

Redskins	10	0	0	0	—	10
49ers	7	14	0	7	—	28

Redskins—Monk 31 pass from Rypien (Lohmiller kick)
49ers—Rathman 1 run (Cofer kick)
Redskins—Lohmiller 44 FG
49ers—Rice 10 pass from Montana (Cofer kick)
49ers—Sherrard 8 pass from Montana (Cofer kick)
49ers—Carter 61 interception return (Cofer kick)

New York Giants 15, 49ers 13 NFC Championship January 20 at Candlestick Park (San Francisco, CA)

Kickers and defense were the story of the day at Candlestick as the Giants used five field goals from K Matt Bahr and the Giants defense held San Francisco to 39 yards on the ground to defeat the 49ers 15–13. In the first two quarters, it was Bahr and 49ers K Mike Cofer who provided all the scoring. Bahr connected on a pair of field goals from 28 and 42 yards out. Cofer added field goals of 47 and 35 yards, and the teams entered the half in a 6–6 tie. San Francisco opened the scoring in the third quarter on a 61-yard touchdown pass to WR John Taylor from QB Joe Montana to take a 13–6 lead. From that point on, it was all New York and Matt Bahr. Bahr kicked field goals of 46 and 38 yards to pull the Giants within one at 13–12 with 5:47 remaining. San Francisco took over at its own 20-yard line, but five plays later DT Erik Howard forced

a 49ers fumble and LB Lawrence Taylor recovered at the Giants 43-yard line with 2:36 remaining. A pair of QB Jeff Hostetler completions to TE Mark Bavaro and WR Stephen Baker had the Giants in field goal range at the 49ers 29-yard line with 1:10 remaining in the contest. Three plays later Bahr added his fifth field goal of the day, this one from 42 yards away, as time expired. Montana completed 18-of-26 passes for 190 yards and one touchdown. Taylor caught two passes for 75 yards, including the 61-yard touchdown. WR Jerry Rice added five catches for 54 yards. Defensively, San Francisco was led by LB Bill Romanowski's seven tackles. DT Jim Burt, DT Pierce Holt and DE Charles Haley added one sack each.

Giants	3	3	3	6	—	15
49ers	3	3	7	0	—	13

49ers—Cofer 47 FG
Giants—Bahr 28 FG
Giants—Bahr 42 FG
49ers—Cofer 35 FG
49ers—Taylor 61 pass from Montana (Cofer kick)
Giants—Bahr 46 FG
Giants—Bahr 38 FG
Giants—Bahr 42 FG

1992

49ers 20, Washington Redskins 13 NFC Divisional Playoff January 9 at Candlestick Park (San Francisco, CA)

QB Steve Young threw for 227 yards, including two touchdown passes, and rushed for an additional 73 yards to lead San Francisco to a hard fought 20–13 win over the visiting Redskins at Candlestick Park. Young tossed a five-yard touchdown pass to WR John Taylor to open the scoring at the 11:48 mark of the first quarter. The teams traded field goals, and then Young hit TE Brent Jones on a 16-yard scoring strike and K Mike Cofer added the extra point to give San Francisco a 17–3 lead at halftime. The Redskins answered with 10 consecutive points on a K Chip Lohmiller field goal and a QB Mark Rypien one-yard touchdown plunge to cut the 49ers lead to 17–13. The locals responded with a 14-play, 59-yard drive that resulted in a 33-yard Cofer field goal with 2:22 remaining. The San Francisco defense did the rest, sacking Rypien four times on its final drive before forcing the Redskins to turn the ball over on downs. DT Pierce Holt had four tackles, including three sacks, to pace a determined Niners defense. CB Don Griffin posted a team-high six stops in the victory.

Redskins	3	0	3	7	—	13
49ers	7	10	0	3	—	20

49ers—Taylor 5 pass from Young (Cofer kick)
Redskins—Lohmiller 19 FG
49ers—Cofer 23 FG
49ers—Jones 16 pass from Young (Cofer kick)
Redskins—Lohmiller 32 FG
Redskins—Rypien 1 run (Lohmiller kick)
49ers—Cofer 33 FG



Dallas Cowboys 30, 49ers 20
NFC Championship
January 17 at Candlestick Park
(San Francisco, CA)

QB Troy Aikman completed 24-of-34 passes for 322 yards and two touchdowns as the Cowboys claimed a 30-20 win over the 49ers. The game was played before 64,920 fans at a rainy Candlestick Park. Dallas opened the scoring with a 20-yard field goal by K Lin Elliott. The 49ers answered with a one-yard run by QB Steve Young to take a 7-3 lead after the first quarter. Cowboy RB Emmitt Smith scored the first of his two touchdowns on a four-yard run at the 5:05 mark of the second quarter to put Dallas up 10-7. San Francisco tied the score three minutes later on a 28-yard field goal by K Mike Cofer. FB Daryl Johnston scored the first points of the second half on a three-yard run at the 10:45 mark of the third quarter to put the Cowboys ahead 17-10. Cofer added a field goal for the 49ers to make the score 17-13 heading into the fourth quarter. It was a battle between Aikman and Young in the fourth. Aikman hit Smith on a 16-yard scoring strike at the 12:25 mark, extending the Dallas lead to 24-13. Young answered back with a nine play, 93-yard drive resulting in a five-yard scoring toss to WR Jerry Rice to trim the Cowboys lead to 24-20. It didn't take long for Dallas to respond. On a first and 10 from their own 21, Aikman hit WR Alvin Harper on a crossing pattern that Harper turned into a 70-yard completion. Three plays later Aikman hit WR Kelvin Martin for a six-yard touchdown to secure the win. Rice had an outstanding day receiving, finishing with eight catches for 123 yards and one touchdown. Young completed 25-of-35 passes for 313 yards and one touchdown. CB Eric Davis had six tackles to lead the 49ers defense. DT Ted Washington and DE Kevin Fagan had two sacks each.

Cowboys	3	7	7	13	-	30
49ers	7	3	3	7	-	20

Cowboys— Elliott 20 FG
 49ers— Young 1 run (Cofer kick)
 Cowboys— Smith 4 run (Elliott kick)
 49ers— Cofer 28 FG
 Cowboys— Johnston 3 run (Elliott kick)
 49ers— Cofer 42 FG
 Cowboys— Smith 16 pass from Aikman (Elliott kick)
 49ers— Rice 5 pass from Young (Cofer kick)
 Cowboys— Martin 6 pass from Aikman (kick blocked)

1993

49ers 44, New York Giants 3
NFC Divisional Playoff
January 15 at Candlestick Park
(San Francisco, CA)

It was a wattered down 49ers attack at Candlestick Park as RB Ricky Watters established an NFL single-game playoff record with five rushing touchdowns in the 44-3 win over the visting New York Giants. Watters scored on runs of one, one, two, six and two yards as he compiled 118 rushing yards on 24 carries. He also caught a team-high five passes for 46 yards from QB Steve Young, who finished the day completing 17-of-22 passes for 226 yards in the victory. The 49ers defense stepped up their play in the win as well. New York was held to 194 total yards, with only 41 yards rushing. DT Dana Stubblefield had two sacks and LB Bill Romanowski added a team-high five tackles. The game was marked by several milestone events: Attendance of 67,143 set a 49ers and Candlestick Park record (since broken), 44 points are most scored by 49ers in an NFC Playoff Game, Watters sets NFL single-game record for postseason rushing touchdowns (5), postseason touchdowns (5) and points scored (30).

Giants	0	3	0	0	-	3
49ers	9	14	14	7	-	44

49ers— Watters 1 run (kick failed)
 49ers— Cofer 29 FG
 49ers— Watters 1 run (Cofer kick)
 49ers— Watters 2 run (Cofer kick)
 Giants— Treadwell 25 FG
 49ers— Watters 6 run (Cofer kick)
 49ers— Watters 2 run (Cofer kick)
 49ers— Logan 2 run (Cofer kick)

Dallas Cowboys 38, 49ers 21
NFC Championship
January 23 at Texas Stadium
(Irving, TX)

The Cowboys broke a 7-7 tie by scoring 21 unanswered points in the second quarter and that proved to be the difference in their 38-21 win over the visiting 49ers. The game was played before 64,902 at Texas Stadium. The Cowboys opened the scoring on a five-yard touchdown run by RB Emmitt Smith at 8:14 of the first quarter. San Francisco responded with a seven-yard touchdown reception by FB Tom Rathman from QB Steve Young early in the second quarter to tie the score. That would be as close as the 49ers would get, as Dallas answered with a 21-point outburst in the final 10 minutes of the second quarter to take a 28-7 halftime lead. San Francisco scored its second touchdown of the game at the 5:47 mark of the third quarter. RB Ricky Watters capped a six-play, 43-yard drive with a four-yard scamper into the end zone. Dallas sealed the game by scoring 10 consecutive points on a 42-yard touchdown reception by WR Alvin Harper from reserve QB Bernie Kosar and adding a 50-yard field goal from K Eddie Murray. The 49ers would add another touchdown on a one-yard plunge by Young, capping a 17-play,

94-yard drive. San Francisco was paced offensively by Young, who completed 27-of-45 passes for 287 yards and one touchdown.

49ers	0	7	7	7	-	21
Cowboys	7	21	7	3	-	38

Cowboys— Smith 5 run (Murray kick)
 49ers— Rathman 7 pass from Young (Cofer kick)
 Cowboys— Johnston 4 run (Murray kick)
 Cowboys— Smith 11 pass from Aikman (Murray kick)
 Cowboys— Novacek 19 pass from Aikman (Murray kick)
 49ers— Watters 4 run (Cofer kick)
 Cowboys— Harper 42 pass from Kosar (Murray kick)
 Cowboys— Murray 50 FG
 49ers— Young 1 run (Cofer kick)

1994

49ers 44, Chicago Bears 15
NFC Divisional Playoff
January 7 at Candlestick Park
(San Francisco, CA)

FB William Floyd rushed for three touchdowns and the 49ers defense held Chicago to just 247 yards in a 44-15 rout of the Bears. Floyd's three scores established him as the first rookie to hit paydirt three times in an NFL playoff game. The Bears actually took an early 3-0 lead on a 39-yard field goal by K Kevin Butler. The Niners bounced back, however, lighting up the scoreboard for 37 unanswered points to put the game away. San Francisco's first points were the result of a 13-play, 68-yard drive that ended with a two-yard run by Floyd. CB Eric Davis then intercepted QB Steve Walsh on the Bears next possession and moments later, QB Steve Young connected with TE Brent Jones for an eight-yard scoring play. The Niners continued to roll in the second quarter, increasing the lead to 30-3 at the half on touchdown runs by Floyd and Young, sandwiched around a K Doug Brien field goal. Floyd's third touchdown of the game midway through the third quarter increased the lead to 37-3 and completed the afternoon's work for many of the San Francisco starters. LB Gary Plummer led a spirited defensive effort, tying the 49ers single-game postseason record with 13 tackles. The 49ers defense also sacked Chicago quarterbacks four times, led by DE Tim Harris' two.

49ers	7	23	7	7	-	44
Bears	3	0	0	12	-	15

Bears— Butler 39 FG
 49ers— Floyd 2 run (Brien kick)
 49ers— Jones 8 pass from Young (kick failed)
 49ers— Floyd 4 run (Brien kick)
 49ers— Brien 36 FG
 49ers— Young 6 run (Brien kick)
 49ers— Floyd 1 run (Brien kick)
 Bears— Flanigan 2 pass from Kramer (pass failed)
 49ers— Walker 1 run (Brien kick)
 Bears— Tillman 1 run (pass failed)



49ers 38, Dallas Cowboys 28
NFC Championship
January 15 at Candlestick Park
(San Francisco, CA)

CB Eric Davis returned an interception 44 yards for a touchdown and forced a fumble that San Francisco converted into another touchdown. Those plays set the stage for a defensive effort that produced five takeaways in San Francisco's 38–28 NFC Championship Game win over the Dallas Cowboys. The game was played before a Candlestick Park–record 69,143 (since broken). On the third play of the game, Davis, playing a disguised zone coverage, stepped in front of a QB Troy Aikman pass and sprinted to the end zone. Three plays later, he stripped the ball from WR Michael Irvin and S Tim McDonald recovered. Five plays later, QB Steve Young hit FB Ricky Watters in the flat on a play that produced a 29–yard touchdown and a 14–0 lead. The ensuing kickoff saw 49ers RB Adam Walker jar the ball loose from Dallas returner Kevin Williams and K Doug Brien recovered the fumble. It took seven plays before FB William Floyd plunged in from the one to make it 21–0 with 7:33 remaining in the first quarter. Dallas began its comeback on the next series. Facing third and 23 from the San Francisco 44, Aikman hit Irvin for a touchdown that cut the score to 21–7. Following a Brien field goal of 34 yards, RB Emmitt Smith capped a 63–yard drive with a four–yard run that narrowed the gap to 24–14. The crucial point in the game came seconds before the first half expired. With eight seconds remaining, Young found WR Jerry Rice for a 28–yard score, giving the 49ers a 31–14 lead heading into the locker room. The teams traded touchdowns in the second half with the 49ers holding off a strong Dallas charge in the fourth quarter. Young completed 13–of–29 passes for 155 yards and two touchdowns. He also rushed for 47 yards and another score. Watters led the ground game, compiling 72 yards, while TE Brent Jones and Floyd each had three receptions. Defensively, LB Ken Norton Jr. paced the squad with 10 tackles, while Davis and McDonald added seven. Davis also had two interceptions and a forced fumble. CB Deion Sanders had an interception, along with five passes defended, while DT Rhett Hall and DE Tim Harris each had two sacks.

49ers	21	10	7	0	–	38
Cowboys	7	7	7	7	–	28

49ers— Davis 44 interception return (Brien kick)
 49ers— Watters 29 pass from Young (Brien kick)
 49ers— Floyd 1 run (Brien kick)
 Cowboys— Irvin 44 pass from Aikman (Boniol kick)
 49ers— Brien 34 FG
 Cowboys— Smith 4 run (Boniol kick)
 49ers— Rice 28 pass from Young (Brien kick)
 Cowboys— Smith 1 run (Boniol kick)
 49ers— Young 3 run (Brien kick)
 Cowboys— Irvin 10 pass from Aikman (Boniol kick)

49ers 49, San Diego Chargers 26
Super Bowl XXIX
January 29 at Joe Robbie Stadium
(Miami, FL)

QB Steve Young set a Super Bowl record with six touchdown passes and WR Jerry Rice hauled in three scoring passes for the second time in his career in the world championship game. The 49ers stars led an offensive explosion that carried the team to a 49–26 win over San Diego. San Francisco wasted little time getting on the scoreboard as it took just three plays following the game's opening kickoff to crack the Chargers end zone. Following a FB William Floyd four–yard run and an 11–yard pass from Young to WR John Taylor, Young connected with Rice streaking down the middle of the field for a 44–yard scoring strike. Following a San Diego punt, San Francisco was back in the end zone again after only three plays as Young, once again, challenged the middle of the Chargers defense, this time with a pass to RB Ricky Watters, which netted a 51–yard score. The Chargers made things close for awhile, however, putting together a 13–play, 78–yard drive that concluded with a RB Natrone Means one–yard touchdown plunge to make it 14–7 after one quarter of play. The 49ers began to break the game open in the second quarter. They followed the San Diego touchdown with a 70–yard drive that culminated with a five–yard scoring pass from Young to Floyd. Two possessions later, following a partially blocked punt by RB Adam Walker, the Niners drove 49 yards for another score on an eight–yard toss from Young to Watters. K John Carney's 31–yard field goal with less than two minutes remaining in the half closed the margin at intermission to 28–10. The Niners put the game away in the third quarter, running the lead to 42–10 on a pair of long drives that ended with Watters' third score of the evening, a nine–yard blast up the middle, and a 15–yard pass from Young to Rice. Rice caught his third touchdown of the night on a seven–yard toss from Young in the fourth quarter, enabling Young to break QB Joe Montana's record of five Super Bowl touchdown passes. Young was named the game's Most Valuable Player, while Rice turned in the second best receiving performance in Super Bowl history with 10 catches for 149 yards, while tying his own record with three scoring receptions.

Chargers	7	3	8	8	–	26
49ers	14	14	14	7	–	49

49ers— Rice 44 pass from Young (Brien kick)
 49ers— Watters 51 pass from Young (Brien kick)
 Chargers— Means 1 run (Carney kick)
 49ers— Floyd 5 pass from Young (Brien kick)
 49ers— Watters 8 pass from Young (Brien kick)
 Chargers— Carney 31 FG
 49ers— Watters 9 run (Brien kick)
 49ers— Rice 15 pass from Young (Brien kick)
 Chargers— Coleman 98 KO return (Humphries to Seay pass)
 49ers— Rice 7 pass from Young (Brien kick)
 Chargers— Martin 30 pass from Humphries (Humphries to Pupunu pass)

1995

Green Bay Packers 27, 49ers 17
NFC Divisional Playoff
January 6 at 3Com Park
(San Francisco, CA)

Aided by a swarming defense that caused four turnovers, the Green Bay Packers defeated the 49ers 27–17 at 3Com Park. A record crowd of 69,311 saw the Packers advance to the NFC Championship Game, while the 49ers one–year reign as world champions ended with an overall record of 11–6. Green Bay took its opening drive and marched to the San Francisco 26 before settling for a field goal attempt. However, K Chris Jacke's 44–yard attempt was blocked by S Tim McDonald and the 49ers took over at their 34. On the first play from scrimmage, QB Steve Young hit FB Adam Walker in the flat, but LB Wayne Simmons jarred the ball loose and CB Craig Newsome returned the fumble 31 yards for the touchdown. Green Bay also scored on its next two possessions, a three–yard pass from QB Brett Favre to TE Keith Jackson and a 13–yard toss from Favre to TE Mark Chmura. San Francisco scored its first points of the game late in the half when K Jeff Wilkins nailed a 21–yard field goal with two minutes remaining. The 49ers took their first possession of the third quarter and marched 80 yards for a touchdown, when Young plunged in from the one, cutting the deficit to 21–10. On the 14–play drive, Young was 9–of–10 and ran the ball twice. Again, the Packers responded to the challenge, using a pair of Jacke field goals (27 yards in the third quarter, 26 yards in the fourth quarter), and boosted Green Bay's lead to 27–10. San Francisco's final score of the season came on a two–yard plunge by RB Derek Loville with 50 seconds remaining in the game. Young completed 32 passes in an NFL postseason record 65 attempts, for 328 yards and two interceptions. He also led the 49ers in rushing, gaining 77 yards in nine attempts, including a 40–yard sprint after he was flushed from the pocket. WR Jerry Rice led the receivers with 11 catches for 117 yards, while TE Brent Jones gained 112 yards on eight receptions. Defensively, DT Dana Stubblefield recorded a team–high 10 tackles and a sack for a loss of five yards, while LB Ken Norton Jr. added nine tackles.

Packers	14	7	3	3	–	27
49ers	0	3	7	7	–	17

Packers— Newsome 31 fumble return (Jacke kick)
 Packers— Jackson 3 pass from Favre (Jacke kick)
 Packers— Chmura 13 pass from Favre (Jacke kick)
 49ers— Wilkins 21 FG
 49ers— Young 1 run (Wilkins kick)
 Packers— Jacke 27 FG
 Packers— Jacke 26 FG
 49ers— Loville 2 run (Wilkins kick)



1996

49ers 14, Philadelphia Eagles 0
NFC Wild Card
December 29 at 3Com Park
(San Francisco, CA)

On a wet and windy Sunday at 3Com Park, San Francisco opened its 1996 postseason by defeating the Philadelphia Eagles 14–0 in the NFC Wild Card Game. Led by their marquee players QB Steve Young and WR Jerry Rice on offense, and a defense that recorded the team's first postseason shutout since the 1984 NFC Championship Game, the 49ers advanced to the NFC Divisional Playoff round. Following a scoreless first quarter, Young led the offense on a 10–play, 74–yard drive that concluded with the Pro Bowl quarterback scoring on a gutsy nine–yard run off a quarterback draw. On that play Young broke four tackles while fighting his way to paydirt. Twice in the second quarter the Eagles mounted long drives only to be denied just short of the endzone by Niners interceptions. Philadelphia's first trip ended with CB Marquez Pope intercepting a QB Ty Detmer pass on San Francisco's seven–yard line. Late in the quarter the Eagles marched 59 yards on 10 plays moving to the 49ers five–yard line. Facing third and four, Detmer's attempt to WR Chris T. Jones was picked off by DE Roy Barker, who had dropped off into zone–blitz coverage. The only scoring in the second half occurred on the Niners second possession of the third quarter. On that drive, Rice made a spectacular one–handed catch that resulted in a 36–yard gain. He scored on a three–yard pass from Young on the next play from scrimmage. Young finished as the game's leading rusher with 65 yards, while also completing 14–of–21 tosses for 161 yards. Rice had four catches for 50 yards and his 19th career postseason touchdown (17th receiving). RB Terry Kirby added 43 yards rushing. The Niners defense, which held Eagles RB Ricky Watters to 57 rushing yards, was led by LB Ken Norton Jr.'s team postseason–record 12 solo tackles. DT Bryant Young registered two sacks and LB Lee Woodall added a sack among his six total stops.

49ers	0	7	7	0	–	14
Eagles	0	0	0	0	–	0

49ers— Young 9 run (Wilkins kick)

49ers— Rice 3 pass from Young (Wilkins kick)

Missed opportunities, including a total of five turnovers, spelled defeat for the San Francisco 49ers in their NFC Divisional Playoff Game with the Green Bay Packers. Played before a record Lambeau Field crowd of 60,787, the 49ers fell 35–14 in a game that featured 34–degree weather (with a wind chill of nine–degrees) and driving rain. It didn't take long for the Packers to take a lead. After forcing San Francisco to punt on its first series, WR Desmond Howard took P Tommy Thompson's punt, split the coverage down the middle of the field and raced for a 71–yard touchdown. Then, with seven minutes remaining in the opening stanza, Howard struck again. He returned a punt 46 yards to the San Francisco seven, and two plays later, QB Brett Favre threw a four–yard scoring pass to WR Andre Rison to make it 14–0. San Francisco then mounted a comeback in the second quarter. Trailing 21–0, the tide began to turn when 49ers special teams standout Curtis Buckley recovered a muffed punt at the Green Bay 26. Moments later, QB Elvis Grbac, replacing the injured QB Steve Young (ribs), hit RB Terry Kirby with an eight–yard pass, cutting the deficit to 21–7 at the half. On the opening kickoff of the third quarter, San Francisco CB Steve Israel recovered a loose ball on the Packers four, setting the stage for Grbac's scamper into the end zone. The 49ers fate was sealed, however, on the ensuing Packers drive. Marching 72 yards in 12 plays (10 of which were runs), Green Bay scored when FB Edgar Bennett fumbled before crossing the goal line; but before the 49ers defenders could react, WR Antonio Freeman fell on the loose ball, giving the hosts a 28–14 advantage. Bennett scored on an 11–yard run, and two more fumbles in the fourth quarter snuffed out any hope the 49ers had in getting back into the game. Young played the first nine plays at quarterback before giving way to Grbac late in the first quarter. Grbac completed 19–of–36 passes for 125 yards with one touchdown and three interceptions and led the team in rushing with 32 yards. Backfield mates Kirby and RB William Floyd had six receptions each, while WR Jerry Rice had a team–high 36 yards receiving. Defensively, LB Ken Norton Jr. posted eight tackles and LB Gary Plummer added seven. All–Pro DT Bryant Young left the game late in the first quarter because of a neck injury. He was taken to the hospital for tests, which were negative.

49ers	0	7	7	0	–	14
Packers	14	7	7	7	–	35

Packers— Howard 71 punt return (Jacke kick)
 Packers— Rison 4 pass from Favre (Jacke kick)
 Packers— Bennet 2 run (Jacke kick)
 49ers— Kirby 8 pass from Grbac (Wilkins kick)
 49ers— Grbac 4 run (Wilkins kick)
 Packers— Freeman fumble recovery (Jacke kick)
 Packers— Bennett 11 run (Jacke kick)

1997

49ers 38, Minnesota Vikings 22
NFC Divisional Playoff
January 3 at 3Com Park
(San Francisco, CA)

RB Terry Kirby rushed for a career–high 120 yards and scored two touchdowns, leading the San Francisco 49ers to a 38–22 victory over the Minnesota Vikings in the NFC Divisional Playoffs at 3Com Park. In addition to Kirby's heroics, QB Steve Young completed 21–of–30 passes for 224 yards and a touchdown, WR J.J. Stokes had 101 yards receiving and LB Ken Norton Jr. returned an interception 23 yards for a touchdown. San Francisco's first score came compliments of a Minnesota special teams miscue. P Mitch Berger's punt sailed off the side of his foot and into the crowd after going only 12 yards. The 49ers took over on the Vikings 26, and four plays later, FB William Floyd scored from the one and the 49ers led 7–0. Less than a minute later, the visitors tied the game on a 66–yard scoring pass from QB Randall Cunningham to WR Cris Carter. In the second quarter, the 49ers again took advantage of a poor kick by Berger — this time a punt of 29 yards — to take a 14–7 lead. Moving 61 yards in only four plays, and aided by three Minnesota penalties, Kirby scored the first of his two touchdowns on a one–yard plunge. The game–breaker occurred two plays later when the San Francisco defense flushed Cunningham out of the pocket and forced him to throw a pass over an onrushing DE Roy Barker and into the hands of Norton, who ran untouched into the end zone. In the third quarter, K Gary Anderson connected on a 34–yard field goal to build the lead to 24–7, but Cunningham and Carter hooked up again for a score, closing the gap to 24–14. On the ensuing series, the 49ers marched 75 yards in seven plays, highlighted by two Kirby runs of 22 and 14 yards. Young then hit WR Terrell Owens with one of the prettiest touchdowns of the year, as the second–year receiver shook off a defender then dove into the end zone for the score. Kirby finished the scoring in the fourth quarter with another one–yard run. CB Tyrone Drakeford had six tackles and a pair of passes defended to pace the defense. Barker also recorded San Francisco's only sack of the game.

Vikings	7	0	7	8	–	22
49ers	7	14	10	7	–	38

49ers— Floyd 1 run (Anderson kick)
 Vikings— Carter 66 pass from Cunningham (Murray kick)
 49ers— Kirby 1 run (Anderson kick)
 49ers— Norton 23 interception (Anderson kick)
 49ers— Anderson 34 FG
 Vikings— Carter 3 pass from Cunningham (Murray kick)
 49ers— Owens 15 pass from Young (Anderson kick)
 49ers— Kirby 1 run (Anderson kick)
 Vikings— Hatchette 13 pass from Cunningham (Cunningham to Walsh pass)



Green Bay Packers 23, 49ers 10
NFC Championship
January 11 at 3Com Park
(San Francisco, CA)

RB Dorsey Levens rushed for 114 yards and WR Antonio Freeman caught four passes for 104 yards and a touchdown to lead visiting Green Bay to a 23–10 win in the NFC Championship Game. The game was played before 68,987 under windy and rainy conditions at 3Com Park. The Packers opened the scoring late in the first quarter. After San Francisco punted on its first series, QB Brett Favre led Green Bay on a 10–play, 76–yard drive that resulted in a K Ryan Longwell 19–yard field goal. Favre completed three–of–four passes for 37 yards in the series. Green Bay continued its scoring in the second quarter. S Eugene Robinson intercepted a QB Steve Young pass and returned it 58 yards to the San Francisco 28. Two plays later, Favre threw a 27–yard scoring pass to Freeman to make the score 10–0. San Francisco then broke the drought with a scoring drive beginning with 4:23 remaining in the second quarter. Following a missed field goal by Longwell, the 49ers took possession at their own 38. A pair of Young completions for 32 yards had the Niners in Packers territory, but two holding penalties brought the ball back to the original line of scrimmage. On a key third down with 26 yards to go, Young completed a 48–yard pass to WR Terrell Owens to the Packers 10–yard line. The drive resulted in a 28–yard field goal by K Gary Anderson. Green Bay answered on its next possession. Freeman returned the kickoff 18 yards to the Packers 27. Two plays later, Favre hit Freeman for a 40–yard completion to the San Francisco 25. Longwell connected on a 43–yard field goal to make the halftime score 13–3. After a scoreless third quarter, Green Bay extended its lead to 16–3 on a 25–yard field goal by Longwell. The Packers added seven more after a five–yard touchdown run by Levens to make the score 23–3. San Francisco closed out the game by scoring on the ensuing kickoff. Chuck Levy returned Longwell's kick 95 yards for a touchdown. Levy's return was the second longest postseason return for San Francisco, trailing the 97–yard touchdown return by Vic Washington vs. Dallas in 1972. Young completed 23–of–38 passes for 250 yards and one interception. RB Terry Kirby ran for a team–high 21 yards on six carries. WR J.J. Stokes caught six passes for 87 yards, including a long of 43. Defensively, San Francisco was led by S Merton Hanks with eight tackles. LB Ken Norton Jr., LB Lee Woodall, LB Gary Plummer and S Tim McDonald had seven tackles each.

Packers	3	10	0	10	–	23
49ers	0	3	0	7	–	10

Packers— Longwell 19 FG

Packers— Freeman 27 pass from Favre (Longwell kick)

49ers— Anderson 28 FG

Packers— Longwell 43 FG

Packers— Longwell 25 FG

Packers— Levens 5 run (Longwell kick)

49ers— Levy 95 kickoff return (Anderson kick)

1998

49ers 30, Green Bay Packers 27
NFC Wild Card
January 3 at 3Com Park
(San Francisco, CA)

QB Steve Young threw three touchdown passes, including a 25–yard strike to WR Terrell Owens with three seconds remaining, as San Francisco edged Green Bay, 30–27. On a crystal clear day in the Bay Area, it was the Packers who opened the scoring on a 23–yard field goal from K Ryan Longwell midway through the first quarter. San Francisco answered with help from a big play on defense. S Merton Hanks forced a fumble by RB Dorsey Levens and the ball was recovered by DE Chris Doleman at the Green Bay 19–yard line. Three plays later Young connected with TE Greg Clark from one yard out for the touchdown and a 7–3 lead. Just four seconds into the second quarter, the Packers regained the lead on a two–yard scoring toss from QB Brett Favre to WR Antonio Freeman. San Francisco tied the score on the first of three K Wade Richey field goals, this one from 34 yards out with 6:53 remaining in the half. The Packers surged back ahead with 36 seconds remaining when Levens bowled into the end zone from two yards out to take a 17–10 halftime lead. The third quarter opened with Favre being pressured into an errant pass that was intercepted by LB Lee Woodall. Five plays later, the score was tied for a third time when Young hit Clark from eight yards out for the score. The 49ers reclaimed the lead midway through the quarter on a team postseason record and career–long 48–yard field goal from Richey. In a game that saw five lead changes and three ties, the fourth quarter became particularly dramatic. Longwell answered Richey's 48–yard kick with a 37–yard effort of his own to tie the game at 20–20 at the beginning of the fourth. On the ensuing possession, San Francisco marched 51 yards in 10 plays and capped the drive with a 40–yard field goal by Richey to reclaim the lead at 23–20. With 4:19 remaining in the game, Green Bay took over at its own 11–yard line. From there, Favre would lead his team on a nine–play, 89–yard scoring drive. The drive was capped when Favre hit Freeman from 15 yards out for the touchdown and a 27–23 lead with 1:56 remaining in the game. The Packers touchdown set up one of the most memorable sequences in 49ers history. San Francisco took possession at its own 24–yard line with 1:50 remaining and three timeouts to its credit. On the final play, Young dropped back, stumbled and threw a 25–yard touchdown strike to Owens who was sandwiched in the end zone by S Pat Terrell and S Darren Sharper.

Packers	3	14	0	10	–	27
49ers	7	3	10	10	–	30

Packers— Longwell 23 FG

49ers— Clark 1 pass from Young (Richey kick)

Packers— Freeman 2 pass from Favre (Longwell kick)

49ers— Richey 34 FG

Packers— Levens 2 run (Longwell kick)

49ers— Clark 8 pass from Young (Richey kick)

49ers— Richey 48 FG

Packers— Longwell 37 FG

49ers— Richey 40 FG

Packers— Freeman 15 pass from Favre (Longwell kick)

49ers— Owens 25 pass from Young (Richey kick)

Atlanta Falcons 20, 49ers 18
NFC Divisional Playoff
January 9 at Georgia Dome
(Atlanta, GA)

With San Francisco's NFL–leading run game a mere shell of itself, the Atlanta Falcons forced three turnovers and held off the 49ers, 20–18, in the NFC Divisional Playoff at the Georgia Dome. San Francisco's hope of controlling the game on the ground came to a screeching halt on the first play of the game when RB Garrison Hearst fractured the tibia in his left leg on an inside run that had gained seven yards. With Hearst out and RB Terry Kirby hobbled with a bruised leg, the 49ers managed just 46 yards on the ground. Atlanta's rushing attack flourished in the first half thanks to the power running of RB Jamal Anderson, who scored on a two–yard run in the first quarter to give the Falcons a 7–0 lead. Atlanta increased its lead to 14–0 when Anderson finished off a 34–yard run with a spread eagle dive into the end zone with 3:12 left in the second quarter. The touchdown run capped a seven–play, 82–yard drive. San Francisco snatched the momentum from the Falcons by putting together a pair of scoring drives just before the half. The 49ers answered Atlanta's second touchdown march with a nine–play, 80–yard drive that concluded with the familiar end zone combination of QB Steve Young to WR Jerry Rice from 17 yards out. It was Rice's 20th career postseason touchdown. With just under one minute to play in the first half, DE Charles Haley chased QB Chris Chandler and deflected his pass into the waiting arms of DT Junior Bryant, who returned it four yards to the Atlanta 36–yard line. K Wade Richey made it a 14–10 game at the half with a 36–yard field goal as time expired. The 49ers carried that momentum into the third quarter, nearly tripling Atlanta's offensive output in the second half (187 yards to 68). But turnovers did not allow them to complete the comeback. The Falcons thwarted two drives with a pair of interceptions, including one by S Eugene Robinson that was returned 77 yards to set up a K Morten Andersen 29–yard field goal. Leading 17–10, Andersen added another 32–yard field goal to give the Falcons a 10–point edge with 10:33 remaining. San Francisco responded to Atlanta's three pointer with a 13–play, 87–yard drive that Young finished himself with an eight–yard touchdown run. A two–point pass from QB Ty Detmer to TE Greg Clark made it 20–18 with 2:57 left. After Atlanta used up 2:19 of the clock, the 49ers got the ball back at their own four–yard line but were only able to move to the 26 before Young's hail mary attempt was intercepted as time expired. After rushing for 83 yards on 13 carries in the first half, Anderson was limited to 30 yards on 16 carries in the second half by San Francisco's defense. LB Winfred Tubbs made a game–high 10 tackles, while DE Chris Doleman made six stops and one sack.

49ers	0	10	0	8	–	18
Falcons	7	7	3	3	–	20

Falcons— Anderson 2 run (Andersen kick)

Falcons— Anderson 34 run (Andersen kick)

49ers— Rice 17 pass from Young (Richey kick)

49ers— Richey 36 FG

Falcons— Andersen 29 FG

Falcons— Andersen 32 FG

49ers— Young 8 run (Detmer to Clark pass)



2001

Green Bay Packers 25, 49ers 15
NFC Wild Card
January 13 at Lambeau Field
(Green Bay, WI)

In their first postseason appearance since 1998, the 49ers dropped a hard-fought 25–15 decision to the Green Bay Packers in the NFC Wild Card Game at Lambeau Field. With a game-time temperature of 28 degrees, the 49ers won the opening coin toss and elected to receive. The two teams traded punts until Green Bay marched 40 yards in seven plays to score the first points of the game when QB Brett Favre hooked up with WR Antonio Freeman on a five-yard touchdown pass. DT Dana Stubblefield blocked the extra point to keep the score 6–0. After another 49ers punt, the Packers began their third possession of the game from their own 19-yard line. On the second play from scrimmage, Favre was intercepted by CB Ahmed Plummer, who returned it to the Green Bay 22. San Francisco K Jose Cortez had his 34-yard field goal attempt blocked and the score remained 6–0. After the Packers were forced to punt, San Francisco took possession at its own 14 with 7:06 remaining in the half. QB Jeff Garcia went 6-of-9 for 61 yards and RB Garrison Hearst had a two-yard touchdown plunge with 15 seconds remaining in the half, to cap off a 15-play, 86-yard drive. After a Cortez extra point, the 49ers went in with a 7–6 halftime lead. On their first possession of the second half, the Packers moved the ball down to the San Francisco eight-yard line where K Ryan Longwell nailed a 26-yard field goal for the 9–7 lead. After the 49ers couldn't get anything going on offense, they punted back to Green Bay. It took only four plays for the Packers to take advantage with a 19-yard touchdown pass from Favre to TE Bubba Franks. The two-point conversion failed and the score remained 15–7. Two series later, the 49ers marched 61 yards in six plays, culminating with Garcia hitting WR Tai Streets on a 14-yard touchdown strike and again on the two-point conversion to tie the score at 15. The Packers answered on their next possession with a 10-play, 45-yard drive as Longwell connected on a 45-yard field goal to push the score to 18–15. With 5:03 remaining in the game, the 49ers had moved the ball down to the Green Bay 41, when Garcia's pass intended for WR Terrell Owens was tipped by CB Mike McKenzie into the hands of CB Tyrone Williams at the Green Bay seven-yard line. Favre led the Packers on an eight-play, 93-yard drive ending with an RB Ahman Green nine-yard touchdown run and the 25–15 lead. RB Paul Smith took the ensuing kickoff on the 13-yard line and ran it back 16 yards before being hit by WR Cory Bradford and fumbling. The Packers recovered the fumble and ran out the clock for the 25–15 victory.

49ers	0	7	0	8	–	15
Packers	6	0	9	10	–	25

Packers— Freeman 5 pass from Favre (kick blocked)
 49ers— Hearst 2 run (Cortez kick)
 Packers— Longwell 26 FG
 Packers— Franks 19 pass from Favre (pass failed)
 49ers— Streets 14 pass from Garcia (Garcia to Streets pass)
 Packers— Longwell 45 FG
 Packers— Green 9 run (Longwell kick)

2002

49ers 39, New York Giants 38
NFC Wild Card
January 5 at 3Com Park
(San Francisco, CA)

Buried in a 24-point playoff hole, the 49ers exploded to record the second largest comeback in postseason history with a dramatic 39–38 victory over the New York Giants in the NFC Wild Card Game. The 49ers trailed 38–14 with four minutes left in the third quarter, but scored 25 straight points on two touchdown passes and a scoring run by QB Jeff Garcia, as well as two, two-point conversion catches by WR Terrell Owens. The game ended just as exciting. After Garcia drove his team 68 yards in just over two minutes for the winning score, QB Kerry Collins got New York to the San Francisco 28 with six seconds left. LS Trey Junkin, signed earlier in the week, made a low snap that P Matt Allen couldn't handle. Allen then threw a desperate pass that fell incomplete. The 49ers rally was the biggest in NFC playoff history. Garcia finished the day 27-of-44 for 331 yards and three touchdowns. He rushed for 60 yards, including a 14-yard score on the first play of the fourth quarter. Two of Garcia's touchdown throws went to Owens, who had nine catches for 177 yards. Collins was 29-of-43 for 342 yards and four touchdowns, and expertly guided New York to a lead that seemed insurmountable. WR Amani Toomer caught eight passes for 136 yards and three touchdowns and RB Tiki Barber added 115 yards rushing and 62 yards receiving. San Francisco rallied with purpose and poise. Owens caught a 26-yard touchdown pass late in the third quarter to start the rally and made big catches on every drive—right up to the final minutes, when Garcia found WR Tai Streets for the winning score. After Owens caught a 26-yard touchdown pass and a two-point conversion with 2:03 left in the third, Garcia rushed for a 14-yard score and threw another conversion pass to Owens five seconds into the fourth quarter. K Jeff Chandler added a 25-yard field goal with 7:49 left. Collins responded and drove New York 38 yards, but Bryant – kicking out of a poor hold thanks to a poor snap by Junkin—missed a 42-yard field goal with 3:01 left. Garcia took over, converting two straight third downs for the NFL leaders in that category. TE Eric Johnson caught a 25-yard pass to the New York 25 and Garcia scrambled 12 yards to set up his winning pass to Streets.

Giants	7	21	10	0	–	38
49ers	7	7	8	17	–	39

49ers— Owens 76 pass from Garcia (Chandler kick)
 Giants— Toomer 12 pass from Collins (Bryant kick)
 Giants— Shockey 2 pass from Collins (Bryant kick)
 49ers— Barlow 1 run (Chandler kick)
 Giants— Toomer 8 pass from Collins (Bryant kick)
 Giants— Toomer 24 pass from Collins (Bryant kick)
 Giants— Barber 6 run (Bryant kick)
 Giants— Bryant 21 FG
 49ers— Owens 26 pass from Garcia (Garcia to Owens pass)
 49ers— Garcia 14 run (Garcia to Owens pass)
 49ers— Chandler 25 FG
 49ers— Streets 13 pass from Garcia (pass failed)

Tampa Bay Buccaneers 31, 49ers 6
NFC Divisional Playoff
January 12 at Raymond James Stadium
(Tampa, FL)

San Francisco's Super Bowl hopes ended with a 31–6 loss against the Tampa Bay Buccaneers in the NFC Divisional Playoff Game on the road at Raymond James Stadium. The 49ers trailed 28–6 heading into halftime and although the defense held Tampa Bay to only three points in the second half, San Francisco was held scoreless en route to the Buccaneers victory. Tampa Bay started the scoring with a two-yard touchdown run by FB Mike Alstott on a 12-play, 74-yard drive. San Francisco answered with a 12-play, 63-yard drive capped by a 24-yard field goal by K Jeff Chandler. The highlight of the drive was a 30-yard pitch and catch by WR Tai Streets from QB Jeff Garcia. Tampa Bay exploded for 21 points in the second quarter, highlighted by two touchdown passes by QB Brad Johnson. Johnson connected on a 20-yard pass to WR Joe Jurevicius and a 12-yard pass to TE Rickey Dudley. In between the two scores, Chandler kicked his second field goal of the game for San Francisco, this time from 40 yards out. Alstott added another two-yard touchdown run to end the first half and K Martin Gramatica added a 19-yard field goal to close the scoring for both teams. LB Derek Smith led San Francisco with a game-high 14 tackles. LB Julian Peterson and LB Jeff Ulbrich added 11 tackles apiece. CB Rashad Holman led a banged up secondary with one interception. The unit was minus starting CB Jason Webster, who was inactive with an ankle injury. CB Ahmed Plummer left the game when he separated his right shoulder and did not return. FS Zack Bronson left the game in the third quarter when he aggravated his broken foot and SS Tony Parrish played the contest with a dislocated elbow. LB Shelton Quarles led Tampa Bay with nine tackles and Defensive Player-of-the-Year Derrick Brooks added seven tackles and one interception.

49ers	3	3	0	0	–	6
Buccaneers	7	21	3	0	–	31

Bucs— Alstott 2 run (Gramatica kick)
 49ers— Chandler 24 FG
 Bucs— Jurevicius 20 pass from Johnson (Gramatica kick)
 49ers— Chandler 40 FG
 Bucs— Dudley 12 pass from Johnson (Gramatica kick)
 Bucs— Alstott 2 run (Gramatica kick)
 Bucs— Gramatica 19 FG



2011

49ers 36, New Orleans Saints 32
NFC Divisional Playoff
January 14 at Candlestick Park
(San Francisco, CA)

A 14-yd. TD pass from Alex Smith to TE Vernon Davis with 0:09 left in the game capped off one of the most memorable games in postseason history, as the 49ers defeated the New Orleans Saints, 36–32. Powered by Smith, who threw for 299 yds., three TDs and added another one on the ground, the 49ers triumphed in its first playoff game in nine years, moving within one win of the Super Bowl. The Niners scored on their second drive of the game, on a 49-yd. TD pass from Smith to Davis. On the Saints next drive, QB Drew Brees committed his first postseason INT in five years, thanks to S Dashon Goldson, giving San Francisco the football deep in New Orleans' territory. Scoring on a TD pass to WR Michael Crabtree, Smith took advantage of the costly turnover, making the score 14–0. On the ensuing kickoff return, S Madiou Williams stripped the ball away from Saints WR Courtney Roby and the loose ball was recovered by LB Blake Costanzo. The takeaway led to a 25-yd. FG by K David Akers. The Saints answered, scoring two TDs before half time, on a 14-yd. pass to TE Jimmy Graham and a 25-yd. pass to WR Marques Colston, making the score 17–14 at the half. San Francisco scored the only points of the 3rd qtr. on a 41-yd. FG by David Akers. The 4th qtr. started out with each team trading FGs. Then would come the four lead changes in the last five minutes of the game. New Orleans struck first on a 44-yd. TD pass to RB Darren Sproles, with 4:02 left on the clock. With the 49ers trailing 24–23, down for the first time in the entire game, Smith scored on a 28-yd. rushing TD. A missed two-point conversion put the 49ers up 29–24 with just 2:11 remaining. Brees took the lead back on a 66-yd. score to TE Jimmy Graham with 1:37 left. RB Darren Sproles then made a catch out of the backfield for the two-point conversion to give the Saints a 32–29 advantage. Facing elimination, Smith connected with Davis twice on their final drive, with the last throw jetting through double coverage for a game-winning 14-yd. TD.

Saints	0	14	0	18	–	32
49ers	14	3	3	16	–	36

49ers— V. Davis 49 pass from A. Smith (Akers kick)
 49ers— Crabtree 4 pass from A. Smith (Akers kick)
 49ers— Akers 25 FG
 Saints— J. Graham 14 pass from Brees (Kasay kick)
 Saints— Colston 25 pass from Brees (Kasay kick)
 49ers— Akers 41 FG
 Saints— Colston 25 pass from Brees (Kasay kick)
 49ers— Akers 37 FG
 Saints— Sproles 44 pass from Brees (Kasay kick)
 49ers— A. Smith 28 run (run failed)
 Saints— J. Graham 66 pass from Brees (Kasay kick)
 49ers— V. Davis 14 pass from A. Smith (Akers kick)

New York Giants 20, 49ers 17 (OT)
NFC Championship
January 22 at Candlestick Park
(San Francisco, CA)

When asked what his message was to his players after falling short to the New York Giants in the NFC Championship game, Harbaugh stated, "As Sir Andrew Barton said, 'Fight on my men, we're hurt but not slain. We'll lay down and bleed a while. Then we'll rise and fight again.'" Harbaugh, of course was referring to his team's blue-collar mentality after the Giants escaped rain-soaked Candlestick Park with a 20–17 overtime victory. Harbaugh got the Niners to the brink of the Super Bowl in his rookie year, taking over a 6–10 team and going 13–3 to win the NFC West. The extra minutes at Candlestick Park went in favor of the opponent in a year where most didn't expect a storybook season. The 49ers defense played stoically, recording six sacks on Giants QB Eli Manning, which ranked t–2nd for the most sacks in a postseason game in franchise history (6 – four times, last vs. Den. – 1/29/90). TE Vernon Davis gave the 49ers a 7–0 lead with 7:11 remaining in the 1st qtr. after running a pattern down the right sideline and outracing the secondary for a 73-yd. TD recept. from QB Alex Smith. On their ensuing drive, the Giants drove from their own 31 to the San Francisco 34-yd. line. On 3rd-and–1, Manning and the Giants failed to get a first down despite two opportunities. The Giants eventually evened the score on a 10-play, 69-yd. drive when TE Bear Pascoe caught Manning's short pass at the 6-yd. line and stepped into the end zone for the TD. The Giants added a FG with two seconds remaining in the 2nd qtr. to give them a 10–7 edge going into the locker room. Davis' second TD of the game, gave the lead back to the Niners at 14–10 with 5:18 remaining in the 3rd qtr. San Francisco's 3-play, 54-yd. TD drive was set up by a short pass to RB Frank Gore, who turned it into a 24-yd. gain. On the next play, Davis went in motion from right to left and caught a lofted pass to the end zone by Smith. The Giants took the lead back after the ball inadvertently glanced off WR Kyle Williams on a punt, giving the ball back to the Giants on their 29 yard line. Manning connected a 17-yard pass to WR Mario Manningham to give the Giants a 17–14 lead with 8:41 remaining. Williams' 40-yd. return on the ensuing kickoff enabled the 49ers to start their next possession at their own 45. On consecutive plays, Smith scrambled for 17 yds. and RB Kendall Hunter ran for 18 more, resulting in a K David Akers game-tying FG with 5:39 to go, 17–17. After both teams went 3-and-out on their first overtime possession, a Giants takeaway on a Williams fumble, forced by LB Jacquian Williams on a punt return, gave the Giants possession at their own 36 with 9:32 remaining. After converting one first down, K Lawrence Tynes sent the season-ending 31-yd. FG through the uprights.

Giants	0	10	0	7	3	–	20
49ers	7	0	7	3	0	–	17

49ers— V. Davis 73 pass from A. Smith (Akers kick)
 Giants— Pascoe 6 pass from E. Manning (Tynes kick)
 Giants— Tynes 31 FG
 49ers— V. Davis 28 pass from A. Smith (Akers kick)
 Giants— Manningham 17 pass from E. Manning (Tynes kick)
 49ers— Akers 25 FG
 Giants— Tynes 31 FG

2012

49ers 45, Green Bay Packers 31
NFC Divisional Playoff
January 12 at Candlestick Park
(San Francisco, CA)

With the win against the Green Bay Packers, the San Francisco 49ers advanced to the NFC Championship Game for the second year in a row, marking the first time San Francisco has reached the NFC Championship Game in consecutive seasons since 1992–94. The Packers got off to a quick start after QB Colin Kaepernick threw an INT on just the fourth play of the game that was returned for a TD by Packers CB Sam Shields. Kaepernick responded immediately like he had all season and turned in one of the best performances by a 49ers QB in franchise history. Kaepernick led the offense on an 8-play, 80-yd. drive that he capped off with a 20-yd. TD run to tie the score at 7 apiece early in the 1st qtr. The team converted on two 3rd and longs on the drive, setting the tone for the day by finishing 8 of 13 on 3rd down (62%). With 11:52 remaining in the 2nd qtr., Green Bay WR Jeremy Ross muffed a punt that was recovered by S C.J. Spillman at the Packers 9-yd. line. The takeaway led to a 12-yd. TD pass from Kaepernick to WR Michael Crabtree just three plays later. On the ensuing Green Bay possession, CB Tarell Brown picked off QB Aaron Rodgers pass and returned his 2nd career postseason INT. The Kaepernick to Crabtree connection continued to be successful as they connected for a 20-yd. TD strike, making the score 21–14. Crabtree led the team with 9 receipts. for 119 yds. and 2 TDs on the day. On the third play of San Francisco's second possession of the 3rd qtr., Kaepernick kept the ball on a zone read around the right side and dashed 56-yds. to the end zone for his 2nd rushing TD of the game. The 56-yd. TD run marked the longest run by a QB in franchise postseason history and the 3rd longest overall. Kaepernick also set the NFL single-game record for a QB with 181 rushing yds. on 16 carries. RB Frank Gore finished off the following drive on the first play of the 4th qtr., punching it in from 2 yds. out, stretching the 49ers lead to 38–24. Gore notched his first career 100-yd. game in the postseason, rushing for 119 yds. on 23 carries. The 49ers became the first team in NFL history to ever have two, 100-yd. rushers [QB Colin Kaepernick (181 yds. rushing), RB Frank Gore (119 yds. rushing)] and one, 100-yd. receiver [WR Michael Crabtree (119 yds. receiving)] in a playoff game. RB Anthony Dixon found the end zone on a 2-yd. TD run to finish off the 11-play, 93-yd. drive to make the score 45–24. San Francisco rushed for 323 yds. on the night, setting the franchise single-game postseason rushing record.

Packers	14	7	3	7	–	31
49ers	7	17	7	14	–	45

Packers— Shields 52 INT return (Crosby kick)
 49ers— Kaepernick 20 run (Akers kick)
 Packers— Harris 18 run (Crosby kick)
 49ers— Crabtree 12 pass from Kaepernick (Akers kick)
 49ers— Crabtree 20 pass from Kaepernick (Akers kick)
 Packers – Jones 20 pass from Rodgers (Crosby kick)
 49ers— Akers 36 FG
 Packers – Crosby 31 FG
 49ers— Kaepernick 56 run (Akers kick)
 49ers— Gore 2 run (Akers kick)
 49ers— Dixon 2 run (Akers kick)
 Packers – Jennings 3 pass from Rodgers (Crosby kick)



49ers 28, Falcons 24
NFC Championship
January 20 at Georgia Dome
(Atlanta, GA)

The 49ers started slow, spotting Atlanta a 17–0 lead after the Falcons scored on their first three possessions. On San Francisco's third possession the 49ers offense began to click. TE Vernon Davis hauled in a pinpoint pass from QB Colin Kaepernick for 27 yds. down to the Atlanta 15–yd. line. Davis had 3, 25+ yd. receipts. in the game, giving him 9 in 4 postseason games, which ranks 2nd in 49ers postseason history, trailing only WR Jerry Rice (14, 25+ yd. receipts. in 23 games). Two plays following Davis' catch, the 49ers got on the scoreboard with a 15–yd. TD run by RB LaMichael James. It was James' first–career TD. The 49ers next possession began on their own 18–yd. line with 6:24 remaining in the 2nd qtr. Vernon Davis stepped up once again, accounting for 48–yds. on 3 receipts., including a 4–yd. TD catch to finish the drive and pull the 49ers within 3, as the score read 14–17 at the 2–minute warning. Davis' 5 career postseason TDs rank 1–4th in franchise history. With the Falcons scoring right before the half, it was important the 49ers came out of halftime with an answer, and answer they did. Kaepernick marched the 49ers offense right down the field, driving 82 yds. on 7 plays capped off on a 5–yd. TD run by RB Frank Gore to make the score 21–24 with 10:51 remaining in the 3rd qtr. The San Francisco defense also had answers, forcing turnovers on the Falcons first two possessions of the 2nd half. CB Chris Culliver picked–off QB Matt Ryan and LB Aldon Smith recovered a muffed snap to stymie the Falcons offense during the 3rd qtr. With 11:59 left in the 4th qtr. WR Ted Ginn returned a Matt Bosher punt 20 yds. to the Atlanta 38–yd. line, giving the 49ers offense good starting field position. San Francisco's physical offensive line began to take over and wear down the Atlanta defense, opening big holes for Gore, James and RB Anthony Dixon as they gained all but 8 yds. on the go–ahead drive. Gore registered his 2nd TD run of the game on a 9–yd. burst to the end zone to give San Francisco the lead 28–24 with 8:27 remaining in the game. The Falcons took over after the Gore TD and sustained a 14–play drive down to the 49ers 10–yd. line. On the 14th play of the drive, the Falcons faced a 4th and 4 with 1:13 remaining. WR Roddy White was unable to hang onto the ball due to LB NaVorro Bowman's blanketing defense. The Falcons got the ball back following an Andy Lee punt and had one last shot with :06 ticks left on the clock, but CB Perrish Cox tackled WR Julio Jones at San Francisco's 35–yd. line before he could attempt a lateral as the clock struck :00. The 17–point comeback led by Kaepernick was the 2nd largest deficit overcome to win a conference championship (2006 – Indianapolis trailed New England by 18 points).

49ers	0	14	7	7	–	28
Falcons	10	14	0	0	–	24

Falcons— Jones 46 pass from Ryan (Bryant kick)
 Falcons— Bryant 35 FG
 Falcons— Jones 20 pass from Ryan (Bryant kick)
 49ers— James 15 run (Akers kick)
 49ers— Davis 4 pass from Kaepernick (Akers kick)
 Falcons— Gonzalez 10 pass from Ryan (Bryant kick)
 49ers— Gore 5 run (Akers kick)
 49ers— Gore 9 run (Akers kick)

Baltimore 34, 49ers 31
Super Bowl XLVII
February 3 at Superdome
(New Orleans, LA)

The San Francisco 49ers and the Baltimore Ravens squared off in one of the most extraordinary Super Bowls where two brothers squared off as head coaches. The 49ers found themselves facing an early deficit, which would eventually be too much to overcome. Early in the 1st qtr., San Francisco answered a Ravens TD drive with a scoring drive of their own as QB Colin Kaepernick engineered a 12–play 62–yd. drive that was finished off by K David Akers' 36–yd. FG, making the score 7–3. After 2 more TD passes by QB Joe Flacco, the 49ers found themselves in a 21–3 hole with 1:45 left in the 2nd qtr. Kaepernick showed poise and led the 2–minute drill efficiently by completing 4 of 5 pass atts. for 56 yds. to move the 49ers into FG position. Akers added 3 more points with a 27–yd. FG as time expired in the half with San Francisco trailing Baltimore 21–6. Following a Ravens kickoff return for a TD to open the 2nd half, the Superdome went dark with 13:28 remaining in the 3rd qtr. A power failure at 7:38 p.m. CT caused a 30–minute delay and was not resolved until 8:08 p.m. On the Niners' next possession, Kaepernick tossed a 31–yd. TD pass to WR Michael Crabtree, making the score 28–13. San Francisco forced Baltimore into a 3–and–out with a sack by LB Ahmad Brooks on 3rd–and–10. P Sam Koch's 43–yd. punt was returned 32 yds. by WR Ted Ginn Jr., setting up the 49ers offense to takeover at the Ravens 20–yd. line. Two plays later, RB Frank Gore capitalized on the short field with a 6–yd. TD run. On the second play of Baltimore's ensuing possession, CB Tarell Brown forced and recovered a fumble that he jarred loose from RB Ray Rice on the Ravens' 24–yd. line. The takeaway led to a 34–yd. FG by Akers, his 3rd of the game. With their next possession, WR Randy Moss hauled in a 32–yd. receipt., followed by a 21–yd. run by Gore, which led to a 15–yd. TD run by Kaepernick. An incomplete pass on the 2–point try made the score 31–29 with the Ravens still hanging on as San Francisco continued its fierce comeback. Kaepernick's 15–yd. TD run marked the longest TD run by a QB in Super Bowl history. With 4:23 remaining in the game, Baltimore's K Justin Tucker tacked on a 38–yd. FG to extend their lead to 34–29. A 24–yd. completion to Crabtree and a 33–yd. rush by Gore put the 49ers offense in position for the go–ahead TD with 2:39 remaining, on the Ravens' 7–yd. line. The 49ers were unable to get into the end zone and turned the ball over on downs. After taking a safety to run the game clock down to :04, the Ravens were forced to punt to the 49ers. Ginn returned the kickoff 31–yds. to the 50–yd. line as time expired for the last play of the game.

Ravens	7	14	7	6	–	34
49ers	3	3	17	8	–	31

Ravens— Boldin 13 pass from Flacco (Tucker kick)
 49ers— Akers 36 FG
 Ravens— Pitta 1 pass from Flacco (Tucker kick)
 Ravens— J. Jones 56 pass from Flacco (Tucker kick)
 49ers— Akers 27 FG
 Ravens— J. Jones 108 kickoff return (Tucker kick)
 49ers— Crabtree 31 pass from Kaepernick (Akers kick)
 49ers— Gore 6 run (Akers kick)
 49ers— Akers 34 FG
 Ravens— Tucker 19 FG
 49ers— Kaepernick 15 run (pass failed)
 Ravens— Tucker 38 FG
 49ers— Koch OB in end zone, forced by Culliver, Safety

2013

49ers 23, Packers 20
NFC Wild Card
January 5 at Lambeau Field
(Green Bay, WI)

The 49ers defeated the Green Bay Packers, 23–20, in the NFC Wild Card round of the NFL playoffs. The game went down as one of the coldest games in NFL history, with a kickoff temperature of 5 degrees and a wind chill of –10. The 49ers won the coin toss and deferred to the second half. The 49ers defense forced a three–and–out by the Packers on their opening series of the game. QB Colin Kaepernick and the 49ers offense drove 69 yds. in 13 plays as K Phil Dawson made a 22–yd. FG to give San Francisco an early 3–0 lead. The Niners then forced another three–and–out by Green Bay. On the ensuing possession, Dawson made a 25–yd. FG to cap off an 11–play, 42–yd. drive, making the score 6–0 with 2:20 remaining in the 1st qtr. Two possessions later, the Packers took a 7–6 lead when QB Aaron Rodgers completed a 5–yd. TD pass to WR Jordy Nelson to cap off a 14–play, 70–yd. drive. San Francisco responded with a 5–play, 68–yd. drive, including a 42–yd. run by Kaepernick, setting up a 10–yd TD run by RB Frank Gore two plays later to regain the lead 13–7. On the ensuing possession, the Packers got a 34–yd. FG by K Mason Crosby as time expired, making the scoring 13–10 at halftime. The second half began with the teams exchanging multiple punts as neither team was able to put points on the board in the third quarter. FB John Kuhn ended the scoring draught for Green Bay, putting the Packers on top 17–13 early in the 4th quarter. The 49ers responded immediately with a 4–play, 63–yd. drive as Kaepernick connected with TE Vernon Davis for a 28–yd. TD pass to regain the lead 20–17 with 10:37 remaining. The Packers countered with an 11–play, 61–yd. drive as K Mason Crosby tied the score at 20–20 with a 24–yd. FG. With 5:06 remaining, the 49ers were able to hold onto the ball for the rest of the game, picking up five first downs en route to the GB 15–yd. line where K Phil Dawson connected on a game–winning 33–yd. FG as time expired.

49ers	6	7	0	10	–	23
Packers	0	10	0	10	–	20

49ers— Dawson 22 FG
 49ers— Dawson 25 FG
 Packers— Nelson 5 pass from Rodgers (Crosby kick)
 49ers— Gore 10 run (Dawson kick)
 Packers— Crosby 34 FG
 Packers— Kuhn 1 run (Crosby kick)
 49ers— Davis 28 pass from Kaepernick (Dawson kick)
 Packers— Crosby 24 FG
 49ers— Dawson 33 FG



49ers 23, Panthers 10
NFC Divisional Playoff
January 12 at Bank of America Stadium
(Charlotte, NC)

The 49ers defeated the Carolina Panthers, 23–10, at Bank of America Stadium and advanced to the NFC Championship Game for the third consecutive year. The 49ers received the opening kickoff and drove 49 yds. in 13 plays as K Phil Dawson connected on a 49–yd. FG to give San Francisco an early 3–0 lead. On the fifth play of the ensuing drive, Panthers QB Cam Newton’s pass was deflected into the air and intercepted by LB Patrick Willis. San Francisco turned the takeaway into points when Dawson made a 33–yd. FG with 4:38 remaining in the 1st qtr. The Panthers put together an 8–play, 65–yd. drive before the 49ers made a spectacular goal–line stand and forced a turnover on downs at the SF 1–yd. line. On the first play following a San Francisco punt, Cam Newton found WR Steve Smith in the end zone for a 31–yd. TD pass to give Carolina a 7–6 lead. On the Panthers next possession, they drove 73 yds. in 13 plays and K Graham Gano made a 24–yd. FG to extend their lead to 10–6. San Francisco then engineered a 12–play, 80–yd. drive and TE Vernon Davis caught a 1–yd. TD pass from QB Colin Kaepernick with just 5 seconds remaining in the first half. The teams went into the locker rooms at halftime with the 49ers leading 13–10. The 49ers forced a three–and–out on the opening possession of the first half. On the ensuing possession, Kaepernick completed 2 of 2 pass atts. to WR Anquan Boldin for 61 yds. and scored on a 4–yd. TD run to extend the Niners lead to 20–10. The 49ers extended the lead to 23–10 on their next possession when Dawson made a 34–yd. FG to cap off a 13–play, 73–yd. drive. With 4:34 remaining in the game, 49ers S Donte Whitner intercepted a pass by Cam Newton at the SF 9–yd. line and San Francisco proceeded to run down the clock before turning the ball over on downs with just 12 seconds remaining. Carolina then came up empty handed in their last–ditch effort to add points to the scoreboard.

49ers	6	7	7	3	–	23
Panthers	0	10	0	0	–	10

49ers— Dawson 49 FG
 49ers— Dawson 33 FG
 Panthers— Smith 31 pass from Newton (Gano kick)
 Panthers— Gano 24 FG
 49ers— Davis 1 pass from Kaepernick (Dawson kick)
 49ers— Kaepernick 4 run (Dawson kick)
 49ers— Dawson 34 FG

49ers 17, Seahawks 23
NFC Championship
January 19 at CenturyLink Field
(Seattle, WA)

The 49ers dropped a hard–fought battle with the Seahawks in the NFC Championship Game, 23–17. On the first play of the game, 49ers LB Aldon Smith sacked Seahawks QB Russell Wilson, forcing and recovering a fumble. The takeaway led to a 25–yd. FG by K Phil Dawson to give San Francisco an early 3–0 lead. After a punt by each team, the 49ers engineered an 8–play, 86–yd. drive, including a 58–yd. run by QB Colin Kaepernick, which was capped off with a 1–yd. TD run by RB Anthony Dixon. Kaepernick’s 58–yd. rush is the longest run by a quarterback in NFL postseason history. On the ensuing possession, the Seahawks drove 62 yds. in 9 plays and K Steven Hauschka connected on a 32–yd. FG with 5:47 remaining in the first half to make the score 10–3. With neither side able to score on their final possession of the 2nd qtr., the teams entered the locker rooms at halftime with a score of 10–3. The 49ers punted on the opening series of the second half. Seattle then drove 60 yds. in 4 plays, including a 40–yd. TD run by RB Marshawn Lynch, to tie the game at 10–10. San Francisco responded with a 6–play, 83–yd. drive that was capped off with a 26–yd. TD pass from Kaepernick to WR Anquan Boldin, giving the Niners a 17–10 lead. Seahawks WR Doug Baldwin took the ensuing kickoff 69 yds., which set up a 40–yd. FG six plays later to make the score 17–13 with 3:55 remaining in the 3rd qtr. Following a punt by the 49ers, Seattle put together an 8–play, 62–yd. drive that resulted in points when QB Russell Wilson found WR Jermaine Kearse in the end zone for a 35–yd. TD pass to give Seattle a 20–17 lead. Following a turnover on each of the next three series, Seahawks K Steven Hauschka made the score 23–17 with 3:37 remaining in the game by connecting on a 47–yd. FG. San Francisco proceeded to drive down the field before Kaepernick’s pass intended for WR Michael Crabtree in the corner of the end zone was deflected and intercepted.

49ers	3	7	7	0	–	17
Seahawks	0	3	10	10	–	23

49ers— Dawson 25 FG
 49ers— Dixon 1 run (Dawson kick)
 Seahawks— Hauschka 32 FG
 Seahawks— Lynch 40 run (Hauschka kick)
 49ers— Boldin 26 pass from Kaepernick (Dawson kick)
 Seahawks— Hauschka 40 FG
 Seahawks— Kearse 35 pass from Wilson (Hauschka kick)
 Seahawks— Hauschka 47 FG



49ERS NFL COMPOSITE RECORDS

(1950-PRESENT)

CURRENT NFC TEAMS				CURRENT AFC TEAMS			
OPPONENT	REG. SEASON	PLAYOFFS	TOTAL	OPPONENT	REG. SEASON	PLAYOFFS	TOTAL
Arizona	29-26	-	29-26	Baltimore	2-3	0-1	2-4
Atlanta	46-30-1	1-1	47-31-1	Buffalo	6-6	-	6-6
Carolina	7-13	1-0	8-13	Cincinnati	9-4	2-0	11-4
Chicago	31-32-1	3-0	34-32-1	Cleveland	7-12	-	7-12
Dallas	15-13-1	2-5	17-18-1	Denver	7-7	1-0	8-7
Detroit	37-27-1	1-1	38-28-1	Houston	3-1	-	3-1
Green Bay	27-32-1	3-4	30-36-1	Indianapolis	18-26	-	18-26
L.A. Rams	68-66-3	1-0	69-66-3	Jacksonville	3-2	-	3-2
Minnesota	19-22-1	4-1	23-23-1	Kansas City	7-6	-	7-6
New Orleans	47-26-2	1-0	48-26-2	L.A. Chargers	6-8	1-0	7-8
N.Y. Giants	16-17	4-4	20-21	Miami	5-7	1-0	6-7
Philadelphia	18-13-1	1-0	19-13-1	New England	8-5	-	8-5
Seattle	16-24	0-1	16-25	N.Y. Jets	10-3	-	10-3
Tampa Bay	17-6	0-1	17-7	Oakland	7-7	-	7-7
Washington	17-10-1	3-1	20-11-1	Pittsburgh	11-10	-	11-10
				Tennessee	9-5	-	9-5

49ERS CHAMPIONSHIPS

(1950-PRESENT)

YEAR	RECORD	FINISH
1970	11-4-1	NFC West Champions
1971	10-6	NFC West Champions
1972	8-6-1	NFC West Champions
1981	16-3	Super Bowl XVI Champions
1983	11-7	NFC West Champions
1984	18-1	Super Bowl XIX Champions
1986	10-6-1	NFC West Champions
1987	13-3	NFC West Champions
1988	13-6	Super Bowl XXIII Champions
1989	17-2	Super Bowl XXIV Champions
1990	15-3	NFC West Champions
1992	15-3	NFC West Champions
1993	11-7	NFC West Champions
1994	16-3	Super Bowl XXIX Champions
1995	11-6	NFC West Champions
1997	14-4	NFC West Champions
2002	11-7	NFC West Champions
2011	14-4	NFC West Champions
2012	13-5-1	NFC Champions

49ERS YEARLY RESULTS

ALL-AMERICA FOOTBALL CONFERENCE (1946-49)

1946 (9-5)				1948 (12-2)			
Lawrence T. Shaw, Coach				Lawrence T. Shaw, Coach			
L 7	New York Yanks, S-8	21		W 35	Buffalo Bills, A-29	14	
W 21	Miami Seahawks, S-15	14		W 36	Brooklyn Dodgers, S-5	20	
W 32	Brooklyn Dodgers, S-22	13		W 41	New York Yanks, S-12	0	
L 7	at Chicago Rockets, S-29	21		W 36	Los Angeles Dons, S-19	14	
W 34	at Miami Seahawks, O-7	7		W 38	at Buffalo Bills, S-26	28	
W 23	at Los Angeles Dons, O-12	14		W 31	at Chicago Rockets, O-1	14	
L 14	at Buffalo Bisons, O-18	17		W 56	at Baltimore Colts, O-10	14	
W 34	at Cleveland Browns, O-27	20		W 21	at New York Yanks, O-17	7	
W 27	Buffalo Bisons, N-2	14		W 21	Baltimore Colts, O-24	10	
L 7	Cleveland Browns, N-10	14		W 44	Chicago Rockets, N-7	21	
L 9	at New York Yanks, N-17	10		L 7	at Cleveland Browns, N-14	14	
W 30	at Brooklyn Dodgers, N-24	14		W 63	at Brooklyn Dodgers, N-21	40	
W 14	Chicago Rockets, N-30	0		L 28	Cleveland Browns, N-28	31	
W 48	Los Angeles Dons, D-8	7		W 38	at Los Angeles Dons, D-5	21	
307		189		495		248	

1947 (8-4-2)				1949 (9-3/10-4)			
Lawrence T. Shaw, Coach				Lawrence T. Shaw, Coach			
W 23	Brooklyn Dodgers, A-31	7		W 31	Baltimore Colts, A-28	17	
W 17	Los Angeles Dons, S-7	14		W 42	Chicago Hornets, S-4	7	
W 14	Baltimore Colts, S-14	7		W 42	Los Angeles Dons, S-18	14	
L 16	New York Yanks, S-21	21		L 17	at Buffalo Bills, S-25	28	
W 41	at Buffalo Bills, S-28	24		W 42	at Chicago Hornets, S-30	24	
T 28	at Baltimore Colts, O-5	28		W 56	Cleveland Browns, O-9	28	
W 42	Chicago Rockets, O-12	28		W 51	Buffalo Bills, O-16	7	
L 7	Cleveland Browns, O-26	14		L 3	at New York Yanks, O-23	24	
W 26	at Los Angeles Dons, N-2	16		L 28	at Cleveland Browns, O-30	30	
L 16	at New York Yanks, N-9	24		W 28	at Baltimore Colts, N-6	10	
L 14	at Cleveland Browns, N-16	37		W 41	at Los Angeles Dons, 11-13	24	
W 41	at Chicago Rockets, N-21	16		W 35	New York Yanks, N-27	14	
W 21	at Brooklyn Dodgers, N-27	7		416		227	
T 21	Buffalo Bills, D-7	21		AAFC PLAYOFF - DEC. 4			
327		264		(at San Francisco - Kezar)			
				W 17	New York Yanks	7	
				AAFC CHAMPIONSHIP GAME - DEC. 11			
				(at Cleveland)			
				L 7	at Cleveland Browns	21	



49ERS YEARLY RESULTS AND STATISTICS

NATIONAL FOOTBALL LEAGUE (1950-PRESENT)

1950 (3-9)

Lawrence T. Shaw, Coach

L	17	New York Yanks (29,600), S-17	21
L	20	Chicago Bears (35,558), S-24	32
L	14	Los Angeles Rams (27,262), O-1	35
L	7	at Detroit (17,337), O-8	24
L	24	at New York Yanks (5,740), O-12	29
W	28	Detroit (27,350), O-22	27
W	17	Baltimore (14,800), O-29	14
L	21	at Los Angeles Rams (15,952), N-5	28
L	14	at Cleveland (28,786), N-12	34
L	0	at Chicago Bears (35,105), N-19	17
L	21	at Green Bay (13,186), N-26	25
W	30	Green Bay (19,204), D-10	14

213

300

TEAM STATISTICS

	49ers	Opp
TOTAL FIRST DOWNS	201	204
By Rushing	107	111
By Passing	83	81
By Penalties	11	12
TOTAL YARDS GAINED	3,830	3,951
By Rushing	1,955	1,662
By Passing	1,875	2,289
TOTAL PLAYS FROM SCRIMMAGE	906	903
Rushes	460	443
Average Gain Per Rush	4.25	3.75
FORWARD PASSES ATTEMPTED	326	347
Number Completed	164	164
Per Cent Completed	50.3	47.3
Yards Lost Passing	325	248
Passes Had Intercepted	25	22
Yards Gained Per Pass	5.8	6.6
Yards Gained Per Completion	11.4	14.0
PUNTS	63	62
Total Yardage of Punts	2,440	2,443
Average Length	38.7	39.4
Net avg. per punt	32.0	32.2
KICKOFF RETURNS	45	61
Total Yards Returned	800	1014
Average Length of Return	20.0	24.7
PENALTIES	93	71
Yards Penalized	851	599
Net Loss/Gain	-252	252
FUMBLES	35	39
Own Fumbles Recovered	14	18
Opponents' Fumbles Recovered	21	21
FIELD GOALS	4	7
Field Goals Attempted	8	14
TOTAL POINTS SCORED	213	300
Touchdowns Scored	29	40
Touchdowns Rushing	14	17
Touchdowns Passing	14	16
Touchdown Returns	1	7
Extra Points	27	35
Safeties	0	2

SCORING

	TDs	Ru	Pa	Int	Fu	KO	Pu	PAT	FG	S	Pts
<i>Soltau, Gordy</i>	1	0	1	0	0	0	0	26/28	4/7	0	44
Perry, Joe	6	5	1	0	0	0	0	0/0	0/0	0	36
Cason, Jim	4	1	3	0	0	0	0	0/0	0/0	0	24
Albert, Frank	3	3	0	0	0	0	0	0/0	0/0	0	18
Beals, Allyn	3	0	3	0	0	0	0	0/0	0/0	0	18
Strzykalski, John	3	2	1	0	0	0	0	0/0	0/0	0	18
<i>Sitko, Emil</i>	3	1	2	0	0	0	0	0/0	0/0	0	18
Gehrke, Fred	2	1	1	0	0	0	0	0/0	0/0	0	12
Banducci, Bruno	1	0	1	0	0	0	0	0/0	0/0	0	6
Livingston, Howie	1	0	0	1	0	0	0	0/0	0/0	0	6
Salata, Paul	1	0	1	0	0	0	0	0/0	0/0	0	6
Standlee, Norm	1	1	0	0	0	0	0	0/0	0/0	0	6
<i>Nix, Jack</i>	0	0	0	0	0	0	0	1/1	0/0	0	1
49ERS	29	14	14	1	0	0	0	27/29	4/7	0	213
OPPONENTS	40	17	16	3	3	1	0	35/39	7/14	2	300

Rookie Names in Italics

RUSHING	Att	Yds	Avg	LG	TD			
Perry, Joe	124	647	5.2	78t	5			
Strzykalski, John	136	612	4.5	38	2			
Albert, Frank	53	272	5.1	42	3			
Cason, Jim	38	129	3.4	24t	1			
Sitko, Emil	23	105	4.6	15	1			
Cathcart, Sam	33	76	2.3	17	0			
Gehrke, Fred	22	69	3.1	12	1			
Standlee, Norm	12	23	1.9	8	1			
Wagner, Lowell	2	5	2.5	3	0			
Cathcart, Royal	3	5	1.7	3	0			
Powers, Jim	3	4	1.3	3	0			
Lillywhite, Verl	7	4	0.6	5	0			
Garlin, Don	3	3	1.0	2	0			
Shoener, Hal	1	1	1.0	1	0			
49ERS	460	1,955	4.3	78t	14			
OPPONENTS	443	1,662	3.8	57t	17			
RECEIVING	No	Yds	Avg	LG	TD			
Loyd, Alex	32	402	12.6	38	0			
Cason, Jim	30	374	12.5	43	3			
Strzykalski, John	24	187	7.8	28	1			
Beals, Alyn	22	315	14.3	38	3			
Soltau, Gordy	14	170	12.1	28	1			
Perry, Joe	13	69	5.3	16	1			
Nix, Jack	9	114	12.7	50	0			
Cathcart, Sam	7	99	14.1	24	0			
Salata, Paul	5	46	9.2	17	1			
Sitko, Emil	3	43	14.3	28t	2			
Gehrke, Fred	3	29	9.7	13	1			
Bruce, Gail	1	10	10.0	10	0			
Lillywhite, Verl	1	6	6.0	6	0			
Banducci, Bruno	Lat	11		11t	1			
49ERS	164	1,875	11.4	50	14			
OPPONENTS	164	2,289	14.0	72t	16			
INTERCEPTIONS	No	Yds	Avg	LG	TD			
Powers, Jim	5	42	8.4	26	0			
Livingston, Howie	4	99	24.8	35t	1			
Wagner, Lowell	4	12	3.0	8	0			
Cathcart, Sam	3	58	19.3	19	0			
Grgich, Visco	1	37	37.0	37	0			
Cason, Jim	1	22	22.0	22	0			
Shoener, Hal	1	14	14.0	14	0			
Lillywhite, Verl	1	11	11.0	11	0			
Wismann, Pete	1	5	5.0	5	0			
Bruce, Gail	1	4	4.0	4	0			
49ERS	22	304	13.8	37	1			
OPPONENTS	25	429	17.2	50	3			
KICKOFF RETURNS	No	Yds	Avg	LG	TD			
Cathcart, Sam	13	311	23.9	62	0			
Perry, Joe	12	223	18.6	27	0			
Shoener, Hal	4	53	13.3	17	0			
Gehrke, Fred	2	57	28.5	32	0			
Cason, Jim	2	48	24.0	25	0			
Lillywhite, Verl	2	36	18.0	21	0			
Garlin, Don	1	24	24.0	24	0			
Sandifer, Dan	1	19	19.0	19	0			
Standlee, Norm	1	17	17.0	17	0			
Matthews, Clay	1	10	10.0	10	0			
Evans, Ray	1	2	2.0	2	0			
49ERS	40	800	20.0	62	0			
OPPONENTS	41	1,014	24.7	37	1			
PUNT RETURNS	No	Yds	Avg	LG	TD			
Cason, Jim	11	173	15.7	33	0			
Cathcart, Sam	16	185	11.6	29	0			
Gehrke, Fred	5	44	8.8	19	0			
Wagner, Lowell	1	4	4.0	4	0			
49ERS	33	406	12.3	33	0			
OPPONENTS	37	413	11.2	27	0			
PUNTING	No	Yds	Avg	LG	Bls			
Lillywhite, Verl	26	1,016	39.1	57	0			
Albert, Frank	37	1,424	38.5	64	1			
49ERS	63	2,440	38.7	64	1			
OPPONENTS	62	2,443	39.4	57	0			
PASSING	Att	Comp	Pct	Yds	LG	TD	Int	QB
Albert, Frank	306	155	50.7	1,767	43	14	23	52.3
Powers, Jim	20	9	45.0	108	50	0	2	22.5
49ERS	326	164	50.3	1,875	50	14	25	50.3
OPPONENTS	347	164	47.3	2,289	72t	16	22	57.9



1951 (7-4-1)

Lawrence T. Shaw, Coach

W	24	Cleveland (48,263), S-30	10
L	14	at Philadelphia (23,827), O-6	21
W	28	at Pittsburgh (27,124), O-14	24
L	7	at Chicago Bears (42,296), O-21	13
W	44	Los Angeles Rams (49,538), O-28	17
L	16	at Los Angeles Rams (54,346), N-4	23
W	19	New York Yanks (25,538), N-11	14
L	21	Chicago Cards (19,658), N-18	27
T	10	at New York Yanks (10,184), N-25	10
W	20	at Detroit (46,467), D-2	10
W	31	Green Bay (15,121), D-9	19
W	21	Detroit (27,276), D-16	17

255

205

TEAM STATISTICS

	49ers	Opp
TOTAL FIRST DOWNS	237	188
By Rushing	134	91
By Passing	92	84
By Penalties	11	13
TOTAL YARDS GAINED	4,321	3,862
By Rushing	2,366	1,549
By Passing	1,955	2,313
TOTAL PLAYS FROM SCRIMMAGE	915	900
Rushes	523	417
Average Gain Per Rush	4.5	3.7
FORWARD PASSES ATTEMPTED	281	353
Number Completed	154	158
Per Cent Completed	54.8	44.8
Yards Lost Passing	308	212
Passes Had Intercepted	9	33
Yards Gained Per Pass	7.0	6.5
Yards Gained Per Completion	12.7	14.6
PUNTS	54	70
Total Yardage of Punts	2,354	2,826
Average Length	43.6	40.4
Net avg. per punt	39.4	33.4
KICKOFF RETURNS	53	49
Total Yards Returned	820	957
Average Length of Return	21.6	21.8
PENALTIES	75	68
Yards Penalized	694	526
Net Loss/Gain	-168	168
FUMBLES	26	22
Own Fumbles Recovered	6	13
Opponents' Fumbles Recovered	9	20
FIELD GOALS	6	13
Field Goals Attempted	18	24
TOTAL POINTS SCORED	255	205
Touchdowns Scored	34	24
Touchdowns Rushing	19	9
Touchdowns Passing	14	15
Touchdown Returns	1	0
Extra Points	31	22
Safeties	1	0

SCORING

	TDs	Ru	Pa	Int	Fu	KO	Pu	PAT	FG	S	Pts
Soltau, Gordy	7	0	7	0	0	0	0	30/32	6/18	0	90
Arenas, Joe	4	3	1	0	0	0	0	0/0	0/0	0	24
Perry, Joe	4	3	1	0	0	0	0	0/0	0/0	0	24
Albert, Frank	3	3	0	0	0	0	0	0/0	0/0	0	18
Strzykalski, John	3	3	0	0	0	0	0	0/0	0/0	0	18
Wilson, Billy	3	0	3	0	0	0	0	0/0	0/0	0	18
Lillywhite, Verl	2	1	1	0	0	0	0	0/0	0/0	0	12
Monachino, Jim	2	2	0	0	0	0	0	0/0	0/0	0	12
Schabarum, Pete	2	2	0	0	0	0	0	0/0	0/0	0	12
Cason, Jim	1	0	0	1	0	0	0	0/0	0/0	0	6
Jessup, Bill	1	0	1	0	0	0	0	0/0	0/0	0	6
Nomellini, Leo	1	0	0	0	0	0	1	0/0	0/0	0	6
Tittle, Y.A.	1	1	0	0	0	0	0	0/0	0/0	0	6
Tanner, Hampton	0	0	0	0	0	0	0	0/0	0/0	1	2
Bruce, Gail	0	0	0	0	0	0	0	1/1	0/0	0	1
49ERS	34	18	14	1	0	0	1	31/33	6/18	1	255
OPPONENTS	24	9	15	0	0	0	0	22/24	13/24	0	205

Rookie Names in Italics

RUSHING

	Att	Yds	Avg	LG	TD
Perry, Joe	136	677	5.0	58t	3
Lillywhite, Verl	67	397	5.9	60t	1
Schabarum, Pete	76	311	4.1	67	2
Strzykalski, John	81	296	3.7	13	3
Arenas, Joe	34	183	5.4	15	3
Strickland, Bishop	34	165	4.9	15	0
Albert, Frank	35	146	4.2	34	3
Monachino, Jim	21	74	3.5	7	2
Standlee, Norm	16	65	4.1	13	0
White, Bob	8	33	4.1	9	0
Tittle, Y.A.	13	18	1.4	5	1
Cason, Jim	1	5	5.0	5	0
Soltau, Gordy	1	-4	-4.0	-4	0
49ERS	523	2,366	4.5	67	18
OPPONENTS	417	1,549	3.7	61	9

RECEIVING

	No	Yds	Avg	LG	TD
Soltau, Gordy	59	826	14.0	48t	7
Wilson, Billy	18	268	14.9	38	3
Perry, Joe	18	167	9.3	35	1
Beals, Alyn	12	126	10.5	22	0
Strzykalski, John	12	105	8.8	13	0
Lillywhite, Verl	11	125	11.4	29	1
Schabarum, Pete	10	162	16.2	47	0
Jessup, Bill	7	99	14.1	31	1
White, Bob	3	36	12.0	22	0
Arenas, Joe	1	12	12.0	12t	1
Berry, Rex	1	12	12.0	12	0
Cason, Jim	1	8	8.0	8	0
Monachino, Jim	1	6	6.0	6	0
Johnson, Bill	0	3	0.0	3	0
49ERS	154	1,955	12.7	48t	14
OPPONENTS	158	2,313	14.6	81t	15

INTERCEPTIONS

	No	Yds	Avg	LG	TD
Wagner, Lowell	9	115	12.8	40	0
Cason, Jim	8	147	18.4	65t	1
Berry, Rex	4	77	19.3	38	0
Powers, Jim	4	73	18.3	28	0
Lillywhite, Verl	3	47	15.7	24	0
Wismann, Pete	2	12	6.0	10	0
Carapella, Al	1	11	11.0	11	0
White, Bob	1	11	11.0	11	0
Brown, Hardy	1	5	5.0	5	0
49ERS	33	498	15.1	65t	1
OPPONENTS	19	223	11.7	62	0

KICKOFF RETURNS

	No	Yds	Avg	LG	TD
Arenas, Joe	21	542	25.8	49	0
Cason, Jim	10	196	19.6	41	0
Nomellini, Leo	2	27	13.5	16	0
Perry, Joe	1	32	32.0	32	0
Strickland, Bishop	1	14	14.0	14	0
Collins, Ray	1	6	6.0	6	0
Banducci, Bruno	1	3	3.0	3	0
Wilson, Billy	1	0	0.0	0	0
49ERS	38	820	21.6	49	0
OPPONENTS	44	957	21.8	63	0

PUNT RETURNS

	No	Yds	Avg	LG	TD
Arenas, Joe	21	272	13.0	51	0
Cason, Jim	13	115	8.9	20	0
Nomellini, Leo	1	20	20.0	20t	1
49ERS	35	407	11.6	51	1
OPPONENTS	21	140	6.7	58	0

PUNTING

	No	Yds	Avg	LG	Bk
Albert, Frank	34	1,506	44.3	66	0
Lillywhite, Verl	20	848	42.4	75	0
49ERS	54	2,354	43.6	75	0
OPPONENTS	70	2,826	40.4	67	1

PASSING

	Att	Comp	Pct	Yds	LG	TD	Int	QB
Tittle, Y.A.	114	63	55.3	808	48t	8	9	68.2
Albert, Frank	166	90	54.2	1,116	47	5	10	60.2
Perry, Joe	1	1	100.0	31	31t	1	0	158.3
49ERS	281	154	54.8	1,955	48t	14	19	65.2
OPPONENTS	353	158	44.8	2,313	81t	15	33	41.9



1952 (7-5)

Lawrence T. Shaw, Coach

W	17	Detroit (52,750), S-28	3
W	37	at Dallas Texans (12,566), O-5	14
W	28	at Detroit (42,842), O-12	0
W	40	at Chicago Bears (46,338), O-19	16
W	48	Dallas Texans (26,887), O-26	21
L	17	Chicago Bears (58,255), N-2	20
L	14	at New York Giants (54,230), N-9	23
W	23	at Washington (30,863), N-16	17
L	9	at Los Angeles Rams (64,450), N-23	35
L	21	Los Angeles Rams (49,420), N-30	34
L	7	Pittsburgh (13,886), D-7	24
W	24	Green Bay (17,579), D-14	14
285			221

TEAM STATISTICS

	49ers	Opp
TOTAL FIRST DOWNS	213	167
By Rushing	97	81
By Passing	104	76
By Penalties	12	10
TOTAL YARDS GAINED	4,276	3,495
By Rushing	1,905	1,566
By Passing	2,371	1,929
TOTAL PLAYS FROM SCRIMMAGE	884	887
Rushes	421	412
Average Gain Per Rush	5.0	3.8
FORWARD PASSES ATTEMPTED	342	342
Number Completed	174	151
Per Cent Completed	51.8	44.2
Yards Lost Passing	396	291
Passes Had Intercepted	23	17
Yards Gained Per Pass	5.8	4.7
Yards Gained Per Completion	13.6	12.8
PUNTS	68	78
Total Yardage of Punts	2,899	3,218
Average Length	42.6	41.3
Net avg. per punt	36.8	34.6
KICKOFF RETURNS	58	50
Total Yards Returned	798	1,242
Average Length of Return	22.2	23.9
PENALTIES	79	65
Yards Penalized	628	530
Net Loss/Gain	-98	98
FUMBLES	26	31
Own Fumbles Recovered	13	13
Opponents' Fumbles Recovered	18	13
FIELD GOALS	6	10
Field Goals Attempted	12	21
TOTAL POINTS SCORED	285	221
Touchdowns Scored	38	27
Touchdowns Rushing	16	10
Touchdowns Passing	19	15
Touchdown Returns	3	2
Extra Points	35	27
Field Goals	6	10
Safeties	2	1

SCORING	TDs	Ru	Pa	Int	Fu	KO	Pu	PAT	FG	S	Pts
Soltau, Gordy	7	0	7	0	0	0	0	34/36	6/12	0	94
McElhenny, Hugh	10	6	3	0	0	0	1	0/0	0/0	0	60
Perry, Joe	8	8	0	0	0	0	0	0/0	0/0	0	48
White, Bob	3	1	2	0	0	0	0	0/0	0/0	0	18
Wilson, Billy	3	0	3	0	0	0	0	0/0	0/0	0	18
O'Donahue, Pat	1	0	0	0	0	0	1	1/1	0/0	0	7
Albert, Frank	1	1	0	0	0	0	0	0/0	0/0	0	6
Aldridge, Ben	1	0	1	0	0	0	0	0/0	0/0	0	6
Arenas, Joe	1	0	1	0	0	0	0	0/0	0/0	0	6
Boone, J.R.	1	0	1	0	0	0	0	0/0	0/0	0	6
Burke, Don	1	0	0	1	0	0	0	0/0	0/0	0	6
Jessup, Bill	1	0	1	0	0	0	0	0/0	0/0	0	6
Momsen, Bob	0	0	0	0	0	0	0	0/0	0/0	1	2
Powell, Charlie	0	0	0	0	0	0	0	0/0	0/0	1	2
49ERS	38	16	19	1	0	0	2	35/37	6/12	2	285
OPPONENTS	27	10	15	0	1	0	1	27/27	10/21	1	221

Rookie Names in Italics

RUSHING	Att	Yds	Avg	LG	TD
Perry, Joe	158	725	4.6	78t	8
McElhenny, Hugh	98	684	7.0	89t	6
Arenas, Joe	44	183	4.2	14	0
Albert, Frank	22	87	4.0	29	1
Boone, J.R.	24	72	3.0	12	0
Strzykalski, John	16	53	3.3	11	0
Aldridge, Ben	13	36	2.8	11	0
White, Bob	24	33	1.4	17	1
Cathcart, Sam	6	21	3.5	7	0
Standlee, Norm	2	8	4.0	9	0
Berry, Rex	1	7	7.0	7	0
Nomellini, Leo	1	5	5.0	5	0
Meyers, Bob	1	2	2.0	2	0
Tittle, Y.A.	11	-11	-1.0	4	0
49ERS	421	1,905	4.5	89t	16
OPPONENTS	412	1,566	3.8	51	10

RECEIVING	No	Yds	Avg	LG	TD
Soltau, Gordy	55	774	14.1	49t	7
McElhenny, Hugh	26	367	14.1	77	3
Boone, J.R.	25	461	18.4	53	1
Wilson, Billy	23	304	13.2	40	3
Perry, Joe	15	81	5.4	17	0
White, Bob	12	173	14.4	60	2
Jessup, Bill	6	108	18.0	58	1
Arenas, Joe	5	47	9.4	14	1
Aldridge, Ben	4	22	5.5	16	1
Cathcart, Sam	2	15	7.5	13	0
Henke, Ed	1	13	13.0	13	0
Wagner, Lowell	1	6	6.0	6	0
Strzykalski, John	1	4	4.0	4	0
Banducci, Bruno	1	-4	-4.0	-4	0
49ERS	177	2,371	13.4	77	19
OPPONENTS	151	1,929	12.8	90t	15

INTERCEPTIONS	No	Yds	Avg	LG	TD
Wagner, Lowell	6	69	11.5	30	0
Cathcart, Sam	3	64	21.3	30	0
Powers, Jim	2	37	18.5	23	0
Berry, Rex	2	27	13.5	23	0
Cason, Jim	2	4	2.0	4	0
Burke, Don	1	35	35.0	35t	1
Brown, Hardy	1	16	16.0	16	0
49ERS	17	252	14.8	35t	1
OPPONENTS	23	299	13.0	38	0

KICKOFF RETURNS	No	Yds	Avg	LG	TD
Arenas, Joe	11	291	26.5	47	0
McElhenny, Hugh	18	396	22.0	40	0
Brown, Hardy	2	31	15.5	23	0
O'Donahue, Pat	2	17	8.5	10	0
Burke, Don	1	25	25.0	25	0
Cathcart, Sam	1	20	20.0	20	0
Nomellini, Leo	1	18	18.0	18	0
49ERS	36	798	22.2	47	0
OPPONENTS	52	1,242	23.9	52	0

PUNT RETURNS	No	Yds	Avg	LG	TD
McElhenny, Hugh	20	284	14.2	94t	1
Boone, J.R.	11	66	6.0	17	0
Arenas, Joe	7	40	5.7	13	0
Cathcart, Sam	1	23	23.0	23	0
O'Donahue, Pat	1	23	23.0	23t	1
49ERS	40	436	10.9	94t	2
OPPONENTS	29	359	12.4	82t	1

PUNTING	No	Yds	Avg	LG	Bik
Albert, Frank	68	2,899	42.6	70	0
49ERS	68	2,899	42.6	70	0
OPPONENTS	78	3,218	41.3	66	0

PASSING	Att	Comp	Pct	Yds	LG	TD	Int	QB
Albert, Frank	129	71	55.0	964	60t	8	10	67.5
Tittle, Y.A.	208	106	51.0	1,407	77	11	12	66.3
Arenas, Joe	1	0	0.0	0	0	0	0	39.6
Cathcart, Sam	1	0	0.0	0	0	0	1	0.0
Powers, Jim	1	0	0.0	0	0	0	0	39.6
Perry, Joe	2	0	0.0	0	0	0	0	39.6
49ERS	342	177	51.8	2,371	77	19	23	64.6
OPPONENTS	342	151	44.2	1,929	90t	15	17	56.3



1953 (9-3)

Lawrence T. Shaw, Coach

W	31	Philadelphia (25,000), S-27	21
W	31	Los Angeles Rams (41,446), O-4	30
L	21	at Detroit (56,080), O-11	24
W	35	at Chicago Bears (36,909), O-18	28
L	10	Detroit (52,300), O-25	14
W	24	Chicago Bears (26,308), N-1	14
W	31	at Los Angeles Rams (85,856), N-8	27
L	21	at Cleveland (80,698), N-15	23
W	37	at G.B. in Milwaukee (16,378), N-22	7
W	38	at Baltimore (26,005), N-29	21
W	48	Green Bay (31,337), D-6	14
W	45	Baltimore (23,932), D-13	14
372			237

TEAM STATISTICS		49ers	Opp
TOTAL FIRST DOWNS		243	206
By Rushing		128	99
By Passing		99	95
By Penalties		16	12
TOTAL YARDS GAINED		4,398	3,425
By Rushing		2,230	1,548
By Passing		2,168	1,877
TOTAL PLAYS FROM SCRIMMAGE		825	830
Rushes		443	398
Average Gain Per Rush		5.0	3.9
FORWARD PASSES ATTEMPTED		322	356
Number Completed		174	173
Per Cent Completed		54.0	48.6
Yards Lost Passing		239	223
Passes Had Intercepted		19	23
Yards Gained Per Pass		6.7	5.3
Yards Gained Per Completion		12.5	10.8
PUNTS		42	60
Total Yardage of Punts		1,706	2,457
Average Length		40.6	41.0
Net avg. per punt		37.5	35.8
KICKOFF RETURNS		49	69
Number Returned		43	59
Total Yards Returned		1,105	1,264
Average Length of Return		25.7	21.4
PENALTIES		90	71
Yards Penalized		772	615
Net Loss/Gain		-157	157
FUMBLES		28	33
Own Fumbles Recovered		9	16
Opponents' Fumbles Recovered		17	19
FIELD GOALS		10	9
Field Goals Attempted		13	16
TOTAL POINTS SCORED		372	237
Touchdowns Scored		49	30
Touchdowns Rushing		26	12
Touchdowns Passing		22	17
Touchdown Returns		1	1
Extra Points		48	30
Field Goals		10	9
Safeties		0	0

SCORING	TDs	Ru	Pa	Int	Fu	KO	Pu	PAT	FG	S	Pts
Soltau, Gordy	6	0	6	0	0	0	0	48/49	10/15	0	114
Perry, Joe	13	10	3	0	0	0	0	0/0	0/3	0	78
Wilson, Billy	10	0	10	0	0	0	0	0/0	0/0	0	60
Arenas, Joe	7	6	1	0	0	0	0	0/0	0/0	0	42
Tittle, Y.A.	6	6	0	0	0	0	0	0/0	0/0	0	36
McElhenny, Hugh	5	3	2	0	0	0	0	0/0	0/0	0	30
Berry, Rex	1	0	0	1	0	0	0	0/0	0/0	0	6
Mixon, Billy	1	1	0	0	0	0	0	0/0	0/0	0	6
49ERS	49	26	22	1	0	0	0	48/49	10/18	0	372
OPPONENTS	30	12	17	0	1	0	0	30/30	9/16	0	237

Rookie Names in Italics

RUSHING	Att	Yds	Avg	LG	TD
Perry, Joe	192	1,018	5.3	51t	10
McElhenny, Hugh	112	503	4.5	33	3
Arenas, Joe	72	380	5.3	60t	6
Mixon, Billy	25	176	7.0	33	1
Schabaram, Pete	18	104	5.8	23	0
Tittle, Y.A.	14	41	2.9	14	6
Monachino, Jim	4	10	2.5	5	0
Wagner, Lowell	1	4	4.0	4	0
Ledyard, Hal	1	3	3.0	3	0
Bahnsen, Ken	1	1	1.0	1	0
Powers, Jim	3	-10	-3.3	0	0
49ERS	443	2,230	5.0	60t	26
OPPONENTS	398	1,548	3.9	48	12

RECEIVING	No	Yds	Avg	LG	TD
Wilson, Billy	51	840	16.5	61t	10
Soltau, Gordy	43	620	14.4	54t	6
McElhenny, Hugh	30	474	15.8	71	2
Perry, Joe	19	191	10.1	60t	3
Arenas, Joe	10	113	11.3	38	1
Schabaram, Pete	10	96	9.6	31	0
Babcock, Harry	7	59	8.4	13	0
Monachino, Jim	2	9	4.5	9	0
Mixon, Billy	1	7	7.0	7	0
Hogland, Doug	1	-2	-2.0	-2	0
49ERS	174	2,407	13.8	71	22
OPPONENTS	173	2,100	12.1	66t	17

INTERCEPTIONS	No	Yds	Avg	LG	TD
Berry, Rex	7	142	20.3	29	1
Wagner, Lowell	6	135	22.5	32	0
Bruney, Fred	5	59	11.8	23	0
Arenas, Joe	2	29	14.5	17	0
Morton, John	2	16	8.0	9	0
Brown, Hardy	1	7	7.0	7	0
49ERS	23	388	16.9	32	1
OPPONENTS	19	204	10.7	30	0

KICKOFF RETURNS	No	Yds	Avg	LG	TD
Arenas, Joe	16	551	34.4	82	0
McElhenny, Hugh	15	368	24.5	55	0
Schabaram, Pete	2	50	25.0	27	0
Bruney, Fred	2	46	23.0	25	0
Perry, Joe	2	21	10.5	11	0
Babcock, Harry	2	3	1.5	3	0
Berry, Rex	1	37	37.0	37	0
Bahnsen, Ken	1	21	21.0	21	0
Nomellini, Leo	1	5	5.0	5	0
Brown, Hardy	1	3	3.0	3	0
49ERS	43	1,105	25.7	82	0
OPPONENTS	59	1,264	21.4	78	0

PUNT RETURNS	No	Yds	Avg	LG	TD
McElhenny, Hugh	15	104	6.9	25	0
Arenas, Joe	8	93	11.6	50	0
Berry, Rex	7	42	6.0	17	0
Schabaram, Pete	2	0	0.0	0	0
Bruney, Fred	1	11	11.0	11	0
49ERS	33	250	7.6	50	0
OPPONENTS	27	109	4.0	13	0

PUNTING	No	Yds	Avg	LG	Bk
Powers, Jim	42	1,706	40.6	55	1
49ERS	42	1,706	40.6	55	1
OPPONENTS	60	2,457	41.0	61	0

PASSING	Att	Comp	Pct	Yds	LG	TD	Int	QB
Tittle, Y.A.	259	149	57.5	2,121	71t	20	16	84.2
Powers, Jim	49	22	44.9	259	28	1	2	51.3
McElhenny, Hugh	3	2	66.7	13	11t	1	0	115.3
Perry, Joe	1	1	100.0	14	14	0	0	118.8
Arenas, Joe	1	0	0.0	0	0	0	0	39.6
Ledyard, Hal	9	0	0.0	0	0	0	0	39.6
49ERS	322	174	54.0	2,407	71t	22	18	77.8
OPPONENTS	356	173	48.6	1,877	66t	17	23	53.6



1954 (7-4-1)

Lawrence T. Shaw, Coach

W	41	Washington (32,085), S-26	7
T	24	at Los Angeles Rams (79,208), O-3	24
W	23	at G.B. in Milwaukee (15,571), O-10	17
W	27	at Chicago Bears (42,935), O-17	24
W	37	Detroit (58,891), O-24	31
L	27	Chicago Bears (49,833), O-31	31
L	34	Los Angeles Rams (58,758), N-7	42
L	7	at Detroit (58,431), N-14	48
W	31	at Pittsburgh (37,001), N-20	3
L	13	at Baltimore (23,875), N-28	17
W	35	Green Bay (32,012), D-5	0
W	10	Baltimore (25,456), D-11	7
313			251

TEAM STATISTICS		49ers	Opp
TOTAL FIRST DOWNS		252	207
By Rushing		125	74
By Passing		109	122
By Penalties		18	11
TOTAL YARDS GAINED		4,704	4,020
By Rushing		2,498	1,371
By Passing		2,206	2,649
TOTAL PLAYS FROM SCRIMMAGE		863	800
Rushes		442	348
Average Gain Per Rush		5.7	3.9
FORWARD PASSES ATTEMPTED		340	374
Number Completed		187	193
Per Cent Completed		55.0	51.6
Yards Lost Passing		238	366
Passes Had Intercepted		12	19
Yards Gained Per Pass		6.5	7.1
Yards Gained Per Completion		11.8	13.7
PUNTS		60	59
Total Yardage of Punts		2,221	2,420
Average Length		37.0	41.0
Net avg. per punt		32.2	34.8
KICKOFF RETURNS		51	64
Number Returned		39	57
Total Yards Returned		930	1,145
Average Length of Return		23.8	20.1
PENALTIES		73	51
Yards Penalized		614	426
Net Loss/Gain		-188	188
FUMBLES		30	29
Own Fumbles Recovered		17	14
Opponents' Fumbles Recovered		18	13
FIELD GOALS		12	9
Field Goals Attempted		21	19
TOTAL POINTS SCORED		313	251
Touchdowns Scored		40	32
Touchdowns Rushing		28	8
Touchdowns Passing		10	24
Touchdown Returns		2	0
Extra Points		37	32
Field Goals		12	9
Safeties		0	0

SCORING	TDs	Ru	Pa	Int	Fu	KO	Pu	PAT	FG	S	Pts
Soltau, Gordy	2	0	2	0	0	0	0	31/33	11/18	0	76
Perry, Joe	8	8	0	0	0	0	0	6/7	1/3	0	57
Johnson, John Henry	9	9	0	0	0	0	0	0/0	0/0	0	54
McElhenny, Hugh	6	6	0	0	0	0	0	0/0	0/0	0	36
Wilson, Billy	5	0	5	0	0	0	0	0/0	0/0	0	30
Tittle, Y.A.	4	4	0	0	0	0	0	0/0	0/0	0	24
Jessup, Bill	3	0	3	0	0	0	0	0/0	0/0	0	18
Berry, Rex	1	0	0	1	0	0	0	0/0	0/0	0	6
Brown, Hardy	1	0	0	1	0	0	0	0/0	0/0	0	6
Schabaram, Pete	1	1	0	0	0	0	0	0/0	0/0	0	6
49ERS	40	28	10	2	0	0	0	37/40	12/21	0	313
OPPONENTS	32	8	24	0	0	0	0	32/32	9/19	0	251

Rookie Names in Italics

RUSHING	Att	Yds	Avg	LG	TD			
Perry, Joe	173	1,049	6.1	58	8			
Johnson, John Henry	129	681	5.3	38t	9			
McElhenny, Hugh	64	515	8.1	60t	6			
Schabaram, Pete	21	79	3.8	16	1			
Arenas, Joe	11	77	7.0	26	0			
Tittle, Y.A.	28	68	2.4	10	4			
Mixon, Billy	7	19	2.7	7	0			
Cassara, Frank	3	17	5.7	10	0			
Galiffa, Arnie	1	2	2.0	2	0			
Tidwell, Billy	1	1	1.0	1	0			
Cason, Jim	2	1	0.5	3	0			
Jessup, Bill	1	-5	-5.0	-5	0			
Brown, Pete	1	-6	-6.0	-6	0			
49ERS	442	2,498	5.7	60t	28			
OPPONENTS	348	1,371	3.9	43t	8			
RECEIVING	No	Yds	Avg	LG	TD			
Wilson, Billy	60	830	13.8	43	5			
Jessup, Bill	30	565	18.8	68t	3			
Johnson, John Henry	28	183	6.5	34	0			
Perry, Joe	26	203	7.8	70	0			
Soltau, Gordy	22	316	14.4	42	2			
McElhenny, Hugh	8	162	20.3	53	0			
Babcock, Harry	6	91	15.2	33	0			
Schabaram, Pete	4	70	17.5	42	0			
Arenas, Joe	2	12	6.0	12	0			
Cassara, Frank	1	12	12.0	12	0			
49ERS	187	2,444	13.1	70	10			
OPPONENTS	193	3,015	15.6	78t	24			
INTERCEPTIONS	No	Yds	Avg	LG	TD			
Berry, Rex	3	69	23.0	34t	1			
Brown, Hardy	3	42	14.0	41t	1			
Williams, John	3	28	9.3	15	0			
Arenas, Joe	3	26	8.7	26	0			
Carapella, Al	2	40	20.0	27	0			
Mixon, Billy	2	6	3.0	3	0			
Brown, Pete	1	47	47.0	47	0			
Toneff, Bob	1	15	15.0	15	0			
Schabaram, Pete	1	9	9.0	9	0			
49ERS	19	282	14.8	47	2			
OPPONENTS	12	167	13.9	33	0			
KICKOFF RETURNS	No	Yds	Avg	LG	TD			
Arenas, Joe	16	362	22.6	41	0			
Tidwell, Billy	10	287	28.7	65	0			
McElhenny, Hugh	8	210	26.3	51	0			
Johnson, John Henry	2	25	12.5	19	0			
Schabaram, Pete	1	34	34.0	34	0			
Toneff, Bob	1	10	10.0	10	0			
Hogland, Doug	1	2	2.0	2	0			
49ERS	39	930	23.9	65	0			
OPPONENTS	57	1,145	20.1	43	0			
PUNT RETURNS	No	Yds	Avg	LG	TD			
Arenas, Joe	23	117	5.1	23	0			
McElhenny, Hugh	8	78	9.8	32	0			
Tidwell, Billy	3	0	0.0	17	0			
Schabaram, Pete	2	10	5.0	10	0			
49ERS	36	205	5.7	32	0			
OPPONENTS	40	269	6.7	47	0			
PUNTING	No	Yds	Avg	LG	Blk			
Brown, Pete	49	1,837	37.5	51	0			
Brown, Hardy	10	384	38.4	58	0			
Berry, Rex	1	0	0.0	0	0			
49ERS	60	2,221	37.0	58	0			
OPPONENTS	59	2,420	41.0	60	0			
PASSING	Att	Comp	Pct	Yds	LG	TD	Int	QB
Tittle, Y.A.	295	170	57.6	2,205	70	9	9	78.7
Cason, Jim	13	7	53.9	40	25	0	1	27.7
Duncan, Maury	14	4	28.6	82	29	0	2	11.9
Galiffa, Arnie	12	3	25.0	54	25	0	0	45.8
Johnson, John Henry	2	1	50.0	10	10t	1	0	104.2
Brown, Pete	1	1	100.0	19	19	0	0	118.8
Perry, Joe	1	1	100.0	34	34	0	0	118.8
Schabaram, Pete	1	0	0.0	0	0	0	0	39.6
Tidwell, Billy	1	0	0.0	0	0	0	0	39.6
49ERS	340	187	55.0	2,444	70	10	12	73.0
OPPONENTS	374	193	51.6	2,649	78t	24	19	74.8



1955 (4-8)

Norman P. Strader, Coach

L	14	Los Angeles Rams (58,772), S-25	23
L	3	Cleveland (43,595), O-2	38
W	20	at Chicago Bears (41,651), O-9	19
W	27	at Detroit (50,179), O-16	24
L	23	Chicago Bears (56,350), O-23	34
W	38	Detroit (44,831), O-30	21
L	14	at Los Angeles Rams (71,832), N-6	27
L	0	at Washington (25,112), N-13	7
L	21	at G.B. in Milwaukee(19,099), N-20	27
L	14	at Baltimore (33,485), N-27	26
L	7	Green Bay (32,897), D-4	28
W	35	Baltimore (33,471), D-11	24
216			308

TEAM STATISTICS		49ers	Opp
TOTAL FIRST DOWNS		204	250
By Rushing		102	132
By Passing		80	103
By Penalties		13	15
TOTAL YARDS GAINED		3,651	4,008
By Rushing		1,713	2,135
By Passing		1,938	1,873
TOTAL PLAYS FROM SCRIMMAGE		786	930
Rushes		408	538
Average Gain Per Rush		4.2	4.0
FORWARD PASSES ATTEMPTED		303	311
Number Completed		151	147
Per Cent Completed		49.8	47.3
Yards Lost Passing		287	172
Passes Had Intercepted		28	21
Yards Gained Per Pass		6.4	6.0
Yards Gained Per Completion		12.8	12.7
PUNTS		63	59
Total Yardage of Punts		2,558	2,559
Average Length		40.6	43.4
Net avg. per punt		34.4	38.8
KICKOFF RETURNS		51	59
Number Returned		51	37
Total Yards Returned		1,097	867
Average Length of Return		25.5	23.4
PENALTIES		64	58
Yards Penalized		541	528
FUMBLES		25	19
Own Fumbles Recovered		7	6
Opponents' Fumbles Recovered		13	18
FIELD GOALS		3	12
Field Goals Attempted		12	24
TOTAL POINTS SCORED		216	298
Touchdowns Scored		30	37
Touchdowns Rushing		12	24
Touchdowns Passing		17	10
Touchdowns Returns		1	3
Extra Points		27	36
Field Goals		3	12
Safeties		0	2

SCORING	TDs	Ru	Pa	Int	Fu	KO	Pu	PAT	FG	S	Pts
Soltau, Gordy	1	0	1	0	0	0	0	27/30	3/12	0	42
Wilson, Billy	7	0	7	0	0	0	0	0/0	0/0	0	42
McElhenny, Hugh	6	4	2	0	0	0	0	0/0	0/0	0	36
Moegle, Dicky	5	5	0	0	0	0	0	0/0	0/0	0	30
Hardy, Carroll	4	0	4	0	0	0	0	0/0	0/0	0	24
Perry, Joe	3	2	1	0	0	0	0	0/0	0/0	0	18
Arenas, Joe	2	0	2	0	0	0	0	0/0	0/0	0	12
Berry, Rex	1	0	0	1	0	0	0	0/0	0/0	0	6
Johnson, John Henry	1	1	0	0	0	0	0	0/0	0/0	0	6
49ERS	30	12	17	1	0	0	0	27/30	3/12	0	216
OPPONENTS	37	24	10	2	0	0	1	36/37	12/24	2	298

Rookie Names in Italics

RUSHING	Att	Yds	Avg	LG	TD
Perry, Joe	156	701	4.5	42	2
McElhenny, Hugh	90	327	3.6	44	4
Moegle, Dicky	41	235	5.7	39	5
Arenas, Joe	37	150	4.1	30	0
Tittle, Y.A.	23	114	5.0	35	0
Johnson, John Henry	19	69	3.6	12	1
Laughlin, Bud	20	58	2.9	14	0
Hardy, Carroll	15	37	2.5	14	0
Harkey, Lem	6	27	4.5	15	0
Duncan, Maury	1	-5	-5.0	-5	0
49ERS	408	1,713	4.2	44	12
OPPONENTS	538	2,135	4.0	49	24

RECEIVING	No	Yds	Avg	LG	TD
Wilson, Billy	53	831	15.7	72t	7
Soltau, Gordy	26	358	13.8	36	1
Perry, Joe	19	55	2.9	19	1
Arenas, Joe	13	255	19.6	53t	2
Hardy, Carroll	12	338	28.2	78t	4
McElhenny, Hugh	11	203	18.5	55t	2
Laughlin, Bud	8	54	6.8	27	0
Moegle, Dicky	4	94	23.5	53	0
Babcock, Harry	3	31	10.3	16	0
Johnson, John Henry	2	6	3.0	11	0
49ERS	151	2,225	14.7	78t	17
OPPONENTS	147	2,045	13.9	60t	10

INTERCEPTIONS	No	Yds	Avg	LG	TD
Moegle, Dicky	6	50	8.3	37	0
Berry, Rex	3	69	23.0	44t	1
Brown, Hardy	2	28	14.0	18	0
Madreos, George	2	23	11.5	19	0
Luna, Bob	2	0	0.0	0	0
Johnson, John Henry	1	29	29.0	29	0
Matthews, Clay	1	19	19.0	13	0
Carr, Paul	1	11	11.0	11	0
Stolhandski, Tom	1	6	6.0	6	0
Arenas, Joe	1	0	0.0	0	0
Campbell, Marion	1	0	0.0	0	0
Powell, Charlie	(lat) 0	7		7	0
49ERS	21	242	11.5	44t	1
OPPONENTS	28	299	10.7	55t	2

KICKOFF RETURNS	No	Yds	Avg	LG	TD
Arenas, Joe	24	594	24.8	42	0
Moegle, Dicky	10	249	24.9	61	0
McElhenny, Hugh	9	189	21.0	31	0
Hardy, Carroll	3	65	21.7	30	0
Laughlin, Bud	1	25	25.0	25	0
Toneff, Bob	1	13	13.0	13	0
Hazeltine, Matt	1	9	9.0	9	0
Powell, Charlie	1	2	2.0	2	0
Palatella, Lou	1	1	1.0	1	0
49ERS	51	1,147	22.5	61	0
OPPONENTS	37	865	23.4	56	0

PUNT RETURNS	No	Yds	Avg	LG	TD
Arenas, Joe	21	55	2.6	7	0
Moegle, Dicky	8	36	4.5	21	0
McElhenny, Hugh	7	10	1.4	10	0
Berry, Rex	1	11	11.0	11	0
Johnson, John Henry	1	6	6.0	6	0
Carapella, Al	1	0	0.0	0	0
49ERS	39	118	3.0	21	0
OPPONENTS	40	369	9.2	37	1

PUNTING	No	Yds	Avg	LG	Bik
Luna, Bobby	63	2,558	40.6	63	3
49ERS	63	2,558	40.6	63	3
OPPONENTS	59	2,559	43.4	73	0

PASSING	Att	Comp	Pct	Yds	LG	TD	Int	QB
Tittle, Y.A.	287	147	51.2	2,185	78t	17	28	56.6
Duncay, Maury	12	4	33.3	40	27	0	0	43.8
Arenas, Joe	1	0	0.0	0	0	0	0	39.6
Moegle, Dicky	1	0	0.0	0	0	0	0	39.6
Perry, Joe	2	0	0.0	0	0	0	0	39.6
49ERS	303	151	49.8	2,225	78t	17	28	54.4
OPPONENTS	311	147	47.3	2,045	60t	10	21	51.5



1956 (5-6-1)

Frank C. Albert, Coach

L	21	New York Giants (41,751), S-30	38
W	33	Los Angeles Rams (56,489), O-7	30
L	7	at Chicago Bears (47,526), O-14	31
L	17	at Detroit (55,662), O-21	20
L	21	Chicago Bears (52,612), O-28	38
L	13	Detroit (46,708), N-4	17
L	6	at Los Angeles Rams (69,828), N-11	30
W	17	at Green Bay (17,986), N-18	16
T	10	at Philadelphia (19,326), N-25	10
W	20	at Baltimore (37,227), D-2	17
W	38	Green Bay (32,433), D-8	20
W	30	Baltimore (43,791), D-16	17
233			284

TEAM STATISTICS		49ers	Opp
TOTAL FIRST DOWNS		221	236
By Rushing		101	124
By Passing		107	103
By Penalties		13	9
TOTAL YARDS GAINED		3,813	4,162
By Rushing		1,836	2,192
By Passing		1,977	1,970
TOTAL PLAYS FROM SCRIMMAGE		795	827
Rushes		419	481
Average Gain Per Rush		4.4	4.6
FORWARD PASSES ATTEMPTED		297	279
Number Completed		162	147
Per Cent Completed		54.6	52.7
Yards Lost Passing		285	145
Passes Had Intercepted		19	17
Yards Gained Per Pass		6.7	7.1
Yards Gained Per Completion		12.2	13.4
PUNTS		59	42
Total Yardage of Punts		2,268	1,709
Average Length		38.4	40.7
Net avg. per punt		36.0	36.4
KICKOFF RETURNS		62	51
Number Returned		51	42
Total Yards Returned		1,257	988
Average Length of Return		24.7	23.5
PENALTIES		57	37
Yards Penalized		562	321
FUMBLES		17	27
Own Fumbles Recovered		5	10
Opponents' Fumbles Recovered		17	12
FIELD GOALS		13	14
Field Goals Attempted		20	25
TOTAL POINTS SCORED		233	284
Touchdowns Scored		28	35
Touchdowns Rushing		17	23
Touchdowns Passing		8	12
Touchdowns Returns		3	0
Extra Points		26	32
Field Goals		13	14
Safeties		0	0

SCORING	TDs	Ru	Pa	Int	Fu	KO	Pu	PAT	FG	S	Pts
SoItau, Gordy	1	0	1	0	0	0	0	26/28	13/20	0	71
McElhenny, Hugh	8	8	0	0	0	0	0	0/0	0/0	0	48
Wilson, Billy	5	0	5	0	0	0	0	0/0	0/0	0	30
Tittle, Y.A.	4	4	0	0	0	0	0	0/0	0/0	0	24
Arenas, Joe	3	0	1	0	0	1	1	0/0	0/0	0	18
Perry, Joe	3	3	0	0	0	0	0	0/0	0/0	0	18
Johnson, John Henry	2	2	0	0	0	0	0	0/0	0/0	0	12
Conner, Clyde	1	0	1	0	0	0	0	0/0	0/0	0	6
Moegle, Dicky	1	0	0	1	0	0	0	0/0	0/0	0	6
49ERS	28	17	8	1	0	1	1	26/28	13/20	0	233
OPPONENTS	35	23	12	0	0	0	0	32/34	14/25	0	284

Rookie Names in Italics

RUSHING	Att	Yds	Avg	LG	TD
McElhenny, Hugh	185	916	5.0	86t	8
Perry, Joe	115	520	4.5	39	3
Johnson, John Henry	80	301	3.8	54	2
Tittle, Y.A.	24	67	2.8	13	4
Moegle, Dicky	7	18	2.6	12	0
Morrall, Earl	6	10	1.7	8	0
McCormick, Tom	2	4	2.0	2	0
49ERS	419	1,836	4.4	86t	17
OPPONENTS	481	2,192	4.6	59t	18

RECEIVING	No	Yds	Avg	LG	TD
Wilson, Billy	60	889	14.8	77t	5
Conner, Clyde	22	362	16.5	49	1
SoItau, Gordy	18	299	16.6	33	1
Perry, Joe	18	104	5.8	20	0
McElhenny, Hugh	16	193	12.1	22	0
Arenas, Joe	14	226	16.1	50	1
Johnson, John Henry	8	90	11.3	28	0
Moegle, Dicky	3	79	26.3	37	0
Jessup, Bill	2	7	3.5	10	0
Smith, Charlie	1	13	13.0	13	0
49ERS	162	2,262	14.0	77t	8
OPPONENTS	147	2,115	14.4	69t	12

INTERCEPTIONS	No	Yds	Avg	LG	TD
Moegle, Dicky	6	75	12.5	31t	1
Berry, Rex	3	20	6.7	20	0
Carr, Paul	2	18	9.0	11	0
Maderos, George	2	2	1.0	2	0
Hazeltine, Matt	1	7	7.0	7	0
Sharkey, Ed	1	4	4.0	4	0
Holladay, Bob	1	0	0.0	0	0
Smith, Ernie	1	0	0.0	0	0
49ERS	17	126	7.4	31t	1
OPPONENTS	19	330	17.4	35	0

KICKOFF RETURNS	No	Yds	Avg	LG	TD
Arenas, Joe	27	801	29.7	96	1
McElhenny, Hugh	13	300	23.1	36	0
Moegle, Dicky	2	39	19.5	22	0
Maderos, George	2	21	10.5	12	0
Johnson, John Henry	1	23	23.0	23	0
Goad, Paul	1	18	18.0	18	0
McCormick, Tom	1	18	18.0	18	0
Smith, Charlie	1	14	14.0	14	0
Carr, Paul	1	11	11.0	11	0
Gonzaga, John	1	6	6.0	6	0
Herchman, Bill	1	6	6.0	6	0
49ERS	51	1,257	24.7	96t	1
OPPONENTS	42	988	23.5	45	0

PUNT RETURNS	No	Yds	Avg	LG	TD
Arenas, Joe	19	117	6.2	67	1
McElhenny, Hugh	15	38	2.5	12	0
Moegle, Dicky	1	5	5.0	5	0
49ERS	35	160	4.6	67	1
OPPONENTS	35	123	3.5	16	0

PUNTING	No	Yds	Avg	LG	Bik
Morrall, Earl	45	1,705	37.9	57	0
Jessup, Bill	14	563	40.2	63	0
49ERS	59	2,268	38.4	63	0
OPPONENTS	42	1,709	40.7	56	0

PASSING	Att	Comp	Pct	Yds	LG	TD	Int	QB
Tittle, Y.A.	218	124	56.9	1,641	77t	7	12	68.6
Morrall, Earl	78	38	48.7	621	37	1	6	48.1
McElhenny, Hugh	1	0	0.0	0	0	0	1	0.0
49ERS	297	162	54.6	2,262	77t	8	19	61.6
OPPONENTS	279	147	52.7	2,329	69t	12	17	69.7



1957 (8-4/8-5)

Frank C. Albert, Coach

L	10	Chicago Cards (35,743), S-29	20
W	23	Los Angeles Rams (59,637), O-6	20
W	21	at Chicago Bears (45,310), O-13	17
W	24	at G.B. in Milwaukee (18,919), O-20	14
W	21	Chicago Bears (56,693), O-27	17
W	35	Detroit (59,702), N-3	31
L	24	at Los Angeles Rams (102,368), N-10	37
L	10	at Detroit (56,915), N-17	31
L	21	at Baltimore (50,073), N-24	27
W	27	at New York Giants (54,121), D-1	17
W	17	Baltimore (59,950), D-8	13
W	27	Green Bay (59,100), D-15	20
287			295

NFC PLAYOFF - DEC. 22

(at San Francisco - Kezar Stadium)

L	27	Detroit (60,118)	31
---	----	------------------	----

TEAM STATISTICS		49ers	Opp
TOTAL FIRST DOWNS		223	239
By Rushing		92	107
By Passing		115	117
By Penalties		16	15
TOTAL YARDS GAINED		3,658	4,248
By Rushing		1,622	1,847
By Passing		2,036	2,401
TOTAL PLAYS FROM SCRIMMAGE		754	837
Rushes		377	434
Average Gain Per Rush		4.6	4.3
FORWARD PASSES ATTEMPTED		305	332
Number Completed		191	182
Per Cent Completed		62.6	54.8
Yards Lost Passing		371	181
Passes Had Intercepted		18	18
Yards Gained Per Pass		6.7	7.2
Yards Gained Per Completion		10.7	13.2
PUNTS		57	47
Total Yardage of Punts		2,550	1,894
Average Length		44.7	40.3
Net avg. per punt		39.7	36.9
KICKOFF RETURNS		56	56
Number Returned		42	45
Total Yards Returned		1,096	928
Average Length of Return		26.1	20.6
PENALTIES		66	55
Yards Penalized		629	502
FUMBLES		22	25
Own Fumbles Recovered		8	9
Opponents' Fumbles Recovered		16	14
FIELD GOALS		9	13
Field Goals Attempted		15	24
TOTAL POINTS SCORED		260	264
Touchdowns Scored		33	32
Touchdowns Rushing		15	18
Touchdowns Passing		17	13
Touchdowns Returns		1	1
Extra Points		33	31
Field Goals		9	13
Safeties		1	1

SCORING	TDs	Ru	Pa	Int	Fu	KO	Pu	PAT	FG	S	Pts
Soltau, Gordy	0	0	0	0	0	0	0	33/33	9/15	0	60
Tittle, Y.A.	6	6	0	0	0	0	0	0/0	0/0	0	36
Wilson, Billy	6	0	6	0	0	0	0	0/0	0/0	0	36
Owens, R.C.	5	0	5	0	0	0	0	0/0	0/0	0	30
Conner, Clyde	4	0	4	0	0	0	0	0/0	0/0	0	24
Babb, Gene	3	3	0	0	0	0	0	0/0	0/0	0	18
McElhenny, Hugh	3	1	2	0	0	0	0	0/0	0/0	0	18
Perry, Joe	3	3	0	0	0	0	0	0/0	0/0	0	18
Arenas, Joe	1	1	0	0	0	0	0	0/0	0/0	0	6
Herchman, Bill	1	0	0	1	0	0	0	0/0	0/0	0	6
Moegle, Dicky	1	1	0	0	0	0	0	0/0	0/0	0	6
Nomellini, Leo	0	0	0	0	0	0	0	0/0	0/0	1	2
49ERS	33	15	17	1	0	0	0	33/33	9/15	1	260
OPPONENTS	32	18	13	1	0	0	0	31/32	13/24	1	264

Rookie Names in Italics

RUSHING	Att	Yds	Avg	LG	TD
McElhenny, Hugh	102	478	4.7	61	1
Perry, Joe	97	454	4.7	34	3
Babb, Gene	102	330	3.2	19	3
Tittle, Y.A.	40	220	5.5	45	6
Barnes, Larry	20	78	3.9	16	0
Moegle, Dicky	9	48	5.3	18t	1
Arenas, Joe	5	14	2.8	7t	1
Brodie, John	2	0	0.0	0	0
49ERS	377	1,622	4.6	61	15
OPPONENTS	434	1,847	4.3	49	23

RECEIVING	No	Yds	Avg	LG	TD
Wilson, Billy	52	757	14.6	40	6
McElhenny, Hugh	37	458	12.4	43	2
Conner, Clyde	30	412	13.7	41	4
Owens, R.C.	27	395	14.6	46t	5
Babb, Gene	20	141	7.1	17	0
Perry, Joe	15	130	8.7	17	0
Soltau, Gordy	5	47	9.4	18	0
Jessup, Bill	2	29	14.5	22	0
Powell, Charlie	1	27	27.0	27	0
Arenas, Joe	1	10	10.0	10	0
Barnes, Larry	1	1	1.0	1	0
49ERS	191	2,407	12.6	46t	17
OPPONENTS	182	2,582	14.2	82t	13

INTERCEPTIONS	No	Yds	Avg	LG	TD
Moegle, Dicky	8	107	13.4	40	0
Stitts, Bill	2	28	14.0	20	0
Hazeltine, Matt	2	22	11.0	14	0
Walker, Val Joe	2	20	10.0	12	0
Smith, J.D.	2	17	8.5	12	0
Herchman, Bill	1	54	54.0	54t	1
Rubke, Karl	1	16	16.0	16	0
49ERS	18	264	14.7	54t	1
OPPONENTS	18	336	18.7	75t	1

KICKOFF RETURNS	No	Yds	Avg	LG	TD
Arenas, Joe	24	657	27.4	64	0
Smith, J.D.	14	368	26.3	38	0
Hazeltine, Matt	1	23	23.0	23	0
Carr, Paul	1	10	10.0	10	0
Jessup, Bill	1	8	8.0	8	0
Babb, Gene	1	0	0.0	0	0
Palatella, Lou	(lat) 0	30	0.0	0	0
49ERS	42	1,096	26.1	64	0
OPPONENTS	45	928	20.6	33	0

PUNT RETURNS	No	Yds	Avg	LG	TD
Arenas, Joe	25	80	3.2	26	0
McElhenny, Hugh	10	41	4.1	13	0
Hazeltine, Matt	1	1	1.0	1	0
Moegle, Dicky	1	0	0.0	0	0
49ERS	37	122	3.3	26	0
OPPONENTS	35	205	5.9	28	0

PUNTING	No	Yds	Avg	LG	Blk
Jessup, Bill	38	1,656	43.6	62	0
Barnes, Larry	19	894	47.1	86	0
49ERS	57	2,550	44.7	86	0
OPPONENTS	47	1,894	40.3	62	0

PASSING	Att	Comp	Pct	Yds	LG	TD	Int	QB
Tittle, Y.A.	279	176	63.1	2,157	46t	13	15	80.0
Brodie, John	21	11	52.4	160	28	2	3	69.6
Arenas, Joe	3	3	100.0	92	33t	2	0	158.3
Barnes, Larry	1	1	100.0	-2	-2	0	0	79.1
Perry, Joe	1	0	0.0	0	0	0	0	39.6
49ERS	305	191	62.6	2,407	46t	17	18	81.1
OPPONENTS	332	182	54.8	2,582	82t	13	18	70.6



1958 (6-6)

Frank C. Albert, Coach

W	23	Pittsburgh (51,856), S-28	20
L	3	Los Angeles Rams (59,826), O-5	33
L	6	at Chicago Bears (45,310), O-12	28
W	30	at Philadelphia (33,110), O-19	24
L	14	Chicago Bears (59,441), O-26	27
W	24	Detroit (59,350), N-2	21
L	7	at Los Angeles Rams (95,082), N-9	56
L	21	at Detroit (54,523), N-16	35
W	33	at G.B. in Milwaukee (43,819), N-23	12
L	27	at Baltimore (57,557), N-30	35
W	48	Green Bay (50,793), D-7	21
W	21	Baltimore (58,334), D-14	12
257			324

TEAM STATISTICS		49ers	Opp
TOTAL FIRST DOWNS		237	227
By Rushing		93	106
By Passing		126	106
By Penalties		18	15
TOTAL YARDS GAINED		4,111	4,010
By Rushing		1,628	2,038
By Passing		2,483	1,972
TOTAL PLAYS FROM SCRIMMAGE		811	787
Rushes		359	380
Average Gain Per Rush		4.5	5.4
FORWARD PASSES ATTEMPTED		383	341
Number Completed		223	163
Per Cent Completed		58.2	47.8
Yards Lost Passing		208	246
Passes Had Intercepted		29	16
Yards Gained Per Pass		6.5	5.8
Yards Gained Per Completion		11.1	12.1
PUNTS		48	49
Total Yardage of Punts		1,839	1,995
Average Length		38.3	40.7
Net avg. per punt		35.6	37.3
KICKOFF RETURNS		50	50
Number Returned		39	42
Total Yards Returned		790	739
Average Length of Return		20.3	17.6
PENALTIES		58	52
Yards Penalized		619	510
FUMBLES		31	32
Own Fumbles Recovered		20	17
Opponents' Fumbles Recovered		15	11
FIELD GOALS		8	10
Field Goals Attempted		21	17
TOTAL POINTS SCORED		257	324
Touchdowns Scored		34	42
Touchdowns Rushing		18	15
Touchdowns Passing		15	25
Touchdowns Returns		1	2
Extra Points		29	40
Field Goals		8	10
Safeties		0	1

SCORING	TDs	Ru	Pa	Int	Fu	KO	Pu	PAT	FG	S	Pts
SoItau, Gordy	0	0	0	0	0	0	0	29/33	8/21	0	53
McElhenny, Hugh	8	6	2	0	0	0	0	0/0	0/0	0	48
Conner, Clyde	5	0	5	0	0	0	0	0/0	0/0	0	30
Perry, Joe	5	4	1	0	0	0	0	0/0	0/0	0	30
Wilson, Billy	5	0	5	0	0	0	0	0/0	0/0	0	30
Smith, J.D.	3	3	0	0	0	0	0	0/0	0/0	0	18
Pace, Jim	2	2	0	0	0	0	0	0/0	0/0	0	12
Tittle, Y.A.	2	2	0	0	0	0	0	0/0	0/0	0	12
Brodie, John	1	1	0	0	0	0	0	0/0	0/0	0	6
Hazeltine, Matt	1	0	0	1	0	0	0	0/0	0/0	0	6
Jessup, Bill	1	0	1	0	0	0	0	0/0	0/0	0	6
Owens, R.C.	1	0	1	0	0	0	0	0/0	0/0	0	6
49ERS	34	18	15	1	0	0	0	29/33	8/21	0	257
OPPONENTS	42	15	25	2	0	0	0	40/41	10/17	1	324

Rookie Names in Italics

RUSHING	Att	Yds	Avg	LG	TD
Perry, Joe	125	758	6.1	73t	4
McElhenny, Hugh	113	451	4.0	34	6
Smith, J.D.	26	209	8.0	80t	3
Pace, Jim	52	161	3.1	34	2
Tittle, Y.A.	22	35	1.6	12	2
Woodson, Abe	2	12	6.0	9	0
Babb, Gene	7	9	1.3	4	0
Atkins, Bill	1	5	5.0	5	0
Brodie, John	11	-12	-1.1	6	1
49ERS	359	1,628	4.5	80t	18
OPPONENTS	380	2,038	5.4	73t	16

RECEIVING	No	Yds	Avg	LG	TD
Conner, Clyde	49	512	10.4	26	5
Wilson, Billy	43	592	13.8	44t	5
Owens, R.C.	40	620	15.5	48	1
McElhenny, Hugh	31	366	11.8	59t	2
Perry, Joe	23	218	9.5	64t	1
Pace, Jim	10	59	5.9	24	0
Dugan, Fred	9	122	13.6	23	0
SoItau, Gordy	7	77	11.0	22	0
Smith, J.D.	6	59	9.8	23	0
Jessup, Bill	5	66	13.2	26t	1
49ERS	223	2,691	12.1	64t	15
OPPONENTS	163	2,218	13.6	81t	25

INTERCEPTIONS	No	Yds	Avg	LG	TD
Ridlon, Jim	4	10	2.5	3	0
Hazeltine, Matt	3	30	10.0	17	1
Stitts, Bill	3	3	1.0	2	0
Mertens, Jerry	2	16	8.0	11	0
Woodson, Abe	1	44	44.0	44	0
Atkins, Bill	1	6	6.0	6	0
Toneff, Bob	1	5	5.0	5	0
Matuszak, Marv	1	0	0.0	0	0
49ERS	16	114	7.1	44	1
OPPONENTS	29	448	15.5	70t	2

KICKOFF RETURNS	No	Yds	Avg	LG	TD
Smith, J.D.	15	356	23.7	39	0
Woodson, Abe	11	239	21.7	34	0
Pace, Jim	8	134	16.8	36	0
McElhenny, Hugh	2	31	15.5	18	0
Babb, Gene	2	30	15.0	19	0
Connolly, Ted	1	0	0.0	0	0
49ERS	39	790	20.3	39	0
OPPONENTS	42	739	17.6	30	0

PUNT RETURNS	No	Yds	Avg	LG	TD
McElhenny, Hugh	24	93	3.9	49	0
Woodson, Abe	7	53	7.6	38	0
Jessup, Bill	2	0	0.0	0	0
Pace, Jim	2	0	0.0	0	0
49ERS	35	146	4.2	49	0
OPPONENTS	36	132	3.7	22	0

PUNTING	No	Yds	Avg	LG	Blk
Atkins, Bill	25	983	39.3	51	0
Jessup, Bill	23	856	37.2	59	0
49ERS	48	1,839	38.3	59	0
OPPONENTS	49	1,995	40.7	59	0

PASSING	Att	Comp	Pct	Yds	LG	TD	Int	QB
Brodie, John	172	103	59.9	1,224	61t	6	13	61.8
Tittle, Y.A.	208	120	57.7	1,467	64t	9	15	63.9
McElhenny, Hugh	2	0	0.0	0	0	0	0	39.6
Jessup, Bill	1	0	0.0	0	0	0	1	0.0
49ERS	383	223	58.2	2,691	64t	15	29	61.4
OPPONENTS	341	163	47.8	2,218	81t	25	16	73.9



1959 (7-5)

Howard W. Hickey, Coach

W	24	Philadelphia (41,697), S-27	14
W	34	Los Angeles Rams (56,028), O-4	0
L	20	at Green Bay (32,150), O-11	21
W	34	at Detroit (52,585), O-18	13
W	20	Chicago Bears (59,045), O-25	17
W	33	Detroit (59,064), N-1	7
W	24	at Los Angeles Rams (94,276), N-8	16
L	3	at Chicago Bears (42,157), N-15	14
L	14	at Baltimore (56,007), N-22	45
W	21	at Cleveland (53,763), N-29	20
L	14	Baltimore (59,075), D-5	34
L	14	Green Bay (55,997), D-13	36
255			237

TEAM STATISTICS

	49ers	Opp
TOTAL FIRST DOWNS	182	238
By Rushing	93	123
By Passing	76	102
By Penalties	13	13
TOTAL YARDS GAINED	3,388	4,018
By Rushing	1,839	1,974
By Passing	1,549	2,044
TOTAL PLAYS FROM SCRIMMAGE	756	844
Rushes	407	433
Average Gain Per Rush	4.5	4.6
FORWARD PASSES ATTEMPTED	264	341
Number Completed	132	176
Per Cent Completed	50.0	51.6
Yards Lost Passing	136	228
Passes Had Intercepted	22	14
Yards Gained Per Pass	5.9	6.0
Yards Gained Per Completion	11.7	11.6
PUNTS	59	57
Total Yardage of Punts	2,694	2,370
Average Length	45.7	41.6
Net avg. per punt	40.8	34.8
KICKOFF RETURNS	49	50
Number Returned	41	40
Total Yards Returned	980	924
Average Length of Return	23.9	23.1
PENALTIES	57	45
Yards Penalized	489	417
FUMBLES	24	34
Own Fumbles Recovered	14	12
Opponents' Fumbles Recovered	22	10
FIELD GOALS	12	5
Field Goals Attempted	26	13
TOTAL POINTS SCORED	255	237
Touchdowns Scored	31	32
Touchdowns Rushing	16	16
Touchdowns Passing	12	15
Touchdowns Returns	3	1
Extra Points	31	28
Field Goals	12	5
Safeties	1	1

SCORING

	TDs	Ru	Pa	Int	Fu	KO	Pu	PAT	FG	S	Pts
Davis, Tommy	0	0	0	0	0	0	0	31/31	12/26	0	67
Smith, J.D.	11	10	1	0	0	0	0	0/0	0/0	0	66
McElhenny, Hugh	4	1	3	0	0	0	0	0/0	0/0	0	24
Wilson, Billy	4	0	4	0	0	0	0	0/0	0/0	0	24
Owens, R.C.	3	0	3	0	0	0	0	0/0	0/0	0	18
Perry, Joe	3	3	0	0	0	0	0	0/0	0/0	0	18
Conner, Clyde	1	0	1	0	0	0	0	0/0	0/0	0	6
Hazeltine, Matt	1	0	0	0	1	0	0	0/0	0/0	0	6
Lyles, Lenny	1	1	0	0	0	0	0	0/0	0/0	0	6
Mertens, Jerry	1	0	0	1	0	0	0	0/0	0/0	0	6
Roberts, C.R.	1	1	0	0	0	0	0	0/0	0/0	0	6
Woodson, Abe	1	0	0	0	0	1	0	0/0	0/0	0	6
Krueger, Charlie	0	0	0	0	0	0	0	0/0	0/0	1	2
49ERS	31	16	12	1	1	1	0	31/31	12/26	1	255
OPPONENTS	32	16	15	1	0	0	0	28/31	5/13	1	237

Rookie Names in Italics

RUSHING

	Att	Yds	Avg	LG	TD
Smith, J.D.	207	1,036	5.0	73t	10
Perry, Joe	139	602	4.3	40	3
McElhenny, Hugh	18	67	3.7	19	1
Roberts, C.R.	10	67	6.7	46t	1
Lyles, Lenny	13	28	2.2	13t	1
Tittle, Y.A.	11	24	2.2	22	0
Moegle, Dicky	3	9	3.0	4	0
Brodie, John	5	6	1.2	6	0
Owens, R.C.	1	0	0.0	0	0
49ERS	407	1,839	4.5	73t	16
OPPONENTS	433	1,974	4.6	48	17

RECEIVING

	No	Yds	Avg	LG	TD
Wilson, Billy	44	540	12.3	57t	4
McElhenny, Hugh	22	329	15.0	72	3
Owens, R.C.	17	347	20.4	75t	3
Conner, Clyde	13	162	12.5	37t	1
Smith, J.D.	13	133	10.2	21t	1
Perry, Joe	12	53	4.4	15	0
Dugan, Fred	6	72	12.0	13	0
Lyles, Lenny	3	33	11.0	18	0
Moegle, Dicky	1	12	12.0	12	0
Tittle, Y.A.	1	4	4.0	4	0
49ERS	132	1,685	12.8	75t	12
OPPONENTS	176	2,272	12.9	67	15

INTERCEPTIONS

	No	Yds	Avg	LG	TD
Baker, Dave	5	75	15.0	29	0
Woodson, Abe	4	20	5.0	14	0
Mertens, Jerry	2	56	28.0	30t	1
Tubbs, Jerry	2	32	16.0	21	0
Dove, Eddie	1	6	6.0	6	0
49ERS	14	189	13.5	30t	1
OPPONENTS	22	272	12.4	57t	1

KICKOFF RETURNS

	No	Yds	Avg	LG	TD
Woodson, Abe	13	382	29.4	105t	1
Lyles, Lenny	25	565	22.6	46	0
Hazeltine, Matt	2	26	13.0	26	0
Herchman, Bill	1	7	7.0	7	0
49ERS	41	980	23.9	105t	1
OPPONENTS	40	924	23.1	80	0

PUNT RETURNS

	No	Yds	Avg	LG	TD
Woodson, Abe	15	143	9.5	65	0
Dove, Eddie	22	126	5.7	62	0
49ERS	37	269	7.3	65	0
OPPONENTS	35	186	5.3	21	0

PUNTING

	No	Yds	Avg	LG	Blk
Davis, Tommy	59	2,694	45.7	71	0
49ERS	59	2,694	45.7	71	0
OPPONENTS	57	2,370	41.6	59	0

PASSING

	Att	Comp	Pct	Yds	LG	TD	Int	QB
Tittle, Y.A.	199	102	51.3	1,331	75t	10	15	58.0
Brodie, John	64	30	46.9	354	34	2	7	35.0
Moegle, Dicky	1	0	0.0	0	0	0	0	39.6
49ERS	264	132	50.0	1,685	75t	12	22	50.8
OPPONENTS	341	176	51.6	2,261	67	15	14	70.2



1960 (7-5)

Howard W. Hickey, Coach

L	19	New York Giants (44,598), S-25	21
W	13	Los Angeles Rams (53,633), O-2	9
W	14	at Detroit (49,825), O-9	10
L	10	at Chicago Bears (48,226), O-16	27
L	14	at G.B. in Milwaukee (39,914), O-23	41
W	25	Chicago Bears (55,071), O-30	7
L	0	Detroit (48,447), N-6	24
W	26	at Dallas (10,000), N-20	14
W	30	at Baltimore (57,808), N-27	22
W	23	at Los Angeles Rams (77,254), D-4	7
L	0	Green Bay (53,612), D-10	13
W	34	Baltimore (57,269), D-18	10
208			205

TEAM STATISTICS

	49ers	Opp
TOTAL FIRST DOWNS	201	180
By Rushing	90	82
By Passing	96	89
By Penalties	15	9
TOTAL YARDS GAINED	3,260	3,405
By Rushing	1,681	1,587
By Passing	1,579	1,818
TOTAL PLAYS FROM SCRIMMAGE	849	738
Rushes	413	363
Average Gain Per Rush	4.1	4.4
FORWARD PASSES ATTEMPTED	336	293
Number Completed	174	140
Per Cent Completed	51.8	47.8
Yards Lost Passing	287	183
Passes Had Intercepted	12	20
Yards Gained Per Pass	4.7	6.2
Yards Gained Per Completion	9.1	13.0
PUNTS	65	62
Total Yardage of Punts	2,880	2,556
Average Length	44.3	41.3
Net avg. per punt	40.9	36.8
KICKOFF RETURNS	43	57
Number Returned	43	38
Total Yards Returned	1,167	769
Average Length of Return	27.1	20.2
PENALTIES	63	64
Yards Penalized	604	580
FUMBLES	14	15
Own Fumbles Recovered	10	7
Opponents' Fumbles Recovered	8	4
FIELD GOALS	12	10
Field Goals Attempted	26	20
TOTAL POINTS SCORED	208	205
Touchdowns Scored	21	25
Touchdowns Rushing	9	13
Touchdowns Passing	11	11
Touchdowns Returns	1	1
Extra Points	21	23
Field Goals	8	10
Safeties	2	1

SCORING

	TDs	Ru	Pa	Int	Fu	KO	Pu	PAT	FG	S	Pts
Davis, Tommy	0	0	0	0	0	0	0	21/21	19/32	0	78
Owens, R.C.	6	0	6	0	0	0	0	0/0	0/0	0	36
Smith, J.D.	6	5	1	0	0	0	0	0/0	0/0	0	36
Conner, Clyde	2	0	2	0	0	0	0	0/0	0/0	0	12
Roberts, C.R.	2	2	0	0	0	0	0	0/0	0/0	0	12
Brodie, John	1	1	0	0	0	0	0	0/0	0/0	0	6
Lyles, Lenny	1	0	0	0	0	1	0	0/0	0/0	0	6
McElhenny, Hugh	1	0	1	0	0	0	0	0/0	0/0	0	6
Perry, Joe	1	1	0	0	0	0	0	0/0	0/0	0	6
Wilson, Billy	1	0	1	0	0	0	0	0/0	0/0	0	6
Krueger, Charlie	0	0	0	0	0	0	0	0/0	0/0	1	2
Nomellini, Leo	0	0	0	0	0	0	0	0/0	0/0	1	2
Wittenborn, John	0	0	0	0	0	0	0	0/0	0/3	0	0
49ERS	21	9	11	0	0	1	0	21/21	19/35	2	208
OPPONENTS	25	13	11	0	1	0	0	23/25	10/20	1	205

Rookie Names in Italics

RUSHING

	Att	Yds	Avg	LG	TD
Smith, J.D.	174	780	4.5	41	5
McElhenny, Hugh	95	347	3.7	38	0
Roberts, C.R.	73	213	2.9	30	2
Brodie, John	18	171	9.5	30	1
Perry, Joe	36	95	2.6	21	1
Tittle, Y.A.	10	61	6.1	28	0
<i>Waters, Bobby</i>	1	8	8.0	8	0
Woodson, Abe	4	4	1.0	4	0
<i>Norton, Ray</i>	2	2	1.0	9	0
49ERS	413	1,681	4.1	41	9
OPPONENTS	363	1,587	4.4	62	14

RECEIVING

	No	Yds	Avg	LG	TD
Conner, Clyde	38	531	14.0	65t	2
Owens, R.C.	37	532	14.4	42	6
Smith, J.D.	36	181	5.0	21	1
<i>Stickles, Monty</i>	22	252	11.5	28	0
McElhenny, Hugh	14	114	8.1	45	1
<i>Mackey, Dee</i>	12	159	13.3	25	0
Roberts, C.R.	9	49	5.4	27	0
Wilson, Billy	3	51	17.0	19t	1
Perry, Joe	3	-3	-1.0	3	0
49ERS	174	1,866	10.7	65t	11
OPPONENTS	140	2,001	14.3	91t	11

INTERCEPTIONS

	No	Yds	Avg	LG	TD
Baker, Dave	10	96	9.6	28	0
Dove, Eddie	3	29	9.7	29	0
<i>Kelley, Gordon</i>	2	10	5.0	10	0
Mertens, Jerry	2	0	0.0	0	0
Woodson, Abe	2	0	0.0	0	0
Harrison, Bob	1	6	6.0	6	0
49ERS	20	141	7.1	29	0
OPPONENTS	12	159	13.3	26	0

KICKOFF RETURNS

	No	Yds	Avg	LG	TD
Lyles, Lenny	17	526	30.9	97t	1
Woodson, Abe	17	498	29.3	64	0
<i>Colchico, Dan</i>	5	68	13.6	18	0
Roberts, C.R.	3	60	20.0	25	0
Clark, Monte	1	15	15.0	15	0
49ERS	43	1,167	27.1	97t	1
OPPONENTS	38	769	20.2	45	0

PUNT RETURNS

	No	Yds	Avg	LG	TD
Woodson, Abe	13	174	13.4	48	0
Dove, Eddie	11	43	3.9	7	0
49ERS	24	217	9.0	48	0
OPPONENTS	28	182	6.5	31	0

PUNTING

	No	Yds	Avg	LG	Blk
Davis, Tommy	62	2,737	44.1	74	0
Baker, Dave	3	143	47.7	55	0
49ERS	65	2,880	44.3	74	0
OPPONENTS	62	2,561	41.3	65	0

PASSING

	Att	Comp	Pct	Yds	LG	TD	Int	QB
Brodie, John	207	103	49.8	1,111	65t	6	9	57.5
Tittle, Y.A.	127	69	54.3	694	45	4	3	70.8
<i>Waters, Bobby</i>	2	2	100.0	61	41t	1	0	158.3
49ERS	336	174	51.8	1,866	65t	11	12	64.4
OPPONENTS	293	140	47.8	2,001	91t	11	20	54.4



1961 (7-6-1)

Howard W. Hickey, Coach

W	35	Washington (43,412), S-17	3
L	10	at Green Bay (38,624), S-24	30
W	49	at Detroit (53,155), O-1	0
W	35	Los Angeles Rams (59,004), O-8	0
W	38	at Minnesota (34,415), O-15	24
L	0	at Chicago Bears (49,070), O-22	31
L	10	at Pittsburgh (19,686), O-29	20
T	20	Detroit (56,878), N-5	20
L	7	at Los Angeles Rams (63,766), N-12	17
W	41	Chicago Bears (52,972), N-19	31
W	38	Minnesota (48,905), N-26	28
L	17	at Baltimore (57,641), D-3	20
W	22	Green Bay (55,722), D-10	21
L	24	Baltimore (45,517), D-16	27
346			272

TEAM STATISTICS

	49ers	Opp
TOTAL FIRST DOWNS	258	234
By Rushing	116	90
By Passing	132	132
By Penalties	10	12
TOTAL YARDS GAINED	4,904	4,181
By Rushing	2,100	1,701
By Passing	2,804	2,480
TOTAL PLAYS FROM SCRIMMAGE	875	890
Rushes	448	419
Average Gain Per Rush	4.7	4.1
FORWARD PASSES ATTEMPTED	346	380
Number Completed	187	196
Per Cent Completed	54.0	51.6
Yards Lost Passing	253	394
Passes Had Intercepted	19	19
Yards Gained Per Pass	8.1	6.5
Yards Gained Per Completion	15.0	12.7
PUNTS	59	62
Total Yardage of Punts	2,633	2,725
Average Length	44.6	44.0
Net avg. per punt	40.1	40.2
KICKOFF RETURNS	49	58
Total Yards Returned	1,287	1,368
Average Length of Return	26.6	23.6
PENALTIES	65	56
Yards Penalized	635	456
FUMBLES	25	21
Own Fumbles Recovered	8	9
Opponents' Fumbles Recovered	12	17
FIELD GOALS	12	16
Field Goals Attempted	22	29
TOTAL POINTS SCORED	346	272
Touchdowns Scored	44	32
Touchdowns Rushing	27	13
Touchdowns Passing	15	18
Touchdowns Returns	2	1
Extra Points	44	32
Field Goals	12	16
Safeties	1	0

SCORING

	TDs	Ru	Pa	Int	Fu	KO	Pu	PAT	FG	S	Pts
Davis, Tommy	0	0	0	0	0	0	0	44/44	12/22	0	80
Kilmer, Billy	10	10	0	0	0	0	0	0/0	0/0	0	60
Smith, J.D.	9	8	1	0	0	0	0	0/0	0/0	0	54
Owens, R.C.	6	1	5	0	0	0	0	0/0	0/0	0	36
Stickles, Monty	5	0	5	0	0	0	0	0/0	0/0	0	30
Waters, Bobby	3	3	0	0	0	0	0	0/0	0/0	0	18
Brodie, John	2	2	0	0	0	0	0	0/0	0/0	0	12
Thomas, Aaron	2	0	2	0	0	0	0	0/0	0/0	0	12
Woodson, Abe	2	0	0	0	0	1	1	0/0	0/0	0	12
Casey, Bernie	1	0	1	0	0	0	0	0/0	0/0	0	6
Conner, Clyde	1	0	1	0	0	0	0	0/0	0/0	0	6
Cooper, Bill	1	1	0	0	0	0	0	0/0	0/0	0	6
Lockett, J.W.	1	1	0	0	0	0	0	0/0	0/0	0	6
Roberts, C.R.	1	1	0	0	0	0	0	0/0	0/0	0	6
Krueger, Charlie	0	0	0	0	0	0	0	0/0	0/0	1	2
49ERS	44	27	15	0	0	1	1	44/44	12/22	1	346
OPPONENTS	32	13	18	0	0	0	1	32/32	16/29	0	272

Rookie Names in Italics

RUSHING

	Att	Yds	Avg	LG	TD
Smith, J.D.	167	823	4.9	33	8
Kilmer, Billy	96	509	5.3	31	10
Roberts, C.R.	63	338	5.4	54	1
Waters, Bobby	47	233	5.0	35	3
Brodie, John	28	90	3.2	29	2
McIlhenny, Don	8	30	3.8	15	0
Woodson, Abe	14	23	1.6	14	0
Lockett, J.W.	11	18	1.6	9	1
Cooper, Bill	8	17	2.1	6	1
Messer, Dale	3	13	4.3	6	0
Norton, Ray	2	-2	-1.0	2	0
Thomas, Aaron	1	-15	-15.0	-15	0
Owens, R.C.	(lat) 0	23		23	1
49ERS	448	2,100	4.7	54	27
OPPONENTS	419	1,701	4.1	44	13

RECEIVING

	No	Yds	Avg	LG	TD
Owens, R.C.	55	1,032	18.8	54	5
Stickles, Monty	43	794	18.5	54	5
Smith, J.D.	28	343	12.3	57	1
Thomas, Aaron	15	301	20.1	70t	2
Conner, Clyde	11	177	16.1	45	1
Casey, Bernie	10	185	18.5	51	1
Roberts, C.R.	10	83	8.3	19	0
Woodson, Abe	8	74	9.3	28	0
Lockett, J.W.	4	35	8.8		0
Messer, Dale	3	33	11.0	14	0
49ERS	187	3,057	16.4	70t	15
OPPONENTS	196	2,874	14.7	80t	18

INTERCEPTIONS

	No	Yds	Avg	LG	TD
Baker, Dave	6	123	20.5	40	0
Johnson, Jimmy	5	116	23.2	63	0
Dove, Eddie	3	41	13.7	28	0
Harrison, Bob	2	14	7.0	9	0
Hazeltine, Matt	1	26	26.0	26	0
Woodson, Abe	1	2	2.0	2	0
Kelley, Gordon	1	0	0.0	0	0
49ERS	19	322	17.0	63	0
OPPONENTS	19	249	13.1	36	0

KICKOFF RETURNS

	No	Yds	Avg	LG	TD
Woodson, Abe	27	782	29.0	98t	1
Smith, J.D.	7	158	22.6	33	0
McIlhenny, Don	6	189	31.5	49	0
Cooper, Bill	3	44	14.7	20	0
Messer, Dale	3	36	12.0	14	0
Norton, Ray	1	60	60.0	60	0
Kammerer, Carlton	1	18	18.0	18	0
Lockett, J.W.	1	15	15.0	15	0
49ERS	49	1,302	26.6	98t	1
OPPONENTS	58	1,368	23.6	78	0

PUNT RETURNS

	No	FC	Yds	Avg	LG	TD
Woodson, Abe	16	3	172	10.8	80t	1
Dove, Eddie	6	8	49	8.2	20	0
Messer, Dale	2	4	11	5.5	6	0
49ERS	24	15	232	9.7	80t	1
OPPONENTS	32	6	269	8.4	39t	1

PUNTING

	No	Yds	Avg	LG	Bk
Davis, Tommy	50	2,269	45.4	67	0
Kilmer, Billy	9	364	40.4	64	0
49ERS	59	2,633	44.6	67	0
OPPONENTS	62	2,725	44.0	64	0

PASSING

	Att	Comp	Pct	Yds	LG	TD	Int	QB
Brodie, John	283	155	54.8	2,588	70t	14	12	84.7
Kilmer, Billy	34	19	55.9	286	28	0	4	44.1
Waters, Bobby	28	13	46.4	183	26	1	2	50.2
Smith, J.D.	1	0	0.0	0	0	0	1	0.0
49ERS	346	187	54.1	3,057	70t	15	19	75.5
OPPONENTS	380	196	51.6	2,874	80t	18	19	71.5



1962 (6-8)

Howard W. Hickey, Coach

L	14	Chicago (46,052), S-16	30
L	24	at Detroit (51,032), S-23	45
W	21	Minnesota (38,407), S-30	7
W	21	at Baltimore (54,148), O-7	13
W	34	at Chicago (48,902), O-14	27
L	13	at G.B. in Milwaukee (46,012), O-21	31
L	14	Los Angeles Rams (51,033), O-28	28
L	3	Baltimore (44,875), N-4	22
L	24	Detroit (43,449), N-11	38
W	24	at Los Angeles Rams (42,554), N-18	17
W	24	at St. Louis (17,532), N-25	17
W	35	at Minnesota (33,076), D-2	12
L	21	Green Bay (53,769), D-9	31
L	10	Cleveland (35,274), D-15	13
282			331

TEAM STATISTICS

	49ers	Opp
TOTAL FIRST DOWNS	239	240
By Rushing	112	107
By Passing	112	113
By Penalties	15	20
TOTAL YARDS GAINED	3,941	4,549
By Rushing	1,873	2,241
By Passing	2,068	2,308
TOTAL PLAYS FROM SCRIMMAGE	854	841
Rushes	460	464
Average Gain Per Rush	4.1	4.8
FORWARD PASSES ATTEMPTED	323	296
Number Completed	185	164
Per Cent Completed	57.3	55.4
Yards Lost Passing	423	186
Passes Had Intercepted	19	12
Yards Gained Per Pass	7.7	8.4
Yards Gained Per Completion	13.5	15.2
PUNTS	48	61
Total Yardage of Punts	2,188	2,721
Average Length	45.6	44.6
KICKOFF RETURNS	62	51
Total Yards Returned	1,739	1,140
Average Length of Return	28.0	22.4
PENALTIES	63	57
Yards Penalized	636	626
FUMBLES	24	22
Own Fumbles Recovered	10	14
Opponents' Fumbles Recovered	8	14
FIELD GOALS	10	12
Field Goals Attempted	23	20
TOTAL POINTS SCORED	282	331
Touchdowns Scored	36	42
Touchdowns Rushing	15	22
Touchdowns Passing	19	17
Touchdowns Returns	2	3
Extra Points	36	39
Field Goals	10	20
Safeties	0	2

SCORING

	TDs	Ru	Pa	Int	Fu	KO	Pu	PAT	FG	S	Pts
Davis, Tommy	0	0	0	0	0	0	0	36/36	10/23	0	66
Smith, J.D.	7	6	1	0	0	0	0	0/0	0/0	0	42
Casey, Bernie	6	0	6	0	0	0	0	0/0	0/0	0	36
Kilmer, Billy	6	5	1	0	0	0	0	0/0	0/0	0	36
Brodie, John	4	4	0	0	0	0	0	0/0	0/0	0	24
Conner, Clyde	4	0	4	0	0	0	0	0/0	0/0	0	24
Johnson, Jimmy	4	0	4	0	0	0	0	0/0	0/0	0	24
Stickles, Monty	3	0	3	0	0	0	0	0/0	0/0	0	18
Woodson, Abe	2	0	0	0	1	0	1	0/0	0/0	0	12
49ERS	36	15	19	0	1	0	1	36/36	10/23	0	282
OPPONENTS	42	22	17	3	0	0	0	39/42	12/20	2	331

Rookie Names in Italics

RUSHING

	Att	Yds	Avg	Lg	TD
Smith, J.D.	258	907	3.5	28	6
Kilmer, Billy	93	478	5.1	35	5
Brodie, John	37	258	7.0	21	4
Gaiters, Bob	36	158	4.4	53	0
Waters, Bobby	12	42	3.5	14	0
<i>Vollenweider, Jim</i>	11	37	3.4	10	0
Roberts, C.R.	9	19	2.1	12	0
Cooper, Bill	2	-2	-1.0	2	0
Thomas, Aaron	1	-9	-9.0	-9	0
<i>Winston, Lloyd</i>	1	-15	-15.0	-15	0
49ERS	460	1,873	4.1	53	15
OPPONENTS	464	2,241	4.8	77t	21

RECEIVING

	No	Yds	Avg	LG	TD
Casey, Bernie	53	819	15.5	48t	6
Johnson, Jimmy	34	627	18.4	80t	4
Conner, Clyde	24	240	10.0	18	4
Stickles, Monty	22	366	16.6	48	3
Smith, J.D.	21	197	9.4	47	1
Kilmer, Billy	16	152	9.5	70	1
<i>Vollenweider, Jim</i>	4	21	5.3	10	0
Messer, Dale	3	30	10.0	15	0
<i>McFarland, Kay</i>	3	24	8.0	16	0
Gaiters, Bob	2	13	6.5	13	0
Roberts, C.R.	2	0	0.0	1	0
<i>Winston, Lloyd</i>	1	2	2.0	2	0
49ERS	185	2,491	13.5	80t	19
OPPONENTS	164	2,494	15.2	73t	17

INTERCEPTIONS

	No	Yds	Avg	LG	TD
Woodson, Abe	2	31	15.5	31	0
Hazeltine, Matt	2	24	12.0	12	0
<i>Pine, Ed</i>	2	16	8.0	13	0
Mertens, Jerry	2	0	0.0	0	0
Messer, Dale	1	35	35.0	35	0
Kammerer, Carlton	1	13	13.0	13	0
Ridlon, Jim	1	8	8.0	8	0
Dove, Eddie	1	0	0.0	0	0
49ERS	12	127	10.6	35	0
OPPONENTS	19	334	17.6	55t	3

KICKOFF RETURNS

	No	Yds	Avg	LG	TD
Woodson, Abe	37	1,157	31.3	79	0
Gaiters, Bob	11	273	24.8	47	0
<i>Vollenweider, Jim</i>	6	113	18.8	45	0
Messer, Dale	4	112	28.0	43	0
<i>Winston, Lloyd</i>	3	67	22.3	29	0
Cooper, Bill	1	17	17.0	17	0
49ERS	62	1,739	28.1	79	0
OPPONENTS	51	1,140	22.4	40	0

PUNT RETURNS

	No	FC	Yds	Avg	LG	TD
Woodson, Abe	19	3	179	9.4	85t	1
Dove, Eddie	5	2	21	4.2	10	0
Messer, Dale	3	8	7	2.3	7	0
49ERS	27	13	207	7.7	85t	1
OPPONENTS	32	5	285	8.9	31	0

PUNTING

	No	Yds	Avg	LG	Bk
Davis, Tommy	48	2,188	45.6	82	0
49ERS	48	2,188	45.6	82	0
OPPONENTS	61	2,720	44.6	75	0

PASSING

	Att	Comp	Pct	Yds	LG	TD	Int	QB
Brodie, John	304	175	57.6	2,272	80t	18	16	79.0
Kilmer, Billy	13	8	61.5	191	73	1	3	91.5
Waters, Bobby	6	2	33.3	28	15	0	0	49.3
49ERS	323	185	57.3	2,491	80t	19	19	77.0
OPPONENTS	296	164	55.4	2,494	73t	17	12	85.6



1963 (2-12)

Coach*

L	20	Minnesota (30,781), S-15	24
L	14	Baltimore (31,006), S-22	20
L	14	at Minnesota (28,567), S-29	45
L	3	at Detroit (44,088), O-6	26
L	3	at Baltimore (56,962), O-13	20
W	20	Chicago (35,837), O-20	14
L	21	at Los Angeles Rams (45,532), O-27	28
L	7	Detroit (33,511), N-3	45
W	31	Dallas (29,563), N-10	24
L	14	at New York Giants (62,982), N-17	48
L	10	at G.B. in Milwaukee (45,905), N-24	28
L	17	Los Angeles Rams (33,321), D-1	21
L	7	at Chicago (46,994), D-8	27
L	17	Green Bay (31,031), D-14	21

198**391**

*Coach Red Hickey resigned after third game and Jack Christiansen was appointed his successor.

TEAM STATISTICS

	49ers	Opp
TOTAL FIRST DOWNS	183	304
By Rushing	87	121
By Passing	87	168
By Penalties	9	15
TOTAL YARDS GAINED	3,281	5,447
By Rushing	1,454	2,076
By Passing	1,827	3,371
TOTAL PLAYS FROM SCRIMMAGE	790	963
Rushes	406	488
Average Gain Per Rush	3.6	4.3
FORWARD PASSES ATTEMPTED	349	450
Number Completed	156	244
Per Cent Completed	44.7	54.2
Sacks/Yards Lost	35/263	25/210
Passes Had Intercepted	22	14
Yards Gained Per Pass	6.0	8.0
Yards Gained Per Completion	13.4	14.7
PUNTS	73	55
Total Yardage of Punts	3,311	2,371
Average Length	45.4	43.1
KICKOFF RETURNS	62	37
Total Yards Returned	1,659	816
Average Length of Return	26.8	22.1
PENALTIES	51	73
Yards Penalized	439	667
FUMBLES	25	27
Own Fumbles Recovered	17	14
Opponents' Fumbles Recovered	13	8
FIELD GOALS	10	12
Field Goals Attempted	31	20
TOTAL POINTS SCORED	198	391
Touchdowns Scored	24	51
Touchdowns Rushing	8	20
Touchdowns Passing	13	27
Touchdowns Returns	3	4
Extra Points	24	50
Field Goals	10	20
Safeties	0	1

SCORING

	TDs	Ru	Pa	Int	Fu	KO	Pu	PAT	FG	S	Pts
Davis, Tommy	0	0	0	0	0	0	0	24/24	10/31	0	54
Casey, Bernie	7	0	7	0	0	0	0	0/0	0/0	0	42
Smith, J.D.	6	5	1	0	0	0	0	0/0	0/0	0	36
Woodson, Abe	3	0	0	0	0	3	0	0/0	0/0	0	18
Knafelc, Gary	2	0	2	0	0	0	0	0/0	0/0	0	12
Lisbon, Don	2	0	2	0	0	0	0	0/0	0/0	0	12
Vollenweider, Jim	2	2	0	0	0	0	0	0/0	0/0	0	12
McFarland, Kay	1	0	1	0	0	0	0	0/0	0/0	0	6
Winston, Lloyd	1	1	0	0	0	0	0	0/0	0/0	0	6
49ERS	24	8	13	0	0	3	0	24/24	10/31	0	198
OPPONENTS	51	20	27	1	1	0	2	50/51	11/27	1	391

Rookie Names in Italics

RUSHING

	Att	Yds	Avg	Lg	TD
Smith, J.D.	162	560	3.5	52t	5
Lisbon, Don	109	399	3.7	25	0
Winston, Lloyd	27	127	4.7	38	1
Vollenweider, Jim	47	124	2.6	12	2
Perry, Joe	24	98	4.1	16	0
Brodie, John	7	63	9.0	24	0
McHan, Lamar	17	59	3.5	15	0
Lind, Mike	8	26	3.3	7	0
Waters, Bobby	5	-2	-0.4	8	0
49ERS	406	1,454	3.6	52t	8
OPPONENTS	488	2,076	4.3	51t	20

RECEIVING

	No	Yds	Avg	LG	TD
Casey, Bernie	47	762	16.2	68t	7
Lisbon, Don	21	259	12.3	51	2
Knafelc, Gary	18	221	12.3	45t	2
Smith, J.D.	17	196	11.5	40	1
Conner, Clyde	16	247	15.4	42	0
Stickles, Monty	11	152	13.8	31	0
McFarland, Kay	11	126	11.5	33	1
Johnson, Jimmy	6	63	10.5	15	0
Perry, Joe	4	12	3.0	8	0
Lind, Mike	2	13	6.5	8	0
Winston, Lloyd	2	13	6.5	10	0
Vollenweider, Jim	1	26	26.0	26	0
49ERS	156	2,090	13.4	68t	13
OPPONENTS	244	3,581	14.7	70t	27

INTERCEPTIONS

	No	Yds	Avg	LG	TD
Alexander, Kermit	5	72	14.4	38	0
Woodson, Abe	3	61	20.3	61	0
Johnson, Jimmy	2	36	18.0	36	0
Dowdle, Mike	2	6	3.0	6	0
Kimbrough, Elbert	1	45	45.0	45	0
Pine, Ed	1	1	1.0	1	0
49ERS	14	221	15.8	61	0
OPPONENTS	22	283	12.9	52	1

KICKOFF RETURNS

	No	Yds	Avg	LG	TD
Woodson, Abe	29	935	32.2	103t	3
Alexander, Kermit	24	638	26.6	46	0
Vollenweider, Jim	4	75	18.8	23	0
Cooper, Bill	2	8	4.0	8	0
St.Clair, Bob	2	3	1.5	3	0
Stickles, Monty	1	0	0.0	0	0
49ERS	62	1,659	26.8	103t	3
OPPONENTS	37	816	22.1	45	0

PUNT RETURNS

	No	FC	Yds	Avg	LG	TD
Woodson, Abe	13	7	95	7.3	51	0
Messer, Dale	5	12	4	0.8	3	0
49ERS	18	19	99	5.5	51	0
OPPONENTS	50	5	587	11.7	90t	2

PUNTING

	No	Yds	Avg	LG	Bik
Davis, Tommy	73	3,311	45.4	64	2
49ERS	73	3,311	45.4	64	2
OPPONENTS	55	2,373	43.2	68	0

PASSING

	Att	Comp	Pct	Yds	LG	TD	Int	QB
McHan, Lamar	195	83	42.6	1,243	68t	8	11	54.3
Waters, Bobby	88	42	47.7	435	42	1	6	37.8
Brodie, John	61	30	49.2	367	44t	3	4	57.2
Lisbon, Don	2	1	50.0	45	45t	1	0	135.4
Davis, Tommy	1	0	0.0	0	0	0	0	39.6
Perry, Joe	1	0	0.0	0	0	0	0	39.6
Vollenweider, Jim	1	0	0.0	0	0	0	1	0.0
49ERS	349	156	44.7	2,090	68t	13	22	50.4
OPPONENTS	450	244	54.2	3,581	70t	27	14	87.5



1964 (4-10)

Jack Christiansen, Coach

L	17	Detroit (33,204), S-13	26
W	28	at Philadelphia (57,352), S-20	24
L	13	St. Louis (30,969), S-27	23
W	31	Chicago (33,132), O-4	21
L	14	at G.B. in Milwaukee (47,380), O-11	24
L	14	at Los Angeles Rams (54,355), O-18	42
L	22	Minnesota (31,845), O-25	27
L	7	at Baltimore (60,213), N-1	37
L	7	at Minnesota (40,408), N-8	24
W	24	Green Bay (38,483), N-15	14
L	21	at Chicago (46,772), N-22	23
L	3	Baltimore (33,642), N-29	14
W	28	Los Angeles Rams (31,791), D-6	7
L	7	at Detroit (41,854), D-13	24
236			330

TEAM STATISTICS		49ers	Opp
TOTAL FIRST DOWNS		233	255
By Rushing		76	90
By Passing		136	138
By Penalties		21	27
TOTAL YARDS GAINED		4,073	4,404
By Rushing		1,332	1,560
By Passing		2,741	2,844
TOTAL PLAYS FROM SCRIMMAGE		871	920
Rushes		383	443
Average Gain Per Rush		3.5	3.5
FORWARD PASSES ATTEMPTED		461	434
Number Completed		225	232
Per Cent Completed		48.8	53.5
Sacks/Yards Lost		27/249	43/297
Passes Had Intercepted		22	15
Yards Gained Per Pass		6.5	7.2
Yards Gained Per Completion		13.3	13.5
PUNTS		79	76
Total Yardage of Punts		3,603	3,481
Average Length		45.6	45.8
KICKOFF RETURNS		57	37
Total Yards Returned		1,393	883
Average Length of Return		24.4	23.9
PENALTIES		79	76
Yards Penalized		741	783
FUMBLES		42	33
Own Fumbles Recovered		18	19
Opponents' Fumbles Recovered		14	24
FIELD GOALS		8	17
Field Goals Attempted		25	34
TOTAL POINTS SCORED		236	330
Touchdowns Scored		30	40
Touchdowns Rushing		11	11
Touchdowns Passing		18	23
Touchdowns Returns		1	6
Extra Points		30	39
Field Goals		8	20
Safeties		1	0

SCORING	TDs	Ru	Pa	Int	Fu	KO	Pu	PAT	FG	S	Pts
Davis, Tommy	0	0	0	0	0	0	0	30/30	8/25	0	54
Parks, Dave	8	0	8	0	0	0	0	0/0	0/0	0	48
Lind, Mike	7	7	0	0	0	0	0	0/0	0/0	0	42
Casey, Bernie	4	0	4	0	0	0	0	0/0	0/0	0	24
Stickles, Monty	3	0	3	0	0	0	0	0/0	0/0	0	18
Brodie, John	2	2	0	0	0	0	0	0/0	0/0	0	12
Kopay, Dave	2	0	2	0	0	0	0	0/0	0/0	0	6
Alexander, Kermit	1	0	0	0	0	0	1	0/0	0/0	0	6
Lewis, Gary	1	1	0	0	0	0	0	0/0	0/0	0	6
Johnson, Rudy	1	1	0	0	0	0	0	0/0	0/0	0	6
Lisbon, Don	1	0	1	0	0	0	0	0/0	0/0	0	6
Team	0	0	0	0	0	0	0	0/0	0/0	0	2
49ERS	30	11	18	0	0	0	1	30/30	8/25	0	236
OPPONENTS	40	11	23	2	2	0	2	39/40	17/34	0	330

Rookie Names in Italics

RUSHING	Att	Yds	Avg	LG	TD
Kopay, Dave	75	271	3.6	18	0
Lind, Mike	100	256	2.6	21	7
Mira, George	18	177	9.8	37	0
Lisbon, Don	55	162	3.0	14	0
Brodie, John	27	135	5.0	38	2
Lewis, Gary	43	115	2.7	17	1
Kilmer, Billy	36	113	3.1	14	0
Smith, J.D.	13	55	4.2	16	0
Johnson, Rudy	16	48	3.0	24	1
49ERS	383	1,332	3.5	38	11
OPPONENTS	442	1,560	3.5	32	11

RECEIVING	No	Yds	Avg	LG	TD
Casey, Bernie	58	808	13.9	63t	4
Stickles, Monty	40	685	17.1	53t	3
Parks, Dave	36	703	19.5	83t	8
Lind, Mike	25	178	7.1	26	0
Kopay, Dave	20	135	6.8	30	2
Lisbon, Don	13	104	8.0	39t	1
Kilmer, Billy	11	136	12.4	35	0
Lewis, Gary	7	73	10.4	47	0
McFarland, Kay	5	67	13.4	33	0
Johnson, Rudy	5	21	4.2	12	0
Messer, Dale	4	72	18.0	28	0
Poole, Bob	1	8	8.0	8	0
49ERS	225	2,990	13.3	83t	18
OPPONENTS	232	3,135	13.5	82t	23

INTERCEPTIONS	No	Yds	Avg	LG	TD
Alexander, Kermit	5	65	13.0	24	0
Johnson, Jimmy	3	65	21.7	43	0
Kimbrough, Elbert	2	3	1.5	3	0
Woodson, Abe	2	1	0.5	1	0
Dowdle, Mike	1	14	14.0	14	0
Wilcox, Dave	1	6	6.0	6	0
Hazeltine, Matt	1	1	1.0	1	0
49ERS	15	155	10.3	43	0
OPPONENTS	22	530	24.1	97t	2

KICKOFF RETURNS	No	Yds	Avg	LG	TD
Woodson, Abe	32	880	27.5	70	0
Alexander, Kermit	20	483	24.2	44	0
Kopay, Dave	2	30	15.0	16	0
Lewis, Gary	1	0	0.0	0	0
Pine, Ed	1	0	0.0	0	0
Thomas, John	1	0	0.0	0	0
49ERS	57	1,393	24.4	70	0
OPPONENTS	37	883	23.9	41	0

PUNT RETURNS	No	FC	Yds	Avg	LG	TD
Alexander, Kermit	21	5	189	9.0	70t	1
Woodson, Abe	22	8	133	6.1	26	0
49ERS	43	13	322	7.5	70t	1
OPPONENTS	50	5	540	10.8	68t	2

PUNTING	No	Yds	Avg	LG	Bik
Davis, Tommy	79	3,599	45.6	68	0
49ERS	79	3,599	45.6	68	0
OPPONENTS	75	3,426	45.7	74	0

PASSING	Att	Comp	Pct	Yds	LG	TD	Int	QB
Brodie, John	392	193	49.2	2,498	83t	14	16	64.6
Mira, George	53	23	43.4	331	79t	2	5	37.5
Kilmer, Billy	14	8	57.1	92	24	1	1	71.1
Lind, Mike	1	1	100.0	69	69t	1	0	158.3
Kopay, Dave	1	0	0.0	0	0	0	0	39.6
49ERS	461	225	48.8	2,990	83t	18	22	62.9
OPPONENTS	434	232	53.5	3,135	82t	23	16	79.0



1965 (7-6-1)

Jack Christiansen, Coach

W	52	Chicago (31,211), S-19	24
W	27	Pittsburgh (28,161), S-26	17
L	24	at Baltimore (57,342), O-3	27
L	10	at Green Bay (50,858), O-10	27
W	45	at Los Angeles Rams (34,703), O-17	21
L	41	Minnesota (40,673), O-24	42
L	28	Baltimore (43,575), O-31	34
L	31	at Dallas (30,531), N-7	39
W	27	at Detroit (52,570), N-14	21
W	30	Los Angeles Rams (39,253), N-21	27
W	45	at Minnesota (36,748), N-28	24
W	17	Detroit (38,483), D-5	14
L	20	at Chicago (43,400), D-12	61
T	24	Green Bay (45,710), D-19	24
421			402

TEAM STATISTICS

	49ers	Opp
TOTAL FIRST DOWNS	292	259
By Rushing	97	94
By Passing	172	139
By Penalties	23	26
TOTAL YARDS GAINED	5,270	4,640
By Rushing	1,783	1,535
By Passing	3,487	3,105
TOTAL PLAYS FROM SCRIMMAGE	901	878
Rushes	428	405
Average Gain Per Rush	4.2	3.8
FORWARD PASSES ATTEMPTED	454	448
Number Completed	272	225
Per Cent Completed	59.9	50.2
Sacks/Yards Lost	19/146	25/197
Passes Had Intercepted	21	13
Yards Gained Per Pass	8.0	7.4
Yards Gained Per Completion	13.4	14.7
PUNTS	54	62
Total Yardage of Punts	2,474	2,598
Average Length	45.8	41.9
KICKOFF RETURNS	59	59
Total Yards Returned	1,276	1,566
Average Length of Return	21.6	26.1
PENALTIES	79	71
Yards Penalized	785	727
FUMBLES	33	34
Own Fumbles Recovered	14	17
Opponents' Fumbles Recovered	17	19
FIELD GOALS	17	14
Field Goals Attempted	27	27
TOTAL POINTS SCORED	421	402
Touchdowns Scored	53	52
Touchdowns Rushing	13	20
Touchdowns Passing	35	24
Touchdowns Returns	5	8
Extra Points	52	48
Field Goals	17	14
Safeties	0	0

SCORING

	TDs	Ru	Pa	Int	Fu	KO	Pu	PAT	FG	S	Pts
Davis, Tommy	0	0	0	0	0	0	0	52/53	17/27	0	103
Parks, Dave	12	0	12	0	0	0	0	0/0	0/0	0	72
Crow, John David	9	2	7	0	0	0	0	0/0	0/0	0	54
Willard, Ken	9	5	4	0	0	0	0	0/0	0/0	0	54
Casey, Bernie	8	0	8	0	0	0	0	0/0	0/0	0	48
Kopay, Dave	4	2	1	0	1	0	0	0/0	0/0	0	24
Lewis, Gary	3	3	0	0	0	0	0	0/0	0/0	0	18
Brodie, John	1	1	0	0	0	0	0	0/0	0/0	0	6
Burke, Vern	1	0	1	0	0	0	0	0/0	0/0	0	6
Chapple, Jack	1	0	0	0	1	0	0	0/0	0/0	0	6
Krueger, Charlie	1	0	0	0	1	0	0	0/0	0/0	0	6
McFarland, Kay	1	0	1	0	0	0	0	0/0	0/0	0	6
Miller, Clark	1	0	0	0	1	0	0	0/0	0/0	0	6
Stickles, Monty	1	0	1	0	0	0	0	0/0	0/0	0	6
Wilcox, Dave	1	0	0	0	1	0	0	0/0	0/0	0	6
49ERS	53	13	35	0	5	0	0	52/53	17/27	0	421
OPPONENTS	52	20	24	3	3	1	1	48/52	14/27	0	402

Rookie Names in Italics

RUSHING

	Att	Yds	Avg	Lg	TD
Willard, Ken	189	778	4.1	32	5
Crow, John David	132	514	3.9	30	2
Lewis, Gary	52	256	4.9	60t	3
Kopay, Dave	28	81	2.9	10	2
Mira, George	5	64	12.8	25	0
Brodie, John	15	60	4.0	13	1
Davis, Tommy	1	21	21.0	21	0
Johnson, Rudy	6	9	1.5	4	0
49ERS	428	1,783	4.2	60t	13
OPPONENTS	405	1,535	3.8	50t	20

RECEIVING

	No	Yds	Avg	LG	TD
Parks, Dave	80	1,344	16.8	53t	12
Casey, Bernie	59	765	13.0	59t	8
Stickles, Monty	35	343	9.8	22	1
Willard, Ken	32	253	7.9	29t	4
Crow, John David	28	493	17.6	54	7
Kopay, Dave	11	147	13.4	44	1
Lewis, Gary	10	25	2.5	12	0
McFarland, Kay	8	106	13.3	35t	1
Johnson, Rudy	3	49	16.3	28	0
Messer, Dale	2	41	20.5	37	0
Burke, Vern	2	38	19.0	27t	1
Poole, Bob	2	29	14.5	15	0
49ERS	272	3,633	13.4	59t	35
OPPONENTS	225	3,290	14.6	80t	24

INTERCEPTIONS

	No	Yds	Avg	LG	TD
Johnson, Jimmy	6	47	7.8	26	0
Alexander, Kermit	3	23	7.7	15	0
Kimbrough, Elbert	2	5	2.5	5	0
Wilcox, Dave	1	16	16.0	16	0
Hazeltine, Matt	1	6	6.0	6	0
49ERS	13	97	7.5	26	0
OPPONENTS	21	232	11.1	33	3

KICKOFF RETURNS

	No	Yds	Avg	LG	TD
Alexander, Kermit	32	741	23.2	46	0
Lewis, Gary	15	355	23.7	39	0
Johnson, Rudy	4	71	17.8	27	0
Swinford, Wayne	4	61	15.3	22	0
Messer, Dale	1	27	27.0	27	0
Kopay, Dave	1	21	21.0	21	0
Cerne, Joe	1	0	0.0	0	0
Rubke, Karl	1	0	0.0	0	0
49ERS	59	1,276	21.6	46	0
OPPONENTS	59	1,566	26.5	99t	1

PUNT RETURNS

	No	FC	Yds	Avg	LG	TD
Alexander, Kermit	35	7	262	7.5	40	0
Swinford, Wayne	2	11	18	9.0	18	0
Lewis, Gary	1	0	3	3.0	3	0
49ERS	38	18	283	7.5	40	0
OPPONENTS	33	7	408	12.4	85t	1

PUNTING

	No	Yds	Avg	LG	Bik
Davis, Tommy	54	2,471	45.8	65	0
49ERS	54	2,471	45.8	65	0
OPPONENTS	62	2,599	41.9	90	0

PASSING

	Att	Comp	Pct	Yds	LG	TD	Int	QB
Brodie, John	391	242	61.9	3,112	59t	30	16	95.3
Mira, George	58	28	48.3	460	46	4	3	76.8
Crow, John David	4	2	50.0	61	45t	1	1	95.8
Willard, Ken	1	0	0.0	0	0	0	1	0.0
49ERS	454	272	59.9	3,633	59t	35	21	91.8
OPPONENTS	447	225	50.3	3,290	80t	24	13	80.5



1966 (6-6-2)

Jack Christiansen, Coach

T	20	Minnesota (29,312), S-11	20
L	14	at Baltimore (56,715), S-25	36
L	3	at Los Angeles Rams (45,642), S-30	34
W	21	Green Bay (39,290), O-9	20
W	44	at Atlanta (54,788), O-16	7
W	27	Detroit (36,745), O-23	24
L	3	at Minnesota (45,007), O-30	28
W	21	Los Angeles Rams (35,372), N-6	13
T	30	at Chicago (47,079), N-13	30
L	34	Philadelphia (31,993), N-20	35
W	41	at Detroit (53,189), N-24	14
L	7	at G.B. in Milwaukee (48,725), D-4	20
W	41	Chicago (37,170), D-11	14
L	14	Baltimore (40,005), D-18	30
320			325

TEAM STATISTICS

	49ers	Opp
TOTAL FIRST DOWNS	282	238
By Rushing	101	88
By Passing	153	126
By Penalties	28	24
TOTAL YARDS GAINED	4,391	4,179
By Rushing	1,377	1,629
By Passing	3,014	2,550
TOTAL PLAYS FROM SCRIMMAGE	952	868
Rushes	422	414
Average Gain Per Rush	4.2	3.9
FORWARD PASSES ATTEMPTED	500	414
Number Completed	261	206
Per Cent Completed	52.2	49.8
Sacks/Yards Lost	38/352	40/345
Passes Had Intercepted	26	18
Yards Gained Per Pass	6.5	7.0
Yards Gained Per Completion	12.4	14.1
PUNTS	70	76
Total Yardage of Punts	2,854	3,130
Average Length	40.6	41.2
KICKOFF RETURNS	56	59
Total Yards Returned	1,326	1,343
Average Length of Return	23.7	22.8
PENALTIES	86	91
Yards Penalized	819	938
FUMBLES	26	24
Own Fumbles Recovered	14	13
Opponents' Fumbles Recovered	11	12
FIELD GOALS	16	16
Field Goals Attempted	31	31
TOTAL POINTS SCORED	320	325
Touchdowns Scored	39	40
Touchdowns Rushing	12	15
Touchdowns Passing	21	22
Touchdowns Returns	6	3
Extra Points	38	37
Field Goals	16	16
Safeties	0	0

SCORING

	TDs	Ru	Pa	Int	Fu	KO	Pu	PAT	FG	S	Pts
Davis, Tommy	0	0	0	0	0	0	0	38/39	16/31	0	86
Willard, Ken	7	5	2	0	0	0	0	0/0	0/0	0	42
Parks, Dave	5	0	5	0	0	0	0	0/0	0/0	0	30
Crow, John David	4	1	3	0	0	0	0	0/0	0/0	0	24
Brodie, John	3	3	0	0	0	0	0	0/0	0/0	0	18
Kramer, Kent	3	0	3	0	0	0	0	0/0	0/0	0	18
Lewis, Gary	3	2	1	0	0	0	0	0/0	0/0	0	18
Alexander, Kermit	2	0	0	0	1	0	1	0/0	0/0	0	12
Kopay, Dave	2	1	1	0	0	0	0	0/0	0/0	0	12
Stickles, Monty	2	0	2	0	0	0	0	0/0	0/0	0	12
Casey, Bernie	1	0	1	0	0	0	0	0/0	0/0	0	6
Dowdle, Mike	1	0	0	1	0	0	0	0/0	0/0	0	6
Hazeltine, Matt	1	0	0	0	1	0	0	0/0	0/0	0	6
Jackson, Jim	1	0	1	0	0	0	0	0/0	0/0	0	6
Johnson, Jimmy	1	0	0	1	0	0	0	0/0	0/0	0	6
McFarland, Kay	1	0	1	0	0	0	0	0/0	0/0	0	6

Rookie Names in Italics

(continued)

SCORING

	TDs	Ru	Pa	Int	Fu	KO	Pu	PAT	FG	S	Pts
Randolph, Alvin	1	0	0	1	0	0	0	0/0	0/0	0	6
Witcher, Dick	1	0	1	0	0	0	0	0/0	0/0	0	6
49ERS	39	12	21	3	2	0	1	38/39	16/31	0	320
OPPONENTS	40	15	22	1	0	1	1	37/40	16/31	0	325

RUSHING

	Att	Yds	Avg	Lg	TD
Willard, Ken	191	763	4.0	49	5
Crow, John David	121	477	3.9	31	1
Kopay, Dave	47	204	4.3	32	1
Lewis, Gary	36	130	3.6	15	2
Mira, George	10	103	10.3	38	0
Davis, Tommy	3	43	14.3	22	0
Casey, Bernie	1	23	23.0	23	0
Kilmer, Billy	3	23	7.7	13	0
Brodie, John	5	18	3.6	7	3
Jackson, Jim	4	7	1.8	4	0
Parks, Dave	1	-1	-1.0	-1	0
49ERS	422	1,790	4.2	49	12
OPPONENTS	413	1,629	3.9	45	15

RECEIVING

	No	Yds	Avg	LG	TD
Parks, Dave	66	974	14.8	65t	5
Casey, Bernie	50	669	13.4	32	1
Willard, Ken	42	351	8.4	62	2
Crow, John David	30	341	11.4	54	3
Stickles, Monty	27	315	11.7	38	2
McFarland, Kay	13	219	16.9	43	1
Witcher, Dick	10	115	11.5	24	1
Kopay, Dave	10	67	6.7	29t	1
Lewis, Gary	7	44	6.3	18t	1
Kramer, Kent	5	81	16.2	24	3
Jackson, Jim	1	63	63.0	63t	1
49ERS	261	3,239	12.4	65t	21
OPPONENTS	206	2,895	14.1	83t	18

INTERCEPTIONS

	No	Yds	Avg	LG	TD
Alexander, Kermit	4	73	18.3	55	0
Johnson, Jimmy	4	57	14.3	35t	1
Randolph, Alvin	3	138	46.0	94t	1
Kimbrough, Elbert	3	60	20.0	44	0
Donnelly, George	2	16	8.0	16	0
Dowdle, Mike	1	27	27.0	27t	1
Hazeltine, Matt	1	8	8.0	8	0
49ERS	18	379	21.1	94t	3
OPPONENTS	26	334	12.9	50	1

KICKOFF RETURNS

	No	Yds	Avg	LG	TD
Alexander, Kermit	37	984	26.6	56	0
Jackson, Jim	8	162	20.3	28	0
Swinford, Wayne	4	73	18.3	21	0
Lewis, Gary	3	65	21.7	32	0
Kopay, Dave	2	20	10.0	11	0
Phillips, Mel	1	20	20.0	20	0
Hindman, Stan	1	2	2.0	2	0
49ERS	56	1,326	23.7	56	0
OPPONENTS	59	1,343	22.8	81	1

PUNT RETURNS

	No	FC	Yds	Avg	LG	TD
Alexander, Kermit	30	3	198	6.6	44t	1
Swinford, Wayne	8	6	12	1.5	7	0
Kopay, Dave	4	7	28	7.0	10	0
Jackson, Jim	2	0	0	0.0	0	0
Donnelly, George	1	0	0	0.0	0	0
49ERS	45	16	238	5.3	44t	1
OPPONENTS	33	13	368	11.2	79t	1

PUNTING

	No	Yds	Avg	LG	Bk
Davis, Tommy	63	2,609	41.4	60	0
Kilmer, Billy	7	245	35.0	45	0
49ERS	70	2,854	40.8	60	0
OPPONENTS	76	3,130	41.2	66	0

PASSING

	Att	Comp	Pct	Yds	LG	TD	Int	QB
Brodie, John	427	232	54.3	2,810	65t	16	22	65.8
Mira, George	53	22	41.5	284	29	5	2	74.7
Kilmer, Billy	16	5	31.3	84	26	0	1	24.0
Crow, John David	4	2	50.0	61	46	0	1	56.3
49ERS	500	261	52.2	3,239	65t	21	26	64.9
OPPONENTS	414	206	49.8	2,895	83t	18	18	69.0



1967 (7-7)

Jack Christiansen, Coach

W	27	at Minnesota (39,638), S-17	21
W	38	Atlanta (30,207), S-24	7
L	7	at Baltimore (60,238), O-1	41
W	27	at Los Angeles Rams (60,424), O-8	24
W	28	at Philadelphia (60,825), O-15	27
W	27	New Orleans (34,285), O-22	13
L	3	Detroit (37,990), O-29	45
L	7	Los Angeles Rams (53,194), N-5	17
L	28	at Washington (50,326), N-12	31
L	0	at Green Bay (50,861), N-19	13
L	9	Baltimore (44,815), N-26	26
L	14	Chicago (25,613), D-3	28
W	34	at Atlanta (51,798), D-10	28
W	24	Dallas (27,182), D-16	16
273			337

TEAM STATISTICS

	49ers	Opp
TOTAL FIRST DOWNS	242	237
By Rushing	101	92
By Passing	121	128
By Penalties	20	17
TOTAL YARDS GAINED	4,418	4,044
By Rushing	1,764	1,698
By Passing	2,654	2,346
TOTAL PLAYS FROM SCRIMMAGE	929	858
Rushes	434	407
Average Gain Per Rush	4.1	4.1
FORWARD PASSES ATTEMPTED	469	403
Number Completed	228	212
Per Cent Completed	48.6	52.6
Sacks/Yards Lost	26/208	48/409
Passes Had Intercepted	26	16
Yards Gained Per Pass	6.1	5.8
Yards Gained Per Completion	12.6	13.0
PUNTS	73	70
Total Yardage of Punts	2,745	3,063
Average Length	37.6	43.8
KICKOFF RETURNS	56	54
Total Yards Returned	1,326	1,311
Average Length of Return	23.7	24.3
PENALTIES	89	64
Yards Penalized	931	596
FUMBLES	20	24
Own Fumbles Recovered	10	11
Opponents' Fumbles Recovered	13	10
FIELD GOALS	14	17
Field Goals Attempted	33	35
TOTAL POINTS SCORED	273	337
Touchdowns Scored	33	41
Touchdowns Rushing	16	17
Touchdowns Passing	16	19
Touchdowns Returns	1	5
Extra Points	33	40
Field Goals	14	17
Safeties	0	0

SCORING

	TDs	Ru	Pa	Int	Fu	KO	Pu	PAT	FG	S	Pts
Davis, Tommy	0	0	0	0	0	0	0	33/33	14/33	0	75
Lewis, Gary	7	6	1	0	0	0	0	0/0	0/0	0	42
Willard, Ken	6	5	1	0	0	0	0	0/0	0/0	0	36
Crow, John David	5	2	3	0	0	0	0	0/0	0/0	0	30
Randle, Sonny	4	0	4	0	0	0	0	0/0	0/0	0	24
Windsor, Bob	3	0	2	0	1	0	0	0/0	0/0	0	18
Witcher, Dick	3	0	3	0	0	0	0	0/0	0/0	0	18
Cunningham, Doug	2	2	0	0	0	0	0	0/0	0/0	0	12
Parks, Dave	2	0	2	0	0	0	0	0/0	0/0	0	12
Brodie, John	1	1	0	0	0	0	0	0/0	0/0	0	6
49ERS	33	16	16	0	1	0	0	33/33	14/33	0	273
OPPONENTS	41	17	19	3	0	1	1	40/41	17/35	0	337

Rookie Names in Italics

RUSHING

	Att	Yds	Avg	Lg	TD
Willard, Ken	169	510	3.0	20	5
Crow, John David	113	479	4.2	39	2
Lewis, Gary	67	342	5.1	52	6
Cunningham, Doug	43	212	4.9	64t	2
Brodie, John	20	147	7.4	15	1
Mira, George	7	23	3.3	9	0
Kopay, Dave	6	21	3.5	10	0
<i>Spurrier, Steve</i>	5	18	3.6	9	0
Windsor, Bob	1	7	7.0	7	0
Tucker, Bill	3	5	1.7	3	0
49ERS	434	1,764	4.1	64t	16
OPPONENTS	407	1,698	4.1	73	17

RECEIVING

	No	Yds	Avg	LG	TD
Witcher, Dick	46	705	15.3	63t	3
Randle, Sonny	33	502	15.2	58	4
Crow, John David	31	373	12.0	59t	3
Parks, Dave	26	313	12.0	43	2
Willard, Ken	23	242	10.5	25	1
Windsor, Bob	21	254	12.1	55t	2
Lewis, Gary	21	218	10.4	32t	1
Cunningham, Doug	13	121	9.3	29	0
Stickles, Monty	7	86	12.3	19	0
Tucker, Bill	2	22	11.0	12	0
Myers, Chip	2	13	6.5	8	0
Kopay, Dave	2	11	5.5	11	0
Olerich, Dave	1	2	2.0	2	0
49ERS	228	2,862	12.6	63t	16
OPPONENTS	212	2,755	13.0	82t	19

INTERCEPTIONS

	No	Yds	Avg	LG	TD
Alexander, Kermit	5	72	14.4	48	0
Gonsoulin, Austin	3	9	3.0	5	0
Johnson, Jimmy	2	68	34.0	38	0
Wilcox, Dave	2	17	8.5	17	0
Jackson, Jim	1	22	22.0	22	0
Nunley, Frank	1	7	7.0	7	0
Miller, Clark	1	3	3.0	3	0
Phillips, Mel	1	0	0.0	0	0
49ERS	16	198	12.4	48	0
OPPONENTS	26	292	11.2	37	3

KICKOFF RETURNS

	No	Yds	Avg	LG	TD
Cunningham, Doug	31	826	26.7	94	0
Tucker, Bill	9	199	22.1	26	0
Lewis, Gary	9	190	21.1	33	0
Swinford, Wayne	2	51	25.5	32	0
Nunley, Frank	2	0	0.0	0	0
Kopay, Dave	1	21	21.0	21	0
Windsor, Bob	1	21	21.0	21	0
Alexander, Kermit	1	18	18.0	18	0
49ERS	56	1,326	23.7	94	0
OPPONENTS	54	1311	24.3	97t	1

PUNT RETURNS

	No	FC	Yds	Avg	LG	TD
Cunningham, Doug	27	7	249	9.2	57	0
Alexander, Kermit	6	1	64	10.7	31	0
Tucker, Bill	1	0	1	1.0	1	0
Gonsoulin, Austin	1	0	0	0.0	0	0
Lewis, Gary	0	1	0	0.0	0	0
49ERS	35	9	314	9.0	57	0
OPPONENTS	29	18	175	6.0	58t	1

PUNTING

	No	Yds	Avg	LG	Bik
<i>Spurrier, Steve</i>	73	2,745	37.6	61	1
49ERS	73	2,745	37.6	61	1
OPPONENTS	70	3,063	43.8	60	0

PASSING

	Att	Comp	Pct	Yds	LG	TD	Int	QB
Brodie, John	349	168	48.1	2,013	63t	11	16	57.6
Mira, George	65	35	53.8	592	58	5	3	91.3
<i>Spurrier, Steve</i>	50	23	46.0	211	21	0	7	18.4
Crow, John David	5	2	40.0	46	25	0	0	73.8
49ERS	469	228	48.6	2,862	63t	16	26	56.3
OPPONENTS	403	212	52.6	2,755	82t	19	16	73.6



1968 (7-6-1)

Dick Nolan, Coach

L	10	at Baltimore (56,864)/S-15	27
W	35	St. Louis (27,557), S-22	17
W	28	Atlanta (27,477), S-29	13
L	10	at Los Angeles Rams (69,520), O-6	24
L	14	Baltimore (32,822), O-13	42
W	26	at New York Giants (62,958), O-20	10
W	14	at Detroit (53,555), O-27	7
L	21	Cleveland (31,359), N-3	33
L	19	at Chicago (46,978), N-10	27
T	20	Los Angeles Rams (41,815), N-17	20
W	45	at Pittsburgh (21,408), N-24	28
W	27	Green Bay (47,218), D-1	20
L	20	Minnesota (29,049), D-8	30
W	14	at Atlanta (44,977), D-15	12
303			310

TEAM STATISTICS

	49ers	Opp
TOTAL FIRST DOWNS	260	250
By Rushing	98	111
By Passing	141	124
By Penalties	21	15
TOTAL YARDS GAINED	4,709	4,020
By Rushing	1,784	1,706
By Passing	2,925	2,244
TOTAL PLAYS FROM SCRIMMAGE	887	896
Rushes	443	445
Average Gain Per Rush	4.0	4.0
FORWARD PASSES ATTEMPTED	417	416
Number Completed	239	291
Per Cent Completed	57.3	48.4
Sacks/Yards Lost	27/182	35/304
Passes Had Intercepted	23	20
Yards Gained Per Pass	6.5	4.9
Yards Gained Per Completion	13.0	12.7
PUNTS	68	68
Total Yardage of Punts	2,651	2,856
Average Length	39.0	42.0
KICKOFF RETURNS	60	54
Total Yards Returned	1,064	1,163
Average Length of Return	17.7	20.8
PENALTIES	90	71
Yards Penalized	794	656
FUMBLES	26	22
Own Fumbles Recovered	12	11
Opponents' Fumbles Recovered	11	14
FIELD GOALS	11	22
Field Goals Attempted	24	32
TOTAL POINTS SCORED	303	310
Touchdowns Scored	39	35
Touchdowns Rushing	11	12
Touchdowns Passing	24	19
Touchdowns Returns	4	4
Extra Points	36	34
Field Goals	11	22
Safeties	0	0

SCORING	TDs	Ru	Pa	Int	Fu	KO	Pu	PAT	FG	S	Pts
Davis, Tommy	0	0	0	0	0	0	0	26/26	9/16	0	53
McNeil, Clifton	7	0	7	0	0	0	0	0/0	0/0	0	42
Tucker, Bill	7	3	4	0	0	0	0	0/0	0/0	0	42
Willard, Ken	7	7	0	0	0	0	0	0/0	0/0	0	42
Crow, John David	5	0	5	0	0	0	0	0/0	0/0	0	30
Lewis, Gary	4	1	3	0	0	0	0	0/0	0/0	0	24
Patera, Dennis	0	0	0	0	0	0	0	8/11	2/8	0	14
Windsor, Bob	2	0	2	0	0	0	0	0/0	0/0	0	12
Witcher, Dick	2	0	1	0	1	0	0	0/0	0/0	0	12
Alexander, Kermit	1	0	0	1	0	0	0	0/0	0/0	0	6
Belk, Bill	1	0	0	1	0	0	0	0/0	0/0	0	6
Hindman, Stan	1	0	0	1	0	0	0	0/0	0/0	0	6
McFarland, Kay	1	0	1	0	0	0	0	0/0	0/0	0	6
Randle, Sonny	1	0	1	0	0	0	0	0/0	0/0	0	6
49ERS	39	11	24	3	1	0	0	36/39	11/24	0	303
OPPONENTS*	35	12	19	1	1	1	0	34/35	22/32	0	310

*had one return of a blocked FGA

Rookie Names in Italics

RUSHING	Att	Yds	Avg	LG	TD
Willard, Ken	227	967	4.3	69t	7
Lewis, Gary	141	573	4.1	22	1
Tucker, Bill	30	135	4.5	18	3
Brodie, John	18	71	3.9	15	0
Daniels, Clem	12	37	3.1	11	0
Cunningham, Doug	6	7	1.2	5	0
Mira, George	1	5	5.0	5	0
Crow, John David	4	4	1.0	3	0
Lee, Dwight	2	1	0.5	1	0
McNeil, Clifton	1	-1	-1.0	-1	0
Spurrier, Steve	1	-15	-15.0	-15	0
49ERS	443	1,784	4.0	69t	11
OPPONENTS	447	1,766	4.0	32	15

RECEIVING	No	Yds	Avg	LG	TD
McNeil, Clifton	71	994	14.0	65t	7
Witcher, Dick	39	531	13.6	59t	1
Willard, Ken	36	232	6.4	20	0
Crow, John David	31	531	17.1	54t	5
Lewis, Gary	27	244	9.0	33	3
Tucker, Bill	15	197	13.1	59t	4
Windsor, Bob	8	146	18.3	62	2
McFarland, Kay	5	140	28.0	65	1
Randle, Sonny	3	44	14.7	29t	1
Cunningham, Doug	2	25	12.5	16	0
Daniels, Clem	2	23	11.5	16	0
49ERS	239	3,107	13.0	65t	24
OPPONENTS	201	2,547	12.7	60	19

INTERCEPTIONS	No	Yds	Avg	LG	TD
Alexander, Kermit	9	155	17.2	66t	1
Randolph, Alvin	4	60	15.0	40	0
Beard, Ed	2	93	46.5	69	0
Fuller, Johnny	2	3	1.5	3	0
Hindman, Stan	1	25	25.0	25t	1
Johnson, Jimmy	1	25	25.0	25	0
Belk, Bill	1	6	6.0	6t	1
49ERS	20	367	18.4	69	3
OPPONENTS	23	390	17.0	90	1

KICKOFF RETURNS	No	Yds	Avg	LG	TD
Alexander, Kermit	20	300	15.0	35	0
Cunningham, Doug	14	286	20.4	38	0
Daniels, Clem	10	266	26.6	29	0
Tucker, Bill	5	103	20.6	30	0
Lee, Dwight	2	43	21.5	22	0
Hays, Harold	2	21	10.5	13	0
Nunley, Frank	2	0	0.0	0	0
Fuller, Johnny	1	23	23.0	23	0
Banaszek, Cas	1	15	15.0	15	0
Olerich, Dave	1	4	4.0	4	0
Hart, Tommy	1	3	3.0	3	0
Peoples, Woody	1	0	0.0	0	0
49ERS	60	1,064	17.7	38	0
OPPONENTS	56	1,163	20.8	96t	1

PUNT RETURNS	No	FC	Yds	Avg	LG	TD
Alexander, Kermit	24	13	87	3.6	26	0
Fuller, Johnny	12	8	33	2.8	9	0
49ERS	36	21	120	3.3	26	0
OPPONENTS	31	23	238	7.7	27	0

PUNTING	No	Yds	Avg	LG	Bk
Spurrier, Steve	68	2,651	39.0	54	0
49ERS	68	2,651	39.0	54	0
OPPONENTS	68	2,856	42.0	55	0

PASSING	Att	Comp	Pct	Yds	LG	TD	Int	QB
Brodie, John	404	234	57.9	3,020	65t	22	21	78.0
Mira, George	11	4	36.4	44	43t	1	1	36.2
McNeil, Clifton	2	1	50.0	43	43t	1	1	95.8
49ERS	417	239	57.3	3,107	65t	24	23	77.1
OPPONENTS	415	201	48.4	2,547	60	19	20	63.2



1969 (4-8-2)

Dick Nolan, Coach

L	12	at Atlanta (45,940), S-21	24
L	7	at G.B. in Milwaukee (48,184), S-28	14
T	17	Washington (35,184), O-5	17
L	21	Los Angeles Rams (45,995), O-12	27
L	7	Atlanta (28,684), O-19	21
W	24	at Baltimore (60,238), O-26	21
L	14	Detroit (35,100), N-2	26
L	30	at Los Angeles Rams (73,975), N-9	41
W	20	Baltimore (38,472), N-16	17
L	38	at New Orleans (71,448), N-23	43
T	24	at Dallas (62,348), N-27	24
W	42	Chicago (32,826), D-6	21
L	7	at Minnesota (43,028), D-14	10
W	14	Philadelphia (25,391), D-21	13
277			319

TEAM STATISTICS

	49ers	Opp
TOTAL FIRST DOWNS	235	242
By Rushing	84	91
By Passing	153	128
By Penalties	16	23
TOTAL YARDS GAINED	4,694	4,175
By Rushing	1,536	1,704
By Passing	3,158	2,471
TOTAL PLAYS FROM SCRIMMAGE	914	854
Rushes	391	422
Average Gain Per Rush	3.9	4.0
FORWARD PASSES ATTEMPTED	496	402
Number Completed	278	205
Per Cent Completed	56.0	51.0
Sacks/Yards Lost	27/221	30/255
Passes Had Intercepted	26	20
Yards Gained Per Pass	6.4	5.5
Yards Gained Per Completion	11.4	12.1
PUNTS	71	65
Total Yardage of Punts	2,874	2,629
Average Length	40.5	40.4
KICKOFF RETURNS	47	43
Total Yards Returned	901	1,186
Average Length of Return	19.3	27.6
PENALTIES	85	70
Yards Penalized	845	671
FUMBLES	25	26
Own Fumbles Recovered	13	14
Opponents' Fumbles Recovered	12	12
FIELD GOALS	6	15
Field Goals Attempted	21	36
TOTAL POINTS SCORED	277	319
Touchdowns Scored	37	39
Touchdowns Rushing	13	14
Touchdowns Passing	22	22
Touchdowns Returns	2	3
Extra Points	35	38
Field Goals	6	15
Safeties	0	0

SCORING

	TDs	Ru	Pa	Int	Fu	KO	Pu	PAT	FG	S	Pts
Willard, Ken	10	7	3	0	0	0	0	0/0	0/0	0	60
Thomas, Jimmy	6	1	5	0	0	0	0	0/0	0/0	0	36
Gavric, Momcilo	0	0	0	0	0	0	0	22/24	3/11	0	31
Tucker, Bill	4	2	2	0	0	0	0	0/0	0/0	0	24
Davis, Tommy	0	0	0	0	0	0	0	13/13	3/10	0	22
Cunningham, Doug	3	3	0	0	0	0	0	0/0	0/0	0	18
McNeil, Clifton	3	0	3	0	0	0	0	0/0	0/0	0	18
Washington, Gene	3	0	3	0	0	0	0	0/0	0/0	0	18
Witcher, Dick	3	0	3	0	0	0	0	0/0	0/0	0	18
Windsor, Bob	2	0	2	0	0	0	0	0/0	0/0	0	12
Kwalick, Ted	1	0	1	0	0	0	0	0/0	0/0	0	6
Lakes, Roland	1	0	0	0	1	0	0	0/0	0/0	0	6
Woitt, Johnny	1	0	0	1	0	0	0	0/0	0/0	0	6
Team	0	0	0	0	0	0	0	0/0	0/0	1	2
49ERS	37	13	22	1	1	0	0	35/37	6/21	1	277
OPPONENTS	39	14	22	1	1	1	0	38/39	15/36	1	319

Rookie Names in Italics

RUSHING

	Att	Yds	Avg	LG	TD
Willard, Ken	171	557	3.3	18	7
Cunningham, Doug	147	541	3.7	33	3
Thomas, Jimmy	23	190	8.3	75t	1
Tucker, Bill	20	72	3.6	24t	2
Brodie, John	11	62	5.6	15	0
Spurrier, Steve	5	49	9.8	29	0
Windsor, Bob	5	39	7.8	13	0
Davis, Tommy	2	21	10.5	16	0
Lewis, Gary	4	5	1.3	4	0
Moore, Gene	2	4	2.0	2	0
Washington, Gene	1	-4	-4.0	-4	0
49ERS	391	1,536	3.9	75t	13
OPPONENTS	422	1,704	4.0	41	14

RECEIVING

	No	Yds	Avg	LG	TD
Washington, Gene	51	711	13.9	52	3
Cunningham, Doug	51	484	9.5	58	0
Windsor, Bob	49	597	12.2	32	2
Willard, Ken	36	326	9.1	36	3
Witcher, Dick	33	435	13.2	49	3
Thomas, Jimmy	18	364	20.2	75t	5
McNeil, Clifton	17	255	15.0	80t	3
Tucker, Bill	14	104	7.4	18t	2
Johnson, Leo	4	42	10.5	14	0
Kwalick, Ted	2	32	16.0	31	1
Moore, Gene	2	28	14.0	24	0
Edwards, Earl	1	1	1.0	1	0
49ERS	278	3,379	12.2	80t	22
OPPONENTS	205	2,726	13.3	93	22

INTERCEPTIONS

	No	Yds	Avg	LG	TD
Alexander, Kermit	5	39	7.8	22	0
Johnson, Jimmy	5	18	3.6	18	0
Wilcox, Dave	2	17	8.5	17	0
Taylor, Roosevelt	2	15	7.5	15	0
Randolph, Alvin	2	10	5.0	5	0
Woitt, Johnny	1	57	57.0	57t	1
Fuller, Johnny	1	31	31.0	31	0
Nunley, Frank	1	7	7.0	7	0
Krueger, Charlie	1	0	0.0	0	0
49ERS	20	194	9.7	57t	1
OPPONENTS	26	304	11.7	38	1

KICKOFF RETURNS

	No	Yds	Avg	LG	TD
Smith, Noland	14	315	22.5	60	0
Cunningham, Doug	9	207	23.0	30	0
Fuller, Johnny	8	155	19.4	28	0
Lewis, Gary	5	155	31.0	34	0
Alexander, Kermit	3	47	15.7	24	0
Edwards, Earl	3	3	1.0	3	0
Taylor, Roosevelt	1	16	16.0	16	0
Wilcox, Dave	1	10	10.0	10	0
Kwalick, Ted	1	0	0.0	0	0
Sniadecki, Jim	1	0	0.0	0	0
Tucker, Bill	1	0	0.0	0	0
49ERS	47	908	19.3	60	0
OPPONENTS	43	1,186	27.6	87t	1

PUNT RETURNS

	No	FC	Yds	Avg	LG	TD
Smith, Noland	10	4	46	4.6	18	0
Fuller, Johnny	5	4	12	2.4	7	0
Alexander, Kermit	4	3	-18	-4.5	0	0
Cunningham, Doug	3	11	23	7.7	14	0
49ERS	22	22	63	2.9	18	0
OPPONENTS	39	14	293	7.5	50	0

PUNTING

	No	Yds	Avg	LG	BK
Kilgore, Jon	36	1,451	40.3	72	0
Davis, Tommy	23	955	41.5	55	0
Spurrier, Steve	12	468	39.0	57	0
49ERS	71	2,874	40.5	72	0
OPPONENTS	65	2,629	40.5	60	0

PASSING

	Att	Comp	Pct	Yds	LG	TD	Int	QB
Brodie, John	347	194	55.9	2,405	80t	16	15	74.9
Spurrier, Steve	146	81	55.5	926	75t	5	11	54.8
Cunningham, Doug	3	3	100.0	48	31	1	0	158.3
49ERS	496	278	56.1	3,379	80t	22	26	70.1
OPPONENTS	402	205	51.0	2,726	93	22	20	70.3



1970 (10-3-1/11-4-1)

NFC West Champions

Dick Nolan, Coach

W	26	Washington (34,984), S-20	17
W	34	Cleveland (37,502), S-27	31
L	20	at Atlanta (58,850), O-4	21
W	20	at Los Angeles Rams (77,272), O-11	6
T	20	New Orleans (39,446), O-18	20
W	19	Denver (39,515), O-25	14
W	26	Green Bay (59,335), N-1	10
W	37	at Chicago (45,607), N-8	16
W	30	at Houston (43,040), N-15	20
L	7	at Detroit (56,232), N-22	28
L	13	Los Angeles Rams (59,602), N-29	30
W	24	Atlanta (41,387), D-6	20
W	38	at New Orleans (61,940), D-13	27
W	38	at Oakland Raiders (54,535), D-20	7

352

267

NFC PLAYOFF - DEC. 27

(at Bloomington, MN - Metropolitan Stadium)

W	17	Minnesota (45,103)	14
---	----	--------------------	----

NFC CHAMPIONSHIP - JAN. 3

(at San Francisco - Kezar Stadium)

L	10	Dallas (59,364)	17
---	----	-----------------	----

TEAM STATISTICS

	49ers	Opp
TOTAL FIRST DOWNS	237	213
By Rushing	86	81
By Passing	125	110
By Penalties	26	22
TOTAL NET YARDS	4,503	3,972
Net Yards Rushing	1,580	1,799
Net Yards Passing	2,923	2,173
TOTAL PLAYS FROM SCRIMMAGE	862	839
Rushes	471	425
Average Gain Per Rush	3.4	4.2
FORWARD PASSES ATTEMPTED	383	384
Number Completed	226	185
Per Cent Completed	59.0	48.2
Quarterback Sacks	8	30
Yards Lost	67	261
Passes Had Intercepted	10	22
Yards Gained Per Pass	7.5	5.3
Yards Gained Per Completion	13.2	13.2
PUNTS	75	82
Total Yardage of Punts	2,877	3,309
Average Length	38.4	40.4
KICKOFF RETURNS	49	58
Total Yards Returned	967	1,362
Average Length of Return	19.7	23.5
PENALTIES	88	87
Yards Penalized	997	965
FUMBLES	24	35
Own Fumbles Recovered	9	15
Opponents' Fumbles Recovered	20	15
FIELD GOALS	21	15
Field Goals Attempted	31	24
TOTAL POINTS SCORED	352	267
Touchdowns Scored	41	32
Touchdowns Rushing	13	12
Touchdowns Passing	25	19
Touchdowns Returns	3	1
Extra Points	39	30
Field Goals	21	15
Safeties	1	0

SCORING	TDs	Ru	Pa	Int	Fu	KO	Pu	PAT	FG	S	Pts
Gossett, Bruce	0	0	0	0	0	0	0	39/41	21/31	0	102
Washington, Gene	12	0	12	0	0	0	0	0/0	0/0	0	72
Willard, Ken	10	7	3	0	0	0	0	0/0	0/0	0	60
Cunningham, Doug	3	3	0	0	0	0	0	0/0	0/0	0	18
Thomas, Jimmy	3	0	3	0	0	0	0	0/0	0/0	0	18
Brodie, John	2	2	0	0	0	0	0	0/0	0/0	0	12
Tucker, Bill	2	1	1	0	0	0	0	0/0	0/0	0	12

Rookie Names in Italics

(continued)

SCORING	TDs	Ru	Pa	Int	Fu	KO	Pu	PAT	FG	S	Pts
Windsor, Bob	2	0	2	0	0	0	0	0/0	0/0	0	12
Witcher, Dick	2	0	2	0	0	0	0	0/0	0/0	0	12
Johnson, Jimmy	1	0	0	1	0	0	0	0/0	0/0	1	8
Isenbarger, John	1	0	1	0	0	0	0	0/0	0/0	0	6
Kwalick, Ted	1	0	1	0	0	0	0	0/0	0/0	0	6
Phillips, Mel	1	0	0	1	0	0	0	0/0	0/0	0	6
Taylor, Bruce*	1	0	0	0	0	0	0	0/0	0/0	0	6
Randolph, Alvin	0	0	0	0	0	0	0	0/0	0/0	1	2
49ERS	41	13	25	2	0	0	0	39/41	21/31	2	352
OPPONENTS	32	12	19	0	1	0	0	30/32	15/24	0	267

* had one ret. of blkd FGA

RUSHING	Att	Yds	Avg	LG	TD
Willard, Ken	236	789	3.3	20	7
Cunningham, Doug	128	443	3.5	25	3
Tucker, Bill	42	137	3.3	11	1
Thomas, Jimmy	31	89	2.9	14	0
Kwalick, Ted	3	65	21.7	45	0
Isenbarger, John	18	43	2.4	27	0
Brodie, John	9	29	3.2	12t	2
Strong, Jim	2	3	1.5	3	0
Spurrier, Steve	2	-18	-9.0	-5	0
49ERS	471	1,580	3.4	45	13
OPPONENTS	425	1,799	4.2	80t	12

RECEIVING	No	Yds	Avg	LG	TD
Washington, Gene	53	1,100	20.8	79t	12
Cunningham, Doug	35	209	6.0	29	0
Windsor, Bob	31	363	11.7	35	2
Willard, Ken	31	259	8.4	32	3
Witcher, Dick	22	288	13.1	28	2
Tucker, Bill	17	108	6.4	28t	1
Thomas, Jimmy	12	221	18.4	61t	3
Kwalick, Ted	10	148	14.8	26t	1
Isenbarger, John	8	158	19.8	61t	1
Riley, Preston	7	136	19.4	68	0
49ERS	226	2,990	13.2	79t	25

INTERCEPTIONS	No	Yds	Avg	LG	TD
Taylor, Bruce	3	70	23.3	70	0
Phillips, Mel	3	49	16.3	35t	1
Nunley, Frank	3	42	14.0	24	0
Taylor, Roosevelt	3	27	9.0	19	0
Vanderbundt, Skip	3	18	6.0	18	0
Wilcox, Dave	2	46	23.0	35	0
Johnson, Jimmy	2	36	18.0	36t	1
Fuller, Johnny	1	20	20.0	20	0
Hart, Tommy	1	0	0.0	0	0
Randolph, Alvin	1	0	0.0	0	0
49ERS	22	308	14.0	70	2

OPPONENTS	No	Yds	Avg	LG	TD
Tucker, Bill	25	577	23.1	43	0
Taylor, Bruce	12	190	15.8	25	0
Thomas, Jimmy	6	177	29.5	55	0
Beard, Ed	2	8	4.0	8	0
Fuller, Johnny	1	8	8.0	8	0
Belk, Bill	1	7	7.0	7	0
Riley, Preston	1	0	0.0	0	0
Windsor, Bob	1	0	0.0	0	0
49ERS	49	967	19.7	43	0
OPPONENTS	58	1,362	23.5	62	0

PUNT RETURNS	No	FC	Yds	Avg	LG	TD
Taylor, Bruce	43	10	516	12.0	76	0
Fuller, Johnny	4	2	29	7.3	12	0
Riley, Preston	1	0	5	5.0	5	0
49ERS	48	12	550	11.5	76	0
OPPONENTS	38	21	180	4.7	16	0

PUNTING	No	Yds	Avg	LG	Bk
Spurrier, Steve	75	2,877	38.4	58	0
49ERS	75	2,877	38.4	58	0
OPPONENTS	82	3,309	40.4	57	1

PASSING	Att	Comp	Pct	Yds	LG	TD	Int	QB
Brodie, John	378	223	59.0	2,941	79t	24	10	93.8
Spurrier, Steve	4	3	75.0	49	26	1	0	155.2
Isenbarger, John	1	0	0.0	0	0	0	0	39.6
49ERS	383	226	59.0	2,990	79t	25	10	94.7
OPPONENTS	384	185	48.2	2,434	69	19	22	61.3



1971 (9-5/10-6)

NFC West Champions

Dick Nolan, Coach

L	17	at Atlanta (56,990), S-19	20
W	38	at New Orleans (81,595), S-26	20
W	31	at Philadelphia (65,358), O-3	3
L	13	Los Angeles Rams (44,000), O-10 +	20
W	13	Chicago (44,133), O-17	0
W	26	at St. Louis (50,419), O-24	14
W	27	New England (45,092), O-31	10
W	13	at Minnesota (49,784), N-7	9
L	20	New Orleans (45,138), N-14	26
L	6	at Los Angeles Rams (80,050), N-21	17
W	24	at New York Jets (62,936), N-28	21
L	17	Kansas City (45,306), MON/D-6	26
W	24	Atlanta (44,584), D-12	3
W	31	Detroit (45,580), D-19	27
300			216

NFC PLAYOFF - DEC. 26

(at San Francisco - Candlestick Park)

W	24	Washington (45,327)	20
---	----	---------------------	----

NFC CHAMPIONSHIP - JAN. 2

(at Irving - Texas Stadium)

L	3	Dallas (63,409)	14
---	---	-----------------	----

+ -First 49ers' regular season game at Candlestick Park.

TEAM STATISTICS		49ers	Opp
TOTAL FIRST DOWNS		257	199
By Rushing		113	80
By Passing		122	96
By Penalties		22	23
TOTAL NET YARDS		4,706	3,679
Net Yards Rushing		2,129	1,668
Net Yards Passing		2,577	2,011
TOTAL PLAYS FROM SCRIMMAGE		900	787
Rushes		498	408
Average Gain Per Rush		4.3	4.1
FORWARD PASSES ATTEMPTED		391	341
Number Completed		209	152
Per Cent Completed		53.5	44.6
Quarterback Sacks		11	38
Yards Lost		111	298
Passes Had Intercepted		11	14
Yards Gained Per Pass		6.4	5.3
Yards Gained Per Completion		12.9	15.2
PUNTS		51	73
Total Yardage of Punts		1,974	2,898
Average Length		38.7	39.7
KICKOFF RETURNS		85	61
Total Yards Returned		1,653	1,467
Average Length of Return		19.5	24.1
PENALTIES		88	75
Yards Penalized		961	610
FUMBLES		33	31
Own Fumbles Recovered		15	15
Opponents' Fumbles Recovered		15	18
FIELD GOALS		23	19
Field Goals Attempted		36	33
TOTAL POINTS SCORED		300	216
Touchdowns Scored		33	23
Touchdowns Rushing		12	4
Touchdowns Passing		18	17
Touchdowns Returns		3	2
Extra Points		33	21
Field Goals		23	19
Safeties		0	0

SCORING	TDs	Ru	Pa	Int	Fu	KO	Pu	PAT	FG	S	Pts
Gossett, Bruce	0	0	0	0	0	0	0	32/32	23/36		101
Washington, Vic	7	3	4	0	0	0	0	0/0	0/0		42
Kwalick, Ted	5	0	5	0	0	0	0	0/0	0/0		30
Willard, Ken	5	4	1	0	0	0	0	0/0	0/0		30
Washington, Gene	4	0	4	0	0	0	0	0/0	0/0		24
Brodie, John	3	3	0	0	0	0	0	0/0	0/0		18

Rookie Names in Italics

(continued)

SCORING	TDs	Ru	Pa	Int	Fu	KO	Pu	PAT	FG	S	Pts
Witcher, Dick	3	0	3	0	0	0	0	0/0	0/0	0	18
Schreiber, Larry	1	0	1	0	0	0	0	1/1	0/0	0	7
Blue, Forrest	1	0	0	0	1	0	0	0/0	0/0	0	6
Cunningham, Doug	1	1	0	0	0	0	0	0/0	0/0	0	6
Hart, Tommy	1	0	0	0	1	0	0	0/0	0/0	0	6
Taylor, Bruce*	1	0	0	0	0	0	0	0/0	0/0	0	6
Thomas, Jimmy	1	1	0	0	0	0	0	0/0	0/0	0	6
49ERS	33	12	18	0	2	0	0	33/33	23/36	0	300
OPPONENTS	23	4	17	1	1	0	0	21/23	19/33	0	216

* had one ret. of blkd FGA

RUSHING	Att	Yds	Avg	LG	TD
Willard, Ken	216	855	4.0	49	4
Washington, Vic	191	811	4.3	42	3
Schreiber, Larry	34	180	5.3	23	0
Cunningham, Doug	25	98	3.9	14	1
Kwalick, Ted	6	62	10.3	28	0
Brodie, John	14	45	3.2	12	3
Thomas, Jimmy	3	36	12.0	25t	1
Isenbarger, John	5	34	6.8	22	0
Windsor, Bob	1	21	21.0	21	0
Spurrier, Steve	1	2	2.0	2	0
McCann, Jim	2	-15	-7.5	-6	0
49ERS	498	2,129	4.3	49	12
OPPONENTS	408	1,668	4.1	64t	4

RECEIVING	No	Yds	Avg	LG	TD
Kwalick, Ted	52	664	12.8	42t	5
Washington, Gene	46	884	19.2	71t	4
Washington, Vic	36	317	8.8	40	4
Willard, Ken	27	202	7.5	33	1
Cunningham, Doug	19	188	9.9	28	0
Witcher, Dick	18	250	13.9	50t	3
Schreiber, Larry	3	79	26.3	46	1
Riley, Preston	3	39	13.0	24	0
Thomas, Jimmy	3	33	11.0	14	0
Windsor, Bob	2	32	16.0	30	0
49ERS	209	2,688	12.9	71t	18
OPPONENTS	152	2,309	15.2	61t	17

INTERCEPTIONS	No	Yds	Avg	LG	TD
Taylor, Bruce	3	68	22.7	49	0
Johnson, Jimmy	3	16	5.3	10	0
Taylor, Roosevelt	3	13	4.3	13	0
Fuller, Johnny	2	57	28.5	57	0
Simpson, Mike	1	15	15.0	15	0
Vanderbundt, Skip	1	10	10.0	10	0
Nunley, Frank	1	7	7.0	7	0
49ERS	14	186	13.3	57	0
OPPONENTS	24	385	16.0	39	1

KICKOFF RETURNS	No	Yds	Avg	LG	TD
Washington, Vic	33	858	26.0	74	0
Cunningham, Doug	6	121	20.2	27	0
Windsor, Bob	4	66	16.5	25	0
Kwalick, Ted	2	9	4.5	5	0
Beard, Ed	1	21	21.0	21	0
49ERS	85	1,653	19.5	74	1
OPPONENTS	61	1,467	24.1	65	0

PUNT RETURNS	No	FC	Yds	Avg	LG	TD
Taylor, Bruce	34	10	235	6.9	38	0
Fuller, Johnny	3	2	31	10.3	13	0
Riley, Preston	1	0	2	2.0	2	0
Vanderbundt, Skip	1	0	0	0.0	0	0
49ERS	39	12	268	6.9	38	0
OPPONENTS	19	17	44	2.3	10	0

PUNTING	No	Yds	Avg	LG	Bik
McCann, Jim	49	1,897	38.7	54	1
Spurrier, Steve	2	77	38.5	40	0
49ERS	51	1,974	38.7	54	1
OPPONENTS	73	2,898	39.7	60	0

PASSING	Att	Comp	Pct	Yds	LG	TD	Int	QB
Brodie, John	387	208	53.7	2,642	71t	18	24	65.0
Spurrier, Steve	4	1	25.0	46	46	0	0	75.0
49ERS	391	209	53.5	2,688	71t	18	24	65.0
OPPONENTS	341	152	44.6	2,309	61t	17	14	67.0



1972 (8-5-1/8-6-1)

NFC West Champions

Dick Nolan, Coach

W	34	San Diego (56,906), S-17	3
L	20	at Buffalo (45,825), S-24	27
W	37	at New Orleans (69,840), O-1	2
L	7	at Los Angeles Rams (77,382), O-8	31
L	17	New York Giants (53,284), O-15	23
T	20	New Orleans (53,571), O-22	20
W	49	at Atlanta (58,850), O-29	14
L	24	at G.B. in Milwaukee (47,897), N-5	34
W	24	Baltimore (57,225), N-12	21
W	34	at Chicago (65,201), N-19	21
W	31	—at Dallas (65,214)—THU (Thanksgiving Day), N-23	10
L	16	Los Angeles Rams (60,175), MON/D-4	26
W	20	Atlanta (57,523), D-10	0
W	20	Minnesota (58,502), D-16	17

353**249**

NFC PLAYOFF - DEC. 23

(at San Francisco — Candlestick Park)

L	28	Dallas (59,746)	30
---	----	-----------------	----

TEAM STATISTICS

	49ers	Opp
TOTAL FIRST DOWNS	234	221
By Rushing	87	96
By Passing	129	105
By Penalties	18	20
TOTAL NET YARDS	4,351	4,026
Net Yards Rushing	1,616	1,847
Net Yards Passing	2,735	2,179
TOTAL PLAYS FROM SCRIMMAGE	847	858
Rushes	445	446
Average Gain Per Rush	3.6	4.1
FORWARD PASSES ATTEMPTED	380	366
Number Completed	217	169
Per Cent Completed	57.1	46.2
Quarterback Sacks	22	46
Yards Lost	153	403
Passes Had Intercepted	24	19
Avg. Net Passing per Game	195.4	155.6
PUNTS	64	72
Total Yardage of Punts	2,542	3,123
Average Length	39.7	43.4
KICKOFF RETURNS	44	66
Total Yards Returned	1,041	1,530
Average Length of Return	23.7	23.2
PENALTIES	73	81
Yards Penalized	664	677
FUMBLES	30	40
Own Fumbles Recovered	17	23
Opponents' Fumbles Recovered	17	13
FIELD GOALS	18	17
Field Goals Attempted	29	29
TOTAL POINTS SCORED	353	249
Touchdowns Scored	43	28
Touchdowns Rushing	11	12
Touchdowns Passing	27	14
Touchdowns Returns	5	2
Extra Points	41	28
Field Goals	18	17
Safeties	0	1

SCORING

	TDs	Ru	Pa	Int	Fu	KO	Pu	PAT	FG	S	Pts
Gossett, Bruce	0	0	0	0	0	0	0	41/42	18/29	0	95
Washington, Gene	12	0	12	0	0	0	0	0/0	0/0	0	72
Kwalick, Ted	9	0	9	0	0	0	0	0/0	0/0	0	54
Washington, Vic	5	3	1	0	0	1	0	0/0	0/0	0	30
Willard, Ken	5	4	1	0	0	0	0	0/0	0/0	0	30
Schreiber, Larry	3	2	1	0	0	0	0	0/0	0/0	0	18
Vanderbundt, Skip	3	0	0	2	1	0	0	0/0	0/0	0	18
Brodie, John	1	1	0	0	0	0	0	0/0	0/0	0	6
Isenbarger, John	1	0	1	0	0	0	0	0/0	0/0	0	6
Riley, Preston	1	0	1	0	0	0	0	0/0	0/0	0	6

Rookie Names in Italics

(continued)

SCORING

	TDs	Ru	Pa	Int	Fu	KO	Pu	PAT	FG	S	Pts
Simpson, Mike	1	0	0	1	0	0	0	0/0	0/0	0	6
Thomas, Jimmy	1	1	0	0	0	0	0	0/0	0/0	0	6
Witcher, Dick	1	0	1	0	0	0	0	0/0	0/0	0	6
49ERS	43	11	27	3	1	1	0	41/42	18/29	0	353
OPPONENTS	28	12	14	1	1	0	0	28/28	17/29	1	249

RUSHING

	Att	Yds	Avg	LG	TD
Washington, Vic	141	468	3.3	33	3
Schreiber, Larry	118	420	3.6	20	2
Willard, Ken	100	345	3.5	23	4
Thomas, Jimmy	52	250	4.8	22	1
Spurrier, Steve	11	51	4.6	15	0
Cunningham, Doug	8	32	4.0	12	0
Reed, Joe	4	22	5.5	22	0
Kwalick, Ted	5	11	2.2	10	0
Isenbarger, John	3	9	3.0	7	0
Brodie, John	3	8	2.7	4	1
49ERS	445	1,616	3.6	33	11
OPPONENTS	446	1,847	4.1	68	12

RECEIVING

	No	Yds	Avg	LG	TD
Washington, Gene	46	918	20.0	62t	12
Washington, Vic	43	393	9.1	33	1
Kwalick, Ted	40	751	18.8	81t	9
Schreiber, Larry	31	283	9.1	64t	1
Willard, Ken	24	131	5.5	15	1
Thomas, Jimmy	15	148	9.9	29	0
Riley, Preston	11	156	14.2	28t	1
Isenbarger, John	3	66	22.0	33	1
Witcher, Dick	3	22	7.3	17	1
Beasley, Terry	1	20	20.0	20	0
49ERS	217	2,888	13.3	81t	27
OPPONENTS	169	2,582	15.3	85t	14

INTERCEPTIONS

	No	Yds	Avg	LG	TD
Johnson, Jimmy	4	18	4.5	15	0
Wilcox, Dave	3	12	4.0	9	0
Vanderbundt, Skip	2	58	29.0	37t	2
Simpson, Mike	2	32	16.0	32t	1
Taylor, Bruce	2	4	2.0	2	0
Nunley, Frank	1	12	12.0	12	0
Beard, Ed	1	10	10.0	10	0
Fuller, Johnny	1	0	0.0	0	0
Hall, Windlan	1	0	0.0	0	0
Hart, Tommy	1	0	0.0	0	0
Phillips, Mel	1	0	0.0	0	0
49ERS	19	146	7.7	37t	3
OPPONENTS	24	240	10.0	35t	1

KICKOFF RETURNS

	No	Yds	Avg	LG	TD
Washington, Vic	27	771	28.6	98t	1
McGill, Ralph	10	192	19.2	30	0
Schreiber, Larry	2	41	20.5	25	0
Hoskins, Bob	2	17	8.5	17	0
Beard, Ed	2	-1	-0.5	1	0
Nunley, Frank	1	21	21.0	21	0
49ERS	44	1,041	23.7	98t	1
OPPONENTS	66	1,530	23.2	75	0

PUNT RETURNS

	No	FC	Yds	Avg	LG	TD
McGill, Ralph	22	0	219	10.0	33	0
Taylor, Bruce	21	8	145	6.9	41	0
Fuller, Johnny	1	1	9	9.0	9	0
49ERS	44	9	373	8.5	41	0
OPPONENTS	20	29	70	3.5	34	0

PUNTING

	No	Yds	Avg	LG	Blk
McCann, Jim	64	2,542	39.7	63	1
49ERS	64	2,542	39.7	63	1
OPPONENTS	72	3,123	43.4	65	0

PASSING

	Att	Comp	Pct	Yds	LG	TD	Int	QB
Spurrier, Steve	269	147	54.7	1,983	81t	18	16	75.9
Brodie, John	110	70	63.6	905	53	9	8	86.4
Isenbarger, John	1	0	0.0	0	0	0	0	39.6
49ERS	380	217	57.1	2,888	81t	27	24	78.7
OPPONENTS	366	169	46.2	2,582	85t	14	19	61.1



1973 (5-9)

Dick Nolan, Coach

L	13	at Miami (68,275), S-16	21
W	36	at Denver (50,966), S-23	34
L	20	Los Angeles Rams (57,487), S-30	40
W	13	at Atlanta (58,850), O-7	9
L	13	Minnesota (56,438), O-14	17
W	40	New Orleans (52,881), O-21	0
L	3	Atlanta (56,825), O-28	17
L	20	at Detroit (49,531), N-4	30
L	9	at Washington (54,381), N-11	33
L	13	at Los Angeles Rams (78,358), N-18	31
W	20	Green Bay (49,244), MON /N-26	6
W	38	Philadelphia (51,155), D-2	28
L	10	at New Orleans (62,490), D-9	16
L	14	Pittsburgh (52,752), D-15	37
262			319

TEAM STATISTICS

	49ers	Opp
TOTAL FIRST DOWNS	251	242
By Rushing	97	112
By Passing	127	115
By Penalties	27	15
TOTAL NET YARDS	4,224	4,329
Net Yards Rushing	1,743	1,963
Net Yards Passing	2,481	2,366
TOTAL PLAYS FROM SCRIMMAGE	915	928
Rushes	422	513
Average Gain Per Rush	4.1	3.8
FORWARD PASSES ATTEMPTED	466	383
Number Completed	233	194
Per Cent Completed	50.0	50.7
Quarterback Sacks	27	32
Yards Lost	164	225
Passes Had Intercepted	25	17
Avg. Net Passing per Game	177.2	169.0
PUNTS	79	72
Total Yardage of Punts	3,455	2,977
Average Length	43.7	41.4
KICKOFF RETURNS	63	52
Total Yards Returned	1,301	1,151
Average Length of Return	20.7	22.1
PENALTIES	93	77
Yards Penalized	903	754
FUMBLES	32	23
Own Fumbles Recovered	18	8
Opponents' Fumbles Recovered	15	14
FIELD GOALS	26	31
Field Goals Attempted	33	45
TOTAL POINTS SCORED	262	319
Touchdowns Scored	26	32
Touchdowns Rushing	15	11
Touchdowns Passing	9	19
Touchdowns Returns	2	2
Extra Points	26	32
Field Goals	26	31
Safeties	1	1

SCORING

	TDs	Ru	Pa	Int	Fu	KO	Pu	PAT	FG	S	Pts
Gossett, Bruce	0	0	0	0	0	0	0	26/26	26/33	0	104
Washington, Vic	8	8	0	0	0	0	0	0/0	0/0	0	48
Kwalick, Ted	5	0	5	0	0	0	0	0/0	0/0	0	30
Hall, Windlan	2	0	0	0	1	0	1*	0/0	0/0	0	12
Spurrier, Steve	2	2	0	0	0	0	0	0/0	0/0	0	12
Washington, Gene	2	0	2	0	0	0	0	0/0	0/0	0	12
Willard, Ken	2	1	1	0	0	0	0	0/0	0/0	0	12
Abramowicz, Dan	1	0	1	0	0	0	0	0/0	0/0	0	6
Atkins, David	1	1	0	0	0	0	0	0/0	0/0	0	6
Brodie, John	1	1	0	0	0	0	0	0/0	0/0	0	6
Cunningham, Doug	1	1	0	0	0	0	0	0/0	0/0	0	6
Thomas, Jimmy	1	1	0	0	0	0	0	0/0	0/0	0	6
Hardman, Cedrick	0	0	0	0	0	0	0	0/0	0/0	1	2
49ERS	26	15	9	0	1	0	0	26/26	26/33	1	262
OPPONENTS	32	11	19	1	0	1	0	32/32	31/45	1	319

*recovered blocked punt

Rookie Names in Italics

RUSHING

	Att	Yds	Avg	LG	TD
Washington, Vic	151	534	3.5	25	8
Willard, Ken	83	366	4.4	33	1
Thomas, Jimmy	56	259	4.6	16	1
Cunningham, Doug	44	165	3.8	12	1
Schreiber, Larry	42	163	3.9	13	0
Reed, Joe	15	85	7.0	20	0
Wittum, Tom	1	63	63.0	63	0
Kwalick, Ted	5	37	7.4	20	0
Spurrier, Steve	9	32	3.6	12	2
Atkins, Dave	4	19	4.8	8	1
Brodie, John	5	16	3.2	14	1
Jackson, Randy	6	10	1.7	5	0
Isenbarger, John	1	-6	-6.0	-6	0
49ERS	422	1,743	4.1	63	15
OPPONENTS	513	1,963	3.8	37	11

RECEIVING

	No	Yds	Avg	LG	TD
Kwalick, Ted	47	729	15.5	48	5
Washington, Gene	37	606	16.4	58	2
Abramowicz, Dan	35	442	12.6	54	1
Washington, Vic	33	238	7.2	20	0
Willard, Ken	22	160	7.3	26	1
Thomas, Jimmy	19	157	8.3	66	0
Cunningham, Doug	15	118	7.9	23	0
Schreiber, Larry	12	98	8.2	31	0
Isenbarger, John	10	67	6.7	18	0
Jackson, Randy	1	20	20.0	20	0
Witcher, Dick	1	13	13.0	13	0
Atkins, Dave	1	-3	-3.0	-3	0
49ERS	233	2,645	11.4	66	9
OPPONENTS	194	2,591	13.4	57t	19

INTERCEPTIONS

	No	Yds	Avg	LG	TD
Taylor, Bruce	6	30	5.0	22	0
Johnson, Jimmy	4	46	11.5	30	0
Wilcox, Dave	2	14	7.0	10	0
Nunley, Frank	1	13	13.0	13	0
Phillips, Mel	1	13	13.0	13	0
Sniadecki, Jim	1	11	11.0	11	0
Vanderbundt, Skip	1	7	7.0	7	0
Hall, Windlan	1	0	0.0	0	0
49ERS	17	134	7.9	30	0
OPPONENTS	25	379	15.2	71t	1

KICKOFF RETURNS

	No	Yds	Avg	LG	TD
Washington, Vic	24	549	22.9	38	0
McGill, Ralph	17	374	22.0	43	0
Cunningham, Doug	8	173	21.6	35	0
Thomas, Jimmy	5	81	16.2	23	0
Atkins, Dave	3	93	31.0	54	0
Olerich, Dave	2	17	8.5	12	0
Hall, Windlan	1	14	14.0	14	0
Simpson, Mike	1	0	0.0	0	0
Sniadecki, Jim	1	0	0.0	0	0
Willard, Ken	1	0	0.0	0	0
49ERS	63	1,301	20.7	54	0
OPPONENTS	52	1,151	22.1	93t	1

PUNT RETURNS

	No	FC	Yds	Avg	LG	TD
Taylor, Bruce	15	6	207	13.8	61	0
McGill, Ralph	22	1	186	8.5	54	0
Simpson, Mike	0	4	0	0.0	0	0
49ERS	37	11	393	10.6	61	0
OPPONENTS	46	7	367	8.0	43	0

PUNTING

	No	Yds	Avg	LG	Bik
Wittum, Tom	79	3,455	43.7	62	0
49ERS	79	3,455	43.7	62	0
OPPONENTS	72	2,977	41.4	66	1

PASSING

	Att	Comp	Pct	Yds	LG	TD	Int	QB
Spurrier, Steve	157	83	52.9	882	58	4	7	59.5
Brodie, John	194	98	50.5	1,126	66	3	12	47.7
Reed, Joe	114	51	44.7	589	38	2	6	43.0
Isenbarger, John	1	1	100.0	48	48	0	0	118.8
49ERS	466	233	50.0	2,645	66	9	25	51.5
OPPONENTS	383	194	50.7	2,591	57t	19	17	70.5



1974 (6-8)

Dick Nolan, Coach

W	17	at New Orleans (65,071), S-15	13
W	16	at Atlanta (47,686), S-22	10
L	3	Cincinnati (49,895), S-29	21
L	9	St. Louis (47,675), O-6	34
L	13	at Detroit (45,199), MON/O-14	17
L	14	at Los Angeles Rams (74,070), O-20	37
L	24	Oakland Raiders (58,524), O-27	35
L	13	Los Angeles Rams (57,526), MON/N-4	15
L	14	at Dallas (50,018), N-10	20
W	34	at Chicago (42,731), N-17	0
W	27	Atlanta (45,435), N-24	0
L	0	at Cleveland (24,559), D-1	7
W	7	Green Bay (45,475), D-8	6
W	35	New Orleans (40,418), D-15	21
226			236

TEAM STATISTICS

	49ers	Opp
TOTAL FIRST DOWNS	227	232
By Rushing	101	113
By Passing	104	101
By Penalties	22	18
TOTAL NET YARDS	3,988	3,964
Net Yards Rushing	1,981	2,033
Net Yards Passing	2,007	1,931
TOTAL PLAYS FROM SCRIMMAGE	873	870
Rushes	477	503
Average Gain Per Rush	4.2	4.0
FORWARD PASSES ATTEMPTED	361	339
Number Completed	170	178
Per Cent Completed	47.1	52.5
Quarterback Sacks	34	28
Yards Lost	267	247
Passes Had Intercepted	28	20
Avg. Net Passing per Game	143.4	137.9
PUNTS	70	74
Total Yardage of Punts	2,856	2,922
Average Length	40.8	39.5
KICKOFF RETURNS	51	51
Total Yards Returned	1,144	1,099
Average Length of Return	22.4	21.6
PENALTIES	63	85
Yards Penalized	606	830
FUMBLES	31	38
Own Fumbles Recovered	17	18
Opponents' Fumbles Recovered	20	14
FIELD GOALS	11	12
Field Goals Attempted	24	19
TOTAL POINTS SCORED	226	236
Touchdowns Scored	28	29
Touchdowns Rushing	10	13
Touchdowns Passing	15	14
Touchdowns Returns	3	2
Extra Points	25	26
Field Goals	11	12
Safeties	0	0

SCORING

	TDs	Ru	Pa	Int	Fu	KO	Pu	PAT	FG	S	Pts
Gossett, Bruce	0	0	0	0	0	0	0	25/27	11/24	0	58
Washington, Gene	6	0	6	0	0	0	0	0/0	0/0	0	36
Schreiber, Larry	4	3	1	0	0	0	0	0/0	0/0	0	24
Beasley, Terry	3	0	3	0	0	0	0	0/0	0/0	0	18
Williams, Delvin	3	3	0	0	0	0	0	0/0	0/0	0	18
Jackson, Wilbur	2	0	2	0	0	0	0	0/0	0/0	0	12
Johnson, Sammy	2	2	0	0	0	0	0	0/0	0/0	0	12
Kwalick, Ted	2	0	2	0	0	0	0	0/0	0/0	0	12
Moore, Manfred	2	1	0	0	0	0	1	0/0	0/0	0	12
Abramowicz, Dan	1	0	1	0	0	0	0	0/0	0/0	0	6
Belk, Bill	1	0	0	0	1	0	0	0/0	0/0	0	6
Owen, Tom	1	1	0	0	0	0	0	0/0	0/0	0	6
Wilcox, Dave	1	0	0	1	0	0	0	0/0	0/0	0	6
49ERS	28	10	15	1	1	0	1	25/27	11/24	0	226
OPPONENTS	29	13	14	1	1	0	0	26/29	12/19	0	236

Rookie Names in Italics

RUSHING

	Att	Yds	Avg	LG	TD
Jackson, Wilbur	174	705	4.1	64	0
Schreiber, Larry	174	634	3.6	21	3
Johnson, Sammy	44	237	5.4	32	2
Williams, Delvin	36	201	5.6	71t	3
Reed, Joe	16	107	6.7	27	0
Owen, Tom	16	36	2.3	7	1
Snead, Norm	1	25	25.0	25	0
Moore, Manfred	10	24	2.4	8	1
Wittum, Tom	1	13	13.0	13	0
Washington, Gene	2	4	2.0	7	0
Morrison, Dennis	1	0	0.0	0	0
Mitchell, Tom	1	-2	-2.0	-2	0
Beasley, Terry	1	-3	-3.0	-3	0
49ERS	477	1,981	4.2	71t	10
OPPONENTS	503	2,033	4.0	33	13

RECEIVING

	No	Yds	Avg	LG	TD
Schreiber, Larry	30	217	7.2	16	1
Washington, Gene	29	615	21.2	58t	6
Abramowicz, Dan	25	369	14.8	30	1
Jackson, Wilbur	23	190	8.3	31	2
Mitchell, Tom	19	262	13.8	25	0
Beasley, Terry	17	253	14.9	68t	3
Kwalick, Ted	13	231	17.8	36	2
Johnson, Sammy	11	106	9.6	23	0
Moore, Manfred	2	29	14.5	26	0
Williams, Delvin	1	9	9.0	9	0
49ERS	170	2,281	13.4	68t	15
OPPONENTS	178	2,178	12.2	64t	14

INTERCEPTIONS

	No	Yds	Avg	LG	TD
McGill, Ralph	5	71	14.2	45	0
Nunley, Frank	4	30	7.5	20	0
Johnson, Jimmy	3	50	16.7	37	0
Holmes, Mike	3	26	8.7	14	0
Vanderbunt, Skip	2	22	11.0	18	0
Phillips, Mel	1	27	27.0	27	0
Wilcox, Dave	1	21	21.0	21t	1
Taylor, Bruce	1	0	0.0	0	0
49ERS	20	247	12.4	45	1
OPPONENTS	28	409	14.6	55	1

KICKOFF RETURNS

	No	Yds	Avg	LG	TD
Holmes, Mike	25	612	24.5	57	0
Moore, Manfred	18	398	22.1	51	0
Jackson, Wilbur	5	103	20.6	30	0
Johnson, Sammy	2	31	15.5	17	0
West, Robert	1	0	0.0	0	0
49ERS	51	1,144	22.4	57	0
OPPONENTS	51	1,099	21.6	59	0

PUNT RETURNS

	No	FC	Yds	Avg	LG	TD
McGill, Ralph	20	3	166	8.3	47	0
Moore, Manfred	5	0	149	29.8	88t	1
Holmes, Mike	9	0	45	5.0	22	0
Taylor, Bruce	10	2	38	3.8	21	0
49ERS	44	5	398	9.1	88t	1
OPPONENTS	46	2	491	10.7	45	0

PUNTING

	No	Yds	Avg	LG	Blk
Wittum, Tom	68	2,800	41.2	67	1
Gossett, Bruce	2	56	28.0	31	0
49ERS	70	2,856	40.8	67	1
OPPONENTS	74	2,922	39.5	61	0

PASSING

	Att	Comp	Pct	Yds	LG	TD	Int	QB
Owen, Tom	184	88	47.8	1,327	68t	10	15	56.1
Morrison, Dennis	51	21	41.2	227	26	1	5	21.9
Reed, Joe	74	29	39.2	316	58t	2	7	22.1
Snead, Norm	48	30	62.5	368	39t	2	1	91.3
Abramowicz, Dan	1	1	100.0	41	41	0	0	118.8
Spurrier, Steve	3	1	33.3	2	2	0	0	42.4
49ERS	361	170	47.1	2,281	68t	15	28	49.2
OPPONENTS	339	178	52.5	2,178	64t	14	20	61.8



1975 (5-9)

Dick Nolan, Coach

L	17	at Minnesota (48,418), S-21	27
L	14	Los Angeles Rams (55,072), S-28	23
W	20	at Kansas City (54,490), O-5	3
L	3	Atlanta (43,719), O-12	17
W	35	New Orleans (39,654), O-19	21
L	16	at New England (60,358), O-26	24
L	17	Detroit (42,683), N-2	28
W	24	at Los Angeles Rams (78,995), N-9	23
W	31	Chicago (41,319), N-16	3
W	16	at New Orleans (40,328), N-23	6
L	17	at Philadelphia (56,694), N-30	27
L	13	Houston (43,767), D-7	27
L	9	at Atlanta (38,501), D-14	31
L	23	New York Giants (33,939), D-21	26
255			286

TEAM STATISTICS

	49ers	Opp
TOTAL FIRST DOWNS	240	253
By Rushing	86	102
By Passing	133	130
By Penalties	21	21
TOTAL NET YARDS	4,158	4,026
Net Yards Rushing	1,598	1,829
Net Yards Passing	2,560	2,197
TOTAL PLAYS FROM SCRIMMAGE	905	969
Rushes	422	518
Average Gain Per Rush	3.8	3.5
FORWARD PASSES ATTEMPTED	450	411
Number Completed	234	228
Per Cent Completed	52.0	55.5
Quarterback Sacks	33	40
Yards Lost	246	324
Passes Had Intercepted	19	11
Avg. Net Passing per Game	114.1	156.9
PUNTS	67	84
Total Yardage of Punts	2,804	3,536
Average Length	41.9	42.1
KICKOFF RETURNS	60	48
Total Yards Returned	1,372	1,061
Average Length of Return	22.9	22.1
PENALTIES	89	86
Yards Penalized	693	702
FUMBLES	44	34
Own Fumbles Recovered	19	18
Opponents' Fumbles Recovered	16	25
FIELD GOALS	14	17
Field Goals Attempted	28	22
TOTAL POINTS SCORED	255	286
Touchdowns Scored	31	34
Touchdowns Rushing	12	14
Touchdowns Passing	15	15
Touchdowns Returns	4	5
Extra Points	27	31
Field Goals	14	17
Safeties	0	0

SCORING

	TDs	Ru	Pa	Int	Fu	KO	Pu	PAT	FG	S	Pts
Mike-Mayer, Steve	0	0	0	0	0	0	0	27/31	14/28	0	69
Washington, Gene	9	0	9	0	0	0	0	0/0	0/0	0	54
Schreiber, Larry	6	5	1	0	0	0	0	0/0	0/0	0	36
Williams, Delvin	4	3	1	0	0	0	0	0/0	0/0	0	24
Johnson, Sammy	3	3	0	0	0	0	0	0/0	0/0	0	18
Mitchell, Tom	3	0	3	0	0	0	0	0/0	0/0	0	18
Allen, Nate	1	0	0	1	0	0	0	0/0	0/0	0	6
Hart, Tommy	1	0	0	0	1	0	0	0/0	0/0	0	6
Holmes, Mike	1	0	1	0	0	0	0	0/0	0/0	0	6
McGill, Ralph	1	0	0	0	1	0	0	0/0	0/0	0	6
Snead, Norm	1	1	0	0	0	0	0	0/0	0/0	0	6
Washington, Dave*	1	0	0	0	0	0	1	0/0	0/0	0	6
49ERS	31	12	15	1	2	0	1	27/31	14/28	0	255
OPPONENTS	34	14	15	0	4	0	1	31/34	17/22	0	286

*returned blocked punt

Rookie Names in Italics

RUSHING

	Att	Yds	Avg	LG	TD
Williams, Delvin	117	631	5.4	52	3
Schreiber, Larry	134	337	2.5	15	5
Jackson, Wilbur	78	303	3.9	44	0
Johnson, Sammy	55	185	3.4	26t	3
Spurrier, Steve	15	91	6.7	14	0
Snead, Norm	9	30	3.3	10	1
Johnson, Kermit	4	25	6.3	19	0
Moore, Manfred	3	10	3.3	4	0
Beasley, Terry	1	5	5.0	5	0
Owen, Tom	1	1	1.0	1	0
Hayes, Bob	2	-2	-1.0	-1	0
Holmes, Mike	1	-4	-4.0	-4	0
Washington, Gene	1	-4	-4.0	-4	0
Wittum, Tom	1	-10	-10.0	-10	0
49ERS	422	1,598	3.8	52	12
OPPONENTS	518	1,829	3.5	26t	14

RECEIVING

	No	Yds	Avg	LG	TD
Washington, Gene	44	735	16.7	68t	9
Schreiber, Larry	40	289	7.2	20	1
Williams, Delvin	34	370	10.9	30	1
Mitchell, Tom	25	366	14.6	60t	3
Johnson, Sammy	23	177	7.7	20	0
Beasley, Terry	20	297	14.9	28	0
Jackson, Wilbur	17	128	7.5	20	0
Holmes, Mike	16	220	13.8	25	1
Hayes, Bob	6	119	19.8	36	0
Larson, Bill	5	64	12.8	24	0
Wittum, Tom	2	29	14.5	18	0
Moore, Manfred	1	11	11.0	11	0
Fahnhorst, Keith	1	1	1.0	1	0
49ERS	234	2,806	12.0	68t	15
OPPONENTS	228	2,521	11.1	65t	15

INTERCEPTIONS

	No	Yds	Avg	LG	TD
Taylor, Bruce	3	29	9.7	15	0
Vanderbundt, Skip	2	36	18.0	21	0
Johnson, Jimmy	2	0	0.0	0	0
Allen, Nate	1	37	37.0	37t	1
McGill, Ralph	1	27	27.0	27	0
Nunley, Frank	1	6	6.0	6	0
Phillips, Mel	1	3	3.0	3	0
49ERS	11	138	12.6	37t	1
OPPONENTS	19	212	11.2	74	0

KICKOFF RETURNS

	No	Yds	Avg	LG	TD
Moore, Manfred	26	650	25.0	52	0
Johnson, Sammy	17	400	23.5	41	0
Johnson, Kermit	6	135	22.5	27	0
Baker, Wayne	4	45	11.3	15	0
Holmes, Mike	2	59	29.5	44	0
Hart, Jeff	2	28	14.0	14	0
Williams, Delvin	1	24	24.0	24	0
Hall, Windlan	1	18	18.0	18	0
Fahnhorst, Keith	1	13	13.0	13	0
49ERS	60	1,372	22.9	52	0
OPPONENTS	48	1,061	22.1	50	0

PUNT RETURNS

	No	FC	Yds	Avg	LG	TD
Taylor, Bruce	16	1	166	10.4	66	0
Moore, Manfred	16	0	160	10.0	17	0
McGill, Ralph	31	0	290	9.4	34	0
49ERS	63	1	616	9.8	66	0
OPPONENTS	43	1	490	11.4	76	0

PUNTING

	No	Yds	Avg	LG	Bk
Wittum, Tom	67	2,804	41.9	64	3
49ERS	67	2,804	41.9	64	3
OPPONENTS	84	3,536	42.1	56	3

PASSING

	Att	Comp	Pct	Yds	LG	TD	Int	QB
Snead, Norm	189	108	57.1	1,337	60t	9	10	73.0
Spurrier, Steve	207	102	49.3	1,151	68t	5	7	60.3
Owens, Tom	51	24	47.1	318	24	1	2	57.5
Johnson, Sammy	2	0	0.0	0	0	0	0	39.6
Washington, Gene	1	0	0.0	0	0	0	0	39.6
49ERS	450	234	52.0	2,806	68t	15	19	64.9
OPPONENTS	411	228	55.5	2,521	63t	15	11	74.9



1976 (8-6)

Monte Clark, Coach

W	26	at Green Bay (54,628), S-12	14
L	12	Chicago (44,158), S-19	19
W	37	at Seattle (59,108), S-26	21
W	17	New York Jets (42,961), O-3	6
W	16	at Los Angeles Rams (84,483), MON/O-11	0
W	33	New Orleans (43,160), O-17	3
W	15	Atlanta (50,240), SUN/O-23	0
L	20	at St. Louis (50,365), O-31	(OT) 23
L	21	Washington (56,134), N-7	24
L	16	at Atlanta (20,058), N-14	21
L	3	Los Angeles Rams (57,909), N-21	23
W	20	Minnesota (56,775), MON/N-29	16
L	7	at San Diego (33,539), D-5	(OT) 13
W	27	at New Orleans (42,536), D-12	7
270			190

TEAM STATISTICS

	49ers	Opp
TOTAL FIRST DOWNS	242	218
By Rushing	131	94
By Passing	91	102
By Penalties	20	22
TOTAL NET YARDS	4,085	3,562
Net Yards Rushing	2,447	1,786
Net Yards Passing	1,638	1,776
TOTAL PLAYS FROM SCRIMMAGE	916	922
Rushes	576	487
Average Gain Per Rush	4.3	3.7
FORWARD PASSES ATTEMPTED	306	374
Number Completed	155	180
Per Cent Completed	50.7	48.1
Quarterback Sacks	34	61
Yards Lost	325	573
Passes Had Intercepted	21	9
Avg. Net Passing per Game	117.0	126.9
PUNTS	91	108
Total Yardage of Punts	3,634	4,327
Average Length	39.9	40.1
KICKOFF RETURNS	38	46
Total Yards Returned	777	924
Average Length of Return	20.5	20.1
PENALTIES	102	94
Yards Penalized	848	906
FUMBLES	30	37
Own Fumbles Recovered	18	21
Opponents' Fumbles Recovered	16	12
FIELD GOALS	16	6
Field Goals Attempted	28	21
TOTAL POINTS SCORED	270	190
Touchdowns Scored	32	25
Touchdowns Rushing	14	10
Touchdowns Passing	15	13
Touchdowns Returns	3	2
Extra Points	26	20
Field Goals	16	6
Safeties	2	1

SCORING	TDs	Ru	Pa	Int	Fu	KO	Pu	PAT	FG	S	Pts
Mike-Mayer, Steve	0	0	0	0	0	0	0	26/30	16/28	0	74
Williams, Delvin	9	7	2	0	0	0	0	0/0	0/0	0	54
Washington, Gene	6	0	6	0	0	0	0	0/0	0/0	0	36
McGee, Willie	4	0	4	0	0	0	0	0/0	0/0	0	24
Bull, Scott	2	2	0	0	0	0	0	0/0	0/0	0	12
Jackson, Wilbur	2	1	1	0	0	0	0	0/0	0/0	0	12
Johnson, Sammy	2	2	0	0	0	0	0	0/0	0/0	0	12
Elam, Cleveland	1	0	0	0	1	0	0	0/0	0/0	0	6
Ferrell, Bob	1	1	0	0	0	0	0	0/0	0/0	0	6
Hofer, Paul	1	0	1	0	0	0	0	0/0	0/0	0	6
Johnson, Kermit	1	1	0	0	0	0	0	0/0	0/0	0	6
Leonard, Anthony	1	0	0	0	0	0	1	0/0	0/0	0	6
McGill, Ralph	1	0	0	0	0	0	1	0/0	0/0	0	6
Mitchell, Tom	1	0	1	0	0	0	0	0/0	0/0	0	6
Hart, Tommy	0	0	0	0	0	0	0	0/0	0/0	1	2
Team	0	0	0	0	0	0	0	0/0	0/0	1	2
49ERS	32	14	15	0	1	0	2	26/30	16/28	2	270
OPPONENTS	25	10	13	2	0	0	0	20/24	6/21	1	190

Rookie Names in Italics

RUSHING	Att	Yds	Avg	LG	TD
Williams, Delvin	248	1,203	4.9	80t	7
Jackson, Wilbur	200	792	4.0	24	1
Johnson, Kermit	32	99	3.1	16	1
Plunkett, Jim	19	95	5.0	12	0
Hofer, Paul	18	74	4.1	17	0
Bull, Scott	15	66	4.4	18	2
Johnson, Sammy	24	52	2.2	12	2
Ferrell, Bob	9	28	3.1	11	1
Domres, Marty	4	18	4.5	8	0
Lash, Jim	3	5	1.7	8	0
McGee, Willie	3	12	4.0	19	0
Washington, Gene	1	3	3.0	3	0
49ERS	576	2,447	4.3	80t	14
OPPONENTS	487	1,786	3.7	29	10

RECEIVING	No	Yds	Avg	LG	TD
Washington, Gene	33	457	13.8	55t	6
Jackson, Wilbur	33	324	9.8	32	1
Williams, Delvin	27	283	10.5	85t	2
Mitchell, Tom	20	240	12.0	27	1
McGee, Willie	13	269	20.7	52t	4
Lash, Jim	13	190	14.6	43	0
Johnson, Sammy	5	52	10.4	24	0
Hofer, Paul	4	45	11.3	13t	1
Harrison, Ken	3	65	21.7	41	0
Johnson, Kermit	1	11	11.0	11	0
Obradovich, Jim	1	11	11.0	11	0
Ferrell, Bob	1	9	9.0	9	0
Rivera, Steve	1	7	7.0	7	0
49ERS	155	1,963	12.7	85t	15
OPPONENTS	180	2,349	13.1	77t	13

INTERCEPTIONS	No	Yds	Avg	LG	TD
Rhodes, Bruce	3	42	14.0	30	0
Phillips, Mel	2	14	7.0	14	0
Vanderbundt, Skip	2	8	4.0	8	0
Johnson, Jimmy	1	17	17.0	17	0
Nunley, Frank	1	12	12.0	12	0
49ERS	9	93	10.3	30	0
OPPONENTS	21	253	12.1	43	2

KICKOFF RETURNS	No	Yds	Avg	LG	TD
Leonard, Anthony	26	553	21.3	39	0
Hofer, Paul	5	91	18.2	23	0
Johnson, Kermit	4	114	28.5	40	0
Mitchell, Tom	2	7	3.5	7	0
Ferrell, Bob	1	12	12.0	12	0
49ERS	38	777	20.5	40	0
OPPONENTS	46	924	20.1	38	0

PUNT RETURNS	No	FC	Yds	Avg	LG	TD
Rhodes, Bruce	16	2	142	8.9	22	0
Leonard, Anthony	35	5	293	8.4	60t	1
McGill, Ralph	10	1	103	10.3	50	1
Taylor, Bruce	3	1	16	5.3	11	0
Rivera, Steve	1	0	3	3.0	3	0
49ERS	65	9	557	8.6	60t	2
OPPONENTS	52	2	351	6.8	25	0

PUNTING	No	Yds	Avg	LG	Bik
Wittum, Tom	89	3,634	40.8	68	2
49ERS	89	3,634	40.8	68	2
OPPONENTS	108	4,327	40.1	72	1

PASSING	Att	Comp	Pct	Yds	LG	TD	Int	QB
Plunkett, Jim	243	126	51.9	1,592	85t	13	16	63.0
Domres, Marty	14	7	50.0	101	41	0	1	44.0
Bull, Scott	48	21	43.8	252	30	2	4	36.6
Williams, Delvin	1	1	100.0	18	18	0	0	118.8
49ERS	306	155	50.7	1,963	85t	15	21	58.8
OPPONENTS	374	180	48.1	2,249	77t	13	9	68.8



1977 (5-9)

Ken Meyer, Coach

L	0	at Pittsburgh (48,046), MON /S-19	27
L	15	Miami (40,503), S-25	19
L	14	at Los Angeles Rams (55,466), O-2	34
L	0	Atlanta (38,009), O-9	7
L	17	at New York Giants (70,366), O-16	20
W	28	Detroit (39,392), O-23	7
W	20	Tampa Bay (34,750), O-30	10
W	10	at Atlanta (46,577), N-6	3
W	10	at New Orleans (41,564), N-13	(OT) 7
L	10	Los Angeles Rams (56,779), N-20	23
W	20	New Orleans (33,702), N-27	17
L	27	at Minnesota (40,745), D-4	28
L	35	Dallas (55,848), MON /D-12	42
L	14	at G.B. in Milwaukee (44,902), D-18	16
220			260

TEAM STATISTICS		49ers	Opp
TOTAL FIRST DOWNS		219	221
By Rushing		126	107
By Passing		81	94
By Penalties		12	20
TOTAL NET YARDS		3,594	3,457
Net Yards Rushing		2,086	1,869
Net Yards Passing		1,508	1,588
TOTAL PLAYS FROM SCRIMMAGE		877	863
Rushes		564	551
Average Gain Per Rush		3.7	3.4
FORWARD PASSES ATTEMPTED		277	270
Number Completed		136	139
Per Cent Completed		49.1	51.5
Quarterback Sacks		36	42
Yards Lost		289	360
Passes Had Intercepted		17	8
Avg. Net Passing per Game		107.7	113.4
PUNTS		80	86
Total Yardage of Punts		2,801	3,228
Average Length		35.0	37.5
KICKOFF RETURNS		49	48
Total Yards Returned		1,174	1,025
Average Length of Return		24.0	21.4
PENALTIES		99	96
Yards Penalized		830	820
FUMBLES		27	21
Own Fumbles Recovered		19	11
Opponents' Fumbles Recovered		10	8
FIELD GOALS		11	13
Field Goals Attempted		19	22
TOTAL POINTS SCORED		220	260
Touchdowns Scored		27	32
Touchdowns Rushing		16	16
Touchdowns Passing		9	14
Touchdowns Returns		2	2
Extra Points		25	29
Field Goals		11	13
Safeties		0	0

SCORING	TDs	Ru	Pa	Int	Fu	KO	Pu	PAT	FG	S	Pts
Williams, Delvin	9	7	2	0	0	0	0	0/0	0/0	0	54
Wersching, Ray	0	0	0	0	0	0	0	23/23	10/17	0	53
Jackson, Wilbur	7	7	0	0	0	0	0	0/0	0/0	0	42
Washington, Gene	5	0	5	0	0	0	0	0/0	0/0	0	30
Baldassin, Mike	1	0	0	0	0	0	1*	0/0	0/0	0	6
Ferrell, Bob	1	1	0	0	0	0	0	0/0	0/0	0	6
Harrison, Kenny	1	0	1	0	0	0	0	0/0	0/0	0	6
Plunkett, Jim	1	1	0	0	0	0	0	0/0	0/0	0	6
Seal, Paul	1	0	1	0	0	0	0	0/0	0/0	0	6
Williams, Dave	1	0	0	0	0	1	0	0/0	0/0	0	6
Wittum, Tom	0	0	0	0	0	0	0	2/4	1/2	0	5
49ERS	27	16	9	0	0	1	1	25/27	11/19	0	220
OPPONENTS	32	16	14	1	0	1	0	29/32	13/22	0	260

*recovered blocked punt

Rookie Names in Italics

RUSHING	Att	Yds	Avg	LG	TD
Williams, Delvin	268	931	3.5	40	7
Jackson, Wilbur	179	780	4.4	80	7
Ferrell, Bob	41	160	3.9	12	1
Hofer, Paul	34	106	3.1	10	0
Plunkett, Jim	28	71	2.5	9	1
Bull, Scott	5	20	4.0	8	0
Harrison, Kenny	6	15	2.5	15	0
Williams, Dave	2	6	3.0	6	0
McGee, Willie	1	-3	-3.0	-3	0
49ERS	564	2,086	3.7	80	16
OPPONENTS	551	1,869	3.4	42t	16

RECEIVING	No	Yds	Avg	LG	TD
Washington, Gene	32	638	19.9	47t	5
Jackson, Wilbur	22	169	7.7	24	0
Williams, Dave	20	179	9.0	17	2
Mitchell, Tom	19	226	11.9	31	0
Harrison, Ken	15	217	14.5	46	1
Seal, Paul	13	230	17.7	47t	1
Hofer, Paul	5	46	9.2	16	0
Lash, Jim	3	22	7.3	16	0
McGee, Willie	2	27	13.5	14	0
Obradovich, Jim	2	16	8.0	11	0
Ferrell, Bob	2	12	6.0	7	0
Cline, Tony	1	15	15.0	15	0
49ERS	136	1,797	13.2	47t	9
OPPONENTS	139	1,948	14.0	73t	14

INTERCEPTIONS	No	Yds	Avg	LG	TD
Washington, Dave	2	68	34.0	50	0
Phillips, Mel	2	23	11.5	23	0
McGill, Ralph	1	30	30.0	30	0
Harper, Willie	1	6	6.0	6	0
Vanderbundt, Skip	1	6	6.0	6	0
Leonard, Anthony	1	0	0.0	0	0
49ERS	8	133	16.6	50	0
OPPONENTS	17	298	17.5	42	1

KICKOFF RETURNS	No	Yds	Avg	LG	TD
Hofer, Paul	36	871	24.2	48	0
Williams, Delvin	4	122	30.5	80t	1
Jennings, Rick	3	60	20.0	24	0
Ferrell, Bob	3	35	11.7	17	0
Leonard, Anthony	1	68	68.0	68	0
Obradovich, Jim	1	9	9.0	9	0
Williams, Dave	1	9	9.0	9	0
49ERS	49	1,174	24.0	80t	1
OPPONENTS	48	1,025	21.4	92t	1

PUNT RETURNS	No	FC	Yds	Avg	LG	TD
Leonard, Anthony	22	2	154	7.0	19	0
Black, Stan	13	1	38	2.9	11	0
Jennings, Rick	7	1	32	4.6	13	0
Rivera, Steve	3	0	7	2.3	3	0
Williams, Dave	1	0	60	60.0	60	0
Elia, Bruce	1	0	1	1.0	1	0
Baldassin, Mike	1	1	0	0.0	0	0
49ERS	48	5	292	6.1	60	0
OPPONENTS	47	6	444	9.5	63	0

PUNTING	No	Yds	Avg	LG	Bk
Wittum, Tom	77	2,801	36.4	54	3
49ERS	77	2,801	36.4	54	3
OPPONENTS	86	3,228	37.5	62	1

PASSING	Att	Comp	Pct	Yds	LG	TD	Int	QB
Plunkett, Jim	248	128	51.6	1,693	47t	9	14	62.1
Bull, Scott	24	7	29.2	89	26	0	2	7.8
Wittum, Tom	3	1	33.3	15	15	0	0	50.7
Harrison, Kenny	1	0	0.0	0	0	0	0	39.6
Williams, Delvin	1	0	0.0	0	0	0	1	39.6
49ERS	277	136	49.1	1,797	47t	9	17	55.3
OPPONENTS	270	139	51.5	1,948	73t	14	8	80.0



1978 (2-14)

Coach*

L	7	at Cleveland (68,973), S-3	24
L	13	Chicago (49,502), S-10	16
L	19	at Houston (46,161), S-17	20
L	10	at New York Giants (71,536), S-24	27
W	28	Cincinnati (41,107), O-1	12
L	10	at Los Angeles Rams (59,337), O-8	27
L	7	New Orleans (37,671), O-15	14
L	17	Atlanta (34,133), O-22	20
L	20	at Washington (53,706), O-29	38
L	10	at Atlanta (55,468), N-5	21
L	10	St. Louis (33,155), N-12	16
L	28	Los Angeles Rams (45,022), N-19	31
L	7	Pittsburgh (51,657), MON /N-27	24
L	13	at New Orleans (50,068), D-3	24
W	6	Tampa Bay (30,931), D-10	3
L	14	at Detroit (56,674), D-17	33

219

350

* Pete McCulley was fired after 9 games and Fred O'Connor was appointed his successor.

TEAM STATISTICS

	49ers	Opp
TOTAL FIRST DOWNS	257	298
By Rushing	117	128
By Passing	106	133
By Penalties	34	37
TOTAL YARDS GAINED	4,047	5,024
By Rushing	2,091	2,365
By Passing	1,956	2,659
TOTAL PLAYS FROM SCRIMMAGE	1,062	1,097
Rushes	585	649
Average Gain Per Rush	3.6	3.6
NET YARDS PASSING	1,956	2,659
Passes Attempted	435	413
Passes Completed	190	219
Percent Completed	43.2	53.0
Had Intercepted	36	18
Times Sacked	42	35
Lost Attempting to Pass	350	289
PUNTS	97	87
Total Yardage of Punts	3,583	3,497
Average Length	39.6	40.2
KICKOFF RETURNS	73	47
Total Yards Returned	1,421	928
Average Length of Return	19.5	19.7
PENALTIES	115	154
Yards Penalized	930	1,301
FUMBLES	56	50
Own Fumbles Recovered	29	23
Opponents' Fumbles Recovered	27	27
FIELD GOALS	15	23
Field Goals Attempted	23	38
TOTAL POINTS SCORED	219	350
Touchdowns Scored	25	40
Touchdowns Rushing	14	17
Touchdowns Passing	9	20
Touchdown Returns	2	3
Extra Points	24	39
Safeties	0	1

SCORING

	TDs	Ru	Pa	Int	Fu	KO	Pu	PAT	FG	S	Pts
Wersching, Ray	0	0	0	0	0	0	0	24/25	15/23	0	69
Hofer, Paul	7	7	0	0	0	0	0	0/0	0/0	0	42
Simpson, O.J.	3	1	2	0	0	0	0	0/0	0/0	0	18
Solomon, Freddie	3	1	2	0	0	0	0	0/0	0/0	0	18
Boykin, Greg	2	2	0	0	0	0	0	0/0	0/0	0	12
Seal, Paul	2	0	2	0	0	0	0	0/0	0/0	0	12
Boyd, Elmo	1	0	1	0	0	0	0	0/0	0/0	0	6
Bull, Scott	1	1	0	0	0	0	0	0/0	0/0	0	6
DeBerg, Steve	1	1	0	0	0	0	0	0/0	0/0	0	6
Ferrell, Bob	1	1	0	0	0	0	0	0/0	0/0	0	6
Leonard, Anthony	1	0	0	1	0	0	0	0/0	0/0	0	6
MacAfee, Ken	1	0	1	0	0	0	0	0/0	0/0	0	6
Steptoe, Jack	1	0	1	0	0	0	0	0/0	0/0	0	6
Williams, Dave	1	0	0	0	0	1	0	0/0	0/0	0	6
49ERS	25	14	9	1	0	1	0	24/25	15/23	0	219
OPPONENTS	40	17	20	1	1	0	1*	39/40	23/38	1	350

*returned blocked punt

Rookie Names in Italics

RUSHING

	Att	Yds	Avg	LG	TD
Simpson, O.J.	161	593	3.7	34	1
Ferrell, Bob	125	471	3.8	20	1
Hofer, Paul	121	465	3.8	40	7
Boykin, Greg	102	361	3.5	23	2
Bull, Scott	29	100	3.5	15t	1
Solomon, Freddie	14	70	5.0	17	1
DeBerg, Steve	15	20	1.3	7	1
Williams, Dave	15	18	1.2	6	0
<i>Carr, Earl</i>	1	2	2.0	2	0
Elia, Bruce	1	0	0.0	0	0
Jones, Larry	1	-9	-9.0	-9	0
49ERS	585	2,091	3.6	40	14
OPPONENTS	649	2,365	3.6	39	17

RECEIVING

	No	Yds	Avg	LG	TD
Solomon, Freddie	31	458	14.8	58t	2
MacAfee, Ken	22	205	9.3	22	1
Seal, Paul	21	370	17.6	41t	2
Simpson, O.J.	21	172	8.2	19	2
Boykin, Greg	19	112	5.9	22	0
Harrison, Ken	16	320	20.0	50	0
Ferrell, Bob	16	123	7.7	14	0
Hofer, Paul	12	170	14.2	46	0
<i>LeCount, Terry</i>	10	131	13.1	30	0
Williams, Dave	10	63	6.3	13	0
<i>Boyd, Elmo</i>	9	115	12.8	32	1
<i>Steptoe, Jack</i>	2	46	23.0	35t	1
Jones, Larry	1	21	21.0	21	0
49ERS	190	2,306	12.1	58t	9
OPPONENTS	219	2,948	13.5	71	20

INTERCEPTIONS

	No	Yds	Avg	LG	TD
Crist, Chuck	6	159	26.5	32	0
Leonard, Anthony	4	44	11.0	30	1
Lewis, Eddie	3	17	5.7	11	0
Odom, Ricky	2	19	9.5	19	0
Roberson, Vern	1	31	31.0	31	0
Bunz, Dan	1	13	13.0	13	0
<i>Nichols, Mark</i>	1	0	0.0	0	0
49ERS	18	283	15.7	32	1
OPPONENTS	36	608	16.9	64	1

KICKOFF RETURNS

	No	Yds	Avg	LG	TD
Williams, Dave	34	745	21.9	89t	1
Hofer, Paul	18	386	21.4	40	0
<i>LeCount, Terry</i>	5	91	18.2	23	0
<i>Hughes, Ernie</i>	4	53	22.8	17	0
<i>Nichols, Mark</i>	3	39	17.7	20	0
Boykin, Greg	3	37	13.0	25	0
<i>Walker, Elliott</i>	2	25	18.5	23	0
<i>Downing, Walt</i>	2	13	12.5	13	0
Ferrell, Bob	1	24	13.0	24	0
<i>Quillan, Fred</i>	1	8	24.0	8	0
49ERS	73	1,421	19.5	89t	1
OPPONENTS	47	928	19.7	36	0

PUNT RETURNS

	No	FC	Yds	Avg	LG	TD
<i>Steptoe, Jack</i>	11	0	129	11.7	28	0
Jones, Larry	10	1	86	8.6	52	0
Solomon, Freddie	9	5	35	3.9	11	0
<i>Shumann, Mike</i>	8	1	40	5.0	36	0
Leonard, Anthony	8	5	26	3.3	14	0
Roberson, Vern	1	0	7	7.0	7	0
49ERS	47	12	323	6.9	52	0
OPPONENTS	46	16	356	7.7	44	0

PUNTING

	No	Yds	Avg	TB	I-20	LG	Bik
<i>Connell, Mike</i>	96	3,583	37.3	10	15	59	1
49ERS	96	3,583	37.3	10	15	59	1
OPPONENTS	87	3,497	40.2	13	17	62	0

PASSING

	Att	Comp	Pct	Yds	LG	TD	Int	QB
DeBerg, Steve	302	137	45.4	1,570	58t	8	22	40.0
Bull, Scott	121	48	39.7	651	48	1	11	22.4
Solomon, Freddie	10	5	30.0	85	30	0	1	22.9
<i>Threadgill, Bruce</i>	2	0	0.0	0	0	0	2	0.0
49ERS	435	190	43.7	2,306	58t	9	36	32.6
OPPONENTS	413	219	53.0	2,948	71	20	18	74.0



1979 (2-14)

Bill Walsh, Coach

L	22	at Minnesota (46,539), S-2	28
L	13	Dallas (56,728), S-9	21
L	24	at Los Angeles Rams (44,303), S-16	27
L	21	New Orleans (39,727), S-23	30
L	9	at San Diego (50,893), S-30	31
L	24	Seattle (44,592), O-7	35
L	16	at New York Giants (70,352), O-14	32
W	20	Atlanta (33,952), O-21	15
L	27	Chicago (42,773), O-28	28
L	10	at Oakland Raiders (52,764), N-4	23
L	20	at New Orleans (65,551), N-11	31
L	28	Denver (42,910), N-18	38
L	20	Los Angeles Rams (49,282), N-25	26
L	10	at St. Louis (41,593), D-2	13
W	23	Tampa Bay (44,506), D-9	7
L	21	at Atlanta (37,211), D-16	31

308

416

TEAM STATISTICS

	49ers	Opp
TOTAL FIRST DOWNS	336	326
By Rushing	120	136
By Passing	200	160
By Penalties	16	30
TOTAL YARDS GAINED	5,573	5,393
By Rushing	1,932	2,213
By Passing	3,641	3,180
TOTAL PLAYS FROM SCRIMMAGE	1,099	1,014
Rushes	480	544
Average Gain Per Rush	4.0	4.1
NET YARDS PASSING	3,641	3,180
Passes Attempted	602	441
Passes Completed	361	262
Percent Completed	60.0	59.4
Had Intercepted	21	15
Times Sacked	17	29
Lost Attempting to Pass	119	227
PUNTS	72	74
Total Yardage of Punts	2,626	2,817
Average Length	36.5	38.1
KICKOFF RETURNS	75	68
Total Yards Returned	1,538	1,367
Average Length of Return	20.5	20.1
PENALTIES	95	119
Yards Penalized	853	858
FUMBLES	37	33
Own Fumbles Recovered	19	15
Opponents' Fumbles Recovered	18	18
FIELD GOALS	20	14
Field Goals Attempted	24	17
TOTAL POINTS SCORED	308	416
Touchdowns Scored	36	54
Touchdowns Rushing	17	24
Touchdowns Passing	18	25
Touchdown Returns	1	5
Extra Points	32	46
Safeties	0	2

SCORING

	TDs	Ru	Pa	Int	Fu	KO	Pu	PAT	FG	S	Pts
Wersching, Ray	0	0	0	0	0	0	0	32/35	20/24	0	92
Hofer, Paul	9	7	2	0	0	0	0	0/0	0/0	0	54
Solomon, Freddie	8	1	7	0	0	0	0	0/0	0/0	0	48
MacAfee, Ken	4	0	4	0	0	0	0	0/0	0/0	0	24
Shumann, Mike	4	0	4	0	0	0	0	0/0	0/0	0	24
Elliott, Lenvil	3	3	0	0	0	0	0	0/0	0/0	0	18
Simpson, O.J.	3	3	0	0	0	0	0	0/0	0/0	0	18
Jackson, Wilbur	2	2	0	0	0	0	0	0/0	0/0	0	12
Bruer, Bob	1	0	1	0	0	0	0	0/0	0/0	0	6
Francis, Phil	1	1	0	0	0	0	0	0/0	0/0	0	6
Owens, James	1	0	0	0	0	1	0	0/0	0/0	0	6
+ Montana, Joe	0	0	0	0	0	0	0	0/1	0/0	0	0
49ERS	36	17	18	0	0	1	0	32/36	20/24	0	308
OPPONENTS**	54	24	25	1	2	0	1*	46/54	14/17	2	416

*returned blocked punt **had one return of a blocked FGA

+ incomplete pass on PAT attempt

Rookie Names in Italics

RUSHING

	Att	Yds	Avg	LG	TD
Hofer, Paul	123	615	5.0	47	7
Simpson, O.J.	120	460	3.8	22	3
Jackson, Wilbur	114	375	3.3	16	2
Elliott, Lenvil	33	135	4.1	12	3
Francis, Phil	31	118	3.8	16	1
Solomon, Freddie	6	85	14.2	56t	1
Owens, James	8	52	6.5	19	0
Ferrell, Bob	8	33	4.1	8	0
Hogan, Mike	9	31	3.4	6	0
Montana, Joe	3	22	7.3	13	0
DeBerg, Steve	17	10	0.6	8	0
Melville, Dan	3	0	0.0	0	0
Bruer, Bob	5	-4	-0.8	6	0
49ERS	480	1,932	4.0	56t	17
OPPONENTS	544	2,213	4.1	38	24

RECEIVING

	No	Yds	Avg	LG	TD
Hofer, Paul	58	662	11.4	44	2
Solomon, Freddie	57	807	14.2	44t	7
Jackson, Wilbur	53	422	8.0	34	0
Shumann, Mike	39	452	11.6	39	4
Francis, Phil	32	198	6.2	19	0
Bruer, Bob	26	254	9.8	19	1
MacAfee, Ken	24	266	11.1	50	4
Elliott, Lenvil	23	197	8.6	30	0
Clark, Dwight	18	232	12.9	30	0
Owens, James	10	121	12.1	17	0
Hogan, Mike	9	65	7.2	17	0
Simpson, O.J.	7	46	6.6	14	0
Seal, Paul	3	34	11.3	14	0
Ferrell, Bob	2	4	2.0	3	0
49ERS	361	3,760	10.4	50	18
OPPONENTS	262	3,407	13.0	85	25

INTERCEPTIONS

	No	Yds	Avg	LG	TD
Hicks, Dwight	5	57	11.4	29	0
Williams, Gerard	4	38	9.5	22	0
Cornelius, Charles	3	54	18.0	54	0
Gray, Tim	1	20	20.0	20	0
Bunz, Dan	1	2	2.0	2	0
Morgan, Melvin	1	0	0.0	13	0
49ERS	15	171	11.4	54	0
OPPONENTS	21	355	16.9	91t	2

KICKOFF RETURNS

	No	Yds	Avg	LG	TD
Owens, James	41	1,002	24.4	85t	1
Elliott, Lenvil	9	170	18.9	33	0
Hofer, Paul	8	124	15.5	23	0
Francis, Phil	7	103	14.7	23	0
Ferrell, Bob	6	78	13.0	18	0
Hicks, Dwight	2	36	18.0	19	0
Bruer, Bob	1	20	20.0	20	0
Barrett, Jean	1	5	5.0	5	0
49ERS	75	1,538	20.5	85t	1
OPPONENTS	68	1,367	20.1	70	0

PUNT RETURNS

	No	FC	Yds	Avg	LG	TD
Solomon, Freddie	23	2	142	6.2	14	0
Hicks, Dwight	13	3	120	9.2	33	0
Dungy, Tony	8	3	52	6.5	11	0
49ERS	44	8	314	7.1	33	0
OPPONENTS	37	7	262	7.1	44	0

PUNTING

	No	Yds	Avg	TB	I-20	LG	Bik
Melville, Dan	71	2,626	37.0	10	15	53	1
49ERS	71	2,626	37.0	10	15	53	1
OPPONENTS	74	2,817	38.1	6	14	63	0

PASSING

	Att	Comp	Pct	Yds	LG	TD	Int	QB
DeBerg, Steve	578	347	60.0	3,652	50	17	21	73.1
Montana, Joe	23	13	56.5	96	18	1	0	81.1
Solomon, Freddie	1	1	100.0	12	12	0	0	116.7
49ERS	602	361	60.0	3,760	50	18	21	73.5
OPPONENTS	441	262	59.4	3,407	85	25	15	88.5



1980 (6-10)

Bill Walsh, Coach

W	26	at New Orleans (58,621), S-7	23
W	24	St. Louis (49,999), S-14	(OT) 21
W	37	at New York Jets (50,608), S-21	27
L	17	Atlanta (56,518), S-28	20
L	26	at Los Angeles Rams (62,188), O-5	48
L	14	at Dallas (63,399), O-12	59
L	17	Los Angeles Rams (55,360), O-19	31
L	23	Tampa Bay (51,925), O-26	24
L	13	at Detroit (78,845), N-2	17
L	16	at G.B. in Milwaukee (54,475), N-9	23
L	13	at Miami (45,135), N-16	17
W	12	New York Giants (38,574), N-23	0
W	21	New England (45,254), N-30	17
W	38	New Orleans (37,949), D-7	(OT) 35
L	10	at Atlanta (55,767), D-14	35
L	13	Buffalo (37,476), D-21	18
320			415

TEAM STATISTICS

	49ers	Opp
TOTAL FIRST DOWNS	298	341
By Rushing	105	137
By Passing	171	185
By Penalties	22	19
TOTAL YARDS GAINED	5,320	5,969
By Rushing	1,743	2,218
By Passing	3,577	3,751
TOTAL PLAYS FROM SCRIMMAGE	1,042	556
Rushes	415	556
Average Gain Per Rush	4.2	4.0
NET YARDS PASSING	3,577	3,751
Passes Attempted	597	495
Passes Completed	363	327
Percent Completed	60.8	66.1
Had Intercepted	26	17
Times Sacked	30	31
Lost Attempting to Pass	222	207
PUNTS	77	67
Total Yardage of Punts	3,152	2,560
Average Length	40.9	38.2
KICKOFF RETURNS	75	58
Total Yards Returned	1,385	1,203
Average Length of Return	18.5	20.7
PENALTIES	109	92
Yards Penalized	933	286
FUMBLES	39	34
Own Fumbles Recovered	25	17
Opponents' Fumbles Recovered	17	14
FIELD GOALS	15	17
Field Goals Attempted	19	26
TOTAL POINTS SCORED	320	415
Touchdowns Scored	40	52
Touchdowns Rushing	10	20
Touchdowns Passing	27	29
Touchdown Returns	3	3
Extra Points	33	50
Safeties	1	1

SCORING

	TDs	Ru	Pa	Int	Fu	KO	Pu	PAT	FG	S	Pts
Wersching, Ray	0	0	0	0	0	0	0	33/39	15/19	0	78
Solomon, Freddie	10	0	8	0	0	0	2	0/0	0/0	0	60
Cooper, Earl	9	5	4	0	0	0	0	0/0	0/0	0	54
Clark, Dwight	8	0	8	0	0	0	0	0/0	0/0	0	48
Elliott, Lenvil	3	2	1	0	0	0	0	0/0	0/0	0	18
Hofer, Paul	3	1	2	0	0	0	0	0/0	0/0	0	18
Montana, Joe	2	2	0	0	0	0	0	0/0	0/0	0	12
Ramson, Eason	2	0	2	0	0	0	0	0/0	0/0	0	12
Young, Charle	2	0	2	0	0	0	0	0/0	0/0	0	12
Owens, James	1	0	0	0	0	1	0	0/0	0/0	0	6
Stuckey, Jim	0	0	0	0	0	0	0	0/0	0/0	1	2
49ERS	40	10	27	0	0	1	2	33/39	15/19	1	320
OPPONENTS	52	20	29	2	1	0	0	50/52	17/26	0	415

Rookie Names in Italics

RUSHING

	Att	Yds	Avg	LG	TD
Cooper, Earl	171	720	4.2	47	5
Elliott, Lenvil	76	341	4.5	20	2
Hofer, Paul	60	293	4.9	26t	1
Woods, Don	50	229	4.6	23	0
Montana, Joe	32	77	2.4	11	2
Solomon, Freddie	8	56	7.0	11	0
Francis, Phil	7	36	5.1	14	0
DeBerg, Steve	6	4	0.7	7	0
Patton, Ricky	1	1	1.0	1	0
Ramson, Eason	2	-2	-1.0	4	0
Miller, Jim	2	-12	-6.0	0	0
49ERS	415	1,743	4.2	47	10
OPPONENTS	556	2,218	4.0	48	20

RECEIVING

	No	Yds	Avg	LG	TD
Cooper, Earl	83	567	6.8	66t	4
Clark, Dwight	82	991	12.1	71t	8
Solomon Freddie	48	658	13.7	93t	8
Hofer, Paul	41	467	11.4	28	2
Young, Charle	29	325	11.2	41	2
Elliott, Lenvil	27	285	10.6	45t	1
Ramson, Eason	21	179	8.5	22	2
Woods, Don	20	171	8.6	23	0
Owens, James	9	133	14.8	29	0
Francis, Phil	3	23	7.7	15	0
49ERS	363	3,799	10.5	93t	27
OPPONENTS	327	3,958	12.1	81t	29

INTERCEPTIONS

	No	Yds	Avg	LG	TD
Hicks, Dwight	4	73	18.3	44	0
Churchman, Ricky	4	7	1.8	7	0
Leopold, Bobby	2	23	11.5	13	0
Turner, Keena	2	15	7.5	11	0
Williams, Gerard	1	28	28.0	28	0
Rhodes, Ray	1	25	25.0	25	0
Johnson, Charles	1	15	15.0	15	0
Puki, Craig	1	0	0.0	0	0
Tautolo, Terry	1	0	0.0	0	0
49ERS	17	186	10.9	44	0
OPPONENTS	26	319	12.3	48	2

KICKOFF RETURNS

	No	Yds	Avg	LG	TD
Owens, James	31	726	23.4	101t	1
Elliott, Lenvil	18	321	17.8	32	0
Anderson, Terry	6	104	17.3	22	0
Solomon, Freddie	5	60	12.0	32	0
Francis, Phil	4	61	15.3	32	0
Patton, Ricky	4	43	10.8	19	0
Johnson, Charles	2	10	5.0	22	0
Ramson, Eason	1	18	1.8	18	0
Tautolo, Terry	1	16	16.0	16	0
Young, Charle	1	14	14.0	14	0
Hughes, Ernie	1	10	10.0	10	0
Hofer, Paul	1	2	2.0	2	0
49ERS	75	1,385	18.5	101t	1
OPPONENTS	58	1,203	20.7	52	0

PUNT RETURNS

	No	FC	Yds	Avg	LG	TD
Solomon, Freddie	27	3	298	11.0	57t	2
Hicks, Dwight	12	3	58	4.8	10	0
Robinson, Jimmy	3	0	36	12.0	21	0
Churchman, Ricky	2	0	16	8.0	13	0
Ferrell, Bob	1	0	1	1.0	1	0
49ERS	45	6	409	9.1	57t	2
OPPONENTS	48	11	530	11.0	43	0

PUNTING

	No	Yds	Avg	TB	I-20	LG	Bik
Miller, Jim	77	3,152	40.9	5	11	65	0
49ERS	77	3,152	40.9	5	11	65	0
OPPONENTS	67	2,560	38.2	6	10	64	0

PASSING

	Att	Comp	Pct	Yds	LG	TD	Int	QB
Montana, Joe	273	176	64.5	1,795	71t	15	9	87.8
DeBerg, Steve	321	186	57.9	1,998	93t	12	17	66.7
Solomon, Freddie	1	0	0.0	0	0	0	0	39.6
Woods, Don	2	1	50.0	6	6	0	0	56.3
49ERS	597	363	60.8	3,799	93t	27	26	76.2
OPPONENTS	495	327	66.1	3,958	81t	29	17	95.7



1981 (13-3/16-3)

NFC West Champions – World Champions

Bill Walsh, Coach

L	17	at Detroit (62,123), S–6	24
W	28	Chicago (49,520), S–13	17
L	17	at Atlanta (56,653), S–20	34
W	21	New Orleans (44,433), S–27	14
W	30	at Washington (51,843), O–4	17
W	45	Dallas (57,574), O–11	14
W	13	at G.B. in Milwaukee (50,171), O–18	3
W	20	Los Angeles Rams (59,190), O–25	17
W	17	at Pittsburgh (52,878), N–1	14
W	17	Atlanta (59,127), N–8	14
L	12	Cleveland (52,445), N–15	15
W	33	at Los Angeles Rams (63,456), N–22	31
W	17	New York Giants (57,186), N–29	10
W	21	at Cincinnati (56,796), D–6	3
W	28	Houston (55,707), D–13	6
W	21	at New Orleans (43,639), D–20	17
357			250

NFC PLAYOFF - JAN. 3

W	38	(at San Francisco – Candlestick Park) New York Giants (58,360)	24
---	----	---	----

NFC CHAMPIONSHIP - JAN. 10

W	28	(at San Francisco – Candlestick Park) Dallas (60,525)	27
---	----	--	----

SUPER BOWL XVI - JAN. 24

W	26	(at Pontiac, Michigan – Silverdome) Cincinnati (81,270)	21
---	----	--	----

TEAM STATISTICS										49ers			Opp		
TOTAL FIRST DOWNS										317			280		
By Rushing										110			113		
By Passing										183			144		
By Penalties										24			23		
TOTAL YARDS GAINED										5,484			4,763		
By Rushing										1,941			1,918		
By Passing										3,543			2,845		
TOTAL PLAYS FROM SCRIMMAGE										1,106			1,014		
Rushes										560			464		
Average Gain Per Rush										3.5			4.1		
NET YARDS PASSING										3,543			2,845		
Passes Attempted										517			514		
Passes Completed										328			273		
Percent Completed										63.4			53.1		
Had Intercepted										13			27		
Times Sacked										29			36		
Lost Attempting to Pass										223			290		
PUNTS										93			83		
Total Yardage of Punts										3,858			3,433		
Average Length										41.5			41.4		
KICKOFF RETURNS										45			67		
Total Yards Returned										909			1,389		
Average Length of Return										20.2			20.7		
PENALTIES										92			108		
Yards Penalized										752			866		
FUMBLES										26			36		
Own Fumbles Recovered										14			15		
Opponents' Fumbles Recovered										21			12		
FIELD GOALS										19			13		
Field Goals Attempted										29			23		
TOTAL POINTS SCORED										357			250		
Touchdowns Scored										43			30		
Touchdowns Rushing										17			10		
Touchdowns Passing										20			16		
Touchdown Returns										6			4		
Extra Points										42			29		
Safeties										0			1		
SCORING		TDs	Ru	Pa	Int	Fu	KO	Pu	PAT	FG	S	Pts			
Wersching, Ray		0	0	0	0	0	0	0	30/30	17/23	0	81			
Solomon, Freddie		8	0	8	0	0	0	0	0/0	0/0	0	48			
Davis, Johnny		7	7	0	0	0	0	0	0/0	0/0	0	42			
Patton, Ricky		5	4	1	0	0	0	0	0/0	0/0	0	30			
Young, Charlie		5	0	5	0	0	0	0	0/0	0/0	0	30			
Clark, Dwight		4	0	4	0	0	0	0	0/0	0/0	0	24			
Bahr, Matt		0	0	0	0	0	0	0	12/12	2/6	0	18			
Lott, Ronnie		3	0	0	3	0	0	0	0/0	0/0	0	18			
Hicks, Dwight		2	0	0	1	1	0	0	0/0	0/0	0	12			
Lawrence, Amos		2	1	0	0	0	1	0	0/0	0/0	0	12			

Rookie Names in Italics

(continued)

SCORING

Montana, Joe	2	2	0	0	0	0	0	0/0	0/0	0	12
Cooper, Earl	1	1	0	0	0	0	0	0/0	0/0	0	6
Easley, Walt	1	1	0	0	0	0	0	0/0	0/0	0	6
Hofer, Paul	1	1	0	0	0	0	0	0/0	0/0	0	6
Ring, Bill	1	0	1	0	0	0	0	0/0	0/0	0	6
Wilson, Mike	1	0	1	0	0	0	0	0/0	0/0	0	6

49ERS

OPPONENTS

RUSHING

	Att	Yds	Avg	LG	TD
Patton, Ricky	152	543	3.6	28	4
Cooper, Earl	98	330	3.4	23	1
Davis, Johnny	94	297	3.2	14	7
Easley, Walt	76	224	2.9	9	1
Hofer, Paul	60	193	3.2	12	1
Ring, Bill	22	106	4.8	16	0
Montana, Joe	25	95	3.8	20t	2
Lawrence, Amos	13	48	3.7	14	1
Solomon, Freddie	9	43	4.8	16	0
Clark, Dwight	3	32	10.7	18	0
Elliott, Lenvil	7	29	4.1	9	0
Benjamin, Guy	1	1	1.0	1	0

49ERS

OPPONENTS

RECEIVING

	No	Yds	Avg	LG	TD
Clark, Dwight	85	1,105	13.0	78t	4
Solomon, Freddie	59	969	16.4	60t	8
Cooper, Earl	51	477	9.4	50	0
Young, Charlie	37	400	10.8	29	5
Hofer, Paul	27	244	9.0	22	0
Patton, Ricky	27	195	7.2	31t	1
Wilson, Michael	9	125	13.9	27t	1
Easley, Walt	9	62	6.9	21	0
Elliott, Lenvil	7	81	11.6	19	0
Ramson, Eason	4	45	11.3	16	0
Ring, Bill	3	28	9.3	21	1
Shumann, Mike	3	21	7.0	8	0
Lawrence, Amos	3	10	3.3	5	0
Davis, Johnny	3	–1	–0.3	3	0
Peets, Brian	1	5	5.0	5	0

49ERS

OPPONENTS

INTERCEPTIONS

	No	Yds	Avg	LG	TD
Hicks, Dwight	9	239	26.6	72	1
Lott, Ronnie	7	117	16.7	41t	3
Williamson, Carlton	4	44	11.0	28	0
Wright, Eric	3	26	8.7	26	0
McColl, Milt	1	22	22.0	22	0
Reynolds, Jack	1	0	0.0	0	0
Martin, Saladin	1	0	0.0	0	0
Turner, Keena	1	0	0.0	0	0

49ERS

OPPONENTS

KICKOFF RETURNS

	No	Yds	Avg	LG	TD
Lawrence, Amos	17	437	25.7	92t	1
Ring, Bill	10	217	21.7	29	0
Lott, Ronnie	7	111	15.9	20	0
Wilson, Mike	4	67	16.8	22	0
Jones, Arrington	3	43	14.3	22	0
Hicks, Dwight	1	22	22.0	22	0
Ramson, Eason	1	12	12.0	12	0
Patton, Ricky	1	0	0.0	0	0
Davis, Johnny	1	0	0.0	0	0

49ERS

OPPONENTS

PUNT RETURNS

	No	FC	Yds	Avg	LG	TD
Solomon, Freddie	29	6	173	6.0	19	0
Hicks, Dwight	19	4	171	9.0	39	0

49ERS

OPPONENTS

PUNTING

	No	Yds	Avg	TB	I–20	LG	Blk
Miller, Jim	93	3,858	41.5	15	14	65	0

49ERS

OPPONENTS

PASSING

	Att	Comp	Pct	Yds	LG	TD	Int	QB
Montana, Joe	488	311	63.7	3,565	78t	19	12	88.4
Benjamin, Guy	26	15	57.7	171	27	1	1	74.4
Easley, Walt	1	1	100.0	5	5	0	0	87.5
Solomon, Freddie	1	1	100.0	25	25	0	0	118.8
Clark, Dwight	1	0	0.0	0	0	0	0	39.6

49ERS

OPPONENTS



1982 (3-6)

Bill Walsh, Coach

L	17	Los Angeles Raiders (59,748), S-12	23
L	21	at Denver (73,899), S-19	24
W	31	at St. Louis (38,064), N-21	20
L	20	New Orleans (51,611), N-28	23
W	30	at Los Angeles Rams (58,574), THU/D-2	24
L	37	San Diego (51,988), SAT/D-11	41
L	7	Atlanta (53,234), SUN/D-19	17
W	26	at Kansas City (24,319), D-26	13
L	20	Los Angeles Rams (54,256), J-2	21

209

206

TEAM STATISTICS

	49ers	Opp
TOTAL FIRST DOWNS	183	170
By Rushing	49	71
By Passing	121	88
By Penalties	13	11
TOTAL YARDS GAINED	3,242	3,035
By Rushing	740	1,199
By Passing	2,502	1,836
TOTAL PLAYS FROM SCRIMMAGE	587	596
Rushes	219	303
Average Gain Per Rush	3.4	4.0
NET YARDS PASSING	2,502	1,836
Passes Attempted	348	278
Passes Completed	215	158
Percent Completed	61.8	56.8
Had Intercepted	11	9
Times Sacked	20	15
Lost Attempting to Pass	166	113
PUNTS	45	50
Total Yardage of Punts	1,676	2,134
Average Length	37.2	42.7
KICKOFF RETURNS	36	40
Total Yards Returned	742	847
Average Length of Return	20.6	21.4
PENALTIES	45	58
Yards Penalized	451	542
FUMBLES	17	14
Own Fumbles Recovered	7	4
Opponents' Fumbles Recovered	10	10
FIELD GOALS	12	13
Field Goals Attempted	17	19
TOTAL POINTS SCORED	209	206
Touchdowns Scored	25	24
Touchdowns Rushing	6	9
Touchdowns Passing	17	14
Touchdown Returns	2	1
Extra Points	23	23
Safeties	0	0
AVG. TIME OF POSSESSION	28:31	31:29

SCORING

	TDs	Ru	Pa	Int	Fu	KO	Pu	PAT	FG	S	Pts
Wersching, Ray	0	0	0	0	0	0	0	23/25	12/17	0	59
Moore, Jeff	8	4	4	0	0	0	0	0/0	0/0	0	48
Clark, Dwight	5	0	5	0	0	0	0	0/0	0/0	0	30
Solomon, Freddie	3	0	3	0	0	0	0	0/0	0/0	0	18
Francis, Russ	2	0	2	0	0	0	0	0/0	0/0	0	12
Cooper, Earl	1	0	1	0	0	0	0	0/0	0/0	0	6
Lott, Ronnie	1	0	0	1	0	0	0	0/0	0/0	0	6
McLemore, Dana	1	0	0	0	0	0	1	0/0	0/0	0	6
Montana, Joe	1	1	0	0	0	0	0	0/0	0/0	0	6
Nehemiah, Renaldo	1	0	1	0	0	0	0	0/0	0/0	0	6
Ring, Bill	1	1	0	0	0	0	0	0/0	0/0	0	6
Wilson, Mike	1	0	1	0	0	0	0	0/0	0/0	0	6
49ERS	25	6	17	1	0	0	1	23/25	12/17	0	209
OPPONENTS	24	9	14	0	0	0	1	23/24	13/19	0	206

Rookie Names in Italics

RUSHING

	Att	Yds	Avg	LG	TD
Moore, Jeff	85	281	3.3	19	4
Ring, Bill	48	183	3.8	11	1
Montana, Joe	30	118	3.9	21	1
Cooper, Earl	24	77	3.2	9	0
Williams, Vince	20	68	3.4	12	0
Easley, Walt	5	11	2.2	5	0
Lawrence, Amos	5	7	1.4	4	0
Nehemiah, Renaldo	1	-1	-1.0	-1	0
Solomon, Freddie	1	-4	-4.0	-4	0
49ERS	219	740	3.4	21	6
OPPONENTS	303	1,199	4.0	54	9

RECEIVING

	No	Yds	Avg	LG	TD
Clark, Dwight	60	913	15.2	51	5
Moore, Jeff	37	405	11.0	55	4
Francis, Russ	23	278	12.1	26	2
Young, Charle	22	189	8.6	30	0
Solomon, Freddie	19	323	17.0	46t	3
Cooper, Earl	19	153	8.1	20	1
Ring, Bill	13	94	7.2	15	0
Nehemiah, Renaldo	8	161	20.1	55	1
Wilson, Mike	6	80	13.3	27	1
Williams, Vince	4	33	8.3	13	0
Ramson, Eason	2	27	13.5	21	0
Lawrence, Amos	2	12	6.0	6	0
49ERS	215	2,668	12.4	55	17
OPPONENTS	158	1,949	12.3	46	14

INTERCEPTIONS

	No	Yds	Avg	LG	TD
Hicks, Dwight	3	5	1.7	3	0
Lott, Ronnie	2	95	47.5	83t	1
Wright, Eric	1	31	31.0	31	0
Horn, Bob	1	19	19.0	19	0
Reynolds, Jack	1	0	0.0	0	0
Harper, Willie	1	0	0.0	0	0
49ERS	9	150	16.7	83t	1
OPPONENTS	11	130	11.8	32	0

KICKOFF RETURNS

	No	Yds	Avg	LG	TD
McLemore, Dana	16	353	22.1	45	0
Lawrence, Amos	9	190	21.1	30	0
Ring, Bill	6	145	24.2	41	0
Ramson, Eason	2	20	10.0	13	0
Ferrari, Ron	2	19	9.5	11	0
Moore, Jeff	1	15	15.0	15	0
49ERS	36	742	20.6	45	0
OPPONENTS	40	857	21.4	55	0

PUNT RETURNS

	No	FC	Yds	Avg	LG	TD
McLemore, Dana	7	0	156	22.3	93t	1
Solomon, Freddie	13	1	122	9.4	27	0
Hicks, Dwight	10	1	54	5.4	13	0
Ring, Bill	0	1	0	0.0	0	0
49ERS	30	3	332	11.1	93t	1
OPPONENTS	20	4	224	11.2	67t	1

PUNTING

	No	Yds	Avg	TB	I-20	LG	BK
Miller, Jim	44	1,676	38.1	3	11	80	1
49ERS	44	1,676	38.1	3	11	80	1
OPPONENTS	50	2,134	42.7	5	10	58	0

PASSING

	Att	Comp	Pct	Yds	LG	TD	Int	QB
Montana, Joe	346	213	61.6	2,613	55	17	11	88.0
Francis, Russ	1	1	100.0	45	45	0	0	118.8
Benjamin, Guy	1	1	100.0	10	10	0	0	108.3
49ERS	348	215	61.8	2,668	55	17	11	88.6
OPPONENTS	278	158	56.8	1,949	46	14	9	82.0

**1983 (10-6/11-7)****NFC West Champions****Bill Walsh, Coach**

L	17	Philadelphia (55,775), SAT /S-3	22
W	48	at Minnesota (58,167), THU /S-8	17
W	42	at St. Louis (38,130), S-18	27
W	24	Atlanta (57,814), S-25	20
W	33	at New England (54,293), O-2	13
L	7	Los Angeles Rams (59,119), O-9	10
W	32	at New Orleans (68,134), O-16	13
W	45	at Los Angeles Rams (66,070), O-23	35
L	13	New York Jets (54,796), O-30	27
L	17	Miami (57,832), N-6	20
W	27	New Orleans (40,022), N-13	0
L	24	at Atlanta (32,782), N-20	28
L	3	at Chicago (40,483), N-27	13
W	35	Tampa Bay (49,773), D-4	21
W	23	at Buffalo (38,039), D-11	10
W	42	Dallas (59,957), MON /D-19	17

432**293****NFC PLAYOFF - DEC. 31**

W	24	(at San Francisco - Candlestick Park) Detroit (58,386)- SAT	23
---	----	---	----

NFC CHAMPIONSHIP - JAN. 8

L	21	(at Washington, DC - RFK Stadium) Washington (55,363)	24
---	----	--	----

TEAM STATISTICS

	49ers	Opp
TOTAL FIRST DOWNS	344	302
By Rushing	129	98
By Passing	199	181
By Penalties	16	23
TOTAL YARDS GAINED	6,054	5,189
By Rushing	2,257	1,936
By Passing	3,797	3,253
TOTAL PLAYS FROM SCRIMMAGE	1,072	1,032
Rushes	511	449
Average Gain Per Rush	4.4	4.3
NET YARDS PASSING	3,797	3,253
Passes Attempted	528	526
Passes Completed	339	322
Percent Completed	64.2	61.2
Had Intercepted	12	24
Times Sacked	33	57
Lost Attempting to Pass	224	448
PUNTS	65	73
Total Yardage of Punts	2,552	2,993
Average Length	39.3	41.0
KICKOFF RETURNS	52	78
Total Yards Returned	958	1,675
Average Length of Return	18.4	21.5
PENALTIES	89	91
Yards Penalized	695	793
FUMBLES	27	39
Own Fumbles Recovered	8	21
Opponents' Fumbles Recovered	18	19
FIELD GOALS	25	17
Field Goals Attempted	30	27
TOTAL POINTS SCORED	432	293
Touchdowns Scored	51	35
Touchdowns Rushing	17	10
Touchdowns Passing	27	23
Touchdown Returns	7	2
Extra Points	51	32
Safeties	0	0
AVG. TIME OF POSSESSION	30:12	29:48

SCORING	TDs	Ru	Pa	Int	Fu	KO	Pu	PAT	FG	S	Pts
Wersching, Ray	0	0	0	0	0	0	0	51/51	25/30	0	126
Craig, Roger	12	8	4	0	0	0	0	0/0	0/0	0	72
Clark, Dwight	8	0	8	0	0	0	0	0/0	0/0	0	48
Tyler, Wendell	6	4	2	0	0	0	0	0/0	0/0	0	36
Francis, Russ	4	0	4	0	0	0	0	0/0	0/0	0	24
Solomon, Freddie	4	0	4	0	0	0	0	0/0	0/0	0	24
Cooper, Earl	3	0	3	0	0	0	0	0/0	0/0	0	18

Rookie Names in Italics

(continued)

SCORING	TDs	Ru	Pa	Int	Fu	KO	Pu	PAT	FG	S	Pts
Hicks, Dwight	2	0	0	2	0	0	0	0/0	0/0	0	12
Montana, Joe	2	2	0	0	0	0	0	0/0	0/0	0	12
Ring, Bill	2	2	0	0	0	0	0	0/0	0/0	0	12
Wright, Eric	2	0	0	2	0	0	0	0/0	0/0	0	12
Board, Dwaine	1	0	0	0	1	0	0	0/0	0/0	0	6
Collier, Tim	1	0	0	1	0	0	0	0/0	0/0	0	6
McLemore, Dana	1	0	0	0	0	0	1	0/0	0/0	0	6
Moore, Jeff	1	1	0	0	0	0	0	0/0	0/0	0	6
Nehemiah, Renaldo	1	0	1	0	0	0	0	0/0	0/0	0	6
Ramson, Eason	1	0	1	0	0	0	0	0/0	0/0	0	6
49ERS	51	17	27	5	1	0	1	51/51	25/30	0	432
OPPONENTS	35	10	23	1	1	0	1	32/33	17/27	0	293

RUSHING	Att	Yds	Avg	LG	TD
Tyler, Wendell	176	856	4.9	39	4
Craig, Roger	176	725	4.1	71	8
Montana, Joe	61	284	4.7	18	2
Ring, Bill	64	254	4.0	25	2
Moore, Jeff	15	43	2.9	14	1
Orosz, Tom	2	39	19.5	23	0
Monroe, Carl	10	23	2.3	5	0
Clark, Dwight	3	18	6.0	9	0
Cavanaugh, Matt	1	8	8.0	8	0
Ramson, Eason	1	3	3.0	3	0
Solomon, Freddie	1	3	3.0	3	0
Benjamin, Guy	1	1	1.0	1	0
49ERS	511	2,257	4.4	71	17
OPPONENTS	449	1,936	4.3	49	10

RECEIVING	No	Yds	Avg	LG	TD
Clark, Dwight	70	840	12.0	46t	8
Craig, Roger	48	427	8.9	23	4
Tyler, Wendell	34	285	8.4	26	2
Francis, Russ	33	357	10.8	25	4
Solomon, Freddie	31	662	21.4	77t	4
Wilson, Mike	30	433	14.4	49	0
Ring, Bill	23	182	7.9	24	0
Moore, Jeff	19	206	10.8	34	0
Nehemiah, Renaldo	17	236	13.9	27	1
Ramson, Eason	17	125	7.4	16	1
Cooper, Earl	15	207	13.8	73t	3
Monroe, Carl	2	61	30.5	50	0
49ERS	339	4,021	11.9	77t	27
OPPONENTS	322	3,701	11.5	76t	23

INTERCEPTIONS	No	Yds	Avg	LG	TD
Wright, Eric	7	164	23.4	60t	2
Williamson, Carlton	4	51	12.8	26	0
Lott, Ronnie	4	22	5.5	22	0
Collier, Tim	3	32	10.7	32t	1
Hicks, Dwight	2	102	51.0	62t	2
Leopold, Bobby	2	13	6.5	9	0
Harper, Willie	1	37	37.0	37	0
Pillers, Lawrence	1	16	16.0	16	0
49ERS	24	437	18.2	62t	5
OPPONENTS	12	168	14.0	43t	1

KICKOFF RETURNS	No	Yds	Avg	LG	TD
McLemore, Dana	30	576	19.2	39	0
Monroe, Carl	8	152	19.0	32	0
Moore, Jeff	7	117	16.7	46	0
Ring, Bill	4	68	17.0	18	0
Cooper, Earl	3	45	15.0	20	0
49ERS	52	958	18.4	46	0
OPPONENTS	78	1,675	21.5	50	0

PUNT RETURNS	No	FC	Yds	Avg	LG	TD
McLemore, Dana	31	6	331	10.7	56t	1
Solomon, Freddie	5	3	34	6.8	11	0
49ERS	36	9	365	10.1	56t	1
OPPONENTS	38	7	278	7.3	19	0

PUNTING	No	Yds	Avg	TB	I-20	LG	Bk
Orosz, Tom	65	2,552	39.3	6	16	61	1
49ERS	65	2,552	38.7	6	17	61	1
OPPONENTS	73	2,993	40.5	9	15	60	1

PASSING	Att	Comp	Pct	Yds	LG	TD	Int	QB
Montana, Joe	515	332	64.5	3,910	77t	26	12	94.5
Benjamin, Guy	12	7	58.3	111	73t	1	0	117.0
Clark, Dwight	1	0	0.0	0	0	0	0	39.6
49ERS	528	339	64.2	4,021	77t	27	12	94.9
OPPONENTS	526	322	61.2	3,701	76t	23	24	78.0



1984 (15-1/18-1)
NFC West Champions – World Champions

Bill Walsh, Coach

W	30	at Detroit (56,782), S–2	27
W	37	Washington (59,707), MON /S–10	31
W	30	New Orleans (57,611), S–16	20
W	21	at Philadelphia (62,771), S–23	9
W	14	Atlanta (57,990), S–30	5
W	31	at New York Giants (76,112), MON /O–8	10
L	17	Pittsburgh (59,110), O–14	20
W	34	at Houston (39,900), O–21	21
W	33	at Los Angeles Rams (65,481), O–28	0
W	23	Cincinnati (58,234), N–4	17
W	41	at Cleveland (60,092), N–11	7
W	24	Tampa Bay (57,704), N–18	17
W	35	at New Orleans (65,177), N–25	3
W	35	at Atlanta (29,644), D–2	17
W	51	Minnesota (56,670), SAT /D–8	7
W	19	Los Angeles Rams (59,743), FRI /D–14	16

475

NFC PLAYOFF - DEC. 29

W	21	(at San Francisco – Candlestick Park) New York Giants (60,303)– SAT	10
---	----	---	----

NFC CHAMPIONSHIP - JAN. 6

W	23	(at San Francisco – Candlestick Park) Chicago (61,040)	0
---	----	---	---

SUPER BOWL XIX - JAN. 20

W	38	(at Palo Alto, California – Stanford Stadium) Miami (84,059)	16
---	----	---	----

TEAM STATISTICS

	49ers	Opp
TOTAL FIRST DOWNS	356	302
By Rushing	138	101
By Passing	204	173
By Penalties	14	28
TOTAL YARDS GAINED	6,366	5,176
By Rushing	2,465	1,795
By Passing	3,901	3,381
TOTAL PLAYS FROM SCRIMMAGE	1,057	1,029
Rushes	534	432
Average Gain Per Rush	4.6	4.2
NET YARDS PASSING	3,901	3,381
Passes Attempted	496	546
Passes Completed	312	298
Percent Completed	62.9	54.6
Had Intercepted	10	25
Times Sacked	27	51
Lost Attempting to Pass	178	363
PUNTS	61	80
Total Yardage of Punts	2,536	3,239
Average Length	41.6	40.5
KICKOFF RETURNS	47	78
Total Yards Returned	1,039	1,499
Average Length of Return	22.1	19.2
PENALTIES	100	91
Yards Penalized	884	723
FUMBLES	26	28
Own Fumbles Recovered	14	15
Opponents' Fumbles Recovered	13	12
FIELD GOALS	25	19
Field Goals Attempted	35	25
TOTAL POINTS SCORED	475	227
Touchdowns Scored	57	24
Touchdowns Rushing	21	10
Touchdowns Passing	32	14
Touchdown Returns	4	0
Extra Points	56	19
Safeties	1	1
AVG. TIME OF POSSESSION	30:26	29:34

SCORING	TDs	Ru	Pa	Int	Fu	KO	Pu	PAT	FG	S	Pts
Wersching, Ray	0	0	0	0	0	0	0	56/56	25/35	0	131
Solomon, Freddie	11	1	10	0	0	0	0	0/0	0/0	0	66
Craig, Roger	10	7	3	0	0	0	0	0/0	0/0	0	60
Tyler, Wendell	9	7	2	0	0	0	0	0/0	0/0	0	54
Clark, Dwight	6	0	6	0	0	0	0	0/0	0/0	0	36
Cooper, Earl	4	0	4	0	0	0	0	0/0	0/0	0	24
Ring, Bill	3	3	0	0	0	0	0	0/0	0/0	0	18
Francis, Russ	2	0	2	0	0	0	0	0/0	0/0	0	12
McLemore, Dana	2	0	0	1	0	0	0	0/0	0/0	0	12

Rookie Names in Italics

(continued)

SCORING	TDs	Ru	Pa	Int	Fu	KO	Pu	PAT	FG	S	Pts
+Montana, Joe	2	2	0	0	0	0	0	0/1	0/0	0	12
Nehemiah, Renaldo	2	0	2	0	0	0	0	0/0	0/0	0	12
Johnson, Gary	1	0	0	0	1	0	0	0/0	0/0	1	8
Frank, John	1	0	1	0	0	0	0	0/0	0/0	0	6
Harmon, Derrick	1	1	0	0	0	0	0	0/0	0/0	0	6
Monroe, Carl	1	0	1	0	0	0	0	0/0	0/0	0	6
Shell, Todd	1	0	0	1	0	0	0	0/0	0/0	0	6
Wilson, Mike	1	0	1	0	0	0	0	0/0	0/0	0	6
49ERS	57	21	32	2	1	0	1	56/57	25/35	1	475
OPPONENTS	24	10	14	0	0	0	0	24/24	19/25	1	227

+ incomplete pass on PAT attempt

RUSHING	Att	Yds	Avg	LG	TD
Tyler, Wendell	246	1,262	5.1	40	7
Craig, Roger	155	649	4.2	28	7
Harmon, Derrick	39	192	4.9	19	1
Ring, Bill	38	162	4.3	34	3
Montana, Joe	39	118	3.0	15	2
Solomon, Freddie	6	72	12.0	47	1
Cooper, Earl	3	13	4.3	7	0
Monroe, Carl	3	13	4.3	7	0
Runager, Max	1	–5	–5.0	–5	0
Cavanaugh, Matt	4	–11	–2.8	–1	0
49ERS	534	2,465	4.6	47	21

OPPONENTS	432	1,795	4.2	25	10
RECEIVING	No	Yds	Avg	LG	TD
Craig, Roger	71	675	9.5	64t	3
Clark, Dwight	52	880	16.9	80t	6
Cooper, Earl	41	459	11.2	26	4
Solomon, Freddie	40	737	18.4	64t	10
Tyler, Wendell	28	230	8.2	26t	2
Francis, Russ	23	285	12.4	32	2
Nehemiah, Renaldo	18	357	19.8	59t	2
Wilson, Mike	17	245	14.4	44	1
Monroe, Carl	11	139	12.6	47	1
Frank, John	7	60	8.6	21	1
Ring, Bill	3	10	3.3	15	0
Harmon, Derrick	1	2	2.0	2	0

49ERS	312	4,079	13.1	80t	32
OPPONENTS	298	3,744	12.6	61	14
INTERCEPTIONS	No	Yds	Avg	LG	TD
Turner, Keena	4	51	12.8	21	0
Lott, Ronnie	4	26	6.5	15	0
Shell, Todd	3	81	27.0	53t	1
Hicks, Dwight	3	42	14.0	29	0
McLemore, Dana	2	54	27.0	54t	1
Williamson, Carlton	2	42	21.0	26	0
Fahnhorst, Jim	2	9	4.5	9	0
Wright, Eric	2	0	0.0	0	0
Fuller, Jeff	1	38	38.0	38	0
Bunz, Dan	1	2	2.0	2	0
Clark, Mario	1	0	0.0	0	0

49ERS	25	345	13.8	54t	2
OPPONENTS	10	155	15.5	43	0
KICKOFF RETURNS	No	Yds	Avg	LG	TD
Monroe, Carl	27	561	20.8	44	0
Harmon, Derrick	13	357	27.5	51	0
McLemore, Dana	3	80	26.7	50	0
Ring, Bill	1	27	27.0	27	0
Wilson, Mike	1	14	14.0	14	0
Cooper, Earl	1	0	0.0	0	0
McIntyre, Guy	1	0	0.0	0	0
49ERS	47	1,039	22.1	51	0
OPPONENTS	78	1,499	19.2	38	0

PUNT RETURNS	No	FC	Yds	Avg	LG	TD	
McLemore, Dana	45	11	521	11.6	79t	1	
49ERS	45	11	521	11.6	79t	1	
OPPONENTS	30	4	190	6.3	25	0	
PUNTING	No	Yds	Avg	TB	I-20	LG	Blk
Runager, Max	56	2,341	41.8	12	18	59	1
Orosz, Tom	5	195	39.0	0	1	55	0
49ERS	61	2,536	40.9	12	19	59	1
OPPONENTS	80	3,239	40.5	4	13	58	1

PASSING	Att	Comp	Pct	Yds	LG	TD	Int	QB
Montana, Joe	432	279	64.6	3,630	80t	28	10	102.9
Cavanaugh, Matt	61	33	54.1	449	51t	4	0	99.7
Harmon, Derrick	2	0	0.0	0	0	0	0	39.6
Clark, Dwight	1	0	0.0	0	0	0	0	39.6
49ERS	496	312	62.9	4,079	80t	32	10	101.9
OPPONENTS	546	298	54.6	3,744	61	14	25	65.6



1985 (10-6/10-7)

Bill Walsh, Coach

L	21	at Minnesota (57,375), S-8	28
W	35	Atlanta (58,923), S-15	16
W	34	at Los Angeles Raiders (87,006)/, S-22	10
L	17	New Orleans (58,053), S-29	20
W	38	at Atlanta (44,740), O-6	17
L	10	Chicago (60,523), O-13	26
L	21	at Detroit (67,715), O-20	23
W	28	at Los Angeles Rams (65,939), O-27	14
W	24	Philadelphia (58,383), N-3	13
L	16	at Denver (73,173), MON N-11	17
W	31	Kansas City (56,447), N-17	3
W	19	Seattle (57,482), MON N-25	6
W	35	at Washington (51,321), D-1	8
L	20	Los Angeles Rams (60,581), MON D-9	27
W	31	at New Orleans (46,065), D-15	19
W	31	Dallas (60,114), D-22	16

411

263

NFC WILD CARD - DEC. 28

(at Meadowlands, N.J. — Giants Stadium)

L	3	New York Giants (75,842)— SAT	17
---	---	--------------------------------------	----

TEAM STATISTICS

	49ers	Opp
TOTAL FIRST DOWNS	340	293
By Rushing	137	89
By Passing	179	183
By Penalties	24	21
TOTAL YARDS GAINED	5,920	5,191
By Rushing	2,232	1,683
By Passing	3,688	3,508
TOTAL PLAYS FROM SCRIMMAGE	1,069	1,116
Rushes	477	435
Average Gain Per Rush	4.7	3.9
NET YARDS PASSING	3,688	3,508
Passes Attempted	550	621
Passes Completed	331	346
Percent Completed	60.2	55.7
Had Intercepted	14	18
Times Sacked	42	60
Lost Attempting to Pass	299	457
PUNTS	86	92
Total Yardage of Punts	3,422	3,644
Average Length	39.8	39.6
KICKOFF RETURNS	58	72
Total Yards Returned	1,269	1,485
Average Length of Return	21.9	20.6
PENALTIES	105	106
Yards Penalized	868	778
FUMBLES	29	31
Own Fumbles Recovered	9	14
Opponents' Fumbles Recovered	17	20
FIELD GOALS	13	27
Field Goals Attempted	21	35
TOTAL POINTS SCORED	411	263
Touchdowns Scored	53	26
Touchdowns Rushing	20	10
Touchdowns Passing	28	11
Touchdown Returns	5	5
Extra Points	52	24
Safeties	1	1
AVG. TIME OF POSSESSION	28:45	31:15

	TDs	Ru	Pa	Int	Fu	KO	Pu	PAT	FG	S	Pts
Wersching, Ray	0	0	0	0	0	0	0	52/53	13/21	0	91
Craig, Roger	15	9	6	0	0	0	0	0/0	0/0	0	90
Clark, Dwight	10	0	10	0	0	0	0	0/0	0/0	0	60
Tyler, Wendell	8	6	2	0	0	0	0	0/0	0/0	0	48
Rice, Jerry	4	1	3	0	0	0	0	0/0	0/0	0	24
Francis, Russ	3	0	3	0	0	0	0	0/0	0/0	0	18
Montana, Joe	3	3	0	0	0	0	0	0/0	0/0	0	18
Wilson, Mike	2	0	2	0	0	0	0	0/0	0/0	0	12
Frank, John	1	0	1	0	0	0	0	0/0	0/0	0	6
McColl, Milt	1	0	0	0	1	0	0	0/0	0/0	0	6
McIntyre, Guy	1	0	0	0	1	0	0	0/0	0/0	0	6

Rookie Names in Italics

(continued)

	TDs	Ru	Pa	Int	Fu	KO	Pu	PAT	FG	S	Pts
Monroe, Carl	1	0	0	0	0	1	0	0/0	0/0	0	6
Ring, Bill	1	1	0	0	0	0	0	0/0	0/0	0	6
Solomon, Freddie	1	0	1	0	0	0	0	0/0	0/0	0	6
Turner, Keena	1	0	0	0	1	0	0	0/0	0/0	0	6
Williamson, Carlton	1	0	0	1	0	0	0	0/0	0/0	0	6
Harty, John	0	0	0	0	0	0	0	0/0	0/0	1	2
49ERS	53	20	28	1	3	1	0	52/53	13/21	1	411
OPPONENTS*	26	10	11	1	0	12**	24/26	27/35	1	263	

*ret. blkd FGA **rcvrd blkd punt (1)

	Att	Yds	Avg	LG	TD
Craig, Roger	214	1,050	4.9	62t	9
Tyler, Wendell	171	867	5.1	30	6
Montana, Joe	42	153	3.6	16	3
Harmon, Derrick	28	92	3.3	17	0
Rice, Jerry	6	26	4.3	15t	1
Ring, Bill	8	23	2.9	9t	1
Cooper, Earl	2	12	6.0	14	0
Cavanaugh, Matt	4	5	1.3	13	0
Solomon, Freddie	2	4	2.0	6	0
49ERS	477	2,232	4.7	62t	20
OPPONENTS	435	1,683	3.9	41	10

	No	Yds	Avg	LG	TD
Craig, Roger	92	1,016	11.0	73	6
Clark, Dwight	54	705	13.1	49t	10
Rice, Jerry	49	927	18.9	66t	3
Francis, Russ	44	478	10.9	25	3
Solomon, Freddie	25	259	10.4	39	1
Tyler, Wendell	20	154	7.7	16	2
Harmon, Derrick	14	123	8.8	42	0
Wilson, Mike	10	165	16.5	52t	2
Monroe, Carl	10	51	5.1	9	0
Frank, John	7	50	7.1	14	1
Cooper, Earl	4	45	11.3	20	0
Ring, Bill	2	14	7.0	8	0
49ERS	331	3,987	12.0	73	28
OPPONENTS	346	3,965	11.5	82t	11

	No	Yds	Avg	LG	TD
Lott, Ronnie	6	68	11.3	25	0
Hicks, Dwight	4	68	17.0	25	0
Williamson, Carlton	3	137	45.7	82	1
Kovach, Jim (N.O./SF)	1	53	53.0	53	0
Shell, Todd	1	33	33.0	33	0
Fuller, Jeff	1	4	4.0	4	0
McLemore, Dana	1	0	0.0	0	0
Walter, Mike	1	0	0.0	0	0
Wright, Eric	1	0	0.0	0	0
49ERS	18	310	17.2	82	1
OPPONENTS	14	80	5.7	41t	1

	No	Yds	Avg	LG	TD
Monroe, Carl	28	717	25.6	95t	1
Harmon, Derrick	23	467	20.3	37	0
McLemore, Dana	4	76	19.0	26	0
Rice, Jerry	1	6	6.0	6	0
Lott, Ronnie	1	2	2.0	2	0
Frank, John	1	1	1.0	1	0
49ERS	58	1,269	21.9	95t	1
OPPONENTS	72	1,485	20.6	86t	1

	No	FC	Yds	Avg	LG	TD
McLemore, Dana	38	14	258	6.8	22	0
49ERS	38	14	258	6.8	22	0
OPPONENTS	33	6	294	8.9	63t	1

	No	Yds	Avg	TB	I-20	LG	Bik
Runager, Max	86	3,422	39.8	9	30	57	1
49ERS	86	3,422	39.3	9	30	57	1
OPPONENTS	92	3,644	39.6	7	23	58	0

	Att	Comp	Pct	Yds	LG	TD	Int	QB
Montana, Joe	494	303	61.3	3,653	73	27	13	91.3
Cavanaugh, Matt	54	28	51.9	334	41t	1	1	69.5
Harmon, Derrick	1	0	0.0	0	0	0	0	39.6
Solomon, Freddie	1	0	0.0	0	0	0	0	39.6
49ERS	550	331	60.2	3,987	73	28	14	88.8
OPPONENTS	621	346	55.7	3,965	82t	11	18	68.9



1986 (10-5-1/10-6-1)

NFC West Champions

Bill Walsh, Coach

W	31	at Tampa Bay (50,780), S-7	7
L	13	at Los Angeles Rams (65,195), S-14	16
W	26	New Orleans (58,297), S-21	17
W	31	at Miami (70,264), S-28	17
W	35	Indianapolis (57,252), O-5	14
L	24	Minnesota (58,637), O-12	(OT) 27
T	10	at Atlanta (55,306), O-19	(OT) 10
W	31	at G.B. in Milwaukee (50,557), O-26	17
L	10	at New Orleans (52,234), N-2	23
W	43	St. Louis (59,172), N-9	17
L	6	at Washington (54,774), MON/N-17	14
W	20	Atlanta (58,747), N-23	0
L	17	New York Giants (59,777), MON/D-1	21
W	24	New York Jets (58,091), D-7	10
W	29	at New England (60,787), D-14	24
W	24	Los Angeles Rams (60,266), FRI/D-19	14

374

247

NFC PLAYOFF - JAN. 4

(at Meadowlands, N.J. - Giants Stadium)

L	3	New York Giants (76,034)	49
---	---	--------------------------	----

TEAM STATISTICS

	49ers	Opp
TOTAL FIRST DOWNS	346	285
By Rushing	114	97
By Passing	213	169
By Penalties	19	19
TOTAL YARDS GAINED	6,082	4,880
By Rushing	1,986	1,555
By Passing	4,096	3,325
TOTAL PLAYS FROM SCRIMMAGE	1,118	1,061
Rushes	510	406
Average Gain Per Rush	3.9	3.8
NET YARDS PASSING	4,096	3,325
Passes Attempted	582	604
Passes Completed	353	324
Percent Completed	60.7	53.6
Had Intercepted	20	39
Times Sacked	26	51
Lost Attempting to Pass	203	448
PUNTS	85	91
Total Yardage of Punts	3,450	3,765
Average Length	40.6	41.4
KICKOFF RETURNS	42	71
Total Yards Returned	757	1,598
Average Length of Return	18.0	22.5
PENALTIES	95	89
Yards Penalized	691	653
FUMBLES	32	31
Own Fumbles Recovered	23	21
Opponents' Fumbles Recovered	10	9
FIELD GOALS	25	15
Field Goals Attempted	35	25
TOTAL POINTS SCORED	374	235
Touchdowns Scored	43	29
Touchdowns Rushing	16	8
Touchdowns Passing	21	18
Touchdown Returns	6	1
Extra Points	41	28
Safeties	0	0
AVG. TIME OF POSSESSION	30:28	29:32
SCORING	TDs Ru Pa Int Fu KO Pu PAT FG S Pts	
Wersching, Ray	0 0 0 0 0 0 0 41/42 25/35 0 116	
Rice, Jerry	16 1 15 0 0 0 0 0/0 0/0 0 96	
Craig, Roger	7 7 0 0 0 0 0 0/0 0/0 0 42	
Cribbs, Joe	5 5 0 0 0 0 0 0/0 0/0 0 30	
Clark, Dwight	2 0 2 0 0 0 0 0/0 0/0 0 12	
Frank, John	2 0 2 0 0 0 0 0/0 0/0 0 12	
Holmoe, Tom	2 0 0 2 0 0 0 0/0 0/0 0 12	
Francis, Russ	1 0 1 0 0 0 0 0/0 0/0 0 6	
Griffin, Don	1 0 0 0 0 0 1 0/0 0/0 0 6	
Harmon, Derrick	1 1 0 0 0 0 0 0/0 0/0 0 6	
Lott, Ronnie	1 0 0 1 0 0 0 0/0 0/0 0 6	
McKyer, Tim	1 0 0 1 0 0 0 0/0 0/0 0 6	
Moroski, Mike	1 1 0 0 0 0 0 0/0 0/0 0 6	
Nixon, Tory	1 0 0 1 0 0 0 0/0 0/0 0 6	

Rookie Names in Italics

(continued)

SCORING

Rathman, Tom	1	1	0	0	0	0	0	0/0	0/0	0	6
Wilson, Mike	1	0	1	0	0	0	0	0/0	0/0	0	6
49ERS	43	16	21	5	0	0	1	41/42	25/35	0	374
OPPONENTS*	27	8	18	0	0	1	1**	28/29	15/25	0	235

*ret. blkd FGA **rcvrd blkd punt

RUSHING

	Att	Yds	Avg	LG	TD
Craig, Roger	204	830	4.1	25	7
Cribbs, Joe	152	590	3.9	19	5
Rathman, Tom	33	138	4.2	29t	1
Tyler, Wendell	31	127	4.1	14	0
Harmon, Derrick	27	77	2.9	15	1
Rice, Jerry	10	72	7.2	18	1
Kemp, Jeff	15	49	3.3	12	0
Cherry, Tony	11	42	3.8	10	0
Montana, Joe	17	38	2.2	17	0
Moroski, Mike	6	22	3.7	12	1
Ring, Bill	3	4	1.3	4	0
Frank, John	1	-3	-3.0	-3	0

49ERS 510

OPPONENTS 406

RECEIVING

	No	Yds	Avg	LG	TD
Rice, Jerry	86	1,570	18.3	66t	15
Craig, Roger	81	624	7.7	48	0
Clark, Dwight	61	794	13.0	45t	2
Francis, Russ	41	505	12.3	52	1
Cribbs, Joe	35	346	9.9	33	0
Rathman, Tom	13	121	9.3	14	0
Wilson, Mike	9	104	11.6	18	1
Frank, John	9	61	6.8	17	2
Harmon, Derrick	8	78	9.8	15	0
Crawford, Derrick	5	70	14.0	42	0
Margerum, Ken	2	12	6.0	6	0
Monroe, Carl	2	6	3.0	5	0
Ring, Bill	1	8	8.0	8	0

49ERS 353

OPPONENTS 324

INTERCEPTIONS

	No	Yds	Avg	LG	TD
Lott, Ronnie	10	134	13.4	57t	1
McKyer, Tim	6	33	5.5	21t	1
Fahnhorst, Jim	4	52	13.0	46	0
Fuller, Jeff	4	44	11.0	26	0
Holmoe, Tom	3	149	49.7	78t	2
Williamson, Carlton	3	3	1.0	2	0
Griffin, Don	3	0	0.0	0	0
Nixon, Tory	2	106	53.0	88t	1
Tuiasosopo, Manu	1	22	22.0	22	0
Cousineau, Tom	1	18	18.0	18	0
Turner, Keena	1	9	9.0	9	0
Haley, Charles	1	8	8.0	8	0

49ERS 39

OPPONENTS 20

KICKOFF RETURNS

	No	Yds	Avg	LG	TD
Crawford, Derrick	15	280	18.7	34	0
Monroe, Carl	8	139	17.4	25	0
Griffin, Don	5	97	19.4	28	0
Harmon, Derrick	4	82	20.5	28	0
Rathman, Tom	3	66	22.0	22	0
Cherry, Tony	2	29	14.5	17	0
Frank, John	2	24	12.0	16	0
McKyer, Tim	1	15	15.0	15	0
Ring, Bill	1	15	15.0	15	0
Wilson, Mike	1	10	10.0	10	0
49ERS	42	757	18.0	34	0
OPPONENTS	71	1,598	22.5	101t	1

PUNT RETURNS

	No	FC	Yds	Avg	LG	TD
Griffin, Don	38	18	377	9.9	76t	1
Crawford, Derrick	4	0	15	3.8	9	0
McKyer, Tim	1	1	5	5.0	5	0

49ERS 43

OPPONENTS 49

PUNTING

	No	Yds	Avg	TB	I-20	LG	Bik
Runager, Max	83	3,450	41.6	8	23	62	2
49ERS	85	3,450	40.6	8	23	62	2
OPPONENTS	91	3,765	41.4	9	20	73	0

PASSING

	Att	Comp	Pct	Yds	LG	TD	Int	QB
Montana, Joe	307	191	62.2	2,236	48	8	9	80.7
Kemp, Jeff	200	119	59.5	1,554	66t	11	8	85.7
Moroski, Mike	73	42	57.5	493	52t	2	3	70.2
Rice, Jerry	2	1	50.0	16	16t	0	0	77.1
49ERS	582	353	60.7	4,299	66t	21	20	81.1
OPPONENTS	604	324	53.6	3,773	84t	18	39	55.8



1987 (13-2/13-3)

NFC West Champions

Bill Walsh, Coach

L	17	at Pittsburgh (55,735), S-13	30
W	27	at Cincinnati (53,498), S-20	26
		*Philadelphia, S-27	
W	41	at New York Giants (16,471), MON/O-5	21
W	25	at Atlanta (8,684), O-11	17
W	34	St. Louis (38,094), O-18	28
W	24	at New Orleans (60,497), O-25	22
W	31	at Los Angeles Rams (55,328), N-1	10
W	27	Houston (59,740), N-8	20
L	24	New Orleans (60,436), N-15	26
W	24	at Tampa Bay (63,211), N-22	10
W	38	Cleveland (60,243), SUN/N-29	24
W	23	at Green Bay (51,118), D-6	12
W	41	Chicago (63,509), MON/D-14	0
W	35	Atlanta (54,698), D-20	7
W	48	Los Angeles Rams (57,953), SUN/D-27	0
459			253

NFC PLAYOFF -JAN. 9

(at San Francisco - Candlestick Park)

L	24	Minnesota (62,547)-SAT	36
---	----	------------------------	----

* Game canceled due to NFL players' strike.

TEAM STATISTICS

	49ers	Opp
TOTAL FIRST DOWNS	357	250
By Rushing	134	95
By Passing	202	132
By Penalties	21	23
TOTAL YARDS GAINED	5,987	4,095
By Rushing	2,237	1,611
By Passing	3,750	2,484
TOTAL PLAYS FROM SCRIMMAGE	1,054	933
Rushes	524	429
Average Gain Per Rush	4.3	3.8
NET YARDS PASSING	3,750	2,484
Passes Attempted	501	467
Passes Completed	322	224
Percent Completed	64.3	48.0
Had Intercepted	14	25
Times Sacked	29	37
Lost Attempting to Pass	205	287
PUNTS	68	72
Total Yardage of Punts	2,541	2,850
Average Length	37.4	39.6
KICKOFF RETURNS	55	76
Total Yards Returned	1,144	1,598
Average Length of Return	20.8	21.0
PENALTIES	88	80
Yards Penalized	792	660
FUMBLES	25	30
Own Fumbles Recovered	13	17
Opponents' Fumbles Recovered	13	12
FIELD GOALS	16	24
Field Goals Attempted	23	35
TOTAL POINTS SCORED	459	253
Touchdowns Scored	59	26
Touchdowns Rushing	11	8
Touchdowns Passing	44	13
Touchdown Returns	4	5
Extra Points	55	25
Safeties	1	0

AVG. TIME OF POSSESSION

	TDs	Ru	Pa	Int	Fu	KO	Pu	PAT	FG	S	Pts
Rice, Jerry	23	1	22	0	0	0	0	0/0	0/0	0	138
Wersching, Ray	0	0	0	0	0	0	0	44/46	13/17	0	83
Clark, Dwight	5	0	5	0	0	0	0	0/0	0/0	0	30
Wilson, Mike	5	0	5	0	0	0	0	0/0	0/0	0	30
Craig, Roger	4	3	1	0	0	0	0	0/0	0/0	0	24
Rathman, Tom	4	1	3	0	0	0	0	0/0	0/0	0	24
Brockhaus, Jeff	0	0	0	0	0	0	0	11/13	3/6	0	20
Frank, John	3	0	3	0	0	0	0	0/0	0/0	0	18
Heller, Ron	3	0	3	0	0	0	0	0/0	0/0	0	18
Cribbs, Joe	2	1	0	0	0	1	0	0/0	0/0	0	12
Cherry, Tony	1	1	0	0	0	0	0	0/0	0/0	0	6
Greer, Terry	1	0	1	0	0	0	0	0/0	0/0	0	6
McLemore, Dana	1	0	0	0	0	0	1	0/0	0/0	0	6
Monroe, Carl	1	0	1	0	0	0	0	0/0	0/0	0	6
Montana, Joe	1	1	0	0	0	0	0	0/0	0/0	0	6
Rodgers, Del	1	1	0	0	0	0	0	0/0	0/0	0	6
Stevens, Mark	1	1	0	0	0	0	0	0/0	0/0	0	6
Taylor, John	1	0	0	0	1	0	0	0/0	0/0	0	6
Wells, Mike	1	0	0	0	0	0	1*	0/0	0/0	0	6
Young, Steve	1	1	0	0	0	0	0	0/0	0/0	0	6
Fuller, Jeff	0	0	0	0	0	0	0	0/0	0/0	1	2
49ERS	59	11	44	0	1	1	2	55/59	16/23	1	459
OPPONENTS**	26	8	13	0	3	0	1*	25/26	24/35	0	253

*returned blocked punt **recovered blocked punt

Rookie Names in Italics

RUSHING

	Att	Yds	Avg	LG	TD
Craig, Roger	215	815	3.8	25	3
Cribbs, Joe	70	300	4.3	20	1
Rathman, Tom	62	257	4.2	35	1
Young, Steve	26	190	7.3	29t	1
Montana, Joe	35	141	4.0	20	1
Sydney, Harry	29	125	4.3	15	0
Varajon, Mike	18	82	4.6	11	0
Cherry, Tony	13	65	5.0	16	1
Rice, Jerry	8	51	6.4	17	1
Hardy, Andre	7	48	6.9	14	0
Rodgers, Del	11	46	4.2	15	1
Stevens, Mark	10	45	4.5	16	1
DuBose, Doug	10	33	3.3	11	0
Monroe, Carl	2	26	13.0	17	0
Flagler, Terrence	6	11	1.8	5	0
Frank, John	1	2	2.0	2	0
Blount, Ed	1	0	0.0	0	0

49ERS

524	2,237	4.3	35	11
------------	--------------	------------	-----------	-----------

OPPONENTS

429	1,611	3.8	57	8
------------	--------------	------------	-----------	----------

RECEIVING

	No	Yds	Avg	LG	TD
Craig, Roger	66	492	7.5	35t	1
Rice, Jerry	65	1,078	16.6	57t	22
Rathman, Tom	30	329	11.0	29	3
Wilson, Mike	29	450	15.5	46t	5
Frank, John	26	296	11.4	27	3
Clark, Dwight	24	290	12.1	40t	5
Francis, Russ	22	202	9.2	19	0
Heller, Ron	12	165	13.8	39t	3
Taylor, John	9	151	16.8	34	0
Cribbs, Joe	9	70	7.8	16	0
Greer, Terry	6	111	18.5	50	1
Gladney, Tony	4	60	15.0	19	0
DuBose, Doug	4	37	9.3	14	0
Monroe, Carl	3	66	22.0	39t	1
Varajon, Mike	3	25	8.3	12	0
Rodgers, Del	2	45	22.5	24	0
Jones, Brent	2	35	17.5	22	0
Flagler, Terrence	2	28	14.0	24	0
Dressel, Chris	1	8	8.0	8	0
Hardy, Andre	1	7	7.0	7	0
Margerum, Ken	1	7	7.0	7	0
Sydney, Harry	1	3	3.0	3	0

49ERS

322	3,955	12.3	57t	44
------------	--------------	-------------	------------	-----------

OPPONENTS

224	2,771	12.4	63t	13
------------	--------------	-------------	------------	-----------

INTERCEPTIONS

	No	Yds	Avg	LG	TD
Lott, Ronnie	5	62	12.4	34	0
Griffin, Don	5	1	0.2	1	0
McLemore, Dana	2	35	17.5	25	0
McKyer, Tim	2	0	0.0	0	0
Courtney, Matt	1	30	30.0	30	0
Williamson, Carlton	1	17	17.0	17	0
Walter, Mike	1	16	16.0	16	0
Turner, Keena	1	15	15.0	15	0
Martin, Derrick	1	12	12.0	12	0
Cousineau, Tom	1	11	11.0	11	0
Nixon, Tory	1	5	5.0	5	0
Shell, Todd	1	1	1.0	1	0
Fahnhorst, Jim	1	0	0.0	0	0
Holmoe, Tom	1	0	0.0	0	0
McColl, Milt	1	0	0.0	0	0

49ERS

25	205	8.2	34	0
-----------	------------	------------	-----------	----------

OPPONENTS

14	258	18.4	38	0
-----------	------------	-------------	-----------	----------

KICKOFF RETURNS

	No	Yds	Avg	LG	TD
Rodgers, Del	17	358	21.1	50	0
Cribbs, Joe	13	327	25.2	92t	1
Sydney, Harry	12	243	20.3	30	0
Monroe, Carl	5	91	18.2	24	0
Flagler, Terrence	3	31	10.3	16	0
Rathman, Tom	2	37	18.5	21	0
McLemore, Dana	1	23	23.0	23	0
Henley, Thomas	1	21	21.0	21	0
Varajon, Mike	1	13	13.0	13	0

49ERS

55	1,144	20.8	92t	1
-----------	--------------	-------------	------------	----------

OPPONENTS

76	1,598	21.0	97t	1
-----------	--------------	-------------	------------	----------

PUNT RETURNS

	No	FC	Yds	Avg	LG	TD
McLemore, Dana	21	7	265	12.6	83t	1
Griffin, Don	9	2	79	8.8	29	0
Martin, Derrick	2	0	12	6.0	9	0
Pollard, Darryl	1	0	0	0.0	0	0
Taylor, John	1	0	9	9.0	9	0

49ERS

34	9	365	10.7	83t	1
-----------	----------	------------	-------------	------------	----------

OPPONENTS

29	10	195	6.7	26	1
-----------	-----------	------------	------------	-----------	----------

PUNTING

	No	Yds	Avg	TB	I-20	LG	Blk
Runager, Max	55	2,157	39.2	7	13	56	1
Asmus, Jim	12	384	32.0	1	3	51	0
49ERS	67	2,541	37.4	8	16	56	1
OPPONENTS	72	2,850	39.6	6	13	68	1

PASSING

	Att	Comp	Pct	Yds	LG	TD	Int	QB
Montana, Joe	398	266	66.8	3,054	57t	31	13	102.1
Young, Steve	69	37	53.6	570	50t	10	0	120.8
Gagliano, Bob	29	16	55.2	229	50	1	1	78.1
Stevens, Mark	4	2	50.0	52	39t	1	0	135.4
Sydney, Harry	1	1	100.0	50	50t	1	0	158.3
49ERS	501	322	64.3	3,955	57t	44	14	106.2
OPPONENTS	467	224	48.0	2,771	63t	13	25	53.8



1988 (10-6/13-6)
NFC West Champions – World Champions

Bill Walsh, Coach

W	34	at New Orleans (66,357), S–4	33
W	20	at New York Giants (75,948), S–11	17
L	17	Atlanta (60,168), S–18	34
W	38	at Seattle (62,382), S–25	7
W	20	Detroit (58,285), O–2	13
L	13	Denver (61,711), O–9	(OT) 16
W	24	at L.A. Rams (65,450), O–16	21
L	9	at Chicago (65,293), MON /O–24	10
W	24	Minnesota (60,738), O–30	21
L	23	at Phoenix (64,544), N–6	24
L	3	L.A. Raiders (54,448), N–13	9
W	37	Washington (59,268), MON /N–21	21
W	48	at San Diego (51,484), N–27	10
W	13	at Atlanta (44,048), D–4	3
W	30	New Orleans (62,977), D–11	17
L	16	L.A. Rams (62,444), SUN /D–18	38

369

NFC PLAYOFF - JAN. 1

(at San Francisco – Candlestick Park)

W	34	Minnesota (61,848)	9
---	----	--------------------	---

NFC CHAMPIONSHIP - JAN. 8

(at Chicago – Soldier Field)

W	28	at Chicago (66,946)	3
---	----	---------------------	---

SUPER BOWL XXIII - JAN. 22

(at Miami – Joe Robbie Stadium)

W	20	Cincinnati (75,129)	16
---	----	---------------------	----

TEAM STATISTICS

	49ers	Opp
TOTAL FIRST DOWNS	326	277
By Rushing	141	90
By Passing	167	160
By Penalties	18	27
TOTAL YARDS GAINED	5,900	4,575
By Rushing	2,523	1,588
By Passing	3,377	2,987
TOTAL PLAYS FROM SCRIMMAGE	1,076	1,013
Rushes	527	441
Average Gain Per Rush	4.8	3.6
NET YARDS PASSING	3,377	2,987
Passes Attempted	502	530
Passes Completed	293	292
Percent Completed	58.4	55.1
Had Intercepted	14	22
Times Sacked	47	42
Lost Attempting to Pass	298	297
PUNTS	80	86
Total Yardage of Punts	3,093	3,522
Average Length	38.7	41.0
KICKOFF RETURNS	55	73
Total Yards Returned	978	1,362
Average Length of Return	17.8	18.7
PENALTIES	115	76
Yards Penalized	986	603
FUMBLES	27	30
Own Fumbles Recovered	15	16
Opponents' Fumbles Recovered	14	12
FIELD GOALS	27	18
Field Goals Attempted	38	24
TOTAL POINTS SCORED	369	294
Touchdowns Scored	41	34
Touchdowns Rushing	18	8
Touchdowns Passing	21	25
Touchdown Returns	2	1
Extra Points	40	34
Safeties	1	1
AVG. TIME OF POSSESSION	30:31	29:29

SCORING

	TDs	Ru	Pa	Int	Fu	KO	Pu	PAT	FG	S	Pts
Cofer, Mike	0	0	0	0	0	0	0	40/41	27/38	0	121
Craig, Roger	10	9	1	0	0	0	0	0/0	0/0	0	60
Rice, Jerry	10	1	9	0	0	0	0	0/0	0/0	0	60
Taylor, John	4	0	2	0	0	0	2	0/0	0/0	0	24
Frank, John	3	0	3	0	0	0	0	0/0	0/0	0	18
Montana, Joe	3	3	0	0	0	0	0	0/0	0/0	0	18

Rookie Names in Italics

(continued)

SCORING

	TDs	Ru	Pa	Int	Fu	KO	Pu	PAT	FG	S	Pts
Wilson, Mike	3	0	3	0	0	0	0	0/0	0/0	0	18
DuBose, Doug	2	2	0	0	0	0	0	0/0	0/0	0	12
Jones, Brent	2	0	2	0	0	0	0	0/0	0/0	0	12
Rathman, Tom	2	2	0	0	0	0	0	0/0	0/0	0	12
McIntyre, Guy	1	0	1	0	0	0	0	0/0	0/0	0	6
Young, Steve	1	1	0	0	0	0	0	0/0	0/0	0	6
Haley, Charles	0	0	0	0	0	0	0	0/0	0/0	1	2

49ERS

OPPONENTS

RUSHING

	Att	Yds	Avg	LG	TD
Craig, Roger	310	1,502	4.8	46t	9
Rathman, Tom	102	427	4.2	26	2
Young, Steve	27	184	6.8	49t	1
Montana, Joe	38	132	3.5	15	3
DuBose, Doug	24	116	4.8	37t	2
Rice, Jerry	13	107	8.2	29	1
Sydney, Harry	9	50	5.6	13	0
Flagler, Terrence	3	5	1.7	4	0
Helton, Barry	1	0	0.0	0	0

49ERS

OPPONENTS

RECEIVING

	No	Yds	Avg	LG	TD
Craig, Roger	76	534	7.0	22	1
Rice, Jerry	64	1,306	20.4	96t	9
Rathman, Tom	42	382	9.1	24	0
Wilson, Mike	33	405	12.3	31	3
Frank, John	16	195	12.2	38	3
Taylor, John	14	325	23.2	73t	2
Heller, Ron	14	140	10.0	22	0
Greer, Terry	8	120	15.0	31	0
Jones, Brent	8	57	7.1	18t	2
DuBose, Doug	6	57	9.5	13	0
Flagler, Terrence	4	72	18.0	57	0
Chandler, Wes	4	33	8.3	9	0
Sydney, Harry	2	18	9.0	9	0
McIntyre, Guy	1	17	17.0	17t	1
Nicholas, Calvin	1	14	14.0	14	0

49ERS

OPPONENTS

INTERCEPTIONS

	No	Yds	Avg	LG	TD
McKyer, Tim	7	11	1.6	7	0
Lott, Ronnie	5	59	11.8	44	0
Fuller, Jeff	4	18	4.5	10	0
Holmoe, Tom	2	0	0.0	0	0
Wright, Eric	2	-2	-1.0	0	0
Turner, Keena	1	2	2.0	2	0
Carter, Michael	1	0	0.0	0	0

49ERS

OPPONENTS

KICKOFF RETURNS

	No	Yds	Avg	LG	TD
DuBose, Doug	32	608	19.0	44	0
Taylor, John	12	225	18.8	29	0
Rodgers, Del	6	98	16.3	24	0
Craig, Roger	2	32	16.0	17	0
Sydney, Harry	1	8	8.0	8	0
Thomas, Chuck	1	5	5.0	5	0
Wilson, Mike	1	2	2.0	2	0

49ERS

OPPONENTS

PUNT RETURNS

	No	FC	Yds	Avg	LG	TD
Taylor, John	44	7	556	12.6	95t	2
Chandler, Wes	6	5	28	4.7	13	0
Griffin, Don	4	3	28	7.0	10	0

49ERS

OPPONENTS

PUNTING

	No	Yds	Avg	TB	I-20	LG	Blk
Helton, Barry	78	3,069	39.3	5	22	53	1
Runager, Max	1	24	24.0	0	0	24	0

49ERS

OPPONENTS

PASSING

	Att	Comp	Pct	Yds	LG	TD	Int	QB
Montana, Joe	397	238	60.0	2,981	96t	18	10	87.9
Young, Steve	101	54	53.5	680	73t	3	3	72.2
Rice, Jerry	3	1	33.3	14	14	0	1	9.7
Sydney, Harry	1	0	0.0	0	0	0	0	39.6



1989 (14-2/17-2)
NFC West Champions – World Champions
George Seifert, Coach

W	30	at Indianapolis (60,111), S–10	24
W	20	at Tampa Bay (64,087), S–17	16
W	38	at Philadelphia (66,042), S–24	28
L	12	Los Angeles Rams (64,250), O–1	13
W	24	at New Orleans (60,488), O–8	20
W	31	at Dallas (61,077), O–15	14
W	37	New England (70,000), O–22+	20
W	23	at New York Jets (62,805), O–29	10
W	31	New Orleans (60,667), MON/N–6	13
W	45	Atlanta (59,914), N–12	3
L	17	Green Bay (62,219), N–19	21
W	34	New York Giants (63,461), MON/N–27	24
W	23	at Atlanta (43,128), D–3	10
W	30	at Los Angeles Rams (67,959), MON/D–11	27
W	21	Buffalo (60,927), D–17	10
W	26	Chicago (60,207), D–24	0
442			253

NFC PLAYOFF - JAN. 6

W	41	(at San Francisco – Candlestick Park) Minnesota (64,585)– SAT	13
---	----	---	----

NFC CHAMPIONSHIP - JAN. 14

W	30	(at San Francisco – Candlestick Park) Los Angeles Rams (64,769)	3
---	----	--	---

SUPER BOWL XXIV - JAN. 28

W	55	(at New Orleans – Louisiana Superdome) Denver (72,919)	10
---	----	---	----

+ Game played at Stanford Stadium due to Bay Area earthquake
– October 17, 1989

TEAM STATISTICS

	49ers	Opp
TOTAL FIRST DOWNS	350	283
By Rushing	124	76
By Passing	209	178
By Penalties	17	29
TOTAL YARDS GAINED	6,268	4,618
By Rushing	1,966	1,383
By Passing	4,302	3,235
TOTAL PLAYS FROM SCRIMMAGE	1,021	979
Rushes	493	372
Average Gain Per Rush	4.0	3.7
NET YARDS PASSING	4,302	3,235
Passes Attempted	483	564
Passes Completed	339	316
Percent Completed	70.2	56.0
Had Intercepted	11	21
Times Sacked	45	43
Lost Attempting to Pass	282	333
PUNTS	55	74
Total Yardage of Punts	2,226	2,875
Average Length	40.5	38.9
KICKOFF RETURNS	51	76
Total Yards Returned	954	1,435
Average Length of Return	18.7	18.9
PENALTIES	109	75
Yards Penalized	922	581
FUMBLES	32	34
Own Fumbles Recovered	18	18
Opponents' Fumbles Recovered	16	14
FIELD GOALS	29	23
Field Goals Attempted	36	31
TOTAL POINTS SCORED	442	253
Touchdowns Scored	51	26
Touchdowns Rushing	14	9
Touchdowns Passing	35	15
Touchdown Returns	2	2
Extra Points	49	26
Safeties	0	1
AVG. TIME OF POSSESSION	31:45	28:15

SCORING

	TDs	Ru	Pa	Int	Fu	KO	Pu	PAT	FG	S	Pts
Cofer, Mike	0	0	0	0	0	0	0	49/51	29/36	0	136
Rice, Jerry	17	0	17	0	0	0	0	0/0	0/0	0	102
Taylor, John	10	0	10	0	0	0	0	0/0	0/0	0	60
Craig, Roger	7	6	1	0	0	0	0	0/0	0/0	0	42
Jones, Brent	4	0	4	0	0	0	0	0/0	0/0	0	24
Montana, Joe	3	3	0	0	0	0	0	0/0	0/0	0	18
Rathman, Tom	2	1	1	0	0	0	0	0/0	0/0	0	12

(continued)

SCORING

	TDs	Ru	Pa	Int	Fu	KO	Pu	PAT	FG	S	Pts
Young, Steve	2	2	0	0	0	0	0	0/0	0/0	0	12
Flagler, Terrence	1	1	0	0	0	0	0	0/0	0/0	0	6
Haley, Charles	1	0	0	0	1	0	0	0/0	0/0	0	6
Henderson, Keith	1	1	0	0	0	0	0	0/0	0/0	0	6
Jackson, Johnny*	1	0	0	0	0	0	0	0/0	0/0	0	6
Walls, Wesley	1	0	1	0	0	0	0	0/0	0/0	0	6
Wilson, Mike	1	0	1	0	0	0	0	0/0	0/0	0	6
49ERS	51	14	35	0	1	0	0	49/51	29/36	0	442
OPPONENTS	26	9	15	0	1	0	1**	26/26	23/31	1	253

*ret bkld FGA **rcvrd bkld punt

RUSHING

	Att	Yds	Avg	LG	TD
Craig, Roger	271	1,054	3.9	27	6
Rathman, Tom	79	305	3.9	13	1
Montana, Joe	49	227	4.6	19	3
Flagler, Terrence	33	129	3.9	29t	1
Young, Steve	38	126	3.3	22	2
Sydney, Harry	9	56	6.2	18	0
Rice, Jerry	5	33	6.6	17	0
Henderson, Keith	7	30	4.3	11t	1
Taylor, John	1	6	6.0	6	0
Helton, Barry	1	0	0.0	0	0
49ERS	493	1,966	4.0	29t	14
OPPONENTS	372	1,383	3.7	23	9

RECEIVING

	No	Yds	Avg	LG	TD
Rice, Jerry	82	1,483	18.1	68t	17
Rathman, Tom	73	616	8.4	36	1
Taylor, John	60	1,077	18.0	95t	10
Craig, Roger	49	473	9.7	44	1
Jones, Brent	40	500	12.5	36t	4
Wilson, Mike	9	103	11.4	19	1
Sydney, Harry	9	71	7.9	13	0
Flagler, Terrence	6	51	8.5	30	0
Walls, Wesley	4	16	4.0	9	1
Henderson, Keith	3	130	43.3	78	0
Williams, Jamie	3	38	12.7	17	0
Greer, Terry	1	26	26.0	26	0
49ERS	339	4,584	13.5	95t	35
OPPONENTS	316	3,568	11.3	65t	15

INTERCEPTIONS

	No	Yds	Avg	LG	TD
Lott, Ronnie	5	34	6.8	28	0
Brooks, Chet	3	31	10.3	19	0
Wright, Eric	2	37	18.5	23	0
Jackson, Johnny	2	35	17.5	19	0
Griffin, Don	2	6	3.0	3	0
Turner, Keena	1	42	42.0	42	0
Holmoe, Tom	1	23	23.0	23	0
McKyer, Tim	1	18	18.0	18	0
Romanowski, Bill	1	13	13.0	13	0
Pollard, Darryl	1	12	12.0	12	0
Millen, Matt	1	10	10.0	10	0
DeLong, Keith	1	1	1.0	1	0
49ERS	21	262	12.5	42	0
OPPONENTS	11	140	12.7	35	0

KICKOFF RETURNS

	No	Yds	Avg	LG	TD
Flagler, Terrence	32	643	20.1	41	0
Tillman, Spencer	10	206	20.6	60	0
Sydney, Harry	3	16	5.3	16	0
Taylor, John	2	51	25.5	27	0
Henderson, Keith	2	21	10.5	13	0
Greer, Terry	1	17	17.0	17	0
Jackson, Johnny	1	0	0.0	0	0
49ERS	51	954	18.7	60	0
OPPONENTS	76	1,435	18.9	37	0

PUNT RETURNS

	No	FC	Yds	Avg	LG	TD
Taylor, John	36	20	417	11.6	37	0
Greer, Terry	1	0	3	3.0	3	0
Griffin, Don	1	0	9	9.0	9	0
Romanowski, Bill	1	0	0	0.0	0	0
49ERS	39	20	429	11.0	37	0
OPPONENTS	35	4	361	10.3	22	0

PUNTING

	No	Yds	Avg	TB	I–20	LG	Bik
Helton, Barry	55	2,226	40.5	6	13	56	1
49ERS	55	2,226	39.8	6	13	56	1
OPPONENTS	74	2,875	38.9	4	18	57	0

PASSING

	Att	Comp	Pct	Yds	LG	TD	Int	QB
Montana, Joe	386	271	70.2	3,521	95t	26	8	112.4
Young, Steve	92	64	69.6	1,001	50t	8	3	120.8
Bono, Steve	5	4	80.0	62	45t	1	0	157.9
49ERS	483	339	70.2	4,584	95t	35	11	114.8
OPPONENTS	564	316	56.0	3,568	65t	15	21	68.5

Rookie Names in Italics



1990 (14-2/15-3)

NFC West Champions

George Seifert, Coach

W	13	at New Orleans (68,629), MON/S–10	12
W	26	Washington (64,287), S–16	13
W	19	Atlanta (62,858), S–23	13
–	–	BYE, S–30	–
W	24	at Houston (59,931), O–7	21
W	45	at Atlanta (57,921), O–14	35
W	27	Pittsburgh (64,301), O–21	7
W	20	Cleveland (63,672), O–28	17
W	24	at Green Bay (58,835), N–4	20
W	24	at Dallas (62,966), SUN/N–11	6
W	31	Tampa Bay (62,221), N–18	7
L	17	Los Angeles Rams (62,633), N–25	28
W	7	New York Giants (66,092), MON/D–3	3
W	20	at Cincinnati (60,084), D–9 (OT)	17
W	26	at Los Angeles Rams (65,619), MON/D–17	10
L	10	New Orleans (60,112), D–23	13
W	20	at Minnesota (51,590), D–30	17
353			239

NFC PLAYOFF - JAN. 12

(at San Francisco – Candlestick Park)

W	28	Washington (65,292)–SAT	10
---	----	-------------------------	----

NFC CHAMPIONSHIP - JAN. 20

(at San Francisco – Candlestick Park)

L	13	New York Giants (66,334)	15
---	----	--------------------------	----

TEAM STATISTICS		49ers	Opp
TOTAL FIRST DOWNS		324	250
By Rushing		107	77
By Passing		201	157
By Penalties		16	16
TOTAL YARDS GAINED		5,895	4,273
By Rushing		1,718	1,258
By Passing		4,177	3,015
TOTAL PLAYS FROM SCRIMMAGE		1,074	919
Rushes		454	353
Average Gain Per Rush		3.8	3.6
NET YARDS PASSING		4,177	3,015
Passes Attempted		583	522
Passes Completed		360	265
Percent Completed		61.8	50.8
Had Intercepted		16	17
Times Sacked		37	44
Lost Attempting to Pass		194	263
PUNTS		70	82
Total Yardage of Punts		2,537	3,280
Average Length		36.2	40.0
KICKOFF RETURNS		53	66
Total Yards Returned		965	1,284
Average Length of Return		18.2	19.5
PENALTIES		104	85
Yards Penalized		828	641
FUMBLES		24	21
Own Fumbles Recovered		10	7
Opponents' Fumbles Recovered		14	14
FIELD GOALS		24	19
Field Goals Attempted		36	23
TOTAL POINTS SCORED		353	239
Touchdowns Scored		40	26
Touchdowns Rushing		12	7
Touchdowns Passing		28	17
Touchdown Returns		0	2
Extra Points		39	26
Safeties		1	0
AVG. TIME OF POSSESSION		32:49	27:11

SCORING	TDs	Ru	Pa	Int	Fu	KO	Pu	PAT	FG	S	Pts
Cofer, Mike	0	0	0	0	0	0	0	39/39	24/36	0	111
Rice, Jerry	13	0	13	0	0	0	0	0/0	0/0	0	78
Rathman, Tom	7	7	0	0	0	0	0	0/0	0/0	0	42
Taylor, John	7	0	7	0	0	0	0	0/0	0/0	0	42
Jones, Brent	5	0	5	0	0	0	0	0/0	0/0	0	30

Rookie Names in Italics

(continued)

SCORING

	TDs	Ru	Pa	Int	Fu	KO	Pu	PAT	FG	S	Pts
Sydney, Harry	3	2	1	0	0	0	0	0/0	0/0	0	18
Sherrard, Mike	2	0	2	0	0	0	0	0/0	0/0	0	12
Craig, Roger	1	1	0	0	0	0	0	0/0	0/0	0	6
Carter, Dexter	1	1	0	0	0	0	0	0/0	0/0	0	6
Montana, Joe	1	1	0	0	0	0	0	0/0	0/0	0	6
Turner, Keena	0	0	0	0	0	0	0	0/0	0/0	1	2

49ERS

OPPONENTS

*ret. bkld punt

RUSHING

	Att	Yds	Avg	LG	TD
Carter, Dexter	114	460	4.0	74t	1
Craig, Roger	141	439	3.1	26	1
Rathman, Tom	101	318	3.2	22	7
Sydney, Harry	35	166	4.7	19	2
Montana, Joe	40	162	4.1	20	1
Young, Steve	15	159	10.6	31	0
Henderson, Keith	6	14	2.3	9	0
Rice, Jerry	2	0	0.0	2	0
49ERS	454	1,718	3.8	74t	12
OPPONENTS	353	1,258	3.6	27	7

RECEIVING

	No	Yds	Avg	LG	TD
Rice, Jerry	100	1,502	15.0	64t	13
Jones, Brent	56	747	13.3	67t	5
Taylor, John	49	748	15.3	78t	7
Rathman, Tom	48	327	6.8	28	0
Carter, Dexter	25	217	8.7	26	0
Craig, Roger	25	201	8.0	31	0
Sherrard, Mike	17	264	15.5	43t	2
Sydney, Harry	10	116	11.6	23t	1
Williams, Jamie	9	54	6.0	9	0
Wilson, Mike	7	89	12.7	34	0
Lewis, Ron	5	44	8.8	14	0
Walls, Wesley	5	27	5.4	11	0
Henderson, Keith	4	35	8.7	9	0
49ERS	360	4,371	12.1	78t	28
OPPONENTS	265	3,278	12.4	75t	17

INTERCEPTIONS

	No	Yds	Avg	LG	TD
Waymer, Dave	7	64	9.1	24	0
Griffin, Don	3	32	10.7	23	0
Lott, Ronnie	3	26	8.7	15	0
Lewis, Kevin	1	28	28.0	28	0
Plummer, Bruce (Den/SF)	1	16	16.0	16	0
Davis, Eric	1	13	13.0	13	0
Millen, Matt	1	8	8.0	8	0
Pollard, Darryl	1	0	0.0	0	0
49ERS	17	171	10.1	28	0
OPPONENTS	16	176	11.0	65t	1

KICKOFF RETURNS

	No	Yds	Avg	LG	TD
Carter, Dexter	41	783	19.1	35	0
Tillman, Spencer	6	111	18.5	30	0
Sydney, Harry	2	33	16.5	19	0
Williams, Jamie	2	7	3.5	7	0
Walls, Wesley	1	16	16.0	16	0
Griffin, Don	1	15	15.0	15	0
49ERS	53	965	18.2	35	0
OPPONENTS	66	1,284	19.5	50	0

PUNT RETURNS

	No	FC	Yds	Avg	LG	TD
Taylor, John	26	5	212	8.2	30	0
Griffin, Don	16	8	105	6.6	20	0
Davis, Eric	5	3	38	7.6	24	0
Wilson, Mike	1	0	1	1.0	1	0
49ERS	48	16	356	7.4	30	0
OPPONENTS	30	13	215	7.2	20	0

PUNTING

	No	Yds	Avg	TB	I–20	LG	Bik
Helton, Barry	69	2,537	36.8	8	15	56	1
49ERS	70	2,537	36.2	8	15	56	1
OPPONENTS	82	3,280	40.0	6	15	59	0

PASSING

	Att	Comp	Pct	Yds	LG	TD	Int	QB
Montana, Joe	520	321	61.7	3,944	78t	26	16	89.0
Young, Steve	62	38	61.3	427	34t	2	0	92.6
Helton, Barry	1	1	100.0	0	0	0	0	79.2
49ERS	583	360	61.8	4,371	78t	28	16	89.4
OPPONENTS	522	265	50.8	3,278	75t	17	17	67.8



1991 (10-6)

George Seifert, Coach

L	14	at New York Giants (76,319), MON/S-2	16
W	34	San Diego (60,753), S-8	14
L	14	at Minnesota (59,148), S-15	17
W	27	Los Angeles Rams (63,871), S-22	10
L	6	at Los Angeles Raiders (91,494), S-29	12
-	-	BYE, 0-6	-
L	34	Atlanta (57,343), 0-13	39
W	35	Detroit (61,240), 0-20	3
W	23	at Philadelphia (65,796), 0-27	7
L	14	at Atlanta (51,259), N-3	17
L	3	at New Orleans (68,591), N-10	10
W	14	Phoenix (50,180), N-17	10
W	33	at Los Angeles Rams (61,881), MON/N-25	10
W	38	New Orleans (62,092), D-1	24
W	24	at Seattle (56,711), D-8	22
W	28	Kansas City (62,672), SAT/D-14	14
W	52	Chicago (60,419), MON/D-23	14

393

239

TEAM STATISTICS

	49ers	Opp
TOTAL FIRST DOWNS	336	260
By Rushing	112	86
By Passing	197	155
By Penalties	27	19
TOTAL YARDS GAINED	5,858	4,554
By Rushing	1,861	1,512
By Passing	3,997	3,042
TOTAL PLAYS FROM SCRIMMAGE	986	929
Rushes	440	399
Average Gain Per Rush	4.2	3.8
NET YARDS PASSING	3,997	3,042
Passes Attempted	522	499
Passes Completed	325	267
Percent Completed	62.3	53.5
Had Intercepted	12	12
Times Sacked	24	31
Lost Attempting to Pass	170	212
PUNTS	56	82
Total Yardage of Punts	2,197	3,365
Average Length	39.2	41.0
KICKOFF RETURNS	50	66
Total Yards Returned	1,028	1,288
Average Length of Return	20.6	19.5
PENALTIES	114	84
Yards Penalized	902	782
FUMBLES	33	32
Own Fumbles Recovered	14	16
Opponents' Fumbles Recovered	16	19
FIELD GOALS	14	22
Field Goals Attempted	28	25
TOTAL POINTS SCORED	393	239
Touchdowns Scored	50	25
Touchdowns Rushing	19	8
Touchdowns Passing	29	16
Touchdown Returns	2	1
Extra Points	49	23
Safeties	1	0
AVG. TIME OF POSSESSION	31:34	28:26

	TDs	Ru	Pa	Int	Fu	KO	Pu	PAT	FG	S	Pts
Cofer, Mike	0	0	0	0	0	0	0	49/50	14/28	0	91
Rice, Jerry	14	0	14	0	0	0	0	0/0	0/0	0	84
Taylor, John	9	0	9	0	0	0	0	0/0	0/0	0	54
Sydney, Harry	7	5	2	0	0	0	0	0/0	0/0	0	42
Rathman, Tom	6	6	0	0	0	0	0	0/0	0/0	0	36
Carter, Dexter	4	2	1	0	0	1	0	0/0	0/0	0	24
Young, Steve	4	4	0	0	0	0	0	0/0	0/0	0	24
Henderson, Keith	2	2	0	0	0	0	0	0/0	0/0	0	12
Sherrard, Mike	2	0	2	0	0	0	0	0/0	0/0	0	12
Griffin, Don	1	0	0	0	1	0	0	0/0	0/0	0	6
Williams, Jamie	1	0	1	0	0	0	0	0/0	0/0	0	6
Jordan, Darin	0	0	0	0	0	0	0	0/0	0/0	1	2
49ERS	50	19	29	0	1	1	0	49/50	14/28	1	393
OPPONENTS	25	8	16	0	0	1	0	23/25	22/25	0	239

Rookie Names in Italics

RUSHING	Att	Yds	Avg	LG	TD
Henderson, Keith	137	561	4.1	25	2
Young, Steve	66	415	6.3	21	4
Carter, Dexter	85	379	4.5	53t	2
Sydney, Harry	57	245	4.3	32	5
Rathman, Tom	63	183	2.9	16	6
Bono, Steve	17	46	2.7	18	0
Tillman, Spencer	13	40	3.1	8	0
Rice, Jerry	1	2	2.0	2	0
Prokop, Joe	1	-10	-10.0	-10	0
49ERS	440	1,861	4.2	53t	19
OPPONENTS	399	1,512	3.8	37	8

RECEIVING	No	Yds	Avg	LG	TD
Rice, Jerry	80	1,206	15.1	73t	14
Taylor, John	64	1,011	15.8	97t	9
Rathman, Tom	34	286	8.4	32	0
Henderson, Keith	30	303	10.1	23	0
Jones, Brent	27	417	15.4	41	0
Sherrard, Mike	24	296	12.3	31	2
Carter, Dexter	23	253	11.0	26	1
Williams, Jamie	22	235	10.7	21	1
Sydney, Harry	13	90	6.9	19	2
Beach, Sanjay	4	43	10.8	20	0
Walls, Wesley	2	24	12.0	21	0
Tillman, Spencer	2	3	1.5	3	0
49ERS	325	4,167	12.8	97t	29
OPPONENTS	267	3,254	12.2	51	16

INTERCEPTIONS	No	Yds	Avg	LG	TD
Waymer, Dave	4	77	19.3	42	0
Lewis, Kevin	2	20	10.0	20	0
Jackson, Johnny	1	11	11.0	11	0
Romanowski, Bill	1	7	7.0	7	0
Lee, Mark	1	5	5.0	5	0
Whitmore, David	1	5	5.0	5	0
Bowles, Todd	1	0	0.0	0	0
Griffin, Don	1	0	0.0	0	0
49ERS	12	125	10.4	42	0
OPPONENTS	12	82	6.8	37	0

KICKOFF RETURNS	No	Yds	Avg	LG	TD
Carter, Dexter	37	839	22.7	98t	1
Tillman, Spencer	9	132	14.7	27	0
Beach, Sanjay	2	37	18.5	23	0
Sydney, Harry	1	13	13.0	13	0
Whitmore, David	1	7	7.0	7	0
49ERS	50	1,028	20.6	98t	1
OPPONENTS	66	1,288	19.5	100t	0

PUNT RETURNS	No	FC	Yds	Avg	LG	TD
Taylor, John	31	14	267	8.6	24	0
Bach, Sanjay	10	0	53	5.3	15	0
Lewis, Kevin	1	0	0	0.0	0	0
Griffin, Don	0	1	0	0.0	0	0
49ERS	42	15	320	7.6	24	0
OPPONENTS	30	6	239	8.0	23	0

PUNTING	No	Yds	Avg	TB	I-20	LG	Bik
Prokop, Joe	40	1,541	38.5	1	8	58	0
Mojsiejenko, Ralf	16	656	41.0	4	0	55	0
49ERS	56	2,197	39.2	5	8	58	0
OPPONENTS	82	3,365	41.0	10	17	58	0

PASSING	Att	Comp	Pct	Yds	LG	TD	Int	QB
Young, Steve	279	180	64.5	2,517	97t	17	8	101.8
Bono, Steve	237	141	59.5	1,617	78	11	4	88.5
<i>Musgrave, Bill</i>	5	4	80.0	33	15t	1	0	133.8
Sydney, Harry	1	0	0.0	0	0	0	0	39.6
49ERS	522	325	62.3	4,167	97t	29	12	96.2
OPPONENTS	499	267	53.5	3,254	51	16	12	74.5



1992 (14-2/15-3)

NFC West Champions George Seifert, Coach

W	31	at New York Giants (74,519), S-6	14
L	31	Buffalo (64,053), S-13	34
W	31	at New York Jets (71,020), S-20	14
W	16	at New Orleans (68,591), SUN /S-27	10
W	27	Los Angeles Rams (63,071), O-4	24
W	24	at New England (54,126), O-11	12
W	56	Atlanta (63,302), O-18	17
-	-	BYE, O-25	-
L	14	at Phoenix (47,642), N-1	24
W	41	at Atlanta (67,404), MON /N-9	3
W	21	New Orleans (64,895), N-15	20
W	27	at Los Angeles Rams (65,858), N-22	10
W	20	Philadelphia (63,374), N-29	14
W	27	Miami (58,474), D-6	3
W	20	at Minnesota (60,685), D-13	17
W	21	Tampa Bay (60,519), D-19	14
W	24	Detroit (55,907), MON /D-28	6
431			236

NFC PLAYOFF - JAN. 9

(at San Francisco - Candlestick Park)			
W	20	Washington (64,991)- SAT	13
NFC CHAMPIONSHIP - JAN. 17			
(at San Francisco - Candlestick Park)			
L	20	Dallas (64,920)	30

TEAM STATISTICS

	49ers	Opp
TOTAL FIRST DOWNS	344	277
By Rushing	135	90
By Passing	192	174
By Penalties	17	13
TOTAL YARDS GAINED	6,195	4,787
By Rushing	2,315	1,418
By Passing	3,880	3,369
TOTAL PLAYS FROM SCRIMMAGE	994	943
Rushes	482	351
Average Gain Per Rush	4.8	4.0
NET YARDS PASSING	3,880	3,369
Passes Attempted	480	551
Passes Completed	319	320
Percent Completed	66.5	58.1
Had Intercepted	9	17
Times Sacked	32	41
Lost Attempting to Pass	174	273
PUNTS	49	76
Total Yardage of Punts	1,918	3,134
Average Length	39.1	41.2
KICKOFF RETURNS	42	66
Total Yards Returned	879	1,273
Average Length of Return	20.9	19.3
PENALTIES	80	79
Yards Penalized	636	651
FUMBLES	29	23
Own Fumbles Recovered	16	11
Opponents' Fumbles Recovered	12	13
FIELD GOALS	18	16
Field Goals Attempted	27	20
TOTAL POINTS SCORED	431	236
Touchdowns Scored	54	27
Touchdowns Rushing	22	5
Touchdowns Passing	29	20
Touchdown Returns	3	2
Extra Points	53	26
Safeties	0	0
AVG. TIME OF POSSESSION	32:19	27:41
SCORING	TDs Ru Pa Int Fu KO Pu PAT FG S Pts	
Cofer, Mike	0 0 0 0 0 0 0 53/54	18/27 0 107
Rice, Jerry	11 1 10 0 0 0 0 0/0	0/0 0 66
Watters, Ricky	11 9 2 0 0 0 0 0/0	0/0 0 66
Rathman, Tom	9 5 4 0 0 0 0 0/0	0/0 0 54
Jones, Brent	4 0 4 0 0 0 0 0/0	0/0 0 24
Lee, Amp	4 2 2 0 0 0 0 0/0	0/0 0 24
Young, Steve	4 4 0 0 0 0 0 0/0	0/0 0 24
Taylor, John	3 0 3 0 0 0 0 0/0	0/0 0 18

Rookie Names in Italics

(continued)

SCORING

SCORING	TDs	Ru	Pa	Int	Fu	KO	Pu	PAT	FG	S	Pts
Turner, Odessa	2	0	2	0	0	0	0	0/0	0/0	0	12
Carter, Dexter	1	0	1	0	0	0	0	0/0	0/0	0	6
Hanks, Merton	1	0	0	0	0	0	1	0/0	0/0	0	6
Johnson, John	1	0	0	1	0	0	0	0/0	0/0	0	6
Logan, Marc	1	1	0	0	0	0	0	0/0	0/0	0	6
Sherrard, Mike	1	0	0	0	1	0	0	0/0	0/0	0	6
Williams, Jamie	1	0	1	0	0	0	0	0/0	0/0	0	6

49ERS

OPPONENTS	27 5 20 2 0 0 0 26/27 16/20 0 236
------------------	--

RUSHING

	Att Yds Avg LG TD
Watters, Ricky	206 1,013 4.9 43 9
Young, Steve	76 537 7.1 39t 4
Lee, Amp	91 362 4.0 43 2
Rathman, Tom	57 194 3.4 17 5
Rice, Jerry	9 58 6.4 26t 1
Logan, Marc	8 44 5.5 26 1
Henderson, Keith	10 37 3.7 9 0
Montana, Joe	3 28 9.3 16 0
Bono, Steve	15 23 1.5 19 0
Taylor, John	1 10 10.0 10 0
Carter, Dexter	4 9 2.3 6 0
Wilmsmeyer, Klaus	2 0 0.0 10 0

49ERS

OPPONENTS	482 2,315 4.8 43 22
------------------	----------------------------

RECEIVING

	No Yds Avg LG TD
Rice, Jerry	84 1,201 14.3 80t 10
Jones, Brent	45 628 14.0 43 4
Rathman, Tom	44 343 7.8 27t 4
Watters, Ricky	43 405 9.4 35 2
Sherrard, Mike	38 607 16.0 56 0
Taylor, John	25 428 17.1 54t 3
Lee, Amp	20 102 5.1 17 2
Turner, Odessa	9 200 22.2 57 2
Williams, Jamie	7 76 10.9 21 1
Logan, Marc	2 17 8.5 13 0
Carter, Dexter	1 43 43.0 43t 1
Henderson, Keith	1 4 4.0 4 0

49ERS

OPPONENTS	319 4,054 12.7 80t 29
------------------	------------------------------

INTERCEPTIONS

	No Yds Avg LG TD
Griffin, Don	5 4 0.8 2 0
Davis, Eric	3 52 17.3 37 0
Hall, Dana	2 34 17.0 34 0
Hanks, Merton	2 5 2.5 4 0
Johnson, John	1 56 56.0 56t 1
Roberts, Larry	1 19 19.0 19 0
DeLong, Keith	1 2 2.0 2 0
Brown, Dennis	1 0 0.0 0 0
Whitmore, David	1 0 0.0 0 0

49ERS

OPPONENTS	17 172 10.1 56t 1
------------------	--------------------------

KICKOFF RETURNS

	No Yds Avg LG TD
Logan, Marc	22 478 21.7 82 0
Lee, Amp	14 276 19.7 33 0
Grant, Alan	3 70 23.3 47 0
Carter, Dexter	2 55 27.5 32 0
Turner, Odessa	1 0 0.0 0 0

49ERS

OPPONENTS	42 879 20.9 82 0
------------------	-------------------------

PUNT RETURNS

	No FC Yds Avg LG TD
Grant, Alan	29 10 249 8.6 46 0
Griffin, Don	6 2 69 11.5 29 0
Lewis, Ronald	4 0 23 5.8 9 0
Hanks, Merton	1 0 48 48.0 48t 1

49ERS

OPPONENTS	40 12 389 9.7 48t 1
------------------	----------------------------

PUNTING

	No Yds Avg TB I-20 LG BIK
Wilmsmeyer, Klaus	49 1,918 39.1 2 19 58 0
49ERS	49 1,918 39.1 2 19 58 0
OPPONENTS	76 3,134 41.2 7 23 71 0

PASSING

	Att Comp Pct Yds LG TD Int QB
Young, Steve	402 268 66.7 3,465 80t 25 7 107.0
Bono, Steve	56 36 64.3 463 36 2 2 87.1
Montana, Joe	21 15 71.4 126 17 2 0 118.4
Watters, Ricky	1 0 0.0 0 0 0 0 39.6
49ERS	480 319 66.5 4,054 80t 29 9 105.0
OPPONENTS	551 320 58.1 3,642 55t 20 17 77.3



1993 (10-6/11-7)

NFC West Champions George Seifert, Coach

W	24	at Pittsburgh (57,502), S-5	13
L	13	at Cleveland (78,218), MON /S-13	23
W	37	Atlanta (63,032), S-19	30
L	13	at New Orleans (69,041), S-26	16
W	38	Minnesota (63,071), O-3	19
—	—	BYE, O-10	—
L	17	at Dallas (65,099), O-17	26
W	28	Phoenix (62,020), O-24	14
W	40	Los Angeles Rams (63,417), O-31	17
—	—	BYE, N-7	—
W	45	at Tampa Bay (43,835), N-14	21
W	42	New Orleans (66,500), MON /N-22	7
W	35	at Los Angeles Rams (62,143), N-28	10
W	21	Cincinnati (60,039), SUN /D-5	8
L	24	at Atlanta (64,688), SAT /D-11	27
W	55	at Detroit (77,052), D-19	17
L	7	Houston (61,744), SAT /D-25	10
L	34	Philadelphia (61,653), MON /J-3	(OT) 37
473			295

NFC PLAYOFF - JAN. 15

W	44	(at San Francisco – Candlestick Park) New York Giants (67,143)	3
---	----	---	---

NFC CHAMPIONSHIP - JAN. 23

L	21	(at Irving – Texas Stadium) at Dallas (64,902)	38
---	----	---	----

TEAM STATISTICS		49ers	Opp
TOTAL FIRST DOWNS		372	297
By Rushing		134	109
By Passing		212	171
By Penalties		26	17
TOTAL YARDS GAINED		6,435	4,997
By Rushing		2,133	1,800
By Passing		4,302	3,197
TOTAL PLAYS FROM SCRIMMAGE		1,022	1,012
Rushes		463	404
Average Gain Per Rush		4.6	4.5
NET YARDS PASSING		4,302	3,197
Passes Attempted		524	564
Passes Completed		354	314
Percent Completed		67.6	55.7
Had Intercepted		17	19
Times Sacked		35	44
Lost Attempting to Pass		178	316
PUNTS		42	68
Total Yardage of Punts		1,718	2,985
Average Length		40.9	43.9
KICKOFF RETURNS		40	61
Total Yards Returned		715	1,196
Average Length of Return		17.9	19.6
PENALTIES		95	99
Yards Penalized		800	743
FUMBLES		32	20
Own Fumbles Recovered		19	9
Opponents' Fumbles Recovered		11	13
FIELD GOALS		16	27
Field Goals Attempted		26	30
TOTAL POINTS SCORED		473	295
Touchdowns Scored		61	30
Touchdowns Rushing		26	6
Touchdowns Passing		29	23
Touchdown Returns		6	1
Extra Points		59	30
Safeties		0	2
AVG. TIME OF POSSESSION		30:24	29:36
SCORING		TDs Ru Pa Int Fu KO Pu PAT FG S Pts	
Cofer, Mike		0 0 0 0 0 0 0 59/61	16/26 0 107
Rice, Jerry		16 1 15 0 0 0 0 0/0	0/0 0 96
Watters, Ricky		11 10 1 0 0 0 0 0/0	0/0 0 66
Logan, Marc		7 7 0 0 0 0 0 0/0	0/0 0 42
Taylor, John		5 0 5 0 0 0 0 0/0	0/0 0 30
Jones, Brent		3 0 3 0 0 0 0 0/0	0/0 0 18
Lee, Amp		3 1 2 0 0 0 0 0/0	0/0 0 18

Rookie Names in Italics

(continued)

SCORING

	TDs	Ru	Pa	Int	Fu	KO	Pu	PAT	FG	S	Pts
Rathman, Tom	3	3	0	0	0	0	0	0/0	0/0	0	18
Carter, Dexter	2	1	0	0	0	0	1	0/0	0/0	0	12
Davis, Eric	2	0	0	1	1	0	0	0/0	0/0	0	12
Young, Steve	2	2	0	0	0	0	0	0/0	0/0	0	12
Beach, Sanjay	1	0	1	0	0	0	0	0/0	0/0	0	6
Bono, Steve	1	1	0	0	0	0	0	0/0	0/0	0	6
Hanks, Merton	1	0	0	1	0	0	0	0/0	0/0	0	6
McGruder, Mike	1	0	0	1	0	0	0	0/0	0/0	0	6
Singleton, Nate	1	0	1	0	0	0	0	0/0	0/0	0	6
Tamm, Ralph	1	0	0	0	1	0	0	0/0	0/0	0	6
Williams, Jamie	1	0	1	0	0	0	0	0/0	0/0	0	6

49ERS 61 26 29 3 2 0 1 59/61 16/26 0 473

OPPONENTS

	30	6	23	0	0	0	0	30/30	27/30	2	295
RUSHING		Att	Yds	Avg	LG	TD					
Watters, Ricky	208		950	4.6	39	10					
Young, Steve	69		407	5.9	35	2					
Logan, Marc	58		280	4.8	45	7					
Lee, Amp	72		230	3.2	13	1					
Rathman, Tom	19		80	4.2	19	3					
Carter, Dexter	10		72	7.2	50t	1					
Rice, Jerry	3		69	23.0	43t	1					
Taylor, John	2		17	8.5	12	0					
Walker, Adam	5		17	3.4	11	0					
Bono, Steve	12		14	1.2	10	1					
Wilmsmeyer, Klaus	2		0	0.0	0	0					
Musgrave, Bill	3		-3	-1.0	-1	0					

49ERS 463 2,133 4.6 50t 26

OPPONENTS

	404	1,800	4.5	41	6	
RECEIVING		No	Yds	Avg	LG	TD
Rice, Jerry	98	1,503	15.3	80t	15	
Jones, Brent	68	735	10.8	29	3	
Taylor, John	56	940	16.8	76t	5	
Logan, Marc	37	348	9.4	24	0	
Watters, Ricky	31	326	10.5	48t	1	
Williams, Jamie	16	132	8.3	15	1	
Lee, Amp	16	115	7.2	22	2	
Rathman, Tom	10	86	8.6	17	0	
Singleton, Nate	8	126	15.8	33	1	
Beach, Sanjay	5	59	11.8	20t	1	
Turner, Odessa	3	64	21.3	32	0	
Carter, Dexter	2	40	20.0	14	0	
Young, Steve	2	2	1.0	6	0	
Walker, Adam	1	4	4.0	4	0	

49ERS 354 4,480 12.7 80t 29

OPPONENTS

	314	3,513	11.2	65t	23	
INTERCEPTIONS		No	Yds	Avg	LG	TD
McGruder, Michael	5	89	17.8	37	1	
Davis, Eric	4	45	11.3	41t	1	
Hanks, Merton	3	104	34.7	67t	1	
McDonald, Tim	3	23	7.7	21	0	
Griffin, Don	3	6	2.0	3	0	
Johnson, John	1	0	0.0	0	0	

49ERS 19 267 14.1 67t 3

OPPONENTS

	17	157	9.2	30	0	
KICKOFF RETURNS		No	Yds	Avg	LG	TD
Carter, Dexter	25	494	19.8	60	0	
Lee, Amp	10	160	16.0	28	0	
Walker, Adam	3	51	17.0	30	0	
Brandes, John	1	10	10.0	10	0	
Kelm, Larry	1	0	0.0	0	0	

49ERS 40 715 17.9 60 0

OPPONENTS

	61	1,196	19.6	50	1	
PUNT RETURNS		No	FC	Yds	Avg	LG
Carter, Dexter	34	20	411	12.1	72t	1
Kelm, Larry	1	0	0	0.0	0	0
49ERS	35	20	411	11.7	72t	1
OPPONENTS	15	8	171	11.4	50	0
PUNTING		No	Yds	Avg	TB	I-20
Wilmsmeyer, Klaus	42	1,718	40.9	5	11	61
49ERS	42	1,718	40.9	5	11	61
OPPONENTS	68	2,985	43.9	5	12	57

	Att	Comp	Pct	Yds	LG	TD	Int	QB
Young, Steve	462	314	68.0	4,023	80t	29	16	101.5
Bono, Steve	61	39	63.9	416	33	0	1	76.9
Taylor, John	1	1	100.0	41	41	0	0	118.8
49ERS	524	354	67.6	4,480	80t	29	17	98.9
OPPONENTS	564	314	55.7	3,513	65t	23	19	74.0



1994 (13-3/16-3)

NFC West Champions – World Champions George Seifert, Coach

W	44	Los Angeles Raiders (68,032), MON /S–5	14
L	17	at Kansas City (79,907), S–11	24
W	34	at Los Angeles Rams (56,479), S–18	19
W	24	New Orleans (63,971), S–25	13
L	8	Philadelphia (64,843), O–2	40
W	27	at Detroit (77,340), O–9	21
W	42	at Atlanta (67,298), O–16	3
W	41	Tampa Bay (62,741), O–23	16
–	–	BYE, O–30	
W	37	at Washington (54,335), N–6	22
W	21	Dallas (69,014), N–13	14
W	31	Los Angeles Rams (62,774), SUN /N–20	27
W	35	at New Orleans (61,304), MON /N–28	14
W	50	Atlanta (60,549), D–4	14
W	38	at San Diego (62,105), SAT /D–11	15
W	42	Denver (64,884), SAT /D–17	19
L	14	at Minnesota (63,326), MON /D–26	21
505			296

NFC PLAYOFF - JAN. 7

W	44	(at San Francisco – Candlestick Park) Chicago (64,644)– SAT	15
---	----	---	----

NFC CHAMPIONSHIP - JAN. 15

W	38	(at San Francisco – Candlestick Park) Dallas (69,125)	28
---	----	--	----

SUPER BOWL XXIX - JAN. 29

W	49	(at Miami – Joe Robbie Stadium) San Diego (74,107)	26
---	----	---	----

TEAM STATISTICS

	49ers	Opp
TOTAL FIRST DOWNS	362	285
By Rushing	122	82
By Passing	210	182
By Penalties	30	21
TOTAL YARDS GAINED	6,060	4,839
By Rushing	1,897	1,338
By Passing	4,163	3,501
TOTAL PLAYS FROM SCRIMMAGE	1,037	996
Rushes	491	375
Average Gain Per Rush	3.9	3.6
NET YARDS PASSING	4,163	3,501
Passes Attempted	511	583
Passes Completed	359	329
Percent Completed	70.3	56.4
Had Intercepted	11	23
Times Sacked	35	38
Lost Attempting to Pass	199	255
PUNTS	54	77
Total Yardage of Punts	2,235	3,274
Average Length	41.4	42.5
KICKOFF RETURNS	58	89
Total Yards Returned	1,244	1,912
Average Length of Return	21.4	21.5
PENALTIES	109	108
Yards Penalized	890	912
FUMBLES	25	25
Own Fumbles Recovered	12	13
Opponents' Fumbles Recovered	12	13
FIELD GOALS	15	15
Field Goals Attempted	20	21
TOTAL POINTS SCORED	505	296
Touchdowns Scored	66	35
Touchdowns Rushing	23	16
Touchdowns Passing	37	15
Touchdown Returns	6	4
Extra Points	60	23
Safeties	0	2
AVG. TIME OF POSSESSION	31:38	28:22

SCORING

	TDs	Ru	Pa	Int	Fu	KO	Pu	PAT	FG	S	Pts
Brien, Doug	0	0	0	0	0	0	0	60/62	15/20	0	105
Rice, Jerry	15	2	13	0	0	0	0	0/0	0/0	0	92
Watters, Ricky	11	6	5	0	0	0	0	0/0	0/0	0	66
Jones, Brent	9	0	9	0	0	0	0	0/0	0/0	0	56
Young, Steve	7	7	0	0	0	0	0	0/0	0/0	0	42
Floyd, William	6	6	0	0	0	0	0	0/0	0/0	0	36

Rookie Names in Italics

(continued)

SCORING

	TDs	Ru	Pa	Int	Fu	KO	Pu	PAT	FG	S	Pts
Taylor, John	5	0	5	0	0	0	0	0/0	0/0	0	30
Sanders, Deion	3	0	0	3	0	0	0	0/0	0/0	0	18
Logan, Marc	2	1	1	0	0	0	0	0/0	0/0	0	12
McCaffrey, Ed	2	0	2	0	0	0	0	0/0	0/0	0	12
McDonald, Tim	2	0	0	1	1	0	0	0/0	0/0	0	12
Singleton, Nate	2	0	2	0	0	0	0	0/0	0/0	0	12
Carter, Dexter	1	0	0	0	0	1	0	0/0	0/0	0	6
Walker, Adam	1	1	0	0	0	0	0	0/0	0/0	0	6
49ERS	66	23	37	4	1	1	0	60/62	15/20	0	505
OPPONENTS	35	16	15	1	3	0	0	23/23	15/21	2	296

RUSHING

	Att	Yds	Avg	LG	TD
Watters, Ricky	239	877	3.7	23	6
Floyd, William	87	305	3.5	26	6
Young, Steve	58	293	5.1	27	7
Logan, Marc	33	143	4.3	22	1
Loville, Derek	31	99	3.2	13	0
Rice, Jerry	7	93	13.3	28t	2
Walker, Adam	13	54	4.2	14	1
Carter, Dexter	8	34	4.3	18	0
Grbac, Elvis	13	1	0.1	6	0
Taylor, John	2	–2	–1.0	1	0
49ERS	491	1,897	3.9	28t	23
OPPONENTS	375	1,338	3.6	44t	16

RECEIVING

	No	Yds	Avg	LG	TD
Rice, Jerry	112	1,499	13.4	69t	13
Watters, Ricky	66	719	10.9	65t	5
Jones, Brent	49	670	13.7	69t	9
Taylor, John	41	531	13.0	35	5
Singleton, Nate	21	294	14.0	43t	2
Floyd, William	19	145	7.6	15	0
Logan, Marc	16	97	6.1	15	1
Popson, Ted	13	141	10.9	24	0
McCaffrey, Ed	11	131	11.9	32	2
Carter, Dexter	7	99	14.1	44	0
Loville, Derek	2	26	13.0	19	0
Carolan, Brett	2	10	5.0	6	0
49ERS	359	4,362	12.2	69t	37
OPPONENTS	329	3,756	11.4	90	15

INTERCEPTIONS

	No	Yds	Avg	LG	TD
Hanks, Merton	7	93	13.3	38	0
Sanders, Deion	6	303	50.5	93t	3
McDonald, Tim	2	79	39.5	73t	1
Hall, Dana	2	0	0.0	0	0
Cook, Toi	1	18	18.0	18	0
Davis, Eric	1	8	8.0	8	0
Drakeford, Tyronne	1	6	6.0	6	0
Plummer, Gary	1	1	1.0	1	0
Brown, Dennis	1	0	0.0	0	0
Norton, Ken, Jr.	1	0	0.0	0	0
49ERS	23	508	22.1	93t	4
OPPONENTS	11	107	9.7	36t	1

KICKOFF RETURNS

	No	Yds	Avg	LG	TD
Carter, Dexter	48	1,105	23.0	96t	1
Walker, Adam	6	82	13.7	19	0
Loville, Derek	2	34	17.0	19	0
Singleton, Nate	2	23	11.5	17	0
49ERS	58	1,244	21.5	96t	1
OPPONENTS	89	1,912	21.5	51	0

PUNT RETURNS

	No	FC	Yds	Avg	LG	TD
Carter, Dexter	38	12	321	8.5	26	0
Singleton, Nate	2	1	13	6.5	8	0
49ERS	40	13	334	8.4	26	0
OPPONENTS	28	10	242	8.6	43	0

PUNTING

	No	Yds	Avg	TB	I–20	LG	Bik
Wilmsmeyer, Klaus	54	2,235	41.4	3	18	60	0
49ERS	54	2,235	41.4	3	18	60	0
OPPONENTS	77	3,274	42.5	9	19	65	0

PASSING

	Att	Comp	Pct	Yds	LG	TD	Int	QB
Young, Steve	461	324	70.3	3,969	69t	35	10	112.8
Grbac, Elvis	50	35	70.0	393	42	2	1	98.2
49ERS	511	359	70.3	4,362	69t	37	11	111.4
OPPONENTS	583	329	56.4	3,756	90	15	23	68.1



1995 (11-5/11-6)

NFC West Champions George Seifert, Coach

W	24	at New Orleans (66,627), S-3	22
W	41	Atlanta (63,627), S-10	10
W	28	New England (66,179), S-17	3
L	24	at Detroit (76,236), MON /S-25	27
W	20	New York Giants (65,536), O-1	6
-	-	BYE, O-8	-
L	17	at Indianapolis (60,273), O-15	18
W	44	at St. Louis Rams (59,915), O-22	10
L	7	New Orleans (65,272), O-29	11
L	7	Carolina (61,722), N-5	13
W	38	at Dallas (65,180), N-12	20
W	44	at Miami (73,080), MON /N-20	20
W	41	St. Louis Rams (66,049), N-26	13
W	27	Buffalo (65,568), SUN /D-3	17
W	31	at Carolina (76,136), D-10	10
W	37	Minnesota (64,975), MON /D-18	30
L	27	at Atlanta (51,785), D-24	28
457			258

NFC PLAYOFF - JAN. 6

(at San Francisco - 3Com Park)

L	17	Green Bay (69,311)- SAT	27
---	----	--------------------------------	----

TEAM STATISTICS		49ers	Opp
TOTAL FIRST DOWNS		355	264
By Rushing		109	57
By Passing		231	192
By Penalties		15	15
TOTAL YARDS GAINED		6,087	4,398
By Rushing		1,479	1,061
By Passing		4,608	3,337
TOTAL PLAYS FROM SCRIMMAGE		1,092	999
Rushes		415	348
Average Gain Per Rush		3.6	3.1
NET YARDS PASSING		4,608	3,337
Passes Attempted		644	611
Passes Completed		432	330
Percent Completed		67.1	54.0
Had Intercepted		16	26
Times Sacked		33	40
Lost Attempting to Pass		171	240
PUNTS		57	70
Total Yardage of Punts		2,312	2,918
Average Length		40.6	41.7
KICKOFF RETURNS		58	82
Total Yards Returned		1,183	1,857
Average Length of Return		20.4	22.6
PENALTIES		88	74
Yards Penalized		711	556
FUMBLES		21	23
Own Fumbles Recovered		9	15
Opponents' Fumbles Recovered		8	12
FIELD GOALS		20	27
Field Goals Attempted		28	32
TOTAL POINTS SCORED		457	258
Touchdowns Scored		57	26
Touchdowns Rushing		19	5
Touchdowns Passing		29	19
Touchdown Returns		9	2
Extra Points		51	17
Safeties		0	0
AVG. TIME OF POSSESSION		31:56	28:04

SCORING		TDs	Ru	Pa	Int	Fu	KO	Pu	PAT	FG	S	Pts
Rice, Jerry	17	1	15	0	1	0	0	0	0/0	0/0	0	104
Loville, Derek	13	10	3	0	0	0	0	0	0/0	0/0	0	80
Wilkins, Jeff	0	0	0	0	0	0	0	0	27/29	12/13	0	63
Brien, Doug	0	0	0	0	0	0	0	0	19/19	7/12	0	40
Stokes, J.J.	4	0	4	0	0	0	0	0	0/0	0/0	0	24
Floyd, William	3	2	1	0	0	0	0	0	0/0	0/0	0	18
Jones, Brent	3	0	3	0	0	0	0	0	0/0	0/0	0	18
Young, Steve	3	3	0	0	0	0	0	0	0/0	0/0	0	18
Grbac, Elvis	2	2	0	0	0	0	0	0	0/0	0/0	0	12
McDonald, Tim	2	0	0	2	0	0	0	0	0/0	0/0	0	12
Norton, Ken	2	0	0	2	0	0	0	0	0/0	0/0	0	12
Taylor, John	2	0	2	0	0	0	0	0	0/0	0/0	0	12
Zendejas, Tony	0	0	0	0	0	0	0	0	5/6	1/3	0	8
Carter, Dexter	1	0	0	0	0	0	1	0/0	0/0	0/0	0	6
Davis, Eric	1	0	0	1	0	0	0	0/0	0/0	0/0	0	6

Rookie Names in Italics

(continued)

SCORING	TDs	Ru	Pa	Int	Fu	KO	Pu	PAT	FG	S	Pts
Hanks, Merton	1	0	0	0	1	0	0	0/0	0/0	0	6
Singleton, Nate	1	0	1	0	0	0	0	0/0	0/0	0	6
Walker, Adam	1	1	0	0	0	0	0	0/0	0/0	0	6
Woodall, Lee	1	0	0	0	1	0	0	0/0	0/0	0	6
49ERS	57	19	29	5	3	0	1	51/54	20/28	0	457
OPPONENTS	26	5	19	2	0	0	0	17/18	27/32	0	258

2-pt conversions: D. Loville, J. Rice, Team: 2-3

RUSHING		Att	Yds	Avg	LG	TD
Loville, Derek	218		723	3.3	27	10
Young, Steve	50		250	5.0	29	3
Floyd, William	64		237	3.7	23	2
Erwins, Ricky	23		88	3.8	13	0
Walker, Adam	14		44	3.1	16	1
Rice, Jerry	5		36	7.2	20t	1
Willis, Jamal	12		35	2.9	15	0
Grbac, Elvis	20		33	1.7	11	2
Carter, Dexter	7		22	3.1	15	0
Lynn, Anthony	2		11	5.5	6	0
49ERS	415		1,479	3.6	29	19
OPPONENTS	348		1,061	3.1	33	5

RECEIVING		No	Yds	Avg	LG	TD
Rice, Jerry	122		1,848	15.1	81t	15
Loville, Derek	87		662	7.6	31	3
Jones, Brent	60		595	9.9	39	3
Floyd, William	47		348	7.4	23	1
Stokes, J.J.	38		517	13.6	41t	4
Taylor, John	29		387	13.3	40	2
Popson, Ted	16		128	8.0	16	0
Walker, Adam	11		78	7.1	15	0
Singleton, Nate	8		108	13.5	23	1
Thomas, Chris	6		73	12.2	23	0
Willis, Jamal	3		8	2.7	5	0
Erwins, Ricky	2		21	10.5	11	0
Carter, Dexter	1		4	4.0	4	0
Carolan, Brett	1		3	3.0	3	0
Dalman, Chris	1		-1	-1.0	-1	0
49ERS	432		4,779	11.1	81t	29
OPPONENTS	330		3,577	10.8	53	19

INTERCEPTIONS		No	Yds	Avg	LG	TD
Drakeford, Tyrone	5		54	10.8	37	0
Hanks, Merton	5		31	6.2	23	0
McDonald, Tim	4		135	33.8	52t	2
Norton, Ken, Jr.	3		102	34.0	46	2
Davis, Eric	3		84	28.0	86t	1
Woodall, Lee	2		0	0.0	0	0
Dodge, Dedrick	1		13	13.0	13	0
Stubblefield, Dana	1		12	12.0	12	0
Jackson, Rickey	1		1	1.0	1	0
Pope, Marquez	1		-7	-7.0	-7	0
49ERS	26		425	16.4	86t	5
OPPONENTS	16		247	15.4	96t	2

KICKOFF RETURNS		No	Yds	Avg	LG	TD
Carter, Dexter	23		522	22.7	46	0
Willis, Jamal	17		427	25.1	39	0
Erwins, Ricky	5		32	6.4	14	0
Warren, Terrence	4		67	16.8	21	0
Thomas, Mark	3		49	16.3	20	0
Dalman, Chris	3		29	9.7	12	0
Caldwell, Mike	2		40	20.0	20	0
Walker, Adam	1		17	17.0	17	0
49ERS	58		1,183	20.4	46	0
OPPONENTS	82		1,857	22.7	71	1

OPPONENTS	82	1,857	22.7	71	1		
PUNT RETURNS	No	FC	Yds	Avg	LG	TD	
Carter, Dexter	9	7	164	18.2	78t	1	
Taylor, John	11	9	56	5.1	11	0	
Singleton, Nate	5	1	27	5.4	19	0	
Hanks, Merton	1	0	0	0.0	0	0	
Thomas, Chris	1	0	25	25.0	25	0	
49ERS	27	17	272	10.1	78t	1	
OPPONENTS	26	20	292	11.2	74	0	
PUNTING	No	Yds	Avg	TB	I-20	LG	Bik
Thompson, Tommy	57	2,312	40.6	5	13	65	0
49ERS	57	2,312	40.6	5	13	65	0
OPPONENTS	70	2,918	41.7	11	19	55	0

PASSING		Att	Comp	Pct	Yds	LG	TD	Int	QB
Young, Steve	447		299	66.9	3,200	57	20	11	92.3
Grbac, Elvis	183		127	69.4	1,469	81t	8	5	80.8
Conklin, Cary	12		4	33.3	48	28	0	0	46.5
Rice, Jerry	1		1	100.0	41	41t	1	0	158.3
Taylor, John	1		1	100.0	21	21	0	0	118.8
49ERS	644		432	67.1	4,779	81t	29	16	93.6
OPPONENTS	611		330	54.0	3,577	53	19	26	64.1



1996 (12-4/13-5)

George Seifert, Coach

W	27	New Orleans (63,970), S-1	11
W	34	St. Louis (63,624), S-8	0
-	-	BYE, S-15	-
L	7	at Carolina (72,224), S-22	23
W	39	Atlanta (62,995), S-29	17
W	28	at St. Louis (61,260), O-6	11
L	20	at Green Bay (60,716), MON /O-14	(OT) 23
W	28	Cincinnati (63,218), O-20	21
W	10	at Houston (53,664), O-27	9
W	24	at New Orleans (53,297), SUN /N-3	17
L	17	Dallas (68,919), N-10	(OT) 20
W	38	Baltimore (51,597), N-17	20
W	19	at Washington (54,235), N-24	(OT) 16
W	34	at Atlanta (46,318), MON /D-2	10
L	24	Carolina (66,291), D-8	30
W	25	at Pittsburgh (59,823), D-15	15
W	24	Detroit (61,921), MON /D-23	14
398			257

NFC WILD CARD - DEC. 29

(at San Francisco - 3Com Park)

W	14	Philadelphia (56,460)	0
---	----	-----------------------	---

NFC PLAYOFF - JAN. 4

(at Green Bay - Lambeau Field)

L	14	Green Bay (60,787)	35
---	----	--------------------	----

TEAM STATISTICS

	49ers	Opp
TOTAL FIRST DOWNS	315	269
By Rushing	108	76
By Passing	188	164
By Penalties	19	29
TOTAL YARDS GAINED	5,506	4,661
By Rushing	1,847	1,497
By Passing	3,659	3,164
TOTAL PLAYS FROM SCRIMMAGE	1,046	1,021
Rushes	454	418
Average Gain Per Rush	4.1	3.6
NET YARDS PASSING	3,659	3,164
Passes Attempted	550	558
Passes Completed	358	287
Percent Completed	65.1	51.4
Had Intercepted	16	20
Times Sacked	42	45
Lost Attempting to Pass	200	297
PUNTS	73	88
Total Yardage of Punts	3,217	3,695
Average Length	44.1	42.0
KICKOFF RETURNS	59	77
Total Yards Returned	1,258	1,414
Average Length of Return	21.3	18.4
PENALTIES	119	97
Yards Penalized	925	819
FUMBLES	16	29
Own Fumbles Recovered	8	15
Opponents' Fumbles Recovered	14	8
FIELD GOALS	30	26
Field Goals Attempted	34	29
TOTAL POINTS SCORED	398	257
Touchdowns Scored	43	25
Touchdowns Rushing	17	4
Touchdowns Passing	24	21
Touchdown Returns	2	0
Extra Points	40	21
Safeties	4	0
AVG. TIME OF POSSESSION	31:28	28:32

SCORING

	TDs	Ru	Pa	Int	Fu	KO	Pu	PAT	FG	S	Pts
Wilkins, Jeff	0	0	0	0	0	0	0	40/40	30/34	0	130
Rice, Jerry	9	1	8	0	0	0	0	0/0	0/0	0	54
Popson, Ted	6	0	6	0	0	0	0	0/0	0/0	0	36
Young, Steve	4	4	0	0	0	0	0	0/0	0/0	0	26
Kirby, Terry	4	3	1	0	0	0	0	0/0	0/0	0	24
Loville, Derek	4	2	2	0	0	0	0	0/0	0/0	0	24
Owens, Terrell	4	0	4	0	0	0	0	0/0	0/0	0	24
Floyd, William	3	2	1	0	0	0	0	0/0	0/0	0	18
Grbac, Elvis	2	2	0	0	0	0	0	0/0	0/0	0	12
Vardell, Tommy	2	2	0	0	0	0	0	0/0	0/0	0	12
Carter, Dexter	1	1	0	0	0	0	0	0/0	0/0	0	6

Rookie Names in Italics

(continued)

SCORING

	TDs	Ru	Pa	Int	Fu	KO	Pu	PAT	FG	S	Pts
Doleman, Chris	1	0	0	0	1	0	0	0/0	0/0	0	6
Jones, Brent	1	0	1	0	0	0	0	0/0	0/0	0	6
Pope, Marquez	1	0	0	1	0	0	0	0/0	0/0	0	6
Uwaezuoke, Iheanyi	1	0	1	0	0	0	0	0/0	0/0	0	6
Young, Bryant	0	0	0	0	0	0	0	0/0	0/0	2	4
49ERS	43	17	24	1	1	0	0	40/40	30/34	4*394	

OPPONENTS

25	4	21	0	0	0	0	0	21/21	26/29	0	257
-----------	----------	-----------	----------	----------	----------	----------	----------	--------------	--------------	----------	------------

2-pt conversions: S. Young, Team: 1-3, Opponents: 4-4

*49ers credited with 2 team safeties

RUSHING

	Att	Yds	Avg	LG	TD
Kirby, Terry	134	559	4.2	31	3
Young, Steve	52	310	6.0	33	4
Loville, Derek	70	229	3.3	16	2
Vardell, Tommy	58	192	3.3	17	2
Floyd, William	47	186	4.0	12	2
Lynn, Anthony	24	164	6.8	67	0
Rice, Jerry	11	77	7.0	38	1
Carter, Dexter	19	66	3.5	18	1
Brohm, Jeff	16	43	2.7	22	0
Grbac, Elvis	23	21	0.9	12	2

49ERS

454	1,847	4.1	67	17
------------	--------------	------------	-----------	-----------

OPPONENTS

418	1,497	3.6	54t	4
------------	--------------	------------	------------	----------

RECEIVING

	No	Yds	Avg	LG	TD
Rice, Jerry	108	1,254	11.6	39	8
Kirby, Terry	52	439	8.4	52	1
Owens, Terrell	35	520	14.9	46t	4
Jones, Brent	33	428	13.0	39	1
Vardell, Tommy	28	179	6.4	22	0
Popson, Ted	26	301	11.6	39t	6
Floyd, William	26	197	7.6	24	1
Stokes, J.J.	18	249	13.8	40	0
Loville, Derek	16	138	8.6	44t	2
Uwaezuoke, Iheanyi	7	91	13.0	29t	1
Manuel, Sean	3	18	6.0	7	0
Lynn, Anthony	2	14	7.0	8	0
Caldwell, Mike	2	9	4.5	8	0
Cooper, Adrian	1	11	11.0	11	0
Singleton, Nate	1	11	11.0	11	0

49ERS

358	3,859	10.8	52	24
------------	--------------	-------------	-----------	-----------

OPPONENTS

287	3,461	12.1	65t	21
------------	--------------	-------------	------------	-----------

INTERCEPTIONS

	No	Yds	Avg	LG	TD
Pope, Marquez	6	98	16.3	55t	1
Hanks, Merton	4	7	1.8	8	0
Dodge, Dedrick	3	27	9.0	26	0
McDonald, Tim	2	14	7.0	14	0
Doleman, Chris	2	1	0.5	1	0
Stubblefield, Dana	1	15	15.0	15	0
Drakeford, Tyrone	1	11	11.0	11	0
Israel, Steve	1	3	3.0	3	0

49ERS

20	176	8.8	55t	1
-----------	------------	------------	------------	----------

OPPONENTS

16	107	6.7	35	0
-----------	------------	------------	-----------	----------

KICKOFF RETURNS

	No	Yds	Avg	LG	TD
Carter, Dexter	41	909	22.2	71	0
Loville, Derek	10	229	22.9	35	0
Owens, Terrell	3	47	15.7	18	0
Deese, Derrick	2	20	10.0	12	0
Kirby, Terry	1	22	22.0	22	0
Uwaezuoke, Iheanyi	1	21	21.0	21	0
Singleton, Nate	1	10	10.0	10	0

49ERS

59	1,258	21.3	71	0
-----------	--------------	-------------	-----------	----------

OPPONENTS

77	1,414	18.4	58	0
-----------	--------------	-------------	-----------	----------

PUNT RETURNS

	No	FC	Yds	Avg	LG	TD
Carter, Dexter	36	17	317	8.8	52	0
Singleton, Nate	2	0	32	16.0	21	0
Kirby, Terry	1	4	3	3.0	3	0

49ERS

39	21	352	9.0	52	0
-----------	-----------	------------	------------	-----------	----------

OPPONENTS

36	11	235	6.5	22	0
-----------	-----------	------------	------------	-----------	----------

PUNTING

	No	Yds	Avg	TB	I-20	LG	Bik
Thompson, Tommy	73	3,217	44.1	6	20	65	2
49ERS	73	3,217	42.9	6	20	65	2
OPPONENTS	88	3,695	42.0	11	23	62	0

PASSING

	Att	Comp	Pct	Yds	LG	TD	Int	QB
Young, Steve	316	214	67.7	2,410	52	14	6	97.2
Grbac, Elvis	197	122	61.9	1,236	40	8	10	72.2
Brohm, Jeff	34	21	61.8	189	49	1	0	86.5
Kirby, Terry	2	1	50.0	24	24t	1	0	133.3
Rice, Jerry	1	0	0.0	0	0	0	0	39.6
49ERS	550	358	65.1	3,859	52	24	16	88.0
OPPONENTS	558	287	51.4	3,461	65t	21	20	68.4

**1997 (13-3/14-4)****NFC West Champions****Steve Mariucci, Coach**

L	6	at Tampa Bay (62,554), A-31	13
W	15	at St. Louis (64,630), S-7	12
W	33	New Orleans (61,838), S-14	7
W	34	Atlanta (60,404), S-21	7
W	34	at Carolina (70,972), MON/S-29	21
-	-	BYE, 0-5	-
W	30	St. Louis (63,825), 0-12	10
W	35	at Atlanta (53,378), 0-19	28
W	23	at New Orleans (60,443), 0-26	0
W	17	Dallas (68,657), N-2	10
W	24	at Philadelphia (67,133), MON/N-10	12
W	27	Carolina (61,500), N-16	19
W	17	San Diego (61,195), N-23	10
L	9	at Kansas City (77,535), N-30	44
W	28	Minnesota (55,761), D-7	17
W	34	Denver (68,461), MON/D-15	17
L	9	at Seattle (66,253), SUN/D-21	38
375			265

NFC PLAYOFF - JAN. 3

(at San Francisco - 3Com Park)

W	38	Minnesota (65,018)- SAT	22
---	----	--------------------------------	----

NFC CHAMPIONSHIP - JAN. 11

(at San Francisco - 3Com Park)

L	10	Green Bay (68,987)	23
---	----	--------------------	----

TEAM STATISTICS

	49ers	Opp
TOTAL FIRST DOWNS	294	242
By Rushing	106	67
By Passing	167	145
By Penalties	21	30
TOTAL YARDS GAINED	5,112	4,013
By Rushing	1,969	1,366
By Passing	3,143	2,647
TOTAL PLAYS FROM SCRIMMAGE	999	949
Rushes	523	386
Average Gain Per Rush	3.8	3.5
NET YARDS PASSING	3,143	3,164
Passes Attempted	432	558
Passes Completed	278	287
Percent Completed	64.4	50.7
Had Intercepted	11	25
Times Sacked	44	54
Lost Attempting to Pass	289	364
PUNTS	78	82
Total Yardage of Punts	3,182	3,473
Average Length	40.8	42.4
KICKOFF RETURNS	50	82
Total Yards Returned	1,133	1,746
Average Length of Return	22.7	21.3
PENALTIES	115	91
Yards Penalized	979	742
FUMBLES	22	24
Own Fumbles Recovered	13	8
Opponents' Fumbles Recovered	16	9
FIELD GOALS	29	16
Field Goals Attempted	36	20
TOTAL POINTS SCORED	375	265
Touchdowns Scored	41	31
Touchdowns Rushing	16	5
Touchdowns Passing	20	23
Touchdown Returns	5	3
Extra Points	38	29
Safeties	0	1
AVG. TIME OF POSSESSION	32:28	27:32

SCORING	TDs	Ru	Pa	Int	Fu	KO	Pu	PAT	FG	S	Pts
Anderson, Gary	0	0	0	0	0	0	0	38/38	29/36	0	125
Kirby, Terry	8	6	1	0	0	1	0	0/0	0/0	0	52
Owens, Terrell	8	0	8	0	0	0	0	0/0	0/0	0	48
Hearst, Garrison	6	4	2	0	0	0	0	0/0	0/0	0	36
Floyd, William	4	3	1	0	0	0	0	0/0	0/0	0	24
Stokes, J.J.	4	0	4	0	0	0	0	0/0	0/0	0	24
Young, Steve	3	3	0	0	0	0	0	0/0	0/0	0	18
Hanks, Merton	2	0	0	1	1	0	0	0/0	0/0	0	12

Rookie Names in Italics

(continued)

SCORING	TDs	Ru	Pa	Int	Fu	KO	Pu	PAT	FG	S	Pts
Jones, Brent	2	0	2	0	0	0	0	0/0	0/0	0	12
Clark, Greg	1	0	1	0	0	0	0	0/0	0/0	0	6
Greene, Kevin	1	0	0	0	1	0	0	0/0	0/0	0	6
Levy, Chuck	1	0	0	0	0	0	1	0/0	0/0	0	6
Rice, Jerry	1	0	1	0	0	0	0	0/0	0/0	0	6
49ERS	41	16	20	1	2	1	1	38/38	29/36	0	375
OPPONENTS	31	5	23	2	1	0	0	29/29	16/20	1	265

2-pt conversions: T. Kirby 2, Team: 2-3, Opponents: 0-2

RUSHING	Att	Yds	Avg	LG	TD
Hearst, Garrison	234	1,019	4.4	51	4
Kirby, Terry	125	418	3.3	38	6
Floyd, William	78	231	3.0	22	3
Young, Steve	50	199	4.0	13	3
Levy, Chuck	16	90	5.6	24	0
Edwards, Marc	5	17	3.4	6	0
Brohm, Jeff	4	11	2.8	10	0
Druckenmiller, Jim	10	-6	-0.6	2	0
Rice, Jerry	1	-10	-10.0	-10	0
49ERS	523	1,969	3.8	51	16
OPPONENTS	386	1,366	3.5	46	5

RECEIVING	No	Yds	Avg	LG	TD
Owens, Terrell	60	936	15.6	56t	8
Stokes, J.J.	58	733	12.6	36	4
Floyd, William	37	321	8.7	44t	1
Jones, Brent	29	383	13.2	33	2
Kirby, Terry	23	279	12.1	82	1
Hearst, Garrison	21	194	9.2	69	2
Uwaezuoke, Iheanyi	14	165	11.8	25	0
Clark, Greg	8	96	12.0	23	1
Rice, Jerry	7	78	11.1	16	1
Edwards, Marc	6	48	8.0	19	0
Fann, Chad	5	78	15.6	21	0
Levy, Chuck	5	68	13.6	30	0
Harris, Mark	5	53	10.6	16	0
49ERS	278	3,432	12.4	82	20
OPPONENTS	258	3,011	11.7	69	23

INTERCEPTIONS	No	Yds	Avg	LG	TD
Hanks, Merton	6	103	17.2	55t	1
Drakeford, Tyronne	5	15	3.0	15	0
Woodson, Rod	3	81	27.0	41	0
Walker, Darnell	3	49	16.3	28	0
McDonald, Tim	3	34	11.3	17	0
Woodall, Lee	2	55	27.5	55	0
Bronson, Zack	1	22	22.0	22	0
Pope, Marquez	1	7	7.0	7	0
Maxie, Brett	1	0	0.0	0	0
49ERS	25	366	14.6	55t	1
OPPONENTS	11	169	15.4	75t	2

KICKOFF RETURNS	No	Yds	Avg	LG	TD
Levy, Chuck	36	793	22.0	59	0
Uwaezuoke, Iheanyi	6	131	21.8	25	0
Kirby, Terry	3	124	41.3	101t	1
Owens, Terrell	2	31	15.5	23	0
Edwards, Marc	1	30	30.0	30	0
Drakeford, Tyronne	1	24	24.0	24	0
Fann, Chad	1	0	0.0	0	0
49ERS	50	1,133	22.7	101t	1
OPPONENTS	82	1,746	21.3	61	0

PUNT RETURNS	No	FC	Yds	Avg	LG	TD
Uwaezuoke, Iheanyi	34	14	373	11.0	36	0
Levy, Chuck	6	2	109	18.2	73t	1
Woodson, Rod	1	0	0	0.0	0	0
49ERS	41	16	482	11.8	73t	1
OPPONENTS	41	9	307	7.5	37	0

PUNTING	No	Yds	Avg	TB	I-20	LG	Bik
Thompson, Tommy	78	3,182	40.8	7	22	55	1
49ERS	78	3,182	40.3	7	22	55	1
OPPONENTS	83	3,473	41.9	11	25	59	1

PASSING	Att	Comp	Pct	Yds	LG	TD	Int	QB
Young, Steve	356	241	67.7	3,029	82	19	6	104.7
Druckenmiller, Jim	52	21	40.4	239	33	1	4	29.2
Brohm, Jeff	24	16	66.7	164	21	0	1	68.7
49ERS	432	278	64.4	3,432	82	20	11	93.6
OPPONENTS	509	258	50.7	3,011	69	23	25	63.6

**1998 (12-4/13-5)****Steve Mariucci, Coach**

W	36	New York Jets (64,419), S-6	(OT) 30
W	45	at Washington (76,798), MON /S-14	10
-	-	BYE, S-20	-
W	31	Atlanta (62,296), S-27	20
L	21	at Buffalo (76,615), O-4	26
W	31	at New Orleans (62,811), O-11	0
W	34	Indianapolis (68,486), O-18	31
W	28	at St. Louis (58,563), O-25	10
L	22	at Green Bay (59,794), N-1	36
W	25	Carolina (68,572), N-8	23
L	19	at Atlanta (69,828), N-15	31
W	31	New Orleans (68,429), SUN /N-22	20
W	31	New York Giants (68,212), MON /N-30	7
W	31	at Carolina (63,332), D-6	(OT) 28
W	35	Detroit (68,585), MON /D-14	13
L	21	at New England (59,153), D-20	24
W	38	St. Louis (68,386), D-27	19
479			328

NFC WILD CARD - JAN. 3

(at San Francisco - 3Com Park)

W	30	Green Bay (66,506)	27
---	----	--------------------	----

NFC PLAYOFF- JAN. 9

(at Atlanta - Georgia Dome)

L	18	Atlanta (70,262)- SAT	20
---	----	------------------------------	----

TEAM STATISTICS

	49ers	Opp
TOTAL FIRST DOWNS	381	297
By Rushing	129	91
By Passing	223	178
By Penalties	29	28
TOTAL YARDS GAINED	6,800	5,343
By Rushing	2,544	1,610
By Passing	4,256	3,733
TOTAL PLAYS FROM SCRIMMAGE	1,100	1,012
Rushes	491	395
Average Gain Per Rush	5.2	4.1
NET YARDS PASSING	4,256	3,733
Passes Attempted	556	566
Passes Completed	347	294
Percent Completed	62.4	51.9
Had Intercepted	15	21
Times Sacked	53	51
Lost Attempting to Pass	254	259
PUNTS	69	83
Total Yardage of Punts	2,835	3,492
Average Length	41.1	42.1
KICKOFF RETURNS	59	67
Total Yards Returned	1,108	1,296
Average Length of Return	18.8	19.3
PENALTIES	133	101
Yards Penalized	1,156	800
FUMBLES	22	24
Own Fumbles Recovered	7	12
Opponents' Fumbles Recovered	12	15
FIELD GOALS	18	19
Field Goals Attempted	27	32
TOTAL POINTS SCORED	479	328
Touchdowns Scored	61	39
Touchdowns Rushing	19	13
Touchdowns Passing	41	25
Touchdown Returns	1	1
Extra Points	49	35
Safeties	0	1
AVG. TIME OF POSSESSION	31:52	28:08

SCORING	TDs	Ru	Pa	Int	Fu	KO	Pu	PAT	FG	S	Pts
<i>Richey, Wade</i>	0	0	0	0	0	0	0	49/51	18/27	0	103
Owens, Terrell	15	1	14	0	0	0	0	0/0	0/0	0	92
Rice, Jerry	9	0	9	0	0	0	0	0/0	0/0	0	58
Hearst, Garrison	9	7	2	0	0	0	0	0/0	0/0	0	56
Stokes, J.J.	8	0	8	0	0	0	0	0/0	0/0	0	48
Young, Steve	6	6	0	0	0	0	0	0/0	0/0	0	36
Smith, Irv	5	0	5	0	0	0	0	0/0	0/0	0	30
Edwards, Marc	3	1	2	0	0	0	0	0/0	0/0	0	18
Kirby, Terry	3	3	0	0	0	0	0	0/0	0/0	0	18

Rookie Names in Italics

(continued)

SCORING

	TDs	Ru	Pa	Int	Fu	KO	Pu	PAT	FG	S	Pts
Clark, Greg	1	0	1	0	0	0	0	0/0	0/0	0	8
Levy, Chuck	1	1	0	0	0	0	0	0/0	0/0	0	6
<i>McQuarters, R.W.</i>	1	0	0	0	0	0	1	0/0	0/0	0	6
49ERS	61	19	41	0	0	0	1	49/51	18/27	0	479
OPPONENTS	39	13	25	0	1	0	0	35/38	19/32	1	328

2-pt conversions: J. Rice 2, G. Clark, G. Hearst, T. Owens, Team: 5-9, Opponents: 0-1

RUSHING

	Att	Yds	Avg	Lg	TD
Hearst, Garrison	310	1,570	5.1	96t	7
Young, Steve	70	454	6.5	24	6
Kirby, Terry	48	258	5.4	31t	3
Levy, Chuck	25	112	4.5	21t	1
Edwards, Marc	22	94	4.3	32	1
Owens, Terrell	4	53	13.3	21t	1
Detmer, Ty	8	7	0.9	10	0
Roby, Reggie	1	0	0.0	0	0
Druckenmiller, Jim	3	-4	-1.3	-1	0
49ERS	491	2,544	5.2	96t	19
OPPONENTS	395	1,610	4.1	65t	13

RECEIVING

	No	Yds	Avg	LG	TD
Rice, Jerry	82	1,157	14.1	75t	9
Owens, Terrell	67	1,097	16.4	79t	14
Stokes, J.J.	63	770	12.2	33t	8
Hearst, Garrison	39	535	13.7	81t	2
Smith, Irv	25	266	10.6	25t	5
Edwards, Marc	22	218	9.9	47t	2
Kirby, Terry	16	134	8.4	25	0
Levy, Chuck	15	64	4.3	13	0
Clark, Greg	12	124	10.3	23	1
Uwaezuoke, Iheanyi	3	67	22.3	35	0
Harris, Mark	2	67	33.5	42	0
<i>Beasley, Fred</i>	1	11	11.0	11	0
49ERS	347	4,510	13.0	81t	41
OPPONENTS	294	3,992	13.6	80t	25

INTERCEPTIONS

	No	Yds	Avg	LG	TD
Walker, Darnell	4	78	19.5	36	0
Hanks, Merton	4	37	9.3	37	0
Bronson, Zack	4	34	8.5	28	0
McDonald, Tim	4	22	5.5	18	0
Tubbs, Winfred	1	7	7.0	7	0
Woodall, Lee	1	4	4.0	4	0
Langham, Antonio	1	0	0.0	0	0
Pope, Marquez	1	0	0.0	0	0
Barker, Roy	1	-4	-4.0	-4	0
49ERS	21	178	8.5	37	0
OPPONENTS	15	304	20.3	43	0

KICKOFF RETURNS

	No	Yds	Avg	LG	TD
Levy, Chuck	22	383	17.4	30	0
Kirby, Terry	17	340	20.0	33	0
<i>McQuarters, R.W.</i>	17	339	19.9	45	0
Smith, Irv	2	35	17.5	23	0
Richie, David	1	11	11.0	11	0
49ERS	59	1,108	18.8	45	0
OPPONENTS	67	1,296	19.3	47	0

PUNT RETURNS

	No	FC	Yds	Avg	LG	TD
<i>McQuarters, R.W.</i>	47	10	406	8.6	72t	1
49ERS	47	10	406	8.6	72t	1
OPPONENTS	36	15	341	9.5	53	0

PUNTING

	No	Yds	Avg	TB	I-20	LG	Bik
Roby, Reggie	60	2,511	41.9	6	14	66	0
Howard, Ed	9	324	36.0	1	2	45	0
49ERS	69	2,835	41.1	7	16	66	0
OPPONENTS	83	3,492	42.1	8	20	64	0

PASSING

	Att	Comp	Pct	Yds	LG	TD	Int	QB
Young, Steve	517	322	62.3	4,170	81t	36	12	101.1
Detmer, Ty	38	24	63.2	312	36t	4	3	91.1
Kirby, Terry	1	1	100.0	28	28t	1	0	158.3
49ERS	556	347	62.4	4,510	81t	41	15	101.2
OPPONENTS	566	294	51.9	3,992	80t	25	21	74.0



1999 (4-12)

Steve Mariucci, Coach

L	3	at Jacksonville (68,678), S-12	41
W	28	New Orleans (67,685), S-19	21
W	24	at Arizona (71,200), MON /S-27	10
W	24	Tennessee (67,447), O-3	22
L	20	at St. Louis (65,872), O-10	42
L	29	Carolina (68,151), O-17	31
L	16	at Minnesota (64,109), O-24	40
-	-	BYE, O-31	
L	6	Pittsburgh (68,657), N-7	27
L	6	at New Orleans (52,198), N-14	24
L	7	St. Louis (68,193), N-21	23
L	3	Green Bay (68,304), MON /N-29	20
L	30	at Cincinnati (53,463), D-5	44
W	26	Atlanta (67,465), D-12	7
L	24	at Carolina (62,373), D-18	41
L	20	Washington (68,329), SUN /D-26	(OT) 26
L	29	at Atlanta (57,980), MON /J-3	34
295			453

TEAM STATISTICS		49ers	Opp
TOTAL FIRST DOWNS		300	315
By Rushing		102	91
By Passing		172	192
By Penalties		26	32
TOTAL YARDS GAINED		5,380	5,687
By Rushing		2,085	1,619
By Passing		3,295	4,068
TOTAL PLAYS FROM SCRIMMAGE		1,012	979
Rushes		419	426
Average Gain Per Rush		5.0	3.8
NET YARDS PASSING		3,295	4,068
Passes Attempted		560	521
Passes Completed		324	317
Percent Completed		57.9	60.8
Had Intercepted		19	13
Times Sacked		34	32
Lost Attempting to Pass		241	227
PUNTS		73	69
Total Yardage of Punts		2,883	2,712
Average Length		39.5	39.3
KICKOFF RETURNS		77	47
Total Yards Returned		1,579	1,093
Average Length of Return		20.5	23.3
PENALTIES		120	96
Yards Penalized		1,045	760
FUMBLES		29	18
Own Fumbles Recovered		16	11
Opponents' Fumbles Recovered		7	13
FIELD GOALS		21	27
Field Goals Attempted		23	32
TOTAL POINTS SCORED		295	453
Touchdowns Scored		33	53
Touchdowns Rushing		14	11
Touchdowns Passing		14	36
Touchdown Returns		5	6
Extra Points		30	50
Safeties		1	1
AVG. TIME OF POSSESSION		30:17	29:43

SCORING	TDs	Ru	Pa	Int	Fu	KO	Pu	PAT	FG	S	Pts
Richey, Wade	0	0	0	0	0	0	0	30/31	21/23	0	93
Garner, Charlie	6	4	2	0	0	0	0	0/0	0/0	0	36
Rice, Jerry	5	0	5	0	0	0	0	0/0	0/0	0	30
Beasley, Fred	4	4	0	0	0	0	0	0/0	0/0	0	24
Owens, Terrell	4	0	4	0	0	0	0	0/0	0/0	0	24
Stokes, J.J.	3	0	3	0	0	0	0	0/0	0/0	0	20
Garcia, Jeff	2	2	0	0	0	0	0	0/0	0/0	0	12
Phillips, Lawrence	2	2	0	0	0	0	0	0/0	0/0	0	12
Walker, Darnell	2	0	0	1	1	0	0	0/0	0/0	0	12
Bryant, Junior	1	0	0	0	1	0	0	0/0	0/0	0	6
Jervy, Travis	1	1	0	0	0	0	0	0/0	0/0	0	6
McMillian, Mark	1	0	0	0	1	0	0	0/0	0/0	0	6
Schulters, Lance	1	0	0	1	0	0	0	0/0	0/0	0	6
Vardell, Tommy	1	1	0	0	0	0	0	0/0	0/0	0	6

Rookie Names in Italics

(continued)

SCORING	TDs	Ru	Pa	Int	Fu	KO	Pu	PAT	FG	S	Pts
Young, Bryant	0	0	0	0	0	0	0	0/0	0/0	1	2
49ERS	33	14	14	2	3	0	0	30/31	21/23	1	295
OPPONENTS	53	11	36	2	1	1	2	50/50	27/32	1	453
2-pt conversions: J.J. Stokes, Team: 1-2, Opponents: 1-2											
RUSHING	Att	Yds						Avg	LG	TD	
Garner, Charlie	241	1,229						5.1	53	4	
Beasley, Fred	58	276						4.8	44t	4	
Garcia, Jeff	45	231						5.1	25	2	
Phillips, Lawrence	30	144						4.8	68t	2	
Jackson, Terry	15	75						5.0	11	1	
Young, Steve	11	57						5.2	14	0	
Jervy, Travis	6	49						8.2	33	1	
Stenstrom, Steve	3	15						5.0	8	0	
Rice, Jerry	2	13						6.5	11	0	
Vardell, Tommy	6	6						1.0	5	0	
Stanley, Chad	1	0						0.0	0	0	
49ERS	418	2,095						5.0	68t	14	
OPPONENTS	426	1,619						3.8	52	11	
RECEIVING	No	Yds						Avg	LG	TD	
Rice, Jerry	67	830						12.4	62	5	
Owens, Terrell	60	754						12.6	36	4	
Garner, Charlie	56	535						9.6	53	2	
Stokes, J.J.	34	429						12.6	47	3	
Clark, Greg	34	347						10.2	24	0	
Beasley, Fred	32	282						8.8	24	0	
Phillips, Lawrence	15	152						10.1	47	0	
Vardell, Tommy	7	36						5.1	11	0	
Harris, Mark	6	66						11.0	33	0	
Cline, Tony	4	45						11.3	30	0	
Jackson, Terry	3	6						2.0	4	0	
Streets, Tai	2	25						12.5	14	0	
Fann, Chad	2	8						4.0	6	0	
Stenstrom, Steve	1	9						9.0	9	0	
Jervy, Travis	1	2						2.0	2	0	
49ERS	324	3,526						10.9	62	14	
OPPONENTS	317	4,295						13.6	80t	36	
INTERCEPTIONS	No	Yds						Avg	LG	TD	
Schulters, Lance	6	127						21.2	64t	1	
McDonald, Tim	2	18						9.0	18	0	
Walker, Darnell	1	27						27.0	27t	1	
McQuarters, R.W.	1	25						25.0	25	0	
Tubbs, Winfred	1	8						8.0	8	0	
McDonald, Ramos	1	4						4.0	4	0	
McMillian, Mark	1	0						0.0	0	0	
49ERS	13	209						16.1	64t	2	
OPPONENTS	19	286						15.1	93t	2	
KICKOFF RETURNS	No	Yds						Avg	LG	TD	
McQuarters, R.W.	26	568						21.9	37	0	
Phillips, Lawrence	19	415						21.8	75	0	
Preston, Roell	16	292						18.3	58	0	
Jervy, Travis	8	191						23.9	48	0	
Prioleau, Pierson	3	73						24.3	32	0	
Harris, Mark	2	26						13.0	15	0	
Peterson, Anthony	2	10						5.0	10	0	
Lynch, Ben	1	4						4.0	4	0	
49ERS	77	1,579						20.5	75	0	
OPPONENTS	47	1,093						23.3	97t	1	
PUNT RETURNS	No	FC	Yds					Avg	LG	TD	
McQuarters, R.W.	18	3	90					5.0	32	0	
Preston, Roell	3	8	6					2.0	6	0	
Harris, Mark	4	2	8					2.0	5	0	
Givens, Reggie	1	0	0					0.0	0	0	
49ERS	26	13	104					4.0	32	0	
OPPONENTS	33	11	399					12.1	70t	2	
PUNTING	No	Yds	Avg	TB	I-20	LG	Bik				
Stanley, Chad	69	2,737	39.7	9	20	70	2				
Richey, Wade	4	146	36.5	0	1	45	0				
49ERS	73	2,883	38.4	9	21	66	0				
OPPONENTS	69	2,714	39.3	10	24	75	0				
PASSING	Att	Comp	Pct	Yds	LG	TD	Int	QB			
Garcia, Jeff	375	225	60.0	2,544	62	11	11	77.9			
Stenstrom, Steve	100	54	54.0	536	32	0	4	52.8			
Young, Steve	84	45	53.6	446	53	3	4	60.9			
Rice, Jerry	1	0	0.0	0	0	0	0	39.6			
49ERS	560	324	57.9	3,526	62	14	19	70.7			
OPPONENTS	521	317	60.8	4,295	80t	36	13	99.9			



2000 (6-10)

Steve Mariucci, Coach

L	28	at Atlanta (54,626), S-3	36
L	22	Carolina (66,879), S-10	38
L	24	at St. Louis (65,945), S-17	41
W	41	at Dallas (64,127), S-24	24
W	27	Arizona (66,985), O-1	20
L	28	Oakland (68,344), O-8	(OT) 34
L	28	at Green Bay (59,870), O-15	31
L	16	at Carolina (73,169), O-22	34
L	24	St. Louis (68,109), O-29	34
L	15	at New Orleans (64,900), N-5	31
W	21	Kansas City (68,002), N-12	7
W	16	Atlanta (67,447), N-19	6
-	-	BYE, N-26	-
W	45	at San Diego (57,255), D-3	17
L	27	New Orleans (67,892), D-10	31
W	17	Chicago (68,306), D-17	0
L	9	at Denver (76,098), D-23	38
388			422

TEAM STATISTICS

	49ers	Opp
TOTAL FIRST DOWNS	334	347
By Rushing	98	110
By Passing	211	194
By Penalties	25	43
TOTAL YARDS GAINED	6,040	5,709
By Rushing	1,801	1,794
By Passing	4,239	3,915
TOTAL PLAYS FROM SCRIMMAGE	1,024	1,031
Rushes	416	435
Average Gain Per Rush	4.3	4.1
NET YARDS PASSING	4,239	3,915
Passes Attempted	583	558
Passes Completed	366	320
Percent Completed	62.8	57.4
Had Intercepted	10	13
Times Sacked	25	38
Lost Attempting to Pass	161	270
PUNTS	70	65
Total Yardage of Punts	2,727	2,773
Average Length	39.0	42.7
KICKOFF RETURNS	68	63
Total Yards Returned	1,299	1,358
Average Length of Return	19.1	21.6
PENALTIES	134	102
Yards Penalized	1,135	857
FUMBLES	22	19
Own Fumbles Recovered	13	8
Opponents' Fumbles Recovered	11	9
FIELD GOALS	15	26
Field Goals Attempted	22	31
TOTAL POINTS SCORED	388	422
Touchdowns Scored	49	49
Touchdowns Rushing	15	22
Touchdowns Passing	32	25
Touchdown Returns	2	2
Extra Points	43	46
Safeties	0	0
AVG. TIME OF POSSESSION	29:38	30:22

SCORING

	TDs	Ru	Pa	Int	Fu	KO	Pu	PAT	FG	S	Pts
Richey, Wade	0	0	0	0	0	0	0	43/45	15/22	0	88
Owens, Terrell	13	0	13	0	0	0	0	0/0	0/0	0	80
Garner, Charlie	10	7	3	0	0	0	0	0/0	0/0	0	60
Rice, Jerry	7	0	7	0	0	0	0	0/0	0/0	0	42
Beasley, Fred	6	3	3	0	0	0	0	0/0	0/0	0	36
Garcia, Jeff	4	4	0	0	0	0	0	0/0	0/0	0	24
Stokes, J.J.	3	0	3	0	0	0	0	0/0	0/0	0	20
Jackson, Terry	2	1	1	0	0	0	0	0/0	0/0	0	14
Clark, Greg	2	0	2	0	0	0	0	0/0	0/0	0	12
Montgomery, M.	1	0	0	1	0	0	0	0/0	0/0	0	6
Webster, Jason	1	0	0	1	0	0	0	0/0	0/0	0	6
49ERS	49	15	32	2	0	0	0	43/45	15/22	0	388
OPPONENTS	49	22	25	2	0	0	0	46/46	26/31	0	422

2-pt. conversions: T. Jackson, T. Owens, J.J. Stokes

Team: 3-4, Opponents: 2-2

Rookie Names in Italics

RUSHING

	Att	Yds	Avg	LG	TD
Garner, Charlie	258	1,142	4.4	42	7
Garcia, Jeff	72	414	5.8	33	4
Beasley, Fred	50	147	2.9	9	3
<i>Smith, Paul</i>	18	72	4.0	14	0
Owens, Terrell	3	11	3.7	5	0
Jackson, Terry	5	6	1.2	3	1
<i>Lewis, Jonas</i>	1	6	6.0	6	0
Stokes, J.J.	1	6	6.0	6	0
Jervy, Travis	1	0	0.0	0	0
Mirer, Rick	3	0	0.0	3	0
Streets, Tai	1	0	0.0	0	0
<i>Rattay, Tim</i>	2	-1	-0.5	0	0
Rice, Jerry	1	-2	-2.0	-2	0
49ERS	416	1,801	4.3	42	15
OPPONENTS	435	1,794	4.1	31	22

RECEIVING

	No	Yds	Avg	LG	TD
Owens, Terrell	97	1,451	15.0	69t	13
Rice, Jerry	75	805	10.7	68t	7
Garner, Charlie	68	647	9.5	62	3
Clark, Greg	38	342	9.0	34	2
Beasley, Fred	31	233	7.5	34	3
Stokes, J.J.	30	524	17.5	53	3
Streets, Tai	19	287	15.1	39	0
Jackson, Terry	5	48	9.6	16	1
<i>Smith, Paul</i>	2	55	27.5	47	0
Swift, Justin	1	8	8.0	8	0
49ERS	366	4,400	12.0	69t	32
OPPONENTS	320	4,185	13.1	78t	25

INTERCEPTIONS

	No	Yds	Avg	LG	TD
Bronson, Zack	3	75	25.0	43	0
Montgomery, Monty	3	68	22.7	46t	1
<i>Webster, Jason</i>	2	78	39.0	70t	1
<i>Peterson, Julian</i>	2	33	16.5	31	0
Prioleau, Pierson	1	13	13.0	13	0
Tubbs, Winfred	1	11	11.0	11	0
<i>Keith, John</i>	1	0	0.0	0	0
49ERS	13	278	21.4	70t	2
OPPONENTS	10	94	9.4	36t	2

KICKOFF RETURNS

	No	Yds	Avg	LG	TD
Williams, Kevin	30	536	17.9	33	0
<i>Lewis, Jonas</i>	9	168	18.7	26	0
<i>Smith, Paul</i>	9	167	18.6	28	0
Jervy, Travis	8	209	26.1	68	0
Streets, Tai	8	180	22.5	37	0
Jackson, Terry	1	9	9.0	19	0
<i>Milem, John</i>	1	13	13.0	13	0
Okefor, Chike	1	17	17.0	17	0
<i>Plummer, Ahmed</i>	1	0	0.0	0	0
49ERS	68	1,299	19.1	68	0
OPPONENTS	63	1,358	21.6	57	0

PUNT RETURNS

	No	FC	Yds	Avg	LG	TD
Williams, Kevin	26	13	220	8.5	25	0
49ERS	26	13	220	8.5	25	0
OPPONENTS	32	20	332	10.4	47	0

PUNTING

	No	Yds	Avg	TB	I-20	LG	Bik
Stanley, Chad	69	2,727	39.5	7	15	56	1
49ERS	70	2,727	39.0	7	15	56	1
OPPONENTS	65	2,773	42.7	10	16	66	0

PASSING

	Att	Comp	Pct	Yds	LG	TD	Int	QB
Garcia, Jeff	561	355	63.3	4,278	69t	31	10	97.6
Mirer, Rick	20	10	50.0	126	26	1	0	86.7
<i>Rattay, Tim</i>	1	1	100.0	-4	-4	0	0	79.2
Rice, Jerry	1	0	0.0	0	0	0	0	39.6
49ERS	583	366	62.8	4,400	69t	32	10	97.0
OPPONENTS	558	320	57.4	4,185	78t	25	13	86.4



2001 (12-4/12-5)

Steve Mariucci, Coach

W	16	Atlanta (65,989), S-9	(OT) 13
L	26	St. Louis (67,536), S-23	30
W	19	at New York Jets (78,722), MON /O-1	17
W	24	Carolina (66,944), SUN /O-7	14
W	37	at Atlanta (48,100), O-14	(OT) 31
-	-	BYE, O-21	-
L	31	at Chicago (66,944), O-28	(OT) 37
W	21	Detroit (67,605), N-4	13
W	28	New Orleans (68,083), N-11	27
W	25	at Carolina (72,665), N-18	(OT) 22
W	40	at Indianapolis (56,393), N-25	21
W	35	Buffalo (67,252), SUN /D-2	0
L	14	at St. Louis (66,218), D-9	27
W	21	Miami (68,223), D-16	0
W	13	Philadelphia (68,124), D-22	3
L	21	at Dallas (64,366), D-30	27
W	38	at New Orleans (70,020), J-6	0

409

282

NFC WILD CARD - JAN. 13

(at Green Bay - Lambeau Field)

L	15	at Green Bay (59,825)	25
---	----	-----------------------	----

TEAM STATISTICS

	49ers	Opp
TOTAL FIRST DOWNS	328	289
By Rushing	121	89
By Passing	184	179
By Penalties	23	21
TOTAL YARDS GAINED	5,689	4,954
By Rushing	2,244	1,571
By Passing	3,445	3,383
TOTAL PLAYS FROM SCRIMMAGE	1,041	988
Rushes	509	389
Average Gain Per Rush	4.3	4.1
NET YARDS PASSING	3,445	3,383
Passes Attempted	506	567
Passes Completed	318	332
Percent Completed	62.8	58.6
Had Intercepted	12	24
Times Sacked	26	32
Lost Attempting to Pass	114	220
PUNTS	69	72
Total Yardage of Punts	2,813	2,981
Average Length	40.8	41.4
KICKOFF RETURNS	61	68
Total Yards Returned	1,336	1,408
Average Length of Return	21.9	20.7
PENALTIES	82	95
Yards Penalized	669	812
FUMBLES	19	24
Own Fumbles Recovered	12	14
Opponents' Fumbles Recovered	10	7
FIELD GOALS	18	23
Field Goals Attempted	25	27
TOTAL POINTS SCORED	409	282
Touchdowns Scored	51	30
Touchdowns Rushing	16	9
Touchdowns Passing	32	18
Touchdown Returns	3	3
Extra Points	47	23
Safeties	0	1
AVG. TIME OF POSSESSION	31:49	28:11

SCORING	TDs	Ru	Pa	Int	Fu	KO	Pu	PAT	FG	S	Pts
Cortez, Jose	0	0	0	0	0	0	0	47/47	18/25	0	101
Owens, Terrell	16	0	16	0	0	0	0	0/0	0/0	0	96
Stokes, J.J.	7	0	7	0	0	0	0	0/0	0/0	0	42
Barlow, Kevan	5	4	1	0	0	0	0	0/0	0/0	0	30
Garcia, Jeff	5	5	0	0	0	0	0	0/0	0/0	0	30
Hearst, Garrison	5	4	1	0	0	0	0	0/0	0/0	0	30
Johnson, Eric	3	0	3	0	0	0	0	0/0	0/0	0	20
Jackson, Terry	3	1	2	0	0	0	0	0/0	0/0	0	18
Bronson, Zack	2	0	0	2	0	0	0	0/0	0/0	0	12

Rookie Names in Italics

(continued)

SCORING

	TDs	Ru	Pa	Int	Fu	KO	Pu	PAT	FG	S	Pts
Beasley, Fred	1	1	0	0	0	0	0	0/0	0/0	0	6
Peterson, Julian	1	0	0	0	1	0	0	0/0	0/0	0	6
Smith, Paul	1	1	0	0	0	0	0	0/0	0/0	0	6
Streets, Tai	1	0	1	0	0	0	0	0/0	0/0	0	6
Swift, Justin	1	0	1	0	0	0	0	0/0	0/0	0	6
49ERS	51	16	32	2	1	0	0	47/47	18/25	0	409
OPPONENTS	30	9	18	3	0	0	0	23/23	23/27	1	282

2-pt conversions: E. Johnson Team: 1-3, Opponents: 4-6

RUSHING

	Att	Yds	Avg	LG	TD
Hearst, Garrison	252	1,206	4.8	43t	4
Barlow, Kevan	125	512	4.1	25	4
Garcia, Jeff	72	254	3.5	25	5
Jackson, Terry	22	138	6.3	15	1
Beasley, Fred	23	73	3.2	16	1
Smith, Paul	4	27	6.8	13t	1
Owens, Terrell	4	21	5.3	12	0
Sutherland, Vinny	1	16	16.0	16	0
Baker, Jason	1	0	0.0	0	0
Rattay, Tim	5	-3	-0.6	1	0
49ERS	509	2,244	4.4	43t	16
OPPONENTS	389	1,571	4.0	39	9

RECEIVING

	No	Yds	Avg	Long	TD
Owens, Terrell	93	1,412	15.2	60t	16
Stokes, J.J.	54	585	10.8	47	7
Hearst, Garrison	41	347	8.5	60t	1
Johnson, Eric	40	362	9.1	24	3
Streets, Tai	28	345	12.3	52	1
Barlow, Kevan	22	247	11.2	61t	1
Beasley, Fred	16	99	6.2	15	0
Jackson, Terry	12	91	7.6	14	2
Swift, Justin	11	66	6.0	13	1
Sutherland, Vinny	1	5	5.0	5	0
49ERS	318	3,559	11.2	61t	32
OPPONENTS	332	3,603	10.9	63	18

INTERCEPTIONS

	No	Yds	Avg	Long	TD
Bronson, Zack	7	165	23.6	97t	2
Plummer Ahmed	7	45	6.4	24	0
Webster, Jason	3	61	20.3	31	0
Schulters, Lance	3	0	0.0	0	0
Winborn, Jamie	2	40	20.0	29	0
Holman, Rashad	1	19	19.0	19	0
Smith, Derek	1	0	0.0	0	0
49ERS	24	330	13.8	97t	2
OPPONENTS	12	232	19.3	74t	3

KICKOFF RETURNS

	No	Yds	Avg	Long	TD
Sutherland, Vinny	50	1,140	22.8	65	0
Wilson, Cedrick	6	127	21.2	34	0
Smith, Paul	3	37	12.3	16	0
Lewis, Jonas	2	32	16.0	19	0
49ERS	61	1,336	21.9	65	0
OPPONENTS	68	1,408	20.7	46	0

PUNT RETURNS

	No	FC	Yds	Avg	LG	TD
Sutherland, Vinny	21	19	147	7.0	19	0
Wilson, Cedrick	2	0	4	2.0	3	0
49ERS	23	19	151	6.6	19	0
OPPONENTS	34	14	290	8.5	34	0

PUNTING

	No	Yds	Avg	TB	I-20	LG	Bik
Baker, Jason	69	2,813	40.8	4	21	64	0
49ERS	69	2,813	40.8	4	21	64	0
OPPONENTS	72	2,981	41.4	12	25	68	1

PASSING

	Att	Comp	Pct	Yds	LG	TD	Int	QB
Garcia, Jeff	504	316	62.7	3,538	61t	32	12	94.8
Rattay, Tim	2	2	100.0	21	20	0	0	110.4
49ERS	506	318	62.8	3,559	61t	32	12	95.0
OPPONENTS	567	332	58.6	3,603	63	18	24	70.3



2002 (10-6/11-7)

NFC West Champions Steve Mariucci, Coach

W	16	at New York Giants (78,748), THU/S-5	13
L	14	Denver (67,685), S-15	24
W	20	Washington (67,541), S-22	10
—	—	BYE, S-29	—
W	37	St. Louis (67,853), O-6	13
W	28	at Seattle (66,420), MON/O-14	21
L	27	at New Orleans (67,903), O-20	35
W	38	Arizona (67,173), O-27	28
W	23	at Oakland (62,660), N-3	(OT) 20
W	17	Kansas City (67,881), N-10	13
L	17	at San Diego (67,161), N-17	(OT) 20
L	17	Philadelphia (67,919), MON/N-25	38
W	31	Seattle (67,594), D-1	24
W	31	at Dallas (64,097), D-8	27
L	14	Green Bay (67,947), D-15	20
W	17	at Arizona (44,051), D-21	14
L	20	at St. Louis (66,118), MON/D-30	31
367			351

NFC WILD CARD - JAN. 5

(at San Francisco - 3Com Park)

W	39	New York Giants (66,318)	38
---	----	--------------------------	----

NFC PLAYOFF - JAN. 12

(at Tampa Bay - Raymond James Stadium)

L	6	at Tampa Bay (65,599)	31
---	---	-----------------------	----

TEAM STATISTICS

	49ers	Opp
TOTAL FIRST DOWNS	342	307
By Rushing	141	96
By Passing	182	188
By Penalties	19	23
TOTAL YARDS GAINED	5,701	5,158
By Rushing	2,244	1,652
By Passing	3,457	3,506
TOTAL PLAYS FROM SCRIMMAGE	1,082	978
Rushes	489	394
Average Gain Per Rush	5.3	5.3
NET YARDS PASSING	3,457	3,506
Passes Attempted	571	552
Passes Completed	354	340
Percent Completed	62.0	61.6
Had Intercepted	10	19
Times Sacked	22	32
Lost Attempting to Pass	119	195
PUNTS	65	65
Total Yardage of Punts	2,493	2,699
Average Length	38.4	41.5
KICKOFF RETURNS	68	73
Total Yards Returned	1,386	1,665
Average Length of Return	20.4	22.8
PENALTIES	87	82
Yards Penalized	725	681
FUMBLES	15	24
Own Fumbles Recovered	8	16
Opponents' Fumbles Recovered	8	7
FIELD GOALS	26	22
Field Goals Attempted	36	30
TOTAL POINTS SCORED	367	351
Touchdowns Scored	41	41
Touchdowns Rushing	16	14
Touchdowns Passing	23	23
Touchdown Returns	2	4
Extra Points	39	39
Safeties	0	0
AVG. TIME OF POSSESSION	32:00	28:00

SCORING

	TDs	Ru	Pa	Int	Fu	KO	Pu	PAT	FG	S	Pts
Owens, Terrell	14	1	13	0	0	0	0	0/0	0/0	0	84
Cortez, Jose TM	0	0	0	0	0	0	0	25/25	18/24	0	79
Hearst, Garrison	9	8	1	0	0	0	0	0/0	0/0	0	56
Chandler, Jeff	0	0	0	0	0	0	0	14/14	8/12	0	38
Barlow, Kevan	5	4	1	0	0	0	0	0/0	0/0	0	30
Streets, Tai	5	0	5	0	0	0	0	0/0	0/0	0	30

Rookie Names in Italics

(continued)

SCORING

	TDs	Ru	Pa	Int	Fu	KO	Pu	PAT	FG	S	Pts
Garcia, Jeff	3	3	0	0	0	0	0	0/0	0/0	0	20
Beasley, Fred	1	0	1	0	0	0	0	0/0	0/0	0	6
Stokes, J.J.	1	0	1	0	0	0	0	0/0	0/0	0	6
Webster, Jason	1	0	0	1	0	0	0	0/0	0/0	0	6
Williams, Jimmy	1	0	0	0	0	0	1	0/0	0/0	0	6
Wilson, Cedrick	1	0	1	0	0	0	0	0/0	0/0	0	6

49ERS

41 16 23 1 0 0 1 39/39 26/36 0 367

OPPONENTS

41 14 23 0 1 1 2 39/39 22/30 0 351

2-pt conversions: J. Garcia, G. Hearst Team: 2-2, Opponents: 0-2

RUSHING

	Att	Yds	Avg	LG	TD
Hearst, Garrison	215	972	4.5	40	8
Barlow, Kevan	145	675	4.7	35	4
Garcia, Jeff	73	353	4.8	21t	3
Smith, Paul	18	90	5.0	16	0
Owens, Terrell	7	79	11.3	38t	1
Beasley, Fred	26	75	2.9	9	0
Rattay, Tim	5	0	0.0	5	0
49ERS	489	2,244	4.6	40	16
OPPONENTS	394	1,652	4.2	53	14

RECEIVING

	No	Yds	Avg	Long	TD
Owens, Terrell	100	1,300	13.0	76t	13
Streets, Tai	72	756	10.5	47t	5
Hearst, Garrison	48	317	6.6	16	1
Johnson, Eric	36	321	8.9	38	0
Stokes, J.J.	32	332	10.4	51	1
Beasley, Fred	22	152	6.9	25t	1
Wilson, Cedrick	15	166	11.1	22	1
Barlow, Kevan	14	136	9.7	29	1
Swift, Justin	10	63	6.3	11	0
Smith, Paul	5	33	6.6	11	0
49ERS	354	3,576	10.1	76t	23
OPPONENTS	340	3,701	10.9	58	23

INTERCEPTIONS

	No	Yds	Avg	Long	TD
Parrish, Tony	7	204	29.1	60	0
Heard, Ronnie	4	60	15.0	30	0
Bronson, Zack	3	28	9.3	20	0
Webster, Jason	1	37	37.0	37t	1
Hawthorne, Duane LG	1	15	15.0	15	0
Peterson, Julian	1	2	2.0	2	0
Holman, Rashad	1	1	1.0	1	0
Plummer, Ahmed	1	0	0.0	0	0
Stewart, Quincy	1	0	0.0	0	0
49ERS	19	332	17.5	60	1
OPPONENTS	10	54	5.4	36	0

KICKOFF RETURNS

	No	Yds	Avg	Long	TD
Williams, Jimmy	35	765	21.9	50	0
Robertson, Jamal	11	242	22.0	42	0
Wilson, Cedrick	10	195	19.5	37	0
Smith, Paul	7	107	15.3	28	0
Jackson, Eric	4	67	16.8	23	0
Kosier, Kyle	1	10	10.0	10	0
49ERS	68	1,386	20.4	50	0
OPPONENTS	73	1,665	22.8	84t	1

PUNT RETURNS

	No	FC	Yds	Avg	LG	TD
Williams, Jimmy	20	8	336	16.8	89t	1
Wilson, Cedrick	8	4	59	7.4	13	0
49ERS	28	12	395	14.1	89t	1
OPPONENTS	37	13	359	9.7	76t	2

PUNTING

	No	Yds	Avg	TB	I-20	LG	Bik
Baker, Jason TM	42	1,688	40.2	3	12	51	0
LaFleur, Bill	22	805	36.6	1	5	60	1
49ERS	64	2,493	38.4	4	17	60	1
OPPONENTS	65	2,699	41.5	5	17	64	0

PASSING

	Att	Comp	Pct	Yds	LG	TD	Int	QB
Garcia, Jeff	528	328	62.1	3,344	76t	21	10	85.6
Rattay, Tim	43	26	60.5	232	27t	2	0	90.5
49ERS	571	354	62.0	3,576	76t	23	10	86.0
OPPONENTS	552	340	61.6	3,701	58	23	19	80.9



2003 (7-9)

Dennis Erickson, Coach

W	49	Chicago (67,554), S-7	7
L	24	at St. Louis (65,990), S-14	(OT) 27
L	12	Cleveland (67,412), S-21	13
L	7	at Minnesota (64,111), S-28	35
W	24	Detroit (67,365), O-5	17
L	19	at Seattle (66,437), SUN /O-12	20
W	24	Tampa Bay (67,809), O-19	7
L	13	at Arizona (40,824), O-26	(OT) 16
W	30	St. Louis (67,812), N-2	10
-	-	BYE, N-9	-
W	30	Pittsburgh (67,877), MON /N-17	14
L	10	at Green Bay (70,250), N-23	20
L	6	at Baltimore (69,549), N-30	44
W	50	Arizona (66,975), D-7	14
L	38	at Cincinnati (64,666), D-14	41
W	31	at Philadelphia (67,866), D-21	(OT) 28
L	17	Seattle (67,840), D-27	24
384			337

TEAM STATISTICS		49ers	Opp
TOTAL FIRST DOWNS		313	292
By Rushing		118	99
By Passing		172	165
By Penalties		23	28
TOTAL YARDS GAINED		5,687	4,928
By Rushing		2,279	1,690
By Passing		3,408	3,238
TOTAL PLAYS FROM SCRIMMAGE		1,038	976
Rushes		499	420
Average Gain Per Rush		5.5	5.0
NET YARDS PASSING		3,408	3,238
Passes Attempted		511	514
Passes Completed		299	310
Percent Completed		58.5	60.3
Had Intercepted		15	23
Times Sacked		28	32
Lost Attempting to Pass		158	195
PUNTS		69	76
Total Yardage of Punts		2,629	2,975
Average Length		38.1	39.1
KICKOFF RETURNS		64	77
Total Yards Returned		1,327	1,641
Average Length of Return		20.7	21.3
PENALTIES		104	78
Yards Penalized		807	720
FUMBLES		24	23
Own Fumbles Recovered		14	9
Opponents' Fumbles Recovered		14	10
FIELD GOALS		26	17
Field Goals Attempted		37	26
TOTAL POINTS SCORED		384	337
Touchdowns Scored		44	41
Touchdowns Rushing		16	13
Touchdowns Passing		25	25
Touchdown Returns		3	3
Extra Points		38	40
Safeties		1	0
AVG. TIME OF POSSESSION		30:54	29:06

SCORING	TDs	Ru	Pa	Int	Fu	KO	Pu	PAT	FG	S	Pts
Peterson, Todd	0	0	0	0	0	0	0	22/23	12/15	0	58
Owens, Terrell	9	0	9	0	0	0	0	0/0	0/0	0	54
Barlow, Kevan	7	6	1	0	0	0	0	0/0	0/0	0	42
Garcia, Jeff	7	7	0	0	0	0	0	0/0	0/0	0	42
Streets, Tai	7	0	7	0	0	0	0	0/0	0/0	0	42
Pochman, Owen	0	0	0	0	0	0	0	9/10	8/15	0	33
Chandler, Jeff	0	0	0	0	0	0	0	7/8	6/7	0	25
Hearst, Garrison	4	3	1	0	0	0	0	0/0	0/0	0	24
Wilson, Cedrick	3	0	2	0	0	1	0	0/0	0/0	0	18
Lloyd, Brandon	2	0	2	0	0	0	0	0/0	0/0	0	14
Beasley, Fred	1	0	1	0	0	0	0	0/0	0/0	0	6
Harris, Kwame	1	0	0	1	0	0	0	0/0	0/0	0	6
Plummer, Ahmed	1	0	0	1	0	0	0	0/0	0/0	0	6

Rookie Names in Italics

(continued)

SCORING	TDs	Ru	Pa	Int	Fu	KO	Pu	PAT	FG	S	Pts
Walker, Aaron	1	0	1	0	0	0	0	0/0	0/0	0	6
Weaver, Jed	1	0	1	0	0	0	0	0/0	0/0	0	6
Ulbrich, Jeff	0	0	0	0	0	0	0	0/0	0/0	1	2
49ERS	44	16	25	2	0	1	0	38/41	26/37	1	384
OPPONENTS	41	13	25	3	0	0	0	40/40	17/26	0	337

2-pt conversions: B. Lloyd Team: 1-3, Opponents: 0-1

RUSHING	Att	Yds	Avg	LG	TD
Barlow, Kevan	201	1,024	5.1	78t	6
Hearst, Garrison	178	768	4.3	36	3
Garcia, Jeff	56	319	5.7	21t	7
Robertson, Jamal	32	136	4.3	23	0
Beasley, Fred	17	24	1.4	5	0
Battle, Amaz	2	14	7.0	9	0
LaFleur, Bill	1	0	0.0	0	0
Rattay, Tim	8	0	0.0	6	0
Owens, Terrell	3	-2	-.7	3	0
Wilson, Cedrick	1	-4	-4.0	-4	0
49ERS	499	2,279	4.6	78t	16
OPPONENTS	420	1,690	4.0	49t	13

RECEIVING	No	Yds	Avg	Long	TD
Owens, Terrell	80	1,102	13.8	75t	9
Streets, Tai	47	595	12.7	41t	7
Weaver, Jed	35	437	12.5	30	1
Wilson, Cedrick	35	396	11.3	29	2
Barlow, Kevan	35	307	8.8	48	1
Hearst, Garrison	25	211	8.4	26	1
Beasley, Fred	19	184	9.7	32	1
Lloyd, Brandon	14	212	15.1	44	2
Walker, Aaron	8	116	14.5	26	1
Garcia, Jeff	1	6	6.0	6	0
49ERS	299	3,566	11.9	75t	25
OPPONENTS	310	3,544	11.4	75t	25

INTERCEPTIONS	No	Yds	Avg	Long	TD
Parrish, Tony	9	202	22.4	49	0
Plummer, Ahmed	4	85	21.3	68t	1
Rumph, Mike	3	19	6.3	12	0
Peterson, Julian	2	31	15.5	31	0
Bronson, Zack	1	22	22.0	22	0
Webster, Jason	1	17	17.0	17	0
Ulbrich, Jeff	1	7	7.0	7	0
Williams, Jimmy	1	6	6.0	6	0
Heard, Ronnie	1	0	0.0	0	0
49ERS	23	389	16.9	68t	1
OPPONENTS	15	291	19.4	65	1

KICKOFF RETURNS	No	Yds	Avg	Long	TD
Wilson, Cedrick	37	836	22.6	95t	1
Williams, Jimmy	11	207	18.8	41	0
Bruce, Arland	6	125	20.8	29	0
Battle, Amaz	5	88	17.6	21	0
Lloyd, Brandon	2	32	16.0	21	0
Moran, Sean	2	35	17.5	19	0
Gutierrez, Brock	1	4	4.0	4	0
49ERS	64	1,327	20.7	95t	1
OPPONENTS	77	1,641	21.3	75	0

PUNT RETURNS	No	FC	Yds	Avg	LG	TD
Williams, Jimmy	35	10	240	6.9	20	0
Bruce, Arland	4	2	24	6.0	18	0
Wilson, Cedrick	1	3	12	12.0	12	0
49ERS	40	15	276	6.9	20	0
OPPONENTS	28	15	258	9.2	81t	1

PUNTING	No	Yds	Avg	TB	I-20	LG	Bik
LaFleur, Bill	68	2,629	38.7	3	17	56	1
49ERS	68	2,629	38.1	3	17	56	1
OPPONENTS	76	2,975	39.1	3	16	58	1

PASSING	Att	Comp	Pct	Yds	LG	TD	Int	QB
Garcia, Jeff	392	225	57.4	2,704	75t	18	13	80.1
Rattay, Tim	118	73	61.9	856	61t	7	2	96.6
Wilson, Cedrick	1	1	100.0	6	6	0	0	91.7
49ERS	511	299	58.5	3,566	75t	25	15	84.0
OPPONENTS	514	310	60.3	3,544	75t	25	23	78.6



2004 (2-14)

Dennis Erickson, Coach

L	19	Atlanta (65,584), S-12	21
L	27	at New Orleans (64,900), S-19	30
L	0	at Seattle (66,709), S-26	34
L	14	St. Louis (66,696), SUN /O-3	24
W	31	Arizona (62,836), O-10	(OT) 28
L	14	at New York Jets (78,189), O-17	22
-	-	BYE, O-24	-
L	13	at Chicago (62,054), SUN /O-31	23
L	27	Seattle (64,423), N-7	42
L	27	Carolina (63,618), N-14	37
L	3	at Tampa Bay (65,234), N-21	35
L	17	Miami (66,156), N-28	24
L	6	at St. Louis (65,793), D-5	16
W	31	at Arizona (35,069), D-12	(OT) 28
L	16	Washington (65,710), SAT /D-19	26
L	7	Buffalo (63,248), D-26	41
L	7	at New England (68,756), J-2	21
259			452

TEAM STATISTICS

	49ers	Opp
TOTAL FIRST DOWNS	280	322
By Rushing	83	121
By Passing	172	179
By Penalties	25	22
TOTAL YARDS GAINED	4,585	5,481
By Rushing	1,449	1,995
By Passing	3,136	3,486
TOTAL PLAYS FROM SCRIMMAGE	1,026	1,014
Rushes	413	495
Average Gain Per Rush	4.5	5.4
NET YARDS PASSING	3,136	3,486
Passes Attempted	561	490
Passes Completed	325	308
Percent Completed	57.9	62.9
Had Intercepted	21	9
Times Sacked	52	29
Lost Attempting to Pass	319	194
PUNTS	96	80
Total Yardage of Punts	3,990	3,268
Average Length	41.6	40.9
KICKOFF RETURNS	84	56
Total Yards Returned	1,716	1,119
Average Length of Return	20.4	20.0
PENALTIES	103	107
Yards Penalized	859	867
FUMBLES	33	24
Own Fumbles Recovered	14	12
Opponents' Fumbles Recovered	12	19
FIELD GOALS	18	25
Field Goals Attempted	22	29
TOTAL POINTS SCORED	259	452
Touchdowns Scored	30	54
Touchdowns Rushing	10	22
Touchdowns Passing	17	27
Touchdown Returns	3	5
Extra Points	23	51
Safeties	1	0
AVG. TIME OF POSSESSION	29:00	31:00

SCORING	TDs	Ru	Pa	Int	Fu	KO	Pu	PAT	FG	S	Pts
Peterson, Todd	0	0	0	0	0	0	0	23/23	18/22	0	77
Barlow, Kevan	7	7	0	0	0	0	0	0/0	0/0	0	42
Lloyd, Brandon	6	0	6	0	0	0	0	0/0	0/0	0	38
Conway, Curtis	3	0	3	0	0	0	0	0/0	0/0	0	20
Wilson, Cedrick	3	0	3	0	0	0	0	0/0	0/0	0	18
Hicks, Maurice	2	2	0	0	0	0	0	0/0	0/0	0	12
Johnson, Eric	2	0	2	0	0	0	0	0/0	0/0	0	12
Battle, Arnaz	1	0	0	0	0	1	0	0/0	0/0	0	6
Bush, Steve LG	1	0	1	0	0	0	0	0/0	0/0	0	6
Carpenter, Dwaine	1	0	0	0	0	1	0	0/0	0/0	0	6
Robertson, Jamal TM	1	1	0	0	0	0	0	0/0	0/0	0	6
Smith, Derek	1	0	0	0	0	1	0	0/0	0/0	0	6
Woods, Rashaun	1	0	1	0	0	0	0	0/0	0/0	0	6
Rattay, Tim	0	0	0	0	0	0	0	0/0	0/0	0	2
49ERS	30	10	17	0	0	3	0	23/23	18/22	1	259
OPPONENTS	54	22	27	0	0	5	0	51/51	25/29	0	452

2-pt. conversions: C. Conway, B. Lloyd, T. Rattay

Team: 3-6, Opponents: 1-3

Rookie Names in Italics

RUSHING	No	Yds	Avg	Long	TD
Barlow, Kevan	244	822	3.4	60	7
Hicks, Maurice	96	362	3.8	35	2
Jackson, Terry	26	101	3.9	13	0
Robertson, Jamal TM	16	71	4.4	16	1
Rattay, Tim	12	55	4.6	15	0
Beasley, Fred	9	15	1.7	4	0
Dorsey, Ken	5	7	1.4	3	0
Wilson, Cedrick	1	6	6.0	6	0
Battle, Arnaz	2	5	2.5	7	0
<i>Pickett, Cody</i>	1	5	5.0	5	0
Isom, Jasen	1	0	0.0	0	0
49ERS	413	1,449	3.5	60	10
OPPONENTS	495	1,995	4.0	29	22

RECEIVING	No	Yds	Avg	Long	TD
Johnson, Eric	82	825	10.1	25	2
Wilson, Cedrick	47	641	13.6	39	3
Lloyd, Brandon	43	565	13.1	52	6
Conway, Curtis	38	403	10.6	37	3
Barlow, Kevan	35	212	6.1	15	0
Jackson, Terry	21	139	6.6	22	0
Hicks, Maurice	16	154	9.6	19	0
Walker, Aaron	10	115	11.5	30	0
Beasley, Fred	10	44	4.4	9	0
Battle, Arnaz	8	143	17.9	65	0
<i>Woods, Rashaun</i>	7	160	22.9	59	1
Robertson, Jamal TM	4	34	8.5	14	0
Bush, Steve LG	2	10	5.0	6	1
Bush, Steve TM	2	10	5.0	6	1
Ware, Kevin	1	9	9.0	9	0
Isom, Jasen	1	1	1.0	1	0
49ERS	325	3,455	10.6	65	16
OPPONENTS	308	3,680	11.9	60	27

INTERCEPTIONS	No	Yds	Avg	Long	TD
Parrish, Tony	4	64	16.0	26	0
Carpenter, Dwaine	1	31	31.0	31	0
Ulbrich, Jeff	1	19	19.0	19	0
Heard, Ronnie	1	14	14.0	14	0
Winborn, Jamie	1	1	1.0	1	0
<i>Adams, Mike</i>	1	0	0.0	0	0
49ERS	9	129	14.3	31	0
OPPONENTS	21	479	22.8	85	4

KICKOFF RETURNS	No	Yds	Avg	Long	TD
Hicks, Maurice	31	623	20.1	35	0
Robertson, Jamal TM	25	560	22.4	37	0
Battle, Arnaz	13	257	19.8	40	0
Wilson, Cedrick	10	196	19.6	36	0
Williams, Jimmy	3	58	19.3	23	0
Jackson, Terry	2	22	11.0	14	0
49ERS	84	1,716	20.4	40	0
OPPONENTS	56	1,119	20.0	73	0

PUNT RETURNS	Ret	FC	Yds	Avg	Long	TD
Battle, Arnaz	31	20	266	8.6	71t	1
Wilson, Cedrick	2	1	21	10.5	13	0
Fleck, P.J.	1	0	10	10.0	10	0
Peterson, Julian	1	0	6	6.0	6	0
49ERS	35	21	303	8.7	71t	1
OPPONENTS	51	17	445	8.7	35	0

PUNTING	No	Yds	Avg	Net	TB	I-20	Lg	B
Lee, Andy	96	3,990	41.6	35.3	8	25	81	0
49ERS	96	3,990	41.6	35.3	8	25	81	0
OPPONENTS	79	3,268	40.9	35.8	5	28	61	1

PASSING	Att	Comp	Pct	Yds	LG	TD	Int	QB
Rattay, Tim	325	198	60.9	2,169	65	10	10	78.1
<i>Dorsey, Ken</i>	226	123	54.4	1,231	59	6	9	62.4
<i>Pickett, Cody</i>	10	4	40.0	55	18	0	2	18.8
49ERS	561	325	57.9	3,455	65	16	21	69.9
OPPONENTS	490	308	62.9	3,680	60	27	9	96.5



2005 (4-12)

Mike Nolan, Coach

W	28	St. Louis (67,918), S-11	25
L	3	at Philadelphia (67,727), S-18	42
L	31	Dallas (68,247), S-25	34
L	14	at Arizona in MC (103,467), SUN /0-2	31
L	3	Indianapolis (68,084), O-9	28
-	-	BYE, O-16	-
L	17	at Washington (90,224), O-23	52
W	15	Tampa Bay (63,358), O-30	10
L	6	New York Giants (63,820), N-6	24
L	9	at Chicago (62,153), N-13	17
L	25	Seattle (63,590), N-20	27
L	22	at Tennessee (69,149), N-27	33
L	10	Arizona (60,439), D-4	17
L	3	at Seattle (66,690), D-11	41
L	9	at Jacksonville (64,764), D-18	10
W	24	at St. Louis (65,473), D-24	20
W	20	Houston (67,970), J-1	(OT) 17
239			428

TEAM STATISTICS		49ers	Opp
TOTAL FIRST DOWNS		191	335
By Rushing		70	115
By Passing		96	205
By Penalties		25	15
TOTAL YARDS GAINED		3,587	6,259
By Rushing		1,689	1,832
By Passing		1,898	4,427
TOTAL PLAYS FROM SCRIMMAGE		865	1,090
Rushes		428	486
Average Gain Per Rush		4.1	5.7
NET YARDS PASSING		1,898	4,427
Passes Attempted		389	576
Passes Completed		204	374
Percent Completed		52.4	64.9
Had Intercepted		21	16
Times Sacked		48	28
Lost Attempting to Pass		292	193
PUNTS		108	71
Total Yardage of Punts		4,447	2,846
Average Length		41.2	40.1
KICKOFF RETURNS		81	48
Total Yards Returned		1,540	960
Average Length of Return		19.0	20.0
PENALTIES		106	120
Yards Penalized		780	961
FUMBLES		31	18
Own Fumbles Recovered		17	8
Opponents' Fumbles Recovered		10	14
FIELD GOALS		26	29
Field Goals Attempted		29	36
TOTAL POINTS SCORED		239	428
Touchdowns Scored		23	49
Touchdowns Rushing		9	19
Touchdowns Passing		8	28
Touchdown Returns		6	2
Extra Points		21	43
Field Goals		26	29
Safeties		0	0
AVG. TIME OF POSSESSION		27:18	32:42

SCORING	TDs	Ru	Pa	Int	Fu	KO	Pu	PAT	FG	S	Pts
Nedney, Joe	0	0	0	0	0	0	0	19/19	26/28	0	97
Lloyd, Brandon	5	0	5	0	0	0	0	0/0	0/0	0	30
Barlow, Kevan	3	3	0	0	0	0	0	0/0	0/0	0	18
Battle, Arnaz	3	0	3	0	0	0	0	0/0	0/0	0	18
Gore, Frank	3	3	0	0	0	0	0	0/0	0/0	0	18
Hicks, Maurice	3	3	0	0	0	0	0	0/0	0/0	0	18
Adams, Mike	1	0	0	1	0	0	0	0/0	0/0	0	6
Amey, Fred	1	0	0	0	0	0	1	0/0	0/0	0	6
Johnson, Derrick	1	0	0	0	1	0	0	0/0	0/0	0	6
Parrish, Tony	1	0	0	1	0	0	0	0/0	0/0	0	6
Smith, Derek	1	0	0	0	1	0	0	0/0	0/0	0	6
Spencer, Shawntae	1	0	0	1	0	0	0	0/0	0/0	0	6

Rookie Names in Italics

(continued)

SCORING	TDs	Ru	Pa	Int	Fu	KO	Pu	PAT	FG	S	Pts
Cortez, Jose TM	0	0	0	0	0	0	0	2/2	0/1	0	2
Jackson, Terry	0	0	0	0	0	0	0	0/0	0/0	0	2
49ERS	23	9	8	3	2	0	1	21/21	26/29	0	239
OPPONENTS*	49	19	28	1	0	0	0	43/44	29/36	0	428

2-pt conversions: Jackson, Team: 1-2, Opponents: 2-5

*ret blkld FGA

RUSHING	No	Yds	Avg	Long	TD
Gore, Frank	127	608	4.8	72t	3
Barlow, Kevan	176	581	3.3	29	3
Hicks, Maurice	59	308	5.2	73t	3
Smith, Alex	30	103	3.4	19	0
Pickett, Cody	13	42	3.2	12	0
Rattay, Tim TM	7	18	2.6	13	0
Battle, Arnaz	8	11	1.4	9	0
Dorsey, Ken	4	11	2.8	6	0
Jackson, Terry	2	11	5.5	11	0
Hetherington, Chris	1	3	3.0	3	0
Marshall, Rasheed	1	-7	-7.0	-7	0
49ERS	428	1,689	3.9	73t	9
OPPONENTS	486	1,832	3.8	40	19

RECEIVING	No	Yds	Avg	Long	TD
Lloyd, Brandon	48	733	15.3	89t	5
Battle, Arnaz	32	363	11.3	39	3
Barlow, Kevan	31	241	7.8	24	0
Morton, Johnnie	21	288	13.7	30	0
Gore, Frank	15	131	8.7	47	0
Hicks, Maurice	12	47	3.9	11	0
Jackson, Terry	10	67	6.7	12	0
Jones, Terry LG	9	76	8.4	21	0
Jones, Terry TM	9	76	8.4	21	0
McAddley, Jason	7	125	17.9	38	0
Bajema, Billy	5	54	10.8	24	0
Hetherington, Chris	5	26	5.2	11	0
Bush, Steve	3	21	7.0	10	0
Smith, Trent	3	7	2.3	6	0
Beasley, Fred	2	12	6.0	6	0
Marshall, Rasheed	1	-1	-1.0	-1	0
49ERS	204	2,190	10.7	89t	8
OPPONENTS	374	4,620	12.4	78t	28

INTERCEPTIONS	No	Yds	Avg	Long	TD
Spencer, Shawntae	4	85	21.3	61t	1
Adams, Mike	4	36	9.0	40t	1
Parrish, Tony	2	34	17.0	34t	1
Thornton, Bruce	2	0	0.0	0	0
Emanuel, Ben	1	38	38.0	35	0
Smith, Derek	1	13	13.0	13	0
Moore, Brandon	1	12	12.0	12	0
Lewis, Keith	1	2	2.0	2	0
49ERS	16	220	13.8	61t	3
OPPONENTS	21	265	12.6	34	1

KICKOFF RETURNS	No	Yds	Avg	Long	TD
Hicks, Maurice	34	689	20.3	40	0
Marshall, Rasheed	26	488	18.8	29	0
Amey, Fred	14	241	17.2	25	0
McAddley, Jason	7	122	17.4	22	0
49ERS	81	1,540	19.0	40	0
OPPONENTS	48	960	20.0	35	0

PUNT RETURNS	Ret	FC	Yds	Avg	Long	TD
Marshall, Rasheed	17	10	87	5.1	13	0
Amey, Fred	11	2	125	11.4	75t	1
49ERS	28	12	212	7.6	75t	1
OPPONENTS	62	20	471	7.6	25	0

PUNTING	No	Yds	Avg	Net	TB	I-20	Lg	B
Lee, Andy	107	4,447	41.6	36.3	3	15	58	1
49ERS	107	4,447	41.6	36.3	3	15	58	1
OPPONENTS	71	2,846	40.1	33.7	12	22	56	1

PASSING	Att	Comp	Pct	Yds	LG	TD	Int	QB
Smith, Alex	165	84	50.9	875	47	1	11	40.8
Rattay, Tim TM	97	56	57.7	667	89t	5	6	70.3
Dorsey, Ken	90	48	53.3	481	44	2	2	66.9
Pickett, Cody	35	14	40.0	140	28	0	2	28.3
Battle, Arnaz	2	2	100.0	27	24	0	0	118.8
49ERS	389	204	52.4	2,190	21	8	89t	53.6
OPPONENTS	576	374	64.9	4,620	16	28	78t	94.2



2006 (7-9)

Mike Nolan, Coach

L	27	at Arizona (63,407), S-10	34
W	20	St. Louis (67,791), S-17	13
L	24	Philadelphia (68,166), S-24	38
L	0	at Kansas City (77,609), O-1	41
W	34	Oakland (68,368), O-8	20
L	19	San Diego (68,137), O-15	48
-	-	BYE, O-22	-
L	10	at Chicago (62,200), O-29	41
W	9	Minnesota (68,088), N-5	3
W	19	at Detroit (60,707), N-12	13
W	20	Seattle (68,367), N-19	14
L	17	at St. Louis (65,517), N-26	20
L	10	at New Orleans (68,241), D-3	34
L	19	Green Bay (68,539), D-10	30
W	24	at Seattle (67,650), THU/D-14	14
L	20	Arizona (67,751), D-24	26
W	26	at Denver (75,555), D-31 (OT)	23
298			412

TEAM STATISTICS		49ers	Opp
TOTAL FIRST DOWNS		243	326
By Rushing		97	107
By Passing		132	189
By Penalties		14	30
TOTAL YARDS GAINED		4,860	5,507
By Rushing		2,172	1,936
By Passing		2,688	3,571
TOTAL PLAYS FROM SCRIMMAGE		918	1,025
Rushes		439	473
Average Gain Per Rush		5.3	5.4
NET YARDS PASSING		2,688	3,571
Passes Attempted		444	518
Passes Completed		257	331
Percent Completed		57.9	63.9
Had Intercepted		16	14
Times Sacked		35	34
Lost Attempting to Pass		202	246
PUNTS		81	66
Total Yardage of Punts		3,625	2,794
Average Length		44.8	42.3
KICKOFF RETURNS		79	65
Total Yards Returned		1,907	1,373
Average Length of Return		24.1	21.1
PENALTIES		93	87
Yards Penalized		818	703
FUMBLES		24	23
Own Fumbles Recovered		8	10
Opponents' Fumbles Recovered		13	16
FIELD GOALS		29	30
Field Goals Attempted		35	32
TOTAL POINTS SCORED		298	412
Touchdowns Scored		30	46
Touchdowns Rushing		12	18
Touchdowns Passing		16	25
Touchdown Returns		2	3
Extra Points		29	46
Field Goals		29	30
Safety		1	0
AVG. TIME OF POSSESSION		28:37	31:23

SCORING	TDs	Ru	Pa	Int	Fu	KO	Pu	PAT	FG	S	Pts
Nedney, Joe	0	0	0	0	0	0	0	29/29	29/35	0	116
Gore, Frank	9	8	1	0	0	0	0	0/0	0/0	0	54
Battle, Arnaz	3	0	3	0	0	0	0	0/0	0/0	0	18
Bryant, Antonio	3	0	3	0	0	0	0	0/0	0/0	0	18
Davis, Vernon	3	0	3	0	0	0	0	0/0	0/0	0	18
Johnson, Eric	2	0	2	0	0	0	0	0/0	0/0	0	12
Norris, Moran	2	0	2	0	0	0	0	0/0	0/0	0	12
Robinson, Michael	2	2	0	0	0	0	0	0/0	0/0	0	12
Smith, Alex	2	2	0	0	0	0	0	0/0	0/0	0	12
Gilmore, Bryan	1	0	1	0	0	0	0	0/0	0/0	0	6

Rookie Names in Italics

(continued)

SCORING	TDs	Ru	Pa	Int	Fu	KO	Pu	PAT	FG	S	Pts
Harris, Walt	1	0	0	1	0	0	0	0/0	0/0	0	6
Hicks, Maurice	1	0	1	0	0	0	0	0/0	0/0	0	6
Oliver, Melvin	1	0	0	0	1	0	0	0/0	0/0	0	6
49ERS	30	12	16	1	1	0	0	29/29	29/35	1	298
OPPONENTS	46	18	25	1	1	0	1	46/46	30/32	0	412

2-pt conversions: Team: 0-1, Opponents: 0-0

RUSHING	No	Yds	Avg	Long	TD
Gore, Frank	312	1,695	5.4	72	8
Smith, Alex	44	147	3.3	22	2
Robinson, Michael	38	116	3.1	33	2
Gilmore, Bryan	7	94	13.4	22	0
Hicks, Maurice	29	82	2.8	9	0
Battle, Arnaz	5	25	5.0	18	0
Norris, Moran	2	8	4.0	4	0
Davis, Vernon	2	5	2.5	9	0
49ERS	439	2,172	4.9	72	12
OPPONENTS	473	1,936	4.1	71t	18

RECEIVING	No	Yds	Avg	Long	TD
Gore, Frank	61	485	8.0	39	1
Battle, Arnaz	59	686	11.6	56	3
Bryant, Antonio	40	733	18.3	72t	3
Johnson, Eric	34	292	8.6	26	2
Davis, Vernon	20	265	13.3	52t	3
Hicks, Maurice	13	137	10.5	33t	1
Robinson, Michael	9	47	5.2	12	0
Gilmore, Bryan	8	150	18.8	75	1
Norris, Moran	5	36	7.2	32t	2
Jacobs, Taylor	4	29	7.3	10	0
Walker, Delanie	2	30	15.0	29	0
Hetherington, Chris	2	0	0.0	0	0
49ERS	257	2,890	11.2	75	16
OPPONENTS	331	3,817	11.5	74	25

INTERCEPTIONS	No	Yds	Avg	Long	TD
Harris, Walt	8	84	10.5	42	1
Lewis, Keith	2	24	12.0	24	0
Williams, Chad	1	43	43.0	43	0
Roman, Mark	1	27	27.0	27	0
Lawson, Manny	1	0	0.0	0	0
Spencer, Shawntae	1	0	0.0	0	0
49ERS	14	178	12.7	43	1
OPPONENTS	16	213	13.3	70t	1

KICKOFF RETURNS	No	Yds	Avg	Long	TD
Hicks, Maurice	57	1,428	25.1	64	0
Williams, Brandon	16	380	23.8	44	0
Robinson, Michael	4	73	18.3	19	0
Norris, Moran	1	1	1.0	1	0
Walker, Delanie	1	25	25.0	25	0
49ERS	79	1,907	24.1	64	0
OPPONENTS	65	1,373	21.1	47	0

PUNT RETURNS	Ret	FC	Yds	Avg	Long	TD
Williams, Brandon	22	12	147	6.7	25	0
Battle, Arnaz	6	7	90	15.0	60	0
49ERS	28	19	237	8.5	60	0
OPPONENTS	35	19	462	13.2	60t	1

PUNTING	No	Yds	Avg	Net	TB	I-20	Lg	B
Lee, Andy	81	3,625	44.8	36.8	9	22	66	0
49ERS	81	3,625	44.8	36.8	9	22	66	0
OPPONENTS	66	2,794	42.3	36.6	7	23	65	1

PASSING	Att	Comp	Pct	Yds	LG	TD	Int	QB
Smith, Alex	442	257	58.1	2,890	75	16	16	74.8
Battle, Arnaz	1	0	0.0	0	0	0	0	39.6
Robinson, Michael	1	0	0.0	0	0	0	0	39.6
49ERS	444	257	57.9	2,890	75	16	16	74.4
OPPONENTS	518	331	63.9	3,817	74	25	14	90.9



2007 (5-11)

Mike Nolan, Coach

W	20	Arizona (68,111), MON /S-10	17
W	17	at St. Louis (65,295), S-16	16
L	16	at Pittsburgh (64,313), S-23	37
L	3	Seattle (67,651), S-30	23
L	7	Baltimore (67,885), O-7	9
-	-	BYE, O-14	-
L	15	at New York Giants (78,912), O-21	33
L	10	New Orleans (68,244), O-28	31
L	16	at Atlanta (66,049), N-4	20
L	0	at Seattle (68,331), MON /N-12	24
L	9	St. Louis (68,039), N-18	13
W	37	at Arizona (64,483), N-25 (OT)	31
L	14	at Carolina (73,191), D-2	31
L	7	Minnesota (68,050), D-9	27
W	20	Cincinnati (68,053), SAT /D-15	13
W	21	Tampa Bay (68,193), SUN /D-23	19
L	7	at Cleveland (73,041), D-30	20
219			364

TEAM STATISTICS		49ers	Opp
TOTAL FIRST DOWNS		218	308
By Rushing		65	94
By Passing		140	187
By Penalties		13	27
TOTAL YARDS GAINED		3,797	5,539
By Rushing		1,477	1,896
By Passing		2,320	3,643
TOTAL PLAYS FROM SCRIMMAGE		925	1,078
Rushes		357	504
Average Gain Per Rush		4.1	3.8
NET YARDS PASSING		2,320	3,643
Passes Attempted		513	543
Passes Completed		274	345
Percent Completed		53.4	63.5
Had Intercepted		17	12
Times Sacked		55	31
Lost Attempting to Pass		365	183
PUNTS		105	89
Total Yardage of Punts		4,968	3,644
Average Length		47.3	40.9
KICKOFF RETURNS		73	45
Total Yards Returned		1,702	982
Average Length of Return		23.3	21.8
PENALTIES		97	89
Yards Penalized		702	661
FUMBLES		36	17
Own Fumbles Recovered		19	7
Opponents' Fumbles Recovered		10	17
FIELD GOALS		17	31
Field Goals Attempted		19	35
TOTAL POINTS SCORED		219	364
Touchdowns Scored		24	39
Touchdowns Rushing		8	9
Touchdowns Passing		15	24
Touchdown Returns		1	6
Extra Points		22	37
Field Goals		17	31
Safeties		1	0

AVG. TIME OF POSSESSION 26:51 33:09

SCORING	TDs	Ru	Pa	Int	Fu	KO	Pu	PAT	FG	S	Pts
Nedney, Joe	0	0	0	0	0	0	0	22/22	17/19	0	73
Battle, Arnaz	6	1	5	0	0	0	0	0/0	0/0	0	36
Gore, Frank	6	5	1	0	0	0	0	0/0	0/0	0	36
Davis, Vernon	4	0	4	0	0	0	0	0/0	0/0	0	24
Jackson, Darrell	3	0	3	0	0	0	0	0/0	0/0	0	18
Banta-Cain, Tully	1	0	0	0	1	0	0	0/0	0/0	0	6
Hicks, Maurice	1	1	0	0	0	0	0	0/0	0/0	0	6
Hill, Shaun	1	1	0	0	0	0	0	0/0	0/0	0	6
Jacobs, Taylor	1	0	1	0	0	0	0	0/0	0/0	0	6
Team	0	0	0	0	0	0	0	0/0	0/0	0	2
49ERS	24	8	15	0	1	0	0	22/22	17/19	1	219
OPPONENTS	39	9	24	3	1	1	1	37/38	31/35	0	364

2-pt. conversions: Team: 0-1, Opponents: 0-1

Rookie Names in Italics

RUSHING	No	Yds	Avg	Long	TD			
Gore, Frank	260	1,102	4.2	43t	5			
Robinson, Michael	26	121	4.7	28	0			
Hicks, Maurice	21	117	5.6	18	1			
Smith, Alex	13	89	6.8	25	0			
Dilfer, Trent	10	25	2.5	11	0			
Norris, Moran	7	17	2.4	6	0			
Hill, Shaun	12	14	1.2	12	1			
Battle, Arnaz	4	4	1.0	8	1			
Keasey, Zak	2	4	2.0	3	0			
Gilmore, Bryan	1	-8	-8.0	-8	0			
Jacobs, Taylor TM	1	-8	-8.0	-8	0			
49ERS	357	1,477	4.1	43t	8			
OPPONENTS	504	1,896	3.8	84t	9			
RECEIVING	No	Yds	Avg	Long	TD			
Gore, Frank	53	436	8.2	23t	1			
Davis, Vernon	52	509	9.8	31	4			
Battle, Arnaz	50	600	12.0	57t	5			
Jackson, Darrell	46	497	10.8	34	3			
Walker, Delanie	21	174	8.3	26	1			
Hicks, Maurice	14	86	6.1	11	0			
Robinson, Michael	11	73	6.6	20	0			
Lelie, Ashley	10	115	11.5	47	0			
Gilmore, Bryan	7	111	15.9	42	0			
Norris, Moran	6	38	6.3	13	0			
Jacobs, Taylor TM	3	40	13.3	21t	1			
Hill, Jason	1	6	6.0	6	0			
49ERS	274	2,685	9.8	57t	15			
OPPONENTS	345	3,826	11.1	65	24			
INTERCEPTIONS	No	Yds	Avg	Long	TD			
Clements, Nate	4	74	18.5	62	0			
Harris, Walt	4	42	10.5	23	0			
Lewis, Michael M.	2	18	9.0	18	0			
Smith, Derek	1	4	4.0	4	0			
Spencer, Shawntae	1	0	0.0	0	0			
49ERS	12	138	11.5	62	0			
OPPONENTS	17	298	17.5	73t	3			
KICKOFF RETURNS	No	Yds	Avg	Long	TD			
Hicks, Maurice	63	1,502	23.8	55	0			
Lewis, Michael L.	5	86	17.2	24	0			
Walker, Delanie	3	63	21.0	30	0			
Robinson, Michael	2	51	25.5	30	0			
49ERS	73	1,702	23.3	55	0			
OPPONENTS	45	982	21.8	98t	1			
PUNT RETURNS	Ret	FC	Yds	Avg	Long	TD		
Lewis, Michael L.	44	4	336	7.6	51	0		
Clements, Nate	7	0	115	16.4	41	0		
Williams, Brandon TM	5	5	32	6.4	12	0		
49ERS	56	9	483	8.6	51	0		
OPPONENTS	53	16	402	7.6	76t	1		
PUNTING	No	Yds	Avg	Net	TB	I-20	Lg	B
Lee, Andy	105	4,968	47.3	41.0	13	42	74	0
49ERS	105	4,968	47.3	41.0	13	42	74	0
OPPONENTS	89	3,644	40.9	33.9	7	26	63	1
PASSING	Att	Comp	Pct	Yds	LG	TD	Int	QB
Dilfer, Trent	219	113	51.6	1,166	57t	7	12	55.1
Smith, Alex	193	94	48.7	914	45	2	4	57.2
Hill, Shaun	79	54	68.4	501	26	5	1	101.3
Weinke, Chris	22	13	59.1	104	21	1	0	86.2
49ERS	513	274	53.4	2,685	57t	15	17	64.3
OPPONENTS	543	345	63.5	3,826	65	24	12	89.9



2008 (7-9)

*Coach**

L	13	Arizona (67,186), S-7	23
W	33	at Seattle (67,951), S-14	(OT) 30
W	31	Detroit (67,249), S-21	13
L	17	at New Orleans (70,008), S-28	31
L	21	New England (67,650), O-5	30
L	26	Philadelphia (67,640), O-12	40
L	17	at New York Giants (78,676), O-19	29
L	13	Seattle (67,504), O-26	34
-	-	BYE, N-2	-
L	24	at Arizona (64,519), MON /N-10	29
W	35	St. Louis (67,573), N-16	16
L	22	at Dallas (63,272), N-23	35
W	10	at Buffalo (70,988), N-30	3
W	24	New York Jets (67,782), D-7	14
L	9	at Miami (65,893), D-14	14
W	17	at St. Louis (54,948), D-21	16
W	27	Washington (67,519), D-28	24

339

381

* Mike Nolan was fired after 7 games and Mike Singletary was appointed his successor.

TEAM STATISTICS		49ers	Opp
TOTAL FIRST DOWNS		287	293
Rushing		83	104
Passing		176	170
Penalty		28	19
TOTAL YARDS GAINED		4,978	5,216
By Rushing		1,599	1,709
By Passing		3,379	3,507
TOTAL PLAYS FROM SCRIMMAGE		961	1,027
Rushes		397	452
Average Gain Per Rush		4.0	3.8
NET YARDS PASSING		3,379	3,507
Passes Attempted		509	545
Passes Completed		309	331
Percent Completed		60.7	60.7
Had Intercepted		19	22
Times Sacked		55	30
Lost Attempting to Pass		345	161
PUNTS		67	72
Total Yardage of Punts		3,155	3,054
Average Length		47.1	42.4
KICKOFF RETURNS		76	65
Total Yards Returned		1,767	1,515
Average Length of Return		23.3	23.3
PENALTIES		98	111
Yards Penalized		732	869
FUMBLES		36	16
Own Fumbles Recovered		20	10
Opponents' Fumbles Recovered		6	16
FIELD GOALS		29	35
Field Goals Attempted		33	42
TOTAL POINTS SCORED		339	381
Touchdowns Scored		36	39
Touchdowns Rushing		10	14
Touchdowns Passing		21	22
Touchdown Returns		5	3
Extra Points		34	38
Field Goals		29	35
Safeties		0	2
AVG. TIME OF POSSESSION		29:22	30:38

SCORING	TDs	Ru	Pa	Int	Fu	KO	Pu	PAT	FG	S	Pts
Nedney, Joe	0	0	0	0	0	0	0	34/34	29/33	0	121
Gore, Frank	8	6	2	0	0	0	0	0/0	0/0	0	50
Bruce, Isaac	7	0	7	0	0	0	0	0/0	0/0	0	42
Johnson, Bryant	3	0	3	0	0	0	0	0/0	0/0	0	18
Morgan, Josh	3	0	3	0	0	0	0	0/0	0/0	0	18
Davis, Vernon	2	0	2	0	0	0	0	0/0	0/0	0	12
Foster, DeShaun	2	1	1	0	0	0	0	0/0	0/0	0	12
Hill, Jason	2	0	2	0	0	0	0	0/0	0/0	0	12
Hill, Shaun	2	2	0	0	0	0	0	0/0	0/0	0	12
Rossum, Allen	2	1	0	0	0	1	0	0/0	0/0	0	12
Clements, Nate#	1	0	0	0	1	0	0	0/0	0/0	0	6
Staley, Joe	1	0	0	0	1	0	0	0/0	0/0	0	6
Strickland, Donald*	1	0	0	0	1	0	0	0/0	0/0	0	6

Rookie Names in Italics

(continued)

SCORING	TDs	Ru	Pa	Int	Fu	KO	Pu	PAT	FG	S	Pts
Walker, Delanie	1	0	1	0	0	0	0	0/0	0/0	0	6
Willis, Patrick	1	0	0	1	0	0	0	0/0	0/0	0	6
49ERS	36	10	21	1	1	1	0	34/34	29/33	0	339
OPPONENTS	39	14	22	2	1	0	0	38/38	35/42	2	381

ret bckld punt, * ret bckld FG

RUSHING	No	Yds	Avg	Long	TD
Gore, Frank	240	1,036	4.3	41t	6
Foster, DeShaun	76	234	3.1	18	1
O'Sullivan, J.T.	30	145	4.8	18	0
Hill, Shaun	24	115	4.8	24	2
Robinson, Michael	19	50	2.6	10	0
Battle, Arnaz	1	18	18.0	18	0
Davis, Vernon	1	11	11.0	11	0
Hill, Jason	2	5	2.5	9	0
Rossum, Allen	1	1	1.0	1t	1
Bruce, Isaac	1	-3	-3.0	-3	0
Walker, Delanie	2	-13	-6.5	-3	0
49ERS	397	1,599	4.0	41t	10
OPPONENTS	452	1,709	3.8	50	14

RECEIVING	No	Yds	Avg	Long	TD
Bruce, Isaac	61	835	13.7	63	7
Johnson, Bryant	45	546	12.1	42	3
Gore, Frank	43	373	8.7	26	2
Davis, Vernon	31	358	11.5	57	2
Hill, Jason	30	317	10.6	33	2
Battle, Arnaz	24	318	13.3	36	0
Morgan, Josh	20	319	16.0	48t	3
Robinson, Michael	17	202	11.9	36	0
Foster, DeShaun	16	133	8.3	31	1
Walker, Delanie	10	155	15.5	53	1
Zeigler, Dominique	5	97	19.4	31	0
Keasey, Zak	3	25	8.3	12	0
Ryan, Sean	1	8	8.0	8	0
Bajema, Billy	2	34	17.0	29	0
Rossum, Allen	1	4	4.0	4	0
49ERS	309	3,724	12.1	63	21
OPPONENTS	331	3,668	11.1	81	22

INTERCEPTIONS	No	Yds	Avg	Long	TD
Harris, Walt	3	25	8.3	24	0
Spikes, Takeo	3	14	4.7	13	0
Clements, Nate	2	13	6.5	13	0
Brown, Tarell	2	1	0.5	1	0
Willis, Patrick	1	86	86.0	86t	1
Smith, Justin	1	0	0.0	0	0
49ERS	12	139	11.6	86t	1
OPPONENTS	19	358	18.8	75t	2

KICKOFF RETURNS	No	Yds	Avg	Long	TD
Rossum, Allen	47	1,259	26.8	104t	1
Walker, Delanie	13	257	19.8	35	0
Robinson, Michael	6	135	22.5	34	0
Balmer, Kentwan	5	47	9.4	14	0
Bajema, Billy	2	27	13.5	14	0
Ryan, Sean	1	14	14.0	14	0
Battle, Arnaz	1	28	28.0	28	0
Spikes, Takeo	1	0	0.0	0	0
49ERS	76	1,767	23.3	104t	1
OPPONENTS	65	1,515	23.3	63	0

PUNT RETURNS	Ret	FC	Yds	Avg	Long	TD
Rossum, Allen	15	7	223	14.9	45	0
Battle, Arnaz	6	2	29	4.8	19	0
Clements, Nate	6	0	46	7.7	16	0
Zeigler, Dominique	2	3	0	0.0	0	0
49ERS	29	12	298	10.3	45	0
OPPONENTS	39	11	364	9.3	30	0

PUNTING	No	Yds	Avg	Net	TB	I-20	Lg	B
Lee, Andy	66	3,155	47.8	39.0	9	13	82	1
49ERS	66	3,155	47.1	39.0	9	13	82	1
OPPONENTS	72	3,054	42.4	35.8	9	23	70	1

PASSING	Att	Comp	Pct	Yds	LG	TD	Int	QB
Hill, Shaun	288	181	62.8	2,046	48t	13	8	87.5
O'Sullivan, J.T.	220	128	58.2	1,678	63	8	11	73.6
Bruce, Isaac	1	0	0.0	0	0	0	0	0.0
49ERS	509	309	60.7	3,724	63	21	19	81.3
OPPONENTS	545	331	60.7	3,668	81	22	12	85.0



2009 (8-8)

Mike Singletary, Coach

W	20	at Arizona (61,981), S-13	16
W	23	Seattle (69,732), S-20	10
L	24	at Minnesota (63,398), S-27	27
W	35	St. Louis (69,732), O-4	0
L	10	Atlanta (70,820), O-11	45
-	-	BYE, O-18	-
L	21	at Houston (66,229), O-25	24
L	14	at Indianapolis (69,732), N-1	18
L	27	Tennessee (69,732), N-8	34
W	10	Chicago (70,445), THU/N-12	6
L	24	at Green Bay (69,732), N-22	30
W	20	Jacksonville (67,761), N-29	3
L	17	at Seattle (69,732), D-6	20
W	24	Arizona (67,782), MON/D-14	9
L	13	at Philadelphia (69,144), D-20	27
W	20	Detroit (69,732), D-27	6
W	28	at St. Louis (47,965), J-3	6
330			281

TEAM STATISTICS

	49ers	Opp
TOTAL FIRST DOWNS	238	278
Rushing	77	77
Passing	137	176
Penalty	24	25
TOTAL YARDS GAINED	4,652	5,222
By Rushing	1,600	1,552
By Passing	3,052	3,670
TOTAL PLAYS FROM SCRIMMAGE	939	1,050
Rushes	371	426
Average Gain Per Rush	4.3	3.6
NET YARDS PASSING	3,052	3,670
Passes Attempted	528	580
Passes Completed	312	352
Percent Completed	59.1	60.7
Had Intercepted	14	18
Times Sacked	40	44
Lost Attempting to Pass	241	293
PUNTS	99	95
Total Yardage of Punts	4,711	4,295
Average Length	47.6	45.2
KICKOFF RETURNS	52	65
Total Yards Returned	1,135	1,415
Average Length of Return	21.8	21.8
PENALTIES	98	114
Yards Penalized	758	969
FUMBLES	24	29
Own Fumbles Recovered	14	14
Opponents' Fumbles Recovered	15	10
FIELD GOALS	19	29
Field Goals Attempted	24	34
TOTAL POINTS SCORED	330	281
Touchdowns Scored	39	28
Touchdowns Rushing	12	12
Touchdowns Passing	23	14
Touchdown Returns	4	2
Extra Points	39	26
Field Goals	19	29
Safeties	0	0

AVG. TIME OF POSSESSION 29:47 30:14

SCORING

	TDs	Ru	Pa	Int	Fu	KO	Pu	PAT	FG	S	Pts
Nedney, Joe	0	0	0	0	0	0	0	33/33	17/21	0	84
Gore, Frank	13	10	3	0	0	0	0	0/0	0/0	0	78
Davis, Vernon	13	0	13	0	0	0	0	0/0	0/0	0	78
Morgan, Josh	3	0	3	0	0	0	0	0/0	0/0	0	18
Crabtree, Michael	2	0	2	0	0	0	0	0/0	0/0	0	12
Hill, Jason	2	0	2	0	0	0	0	0/0	0/0	0	12
Schmitt, Ricky	0	0	0	0	0	0	0	2/2	2/3	0	8
Coffee, Glen	1	1	0	0	0	0	0	0/0	0/0	0	6
McKillop, Scott	0	0	0	0	1*	0	0	0/0	0/0	0	6
McDonald, Ray	1	0	0	0	1&	0	0	0/0	0/0	0	6
Willis, Patrick	1	0	0	1	0	0	0	0/0	0/0	0	6
Clements, Nate	1	0	0	0	1#	0	0	0/0	0/0	0	6
Norris, Moran	1	1	0	0	0	0	0	0/0	0/0	0	6
Andrus, Shane	0	0	0	0	0	0	0	4/4	0/0	0	4
49ERS	39	12	23	1	3	0	0	39/39	19/24	0	330
OPPONENTS	28	12	14	1	0	1	0	26/27	29/34	0	281

*returned special teams FR #returned blocked FG &returned on FR

Rookie Names in Italics

RUSHING

	No	Yds	Avg	Long	TD
Gore, Frank	229	1,120	4.9	80t	10
Coffee, Glen	83	226	2.7	17	1
Hill, Shaun	8	70	8.8	22	0
Morgan, Josh	5	61	12.2	20	0
Smith, Alex	24	51	2.1	11	0
Norris, Moran	14	41	2.9	15	1
Walker, Delanie	3	34	11.3	16	0
Spurlock, Micheal	1	3	3.0	3	0
Robinson, Michael	3	2	0.7	4	0
Bruce, Isaac	1	-8	-8.0	-8	0

49ERS

371 1,600 4.3 80t 12

OPPONENTS

426 1,552 3.6 41 12

RECEIVING

	No	Yds	Avg	Long	TD
Davis, Vernon	78	965	12.4	73t	13
Morgan, Josh	52	527	10.1	61	3
Gore, Frank	52	406	7.8	48	3
Crabtree, Michael	48	625	13.0	50	2
Bruce, Isaac	21	264	12.6	50	0
Walker, Delanie	21	233	11.1	39	0
Coffee, Glen	11	76	6.9	12	0
Hill, Jason	9	90	10.0	30	2
Norris, Moran	7	31	4.4	11	0
Robinson, Michael	6	24	4.0	8	0
Battle, Arnaz	5	40	8.0	12	0
Jones, Brandon	1	18	18.0	18	0
Smith, Alex	1	-6	-6.0	-6	0

49ERS

312 3,293 10.6 73t 23

OPPONENTS

352 3,963 11.3 90t 14

INTERCEPTIONS

	No	Yds	Avg	Long	TD
Goldson, Dashon	4	39	9.8	34	0
Bly, Dre'	3	66	22.0	31	0
Willis, Patrick	3	33	11.0	23t	1
Brown, Tarell	2	52	26.0	51	0
Spencer, Shawntae	2	2	1.0	2	0
Roman, Mark	1	27	27.0	27	0
Franklin, Aubrayo	1	10	10.0	10	0
Clements, Nate	1	8	8.0	8	0
Lewis, Michael	1	0	0.0	0	0

49ERS

18 237 13.2 51 1

OPPONENTS

14 168 12.0 43 1

KICKOFF RETURNS

	No	Yds	Avg	Long	TD
Robinson, Michael	18	414	23.0	40	0
Morgan, Josh	13	367	28.2	76	0
Rossum, Allen	7	152	21.7	40	0
Walker, Delanie	5	85	17.0	25	0
Battle, Arnaz	3	68	22.7	26	0
Coffee, Glen	3	42	14.0	16	0
Balmer, Kentwan	2	7	3.5	4	0
Norris, Moran	1	0	0.0	0	0

49ERS

52 1,135 21.8 76 0

OPPONENTS

65 1,415 21.8 101t 1

PUNT RETURNS

	Ret	FC	Yds	Avg	Long	TD
Battle, Arnaz	21	10	61	2.9	18	0
Rossum, Allen	12	1	84	7.0	14	0
Jones, Brandon	9	1	26	2.9	13	0
Clements, Nate	4	1	38	9.5	12	0
Smith, Reggie	3	0	7	2.3	9	0

49ERS

49 13 216 4.4 18 0

OPPONENTS

57 14 495 8.7 56 0

PUNTING

	No	Yds	Avg	Net	TB	I-20	Lg	B
Lee, Andy	99	4,711	47.6	41.0	8	30	64	0
49ERS	99	4,711	47.6	41.0	8	30	64	0
OPPONENTS	95	4,295	45.2	41.5	7	31	67	0

PASSING

	Att	Comp	Pct	Yds	LG	TD	Int	QB
Smith, Alex	372	225	60.5	2,350	73t	18	12	81.5
Hill, Shaun	155	87	56.1	943	61	5	2	79.6
Spurlock, Micheal	1	0	0.0	0	0	0	0	39.6
49ERS	528	312	59.1	3,293	73t	23	14	80.8
OPPONENTS	580	352	60.7	3,963	90t	14	18	76.2



2010 (6-10)

Mike Singletary/Jim Tomsula, Coach*

L	6	at Seattle (67,044), S-12	31
L	22	New Orleans (69,732), MON/S -20	25
L	10	at Kansas City (68,188), S-26	31
L	14	at Atlanta (66,874), O-3	16
L	24	Philadelphia (69,732), SUN/O -10	27
W	17	Oakland (69,732), O-17	9
L	20	at Carolina (72,741), O-24	23
W	24	Denver in London (83,841), O-31	16
-	-	BYE, N-7	-
W	23	St. Louis (69,732), N-14	(OT) 20
L	0	Tampa Bay (69,732), N-21	21
W	27	at Arizona (62,308), MON/N -29	6
L	16	at Green Bay (70,575), D-5	34
W	40	Seattle (69,732), D-12	21
L	7	at San Diego (67,820), THU/D -16	34
L	17	at St. Louis (52,820), D-26	25
W	38	Arizona (69,732), J-2	7

305 346

* Mike Singletary was fired after 15 games and Jim Tomsula was appointed his successor.

TEAM STATISTICS		49ers	Opp
TOTAL FIRST DOWNS		251	299
Rushing		85	86
Passing		149	188
Penalty		17	25
TOTAL YARDS GAINED		5,013	5,244
By Rushing		1,657	1,547
By Passing		3,356	3,697
TOTAL PLAYS FROM SCRIMMAGE		945	1,033
Rushes		401	447
Average Gain Per Rush		4.1	3.5
NET YARDS PASSING		3,356	3,697
Passes Attempted		500	550
Passes Completed		282	358
Percent Completed		56.4	65.1
Had Intercepted		15	15
Times Sacked		44	36
Lost Attempting to Pass		257	244
PUNTS		91	84
Total Yardage of Punts		4,203	3,571
Average Length		46.2	42.5
KICKOFF RETURNS		61	67
Total Yards Returned		1,187	1,485
Average Length of Return		19.5	22.2
PENALTIES		112	97
Yards Penalized		933	839
FUMBLES		22	18
Own Fumbles Recovered		14	11
Opponents' Fumbles Recovered		7	8
FIELD GOALS		22	28
Field Goals Attempted		27	33
TOTAL POINTS SCORED		305	346
Touchdowns Scored		34	37
Touchdowns Rushing		10	9
Touchdowns Passing		19	25
Touchdown Returns		5	3
Extra Points		33	36
Field Goals		22	28
Safeties		0	0
AVG. TIME OF POSSESSION		28:37	31:23
SCORING	TDs Ru Pa Int Fu KO Pu PAT FG S Pts		
Nedney, Joe	0 0 0 0 0 0 0 17/17	11/13	0 50
Davis, Vernon	7 0 7 0 0 0 0 0/0	0/0	0 44
Reed, Jeff	0 0 0 0 0 0 0 13/13	9/10	0 40
Crabtree, Michael	6 0 6 0 0 0 0 0/0	0/0	0 36
Westbrook, Brian	5 4 1 0 0 0 0 0/0	0/0	0 30
Gore, Frank	5 3 2 0 0 0 0 0/0	0/0	0 30
Ginn, Ted	2 0 1 0 0 0 1 0/0	0/0	0 12
Dixon, Anthony	2 2 0 0 0 0 0 0/0	0/0	0 12
Morgan, Joshua	2 0 2 0 0 0 0 0/0	0/0	0 12
Andrus, Shane	0 0 0 0 0 0 0 3/3	2/4	0 9
McDonald, Ray	1 0 0 1 0 0 0 0/0	0/0	0 6
Goldson, Dashon	1 0 0 1 0 0 0 0/0	0/0	0 6
Brown, Tarell	1 0 0 1 0 0 0 0/0	0/0	0 6
Smith, Troy	1 1 0 0 0 0 0 0/0	0/0	0 6
Mays, Taylor	1 0 0 0 1* 0 0 0/0	0/0	0 6
49ERS	34 10 19 3 1 0 1 33/33	22/27	0 305
OPPONENTS	37 9 25 1 1 1 0 36/37	28/33	0 346

*returned blicked punt | 2-pt. conversions: Team: 1-1, Opponents: 0-0

Rookie Names in Italics

RUSHING	No	Yds	Avg	Long	TD
Gore, Frank	203	853	4.2	64	3
Westbrook, Brian	77	340	4.4	30	4
Dixon, Anthony	70	237	3.4	34	2
Smith, Troy	23	121	5.3	16	1
Smith, Alex	18	60	3.3	12	0
Walker, Delanie	3	18	6.0	10	0
Morgan, Joshua	2	17	8.5	13	0
Ginn, Ted	2	11	5.5	9	0
Norris, Moran	3	0	0.0	1	0
49ERS	401	1,657	4.1	64	10
OPPONENTS	447	1,547	3.5	43	9

RECEIVING	No	Yds	Avg	Long	TD
Davis, Vernon	56	914	16.3	66t	7
Crabtree, Michael	55	741	13.5	60t	6
Gore, Frank	46	452	9.8	41	2
Morgan, Joshua	44	698	15.9	65	2
Walker, Delanie	29	331	11.4	38	0
Westbrook, Brian	16	150	9.4	62t	1
Ginn, Ted	12	163	13.6	37t	1
Zeigler, Dominique	9	98	10.9	20	0
Byham, Nate	5	27	5.4	9	0
Dixon, Anthony	5	11	2.2	8	0
Norris, Moran	4	20	5.0	8	0
Williams, Kyle	1	8	8.0	8	0
49ERS	282	3,613	12.8	66t	19
OPPONENTS	358	3,941	11.0	71	25

INTERCEPTIONS	No	Yds	Avg	Long	TD
Clements, Nate	3	46	15.3	39	0
Spikes, Takeo	3	9	3.0	6	0
Spencer, Shawntae	3	0	0.0	0	0
Brown, Tarell	1	62	62.0	62t	1
Goldson, Dashon	1	39	39.0	39t	1
Brooks, Ahmad	1	32	32.0	32	0
McDonald, Ray	1	31	31.0	31t	1
Smith, Reggie	1	20	20.0	20	0
Lawson, Manny	1	0	0.0	0	0
49ERS	15	239	15.9	62t	3
OPPONENTS	15	182	12.1	41	1

KICKOFF RETURNS	No	Yds	Avg	Long	TD
Ginn, Ted	47	992	21.1	61	0
Walker, Delanie	5	70	14.0	20	0
Williams, Kyle	4	82	20.5	30	0
Morgan, Joshua	2	19	9.5	13	0
Norris, Moran	1	12	12.0	12	0
Wragge, Tony	1	12	12.0	12	0
Crabtree, Michael	1	0	0.0	0	0
49ERS	61	1,187	19.5	61	0
OPPONENTS	67	1,485	22.2	92t	1

PUNT RETURNS	Ret	FC	Yds	Avg	Long	TD
Ginn, Ted	24	18	321	13.4	78t	1
Adams, Phillip	4	0	29	7.3	16	0
Williams, Kyle	3	6	16	5.3	9	0
Smith, Reggie	0	1	0	0.0	0	0
49ERS	31	25	366	11.8	78t	1
OPPONENTS	54	12	483	8.9	43	0

PUNTING	No	Yds	Avg	Net	TB	I-20	Lg	B
Lee, Andy	91	4,203	46.2	38.2	12	34	64	0
49ERS	91	4,203	46.2	38.2	12	34	64	0
OPPONENTS	83	3,571	42.5	37.4	3	29	65	1

PASSING	Att	Comp	Pct	Yds	LG	TD	Int	QB
Smith, Alex	342	204	59.6	2,370	62t	14	10	82.1
Smith, Troy	145	73	50.3	1,176	66t	5	4	77.8
Carr, David	13	5	38.5	67	22	0	1	23.6
49ERS	500	282	56.4	3,613	66t	19	15	79.3
OPPONENTS	550	358	65.1	3,941	71	25	15	90.0



2011 (13-3/14-4)

NFC West Champions

Jim Harbaugh, Coach

W	33	Seattle (69,732), S-11	17
L	24	Dallas (69,732), S-18	(OT) 27
W	13	at Cincinnati (43,363), S-25	8
W	24	at Philadelphia (69,144), O-2	23
W	48	Tampa Bay (69,732), O-9	3
W	25	at Detroit (62,061), O-16	19
-	-	BYE, O-23	-
W	20	Cleveland (69,732), O-30	10
W	19	at Washington (78,032), N-6	11
W	27	New York Giants (69,732), N-13	20
W	23	Arizona (69,732), N-20	7
L	6	at Baltimore (71,345), THU /N-24	16
W	26	St. Louis (69,732), D-4	0
L	19	at Arizona (60,808), D-11	21
W	20	Pittsburgh (69,732), MON /D-19	3
W	19	at Seattle (66,697), D-24	17
W	34	at St. Louis (55,990), J-1	27
380			229

NFC DIVISIONAL ROUND - JAN. 14

(at San Francisco - Candlestick Park)

W	36	New Orleans (69,732)- SAT	32
NFC CHAMPIONSHIP - JAN. 22			
(at San Francisco - Candlestick Park)			
L	17	New York Giants (69,732)	(OT) 20

TEAM STATISTICS										49ers	Opp
TOTAL FIRST DOWNS										282	267
Rushing										101	53
Passing										150	190
Penalty										31	24
TOTAL YARDS GAINED										4,974	4,931
By Rushing										2,044	1,236
By Passing										2,930	3,695
TOTAL PLAYS FROM SCRIMMAGE										993	974
Rushes										498	353
Average Gain Per Rush										4.1	3.5
NET YARDS PASSING										2,044	3,695
Passes Attempted										451	579
Passes Completed										277	333
Percent Completed										61.4	57.5
Had Intercepted										5	23
Times Sacked										44	42
Lost Attempting to Pass										263	283
PUNTS										79	87
Total Yardage of Punts										3,970	3,911
Average Length										50.3	45.0
KICKOFF RETURNS										39	46
Total Yards Returned										1,060	1,061
Average Length of Return										27.2	23.1
PENALTIES										113	98
Yards Penalized										1,014	867
FUMBLES										14	31
Own Fumbles Recovered										9	16
Opponents' Fumbles Recovered										15	5
FIELD GOALS										44	22
Field Goals Attempted										52	27
TOTAL POINTS SCORED										380	229
Touchdowns Scored										35	23
Touchdowns Rushing										14	3
Touchdowns Passing										18	20
Touchdown Returns										3	0
Extra Points										34	21
Field Goals										44	22
Safeties										1	1
AVG. TIME OF POSSESSION										32:02	27:58
SCORING	TDs	Ru	Pa	Int	Fu	KO	Pu	PAT	FG	S	Pts
Akers, Davis	0	0	0	0	0	0	0	34/34	44/52	0	166
Gore, Frank	8	8	0	0	0	0	0	0/0	0/0	0	48
Davis, Vernon	6	0	6	0	0	0	0	0/0	0/0	0	36
Crabtree, Michael	4	0	4	0	0	0	0	0/0	0/0	0	26
Williams, Kyle	3	0	3	0	0	0	0	0/0	0/0	0	18
Walker, Delanie	3	0	3	0	0	0	0	0/0	0/0	0	18
Ginn Jr., Ted	2	0	0	0	0	1	1	0/0	0/0	0	12
Dixon, Anthony	2	2	0	0	0	0	0	0/0	0/0	0	12
Hunter, Kendall	2	2	0	0	0	0	0	0/0	0/0	0	12
Smith, Alex	2	2	0	0	0	0	0	0/0	0/0	0	12
Miller, Bruce	1	0	1	0	0	0	0	0/0	0/0	0	6

Rookie Names in Italics

(continued)

SCORING

Rogers, Carlos	1	0	0	1	0	0	0	0/0	0/0	0	6
Morgan, Joshua	1	0	1	0	0	0	0	0/0	0/0	0	6
Smith, Aldon	0	0	0	0	0	0	0	0/0	0/0	1	2
49ERS	35	14	18	1	0	1	1	34/34	44/52	1	380
OPPONENTS	23	3	20	0	0	0	0	21/21	22/27	1	229
2-pt conversions: Team: 1-1, Opponents: 1-2											

2-pt conversions: Team: 1-1, Opponents: 1-2

RUSHING

	No	Yds	Avg	Long	TD
Gore, Frank	282	1,211	4.3	55	8
Hunter, Kendall	112	473	4.2	44	2
Smith, Alex	52	179	3.4	14	2
Dixon, Anthony	29	87	3.0	9	2
Ginn Jr., Ted	8	68	8.5	24	0
Williams, Kyle	2	32	16.0	25	0
Miller, Bruce	4	8	2.0	3	0
Crabtree, Michael	1	6	6.0	6	0
Walker, Delanie	3	5	1.7	14	0
Kaepernick, Colin	2	-2	-1.0	-1	0
Davis, Vernon	2	-5	-2.5	-2	0
Lee, Andy	1	-18	-18.0	-18	0
49ERS	498	2,044	4.1	55	14
OPPONENTS	353	1,236	3.5	34	3

RECEIVING

	No	Yds	Avg	Long	TD
Crabtree, Michael	72	874	12.1	52t	4
Davis, Vernon	67	792	11.8	44	6
Williams, Kyle	20	241	12.1	56t	3
Ginn Jr., Ted	19	220	11.6	26	0
Walker, Delanie	19	198	10.4	29t	3
Gore, Frank	17	114	6.7	13	0
Hunter, Kendall	16	195	12.2	44	0
Morgan, Joshua	15	220	14.7	30t	1
Edwards, Braylon	15	181	12.1	24	0
Miller, Bruce	11	83	7.5	30t	1
Swain, Brett	2	15	7.5	9	0
Peelle, Justin	1	19	19.0	19	0
Sopoaga, Isaac	1	18	18.0	18	0
Staley, Joe	1	17	17.0	17	0
Dixon, Anthony	1	6	6.0	6	0
49ERS	277	3,193	11.5	56t	18
OPPONENTS	333	3,978	11.9	77	20

INTERCEPTIONS

	No	Yds	Avg	Long	TD
Rogers, Carlos	6	106	17.7	31t	1
Goldson, Dashon	6	53	8.8	21	0
Brown, Tarell	4	15	3.8	11	0
Whitner, Donte	2	48	24.0	48	0
Brock, Tramaine	2	18	9.0	18	0
Culliver, Chris	1	23	23.0	23	0
Smith, Reggie	1	11	11.0	11	0
Willis, Patrick	1	10	10.0	10	0
49ERS	23	284	12.3	48	1
OPPONENTS	5	51	10.2	30	0

KICKOFF RETURNS

	No	Yds	Avg	Long	TD
Ginn Jr., Ted	29	800	27.6	102t	1
Hunter, Kendall	6	156	26.0	43	0
Williams, Kyle	4	104	26.0	33	0
49ERS	39	1,060	27.2	102t	1
OPPONENTS	46	1,061	23.1	39	0

PUNT RETURNS

	Ret	FC	Yds	Avg	Long	TD
Ginn Jr., Ted	38	18	466	12.3	55t	1
Smith, Reggie	4	1	37	9.3	14	0
Williams, Kyle	2	4	41	20.5	36	0
49ERS	44	23	544	12.4	55t	1
OPPONENTS	39	17	315	8.1	24	0

PUNTING

Lee, Andy	78	3,970	50.9	44.0	9	28	68	1
49ERS	78	3,970	50.3	44.0	9	28	68	1
OPPONENTS	87	3,911	45.0	37.1	7	21	77	0
PASSING	Att	Comp	Pct	Yds	LG	TD	Int	QB
Smith, Alex	445	273	61.3	3,144	56t	17	5	90.7
Kaepernick, Colin	5	3	60.0	35	19	0	0	81.3
Akers, David	1	1	100.0	14	14t	1	0	158.3
49ERS	451	277	61.4	3,193	56t	18	5	91.5
OPPONENTS	579	333	57.5	3,978	77	20	20	73.6



2012 (13-5-1)
NFC West Champions – NFC Champions

Jim Harbaugh, Coach

W	30	at Green Bay (70,523), S–9	22
W	27	Detroit (69,732), SUN/S–16	19
L	13	at Minnesota (57,288), S–23	24
W	34	at New York Jets (79,088), S–30	0
W	45	Buffalo (69,732), O–7	3
L	3	New York Giants (69,732), O–14	26
W	13	Seattle (69,732), THU/O–18	6
W	24	at Arizona (62,810), MON/O–29	3
–	–	BYE, N–4	–
T	24	St. Louis (69,732), N–11	(OT) 24
W	32	Chicago (69,732), MON/N–19	7
W	31	at New Orleans (73,147), N–25	21
L	13	at St. Louis (57,279), D–2	(OT) 16
W	27	Miami (69,732), D–9	13
W	41	at New England (68,756), SUN/D–16	34
L	13	at Seattle (68,161), SUN/D–23	42
W	27	Arizona (69,732), D–30	13

397

273

NFC DIVISIONAL ROUND - JAN. 12

(at San Francisco – Candlestick Park)

W	45	Green Bay (68,732)– SAT	31
---	----	--------------------------------	----

NFC CHAMPIONSHIP - JAN. 20

(at Atlanta – Georgia Dome)

W	28	Atlanta (60,863)	24
---	----	------------------	----

SUPER BOWL XLVII - FEB. 3

(at New Orleans – Mercedes-Benz Superdome)

L	31	Baltimore (71,024)	34
---	----	--------------------	----

TEAM STATISTICS

TOTAL FIRST DOWNS	49ers	Opp
Rushing	322	284
Passing	128	72
Penalty	172	178
TOTAL YARDS GAINED	5,789	4,710
By Rushing	2,491	1,507
By Passing	3,298	3,203
TOTAL PLAYS FROM SCRIMMAGE	969	1,012
Rushes	492	407
Average Gain Per Rush	5.1	3.7
NET YARDS PASSING	3,298	3,203
Passes Attempted	436	567
Passes Completed	289	337
Percent Completed	66.3	59.4
Had Intercepted	8	14
Times Sacked	41	38
Lost Attempting to Pass	253	270
PUNTS	67	79
Total Yardage of Punts	3,226	3,609
Average Length	48.1	45.7
KICKOFF RETURNS	49	48
Total Yards Returned	1,216	1,289
Average Length of Return	24.8	26.9
PENALTIES	109	93
Yards Penalized	960	758
FUMBLES	26	21
Own Fumbles Recovered	18	10
Opponents' Fumbles Recovered	11	8
FIELD GOALS	29	22
Field Goals Attempted	42	27
TOTAL POINTS SCORED	397	273
Touchdowns Scored	44	29
Touchdowns Rushing	17	7
Touchdowns Passing	23	19
Touchdown Returns	4	3
Extra Points	44	27
Field Goals	29	22
Safeties	1	1
AVG. TIME OF POSSESSION	30:49	29:11

SCORING

TDs	Ru	Pa	Int	Fu	KO	Pu	PAT	FG	S	Pts
Akers, David	0	0	0	0	0	0	0	44/44	0	131
Gore, Frank	10	8	1	0	1	0	0	0	0	60
Crabtree, Michael	9	0	9	0	0	0	0	0	0	54
Davis, Vernon	5	0	5	0	0	0	0	0	0	30
Kaepernick, Colin	5	5	0	0	0	0	0	0	0	30
Moss, Randy	3	0	3	0	0	0	0	0	0	18
Walker, Delanie	3	0	3	0	0	0	0	0	0	18
Hunter, Kendall	2	2	0	0	0	0	0	0	0	12

Rookie Names in Italics

(continued)

SCORING

TDs	Ru	Pa	Int	Fu	KO	Pu	PAT	FG	S	Pts
Dixon, Anthony	2	2	0	0	0	0	0	0	0	12
Manningham, Mario	1	0	1	0	0	0	0	0	0	6
Williams, Kyle	1	0	1	0	0	0	0	0	0	6
Brooks, Ahmad	1	0	0	1	0	0	0	0	0	6
Rogers, Carlos	1	0	0	0	1	0	0	0	0	6
Whitner, Donte	1	0	0	1	0	0	0	0	0	6
McDonald, Ray	0	0	0	0	0	0	0	0	1	2

49ERS

OPPONENTS

*ret blocked FG | 2–pt conversions: Team: 0–0, Opponents: 2–2

RUSHING

Gore, Frank	258	1,214	4.7	37	8
Kaepernick, Colin	63	415	6.6	50t	5
Hunter, Kendall	72	371	5.2	26	2
Smith, Alex	31	132	4.3	24	0
<i>James, LaMichael</i>	27	125	4.6	26	0
Dixon, Anthony	21	78	3.7	9	2
Manningham, Mario	3	64	21.3	29	0
Goldson, Dashon	1	31	31	31	0
Williams, Kyle	4	21	5.3	9	0
Miller, Bruce	5	18	3.6	9	0
Crabtree, Michael	1	8	8	8	0
Jacobs, Brandon	5	7	1.4	3	0
Ginn Jr., Ted	1	7	7	7	0

49ERS

OPPONENTS

RECEIVING

RECEIVING	No	Yds	Avg	Long	TD
Crabtree, Michael	85	1,105	13	49t	9
Manningham, Mario	42	449	10.7	40	1
Davis, Vernon	41	548	13.4	53	5
Moss, Randy	28	434	15.5	55	3
Gore, Frank	28	234	8.4	26	1
Walker, Delanie	21	344	16.4	45	3
Williams, Kyle	14	212	15.1	57	1
Miller, Bruce	12	84	7	26	0
Hunter, Kendall	9	60	6.7	12	0
<i>Celek, Garrett</i>	4	51	12.8	35	0
<i>James, LaMichael</i>	3	29	9.7	15	0
Ginn, Jr. Ted	2	1	0.5	1	0

49ERS

OPPONENTS

INTERCEPTIONS

INTERCEPTIONS	No	Yds	Avg	Long	TD
Goldson, Dashon	3	21	7	20	0
Brown, Tarell	2	17	8.5	12	0
Culliver, Chris	2	4	2	4	0
Willis, Patrick	2	2	1	2	0
Rogers, Carlos	1	63	63	63	0
Brooks, Ahmad	1	50	50	50t	1
Whitner, Donte	1	42	42	42t	1
Bowman, NaVorro	1	11	11	11	0
Smith, Aldon	1	6	6	6	0
49ERS	14	216	15.4	63	2
OPPONENTS	8	70	8.8	24	0

49ERS

OPPONENTS

KICKOFF RETURNS

Williams, Kyle	13	353	27.2	94	0
Ginn Jr., Ted	11	253	23.0	31	0
Hunter, Kendall	7	165	23.6	31	0
Walker, Delanie	4	28	7.0	18	0
49ERS	49	1,216	24.8	94	0
OPPONENTS	48	1,289	26.9	66	0
PUNT RETURNS					
	Ret	FC	Yds	Avg	Long
Ginn Jr., Ted	32	12	326	10.2	38
Williams, Kyle	4	6	52	13.0	20
49ERS	36	18	378	10.5	38
OPPONENTS	36	18	249	6.9	75t

49ERS

OPPONENTS

PUNT RETURNS

OPPONENTS	78	3,220	48.1	43.2	4	30	60	0
OPPONENTS	78	3,609	45.7	39.1	7	24	70	1
PASSING	Att	Comp	Pct	Yds	LG	TD	Int	QB
Kaepernick, Colin	218	136	62.4	1,814	57	10	3	98.3
Smith, Alex	218	153	70.2	1,737	55	13	5	104.1
Hunter, Kendall	0	0	0.0	0	0	0	0	0.0
49ERS	436	289	66.3	3,551	57	23	8	101.2
OPPONENTS	567	337	59.4	3,473	53	19	14	78.0

49ERS

OPPONENTS

PASSING

Att	Comp	Pct	Yds	LG	TD	Int	QB	
Kaepernick, Colin	218	136	62.4	1,814	57	10	3	98.3
Smith, Alex	218	153	70.2	1,737	55	13	5	104.1
Hunter, Kendall	0	0	0.0	0	0	0	0	0.0

49ERS

OPPONENTS



2013 (12-4/14-5)

Jim Harbaugh, Coach

W	34	Green Bay (69,732), S-8	28
L	3	at Seattle (68,338), SUN/S -15	29
L	7	Indianapolis (69,732), S-22	27
W	35	at St. Louis (56,640), THU/S -26	11
W	34	Houston (69,732), SUN/O -6	3
W	32	Arizona (69,732), O-13	20
W	31	at Tennessee (69,143), O-20	17
W	42	at Jacksonville in London (83,559), O-27	10
-	-	BYE, N-3	-
L	9	Carolina (69,732), N-10	10
L	20	at New Orleans (73,025), N-17	23
W	27	at Washington (79,773), MON/N -25	6
W	23	St. Louis (69,732), D-1	13
W	19	Seattle (69,732), D-8	17
W	33	at Tampa Bay (64,142), D-15	14
W	34	Atlanta (69,732), MON/D -23	24
W	23	at Arizona (63,570), D-29	20

406 272

NFC WILDCARD - JAN. 5

(at Green Bay - Lambeau Field)

W	23	at Green Bay (77,525)	20
---	----	-----------------------	----

NFC DIVISIONAL ROUND - JAN. 12

(at Carolina - Bank of America Stadium)

W	23	at Carolina (73,784)	10
---	----	----------------------	----

NFC CHAMPIONSHIP GAME - JAN. 19

(at Seattle - CenturyLink Field)

L	17	at Seattle (68,454)	23
---	----	---------------------	----

TEAM STATISTICS

	49ers	Opp
TOTAL FIRST DOWNS	286	284
Rushing	115	77
Passing	148	181
Penalty	23	26
TOTAL YARDS GAINED	5,180	5,071
By Rushing	2,201	1,535
By Passing	2,979	3,536
TOTAL PLAYS FROM SCRIMMAGE	961	1,020
Rushes	505	397
Average Gain Per Rush	4.4	3.9
NET YARDS PASSING	2,979	3,536
Passes Attempted	417	585
Passes Completed	244	345
Percent Completed	58.5	59.0
Had Intercepted	8	18
Times Sacked	39	38
Lost Attempting to Pass	231	283
PUNTS	79	87
Total Yardage of Punts	3,804	3,884
Average Length	48.2	44.6
KICKOFF RETURNS	32	54
Total Yards Returned	726	1,104
Average Length of Return	22.7	20.4
PENALTIES	103	96
Yards Penalized	845	878
FUMBLES	20	21
Own Fumbles Recovered	10	9
Opponents' Fumbles Recovered	12	10
FIELD GOALS	32	20
Field Goals Attempted	36	25
TOTAL POINTS SCORED	406	272
Touchdowns Scored	44	30
Touchdowns Rushing	18	11
Touchdowns Passing	21	19
Touchdown Returns	5	0
Extra Points	44	28
Field Goals	32	20
Safeties	1	1
AVG. TIME OF POSSESSION	30:35	29:26

SCORING	TDs	Ru	Pa	Int	Fu	KO	Pu	PAT	FG	S	Pts
Dawson, Phil	0	0	0	0	0	0	0	44/44	32/36	0	140
Davis, Vernon	13	0	13	0	0	0	0	0/0	0/0	0	78
Gore, Frank	9	9	0	0	0	0	0	0/0	0/0	0	54
Boldin, Anquan	7	0	7	0	0	0	0	0/0	0/0	0	42
Kaepernick, Colin	4	4	0	0	0	0	0	0/0	0/0	0	24
Hunter, Kendall	4	3	0	0	1	0	0	0/0	0/0	0	24
Dixon, Anthony	2	2	0	0	0	0	0	0/0	0/0	0	12
Bowman, NaVorro	1	0	0	1	0	0	0	0/0	0/0	0	6
Osgood, Kassim	1	0	0	0	1	0	0	0/0	0/0	0	6
Skuta, Dan	1	0	0	0	1	0	0	0/0	0/0	0	6

Rookie Names in Italics

(continued)

SCORING	TDs	Ru	Pa	Int	Fu	KO	Pu	PAT	FG	S	Pts
Crabtree, Michael	1	0	1	0	0	0	0	0/0	0/0	0	6
Brock, Tramaine	1	0	0	1	0	0	0	0/0	0/0	0	6
Lemonier, Corey	0	0	0	0	0	0	0	0/0	0/0	1	2
49ERS	44	18	21	2	3	0	0	44/44	32/36	1	406
OPPONENTS	30	11	19	0	0	0	0	28/28	20/25	1	272

2-pt conversions: Team: 0-0, Opponents: 1-2

RUSHING	No	Yds	Avg	Long	TD
Gore, Frank	276	1,128	4.1	51	9
Kaepernick, Colin	92	524	5.7	28	4
Hunter, Kendall	78	358	4.6	45	3
James, LaMichael	12	59	4.9	21	0
Dixon, Anthony	28	56	2.0	9	2
Patton, Quinton	1	26	26.0	26	0
Williams, Kyle	2	23	11.5	13	0
Miller, Bruce	7	13	1.9	4	0
Boldin, Anquan	2	11	5.5	11	0
Moore, Marlon	1	9	9.0	9	0
McCoy, Colt	6	-6	-1.0	-1	0
49ERS	505	2,201	4.4	51	18
OPPONENTS	397	1,535	3.9	30	11

RECEIVING	No	Yds	Avg	Long	TD
Boldin, Anquan	85	1,179	13.9	63	7
Davis, Vernon	52	850	16.3	64t	13
Miller, Bruce	25	243	9.7	43	0
Crabtree, Michael	19	284	14.9	60	1
Gore, Frank	16	141	8.8	29	0
Williams, Kyle	12	113	9.4	16	0
Manningham, Mario	9	85	9.4	14	0
McDonald, Vance	8	119	14.9	25	0
Patton, Quinton	3	34	11.3	29	0
Dixon, Anthony	3	30	10.0	19	0
Baldwin, Jonathan	3	28	9.3	15	0
Celek, Garrett	2	38	19.0	30	0
James, LaMichael	2	16	8.0	12	0
Hunter, Kendall	2	13	6.5	9	0
Osgood, Kassim	1	17	17.0	17	0
Staley, Joe	1	14	14.0	14	0
Moore, Marlon	1	6	6.0	6	0
49ERS	244	3,210	13.2	64t	21
OPPONENTS	345	3,819	11.1	75t	19

INTERCEPTIONS	No	Yds	Avg	Long	TD
Brock, Tramaine	5	82	16.4	41	1
Reid, Eric	4	54	13.5	53	0
Bowman, NaVorro	2	93	46.5	89t	1
Rogers, Carlos	2	14	7.0	11	0
Whitner, Donte	2	7	3.5	7	0
Brooks, Ahmad	1	22	22.0	22	0
Jerod-Eddie, Tony	1	6	6.0	6	0
Wright, Eric	1	0	0.0	0	0
49ERS	18	278	15.4	89t	2
OPPONENTS	8	117	14.6	43	0

KICKOFF RETURNS	No	Yds	Avg	Long	TD
James, LaMichael	12	321	26.8	41	0
Williams, Kyle	7	134	19.1	35	0
Dixon, Anthony	5	101	20.2	47	0
Hunter, Kendall	4	81	20.3	30	0
Cox, Perrish	3	82	27.3	30	0
Patton, Quinton	1	7	7.0	7	0
49ERS	32	726	22.7	47	0
Opponents	54	1,104	20.4	82	0

PUNT RETURNS	Ret	FC	Yds	Avg	Long	TD
James, LaMichael	23	12	251	10.9	40	0
Williams, Kyle	12	20	61	5.1	22	0
49ERS	35	32	312	8.9	40	0
OPPONENTS	38	21	330	8.7	38	0

PUNTING	No	Yds	Avg	Net	TB	I-20	Lg	B
Lee, Andy	79	3,804	48.2	41.7	9	27	62	0
49ERS	79	3,804	48.2	41.7	9	27	62	0
Opponents	85	3,884	44.6	40.1	4	27	65	2

PASSING	Att	Comp	Pct	Yds	LG	TD	Int	QB
Kaepernick, Colin	416	243	58.4	3,197	64t	21	8	91.6
McCoy, Colt	1	1	100.0	13	13	0	0	118.8
49ERS	417	244	58.5	3,210	64t	21	8	91.7
OPPONENTS	585	345	59.0	3,819	75t	19	18	76.4



2014 (8-8)

Jim Harbaugh, Coach

W	28	at Dallas (91,174), S-7	17
L	20	Chicago (70,799), SUN/S-14	28
L	14	at Arizona (61,572), S-21	23
W	26	Philadelphia (70,799), S-28	21
W	22	Kansas City (70,799), O-5	17
W	31	at St. Louis (56,851), MON/O-13	17
L	17	at Denver (77,047), SUN/O-19	42
-	-	BYE, O-26	-
L	10	St. Louis (70,799) N-2	13
W	27	at New Orleans (73,129), N-9	(OT) 24
W	16	at New York Giants (80,352), N-16	10
W	17	Washington (70,799), N-23	13
L	3	Seattle (70,799), THU/N-27	19
L	13	at Oakland (55,300), D-7	24
L	7	at Seattle (68,526), D-14	17
L	35	San Diego (70,799), SAT/D-20	(OT) 38
W	20	Arizona (70,799), D-28	17
306			340

TEAM STATISTICS

	49ers	Opp
TOTAL FIRST DOWNS	303	308
Rushing	104	83
Passing	165	188
Penalty	34	37
TOTAL YARDS GAINED	5,239	5,143
By Rushing	2,176	1,612
By Passing	3,063	3,531
TOTAL PLAYS FROM SCRIMMAGE	1,009	989
Rushes	470	402
Average Gain Per Rush	4.6	4.0
NET YARDS PASSING	3,063	3,531
Passes Attempted	487	551
Passes Completed	292	324
Percent Completed	60.0	58.8
Had Intercepted	10	23
Times Sacked	52	36
Lost Attempting to Pass	344	200
PUNTS	73	74
Total Yardage of Punts	3,369	3,362
Average Length	46.2	45.4
KICKOFF RETURNS	45	40
Total Yards Returned	1,104	907
Average Length of Return	24.5	22.7
PENALTIES	116	122
Yards Penalized	937	909
FUMBLES	18	18
Own Fumbles Recovered	6	12
Opponents' Fumbles Recovered	12	6
FIELD GOALS	25	20
Field Goals Attempted	31	20
TOTAL POINTS SCORED	306	340
Touchdowns Scored	33	40
Touchdowns Rushing	10	7
Touchdowns Passing	20	29
Touchdown Returns	3	4
Extra Points	33	40
Field Goals	25	20
Safeties	0	0
AVG. TIME OF POSSESSION	31:16	28:44

SCORING

	TDs	Ru	Pa	Int	Fu	KO	Pu	PAT	FG	S	Pts
Dawson, Phil	0	0	0	0	0	0	0	33/33	25/31	0	108
Boldin, Anquan	5	0	5	0	0	0	0	0/0	0/0	0	30
Gore, Frank	5	4	1	0	0	0	0	0/0	0/0	0	30
Crabtree, Michael	4	0	4	0	0	0	0	0/0	0/0	0	24
Hyde, Carlos	4	4	0	0	0	0	0	0/0	0/0	0	24
Ellington, Bruce	3	1	2	0	0	0	0	0/0	0/0	0	18
Johnson, Stevie	3	0	3	0	0	0	0	0/0	0/0	0	18
Davis, Vernon	2	0	2	0	0	0	0	0/0	0/0	0	12
Miller, Bruce	2	0	2	0	0	0	0	0/0	0/0	0	12
Kaepernick, Colin	1	1	0	0	0	0	0	0/0	0/0	0	6
Culliver, Chris	1	0	0	0	1	0	0	0/0	0/0	0	6
Bethea, Antoine	1	0	0	1	0	0	0	0/0	0/0	0	6
Johnson, Dontae	1	0	0	1	0	0	0	0/0	0/0	0	6
Lloyd, Brandon	1	0	1	0	0	0	0	0/0	0/0	0	6
49ERS	33	10	20	2	1	0	0	33/33	25/31	0	306
OPPONENTS	40	7	29	1	2*	0	1	40/40	20/20	0	340

*returned blocked punt | 2-pt. conversions: Team: 0-0, Opponents: 0-0

Rookie Names in Italics

RUSHING

	No	Yds	Avg	Long	TD
Gore, Frank	255	1,106	4.3	52t	4
Kaepernick, Colin	104	639	6.1	90t	1
Hyde, Carlos	83	333	4.0	28	4
Ellington, Bruce	6	28	4.7	15	1
Patton, Quinton	1	20	20.0	20	0
Smith, Alfonso	7	19	2.7	12	0
Miller, Bruce	6	9	1.5	4	0
Gabbert, Blaine	1	5	5.0	5	0
Davis, Vernon	1	4	4.0	4	0
Boldin, Anquan	1	4	4.0	4	0
Crabtree, Michael	1	4	4.0	4	0
Dahl, Craig	1	3	3.0	3	0
Carrier, Derek	1	2	2.0	2	0
James, LaMichael	2	0	0.0	1	0
49ERS	470	2,176	4.6	90t	10
OPPONENTS	402	1,612	4.0	37t	7

RECEIVING

	No	Yds	Avg	Long	TD
Boldin, Anquan	83	1,062	12.8	76t	5
Crabtree, Michael	68	698	10.3	51	4
Johnson, Stevie	35	435	12.4	32	3
Davis, Vernon	26	245	9.4	29t	2
Miller, Bruce	18	189	10.5	22	2
Lloyd, Brandon	14	294	21.0	80t	1
Hyde, Carlos	12	68	5.7	16	0
Gore, Frank	11	111	10.1	55t	1
Carrier, Derek	9	105	11.7	23	0
Ellington, Bruce	6	62	10.3	20t	2
Patton, Quinton	3	44	14.7	35	0
Smith, Alfonso	3	11	3.7	5	0
Celek, Garrett	2	53	26.5	31	0
McDonald, Vance	2	30	15.0	21	0
Cleveland, Asante	0	0	0	0	0
Osgood, Kassim	0	0	0	0	0
49ERS	292	3,407	11.7	80t	20
OPPONENTS	324	3,731	11.5	63	29

INTERCEPTIONS

	No	Yds	Avg	Long	TD
Cox, Perrish	5	12	2.4	10	0
Bethea, Antoine	4	71	17.8	49t	1
Culliver, Chris	4	61	15.3	29	0
Reid, Eric	3	138	46.0	73	0
Borland, Chris	2	12	6.0	12	0
Wilhoite, Michael	2	1	0.5	1	0
Johnson, Dontae	1	20	20.0	20t	1
Dahl, Craig	1	0	0.0	0	0
Willis, Patrick	1	0	0.0	0	0
49ERS	23	315	13.7	73	2
OPPONENTS	10	111	11.1	53t	1

KICKOFF RETURNS

	No	Yds	Avg	Long	TD
Ellington, Bruce	24	614	25.6	38	0
Hyde, Carlos	11	268	24.4	30	0
Holliday, Trindon	3	83	27.7	32	0
Cox, Perrish	2	60	30.0	57	0
Patton, Quinton	1	24	24.0	24	0
Miller, Bruce	1	19	19.0	19	0
Jerod-Eddie, Tony	1	18	18.0	18	0
Lynch, Aaron	1	10	10.0	10	0
Thomas, Chase	1	8	8.0	8	0
49ERS	45	1,104	24.5	57	0
OPPONENTS	40	907	22.7	38	0

PUNT RETURNS

	Ret	FC	Yds	Avg	Long	TD
Ellington, Bruce	23	12	188	8.2	23	0
Cox, Perrish	10	1	35	3.5	9	0
Osgood, Kassim	1	0	2	2.0	2	0
Cook, Chris	1	0	2	2.0	2	0
49ERS	35	13	227	6.5	23	0
OPPONENTS	36	22	336	9.3	82t	1

PUNTING

	No	Yds	Avg	Net	TB	I-20	Lg	B
Lee, Andy	72	3,369	46.8	39.6	7	28	71	1
49ERS	73	3,369	46.2	39.6	7	28	71	1
OPPONENTS	74	3,362	45.4	40.2	8	21	61	1

PASSING

	Att	Comp	Pct	Yds	LG	TD	Int	QB
Kaepernick, Colin	478	289	60.5	3,369	80t	19	10	86.4
Gabbert, Blaine	7	3	42.9	38	20t	1	0	100.0
Boldin, Anquan	1	0	0.0	0	0	0	0	39.6
Lee, Andy	1	0	0.0	0	0	0	0	39.6
49ERS	487	292	60.0	3,407	80t	20	10	86.3
OPPONENTS	551	324	58.8	3,731	63	29	23	79.5



2015 (5-11)

Jim Tomsula, Coach

W	20	Minnesota (70,799), MON/S –14	3
L	18	at Pittsburgh (66,472), S –20	43
L	7	at Arizona (63,663), S –27	47
L	3	Green Bay (70,799), O –4	17
L	27	at New York Giants (78,515), SUN/O –11	30
W	25	Baltimore (70,799), O –18	20
L	3	Seattle (70,799), THU/O –22	20
L	6	at St. Louis (51,207), N –1	27
W	17	Atlanta (70,799), N –8	16
–	–	BYE, N –15	–
L	13	at Seattle (68,993), N –22	29
L	13	Arizona (70,799), N –29	19
W	26	at Chicago (62,088), D –6	(OT) 20
L	10	at Cleveland (63,916), D –13	24
L	14	Cincinnati (70,799), D –20	24
L	17	at Detroit (61,313), D –27	32
W	19	St. Louis (70,799), J –3	(OT) 16
238			387

TEAM STATISTICS		49ers	Opp
TOTAL FIRST DOWNS		261	356
Rushing		83	128
Passing		154	199
Penalty		24	29
TOTAL YARDS GAINED		4,860	6,199
By Rushing		1,544	2,020
By Passing		3,316	4,179
TOTAL PLAYS FROM SCRIMMAGE		969	1,081
Rushes		390	504
Average Gain Per Rush		4.0	4.0
NET YARDS PASSING		3,316	4,179
Passes Attempted		526	549
Passes Completed		322	375
Percent Completed		61.2	68.3
Had Intercepted		12	9
Times Sacked		53	28
Lost Attempting to Pass		330	196
PUNTS		92	74
Total Yardage of Punts		4,017	3,363
Average Length		43.7	45.4
KICKOFF RETURNS		42	23
Total Yards Returned		993	591
Average Length of Return		23.6	25.7
PENALTIES		113	112
Yards Penalized		823	920
FUMBLES		21	10
Own Fumbles Recovered		16	7
Opponents' Fumbles Recovered		3	5
FIELD GOALS		24	28
Field Goals Attempted		27	37
TOTAL POINTS SCORED		238	387
Touchdowns Scored		24	43
Touchdowns Rushing		7	20
Touchdowns Passing		16	21
Touchdown Returns		1	2
Extra Points		20	35
Field Goals		24	28
Safeties		0	2
AVG. TIME OF POSSESSION		26:20	33:40

SCORING	TDs	Ru	Pa	Int	Fu	KO	Pu	PAT	FG	S	Pts
Dawson, Phil	0	0	0	0	0	0	0	20/21	24/27	0	92
Smith, Torrey	4	0	4	0	0	0	0	0/0	0/0	0	26
Boldin, Anquan	4	0	4	0	0	0	0	0/0	0/0	0	24
Celek, Garrett	3	0	3	0	0	0	0	0/0	0/0	0	18
McDonald, Vance	3	0	3	0	0	0	0	0/0	0/0	0	18
Hyde, Carlos	3	3	0	0	0	0	0	0/0	0/0	0	18
Ward, Jimmie	1	0	0	1	0	0	0	0/0	0/0	0	6
Patton, Quinton	1	0	1	0	0	0	0	0/0	0/0	0	6
Miller, Bruce	1	1	0	0	0	0	0	0/0	0/0	0	6
Draughn, Shaun	1	1	0	0	0	0	0	0/0	0/0	0	6
Simpson, Jerome	1	0	1	0	0	0	0	0/0	0/0	0	6
Gabbert, Blaine	1	1	0	0	0	0	0	0/0	0/0	0	6
Kaepernick, Colin	1	1	0	0	0	0	0	0/0	0/0	0	6
49ERS	24	7	16	1	0	0	0	20/21	24/27	0	238
OPPONENTS	43	20	21	2	0	0	0	35/39	28/37	2	387

2-pt. conversions: Team: 1–2, Opponents: 3–4

Rookie Names in Italics

RUSHING	No	Yds	Avg	Long	TD
Hyde, Carlos	115	470	4.1	22	3
Draughn, Shaun	76	263	3.5	30	1
Kaepernick, Colin	45	256	5.7	15	1
Gabbert, Blaine	32	185	5.8	44t	1
Harris, DuJuan	27	140	5.2	47	0
<i>Davis, Mike</i>	35	58	1.7	13	0
<i>Hayne, Jarryd</i>	17	52	3.1	11	0
Gaskins, Kendall	16	38	2.4	14	0
Bush, Reggie	8	28	3.5	9	0
Cadet, Travaris	7	16	2.3	4	0
Miller, Bruce	6	14	2.3	4	1
Thomas, Pierre	4	12	3.0	4	0
Ellington, Bruce	1	7	7.0	7	0
Patton, Quinton	1	5	5.0	5	0
49ERS	390	1,544	4.0	47	7
OPPONENTS	504	2,020	4.0	71t	20

RECEIVING	No	Yds	Avg	Long	TD
Boldin, Anquan	69	789	11.4	51	4
Smith, Torrey	33	663	20.1	76t	4
Patton, Quinton	30	394	13.1	41	1
McDonald, Vance	30	326	10.9	36	3
Draughn, Shaun	25	175	7.0	26	0
Celek, Garrett	19	186	9.8	33	3
Davis, Vernon	18	194	10.8	43	0
<i>Bell, Blake</i>	15	186	12.4	48	0
Ellington, Bruce	13	153	11.8	44	0
Hyde, Carlos	11	53	4.8	11	0
Miller, Bruce	10	135	13.5	52	0
Harris, DuJuan	9	97	10.8	31	0
Gaskins, Kendall	8	69	8.6	16	0
Cadet, Travaris	7	66	9.4	16	0
<i>Davis, Mike</i>	7	38	5.4	11	0
<i>Hayne, Jarryd</i>	6	27	4.5	7	0
Simpson, Jerome	5	54	10.8	16	1
Bush, Reggie	4	19	4.8	8	0
<i>White, DeAndrew</i>	2	18	9.0	10	0
Leonhardt, Brian	1	4	4.0	4	0
49ERS	322	3,646	11.3	76t	16
OPPONENTS	375	4,375	11.7	66t	21

INTERCEPTIONS	No	Yds	Avg	Long	TD
Acker, Kenneth	3	45	15.0	45	0
Brock, Tramaine	3	26	8.7	26	0
Ward, Jimmie	1	29	29.0	29t	1
<i>Tartt, Jaquiski</i>	1	25	25.0	25	0
Wilhoite, Michael	1	0	0.0	0	0
49ERS	9	125	13.9	45	1
OPPONENTS	12	174	14.5	42	2

KICKOFF RETURNS	No	Yds	Avg	Long	TD
Ellington, Bruce	26	665	25.6	40	0
Patton, Quinton	7	157	22.4	35	0
<i>White, DeAndrew</i>	6	142	23.7	30	0
Thomas, Pierre	1	15	15.0	15	0
Jerod–Eddie, Tony	1	11	11.0	11	0
Miller, Bruce	1	3	3.0	3	0
49ERS	42	993	23.6	40	0
OPPONENTS	23	591	25.7	74	0

PUNT RETURNS	Ret	FC	Yds	Avg	Long	TD
Ellington, Bruce	19	17	137	7.2	36	0
<i>Hayne, Jarryd</i>	8	5	76	9.5	37	0
Bush, Reggie	2	1	9	4.5	9	0
<i>White, DeAndrew</i>	1	0	4	4.0	4	0
49ERS	30	23	226	7.5	37	0
OPPONENTS	44	22	283	6.4	41	0

PUNTING	No	Yds	Avg	Net	TB	I–20	Lg	B
<i>Pinion, Bradley</i>	91	3969	43.6	39.4	5	31	62	0
Dawson, Phil	1	48	48.0	47.0	0	0	48	0
49ERS	92	4,017	43.7	39.5	5	31	62	0
OPPONENTS	74	3,363	45.4	40.5	7	31	68	0

PASSING	Att	Comp	Pct	Yds	LG	TD	Int	QB
Gabbert, Blaine	282	178	63.1	2,031	71t	10	7	86.2
Kaepernick, Colin	244	144	59.0	1,615	76t	6	5	78.5
49ERS	526	322	61.2	3,646	76t	16	12	82.6
OPPONENTS	549	375	68.3	4,375	66t	21	9	98.1



2016 (2-14)

Chip Kelly, Coach

W	28	Los Angeles Rams (70,178), MON —12	0
L	27	at Carolina (74,143), S —18	46
L	18	at Seattle (69,010), S —25	37
L	17	Dallas (70,178), O —2	24
L	21	Arizona (70,178), THU /O—6	33
L	16	at Buffalo (70,003), O —16	45
L	17	Tampa Bay (70,178), O —23	34
—	—	BYE, O —30	—
L	23	New Orleans (70,178) N —6	41
L	20	at Arizona (65,127), N —13	23
L	17	New England (70,178), N —20	30
L	24	at Miami (65,856), N —27	31
L	6	at Chicago (59,782), D —4	26
L	17	New York Jets (70,178), D —11	(OT) 23
L	13	at Atlanta (70,164), D —18	41
W	22	at Los Angeles Rams (83,656), SAT /D—24	21
L	23	Seattle (70,178), J —1	25
309			480

TEAM STATISTICS

	49ers	Opp
TOTAL FIRST DOWNS	287	358
Rushing	116	140
Passing	152	187
Penalty	19	31
TOTAL YARDS GAINED	4,930	6,502
By Rushing	2,019	2,654
By Passing	2,911	4,848
TOTAL PLAYS FROM SCRIMMAGE	996	1,102
Rushes	458	548
Average Gain Per Rush	4.4	4.8
NET YARDS PASSING	2,911	4,848
Passes Attempted	491	521
Passes Completed	287	322
Percent Completed	58.5	61.8
Had Intercepted	10	10
Times Sacked	47	33
Lost Attempting to Pass	255	165
PUNTS	100	78
Total Yardage of Punts	4,402	3,429
Average Length	44.0	44.0
KICKOFF RETURNS	38	44
Total Yards Returned	749	869
Average Length of Return	19.7	19.8
PENALTIES	99	93
Yards Penalized	831	795
FUMBLES	29	25
Own Fumbles Recovered	19	10
Opponents' Fumbles Recovered	10	15
FIELD GOALS	18	29
Field Goals Attempted	21	32
TOTAL POINTS SCORED	309	480
Touchdowns Scored	36	56
Touchdowns Rushing	15	25
Touchdowns Passing	21	30
Touchdown Returns	0	1
Extra Points	33	51
Field Goals	18	29
Safeties	1	2
AVG. TIME OF POSSESSION	26:45	33:15

SCORING

	TDs	Ru	Pa	Int	Fu	KO	Pu	PAT	FG	S	Pts
Dawson, Phil	0	0	0	0	0	0	0	33/34	18/21	0	87
Hyde, Carlos	9	6	3	0	0	0	0	0/0	0/0	0	56
Draughn, Shaun	6	4	2	0	0	0	0	0/0	0/0	0	36
McDonald, Vance	4	0	4	0	0	0	0	0/0	0/0	0	24
Celek, Garrett	3	0	3	0	0	0	0	0/0	0/0	0	18
Kerley, Jeremy	3	0	3	0	0	0	0	0/0	0/0	0	18
Smith, Torrey	3	0	3	0	0	0	0	0/0	0/0	0	18
Kaepernick, Colin	2	2	0	0	0	0	0	0/0	0/0	0	14
Gabbert, Blaine	2	2	0	0	0	0	0	0/0	0/0	0	12
Streater, Rod	2	0	2	0	0	0	0	0/0	0/0	0	12
Davis, Mike	1	1	0	0	0	0	0	0/0	0/0	0	6
Harris, DuJuan	1	0	1	0	0	0	0	0/0	0/0	0	6
49ERS	36	15	21	0	0	0	0	33/34	18/21	1	309
OPPONENTS	56	25	30	0	1	0	1	51/54	29/32	2	480

2-pt. conversions: Team: 2-2, Opponents: 1-1

Rookie Names in Italics

RUSHING

	No	Yds	Avg	Long	TD
Hyde, Carlos	217	988	4.6	47	6
Kaepernick, Colin	69	468	6.8	30	2
Draughn, Shaun	74	196	2.6	18	4
Gabbert, Blaine	40	173	4.3	24	2
Harris, DuJuan	38	138	3.6	19	0
Davis, Mike	19	50	2.6	8	1
Mostert, Raheem	1	6	6.0	6	0
49ERS	458	2,019	4.4	47	15
OPPONENTS	548	2,654	4.8	75t	25

RECEIVING

	No	Yds	Avg	Long	TD
Kerley, Jeremy	64	667	10.4	33t	3
Patton, Quinton	37	408	11.0	45	0
Celek, Garrett	29	350	12.1	31	3
Draughn, Shaun	29	263	9.1	29	2
Hyde, Carlos	27	163	6.0	19t	3
McDonald, Vance	24	391	16.3	75t	4
Smith, Torrey	20	267	13.4	53t	3
Streater, Rod	18	191	10.6	25	2
Harper, Chris	13	133	10.2	19	0
Harris, DuJuan	8	115	14.4	47t	1
Burbridge, Aaron	7	88	12.6	24	0
Bell, Blake	4	85	21.3	45	0
Davis, Mike	3	25	8.3	10	0
Hamm, Je'Ron	2	13	6.5	7	0
Smelter, DeAndre	1	23	23.0	23	0
Gabbert, Blaine	1	-16	-16.0	-16	0
49ERS	287	3,166	11.0	75t	21
OPPONENTS	322	4,013	12.5	78t	30

INTERCEPTIONS

	No	Yds	Avg	Long	TD
Hodges, Gerald	2	27	13.5	21	0
Brock, Trmaine	1	39	39.0	39	0
Reid, Eric	1	13	13.0	13	0
Ward, Jimmie	1	8	8.0	8	0
Armstrong, Ray-Ray	1	5	5.0	5	0
Bellore, Nick	1	4	4.0	4	0
Bethea, Antoine	1	0	0.0	0	0
Bowman, NaVorro	1	0	0.0	0	0
Robinson, Rashard	1	0	0.0	0	0
49ERS	10	96	9.6	39	0
OPPONENTS	10	134	13.4	29	0

KICKOFF RETURNS

	No	Yds	Avg	Long	TD
Shepherd, JaCorey	21	456	21.7	41	0
Davis, Chris	6	129	21.5	26	0
Martin, Keshawn	2	37	18.5	20	0
Mostert, Raheem	2	35	17.5	26	0
Kerley, Jeremy	2	32	16.0	20	0
Davis, Mike	2	18	9.0	12	0
Harris, DuJuan	1	18	18.0	18	0
Smith, Torrey	1	13	13.0	13	0
Patton, Quinton	1	11	11.0	11	0
49ERS	38	749	19.7	41	0
OPPONENTS	44	869	19.8	78	0

PUNT RETURNS

	Ret	FC	Yds	Avg	Long	TD
Kerley, Jeremy	21	36	158	7.5	26	0
Johnson, Dontae	1	0	25	25.0	25	0
Burbridge, Aaron	1	0	0	0.0	0	0
Mostert, Raheem	0	0	33	0	33	0
49ERS	23	36	216	9.4	33	0
OPPONENTS	40	41	345	8.6	62	0

PUNTING

	No	Yds	Avg	Net	TB	I-20	Lg	B
Pinion, Bradley	100	4,402	44.0	39.8	4	28	65	0
49ERS	100	4,402	44.0	39.8	4	28	65	0
OPPONENTS	78	3,429	44.0	39.4	7	34	64	0

PASSING

	Att	Comp	Pct	Yds	LG	TD	Int	QB
Kaepernick, Colin	331	196	59.2	2,241	65t	16	4	90.7
Gabbert, Blaine	160	91	56.9	925	75t	5	6	68.4
49ERS	491	287	58.5	3,166	75t	21	10	83.4
OPPONENTS	521	322	61.8	4,013	78t	30	10	96.9



2017 (6-10)

Kyle Shanahan, Coach

L	3	Carolina (70,178), S-10	23
L	9	at Seattle (68,729), S-17	12
L	39	Los Angeles Rams (70,178), THU/S-21	41
L	15	at Arizona (64,121), O-1	(OT) 18
L	23	at Indianapolis (65,612), O-8	(OT) 26
L	24	at Washington (75,568), O-15	26
L	10	Dallas (70,133), 10-22	40
L	10	at Philadelphia (69,596), O-29	33
L	10	Arizona (70,133), N-5	20
W	31	New York Giants (70,133), N-12	21
-	-	BYE, N-19	-
L	13	Seattle (70,134), N-26	24
W	15	at Chicago (61,302), D-3	14
W	26	at Houston (71,802), D-10	16
W	25	Tennessee (70,133), D-17	23
W	44	Jacksonville (70,133), D-24	33
W	34	at Los Angeles Rams (66,125), D-31	13
331			383

TEAM STATISTICS		49ers	Opp
TOTAL FIRST DOWNS		321	343
Rushing		88	108
Passing		206	198
Penalty		27	37
TOTAL YARDS GAINED		5,587	5,625
By Rushing		1,662	1,861
By Passing		3,925	3,764
TOTAL PLAYS FROM SCRIMMAGE		1,058	1,065
Rushes		408	491
Average Gain Per Rush		4.1	3.8
NET YARDS PASSING		3,925	3,764
Passes Attempted		607	544
Passes Completed		362	344
Percent Completed		59.6	63.2
Had Intercepted		15	10
Times Sacked		43	30
Lost Attempting to Pass		310	179
PUNTS		75	74
Total Yardage of Punts		3,255	3,462
Average Length		43.4	46.8
KICKOFF RETURNS		31	15
Total Yards Returned		570	302
Average Length of Return		18.4	20.1
PENALTIES		123	97
Yards Penalized		988	791
FUMBLES		14	25
Own Fumbles Recovered		6	15
Opponents' Fumbles Recovered		10	8
FIELD GOALS		39	31
Field Goals Attempted		41	35
TOTAL POINTS SCORED		331	383
Touchdowns Scored		31	42
Touchdowns Rushing		15	13
Touchdowns Passing		15	27
Touchdown Returns		1	2
Extra Points		28	30
Field Goals		39	31
Safeties		0	0
AVG. TIME OF POSSESSION		28:44	31:16

SCORING	TDs	Ru	Pa	Int	Fu	KO	Pu	PAT	FG	S	Pts
Gould, Robbie	0	0	0	0	0	0	0	28/30	39/41	0	145
Hyde, Carlos	8	8	0	0	0	0	0	0/0	0/0	0	48
Celek, Garrett	4	0	4	0	0	0	0	0/0	0/0	0	24
Breida, Matt	3	2	1	0	0	0	0	0/0	0/0	0	18
Beathard, C.J.	3	3	0	0	0	0	0	0/0	0/0	0	18
Goodwin, Marquise	2	0	2	0	0	0	0	0/0	0/0	0	12
Kittle, George	2	0	2	0	0	0	0	0/0	0/0	0	12
Taylor, Trent	2	0	2	0	0	0	0	0/0	0/0	0	12
Robinson, Aldrick	2	0	2	0	0	0	0	0/0	0/0	0	12
Johnson, Dontae	1	0	0	1	0	0	0	0/0	0/0	0	6
Garoppolo, Jimmy	1	1	0	0	0	0	0	0/0	0/0	0	6
Juszczyk, Kyle	1	0	1	0	0	0	0	0/0	0/0	0	6
Hoyer, Brian	1	1	0	0	0	0	0	0/0	0/0	0	6
Murphy, Louis	1	0	1	0	0	0	0	0/0	0/0	0	6
49ERS	31	15	15	1	0	0	0	28/30	39/41	0	331
OPPONENTS	42	13	27	1	0	0	1	30/37	31/35	0	383

2-pt. conversions: Team: 0-1, Opponents: 3-4

Rookie Names in Italics

RUSHING	No	Yds	Avg	Long	TD
Hyde, Carlos	240	938	3.9	61	8
Breida, Matt	105	465	4.4	33t	2
Beathard, C.J.	26	136	5.2	16	3
Goodwin, Marquise	4	44	11.0	18	0
Juszczyk, Kyle	7	31	4.4	12	0
Mostert, Raheem	6	30	5.0	16	0
Garoppolo, Jimmy	15	11	0.7	8	1
Hoyer, Brian	5	7	1.4	9t	1
49ERS	408	1,662	4.1	61	15
OPPONENTS	491	1,861	3.8	45	13

RECEIVING	No	Yds	Avg	Long	TD
Hyde, Carlos	59	350	5.9	18	0
Goodwin, Marquise	56	962	17.2	83t	2
Kittle, George	43	515	12.0	44	2
Taylor, Trent	43	430	10.0	33	2
Garçon, Pierre	40	500	12.5	59	0
Juszczyk, Kyle	33	315	9.5	44	1
Celek, Garrett	21	336	16.0	61	4
Breida, Matt	21	180	8.6	32	1
Robinson, Aldrick	19	260	13.7	45t	2
Bourne, Kendrick	16	257	16.1	54	0
Murphy, Louis	8	121	15.1	40	1
Hikutini, Cole	2	15	7.5	10	0
Garoppolo, Jimmy	1	-6	-6.0	-6	0
49ERS	362	4,235	11.7	83t	15
OPPONENTS	344	3,943	11.5	72t	27

INTERCEPTIONS	No	Yds	Avg	Long	TD
Witherspoon, Ahkello	2	42	21.0	23	0
Armstrong, Ray-Ray	2	29	14.5	29	0
Reid, Eric	2	0	0.0	0	0
Johnson, Dontae	1	50	50.0	50t	1
Tartt, Jaquiski	1	37	37.0	37	0
Williams, K'Waun	1	27	27.0	27	0
Robinson, Rashard	1	0	0.0	0	0
49ERS	10	185	18.5	50t	1
OPPONENTS	15	163	10.9	38	1

KICKOFF RETURNS	No	Yds	Avg	Long	TD
Bolden Jr., Victor	19	396	20.8	34	0
Breida, Matt	5	83	16.6	28	0
Mostert, Raheem	5	83	16.6	21	0
Taylor, Trent	1	8	8.0	8	0
Blair III, Ronald	1	0	0.0	0	0
49ERS	31	570	18.4	34	0
OPPONENTS	15	302	20.1	28	0

PUNT RETURNS	Ret	FC	Yds	Avg	Long	TD
Taylor, Trent	30	16	281	9.4	39	0
Bolden Jr., Victor	4	1	23	5.8	16	0
49ERS	34	17	304	8.9	39	0
OPPONENTS	33	23	138	4.2	61t	1

PUNTING	No	Yds	Avg	Net	TB	I-20	Lg	B
Pinion, Bradley	75	3255	43.4	41.3	1	31	59	0
49ERS	75	3255	43.4	41.3	1	31	59	0
OPPONENTS	74	3462	46.8	40.8	7	27	74	0

PASSING	Att	Comp	Pct	Yds	LG	TD	Int	QB
Garoppolo, Jimmy	178	120	67.4	1,560	61	7	5	96.2
Beathard, C.J.	224	123	54.9	1,430	83t	4	6	69.2
Hoyer, Brian	205	119	58.0	1,245	59	4	4	74.1
49ERS	607	362	59.6	4,235	83t	15	15	78.8
OPPONENTS	544	344	63.2	3,943	72t	27	10	93.9



49ERS RECORD VS. OPPONENTS

(NATIONAL FOOTBALL LEAGUE - 1950-PRESENT)



ARIZONA CARDINALS

Overall: 29–26

Home: 17–12

Away: 12–14

Date	Win	Score	Location	Date	Win	Score	Location	Date	Win	Score	Location
11/18/51	Cardinals	27–21	SF*	9/27/99	49ers	24–10	AZ	1/2/11	49ers	38–7	SF
9/29/57	Cardinals	20–10	SF*	10/1/00	49ers	27–20	SF	11/20/11	49ers	23–7	SF
11/25/62	49ers	24–17	SL	10/27/02	49ers	38–28	SF	12/11/11	Cardinals	21–19	AZ
9/27/64	Cardinals	23–13	SF	12/21/02	49ers	17–14	AZ	10/29/12	49ers	24–3	AZ
9/22/68	49ers	35–17	SF	10/26/03	Cardinals	16–13 (OT)	AZ	12/30/12	49ers	27–13	SF
10/24/71	49ers	26–14	SL	12/7/03	49ers	50–14	SF	10/13/13	49ers	32–20	SF
10/6/74	Cardinals	34–9	SF	10/10/04	49ers	31–28 (OT)	SF	12/29/13	49ers	23–20	AZ
10/31/76	Cardinals	23–20 (OT)	SL	12/12/04	49ers	31–28 (OT)	AZ	9/21/14	Cardinals	23–14	AZ
11/12/78	Cardinals	16–10	SF	10/2/05	Cardinals	31–14	MC	12/28/14	49ers	20–17	SF
12/2/79	Cardinals	13–10	SL	12/4/05	Cardinals	17–10	SF	9/27/15	Cardinals	47–7	AZ
9/14/80	49ers	24–21 (OT)	SF	9/10/06	Cardinals	34–27	AZ	11/29/15	Cardinals	19–13	SF
11/21/82	49ers	31–20	SL	12/24/06	Cardinals	26–20	SF	10/6/16	Cardinals	33–21	SF
9/18/83	49ers	42–27	SL	9/10/07	49ers	20–17	SF	11/13/16	Cardinals	23–20	AZ
11/9/86	49ers	43–17	SF	11/25/07	49ers	37–31 (OT)	AZ	10/1/17	Cardinals	18–15 (OT)	AZ
10/18/87	49ers	34–28	SF	9/7/08	Cardinals	23–13	SF	11/5/17	Cardinals	20–10	SF
11/6/88	Cardinals	24–23	P	11/10/08	Cardinals	29–24	AZ	10/7/18	Cardinals	28–18	SF
11/17/91	49ers	14–10	SF	9/13/09	49ers	20–16	AZ	10/28/18	Cardinals	18–15	AZ
11/1/92	Cardinals	24–14	P	12/14/09	49ers	24–9	SF				
10/24/93	49ers	28–14	SF	11/29/10	49ers	27–6	AZ				

*Chicago Cardinals (SL) – St. Louis (P) – Phoenix (AZ) – Arizona (MC) – Mexico City

Record: At Levi's Stadium: (1–4)

State Farm Stadium: (5–8)

Points: At Levi's Stadium: (82–117)

State Farm Stadium: (272–289)



ATLANTA FALCONS

Overall: 47–31–1

Home: 28–11

Away: 19–20–1

Date	Win	Score	Location	Date	Win	Score	Location	Date	Win	Score	Location
10/16/66	49ers	44–7	A	9/28/80	Falcons	20–17	SF	10/16/94	49ers	42–3	A
9/24/67	49ers	38–7	SF	12/14/80	Falcons	35–10	A	12/4/94	49ers	50–14	SF
12/10/67	49ers	34–28	A	9/20/81	Falcons	34–17	A	9/10/95	49ers	41–10	SF
9/29/68	49ers	28–13	SF	11/8/81	49ers	17–14	SF	12/24/95	Falcons	28–27	A
12/15/68	49ers	14–12	A	12/19/82	Falcons	17–7	SF	9/29/96	49ers	39–17	SF
9/21/69	Falcons	24–12	A	9/25/83	49ers	24–20	SF	12/2/96	49ers	34–10	A
10/19/69	Falcons	21–7	SF	11/20/83	Falcons	28–24	A	9/21/97	49ers	34–7	SF
10/4/70	Falcons	21–0	A	9/30/84	49ers	14–5	SF	10/19/97	49ers	35–28	A
12/06/70	49ers	24–20	SF	12/2/84	49ers	35–17	A	9/27/98	49ers	31–20	SF
9/19/71	Falcons	20–17	A	9/15/85	49ers	35–16	SF	11/15/98	Falcons	31–19	A
12/12/71	49ers	24–3	SF	10/6/85	49ers	38–17	A	1/9/99 (d) Falcons 20–18 A			
10/29/72	49ers	49–14	A	10/19/86	Tie	10–10 (OT)	A	12/12/99	49ers	26–7	SF
12/10/72	49ers	20–0	SF	11/23/86	49ers	20–0	SF	1/3/00	Falcons	34–29	A
10/7/73	49ers	13–9	A	10/11/87	49ers	25–17	A	9/3/00	Falcons	36–28	A
10/28/73	Falcons	17–3	SF	12/20/87	49ers	35–7	SF	11/19/00	49ers	16–6	SF
9/22/74	49ers	16–10	A	9/18/88	Falcons	34–17	SF	9/9/01	49ers	16–13 (OT)	SF
11/24/74	49ers	27–0	SF	12/4/88	49ers	13–3	A	10/14/01	49ers	37–31 (OT)	A
10/12/75	Falcons	17–3	SF	11/12/89	49ers	45–3	SF	9/12/04	Falcons	21–19	SF
12/14/75	Falcons	31–9	A	12/3/89	49ers	23–10	A	11/4/07	Falcons	20–16	A
10/23/76	49ers	15–0	SF	9/23/90	49ers	19–13	SF	10/11/09	Falcons	45–10	SF
11/14/76	Falcons	21–16	A	10/14/90	49ers	45–35	A	10/3/10	Falcons	16–14	A
10/9/77	Falcons	7–0	SF	10/13/91	Falcons	39–34	SF	1/20/13 (c) 49ers 28–24 A			
11/6/77	49ers	10–3	A	11/3/91	Falcons	17–14	A	12/23/13	49ers	34–24	SF
10/22/78	Falcons	20–17	SF	10/18/92	49ers	56–17	SF	11/8/15	49ers	17–16	SF
11/5/78	Falcons	21–10	A	11/9/92	49ers	41–3	A	12/18/16	Falcons	41–13	A
10/21/79	49ers	20–15	SF	9/19/93	49ers	37–30	SF				
12/16/79	Falcons	31–21	A	12/11/93	Falcons	27–24	A				

(d) – NFC Divisional Playoff

(c) – NFC Championship Game

Record: At Levi's Stadium: (1–0)

Mercedes-Benz Stadium: (0–0)

Points: At Levi's Stadium: (17–16)

Mercedes-Benz Stadium: (0–0)

**BALTIMORE RAVENS****Overall: 2–4****Home: 2–1****Away: 0–2****Neutral: 0–1**

Date	Win	Score	Location	Date	Win	Score	Location	Date	Win	Score	Location
11/17/96	49ers	38–20	SF	10/7/07	Ravens	9–7	SF	2/3/13 (s)	Ravens	34–31	NO
11/30/03	Ravens	44–6	B	11/24/11	Ravens	16–6	B	10/18/15	49ers	25–20	SF

(s) – Super Bowl XLVII

(NO) – Mercedes-Benz Superdome (New Orleans, LA)

Record: At Levi's Stadium: (1–0)**M&T Bank Stadium:** (0–2)**Points:** At Levi's Stadium: (25–20)**M&T Bank Stadium:** (12–60)**BUFFALO BILLS****Overall: 6–6****Home: 4–3****Away: 2–3**

Date	Win	Score	Location	Date	Win	Score	Location	Date	Win	Score	Location
9/24/72	Bills	27–20	B	9/13/92	Bills	34–31	SF	12/26/04	Bills	41–7	SF
12/21/80	Bills	18–13	SF	12/3/95	49ers	27–17	SF	11/30/08	49ers	10–3	B
12/11/83	49ers	23–10	B	10/4/98	Bills	26–21	B	10/7/12	49ers	45–3	SF
12/17/89	49ers	21–10	SF	12/2/01	49ers	35–0	SF	10/16/16	Bills	45–16	B

Record: At Levi's Stadium: (0–0)**New Era Field:** (2–2)**Points:** At Levi's Stadium: (0–0)**New Era Field:** (70–84)**CAROLINA PANTHERS****Overall: 8–13****Home: 3–7****Away: 5–6**

Date	Win	Score	Location	Date	Win	Score	Location	Date	Win	Score	Location
11/5/95	Panthers	13–7	SF	12/6/98	49ers	31–28 (OT)	C	11/14/04	Panthers	37–27	SF
12/10/95	49ers	31–10	C*	10/17/99	Panthers	31–29	SF	12/2/07	Panthers	31–14	C
9/22/96	Panthers	23–7	C	12/18/99	Panthers	41–24	C	10/24/10	Panthers	23–20	C
12/8/96	Panthers	30–24	SF	9/10/00	Panthers	38–22	SF	11/10/13	Panthers	10–9	SF
9/29/97	49ers	34–21	C	10/22/00	Panthers	34–16	C	1/12/14 (d)	49ers	23–10	C
11/16/97	49ers	27–19	SF	10/7/01	49ers	24–14	SF	9/18/16	Panthers	46–27	C
11/8/98	49ers	25–23	SF	11/18/01	49ers	25–22 (OT)	C	9/11/17	Panthers	23–3	SF

* Clemson, SC

(d) – NFC Divisional Playoff

Record: At Levi's Stadium: (0–1)**Bank of America Stadium:** (4–6)**Points:** At Levi's Stadium: (3–23)**Bank of America Stadium:** (221–279)**CHICAGO BEARS****Overall: 34–32–1****Home: 22–14****Away: 12–18–1**


Date	Win	Score	Location	Date	Win	Score	Location	Date	Win	Score	Location
9/24/50	Bears	32–20	SF	9/16/62	Bears	30–14	SF	1/6/85 (c)	49ers	23–0	SF
11/19/50	Bears	17–0	C	10/14/62	49ers	34–27	C	10/13/85	Bears	26–10	SF
10/21/51	Bears	13–7	C	10/20/63	49ers	20–14	SF	12/14/87	49ers	41–0	SF
10/19/52	49ers	40–16	C	12/8/63	Bears	27–7	C	10/24/88	Bears	10–9	C
11/2/52	Bears	20–17	SF	10/4/64	49ers	31–21	SF	1/8/89 (c)	49ers	28–3	C
10/18/53	49ers	35–28	C	11/22/64	Bears	23–21	C	12/24/89	49ers	26–0	SF
11/1/53	49ers	24–14	SF	9/19/65	49ers	52–24	SF	12/23/91	49ers	52–14	SF
10/17/54	49ers	31–24	C	12/12/65	Bears	61–20	C	1/7/95 (d)	49ers	44–15	SF
10/31/54	Bears	31–27	SF	11/13/66	Tie	30–30	C	12/17/00	49ers	17–0	SF
10/9/55	49ers	20–19	C	12/11/66	49ers	41–14	SF	10/28/01	Bears	37–31 (OT)	C
10/23/55	Bears	34–23	SF	12/3/67	Bears	28–14	SF	9/7/03	49ers	49–7	SF
10/14/56	Bears	31–7	C	11/10/68	Bears	27–19	C	10/31/04	Bears	23–13	C
10/28/56	Bears	38–21	SF	12/6/69	49ers	42–21	SF	11/13/05	Bears	17–9	C
10/13/57	49ers	21–17	C	11/8/70	49ers	37–16	C	10/29/06	Bears	41–10	C
10/27/57	49ers	21–17	SF	10/17/71	49ers	13–0	SF	11/12/09	49ers	10–6	SF
10/12/58	Bears	28–6	C	11/19/72	49ers	34–21	C	11/19/12	49ers	32–7	SF
10/26/58	Bears	27–14	SF	11/17/74	49ers	34–0	C	9/14/14	Bears	28–20	SF
10/25/59	49ers	20–17	SF	11/16/75	49ers	31–3	SF	12/6/15	49ers	26–20 (OT)	C
11/15/59	Bears	14–3	C	9/19/76	Bears	19–12	SF	12/4/16	Bears	26–6	C
10/16/60	Bears	27–10	C	9/10/78	Bears	16–13	SF	12/3/17	49ers	15–14	C
10/30/60	49ers	25–7	SF	10/28/79	Bears	28–27	SF	12/23/18	Bears	14–9	SF
10/22/61	Bears	31–0	C	9/13/81	49ers	28–17	SF				
11/19/61	49ers	41–31	SF	11/27/83	Bears	13–3	C				

(c) – NFC Championship

(d) – NFC Divisional Playoff

Record: At Levi's Stadium: (0–2)**Soldier Field:** (5–7)**Points:** At Levi's Stadium: (29–42)**Soldier Field:** (218–225)




 CINCINNATI BENGALS				Overall: 11–4				Home: 5–2				Away: 4–2				Neutral: 2–0			
Date	Win	Score	Location	Date	Win	Score	Location	Date	Win	Score	Location	Date	Win	Score	Location	Date	Win	Score	Location
9/29/74	Bengals	21–3	SF	9/20/87	49ers	27–26	C	12/5/99	Bengals	44–30	C	12/14/03	Bengals	41–38	C				
10/1/78	49ers	28–12	SF	1/22/89	49ers (s)	20–16	M	12/15/07	49ers	20–13	SF	9/25/11	49ers	13–8	C				
12/6/81	49ers	21–3	C	12/9/90	49ers	20–17 (OT)	C	12/20/15	Bengals	24–14	SF								
1/24/82	49ers (s)	26–21	D	12/5/93	49ers	21–8	SF												
11/4/84	49ers	23–17	SF	10/20/96	49ers	28–21	SF												

(s) – Super Bowl XVI & XXIII


(D) – Pontiac Silverdome (Pontiac, MI)

(M) – Joe Robbie Stadium (Miami, FL)

Record: At Levi's Stadium: (0–1)	Paul Brown Stadium: (1–1)	Points: At Levi's Stadium: (14–24)	Paul Brown Stadium: (51–49)
----------------------------------	---------------------------	------------------------------------	-----------------------------

 CLEVELAND BROWNS				Overall: 7–12				Home: 5–5				Away: 2–7			
Date	Win	Score	Location	Date	Win	Score	Location	Date	Win	Score	Location	Date	Win	Score	Location
11/12/50	Browns	34–14	C	9/27/70	49ers	34–31	SF	9/13/93	Browns	23–13	C	9/21/03	Browns	13–12	SF
9/30/51	49ers	24–10	SF	12/1/74	Browns	7–0	C	12/30/07	Browns	20–7	C	10/30/11	49ers	20–10	SF
11/15/53	Browns	23–21	C	9/3/78	Browns	24–7	C	12/13/15	Browns	24–10	C				
10/2/55	Browns	38–3	SF	11/15/81	Browns	15–12	SF								
11/29/59	49ers	21–20	C	11/11/84	49ers	41–7	C								
12/15/62	Browns	13–10	SF	11/29/87	49ers	38–24	SF								
11/3/68	Browns	33–21	SF	10/28/90	49ers	20–17	SF								


Record: At Levi's Stadium: (0–0)	FirstEnergy Stadium: (0–2)	Points: At Levi's Stadium: (0–0)	FirstEnergy Stadium: (17–44)
----------------------------------	----------------------------	----------------------------------	------------------------------

 DALLAS COWBOYS				Overall: 17–18–1				Home: 9–10				Away: 8–8–1			
Date	Win	Score	Location	Date	Win	Score	Location	Date	Win	Score	Location	Date	Win	Score	Location
11/20/60	49ers	26–14	D	10/12/80	Cowboys	59–14	D	11/12/95	49ers	38–20	D	11/10/96	Cowboys	20–17 (OT)	SF
11/10/63	49ers	31–24	SF	10/11/81	49ers	45–14	SF	11/2/97	49ers	17–10	SF	9/24/00	49ers	41–24	D
11/7/65	Cowboys	39–31	D	1/10/82 (c)	49ers	28–27	SF	12/30/01	Cowboys	27–21	D	12/8/02	49ers	31–27	D
12/16/67	49ers	24–16	SF	12/19/83	49ers	42–17	SF	9/25/05	Cowboys	34–31	SF	11/23/08	Cowboys	35–22	D
11/27/69	Tie	24–24	D	12/22/85	49ers	31–16	SF	9/18/11	Cowboys	27–24 (OT)	SF	9/7/14	49ers	28–17	D
1/3/71 (c)	Cowboys	17–10	SF	10/15/89	49ers	31–14	D	10/2/16	Cowboys	24–17	SF	10/22/17	Cowboys	40–10	SF
1/2/72 (c)	Cowboys	14–3	D	11/11/90	49ers	24–6	D								
11/23/72	49ers	31–10	D	1/17/93 (c)	Cowboys	30–20	SF								
12/23/72 (d)	Cowboys	30–28	SF	10/17/93	Cowboys	26–17	D								
11/10/74	Cowboys	20–14	D	1/23/94 (c)	Cowboys	38–21	D								
12/12/77	Cowboys	42–35	SF	11/13/94	49ers	21–14	SF								
9/9/79	Cowboys	21–13	SF	1/15/95 (c)	49ers	38–28	SF								

(c) – NFC Championship

(d) – NFC Divisional Playoff

Record: At Levi's Stadium: (0–2)	AT&T Stadium: (1–0)	Points: At Levi's Stadium: (27–64)	AT&T Stadium: (28–17)
----------------------------------	---------------------	------------------------------------	-----------------------

 DENVER BRONCOS				Overall: 8–7				Home: 5–3				Away: 2–4				Neutral: 1–0			
Date	Win	Score	Location	Date	Win	Score	Location	Date	Win	Score	Location	Date	Win	Score	Location	Date	Win	Score	Location
10/25/70	49ers	19–14	SF	10/9/88	Broncos	16–13 (OT)	SF	9/15/02	Broncos	24–14	SF	12/31/06	49ers	26–23 (OT)	D				
9/23/73	49ers	36–34	D	1/28/90 (s)	49ers	55–10	NO	10/31/10	49ers	24–16	London	10/19/14	Broncos	42–17	D				
11/18/79	Broncos	38–28	SF	12/17/94	49ers	42–19	SF	12/9/18	49ers	20–14	SF								
9/19/82	Broncos	24–21	D	12/15/97	49ers	34–17	SF												
11/11/85	Broncos	17–16	D	12/23/00	Broncos	38–9	D												

(s) – Super Bowl XXIV

(NO) – Superdome (New Orleans, LA)

Record: At Levi's Stadium: (1–0)	Broncos Stadium at Mile High: (1–1)	Points: At Levi's Stadium: (20–14)	Broncos Stadium at Mile High: (43–65)
----------------------------------	-------------------------------------	------------------------------------	---------------------------------------

**DETROIT LIONS****Overall: 38–28–1****Home: 24–10–1****Away: 14–18**

Date	Win	Score	Location	Date	Win	Score	Location	Date	Win	Score	Location
10/8/50	Lions	24–7	D	10/1/61	49ers	49–0	D	9/6/81	Lions	24–17	P
10/22/50	49ers	28–27	SF	11/5/61	Tie	20–20	SF	12/31/83 (d) 49ers	24–23	SF	
12/2/51	49ers	20–10	D	9/23/62	Lions	45–24	D	9/2/84	49ers	30–27	P
12/16/51	49ers	21–17	SF	11/11/62	Lions	38–24	SF	10/20/85	Lions	23–21	P
9/28/52	49ers	17–3	SF	10/6/63	Lions	26–3	D	10/2/88	49ers	20–13	SF
10/12/52	49ers	28–0	D	11/3/63	Lions	45–7	SF	10/20/91	49ers	35–3	SF
10/11/53	Lions	24–21	D	9/13/64	Lions	26–17	SF	12/28/92	49ers	24–6	SF
10/25/53	Lions	14–10	SF	12/13/64	Lions	24–7	D	12/19/93	49ers	55–17	P
10/24/54	49ers	37–31	SF	11/14/65	49ers	27–21	D	10/9/94	49ers	27–14	P
11/14/54	Lions	48–7	D	12/5/65	49ers	17–14	SF	9/25/95	Lions	27–24	P
10/16/55	49ers	27–24	D	10/23/66	49ers	27–24	SF	12/23/96	49ers	24–14	SF
10/30/55	49ers	38–21	SF	11/24/66	49ers	41–14	D	12/14/98	49ers	35–13	SF
10/21/56	Lions	20–17	D	10/29/67	Lions	45–3	SF	11/4/01	49ers	21–13	SF
11/4/56	Lions	17–13	SF	10/27/68	49ers	14–7	D	10/5/03	49ers	24–17	SF
11/3/57	49ers	35–31	SF	11/2/69	Lions	26–14	SF	11/12/06	49ers	19–13	D
11/17/57	Lions	31–10	D	11/22/70	Lions	28–7	D	9/21/08	49ers	31–13	SF
12/22/57 (d) Lions	31–27	SF		12/19/71	49ers	31–27	SF	12/27/09	49ers	20–6	SF
11/2/58	49ers	24–21	SF	11/4/73	Lions	30–20	D	10/16/11	49ers	25–19	D
11/16/58	Lions	35–21	D	10/14/74	Lions	17–13	D	9/16/12	49ers	27–19	SF
10/18/59	49ers	34–13	D	11/2/75	Lions	28–17	SF	12/27/15	Lions	32–17	D
11/1/59	49ers	33–7	SF	10/23/77	49ers	28–7	SF	9/16/18	49ers	30–27	SF
10/9/60	49ers	14–10	D	12/17/78	Lions	33–14	P				
11/6/60	Lions	24–0	SF	11/2/80	Lions	17–13	P				

(d) – NFC Divisional Playoff

(D) – Detroit

(P) – Pontiac

Record: At Levi's Stadium: (1–0)**Ford Field: (2–1)****Points: At Levi's Stadium: (30–27)****Ford Field: (61–64)****GREEN BAY PACKERS****Overall: 30–36–1****Home: 18–12–1****Away: 12–24**

Date	Win	Score	Location	Date	Win	Score	Location	Date	Win	Score	Location
11/26/50	Packers	25–21	GB	12/9/62	Packers	31–21	SF	11/4/90	49ers	24–20	GB
12/10/50	49ers	30–14	SF	11/24/63	Packers	28–10	M	1/6/96 (d) Packers	27–17	SF	
12/9/51	49ers	31–19	SF	12/14/63	Packers	21–17	SF	10/14/96	Packers	23–20 (OT)	GB
12/14/52	49ers	24–14	SF	10/11/64	Packers	24–14	M	1/4/97 (d) Packers	35–14	GB	
11/22/53	49ers	37–7	M	11/15/64	49ers	24–14	SF	1/11/98 (c) Packers	23–10	SF	
12/6/53	49ers	48–14	SF	10/10/65	Packers	27–10	GB	11/1/98	Packers	36–22	GB
10/10/54	49ers	23–17	M	12/19/65	Tie	24–24	SF	1/3/99 (w) 49ers	30–27	SF	
12/5/54	49ers	35–0	SF	10/9/66	49ers	21–20	SF	11/29/99	Packers	20–3	SF
11/20/55	Packers	27–21	M	12/4/66	Packers	20–7	M	10/15/00	Packers	31–28	GB
12/4/55	Packers	28–7	SF	11/19/67	Packers	13–0	GB	1/13/02 (w) Packers	25–15	GB	
11/18/56	49ers	17–16	GB	12/1/68	49ers	27–20	SF	12/15/02	Packers	20–14	SF
12/8/56	49ers	38–20	SF	9/28/69	Packers	14–7	M	11/23/03	Packers	20–10	GB
10/20/57	49ers	24–14	M	11/1/70	49ers	26–10	SF	12/10/06	Packers	30–19	SF
12/15/57	49ers	27–20	SF	11/5/72	Packers	34–24	M	11/22/09	Packers	30–24	GB
11/23/58	49ers	33–12	M	11/26/73	49ers	20–6	SF	12/5/10	Packers	34–16	GB
12/7/58	49ers	48–21	SF	12/8/74	49ers	7–6	SF	9/9/12	49ers	30–22	GB
10/11/59	Packers	21–20	GB	9/12/76	49ers	26–14	GB	1/12/13 (d) 49ers	45–31	SF	
12/13/59	Packers	36–14	SF	12/18/77	Packers	16–14	M	9/8/13	49ers	34–28	SF
10/23/60	Packers	41–14	M	11/9/80	Packers	23–16	M	1/5/14 (w) 49ers	23–20	GB	
12/10/60	Packers	13–0	SF	10/18/81	49ers	13–3	M	10/4/15	Packers	17–3	SF
9/24/61	Packers	30–10	GB	10/26/86	49ers	31–17	M	10/15/18	Packers	33–30	GB
12/10/61	49ers	22–21	SF	12/6/87	49ers	23–12	GB				
10/21/62	Packers	31–13	M	11/19/89	Packers	21–17	SF				

(c) – NFC Championship

(d) – NFC Divisional Playoff

(w) – Wild Card Game

(M) – Milwaukee

(GB) – Green Bay

Record: At Levi's Stadium: (0–1)**Lambeau Field: (5–13)****Points: At Levi's Stadium: (3–17)****Lambeau Field: (345–446)****HOUSTON TEXANS****Overall: 3–1****Home: 2–0****Away: 1–1**

Date	Win	Score	Location	Date	Win	Score	Location	Date	Win	Score	Location
1/1/06	49ers	20–17 (OT)	SF	10/6/13	49ers	34–3	SF	12/10/17	49ers	26–16	H
10/25/09	Texans	24–21	H								

Record: At Levi's Stadium: (0–0)**NRG Stadium: (1–1)****Points: At Levi's Stadium: (0–0)****NRG Stadium: (47–40)**



INDIANAPOLIS COLTS				Overall: 18–26				Home: 11–11				Away: 7–15			
Date	Win	Score	Location	Date	Win	Score	Location	Date	Win	Score	Location	Date	Win	Score	Location
11/29/53	49ers	38–21	B	12/18/60	49ers	34–10	SF	9/15/68	Colts	27–10	B	10/13/68	Colts	42–14	SF
12/13/53	49ers	45–14	SF	12/3/61	Colts	20–17	B	10/26/69	49ers	24–21	B	11/16/69	49ers	20–17	SF
11/28/54	Colts	17–13	B	12/16/61	Colts	27–24	SF	11/12/72	49ers	24–21	SF	10/5/86	49ers	35–14	SF
12/11/54	49ers	10–7	SF	10/7/62	49ers	21–13	B	9/10/89	49ers	30–24	I	10/15/95	Colts	18–17	I
11/27/55	Colts	26–14	B	11/4/62	Colts	22–3	SF	10/18/98	49ers	34–31	SF	11/25/01	49ers	40–21	I
12/11/55	49ers	35–24	SF	9/22/63	Colts	20–14	SF	10/9/05	Colts	28–3	SF	11/1/09	Colts	18–14	I
12/2/56	49ers	20–17	B	10/13/63	Colts	20–3	B	9/22/13	Colts	27–7	SF	10/8/17	Colts	26–23 (OT)	I
12/16/56	49ers	30–17	SF	11/1/64	Colts	37–7	B								
11/24/57	Colts	27–21	B	11/29/64	Colts	14–3	SF								
12/8/57	49ers	17–13	SF	10/3/65	Colts	27–24	B								
11/30/58	Colts	35–27	B	10/31/65	Colts	34–28	SF								
12/14/58	49ers	21–12	SF	9/25/66	Colts	36–14	B								
11/22/59	Colts	45–14	B	12/18/66	Colts	30–14	SF								
12/5/59	Colts	34–14	SF	10/1/67	Colts	41–7	B								
11/27/60	49ers	30–22	B	11/26/67	Colts	26–9	SF								

(B) – Baltimore

(I) – Indianapolis

Record: At Levi's Stadium: (0–0)	Lucas Oil Stadium: (0–2)	Points: At Levi's Stadium: (0–0)	Lucas Oil Stadium: (37–44)
---	---------------------------------	---	-----------------------------------

JACKSONVILLE JAGUARS				Overall: 3–2				Home: 2–0				Away: 1–2			
Date	Win	Score	Location	Date	Win	Score	Location	Date	Win	Score	Location	Date	Win	Score	Location
9/12/99	Jaguars	41–3	J	11/29/09	49ers	20–3	SF	12/24/17	49ers	44–33	SF				
12/18/05	Jaguars	10–9	J	10/27/13	49ers	42–10	London								

Record: At Levi's Stadium: (1–0)	TIAA Bank Field: (0–2)	Points: At Levi's Stadium: (44–33)	TIAA Bank Field: (12–51)
---	-------------------------------	---	---------------------------------

KANSAS CITY CHIEFS				Overall: 7–6				Home: 5–1				Away: 2–5			
Date	Win	Score	Location	Date	Win	Score	Location	Date	Win	Score	Location	Date	Win	Score	Location
12/6/71	Chiefs	26–17	SF	9/11/94	Chiefs	24–17	KC	9/26/10	Chiefs	31–10	KC				
10/5/75	49ers	20–3	KC	11/30/97	Chiefs	44–9	KC	10/5/14	49ers	22–17	SF				
12/26/82	49ers	26–13	KC	11/12/00	49ers	21–7	SF	9/23/18	Chiefs	38–27	KC				
11/17/85	49ers	31–3	SF	11/10/02	49ers	17–13	SF								
12/14/91	49ers	28–14	SF	10/1/06	Chiefs	41–0	KC								

Record: At Levi's Stadium: (1–0)	Arrowhead Stadium: (2–5)	Points: At Levi's Stadium: (22–17)	Arrowhead Stadium: (109–194)
---	---------------------------------	---	-------------------------------------

LOS ANGELES CHARGERS				Overall: 7–8				Home: 3–3				Away: 3–5				Neutral: 1–0			
Date	Win	Score	Location	Date	Win	Score	Location	Date	Win	Score	Location	Date	Win	Score	Location	Date	Win	Score	Location
9/17/72	49ers	34–3	SF	9/8/91	49ers	34–14	SF	11/17/02	Chargers	20–17 (OT)	SD								
12/5/76	Chargers	13–7 (OT)	SD	12/11/94	49ers	38–15	SD	10/15/06	Chargers	48–19	SF								
9/30/79	Chargers	31–9	SD	1/29/95 (s)	49ers	49–26	M	12/16/10	Chargers	34–7	SD								
12/11/82	Chargers	41–37	SF	11/23/97	49ers	17–10	SF	12/20/14	Chargers	38–35 (OT)	SF								
11/27/88	49ers	48–10	SD	12/3/00	49ers	45–17	SD	9/30/18	Chargers	29–27	LA								

(s) – Super Bowl XXIX

(M) – Joe Robbie Stadium (Miami, FL)

(LA) – Los Angeles

(SD) – San Diego

Record: At Levi's Stadium: (0–1)	StubHub Center: (0–1)	Points: At Levi's Stadium: (35–38)	StubHub Center: (27–29)
---	------------------------------	---	--------------------------------

**LOS ANGELES RAMS****Overall: 69–66–3****Home: 34–34–2****Away: 35–32–1**

Date	Win	Score	Location	Date	Win	Score	Location	Date	Win	Score	Location
10/1/50	Rams	35–14	SF	9/30/73	Rams	40–20	SF	11/26/95	49ers	41–13	SF
11/5/50	Rams	28–21	LA	11/18/73	Rams	31–13	LA	9/8/96	49ers	34–0	SF
10/28/51	49ers	44–17	SF	10/20/74	Rams	37–14	LA	10/6/96	49ers	28–11	SL
11/4/51	Rams	23–16	LA	11/4/74	Rams	15–13	SF	9/7/97	49ers	30–10	SL
11/23/52	Rams	35–9	LA	9/28/75	Rams	23–14	SF	10/12/97	49ers	15–12	SF
11/30/52	Rams	34–21	SF	11/9/75	49ers	24–23	LA	10/25/98	49ers	28–10	SL
10/4/53	49ers	31–30	SF	10/11/76	49ers	16–0	LA	12/27/98	49ers	38–19	SF
11/8/53	49ers	31–27	LA	11/21/76	Rams	23–3	SF	10/10/99	Rams	42–20	SL
10/3/54	Tie	24–24	LA	10/2/77	Rams	34–14	LA	11/21/99	Rams	23–7	SF
11/7/54	Rams	42–34	SF	11/20/77	Rams	23–10	SF	9/17/00	Rams	41–24	SL
9/25/55	Rams	23–14	SF	10/8/78	Rams	27–10	LA	10/29/00	Rams	34–24	SF
11/6/55	Rams	27–14	LA	11/19/78	Rams	31–28	SF	9/23/01	Rams	30–26	SF
10/7/56	49ers	33–30	SF	9/16/79	Rams	27–24	LA	12/9/01	Rams	27–14	SL
11/11/56	Rams	30–6	LA	11/25/79	Rams	26–20	SF	10/6/02	49ers	37–13	SF
10/6/57	49ers	23–20	SF	10/5/80	Rams	48–26	A	12/30/02	Rams	31–20	SL
11/10/57	Rams	37–24	LA	10/19/80	Rams	31–17	SF	9/14/03	Rams	27–24 (OT)	SL
10/5/58	Rams	33–3	SF	10/25/81	49ers	20–17	SF	11/2/03	49ers	30–10	SF
11/9/58	Rams	56–7	LA	11/22/81	49ers	33–31	A	10/3/04	Rams	24–14	SF
10/4/59	49ers	34–0	SF	12/2/82	49ers	30–24	A	12/5/04	Rams	16–6	SL
11/8/59	49ers	24–16	LA	1/2/83	Rams	21–20	SF	9/11/05	49ers	28–25	SF
10/2/60	49ers	13–9	SF	10/9/83	Rams	10–7	SF	12/24/05	49ers	24–20	SL
12/4/60	49ers	23–7	LA	10/23/83	49ers	45–35	A	9/17/06	49ers	20–13	SF
10/8/61	49ers	35–0	SF	10/28/84	49ers	33–0	A	11/26/06	Rams	20–17	SL
11/12/61	Rams	17–7	LA	12/14/84	49ers	19–16	SF	9/16/07	49ers	17–16	SL
10/27/62	Rams	28–14	SF	10/27/85	49ers	28–14	A	11/18/07	Rams	13–9	SF
11/18/62	49ers	24–17	LA	12/9/85	Rams	27–20	SF	11/16/08	49ers	35–16	SF
10/27/63	Rams	28–21	LA	9/14/86	Rams	16–13	A	12/21/08	49ers	17–16	SL
12/1/63	Rams	21–17	SF	12/19/86	49ers	24–14	SF	10/4/09	49ers	35–0	SF
10/18/64	Rams	42–14	LA	11/1/87	49ers	31–10	A	1/3/10	49ers	28–6	SL
12/6/64	49ers	28–7	SF	12/27/87	49ers	48–0	SF	11/14/10	49ers	23–20 (OT)	SF
10/17/65	49ers	45–21	LA	10/16/88	49ers	24–21	A	12/26/10	Rams	25–17	SL
11/21/65	49ers	30–27	SF	12/18/88	Rams	38–16	SF	12/4/11	49ers	26–0	SF
9/30/66	Rams	34–3	LA	10/1/89	Rams	13–12	SF	1/1/12	49ers	34–27	SL
11/6/66	49ers	21–13	SF	12/11/89	49ers	30–27	A	11/11/12	Tie	24–24 (OT)	SF
10/8/67	49ers	27–24	LA	1/14/90 (c)	49ers	30–3	SF	12/2/12	Rams	16–13 (OT)	SL
11/5/67	Rams	17–7	SF	11/25/90	Rams	28–17	SF	9/26/13	49ers	35–11	SL
10/6/68	Rams	24–10	LA	12/17/90	49ers	26–10	A	12/1/13	49ers	23–13	SF
11/17/68	Tie	20–20	SF	9/22/91	49ers	27–10	SF	10/13/14	49ers	31–17	SL
10/12/69	Rams	27–21	SF	11/25/91	49ers	33–10	A	11/2/14	Rams	13–10	SF
11/9/69	Rams	41–30	LA	10/4/92	49ers	27–24	SF	11/1/15	Rams	27–6	SL
10/11/70	49ers	20–6	LA	11/22/92	49ers	27–10	A	1/3/16	49ers	19–16 (OT)	SF
11/29/70	Rams	30–13	SF	10/31/93	49ers	40–17	SF	9/12/16	49ers	28–0	SF
10/10/71	Rams	20–13	SF	11/28/93	49ers	35–10	A	12/24/16	49ers	22–21	LA
11/21/71	Rams	17–6	LA	9/18/94	49ers	34–19	A	9/21/17	Rams	41–39	SF
10/8/72	Rams	31–7	LA	11/20/94	49ers	31–27	SF	12/31/17	49ers	34–13	LA
12/4/72	Rams	26–16	SF	10/22/95	49ers	44–10	SLB	10/21/18	Rams	39–10	SF

(c) – NFC Championship Game

(LA) – Los Angeles

(A) – Anaheim

(SL) – St. Louis

(SLB) – Busch Memorial Stadium

Record: At Levi's Stadium: (2–3)**LA Memorial Coliseum:** (11–20–1)**Points:** At Levi's Stadium: (106–109)**LA Memorial Coliseum:** (584–825)**MIAMI DOLPHINS****Overall: 6–7****Home: 3–3****Away: 2–4****Neutral: 1–0**


Date	Win	Score	Location	Date	Win	Score	Location	Date	Win	Score	Location
9/16/73	Dolphins	21–13	M	9/28/86	49ers	31–16	M	12/14/08	Dolphins	14–9	M
9/25/77	Dolphins	19–15	SF	12/6/92	49ers	27–3	SF	12/9/12	49ers	27–13	SF
11/16/80	Dolphins	17–13	M	11/20/95	49ers	44–20	M	11/27/16	Dolphins	31–24	M
11/6/83	Dolphins	20–17	SF	12/16/01	49ers	21–0	SF				
1/20/85 (s) 49ers	38–16	ST		11/28/04	Dolphins	24–17	SF				

(s) – Super Bowl XIX

(ST) – Stanford Stadium (Stanford, CA)


Record: At Levi's Stadium: (0–0)**Hard Rock Stadium:** (1–2)**Points:** At Levi's Stadium: (0–0)**Hard Rock Stadium:** (77–65)



 MINNESOTA VIKINGS				Overall: 23–23–1				Home: 14–8–1				Away: 9–15			
Date	Win	Score	Location	Date	Win	Score	Location	Date	Win	Score	Location	Date	Win	Score	Location
10/15/61	49ers	38–24	M	11/7/71	49ers	13–9	M	9/15/91	Vikings	17–14	M				
11/26/61	49ers	38–28	SF	12/16/72	49ers	20–17	SF	12/13/92	49ers	20–17	M				
9/30/62	49ers	21–7	SF	10/14/73	Vikings	17–13	SF	10/3/93	49ers	38–19	SF				
12/2/62	49ers	35–12	M	9/21/75	Vikings	27–17	M	12/26/94	Vikings	21–14	M				
9/15/63	Vikings	24–20	SF	11/29/76	49ers	20–16	SF	12/18/95	49ers	37–30	SF				
9/29/63	Vikings	45–14	M	12/4/77	Vikings	28–27	M	12/7/97	49ers	28–17	SF				
10/25/64	Vikings	27–22	SF	9/2/79	Vikings	28–22	M	1/3/98 (d)	49ers	38–22	SF				
11/8/64	Vikings	24–7	M	9/8/83	49ers	48–17	M	10/24/99	Vikings	40–16	M				
10/24/65	Vikings	42–41	SF	12/8/84	49ers	51–7	SF	9/28/03	Vikings	35–7	M				
11/28/65	49ers	45–24	M	9/8/85	Vikings	28–21	M	11/5/06	49ers	9–3	SF				
9/11/66	Tie	20–20	SF	10/12/86	Vikings	27–24 (OT)	SF	12/9/07	Vikings	27–7	SF				
10/30/66	Vikings	28–3	M	1/9/88 (d)	Vikings	36–24	SF	9/27/09	Vikings	27–24	M				
9/17/67	49ers	27–21	M	10/30/88	49ers	24–21	SF	9/23/12	Vikings	24–13	M				
12/8/68	Vikings	30–20	SF	1/1/89 (d)	49ers	34–9	SF	9/14/15	49ers	20–3	SF				
12/14/69	Vikings	10–7	M	1/6/90 (d)	49ers	41–13	SF	9/9/18	Vikings	24–16	M				
12/27/70 (d)	49ers	17–14	M	12/30/90	49ers	20–17	M								


(d) – NFC Divisional Playoff

Record: At Levi's Stadium: (1–0)	U.S. Bank Stadium: (0–1)	Points: At Levi's Stadium: (20–3)	U.S. Bank Stadium: (16–24)
----------------------------------	--------------------------	-----------------------------------	----------------------------

 NEW ENGLAND PATRIOTS				Overall: 8–5				Home: 4–2				Away: 4–3			
Date	Win	Score	Location	Date	Win	Score	Location	Date	Win	Score	Location	Date	Win	Score	Location
10/31/71	49ers	27–10	SF	10/22/89	49ers	37–20	S	10/5/08	Patriots	30–21	SF				
10/26/75	Patriots	24–16	NE	10/11/92	49ers	24–12	NE	12/16/12	49ers	41–34	NE				
11/30/80	49ers	21–17	SF	9/17/95	49ers	28–3	SF	11/20/16	Patriots	30–17	SF				
10/2/83	49ers	33–13	NE	12/20/98	Patriots	24–21	NE								
12/14/86	49ers	29–24	NE	1/2/05	Patriots	21–7	NE								

(S) – Stanford, CA

Record: At Levi's Stadium: (0–1)	Gillette Stadium: (1–1)	Points: At Levi's Stadium: (17–30)	Gillette Stadium: (48–55)
----------------------------------	-------------------------	------------------------------------	---------------------------

 NEW ORLEANS SAINTS				Overall: 48–26–2				Home: 23–12–2				Away: 25–14			
Date	Win	Score	Location	Date	Win	Score	Location	Date	Win	Score	Location	Date	Win	Score	Location
10/22/67	49ers	27–13	SF	11/28/82	Saints	23–20	SF	10/29/95	Saints	11–7	SF				
11/23/69	Saints	43–38	NO	10/16/83	49ers	32–13	NO	9/1/96	49ers	27–11	SF				
10/18/70	Tie	20–20	SF	11/13/83	49ers	27–0	SF	11/3/96	49ers	24–17	NO				
12/13/70	49ers	38–27	NO	9/16/84	49ers	30–20	SF	9/14/97	49ers	33–7	SF				
9/26/71	49ers	38–20	NO	11/25/84	49ers	35–3	NO	10/26/97	49ers	23–0	NO				
11/14/71	Saints	26–20	SF	9/29/85	Saints	20–17	SF	10/11/98	49ers	31–0	NO				
10/1/72	49ers	37–2	NO	12/15/85	49ers	31–19	NO	11/22/98	49ers	31–20	SF				
10/22/72	Tie	20–20	SF	9/21/86	49ers	26–17	SF	9/19/99	49ers	28–21	SF				
10/21/73	49ers	40–0	SF	11/2/86	Saints	23–10	NO	11/14/99	Saints	24–6	NO				
12/9/73	Saints	16–10	NO	10/25/87	49ers	24–22	NO	11/5/00	Saints	31–15	NO				
9/15/73	49ers	17–13	NO	11/15/87	Saints	26–24	SF	12/10/00	Saints	31–27	SF				
12/15/74	49ers	35–21	SF	9/4/88	49ers	34–33	NO	11/11/01	49ers	28–27	SF				
10/19/75	49ers	35–21	SF	12/11/88	49ers	30–17	SF	1/6/02	49ers	38–0	NO				
11/23/75	49ers	16–6	NO	10/8/89	49ers	24–20	NO	10/20/02	Saints	35–27	NO				
10/17/76	49ers	33–3	SF	11/6/89	49ers	31–13	SF	9/19/04	Saints	30–27	NO				
12/12/76	49ers	27–7	NO	9/10/90	49ers	13–12	NO	12/3/06	Saints	34–10	NO				
11/13/77	49ers	10–7 (OT)	NO	12/23/90	Saints	13–10	SF	10/28/07	Saints	31–10	SF				
11/27/77	49ers	20–17	SF	11/10/91	Saints	10–3	NO	9/28/08	Saints	31–17	NO				
10/15/78	Saints	14–7	SF	12/1/91	49ers	38–24	SF	9/20/10	Saints	25–22	SF				
12/3/78	Saints	24–13	NO	9/27/92	49ers	16–10	NO	1/14/12 (d)	49ers	36–32	SF				
9/23/79	Saints	30–21	SF	11/15/92	49ers	21–20	SF	11/25/12	49ers	31–21	NO				
11/11/79	Saints	31–20	NO	9/26/93	Saints	16–13	NO	11/17/13	Saints	23–20	NO				
9/7/80	49ers	26–23	NO	11/22/93	49ers	42–7	SF	11/9/14	49ers	27–24 (OT)	NO				
12/7/80	49ers	38–35 (OT)	SF	9/25/94	49ers	24–13	SF	11/6/16	Saints	41–23	SF				
9/27/81	49ers	21–14	SF	11/28/94	49ers	35–14	NO								
12/20/81	49ers	21–17	NO	9/3/95	49ers	24–22	NO								

(d) – NFC Divisional Playoff

Record: At Levi's Stadium: (0–1)	Mercedes-Benz Superdome: (21–12)	Points: At Levi's Stadium: (23–41)	Mercedes-Benz Superdome: (723–602)
----------------------------------	----------------------------------	------------------------------------	------------------------------------



NEW YORK GIANTS				Overall: 20–21				Home: 12–10				Away: 8–11			
Date	Win	Score	Location	Date	Win	Score	Location	Date	Win	Score	Location	Date	Win	Score	Location
11/9/52	Giants	23–14	NY	10/8/84	49ers	31–10	NY	11/30/98	49ers	31–7	SF				
9/30/56	Giants	38–21	SF	12/29/84 (d)	49ers	21–10	SF	9/5/02	49ers	16–13	NY				
12/1/57	49ers	27–17	NY	12/29/85 (w)	Giants	17–3	NY	1/5/03 (w)	49ers	39–38	SF				
9/25/60	Giants	21–19	SF	12/1/86	Giants	21–17	SF	11/6/05	Giants	24–6	SF				
11/17/63	Giants	48–14	NY	1/4/87 (d)	Giants	49–3	NY	10/21/07	Giants	33–15	NY				
10/20/68	49ers	26–10	NY	10/5/87	49ers	41–21	NY	10/19/08	Giants	29–17	NY				
10/15/72	Giants	23–17	SF	9/11/88	49ers	20–17	NY	11/13/11	49ers	27–20	SF				
12/21/75	Giants	26–23	SF	11/27/89	49ers	34–24	SF	1/22/12 (c)	Giants	20–17 (OT)	SF				
10/16/77	Giants	20–17	NY	12/3/90	49ers	7–3	SF	10/14/12	Giants	26–3	SF				
9/24/78	Giants	27–10	NY	1/20/91 (c)	Giants	15–13	SF	11/16/14	49ers	16–10	NY				
10/14/79	Giants	32–16	NY	9/2/91	Giants	16–14	NY	10/11/15	Giants	30–27	NY				
11/23/80	49ers	12–0	SF	9/6/92	49ers	31–14	NY	11/12/17	49ers	31–21	SF				
11/29/81	49ers	17–10	SF	1/15/94 (d)	49ers	44–3	SF	11/12/18	Giants	27–23	SF				
1/3/82 (d)	49ers	38–24	SF	10/1/95	49ers	20–6	SF								

(d) – NFC Divisional Playoff

(c) – NFC Championship Game

(w) – Wild Card Game

Record: At Levi's Stadium: (1–1)	MetLife Stadium: (1–1)	Points: At Levi's Stadium: (54–48)	MetLife Stadium: (43–40)
---	-------------------------------	---	---------------------------------

NEW YORK JETS				Overall: 10–3				Home: 4–2				Away: 6–1			
Date	Win	Score	Location	Date	Win	Score	Location	Date	Win	Score	Location	Date	Win	Score	Location
11/28/71	49ers	24–21	NY	10/29/89	49ers	23–10	NY	12/7/08	49ers	24–14	SF				
10/3/76	49ers	17–6	SF	9/20/92	49ers	31–14	NY	9/30/12	49ers	34–0	NY				
9/21/80	49ers	32–27	NY	9/6/98	49ers	36–30 (OT)	SF	12/11/16	Jets	23–17 (OT)	SF				
10/30/83	Jets	27–13	SF	10/1/01	49ers	19–17	NY								
12/7/86	49ers	24–10	SF	10/17/04	Jets	22–14	NY								

Record: At Levi's Stadium: (0–1)	MetLife Stadium: (1–0)	Points: At Levi's Stadium: (17–23)	MetLife Stadium: (34–0)
---	-------------------------------	---	--------------------------------

OAKLAND RAIDERS				Overall: 7–7				Home: 4–4				Away: 3–3			
Date	Win	Score	Location	Date	Win	Score	Location	Date	Win	Score	Location	Date	Win	Score	Location
12/20/70	49ers	38–7	O	11/13/88	Raiders	9–3	SF	10/8/06	49ers	34–20	SF				
10/27/74	Raiders	35–24	SF	9/29/91	Raiders	12–6	LA	10/17/10	49ers	17–9	SF				
11/4/79	Raiders	23–10	O	9/5/94	49ers	44–14	SF	12/7/14	Raiders	24–13	O				
9/12/82	Raiders	23–17	SF	10/8/00	Raiders	34–28 (OT)	SF	11/1/18	49ers	34–3	SF				
9/22/85	49ers	34–10	LA	11/3/02	49ers	23–20 (OT)	O								

(LA) – Los Angeles

(O) – Oakland


Record: At Levi's Stadium: (1–0)	O.co Coliseum: (2–2)	Points: At Levi's Stadium: 34–3	O.co Coliseum: (84–74)
---	-----------------------------	--	-------------------------------


PHILADELPHIA EAGLES				Overall: 19–13–1				Home: 9–8				Away: 10–5–1			
Date	Win	Score	Location	Date	Win	Score	Location	Date	Win	Score	Location	Date	Win	Score	Location
10/6/51	Eagles	21–14	P	11/30/75	Eagles	27–17	P	12/22/01	49ers	13–3	SF				
9/27/51	49ers	31–21	SF	9/3/83	Eagles	22–17	SF	11/25/02	Eagles	38–17	SF				
11/25/56	Tie	10–10	P	9/23/84	49ers	21–9	P	12/21/03	49ers	31–28 (OT)	P				
10/19/58	49ers	30–24	P	11/3/85	49ers	24–13	SF	9/18/05	Eagles	42–3	P				
9/27/59	49ers	24–14	SF	9/24/89	49ers	38–28	P	9/24/06	Eagles	38–24	SF				
9/20/64	49ers	28–24	P	10/27/91	49ers	23–7	P	10/12/08	Eagles	40–26	SF				
11/20/66	Eagles	35–34	SF	11/29/92	49ers	20–14	SF	12/20/09	Eagles	27–13	P				
10/15/67	49ers	28–27	P	1/3/94	Eagles	37–34 (OT)	SF	10/10/10	Eagles	27–24	SF				
12/21/69	49ers	14–13	SF	10/2/94	Eagles	40–8	SF	10/2/11	49ers	24–23	P				
10/3/71	49ers	31–3	P	12/29/96 (w)	49ers	14–0	SF	9/28/14	49ers	26–21	SF				
12/2/73	49ers	38–28	SF	11/10/97	49ers	24–12	P	10/29/17	Eagles	33–10	P				


(w) – Wild Card Game


Record: At Levi's Stadium: (1–0)	Lincoln Financial Field: (2–3)	Points: At Levi's Stadium: (26–21)	Lincoln Financial Field: (81–153)
---	---------------------------------------	---	--



 PITTSBURGH STEELERS				Overall: 11–10				Home: 5–5				Away: 6–5			
Date	Win	Score	Location	Date	Win	Score	Location	Date	Win	Score	Location	Date	Win	Score	Location
10/14/51	49ers	28–24	P	12/15/73	Steelers	37–14	SF	9/5/93	49ers	24–13	P				
12/7/52	Steelers	24–7	SF	9/19/77	Steelers	27–0	P	12/15/96	49ers	25–15	P				
11/20/54	49ers	31–3	P	11/27/78	Steelers	24–7	SF	11/7/99	Steelers	27–6	SF				
9/28/58	49ers	23–20	SF	11/1/81	49ers	17–14	P	11/17/03	49ers	30–14	SF				
10/29/61	Steelers	20–10	P	10/14/84	Steelers	20–17	SF	9/23/07	Steelers	37–16	P				
9/26/65	49ers	27–17	SF	9/13/87	Steelers	30–17	P	12/19/11	49ers	20–3	SF				
11/24/68	49ers	45–28	P	10/21/90	49ers	27–7	SF	9/20/15	Steelers	43–18	P				
Record: At Levi's Stadium: (0–0)				Heinz Field: (0–2)				Points: At Levi's Stadium: (0–0)				Heinz Field: (34–80)			

 SEATTLE SEAHAWKS				Overall: 16–25				Home: 9–10				Away: 7–15			
Date	Win	Score	Location	Date	Win	Score	Location	Date	Win	Score	Location	Date	Win	Score	Location
9/26/76	49ers	37–21	S	11/19/06	49ers	20–14	SF	9/15/13	Seahawks	29–3	S				
10/7/79	Seahawks	35–24	SF	12/14/06	49ers	24–14	S	12/8/13	49ers	19–17	SF				
11/25/85	49ers	19–6	SF	9/30/07	Seahawks	23–3	SF	1/19/14 (c)	Seahawks	23–17	S				
9/25/88	49ers	38–7	S	11/12/07	Seahawks	24–0	S	11/27/14	Seahawks	19–3	SF				
12/8/91	49ers	24–22	S	9/14/08	49ers	33–30 (OT)	S	12/14/14	Seahawks	17–7	S				
12/21/97	Seahawks	38–9	S	10/26/08	Seahawks	34–13	SF	10/22/15	Seahawks	20–3	SF				
10/14/02	49ers	28–21	S	9/20/09	49ers	23–10	SF	11/22/15	Seahawks	29–13	S				
12/1/02	49ers	31–24	SF	12/6/09	Seahawks	20–17	S	9/25/16	Seahawks	37–18	S				
10/12/03	Seahawks	20–19	S	9/12/10	Seahawks	31–6	S	1/1/17	Seahawks	25–23	SF				
12/27/03	Seahawks	24–17	SF	12/12/10	49ers	40–21	SF	9/17/17	Seahawks	12–9	S				
9/26/04	Seahawks	34–0	S	9/11/11	49ers	33–17	SF	11/26/17	Seahawks	24–13	SF				
11/7/04	Seahawks	42–27	SF	12/24/11	49ers	19–17	S	12/2/18	Seahawks	43–16	S				
11/20/05	Seahawks	27–25	SF	10/18/12	49ers	13–6	SF	12/16/18	49ers	26–23 (OT)	SF				
12/11/05	Seahawks	41–3	S	12/23/12	Seahawks	42–13	S								
(c) – NFC Championship Game															
Record: At Levi's Stadium: (1–4)				CenturyLink Field: (4–14)				Points: At Levi's Stadium: (68–111)				CenturyLink Field: (245–484)			

 TAMPA BAY BUCCANEERS				Overall: 17–7				Home: 12–3				Away: 5–4			
Date	Win	Score	Location	Date	Win	Score	Location	Date	Win	Score	Location	Date	Win	Score	Location
10/30/77	49ers	20–10	SF	9/17/89	49ers	20–16	TB	11/21/04	Bucs	35–3	TB				
12/10/78	49ers	6–3	SF	11/18/90	49ers	31–7	SF	10/30/05	49ers	15–10	SF				
12/9/79	49ers	23–7	SF	12/19/92	49ers	21–14	SF	12/23/07	49ers	21–19	SF				
10/26/80	Bucs	24–23	SF	11/14/93	49ers	45–21	TB	11/21/10	Bucs	21–0	SF				
12/4/83	49ers	35–21	SF	10/23/94	49ers	41–16	SF	10/9/11	49ers	48–3	SF				
11/18/84	49ers	24–17	SF	8/31/97	Bucs	13–6	TB	12/15/13	49ers	33–14	TB				
9/7/86	49ers	31–7	TB	1/12/03 (d)	Bucs	31–6	TB	10/23/16	Bucs	34–17	SF				
11/22/87	49ers	24–10	TB	10/19/03	49ers	24–7	SF	11/25/18	Bucs	27–9	TB				
(d) – NFC Divisional Playoff															
Record: At Levi's Stadium: (0–1)				Raymond James Stadium: (1–3)				Points: At Levi's Stadium: (17–34)				Raymond James Stadium: (51–107)			

 TENNESSEE TITANS				Overall: 9–5				Home: 4–3				Away: 5–2			
Date	Win	Score	Location	Date	Win	Score	Location	Date	Win	Score	Location	Date	Win	Score	Location
11/15/70	49ers	30–20	H	11/8/87	49ers	27–20	SF	11/27/05	Titans	33–22	T				
12/7/75	Oilers	27–13	SF	10/7/90	49ers	24–21	H	11/08/09	Titans	34–27	SF				
9/17/78	Oilers	20–19	H	12/25/93	Oilers	10–7	SF	10/20/13	49ers	31–17	T				
12/13/81	49ers	28–6	SF	10/27/96	49ers	10–9	H	12/17/17	49ers	25–23	SF				
10/21/84	49ers	34–21	H	10/3/99	49ers	24–22	SF								
(H) – Houston															
Record: At Levi's Stadium: (1–0)				Nissan Stadium: (1–1)				Points: At Levi's Stadium: (25–23)				Nissan Stadium: (53–50)			

**WASHINGTON REDSKINS****Overall: 20–11–1****Home: 12–3–1****Away: 8–8**

<u>Date</u>	<u>Win</u>	<u>Score</u>	<u>Location</u>	<u>Date</u>	<u>Win</u>	<u>Score</u>	<u>Location</u>	<u>Date</u>	<u>Win</u>	<u>Score</u>	<u>Location</u>
11/16/52	49ers	23–17	W	10/4/81	49ers	30–17	W	9/14/98	49ers	45–10	W
9/26/54	49ers	41–7	SF	1/8/84 (c)	Redskins	24–21	W	12/26/99	Redskins	26–20 (OT)	SF
11/13/55	Redskins	7–0	W	9/10/84	49ers	37–31	SF	9/22/02	49ers	20–10	SF
9/17/61	49ers	35–3	SF	12/1/85	49ers	35–8	W	12/18/04	Redskins	26–16	SF
11/12/67	Redskins	31–28	W	11/17/86	Redskins	14–6	W	10/23/05	Redskins	52–17	W
10/5/69	Tie	17–17	SF	11/21/88	49ers	37–21	SF	12/28/08	49ers	27–24	SF
9/20/70	49ers	26–17	SF	9/16/90	49ers	26–13	SF	11/6/11	49ers	19–11	W
12/26/71 (d)	49ers	24–20	SF	1/12/91 (d)	49ers	28–10	SF	11/25/13	49ers	27–6	W
11/11/73	Redskins	33–9	W	1/9/93 (d)	49ers	20–13	SF	11/23/14	49ers	17–13	SF
11/7/76	Redskins	24–21	SF	11/6/94	49ers	37–22	W	10/15/17	Redskins	26–24	W
10/29/78	Redskins	38–20	W	11/24/96	49ers	19–16 (OT)	W				

(c) – NFC Championship Game

(d) – NFC Divisional Playoff

Record: At Levi's Stadium: (1–0)**FedExField:** (3–2)**Points:** At Levi's Stadium: (17–13)**FedExField:** (132–105)



49ERS PRIMETIME GAMES

(NATIONAL FOOTBALL LEAGUE - 1970-PRESENT)

49ERS PRIMETIME RESULTS

Prime Time	70-39 (home - 42-19, road - 28-20)
Monday Nights	48-27 (home - 27-12, road - 21-15)
Sunday Nights	14-14 (home - 10-6, road - 4-8)
Thursday Nights	8-6 (home - 4-4, road - 4-2)
Thanksgiving Day	2-2-1 (road - 2-2-1)

Friday Nights	2-0 (home - 2-0)
Saturday Nights	1-3 (home - 1-1, road - 0-2)
Games After Monday	39-24 (home - 29-6, road - 10-18)
Games After Monday Win	26-15 (home - 17-3, road - 9-12)
Games After Monday Loss	13-9 (home - 12-3, road - 1-6)

49ERS ON MONDAY NIGHTS

YEAR	DATE	OPPONENT	SCORE	W/L	ATTEND.
2018	Oct. 15	at GB	33-30	L	77,642
	Nov. 12	NYG	27-23	L	69,409
2016	Sept. 12	LA Rams	28-0	W	70,178
2015	Sept. 14	Min.	20-3	W	70,799
2014	Oct. 13	at StL	31-17	W	56,851
2013	Nov. 25	at Was.	27-6	W	79,773
	Dec. 23	Atl.	34-24	W	69,732
2012	Oct. 29	at Arz.	24-3	W	62,810
	Nov. 19	Chi.	32-7	W	69,732
2011	Dec. 19	Pit.	20-3	W	69,732
2010	Sept. 20	NO	25-22	L	69,732
	Nov. 29	at Arz.	27-6	W	62,308
2009	Dec. 14	Arz.	24-9	W	69,732
2008	Nov. 10	at Arz.	24-29	L	64,519
2007	Sept. 10	Arz.	20-17	W	68,111
	Nov. 12	at Sea.	0-24	L	68,331
2003	Nov. 17	Pit.	30-14	W	67,877
2002	Oct. 14	at Sea.	28-21	W	66,420
	Nov. 25	Phi.	17-38	L	67,919
	Dec. 30	at StL	21-30	L	66,118
2001	Oct. 1	at NYJ	19-17	W	78,722
1999	Sept. 27	at Ari.	24-10	W	72,100
	Nov. 29	GB	3-20	L	68,304
	Jan. 3,	at Atl.	29-34	L	57,980
1998	Sept. 14	at Was.	45-10	W	76,798
	Nov. 30	NYG	31-7	W	68,212
	Dec. 14	Det.	35-13	W	68,585
1997	Sept. 29	at Car.	34-21	W	70,972
	Nov. 10	at Phi.	24-12	W	67,133
	Dec. 15	Den.	34-17	W	68,461
1996	Oct. 14	at GB	20-23 (OT)	L	60,716
	Dec. 2	at Atl.	34-10	W	46,318
	Dec. 23	Det.	24-14	W	61,921
1995	Sept. 25	at Det.	24-27	L	76,236
	Nov. 20	at Mia.	44-20	W	73,080
	Dec. 18	Min.	37-30	W	64,975
1994	Sept. 5	LA Raiders	44-14	W	68,032
	Nov. 28	at NO	35-14	W	61,304
	Dec. 26	at Min.	14-21	L	63,326
1993	Sept. 13	at Cle.	13-23	L	78,218
	Nov. 22	NO	42-7	W	66,500
	Jan. 3	Phi.	34-37 (OT)	L	61,653
1992	Nov. 9	at Atl.	41-3	W	67,404
	Dec. 28	Det.	24-6	W	55,907
1991	Sept. 2	at NYG	14-16	L	76,319
	Nov. 25	at LA Rams	33-10	W	61,881
	Dec. 23	Chi.	52-14	W	60,419
1990	Sept. 10	at NO	13-12	W	68,629
	Dec. 3	NYG	7-3	W	66,092
	Dec. 17	at LA Rams	26-10	W	65,619
1989	Nov. 6	NO	31-13	W	63,461
	Nov. 27	NYG	34-24	W	63,461
	Dec. 11	at LA Rams	30-27	W	67,959
1988	Oct. 24	at Chi.	9-10	L	65,293
	Nov. 21	Was.	37-21	W	59,268
1987	Oct. 5	at NYG	41-21	W	16,471
	Dec. 14	Chi.	41-0	W	63,509
1986	Nov. 17	at Was.	6-14	L	54,774
	Dec. 1	NYG	17-21	L	59,777
1985	Nov. 11	at Den.	16-17	L	73,173
	Nov. 25	Sea.	19-6	W	57,482
	Dec. 9	LA Rams	20-27	L	60,581
1984	Sept. 10	Was.	37-31	W	59,707
	Oct. 8	at NYG	31-10	W	76,112
1983	Dec. 19	Dal.	42-17	W	59,957
1978	Nov. 27	Pit.	7-24	L	51,657
1977	Sept. 19	at Pit.	0-27	L	48,046
	Dec. 12	Dal.	35-42	L	55,848
1976	Oct. 11	at LA Rams	16-0	W	84,483
	Nov. 29	Min.	20-16	W	56,775

49ERS ON MONDAY NIGHTS (Cont.)

1974	Oct. 14	at Det.	13-17	L	45,199
	Nov. 4	LA Rams	13-15	L	57,526
1973	Nov. 26	GB	20-6	W	49,244
1972	Dec. 4	LA Rams	16-26	L	60,175
1971	Dec. 6	KC	17-26	L	45,306

49ERS ON SUNDAY NIGHTS

YEAR	DATE	OPPONENT	SCORE	W/L	ATTEND.
2015	Oct. 11	at NYG	27-30	L	78,515
2014	Oct. 19	at Den.	17-42	L	77,047
	Sept. 14	Chi.	20-28	L	70,799
2013	Oct. 6	Hou.	34-3	W	69,732
	Sept. 15	at Sea.	3-29	L	68,338
2012	Dec. 23	at Sea.	13-42	L	68,161
	Dec. 16	at NE	41-34	W	68,756
	Sept. 16	Det.	27-19	W	69,732
2010	Oct. 10	Phi.	27-24	L	69,732
2005	Oct. 2	at Arz. (M.C.)	14-31	L	103,467
2004	Oct. 3	StL	14-24	L	66,696
	Oct. 31	at Chi.	13-23	L	62,054
2003	Oct. 12	at Sea.	19-20	L	66,437
2001	Oct. 7	Car.	24-14	W	66,944
	Dec. 2	Buf.	35-0	W	67,252
1999	Dec. 26	Was.	20-26 (OT)	L	68,329
1998	Nov. 22	NO	31-20	W	68,429
1997	Dec. 21	at Sea.	9-38	L	66,253
1996	Nov. 3	at NO	24-17	W	53,297
1995	Dec. 3	Buf.	27-17	W	65,568
1994	Nov. 20	LA Rams	31-27	W	62,774
1993	Dec. 5	Cin.	21-8	W	60,039
1992	Sept. 27	at NO	16-10	W	68,591
1990	Nov. 11	at Dal.	24-6	W	62,966
1988	Dec. 18	LA Rams	16-38	L	62,444
1987	Nov. 29	Cle.	38-24	W	60,243
	Dec. 27	LA Rams	48-0	W	57,953
1982	Dec. 19	Atl.	7-17	L	53,234

49ERS ON THURSDAY NIGHTS

YEAR	DATE	OPPONENT	SCORE	W/L	ATTEND.
2018	Nov. 1	Oak.	34-3	W	69,592
2017	Sept. 21	LA Rams	41-39	L	70,178
2016	Oct. 6	Arz.	33-21	L	70,178
2015	Oct. 22	Sea.	20-3	L	70,799
2014	Nov. 27	Sea.	19-3	L	70,799
2013	Sept. 26	at StL	35-11	W	56,640
2012	Oct. 18	Sea.	13-6	W	69,732
2011	Nov. 24	at Bal.	16-6	L	71,345
2010	Dec. 16	at SD	34-7	L	67,820
2009	Nov. 12	Chi.	10-6	W	69,732
2006	Dec. 14	at Sea.	24-14	W	67,650
2002	Sept. 5	at NYG	16-13	W	78,748
1983	Sept. 8	at Min.	48-17	W	58,167
1982	Dec. 2	LA Rams	30-24	W	58,574

49ERS ON THURSDAY THANKSGIVING DAY GAMES

YEAR	DATE	OPPONENT	SCORE	W/L	ATTEND.
2014	Nov. 27	Sea.	19-3	L	70,799
2011	Nov. 24	at Bal.	16-6	L	71,345
1972	Nov. 23	at Dal.	31-10	W	65,214

49ERS ON FRIDAY NIGHTS

YEAR	DATE	OPPONENT	SCORE	W/L	ATTEND.
1986	Dec. 19	LA Rams	24-14	W	60,266
1984	Dec. 14	LA Rams	19-16	W	59,743

49ERS ON SATURDAY NIGHTS

YEAR	DATE	OPPONENT	SCORE	W/L	ATTEND.
2014	Dec. 20	vs. SD	38-35	L	70,699
2007	Dec. 13	vs. Cin.	20-13	W	68,053
1999	Dec. 18	at Car.	24-41	L	62,373
1993	Dec. 11	at Atl.	24-27	L	64,688



49ERS MONDAY NIGHT SINGLE GAME RECORDS

RUSHING YARDS

NAME	ATT	YDS	OPPONENT	DATE
Hearst, Garrison	24	198	Det.	12/14/98
Hyde, Carlos	26	168	Min.	9/14/15
Gore, Frank	25	167	Arz.	12/14/09
Hearst, Garrison	20	166	NYG	11/30/98
Jackson, Wilbur	30	156	Min.	11/29/76
Williams, Delvin	20	153	Min.	11/29/76
Hearst, Garrison	28	141	at Car.	9/29/77
Hearst, Garrison	22	138	at Was.	9/14/98
Westbrook, Brian	23	136	at Arz.	11/29/10
Carter, Dexter	13	124	at LA Rams	12/17/90

RECEIVING YARDS

NAME	NO	YDS	OPPONENT	DATE
Rice, Jerry	14	289	Min.	12/18/95
Taylor, John	11	286	at LA Rams	12/11/89
Rice, Jerry	10	241	LA Rams	12/9/85
Rice, Jerry	12	204	at Was.	11/17/86
Rice, Jerry	11	181	at Det.	9/25/95
Rice, Jerry	7	169	LA Rams	9/5/94
Owens, Terrell	13	166	Phi.	11/25/02
Owens, Terrell	8	155	Pit.	11/17/03
Rice, Jerry	8	149	at Mia.	11/20/95
Rice, Jerry	6	143	at Atl.	1/3/00
Owens Terrell	5	140	NYG	11/30/98

TOTAL YARDS FROM SCRIMMAGE – RUSH/RECEIVING

NAME	RUSH	REC	TOTAL	OPPONENT	DATE
Rice, Jerry	10	289	299	Min.	12/18/95
Taylor, John	0	286	286	at LA Rams	12/11/89
Rice, Jerry	14	241	255	LA Rams	12/9/85
Rice, Jerry	9	204	213	at Was.	11/17/86
Hearst, Garrison	198	0	198	Det.	12/14/98
Rice, Jerry	23	169	192	LA Raiders	9/5/94
Hyde, Carlos	168	14	182	Min.	9/14/15
Rice, Jerry	0	181	181	at Det.	9/25/95

LONG PUNTS

NAME	YDS	OPPONENT	DATE
Lee, Andy	63	at Arz.	11/10/08
Lee, Andy	62	Pit.	12/19/11
Wilmsmeyer, Klaus	61	at Cle.	9/13/93
Lee, Andy	60	at Sea.	11/12/07
Lee, Andy	58	at Was.	11/25/13

LONG PUNT RETURNS

NAME	YDS	OPPONENT	DATE
Taylor, John	95t	Was.	11/21/88
McLemore, Dana	83t	Chi.	12/14/87
McLemore, Dana	79t	at NYG	10/8/84
Carter, Dexter	78t	Min.	12/18/95
Levy, Chuck	73t	at Phi.	11/10/97
McLemore, Dana	56t	Dal.	12/19/83

LONG KICKOFF RETURNS

NAME	LG	OPPONENT	DATE
Rossum, Allen	104t	at Arz.	11/10/08
Sutherland, Vinnie	65	at NYJ	10/1/01
Tillman, Spencer	60	NYG	11/27/89
Carter, Dexter	60	Phi.	1/3/93
Washington, Vic	57	LA Rams	12/4/72

LONG INTERCEPTION RETURNS

NAME	LG	OPPONENT	DATE
Bowman, NaVorro	89t	Atl.	12/23/13
Hanks, Merton	67t	NO	11/22/93
Parrish, Tony	60	at StL	12/30/02
Hanks, Merton	55t	Den.	12/15/97
Woodall, Lee	55	Den.	12/15/97

LONG FIELD GOALS

NAME	LG	OPPONENT	DATE
Dawson, Phil	54	at StL	10/13/14
Gould, Robbie	53	vs. NYG	11/12/18
Cofer, Mike	52	at NO	9/10/90
Cofer, Mike	52	Was.	11/21/88
Dawson, Phil	49	Atl.	12/23/13
Dawson, Phil	49	at Was.	11/25/13
Cortez, Jose	49	at NYJ	10/1/01
Wilkins, Jeff	49	Det.	12/23/96

LONG FUMBLE RETURNS

NAME	YDS	OPPONENT	DATE
Griffin, Don	99t	Chi.	12/22/91
Young, Bryant	43	at Atl.	12/2/96
Greene, Kevin	40t	Den.	12/15/97
Hanks, Merton	38t	at Phi.	11/10/97

LONG RUNS FROM SCRIMMAGE

NAME	LG	OPPONENT	DATE
Barlow, Kevan	78t	Pit.	11/17/03
Carter, Dexter	74t	at LA Rams	12/17/90
Hearst, Garrison	70t	NYG	11/30/98
Phillips, Lawrence	68t	at Arz.	9/27/99
Jackson, Wilbur	64	at Det.	10/14/74

LONG PASS COMPLETIONS

NAME	LG	OPPONENT	DATE
J. Montana to J. Taylor	95t	at LA Rams	12/17/89
J. Montana to J. Taylor	92t	at LA Rams	12/17/89
C. Kaepernick to B. Lloyd	80t	at StL	10/13/14
J. Montana to J. Rice	80t	Was.	11/21/88
S. Young to T. Owens	79t	NYG	11/30/98
S. Bono to J. Taylor	78	at LA Rams	11/25/91
J. Montana to F. Solomon	77t	Dal.	12/19/83
S. Young to J. Rice	73t	at NYG	9/2/91

MOST PASSING YARDS

NAME	ATT	CMP	YDS	OPPONENT	DATE
Montana, Joe	42	30	458	at LA Rams	12/11/89
Montana, Joe	60	33	441	at Was.	11/17/86
Young, Steve	49	30	425	Min.	12/18/95
Grbac, Elvis	41	31	382	at Mia.	11/20/95
Montana, Joe	40	24	381	Was.	9/10/84
Garcia, Jeff	34	26	373	at Atl.	1/3/00
Young, Steve	44	27	348	at Det.	9/25/95
Kaepernick, Colin	36	22	343	at StL	10/13/14
Young, Steve	32	21	338	Chi.	12/23/91
Montana, Joe	36	26	328	LA Rams	12/9/85
Young, Steve	32	19	308	LA Raiders	9/5/94
Bono, Steve	33	18	306	at LA Rams	11/25/91
Young, Steve	32	21	303	at Was.	9/14/98



49ERS MONDAY NIGHT CAREER RECORDS

SCORING

NAME	R	P	RT	2PT	PAT	FG	TOT
Rice, Jerry	2	30	—	1	—	—	194
Cofer, Mike	—	—	—	—	52	18/32	106
Wersching, Ray	—	—	—	—	32	13/17	71
Owens, Terrell	—	11	—	—	—	—	66
Jones, Brent	—	10	—	—	—	—	60
Taylor, John	—	9	1	—	—	—	60
Young, Steve	9	—	—	—	—	—	54
Wilkins, Jeff	—	—	—	—	14	11/11	47
Gore, Frank	5	1	—	—	—	—	36
Kirby, Terry	5	1	—	—	—	—	36

PASSING YARDS

NAME	G	ATT	CMP	YDS	PCT	TD	INT	LG
Young, Steve	25	585	377	4,608	64.4	42	12	79t
Montana, Joe	18	600	357	4,482	59.5	33	15	95t
Kaepernick, Colin	6	129	83	1,183	64.3	9	0	80t
Smith, Alex	6	176	105	1,078	59.7	7	4	47t
Garcia, Jeff	6	143	94	1,044	65.7	7	2	62
Grbac, Elvis	5	118	79	829	66.9	7	4	47t

RUSHING YARDS

NAME	G	ATT	YDS	AVG	LG	TD
Hearst, Garrison	10	199	1,055	5.3	70t	5
Gore, Frank	12	205	921	4.5	36	5
Craig, Roger	17	239	817	3.4	25	1
Young, Steve	23	106	663	6.3	26t	9
Watters, Ricky	8	99	498	5.0	43	2
Tyler, Wendell	6	77	389	5.1	36	1
Jackson, Wilbur	6	99	357	3.6	64	0
Barlow, Kevan	5	42	333	7.9	78t	2
Williams, Delvin	5	72	304	4.2	30	0

RECEPTIONS

NAME	G	NO	YDS	AVG	LG	TD
Rice, Jerry	38	211	3,377	16.0	80t	30
Craig, Roger	17	78	654	8.4	33	4
Owens, Terrell	15	70	971	13.9	79t	11
Jones, Brent	22	66	846	12.8	41	6
Taylor, John	16	64	1,096	17.1	95t	8
Stokes, J.J.	14	49	597	12.2	47	1
Rathman, Tom	13	40	343	8.6	21	0

INTERCEPTIONS

NAME	G	NO	YDS	AVG	LG	TD
Hanks, Merton	22	7	143	20.4	67t	1
Lott, Ronnie	4	5	63	12.6	26	0
McDonald, Tim	21	4	46	11.5	21	0
Griffin, Don	8	4	25	6.3	23	0
Brown, Tarell	9	3	6	2.0	5	0
Goldson, Dashon	7	3	24	8.0	21	0
Williamson, Carlton	3	3	109	36.3	82	0
Wright, Eric	3	3	85	28.3	48t	1

PUNT RETURN YARDS

NAME	G	NO	YDS	AVG	LG	FC	TD
Taylor, John	12	31	386	12.5	95t	12	1
McLemore, Dana	7	19	310	16.3	83t	10	3
Carter, Dexter	11	27	293	10.9	78t	15	1
Ginn Jr., Ted	4	11	132	12.0	42	3	0
Levy, Chuck	5	5	101	20.2	73t	1	1
McQuarters, R.W.	5	11	98	8.9	26	1	0

TOTAL YARDS FROM SCRIMMAGE

NAME	TOTAL YARDS	RUSH	REC
Rice, Jerry	3,463	86	3,377
Craig, Roger	1,471	817	654
Hearst, Garrison	1,203	1,055	148
Taylor, John	1,153	5	1,148
Gore, Frank	1,041	921	120
Jones, Brent	1,011	0	1,011
Owens, Terrell	977	4	973
Watters, Ricky	689	498	191

PUNTING AVERAGE

NAME	G	NO	YDS	AVG	LG	BLKD
Lee, Andy	12	54	2,554	47.3	63	0
Pinoia, Bradley	4	16	718	44.9	52	0
Stanley, Chad	3	17	694	40.8	52	0
Thompson, Tommy	9	33	1,339	40.6	54	1
Wittum, Tom	7	42	1,689	40.2	52	0
Wilmsmeyer, Klaus	8	22	882	40.1	61	0

KICKOFF RETURN YARDS

NAME	G	NO	YDS	AVG	LG	TD
Carter, Dexter	16	43	1,038	24.1	60	0
Washington, Vic	3	8	226	28.3	57	0
Hofer, Paul	4	10	223	22.3	48	0
Levy, Chuck	5	11	214	19.5	31	0
Hicks, Maurice	2	8	191	23.9	33	0
Rossum, Allen	1	4	186	46.5	104t	1
Monroe, Carl	5	10	174	17.4	45	0
Ginn Jr., Ted	4	7	168	24.0	41	0
Williams, Jimmy	2	8	162	20.3	33	0
Flagler, Terrence	3	8	161	20.1	40	0
Tillman, Spencer	3	7	157	22.4	60	0



49ERS OFFENSIVE AND DEFENSIVE RANKINGS

Year	Total	OFFENSE		Total	DEFENSE	
		Rush	Pass		Rush	Pass
1970	321.6 (2)	112.9 (17)	208.8 (1)	283.7 (13)	128.5 (18)	155.2 (9)
1971	336.1 (3)	152.1 (9)	184.1 (4)	262.8 (6)	119.1 (9)	143.6 (7)
1972	310.8 (8)	115.4 (21)	195.4 (2)	287.6 (14)	131.9 (13)	155.6 (15)
1973	301.7 (8)	124.5 (21)	177.2 (4)	309.2 (20)	140.2 (10)	169.0 (22)
1974	284.9 (14)	141.5 (11)	143.4 (19)	283.1 (12)	145.2 (18)	137.9 (6)
1975	297.0 (16)	114.1 (25)	182.9 (5)	287.6 (10)	130.6 (9)	156.9 (11)
1976	291.8 (18)	174.8 (5)	117.0 (23)	254.4 (2)	127.6 (5)	126.9 (4)
1977	256.7 (22)	149.0 (10)	107.7 (25)	246.9 (3)	133.5 (12)	113.4 (4)
1978	252.9 (27)	130.7 (21)	122.3 (25)	314.0 (21)	147.8 (17)	166.2 (18)
1979	348.3 (6)	120.8 (20)	227.6 (3)	337.1 (20)	138.3 (15)	198.8 (24)
1980	332.5 (12)	108.9 (24)	223.6 (5)	373.1 (27)	138.6 (23)	234.4 (27)
1981	342.8 (13)	121.3 (19)	221.4 (7)	297.7 (2)	119.9 (12)	177.8 (3)
1982	360.2 (3)	82.2 (28)	278.0 (2)	337.2 (21)	133.2 (21)	204.0 (16)
1983	378.4 (4)	141.1 (8)	237.3 (5)	324.3 (10)	121.0 (9)	203.3 (15)
1984	397.9 (2)	154.1 (3)	243.8 (4)	323.5 (10)	112.2 (7)	211.3 (17)
1985	370.0 (2)	139.5 (10)	230.5 (5)	324.4 (14)	105.2 (7)	219.2 (21)
1986	380.1 (3)	124.1 (10)	256.0 (2)	305.0 (6)	97.2 (3)	207.8 (17)
1987	399.1 (1)	149.1 (1)	250.0 (2)	273.0 (1)	107.4 (5)	165.6 (1)
1988	368.8 (2)	157.7 (2)	211.1 (10)	285.9 (3)	99.2 (3)	186.7 (8)
1989	391.8 (1)	122.9 (10)	268.9 (2)	288.6 (4)	86.4 (3)	202.2 (11)
1990	368.4 (2)	107.4 (18)	261.1 (2)	267.1 (3)	78.6 (2)	188.4 (12)
1991	366.1 (3)	116.3 (11)	249.8 (2)	284.6 (6)	94.5 (5)	190.1 (11)
1992	387.2 (1)	144.7 (3)	242.5 (3)	299.2 (15)	88.6 (4)	210.6 (26)
1993	402.2 (1)	133.3 (3)	268.9 (2)	312.3 (15)	112.5 (16)	199.8 (16)
1994	378.8 (2)	118.6 (6)	260.2 (4)	302.4 (8)	83.6 (2)	218.8 (17)
1995	380.4 (2)	92.4 (23)	288.0 (1)	274.9 (1)	66.3 (1)	208.6 (11)
1996	344.1 (6)	115.4 (10)	228.7 (7)	291.3 (7)	93.6 (5)	197.8 (11)
1997	319.5 (12)	123.1 (8)	196.4 (18)	250.8 (1)	85.4 (2)	165.4 (2)
1998	425.0 (1)	159.0 (1)	266.0 (2)	333.9 (23)	100.6 (9)	233.3 (29)
1999	336.3 (10)	130.9 (1)	205.3 (21)	355.4 (28)	101.2 (15)	254.2 (31)
2000	377.5 (4)	112.6 (18)	264.9 (4)	356.8 (29)	112.1 (16)	244.7 (29)
2001	355.6 (4)	140.3 (2)	215.3 (14)	309.6 (13)	98.2 (9)	211.4 (19)
2002	356.3 (8)	140.3 (6)	216.1 (14)	322.4 (14)	103.2 (7)	219.1 (22)
2003	355.4 (5)	142.4 (5)	213.0 (10)	308.0 (13)	105.6 (9)	202.4 (17)
2004	286.6 (26)	90.6 (30)	196.0 (20)	342.6 (24)	124.7 (20)	217.9 (19)
2005	224.2 (32)	105.6 (17)	118.6 (32)	391.2 (32)	114.5 (18)	276.7 (32)
2006	303.8 (26)	135.8 (6)	168.0 (29)	344.2 (26)	121.0 (19)	223.2 (26)
2007	237.3 (32)	92.3 (27)	145.0 (32)	346.2 (25)	118.5 (22)	227.7 (22)
2008	311.1 (23)	99.9 (27)	211.2 (13)	326.0 (13)	106.8 (13t)	219.2 (20)
2009	290.8 (27)	100.0 (25)	190.8 (22)	326.4 (15)	97.0 (6)	229.4 (20)
2010	313.3 (24)	103.6 (19)	209.8 (18)	327.8 (13)	96.7 (6)	231.1 (24)
2011	310.9 (26)	127.8 (8)	183.1 (29)	308.2 (4)	77.3 (1)	230.9 (16)
2012	361.8 (11)	155.7 (4)	206.1 (23)	294.4 (3)	94.2 (4)	200.2 (4)
2013	323.8 (24)	137.6 (3)	186.2 (30)	316.9 (5)	95.9 (4)	221.0 (7)
2014	327.4 (20)	136.0 (4)	191.4 (30)	321.4 (5)	100.8 (7)	220.7 (5)
2015	303.8 (31)	96.5 (21)	207.3 (29)	387.4 (29)	126.3 (29)	261.2 (27)
2016	308.1 (31)	126.2 (4)	181.9 (32)	406.4 (32)	165.9 (32)	240.5 (14)
2017	349.2 (12)	103.9 (21)	245.3 (9)	351.6 (24)	116.3 (21t)	235.3 (22)
2018	358.5 (16)	118.3 (13)	240.2 (15)	344.6 (10)	110.6 (12)	234.0 (12)

49ERS OVERTIME GAMES (NATIONAL FOOTBALL LEAGUE - 1976-PRESENT)

October 31, 1976 – Cardinals 23, 49ers 20 (StL)
 December 5, 1976 – Chargers 13, 49ers 7 (SD)
 November 13, 1977 – 49ers 10, Saints 7 (NO)
 September 14, 1980 – 49ers 24, Cardinals 21 (SF)
 December 7, 1980 – 49ers 38, Saints 35 (SF)
 October 12, 1986 – Vikings 27, 49ers 24 (SF)
 October 19, 1986 – 49ers 10, Falcons 10 (ATL)
 October 9, 1988 – Broncos 16, 49ers 13 (SF)
 December 9, 1990 – 49ers 20, Bengals 17 (CIN)
 January 3, 1994 – Eagles 37, 49ers 34 (SF)
 October 14, 1996 – Packers 23, 49ers 20 (GB)
 November 10, 1996 – Cowboys 20, 49ers 17 (SF)
 November 24, 1996 – 49ers 19, Redskins 16 (WAS)
 September 6, 1998 – 49ers 36, Jets 30 (SF)
 December 6, 1998 – 49ers 31, Panthers 28 (CAR)

December 26, 1999 – Redskins 26, 49ers 20 (SF)
 October 8, 2000 – Raiders 34, 49ers 28 (SF)
 September 9, 2001 – 49ers 16, Falcons 13 (SF)
 October 14, 2001 – 49ers 37, Falcons 31 (ATL)
 October 28, 2001 – Bears 37, 49ers 31 (CHI)
 November 18, 2001 – 49ers 25, Panthers 22 (CAR)
 November 3, 2002 – 49ers 23, Raiders 20 (OAK)
 November 17, 2002 – Chargers 20, 49ers 17 (SD)
 September 14, 2003 – Rams 27, 49ers 24 (StL)
 October 26, 2003 – Cardinals 16, 49ers 13 (ARZ)
 December 21, 2003 – 49ers 31, Eagles 28 (PHI)
 October 10, 2004 – 49ers 31, Cardinals 28 (SF)
 December 12, 2004 – 49ers 31, Cardinals 28 (ARZ)
 January 1, 2006 – 49ers 20, Texans 17 (SF)
 December 31, 2006 – 49ers 26, Broncos 23 (DEN)

November 25, 2007 – 49ers 37, Cardinals 31 (ARZ)
 September 14, 2008 – 49ers 33, Seahawks 30 (SEA)
 November 14, 2010 – 49ers 23, Rams 20 (SF)
 September 18, 2011 – Cowboys 27, 49ers 24 (SF)
 January 22, 2012 – Giants 20, 49ers 17 (SF) (NFC-CH)
 November 11, 2012 – 49ers 24, St. Louis 24 (SF)
 December 2, 2012 – Rams 16, 49ers 13 (StL)
 November 9, 2014 – 49ers 27, Saints 24 (NO)
 December 20, 2014 – Chargers 38, 49ers 35 (SF)
 December 6, 2015 – 49ers 26, Bears 20 (CHI)
 January 3, 2016 – 49ers 19, Rams 16 (SF)
 December 11, 2016 – Jets 23, 49ers 17 (SF)
 October 1, 2017 – Cardinals 18, 49ers 15 (ARZ)
 October 8, 2017 – Colts 26, 49ers 23 (IND)
 December 16, 2018 – 49ers 26, Seahawks 23 (SF)

49ERS OVERTIME RECORDS

Overall Record 23–20–2 (home – 9–10–1, road – 14–10–1)



49ERS OVERTIME GAME SUMMARIES

October 31, 1976

St. Louis 23, San Francisco 20

In the fourth quarter, St. Louis held a 14–13 lead after San Francisco missed an extra point on its previous scoring drive. San Francisco then took the lead 20–14 in the fourth when Delvin Williams scored his third touchdown of the day. With eight minutes left in the game, Cardinals quarterback Jim Hart connected with Mel Gray on a 77-yard touchdown pass for the 20–20 tie. The extra point was blocked and the two teams went into overtime. St. Louis won the overtime coin toss but was forced to punt. Tony Leonard fumbled the kick at the 43-yard line, which was recovered by the Cardinals. St. Louis then marched down field to set up Jim Bakken for the 21-yard field goal to lift the Cardinals to a 23–20 victory.

	1st	2nd	3rd	4th	OT	Final
49ers	0	13	0	7	0	20
Cardinals	7	0	7	6	3	23

December 5, 1976

San Diego 13, San Francisco 7

The 49ers and Chargers played to a scoreless tie in the first half. The defensive struggle continued into the second half and the score remained 0–0 at the end of the third quarter. On San Diego's first possession of the fourth quarter, Dan Fouts guided them on a 16-play, 80-yard scoring drive, capped by a Bo Matthews two-yard touchdown run. San Francisco answered on its next possession with a 64-yard scoring drive. Paul Hofer caught an eight-yard touchdown pass from Scott Bull to make the score 7–6. The extra point was blocked, but the Chargers Tom Graham was flagged for offsides. After the penalty was marked off, Steve Mike–Mayer connected to tie the game at seven with just over a minute left in regulation. San Diego won the overtime coin toss and elected to receive. The Chargers began their first possession on their own seven-yard line where Fouts guided them on a nine-play, 93-yard drive, which was capped by a Mercury Morris 13-yard touchdown run for the 13–7 win.

	1st	2nd	3rd	4th	OT	Final
49ers	0	0	0	7	0	7
Chargers	0	0	0	7	6	13

November 13, 1977

San Francisco 10, New Orleans 7

The 49ers got their first ever overtime victory at New Orleans. The Saints got on the board early in the first quarter on an eight-yard run by Tony Galbreath. The Saints appeared to grab a commanding lead at the end of the first half when Richard Mauti returned a Tom Wittum punt 65 yards for a touchdown 10 seconds before halftime. But a New Orleans clipping penalty nullified the score. The 49ers tied it up in the third quarter with a five-yard romp by Delvin Williams. Neither team would score again in regulation and the game went to overtime knotted at seven. The Saints won the overtime coin toss, but were unable to move the ball, giving it back to the 49ers. San Francisco started from its own 41-yard line and moved the ball down to the Saints 16, where Ray Wersching connected on a 33-yard game-winning field goal.

	1st	2nd	3rd	4th	OT	Final
49ers	0	0	7	0	3	10
Saints	7	0	0	0	0	7

September 14, 1980

San Francisco 24, St. Louis 21

San Francisco struck first on a 19-yard touchdown pass from Steve DeBerg to Paul Hofer in the second quarter. Cardinals quarterback Jim Hart quickly answered back with a 13-yard touchdown strike to Theotis Brown. The Cardinals pushed the lead to 14–7 with a Doug Marsh five-yard touchdown reception. After the 49ers tied the game at 14, St. Louis drove 75 yards in eight plays to take a 21–14 lead. With 1:51 left in regulation, the 49ers drove 80 yards and scored on a 26-yard touchdown run by Hofer, his second of the day. San Francisco won the overtime coin toss and took the ball 52 yards to the 16-yard line, where Ray Wersching kicked a 33-yard field goal for the 24–21 win.

	1st	2nd	3rd	4th	OT	Final
49ers	0	7	0	14	3	24
Cardinals	0	0	14	7	0	21

December 7, 1980

San Francisco 38, New Orleans 35

New Orleans jumped out to a 35–7 halftime lead behind touchdown passes of 33, 21 and 41 yards from Archie Manning. Less than five minutes into the third quarter, the 49ers went on an 88-yard, nine-play drive that culminated with a one-yard touchdown run by Joe Montana. Minutes later, Montana hooked up with Dwight Clark for a 71-yard touchdown pass to bring the 49ers within 14 points. After the San Francisco defense shut out New Orleans for the second straight quarter, they tied the game with 1:50 left in the fourth quarter with Lenvil Elliott's seven-yard touchdown jaunt, forcing overtime. New Orleans won the coin toss, but failed to pick up a first down on its first possession. San Francisco took the ball on its own 27 and marched 55 yards in 13 plays for the game-winning 36-yard field goal by Ray Wersching.

	1st	2nd	3rd	4th	OT	Final
49ers	0	7	14	14	3	38
Saints	14	21	0	0	0	35

October 12, 1986

Minnesota 27, San Francisco 24

With Joe Montana out, Jeff Kemp stepped in to lead San Francisco against a powerful Minnesota Vikings team. Minnesota struck first with a six-yard touchdown pass from Tommy Kramer to Anthony Carter. The 49ers answered back when Kemp hit Dwight Clark with a 45-yard strike to tie the game. With 1:14 left in the first quarter, the Vikings Issiac Holt recovered a blocked punt in the end zone for a 14–7 lead. San Francisco took a 17–14 lead into halftime after a 39-yard Ray Wersching field goal and a 34-yard touchdown pass from Kemp to Jerry Rice. After the Vikings stalled on their first drive of the third quarter, Kemp led the 49ers on a six-play, 53-yard drive that ended with a 17-yard touchdown reception by Rice. Minnesota answered back with a 26-yard field goal by Chuck Nelson to cut the 49ers lead to 24–17. With 6:37 remaining in the fourth quarter, Kramer hit Anthony Carter with a 35-yard touchdown pass to tie the game. In overtime, Minnesota won the toss and went on a 58-yard drive. Nelson hit a 28-yard field goal for the 27–24 win.

	1st	2nd	3rd	4th	OT	Final
49ers	7	10	7	0	0	24
Vikings	14	0	3	7	3	27

October 19, 1986

Atlanta 10, San Francisco 10

San Francisco visited Atlanta for a battle with the division rival Falcons and took an early 7–0 lead on a Roger Craig one-yard romp. The Falcons responded with a punishing 17-play, 44-yard drive that resulted in a 47-yard field goal by Mick Luckhurst. San Francisco maintained its lead in the second quarter with a 53-yard, 13-play drive, which led to a 24-yard Ray Wersching field goal and a 10–3 lead. The defenses dominated the second half, holding the offenses scoreless for all of the third quarter and most of the fourth. With just over a minute remaining in regulation, the Falcons took advantage of great field position and scored on a 39-yard touchdown pass from Dave Archer to Sylvester Stamps to tie the game at 10. The Falcons won the overtime coin toss and elected to receive. After generating only one first down, the Falcons were forced to give up possession. The 49ers mirrored the Falcons on their first possession of overtime and punted with 6:42 remaining. Both teams had possession two more times in overtime, but could not produce a score as the game ended in a 10–10 tie.

	1st	2nd	3rd	4th	OT	Final
49ers	7	3	0	0	0	10
Falcons	3	0	0	7	0	10

October 9, 1988

Denver 16, San Francisco 13

Two of the best teams in the NFL faced off in an inter conference battle as the Denver Broncos visited Candlestick Park. The 49ers started the scoring with a 37-yard Mike Cofer field goal with 4:52 remaining in the first quarter. The Broncos answered early in the second with a 27-yard field goal by Rich Karlis to knot the game at three. With San Francisco's second possession of the second quarter, Joe Montana opened up the offense and led the 49ers 95 yards and capped it off with a six-yard quarterback sneak for a 10–3 lead at halftime. The only scoring in the third quarter came on Karlis' 27-yard field goal with five minutes remaining, cutting the 49ers lead to 10–6. Cofer quickly answered with a 27-yard field goal with one minute on the clock in the third quarter for the 13–6 lead. After an injury, John Elway returned to hit Vance Johnson with an eight-yard touchdown pass. Neither team could score in the final minutes of regulation and headed into overtime. On San Francisco's first possession, Andre Townsend sacked Montana, injuring his ribs. Steve Young took over, and on his first play threw an interception to Mark Haynes ending the threat. After a five-and-out drive by the Broncos, the 49ers took over on their own five-yard line. A second Young interception, deep in Broncos territory, helped set the stage for Karlis to connect on a 22-yard game-winning field goal.

	1st	2nd	3rd	4th	OT	Final
49ers	3	7	3	0	0	13
Broncos	0	3	3	7	3	16



December 9, 1990

San Francisco 20, Cincinnati 17

A capacity crowd filled Riverfront Stadium as the San Francisco 49ers invaded Cincinnati for a late-season battle. On the Bengals first possession, Boomer Esiason drove his team 70 yards for the game's opening score, a two-yard touchdown pass to Craig Taylor. San Francisco answered back on its next possession when Tom Rathman capped off a 73-yard drive with a one-yard plunge into the end zone for the 7-7 tie. Cincinnati came out strong in the second half. The Bengals scored on a Jim Breech field goal to open the third and break the tie. San Francisco enjoyed its first lead of the game after Harry Sydney scored on a three-yard run. With just over two minutes elapsed in the fourth quarter, Ickey Woods dove in from one yard out to regain the lead for Cincinnati, 17-14. The 49ers next drive stalled and they would not regain possession until only 4:11 remained in regulation. On the first play, Joe Montana hit Jerry Rice for a 29-yard strike and guided the team down to the Cincinnati six-yard line. Mike Cofer hit a 23-yard field goal with just over a minute remaining to send the game into overtime. San Francisco won its first coin toss in five overtime games and wasted no time driving 75 yards in 11 plays to set up Cofer's 23-yard game-winning field goal and the 20-17 victory.

	1st	2nd	3rd	4th	OT	Final
49ers	7	0	7	3	3	20
Bengals	7	0	3	7	0	17

January 3, 1994

Philadelphia 37, San Francisco 34

Turnovers and an ill-timed penalty marred the 49ers first overtime game in four years. The Philadelphia Eagles struck early and often, first on a 34-yard Roger Ruzek field goal five minutes into the game. On San Francisco's first possession, Steve Young was hit and fumbled the ball, which was recovered by Byron Evans who returned it 30 yards for a touchdown and a 10-0 lead. With Bubby Brister at the helm, the Eagles drove 76 yards in the opening minutes of the second quarter and connected with Calvin Williams for a 13-yard touchdown to push the lead to 17-3. Brister again guided Philadelphia to an eight-play, 64-yard touchdown scoring drive to take a commanding 21-point lead. The 49ers end zone drought ended with just less than two minutes remaining in the half when Young hit Jerry Rice for a three-yard touchdown that brought the score to 24-10 at halftime. San Francisco started the second half with a 60-yard kickoff return by Dexter Carter to give the 49ers the ball on Philadelphia's 38-yard line. Capping off a punishing 38-yard, nine-play drive, Ricky Watters ran 11 yards for the score. After a Philadelphia punt, John Taylor caught a 38-yard touchdown pass to tie the game at 24. Philadelphia took advantage of a Young injury by intercepting a Steve Bono pass. The Eagles worked quickly, moving 69 yards in just two plays to take a 31-24 lead. San Francisco gave Philadelphia good field position again with a fumble on its own 40, allowing the Eagles to increase their lead to 10 with a Ruzek 32-yard field goal in the third quarter. Set up by a Don Griffin interception, Bono drove the 49ers 42 yards and scored on a one-yard keeper that closed the gap to 34-31. After a Philadelphia punt, the Niners drove down and tied the game on a Cofer 29-yard field goal with 15 seconds left in regulation. San Francisco won the overtime coin toss and elected to receive, but failed to score on two overtime possessions. On Philadelphia's second possession of overtime, they drove to San Francisco's 20-yard line. With four seconds showing on the clock, the Eagles set up for a 38-yard field goal. Ruzek missed the field goal wide

right, but Merton Hanks was flagged for roughing the kicker. After a 10-yard penalty, Ruzek hit a 28-yarder with no time left on the clock for the 37-34 win.

	1st	2nd	3rd	4th	OT	Final
49ers	3	7	14	10	0	34
Eagles	10	14	10	0	3	37

October 14, 1996

Green Bay 23, San Francisco 20

With Steve Young out with a groin injury, Elvis Grbac led San Francisco against Brett Favre and the Green Bay Packers. After an unsuccessful first possession, the Packers scored on a 30-yard field goal by Chris Jacke with just over five minutes remaining in the first quarter for the 3-0 lead. They took a 6-0 lead on another Jacke 25-yard field goal. On San Francisco's second possession of the second quarter, Grbac led a six-play, 36-yard drive that resulted in a Jeff Wilkins 48-yard field goal. After a three-and-out series by the Packers, Jerry Rice caught a seven-yard touchdown from Grbac for a 10-6 lead. Aided by a Dana Stubblefield interception, Rice and Grbac put the 49ers up 17-6 at the half with a 13-yard touchdown pass. Green Bay trimmed the lead to 17-14 when Favre hit Don Beebe for a 59-yard touchdown and followed it with a two-point conversion toss to Edger Bennett. Chris Jacke hit a 35-yard field goal to tie the game at 17 with 3:24 left in regulation. San Francisco won the overtime coin toss but was forced to punt after going three-and-out. Green Bay received the ball on its own 44 and drove 21 yards to set up Jacke for a 53-yard field goal for the 23-20 victory.

	1st	2nd	3rd	4th	OT	Final
49ers	0	17	0	3	0	20
Packers	6	0	8	6	3	23

November 10, 1996

Dallas 20, San Francisco 17

The two most dominating teams in the NFL met in a mid-season battle for NFC supremacy as the Dallas Cowboys traveled to 3Com Park. The 49ers jumped out to a quick lead after a Jeff Wilkins 28-yard field goal. They extended their lead to 10-0 on a 29-yard touchdown strike from Steve Young to Iheanyi Uwaezuoke. Quiet for most of the first half, the Cowboys finally got on the board with a 72-yard scoring drive that ended on a Troy Aikman three-yard touchdown run, which cut the deficit to 10-7 at halftime. Defenses dominated in the third quarter with neither team allowing a score. Dallas ended the scoring drought with a Chris Boniol 26-yard field goal four seconds into the fourth quarter to tie the game at 10. With Young out in the second half after sustaining a concussion, Elvis Grbac led San Francisco on a nine-play, 68-yard scoring drive on its next possession. Terry Kirby capped it off with a 27-yard touchdown run. After Fred Strickland intercepted a Grbac pass at the 49ers 15-yard line, Troy Aikman hit Eric Bjornson for a six-yard touchdown pass, knotting the game at 17 and forcing overtime. The Cowboys won the overtime coin toss and wasted no time marching down the field. After 12 plays, Chris Boniol hit the game-winning 29-yard field goal for the 20-17 victory.

	1st	2nd	3rd	4th	OT	Final
49ers	10	0	0	7	0	17
Cowboys	0	7	0	10	3	20

November 24, 1996

San Francisco 19, Washington 16

In the 49ers second overtime game in November, and third of the season, the Washington Redskins hosted San Francisco for the first time in two years. In what would prove to be a game dominated by special teams, San Francisco struck first with a 20-yard field goal from Jeff Wilkins. Washington's Scott Blanton hit field goals from 19 and 48 yards out and Wilkins added another to knot the score at six going into halftime. The only score in the third quarter came on a Blanton field goal from 41 yards out to give Washington a 9-6 lead. San Francisco got on the board first in the fourth quarter with a Wilkins 44-yard field goal three minutes into the period. On the ensuing possession, Gus Ferotte drove the Redskins 78 yards, which culminated with a Jamie Asher 20-yard touchdown reception. The 49ers tied the game with 1:57 remaining in regulation on a one-yard run by William Floyd, forcing overtime. San Francisco won the coin toss and promptly went on a 48-yard scoring drive that was capped by a 38-yard field goal by Wilkins for the 19-16 win.

	1st	2nd	3rd	4th	OT	Final
49ers	3	3	0	10	3	19
Redskins	0	6	3	7	0	16

September 6, 1998

San Francisco 36, New York Jets 30

In the opening weekend of the 1998 season, fans were treated to one of the most exciting games and one of the most exciting plays in NFL history. After a fast-paced first half, the 49ers found themselves trailing 17-14 at halftime after Glen Foley hit Wayne Chrebet from six-yards out for the score with 32 seconds remaining in the second quarter. On its first possession in the second half, San Francisco evened the score at 17 with a 22-yard field goal by Wade Richey. On the following possession, Foley found Keyshawn Johnson for a 21-yard touchdown and a 24-17 lead. With just over three minutes remaining in the third quarter, Jerry Rice caught a 14-yard touchdown from Steve Young to bring the 49ers within one. The extra point was blocked and the score remained 24-23 heading into the fourth quarter. New York extended its lead to 27-23 after a John Hall 32-yard field goal. San Francisco took possession with 3:38 left in regulation and went on a 76-yard, five-play drive that was capped by a 38-yard touchdown pass from Young to J.J. Stokes, giving the 49ers the lead 30-27 with just over one minute remaining in regulation. New York then drove the ball to the 49ers 13-yard line, where John Hall tied the game at 30 with just three seconds on the clock. Both New York and San Francisco went three-and-out on their first possessions of overtime. The Jets moved to mid-field on their second possession before being forced to punt, pinning the 49ers on their own four-yard line. With 11:09 remaining in overtime, on San Francisco's first play of its second possession, Young gave the ball to Garrison Hearst, who ran right and broke six tackles on his way to a 96-yard, game-winning touchdown run and the 36-30 victory.

	1st	2nd	3rd	4th	OT	Final
49ers	7	7	9	7	6	36
Jets	3	14	7	6	0	30



December 6, 1998

San Francisco 31, Carolina 28

San Francisco extended its winning streak to four games with an exciting, high-scoring match-up with the Carolina Panthers. After an explosive first half, the 49ers took a 21–7 lead going into halftime. San Francisco started the second half with a five-play drive, which covered 90 yards, including a Garrison Hearst 71-yard touchdown run. The drive gave the 49ers a commanding 28–7 lead. With just 52 seconds left in the third quarter, Steve Beuerlein connected with Anthony Johnson on a 38-yard touchdown pass to cut the deficit to 28–14. On their first possession of the fourth quarter, the Panthers drove 76 yards in five plays and scored on a Beuerlein-to-Raghib Ismail 40-yard touchdown pass. Minutes later, Carolina tied the game at 28 with a 10-yard run by Tshimanga Biakabutuka. Carolina won the overtime coin toss and elected to receive. The Panthers ran two unsuccessful plays, and Beuerlein fumbled on the third, giving San Francisco possession on Carolina's 30-yard line. The 49ers picked up 25 yards driving to the Panthers five, where Wade Richey hit a 23-yard field goal for the 31–28 win.

	1st	2nd	3rd	4th	OT	Final
49ers	7	14	7	0	3	31
Carolina	7	0	7	14	0	28

December 26, 1999

Washington 26, San Francisco 20

The Washington Redskins visited 3Com Park and battled the San Francisco 49ers to their second overtime game in the last three meetings. San Francisco struck first with an 80-yard drive in 13 plays, capped off with a Charlie Garner four-yard touchdown run and a 7–0 lead. Early in the second quarter, Washington answered back with an 80-yard drive of its own, ending with a Brad Johnson-to-Michael Westbrook 65-yard touchdown strike. With a pair of Wade Richey field goals, San Francisco went into halftime with a 13–7 lead. Washington cut the deficit to three after Brett Conway nailed a 47-yard field goal in the third quarter. The 49ers extended their lead to 20–10 with a 78-yard scoring drive that ended on a five-yard touchdown pass from Jeff Garcia to J.J. Stokes. At the beginning of the fourth quarter, Conway connected on a 34-yard field goal to bring the Redskins within seven. Washington then struck again with 3:30 left in the game when Brad Johnson plunged in from one-yard to tie the game at 20. San Francisco threatened with just over one minute to go, driving to the Redskins 22-yard line before fumbling, which Washington recovered to force overtime. Washington won the overtime coin toss and promptly moved the ball to the San Francisco 33-yard line in three plays. On first down, Johnson hit Larry Centers for a 33-yard touchdown pass and the 26–20 win.

	1st	2nd	3rd	4th	OT	Final
49ers	7	6	7	0	0	20
Redskins	0	7	3	10	6	26

October 8, 2000

Oakland 34, San Francisco 28

In a game for the ages, the 49ers fell in overtime to the visitors from across the Bay, the Oakland Raiders. The Raiders jumped out to the early 6–0 lead on two Sebastian Janikowski field goals. The 49ers answered back, scoring 14 unanswered points to close out the first half. The Raiders dominated the third quarter, holding onto the ball for more than 11 minutes and scoring two touchdowns. After another score by the Raiders to start the fourth, the 49ers started their comeback. After a Jeff Garcia-to-Terrell Owens scor-

ing toss and another score on a nine-yard touchdown run by Charlie Garner, San Francisco tied the game at 28. On their next possession, the Raiders drove down to San Francisco's 23-yard line, but on fourth-and-10, Janikowski missed a 41-yard field goal wide left. The 49ers, with a chance to win the game, took possession and moved the ball down to the Oakland 29-yard line. On fourth-and-one, the Raiders defense stiffened and stopped a leaping Charlie Garner for no gain. The Raiders took over on downs, but couldn't get their offense going and were forced to punt back to the 49ers, who ran out the clock and forced the game into overtime. The Raiders won the toss and marched down to the 49ers 25-yard line. Janikowski came on to attempt the game-winning field goal, but missed wide right, his second missed field goal of the day. The 49ers took over and drove all the way to the Raiders 11-yard line. On first down, Wade Richey attempted the game-winning field goal, but was blocked and possession went back to the Raiders. Following two pass completions and a pass interference call on the 49ers, the Raiders finally put the game away with a 31-yard scoring toss from Rich Gannon to Tim Brown for the win.

	1st	2nd	3rd	4th	OT	Final
49ers	0	14	0	14	0	28
Raiders	3	3	15	7	6	34

September 9, 2001

San Francisco 16, Atlanta 13

The 49ers began the 2001 regular season in an exciting fashion, defeating the visiting Atlanta Falcons 16–13 in overtime. The 49ers trailed by seven points at halftime and began the fourth quarter with a 10-point deficit. A J.J. Stokes touchdown reception narrowed the gap before Jose Cortez's field goal attempt tied the game at 13 with 11 seconds remaining in regulation. The 49ers won the coin toss in overtime and elected to receive. On the drive the 49ers faced a third-and-five when Jeff Garcia rifled a pass to Tai Streets, who raced 53 yards to the Falcons 23-yard line. Three plays later, Cortez nailed a 24-yard field goal to lift the 49ers to victory.

	1st	2nd	3rd	4th	OT	Final
49ers	0	3	0	10	3	16
Falcons	7	3	3	0	0	13

October 14, 2001

San Francisco 37, Atlanta 31

The 49ers had their second overtime game of the 2001 season against the Falcons, sweeping Atlanta in the season series by winning 37–31. The 49ers rallied back from deficits of 20–7 at the half and 31–17 in the fourth quarter. The Falcons went up 14–0 early in the game. The 49ers put their first points of the game on the board in the second quarter when Jeff Garcia scored on a seven-yard run. The Falcons answered back with two field goals and went up 20–7 at halftime. Terrell Owens, who did not catch a pass in the first half, roared back to catch nine passes for 183 yards and a career-high three touchdowns. After a 49ers touchdown, at the hands of Kevan Barlow, and a touchdown by the Falcons, the 49ers were down 31–24 with just 2:22 remaining in the game. Garcia led the team on a 10-play, 72-yard drive when he hooked up with Owens from 17 yards out to tie the game at 31 with just 21 seconds remaining. The 49ers won the toss in overtime and drove to the Falcons 14-yard line. A mishandled snap between Garcia and Dave Fiore, who was filling in at center for an injured Jeremy Newberry, was recovered by the Falcons and their offense took over. The 49ers defense rose to the challenge, forcing Atlanta into a three-and-out possession. After the punt, San

Francisco began at its own 33-yard line. After picking up one first down, Garcia faced third-and-five when he connected with Owens, who raced 52 yards for his third touchdown and the 37–31 overtime victory.

	1st	2nd	3rd	4th	OT	Final
49ers	0	7	10	14	6	37
Falcons	14	6	0	11	0	31

October 28, 2001

Chicago 37, San Francisco 31

The 49ers had their second consecutive overtime game and their third of the 2001 season as they dropped a 37–31 decision to the Chicago Bears. San Francisco went up early in the first quarter after Bryant Young forced a fumble, which Julian Peterson scooped up and returned 26 yards for the touchdown. The 49ers struck again when Jeff Garcia hooked up with Justin Swift for a one-yard touchdown and the 14–0 lead. The Bears answered back with a safety and a touchdown, making the score 14–9 at the half. In the third quarter, the 49ers struck first when Garrison Hearst scored his first touchdown since 12–14–98 on a 60-yard bomb from Garcia. The Bears offense then took over and drove down to the 49ers 10-yard line where Zack Bronson intercepted a Shane Matthews pass and returned it a team-record 97 yards for the touchdown. After a Chicago touchdown and a 49ers field goal, the score was 31–16 early in the fourth quarter. The Bears then racked up 15 unanswered points on two touchdown drives to tie the game at 31 and send it into overtime. The 49ers won the coin toss and the offense took over. On the first play from scrimmage, Garcia was intercepted by Mike Brown, who raced 33 yards for the touchdown and the 37–31 victory for Chicago.

	1st	2nd	3rd	4th	OT	Final
49ers	14	0	14	3	0	31
Bears	0	9	7	15	6	37

November 18, 2001

San Francisco 25, Carolina 22

In their fourth overtime game of the season, setting a new team record, the 49ers pulled out an exciting 25–22 victory over the Carolina Panthers. The game was a see-saw battle with each team going back and forth until the fourth quarter. The Panthers went ahead late in the fourth quarter after a Jeff Garcia interception. Wesley Walls scored on a 24-yard pass, but the two-point conversion failed, leaving the Panthers with a slim 19–14 lead. On the next 49ers drive, Garcia was intercepted again, this time deep in 49ers territory. The San Francisco defense held Carolina to only a field goal and the 49ers were down 22–14 with just 1:52 remaining in the game. Garcia started the offense on its own 34-yard line and began the two-minute drill. The 49ers moved down the field to the Panthers seven-yard line, where Garcia threw a fade route to Terrell Owens, who snatched it out of the air with one second remaining on the clock to cut the score to 22–20. Garcia then found Eric Johnson in the end zone for the two-point conversion to send the game into overtime. San Francisco won the coin toss and started its drive at its own 26-yard line. Garcia completed three-of-four passes for 27 yards, while Garrison Hearst rushed twice for 34 yards to bring the 49ers down to Carolina's nine-yard line. Jose Cortez came on for the game-winning field goal from 26 yards out, splitting the uprights to give the 49ers the 25–22 overtime victory.

	1st	2nd	3rd	4th	OT	Final
49ers	0	7	7	8	3	25
Panthers	7	3	3	9	0	22



November 3, 2002
San Francisco 23, Oakland 20

The 49ers visited the Oakland Raiders and turned in an exciting performance. Tied at 13 entering the fourth quarter, the game see-sawed back and forth before heading into overtime. San Francisco scored first in the fourth quarter when Jeff Garcia connected with Tai Streets for a three-yard touchdown to take the lead at 20-13. Oakland answered after the ensuing kickoff went out of bounds and the Raiders got the ball at their own 40-yard line. Oakland converted a crucial fourth-and-three play to maintain possession and ended the drive with a 10-yard touchdown run by Charlie Garner with just over six minutes remaining. The 49ers then ate up the clock with an impressive 13-play drive into scoring position, where Jose Cortez missed a 27-yard field goal at the end of regulation to send the game into overtime. The 49ers won the toss and launched a 17-yard drive. It was there that Cortez lined up for the game-winning 23-yard field goal that sailed through the uprights.

	1st	2nd	3rd	4th	OT	Final
49ers	10	0	3	7	3	23
Raiders	7	6	0	7	0	20

November 17, 2002
San Diego 20, San Francisco 17

In their second overtime game in three weeks, the 49ers dropped a close one to the San Diego Chargers. San Francisco took the early lead, leading 17-7 at the start of the fourth quarter. However the Chargers reeled off 10 unanswered points in the final period to tie the game at 17 to send it into overtime. In overtime, the Chargers won the toss and returned the opening kickoff 39 yards. But the drive stalled there and San Diego was forced to punt. On the ensuing 49ers possession, the offense drove down the field to the San Diego 23-yard line where Jose Cortez's game-winning field goal sailed wide right. The Chargers took over and promptly drive down the field in nine plays where Steve Christie nailed the 40-yard game-winning field goal.

	1st	2nd	3rd	4th	OT	Final
49ers	0	7	10	0	0	17
Chargers	7	0	0	10	3	20

September 14, 2003
St. Louis 27, San Francisco 24

In an early-season division battle, the St. Louis Rams prevailed over the 49ers in overtime in a back and forth battle. The Rams went ahead late in the fourth quarter, 24-17, with 3:20 remaining. Undaunted, Jeff Garcia calmly led his team down the field for the game-tying 13-yard touchdown pass to Terrell Owens with 19 seconds remaining in regulation. The 49ers recovered a fumble on the ensuing kickoff and had the ball at midfield. After an incomplete pass, Garcia connected with Cedrick Wilson on a 29-yard pass on second down with nine seconds remaining. Instead of falling to the ground and taking a timeout, Wilson kept running and was tackled as time ran out and the game headed into overtime. The Rams won the toss and received the kickoff, which they returned to their 48-yard line. After a one-yard run by Marshall Faulk, the 49ers were penalized 15 yards for a face mask penalty. Marc Bulger then completed two straight passes which brought St. Louis to the 49ers 10-yard line. Jeff Wilkins then came on and hit the winning 28-yard field goal.

	1st	2nd	3rd	4th	OT	Final
49ers	7	3	7	7	0	24
Rams	7	0	7	10	3	27

October 26, 2003
Arizona 16, San Francisco 13

In another division battle, the 49ers had their second overtime game of the season, this time at Arizona. The field goal kicking was the story of this game as the 49ers missed both field goal attempts and made only 1-of-2 PATs and the Cardinals made only 3-of-6 field goal attempts. The Cardinals had the lead 13-6 in the fourth quarter when the 49ers tied the game on one of the most improbable touchdowns in team history. Jeff Garcia fumbled at the one-yard line and the ball was recovered by offensive lineman Kwame Harris, who scored his first career touchdown. The game was tied at 13 with 2:25 left to play. The Cardinals had another shot to get into scoring position, but were forced to punt and gave the 49ers one more shot for the victory with almost six minutes remaining in regulation. San Francisco then launched a drive that put the offense at the Arizona 16-yard line. But Owen Pochman missed the potential game-winning field goal, his second missed field goal of the day, this time from 35 yards out. This breathed new life into Arizona, who drove down to the San Francisco 32-yard line. With five seconds remaining in regulation, Tim Duncan attempted the game-winning 50-yard field goal, which was short, and the game headed to overtime. In overtime, the Cardinals won the toss and drove down to the 49ers 22-yard line in eight plays. Duncan set up for another chance at a game-winning field goal, this one from 39 yards out. The kick sailed through the uprights and the Cardinals notched the 16-13 victory.

	1st	2nd	3rd	4th	OT	Final
49ers	6	0	0	7	0	13
Cardinals	7	3	3	3	3	16

December 21, 2003
San Francisco 31, Philadelphia 28

The 49ers recorded their first overtime win of the season and also their first road win of 2003 with a 31-28 victory over Philadelphia. The two teams traded points back and forth heading into the final quarter. The 49ers kicked a 25-yard field goal on the first play of the fourth quarter to cut Philadelphia's lead to 21-20. On San Francisco's next possession, Kevan Barlow ran for 26 of his career-high 154 total yards and scored from one-yard out to give the 49ers a 26-21 lead. The two-point conversion attempt was successful and the 49ers had a seven-point lead with five minutes remaining in the game. The Eagles answered with a 10-play drive, adding seven points to tie the game on a Todd Pinkston touchdown grab with a little over a minute remaining in regulation. Philadelphia won the overtime coin toss and started its drive at its own 21-yard line. On the first play in the extra period, Tony Parrish, who notched an interception on the game's first drive, intercepted another pass and ran it back to the Eagles four-yard line. Todd Peterson then came out and nailed the 22-yard game-winning field goal.

	1st	2nd	3rd	4th	OT	Final
49ers	7	7	3	11	3	31
Eagles	0	14	7	7	0	28

October 10, 2004
San Francisco 31, Arizona 28

QB Tim Rattay joined an elite group of quarterbacks who have led the 49ers to come from behind victories in a 31-28 overtime victory against the visiting Arizona Cardinals at Monster Park. Rattay coolly directed two late fourth-quarter scoring drives that sent the game into overtime after trailing by 16 points with 8:19 remaining. In overtime, Rattay again led the team

downfield and buoyed by a roughing the passer penalty, put them into scoring position where K Todd Peterson banged home the game-winning 32-yard field goal. Rattay finished the game with a career-high 417 yards passing and a quarterback rating of 99.8. He was an impressive 14 of 20 for 115 yards and two touchdowns in the fourth quarter. He also broke QB Joe Montana's team record by completing 38 passes. Montana held the previous mark of 37. Rattay's favorite target on the day was TE Eric Johnson who hauled in a career-high 13 receptions for 162 yards and one touchdown. Johnson caught a six-yard touchdown from Rattay with 4:35 remaining in the game that pulled the 49ers within 10 points. Rattay ran in the two-point conversion and suddenly the 49ers were within eight points. Now they needed a stop and the defense was up to the task, forcing a Cardinals punt. Taking over at the 49ers 28-yard line, Rattay started off with a nine-yard pass to WR Curtis Conway, then scampered 15 more yards before hitting Conway on a 14-yard pass to get the 49ers to the Cardinals 23. From there Rattay found WR Brandon Lloyd in the corner of the end zone and the 49ers were within two points. Lloyd then slipped in front of the defender and caught Rattay's two-point offering sending the game into overtime. The 49ers won the overtime coin toss and never relinquished the ball. A roughing the passer penalty on Arizona's DT Darnell Dockett helped the 49ers cause and Rattay took advantage as he quickly moved the team into scoring position where Peterson knocked home the game-winner.

	1st	2nd	3rd	4th	OT	Final
49ers	0	6	6	16	3	31
Cardinals	0	14	0	14	0	28

December 12, 2004
San Francisco 31, Arizona 28

First-year RB Maurice Hicks earned the game ball after an inspiring 139-yard performance on 34 attempts. He and QB Ken Dorsey carried the 49ers to their second victory of the season, a 31-28 overtime victory in Arizona. San Francisco did have to work for the win, despite taking a 28-3 lead in the third quarter. The Cardinals staged a furious rally and almost answered the 49ers overtime win earlier in the season at Monster Park. But some key plays from the defense and the legs of Hicks proved the difference of the day. Hicks, making his first career NFL start, had four carries for 42 yards in overtime including a significant 17-yard gain that set-up K Todd Peterson's game-winning field goal. Facing 2nd and 3 from the Cardinals 30-yard line, Hicks took the handoff from Dorsey, cut off the tackle to his right and raced downfield before he was knocked out of bounds at the 13. Dorsey finished the game completing 18 of 34 passes for 191 yards and three scores for a passer rating of 99.0. Starting for the injured QB Tim Rattay, Dorsey threw his first career touchdown to WR Brandon Lloyd for the first score of the day. He then connected twice with WR Cedrick Wilson for scores as Wilson led the receiving efforts with five receptions for 83 yards and two scores, including a 19-yard catch to keep the 49ers game-winning drive alive. Dorsey was sacked just once in his 34 passing attempts behind an offensive line that played its best game of the year.

	1st	2nd	3rd	4th	OT	Final
49ers	7	14	7	0	3	31
Cardinals	0	3	7	18	0	28



January 1, 2006

San Francisco 20, Houston 17

The San Francisco 49ers rallied from a 10–0 first quarter deficit for a 20–17 overtime victory over the Houston Texans to close out the 2005 campaign with two consecutive wins for a 4–12 record. The 49ers dominated the line of scrimmage, gaining 182 yards on the ground and controlling the clock for 44:03. The 49ers used a combination of RB Frank Gore (108 yards) and RB Maurice Hicks (64 yards) to take control on the ground. S Mike Adams was the star of the game on defense after finishing with two interceptions, one that was returned for a touchdown and the other that led to the game-winning field goal in overtime. QB Alex Smith helped lead the 49ers to a touchdown at the end of the first half by converting a key third-and-13 situation with a 14-yard strike to WR Brandon Lloyd and then three plays later threw his first NFL touchdown pass when he rolled to his right and found Lloyd in the back of the end zone for a 14-yard score. The 49ers took the second half kick and went on a 14-play, 56-yard drive that ended with a 42-yard field goal by Nedney to tie the game at 10–10. Houston responded when Banks fired a 31-yard pass to WR Corey Bradford to get into San Francisco territory followed by a 25-yard touchdown pass to Bradford to retake the lead at 17–10. Adams, who made his first NFL start at cornerback, intercepted QB Tony Banks at the end of the third quarter and returned it 40 yards for a touchdown to tie the game at 17–17. Then in overtime, Banks went deep but Adams intercepted the pass and alertly lateraled to S Ben Emanuel, who ran 35 yards to the Houston 21-yard line. After two short runs, PK Joe Nedney nailed a 33-yard field goal to give the 49ers the 20–17 victory.

	1st	2nd	3rd	4th	OT	Final
49ers	0	7	10	0	3	20
Texans	10	0	7	0	0	17

December 31, 2006

San Francisco 26, Denver 23

The San Francisco 49ers overcame a 13–0 deficit to pull out a 26–23 win over the Denver Broncos at Invesco Field at Mile High. The 49ers played the role of spoilers when the victory knocked the Broncos out of the playoffs. The 49ers come-from-behind win was led by three outstanding individual efforts: RB Frank Gore gained 153 rushing yards, PK Joe Nedney kicked four field goals along with the game winner in overtime, and CB Walt Harris snagged two interceptions, including a 28-yard touchdown return in the third quarter. WR Bryan Gilmore had two key plays in overtime to advance the 49ers into field goal range for the game winning kick. During the first half, strong 49ers goal-line defense helped limit Denver to a pair of field goals on drives that were stopped when the Broncos were in first-and-goal situations. The 49ers defense again held Denver to a field goal in the third quarter when the Broncos had a first-and-goal inside the five-yard line. Denver went ahead 13–0 in the second quarter when CB Champ Bailey took a deflected theft 70 yards into the end zone. Nedney booted a 46-yard field goal to put the score at 13–3 in Denver's favor at the end of the half. San Francisco rallied in the second half, converting its first series into a 12-play, 76-yard touchdown drive. FB Moran Norris caught a short pass from Smith and weaved in and out of traffic for a 32-yard touchdown. The 49ers took the lead on the ensuing drive when Harris picked off QB Jay Cutler and went 28 yards untouched for a touchdown that gave the 49ers a 17–13 lead. Denver responded with a field goal on the next series, but the 49ers added two field goals in the

fourth quarter for a 23–16 advantage with 6:14 to play in regulation. Cutler completed a nine-yard touchdown pass to TE Tony Scheffler to tie the game at 23–23 and send it into overtime. Denver won the coin toss, but was forced to punt on two drives before a 12-yard return by PR Brandon Williams allowed the 49ers to start their game-winning drive at their own 39-yard line. Gilmore gained 20 yards on an end route and then caught a 14-yard pass from QB Alex Smith for a first down at the Denver 25-yard line. Two plays later, Nedney kicked a 36-yard field goal to give San Francisco the win.

	1st	2nd	3rd	4th	OT	Final
49ers	0	3	14	6	3	26
Broncos	3	10	3	7	0	23

November 25, 2007

San Francisco 37, Arizona 31

The San Francisco 49ers completed a series sweep of the Arizona Cardinals with a 37–31 overtime victory to snap an eight-game losing streak at the University of Phoenix Stadium. DE Ron Fields forced QB Kurt Warner to fumble on a sack in the end zone, and LB Tully Banta-Cain recovered the ball for a touchdown in overtime to seal the win. The play was set up after PK Neil Rackers missed a 32-yard field goal in overtime. Rackers was successful on a field goal from the San Francisco nine-yard line, but the Cardinals were penalized for a delay of game penalty, moving the ball back to the 14-yard line where Rackers was wide to the left. A 59-yard punt by P Andy Lee followed by an Arizona penalty forced the Cardinals to begin their next drive at the three-yard line, setting up the 49ers defensive touchdown to get the win. RB Frank Gore went over the 100-yard mark for the first time in 2007, finishing with 116 yards and two touchdowns, including a 35-yard touchdown run with 1:25 to play to give the 49ers a 31–28 lead. Warner completed five passes on the ensuing drive to get Arizona to the one-yard line with six seconds to play. CB Donald Strickland broke up a pass in the end zone to force Arizona to settle for a 19-yard field goal as time expired in regulation. In overtime, Warner completed a short pass to WR Sean Morey, who raced down the sidelines for a 62-yard gain before LP Patrick Willis caught up with him to make a game-saving tackle at the 14-yard line. That set up Rackers game-winning field goal attempt. The 49ers had three first half turnovers with two CB Walt Harris interceptions and a strip by CB Nate Clements to lead to 14 points. San Francisco had a 17–7 lead and appeared to be in position to take a 17–14 halftime lead after Harris' second interception gave the 49ers a first down at their own 41-yard line. QB Trent Dilfer moved the team inside Arizona territory to the 37-yard line with 11 seconds to go to set up a field goal attempt. PK Joe Nedney attempted a 55-yard field goal that went wide, leaving six seconds on the board for the Cardinals. Warner completed a short pass to the sideline and then with two seconds left completed a 48-yard Hail Mary pass to WR Larry Fitzgerald for a touchdown and a 21–17 halftime lead. A 57-yard touchdown pass from Dilfer to WR Arnaz Battle in the third quarter pushed the 49ers back in front, 24–21, heading into the final quarter. Cardinals backup QB Tim Rattay completed a two-yard touchdown on a fourth-down play midway in the fourth quarter to take a 28–24 lead. Gore's 35-yard touchdown with 1:25 recaptured the lead for San Francisco, but Rackers last second field goal sent the game to overtime.

	1st	2nd	3rd	4th	OT	Final
49ers	7	10	7	7	6	37
Cardinals	7	14	0	10	0	31

September 14, 2008

San Francisco 33, Seattle 30

The San Francisco 49ers overcame a 14-point first quarter deficit to win 33–30 in overtime after PK Joe Nedney nailed a 40-yard game-winning field goal. After closing the gap to 20–13 at halftime, the 49ers intercepted Seattle on the first two drives of the second quarter, including one that was returned for a touchdown. On the first series of the second half, CB Walt Harris tipped a QB Matt Hasselbeck pass that was picked off and returned 86 yards for a touchdown by LB Patrick Willis to tie the game at 20–20. On the next series, DE Ray McDonald tipped a pass that was intercepted by Harris at the Seattle 41-yard line to help set up the go-ahead touchdown. QB J.T. O'Sullivan completed back-to-back passes to WR Bryant Johnson to move the 49ers to the 22-yard line to help get into position for a two-yard touchdown run by RB Frank Gore to lift the 49ers in front, 27–20. Seattle responded with a 15-play, 74-yard drive that ended in a touchdown to tie the game at 27–27. After both teams exchanged field goals to get the score tied at 30–30, the 49ers forced Seattle to punt from its own 12-yard line and the 49ers began a drive at the Seattle 49-yard line with 1:09 to play in regulation. The team moved to the 23-yard line with three seconds to play to set up a game-winning field goal attempt. Nedney's 41-yard attempt sailed wide to the right to send the game to overtime. The 49ers won the toss and elected to receive. O'Sullivan completed a 33-yard pass to WR Isaac Bruce on third-and-seven and a five-yard pass to WR Arnaz Battle on a third-and-two situation to push the 49ers to the 23-yard line where Nedney connected on a 40-yard field goal to give San Francisco the win. O'Sullivan registered his first 300-yard game, finishing 20-of-32 for 321 yards with one touchdown. Bruce had his first 100-yard game as a member of the 49ers with 153 yards on four catches, including a 63-yard catch in the second quarter to help get the 49ers in position for O'Sullivan's three-yard touchdown pass to Johnson. Seattle jumped to a 14–0 first quarter after taking advantage of two miscues by the 49ers. LB Manny Lawson blocked a Seattle punt early in the game, however Seattle recovered the loose ball and converted it into a first down inside San Francisco territory on a drive that ended with a Seattle touchdown. On the next series, Seattle forced Gore to fumble deep in Seahawks territory on a play that resulted in a 10-yard touchdown return by DT Craig Terrill.

	1st	2nd	3rd	4th	OT	Final
49ers	3	10	14	3	3	33
Seahawks	14	6	0	10	0	30

November 14, 2010

San Francisco 23, St. Louis 20

The San Francisco 49ers Week 10 matchup would be a battle between NFC West foes as they hosted the division leading St. Louis Rams at Candlestick Park. With the chance to get back into the hunt for the NFC West and compile back-to-back wins for the first time this season, the 49ers would take a big step and put the game in the hands of former Heisman Trophy winner QB Troy Smith. Along with late game heroics that came down to the first overtime contest for the 49ers this season, the game proved to be a classic NFC West shootout. The Rams would also rely on a former Heisman Trophy winner in QB Sam Bradford to come in and test the 49ers at home. With two quarterbacks of storied pasts, the game turned out to be an offensive showcase as both teams would throw for a combined 607 yds., as well as 753 yds. of total offense.



All would come down to an overtime FG off the foot of K Joe Nedney, who connected on a 29-yd. game-winning kick that gave the 49ers the 23–20 win. With St. Louis winning the toss and electing to receive, Bradford started things off, marching his team down the field. The drive ultimately would be halted, but not before a K Josh Brown’s 42-yd. FG put the Rams on the board 3–0 to start the game. Coming off a bye and an extra week to prepare, the 49ers picked up right where they left off in London, as they were able to effectively spread the ball down the field, putting up 421 yds. of total offense. Smith proved to be a major part of the offensive onslaught as he completed 17 of 28 pass atts. for a career-high 356 yds. and 1 TD through the air. Smith’s 356 yds. were the most by a 49ers QB since QB Tim Rattay threw for 417 yds. on 38 of 57 pass atts. vs. Arz. (10/10/04). From start to finish, the 49ers found ways to get the ball to multiple players throughout the offense as Smith connected with 5 different receivers who registered 60 yds. rec. or more. It marked the first time in franchise history that at least 5 receivers totaled 60 yds. rec. or more. Smith started the carousel of offensive production with a 32-yd. pass to TE Vernon Davis. On the very next offensive drive, Smith hooked up with WR Josh Morgan for a 65-yd. pass deep down the right side that brought him to the 1-yd. line, setting up a 1-yd. TD run by RB Frank Gore and giving the 49ers a 7–3 lead. The 49ers offense would continue to pour on the yards as they successfully moved the ball down field and allowed Nedney to connect on a 26-yd. FG to put the home team up 10–3 with 12:04 left to go in the half. The Rams eventually would find their way into the end zone as QB Sam Bradford connected with WR Danny Amendola for a 5-yd. TD pass to tie the game at 10 a piece heading into halftime. The 49ers found themselves down heading into the 4th qtr. after Rams RB Steven Jackson scampered for a 13-yd. TD to bring the score to 10–17. With the home team down 13–17 late in the 4th qtr. the 49ers would once again turn to their quarterback. With 2:30 remaining on the clock, the 49ers faced a 3rd and 32 situation at the SF 47-yd. line. Smith then connected on back-to-back passes to Gore of 14 and 23 yds. to move the chains, before firing a 16-yd. TD strike to WR Michael Crabtree to give the 49ers the lead. Rams marched right back down the field and scored off of a 33-yd. FG by Brown, forcing overtime. After St. Louis won the toss, the 49ers defense made a crucial 3 and out stop, which included a 3rd down sack by DT Justin Smith that allowed the 49ers to get the ball back and set up the game-winning FG.

	1st	2nd	3rd	4th	OT	Final
Rams	3	7	7	3	0	20
49ers	7	3	0	10	3	23

September 18, 2011 Dallas 27, San Francisco 24

San Francisco’s regime led by Jim Harbaugh and his new but experienced staff, entered the historic rivalry match against the Dallas Cowboys with something to prove at Candlestick Park. The 49ers started off as they had hoped, scoring 2 first-half TDs and blanking America’s Team, but big pass plays late in the game would ultimately cause the Niners to fall short as they were edged 27–24 in overtime. Dallas opened the 1st

qtr. marching down the field, but came up short after a failed 21-yd. FG attempt by K Dan Bailey. After exchanging the next couple of possessions, QB Alex Smith led the Niners on a 68-yd. drive, capped off by a 1-yd. TD by RB Frank Gore in the 2nd qtr. The 49ers front seven played strong, swarming and stopping the run, allowing Smith and the Niners to regain possession to take a 14–0 lead. The 12-yd. throw from Smith marked the first TD of WR Kyle Williams’ career and the team’s first passing TD of 2011. QB Tony Romo and the Cowboys answered before the half on a 71-yd. drive, capped off by a 53-yd. TD slant to WR Miles Austin, making it a one score game heading into the half. Dallas lost its starting QB for a brief stretch in the 3rd qtr., when it appeared Romo’s rib injury – occurring on the 3rd play of the game – had become too much of a hindrance. Backup QB Jon Kitna started the 3rd qtr. and threw a tying TD pass and 2 INTs in relief. Displaying good ball skills and awareness, CB Tramaine Brock came up with his 2nd INT of the season in as many weeks, reacting to a Kitna tipped pass and coming up with the turnover. Smith and the 49ers took advantage of the Cowboys turnover with a deep pass down the right sideline to TE Delanie Walker for 29 yds. and the go-ahead TD entering the 4th qtr. K David Akers connected on a 55-yd. FG, marking the longest FG in Candlestick Park history, and the Niners built up a 10-pt. cushion. The Cowboys charged back from the 24–14 deficit when Romo hit Austin for a leaping 25-yd. TD, and then directed a 10-play, 44-yd. drive in the final 4 minutes that ended with an overtime-forcing, 48-yd. field goal. After the Cowboys’ defense forced a punt on the 49ers first OT drive, Romo found backup WR Jesse Holley in stride for a 77-yd. gain that set up 19-yd. game-winning FG.

	1st	2nd	3rd	4th	OT	Final
Cowboys	0	7	7	10	3	27
49ers	0	14	7	3	0	24

January 22, 2012 New York Giants 20, San Francisco 17 NFC Championship Game

When asked what his message was to his players after falling short to the New York Giants in the NFC Championship game, Harbaugh stated, “As Sir Andrew Barton said, ‘Fight on my men, we’re hurt but not slain. We’ll lay down and bleed a while. Then we’ll rise and fight again.’” Harbaugh, of course was referring to his team’s blue-collar mentality after the Giants escaped rain-soaked Candlestick Park with a 20–17 overtime victory. “They stand toe-to-toe and fight every time they go out onto the field,” added Harbaugh. “Be forever proud of our players and coaches the way they compete.” Harbaugh got the Niners to the brink of the Super Bowl in his rookie year, taking over a 6–10 team and going 13–3 to win the NFC West. The extra minutes at Candlestick Park went in favor of the opponent in a year where most didn’t expect a storybook season. The 49ers defense played stoically, recording six sacks on Giants QB Eli Manning, which ranked t–2nd for the most sacks in a postseason game in franchise history (6 – four times, last vs. Den. – 1/29/90). TE Vernon Davis gave the 49ers a 7–0 lead with 7:11 remaining in the 1st qtr. after running a pattern down the right sideline and outracing the secondary for a 73-yd. TD recept. from QB Alex Smith. On their ensuing drive, the Giants

drove from their own 31 to the San Francisco 34-yd. line. On 3rd-and–1, Manning and the Giants failed to get a first down despite two opportunities. The Giants eventually evened the score on a 10-play, 69-yd. drive when TE Bear Pascoe caught Manning’s short pass at the 6-yd. line and stepped into the end zone for the TD. The Giants added a FG with two seconds remaining in the 2nd qtr. to give them a 10–7 edge going into the locker room. Davis’ second TD of the game, gave the lead back to the Niners at 14–10 with 5:18 remaining in the 3rd qtr. San Francisco’s 3-play, 54-yd. TD drive was set up by a short pass to RB Frank Gore, who turned it into a 24-yd. gain. On the next play, Davis went in motion from right to left and caught a lofted pass to the end zone by Smith. The Giants took the lead back after the ball inadvertently glanced off WR Kyle Williams on a punt, giving the ball back to the Giants on the 49ers 29 yard line. Manning connected on a 17-yard pass to WR Mario Manningham to give the Giants a 17–14 lead with 8:41 remaining. Williams’ 40-yd. return on the ensuing kickoff enabled the 49ers to start their next possession at their own 45. On consecutive plays, Smith scrambled for 17 yds. and RB Kendall Hunter ran for 18 more, resulting in a K David Akers game-tying FG with 5:39 to go, 17–17. After both teams went 3-and–out on their first overtime possession, a Giants takeaway on a Williams fumble, forced by LB Jacquian Williams on a punt return, gave the Giants possession at their own 36 with 9:32 remaining. After converting one first down, K Lawrence Tynes sent the season-ending 31-yd. FG through the uprights.

	1st	2nd	3rd	4th	OT	Final
Giants	0	10	0	7	3	20
49ers	7	0	7	3	0	17

November 11, 2012 St. Louis 24, San Francisco 24

The 24–24 stalemate marked the 14th tie for the 49ers since joining the NFL in 1950 and first since 1986 [10–10 at Atl. (10/19)]. It also marked the 49ers first tie at Candlestick Park since 1972 [20–20 vs. NO (10/22)]. St. Louis got off to a fast start, scoring on a 36-yd. TD pass from QB Sam Bradford to WR Brian Quick. The Rams next possession went 7-plays, for 93-yds., ending with a 7-yd. TD run by RB Steven Jackson to make the score 14–0 at the end of the 1st qtr. The 49ers answered on their next possession, driving 78-yds. on 12-plays, capped off by QB Alex Smith’s 14-yd. TD pass to WR Michael Crabtree. Crabtree’s TD recept. came on 3rd-and–7, marking his 3rd TD on 3rd down this season, ranking t–3rd in the NFL. Crabtree has tallied a TD in each of his last 5 games against St. Louis. Following the TD drive, Smith left the game due to injury. The San Francisco defense stiffened following the offense’s TD, forcing two consecutive three-and–outs and what would have been a third if not for P Johnny Hekker’s 1st down completion on a Rams fake punt. Three plays after the fake punt, LB Aldon Smith ended the Rams drive and the 1st half with his first of 2.0 sacks in the game. Smith has recorded 9.5 sacks for the season and 23.5 for his career. Smith’s 9.5 sacks ranks 3rd in the NFL and 1st in the NFC. The first possession for each team to start the 3rd qtr. resulted in no change on the scoreboard. With 8:43 remaining in the 3rd qtr., St. Louis began a 16-play drive that milked 8:25 off the clock and resulted in a 27-yd. FG by K Greg Zuerlein, stretching the lead to 17–7. On the



49ers next possession, Alex Smith's backup, QB Colin Kaepernick, led the Niners down the field, completing 5 of 5 pass attempts for 67-yds. Kaepernick finished the drive with a 7-yd. TD run, as he successfully dove inside the pylon with 8:48 remaining in the 4th qtr. On the ensuing kickoff, RB Isaiah Pead fumbled the ball at the St. Louis 28-yd. line. CB Tramaine Brock (1st career FF) forced the fumble, it was recovered by S Darcel McBath (1st career FR) and returned 8-yds. to the Rams 20-yd. line. The 49ers first play following the fumble resulted in a 20-yd. TD run by RB Frank Gore. Gore rushed for 97-yds. on 21 carries. The 20-yd. TD run marked his 5th TD of the season and 48th of his career. He finished the game trailing just RB Joe Perry (50) and RB Roger Craig (50) for the most rushing TDs in franchise history. The TD made the score 21-17 in San Francisco's favor with 8:29 left in the 4th qtr. The Rams answered the 49ers score with a score of their own, going 14-plays, for 81-yds. capped off by a 2-yd TD pass from Bradford to WR Austin Pettis. The long St. Louis drive left only 1:13 on the clock, as the 49ers trailed 24-21. Kaepernick engineered an 8-play, 63-yd. drive under pressure, accounting for 54 yds. to set K David Akers up for a 33-yd. game-tying FG to force overtime. In the extra period, St. Louis won the toss and elected to receive. On the Rams first play, Amendola recorded an 80-yd. recept. down to the 49ers 2-yd. line, but an illegal formation penalty against the Rams erased the long catch and brought the ball back to the St. Louis 13-yd. line. A few plays later, San Francisco forced a Rams punt, setting up good field position for the 49ers offense. The 49ers drove down to the St. Louis 23-yd. line, to set Akers up for a 41-yd. FG attempt that was wide left. The Rams took the ball, drove to the San Francisco 40-yd. line and Zuerlein also missed the potential game-winning FG as neither team was able to score before the clock ran out, resulting in a tie.

	1st	2nd	3rd	4th	OT	Final
Rams	14	0	3	7	0	24
49ers	0	7	0	17	0	24

December 2, 2012 St. Louis 16, San Francisco 13

The 49ers and Rams had to play deep into overtime for the second time this season, as St. Louis outlasted San Francisco in a tough divisional matchup. Both defenses played well, resulting in only one scoring play during the 1st half. After forcing a Rams 3-and-out, the 49ers took over on their own 40-yd. line. On the first play of the drive, RB Frank Gore gained 23-yds. on the ground, putting the ball at the St. Louis 37-yd. line. The offensive line continued to open up holes for Gore, as he ran for 18 more yds. on 3 carries and capped off the drive with a 1-yd. TD run, making the score 7-0 with 3:01 remaining in the 1st qtr. After the San Francisco TD, the Rams offense was held to its second consecutive 3-and-out. With 2:31 remaining in the 2nd qtr., the 49ers defense recorded its third 3-and-out in four defensive series, with LB Aldon Smith forcing a long 3rd down after registering his 17.5 sack of the season. His 17.5 sacks ties the 49ers single-season franchise record (Fred Dean - 1983). Smith now has 31.5 career sacks, surpassing Hall of Fame DE Reggie White (31.0) for the most sacks by a player in their first two years in NFL history. On the 49ers second possession of the 3rd qtr., Kaepernick was flagged for intentional grounding in the end zone, which resulted in a safety making the score 7-2 with 4:36 left in the 3rd qtr. San Francisco

answered with its next offensive possession, marching 94-yds. on 13 plays to setup K David Akers for a 23-yd. FG. WR Michael Crabtree caught 4 passes for 69 during the drive. For the game, Crabtree tallied 7 receipts. for 101 yds., marking his 2nd 100-yd. game of the season and 5th of his career. The Rams were unable to get on the scoreboard with their next offensive possession, but they did after recovering a fumble by Kaepernick on 3rd-and-3 and CB Janoris Jenkins returned the loose ball 2 yds. for a TD. QB Sam Bradford completed the 2-point conversion attempt to TE Lance Kendricks to knot the score at 10 apiece with 3:04 remaining in the 4th qtr. Kaepernick showed poise on the next possession, following the fumble, as he rushed for 50 yds. down to the St. Louis 14-yd. line. Kaepernick rushed for 84 yds. on 9 carries. His 84 yds. on the ground are the most by a 49ers quarterback since Steve Young rushed for 102-yds. vs. NO (12/23/90). Akers was able to put the 49ers up by 3 with a 33-yd. FG with 1:38 remaining. The Rams managed to drive 45 yds. on 7 plays to set Zuerlein up for a 53-yd. FG that sailed through the uprights as the clock expired to send the game into overtime. In overtime, it took 14:30 of 15 minutes to decide the outcome of the game, as Zuerlein made a 54-yd. FG to end the game with a final score of 16-13.

	1st	2nd	3rd	4th	OT	Final
49ers	7	0	0	6	0	13
Rams	0	0	2	11	3	16

November 9, 2014 San Francisco 27, New Orleans 24

A late-game sack and forced fumble by LB Ahmad Brooks setup a game-winning FG in overtime by K Phil Dawson, as the 49ers defeated the Saints, 27-24, at the Mercedes-Benz Superdome. On the opening drive of the game, QB Drew Brees' pass intended for WR Marques Colston was picked off by S Antoine Bethea and returned to the Saints' 19-yd. line. Three plays later, RB Frank Gore scored from four yards out to give the 49ers an early 7-0 lead. On the drive, Gore moved past RBs Eddie George and Tiki Barber for the 24th most rushing yds. in NFL history. A three-and-out by the Saints gave San Francisco the ball at its own 21-yd. line. The 49ers offense pieced together a 13-play, 79-yd. drive that was capped off by a 9-yd. TD run by RB Carlos Hyde. With the 49ers leading 14-0, the Saints responded with a scoring drive of their own, as K Shayne Graham connected on a 40-yd. FG to make the score 14-3. Early in the 2nd qtr., Brees found WR Brandin Cooks for a 31-yd. TD pass to bring the score to 14-10. San Francisco's offense countered with a 15-yd. TD pass from QB Colin Kaepernick to WR Anquan Boldin to extend his streak of at least one TD pass to 16 consecutive games, the 2nd longest streak by a QB in franchise history. Boldin recorded 6 receipts. for 95 rec. yds. and 1 TD, and now has 635 recept. yds. this season, becoming one of 12 players in NFL history to register 12 seasons with 600-or-more rec. yds. Both teams exchanged punts before the Saints drove down to the 49ers 22-yd. line, where CB Chris Culliver picked off Brees' pass in the end zone to close the first half. On New Orleans' second drive of the 3rd qtr., Brees led the Saints offense on a 10-play, 64-yd. drive and found TE Jimmy Graham for an 11-yd. TD. With the 49ers leading 21-17 late in the game, Brees connected with Graham for the duo's 2nd TD of the game to give the Saints a 24-21 lead with 1:55 remaining. Unable to gain ground on its first three plays, San Francisco's

offense faced a critical 4th-and-10 on its own 22-yd. line. Kaepernick scrambled to his right and found WR Michael Crabtree on a 51-yd. reception. Three plays later, K Phil Dawson kicked the game-tying FG from 45 yds. out to send the game into overtime. After both teams failed to score points on their first drives, the Saints regained possession with 7:43 left in OT. On 2nd-and-15, Brooks sacked and stripped Brees and the fumble was recovered by LB Chris Borland. On the ensuing play, Dawson kicked a game-winning, 35-yd. FG to give the 49ers the victory on the road.

	1st	2nd	3rd	4th	OT	Final
49ers	14	7	0	3	3	27
Saints	3	7	7	7	0	24

December 20, 2014 San Diego 38, San Francisco 35

San Francisco fell to San Diego, 38-35, in overtime in a game that saw the 49ers rush for a franchise-record 355 yds. On the opening drive of the game, RB Frank Gore ripped off a 52-yd. TD to give the 49ers an early 7-0 lead. Two possessions later, CB Perrish Cox intercepted QB Philip Rivers' pass intended for WR Seyi Ajirotutu, which marked his team-leading fifth INT of the season. Soon after, QB Colin Kaepernick drove the offense 67 yds. on 10 plays before finding WR Bruce Ellington on an 8-yd. TD pass. On San Diego's very next drive, S Antoine Bethea intercepted Rivers' pass and returned it 49 yds. for a TD to extend San Francisco's lead to 21-0. It marked the longest INT return and the first TD of Bethea's career. The Chargers responded on their next drive, as Rivers led an 8-play, 73-yd. drive that was capped off by a 15-yd. TD pass to WR Eddie Royal. Up 21-7, the 49ers held the ball for the final possession of the first half. San Francisco converted a 3-and-1 from San Diego's 1-yd. line on a reverse to Ellington, who scored on a 1-yd. TD run. With the score, Ellington became the first 49er to record both a rushing TD and receiving TD in the same game since Gore vs. NO (9/20/10), and the first 49ers rookie to accomplish the feat since RB Amp Lee at Min. (12/13/92). On San Diego's third drive of the 3rd qtr., Rivers found TE Antonio Gates on a 1-yd. TD pass. Following a nullified 70-yd. TD pass to TE Vernon Davis on San Francisco's next drive, Kaepernick was sacked and stripped and the fumble was recovered by Corey Liuget in the end zone to cut the 49ers' lead to 28-21. Following the turnover, Kaepernick ran 90-yds. for a touchdown to give San Francisco a 35-21 lead. His run marked the second-longest TD run by a QB in NFL history. In the 4th qtr., Rivers connected with Gates for a 21-yd. TD pass to cut the lead to 35-28. One drive later, Rivers orchestrated a late, 14-play, 80-yd. drive that was capped off by an 11-yd. TD pass to WR Malcolm Floyd to tie the game with 0:32 remaining in the game. The 49ers held the final possession of the game, but K Phil Dawson was unable to connect on a 60-yd. field goal to win the game. In overtime, the Chargers capitalized on a 49ers turnover and K Nick Novak kicked a game-winning 40-yd. FG to lead San Diego past San Francisco, 38-35.

	1st	2nd	3rd	4th	OT	Final
Chargers	0	7	14	14	3	38
49ers	7	21	7	0	0	35



December 6, 2015

San Francisco 26, Chicago 20

In Week 13, San Francisco traveled to the Windy City where they defeated the Chicago Bears at Soldier Field in overtime, 26–20. QB Blaine Gabbert completed 18-of-32 atts. for 196 yds. and 1 TD, while adding a career-high 75 (12.5 avg.) rushing yds. and his first career rushing TD. WR Anquan Boldin recorded 5 re-cpts. for 37 yds. on the day, becoming the 18th player in NFL history to record 13,000-or-more rec. yds. in their career. The Bears jumped out to an early 6–0 lead in the first quarter, as K Robbie Gould connected on 40–yd. and 51–yd. FGs on Chicago's first two possessions. On the third Bears possession, 49ers DB Jimmie Ward stepped in front of a QB Jay Cutler pass and returned it 29–yds. for his first career INT and first career TD. It marked the first INT for a TD by the 49ers defense since 12/20/14 vs. SD (S Antoine Bethea – 49–yd. INT return). However, a blocked point after attempt kept the score at 6–6. Chicago would take a 13–6 lead on their next possession, as RB Matt Forte found the end zone on a 5–yd rush early in the second quarter. The 49ers were quick to respond, as Gabbert engineered a 16–play, 81–yd. drive that took over eight minutes off the clock, and ended with a 1–yd. TD run from RB Shaun Draughn, his first TD as a member of the 49ers. It marked Draughn's 3rd career rushing TD and first since 11/1/12 at SD as a member of the Kansas City Chiefs. The game remained tied at 13 until midway through the fourth quarter, when Bears RB Ka'Deem Carey gave the home team the 20–13 advantage with a 4–yd. TD run. On the ensuing possession, Gabbert took over at his own 36–yd. line with 3:27 remaining in the game. On the 6–play drive, Gabbert rushed for 60 yds., including a career-long 44–yd. TD, the first of his career, to tie the game at 20–20. On the following kickoff, Chicago WR Deonte Thompson recorded a 74–yd. return, setting the Bears up with prime field position for the win. However, after running the game clock down to two seconds, Gould missed the 36–yd. FG wide left to send the game to overtime. After winning the coin toss and choosing to receive, the 49ers were forced to punt only to force the Bears to punt three plays later. On the first play of the second possession of overtime, Gabbert connected with WR Torrey Smith on a 71–yd. TD pass, his 3rd TD receipt. of 70-or-more yds. this season, to give San Francisco the 26–20 road victory. According to Elias, Smith became the first 49ers player to register 3 rec. TDs of 70-or-more yds. in the same season since WR John Taylor accomplished the feat in 1989.

	1st	2nd	3rd	4th	OT	Final
49ers	6	7	0	7	6	26
Bears	6	7	0	7	0	20

January 3, 2016

San Francisco 19, St. Louis 16

The San Francisco 49ers finished the 2015 season with a 19–16, overtime win over the St. Louis Rams at Levi's® Stadium. San Francisco registered their second overtime win of the season [26–20 at Chi. (12/6/15)], marking the first time the team has won two overtime games in the same season since 2004 [31–28 vs. Arz. (10/10/04); 31–28 at Arz. (12/12/04)]. The win marked the ninth-consecutive regular season home finale win by the 49ers, the longest winning streak in home finales in the NFL. The San Francisco offense amassed 458 net yds. of total offense (108 rushing, 350 passing), the most by the 49ers since 9/8/13 vs. GB (494 net yds. – 90 rushing, 404 passing). QB Blaine Gabbert completed 28 of 44 atts., for a career-high 354 yds. and 1 TD. RB DuJuan Harris rushed for a team-high 67 yds. on 16 carries and also set career highs in re-cpts. (8) and rec. yds. (86). He became the first player to lead the team in both rushing and receiving yds. in the same game since RB Frank Gore vs. Sea. [16–131 rushing & 5–51 receiving (10/18/12)]. After the teams traded punts to open the game, Rams K Greg Zuerlein gave the road team a 3–0 lead midway through the first quarter with a 33–yd. FG. On the first play of the second quarter, Gabbert finished off a 7–play, 70–yd. drive with a 33–yd. TD pass to WR Anquan Boldin, his 4th TD receipt. of the season and 74th of his career. Boldin finished the game with 5 re-cpts. for 71 yds. and 1 TD. On the ensuing possession, the San Francisco defense held strong, forcing a Rams punt. However, St. Louis attempted a fake, but WR Bruce Ellington, deep for the punt return, ranged to his left and broke up the pass from Rams P Johnny Hekker in the end zone. Three plays later, Harris broke off a career-long 47–yd. run, setting up a 26–yd. FG by K Phil Dawson. St. Louis would respond on their next possession, as Zuerlein connected on a 32–yd. FG to make the score 10–6. After a 49ers turnover, Rams RB Tre Mason gave St. Louis a 13–10 lead with a 4–yd. TD run. Closing out the first half, Zuerlein converted from 44–yd. to give the Rams a 16–10 halftime advantage. Opening up the third quarter, Gabbert connected on a 44–yd. pass to Ellington to set up Dawson's second FG of the day, this time a 28–yd. conversion. On the following possession, Zuerlein would miss a 52–yd. FG to keep the score at 16–13. With less than five minutes remaining, Dawson finished off a 12–play, 60–yd. drive with a 38–yd. FG to tie the game at 16 heading into overtime. Receiving the ball first, the 49ers were forced to punt on their opening possession. Taking over with the game on the line, St. Louis drove into 49ers territory to attempt a game-winning FG, but Zuerlein's 48–yd. FG att was blocked by CB Dontae Johnson. Looking to finish the season on a high note, Gabbert connected with WR Quinton Patton for 33–yds. to set up the game-winning 23–yd. FG by Dawson to give San Francisco the 19–16 overtime win. Dawson connected on all 4 FGAs on the day, giving him 386 career made FGs, ranking t-9th in NFL history. In tying his season-high of 13 points scored, Dawson became the 16th player in NFL history to reach 1,600 career pts. [1,611].

	1st	2nd	3rd	4th	OT	Final
Rams	3	13	0	0	0	16
49ers	0	10	3	3	3	19

December 11, 2016

New York Jets 23, San Francisco 17

On a cloudy afternoon in Santa Clara, the 49ers fell to the New York Jets in overtime, 23–16. The 49ers offense rushed for a season-high 248 yds. on 27 atts. (9.2 avg.), with the 9.2 yds./carry avg. ranking as the 2nd-highest single-game avg. by the team in franchise history [24 atts. for 263 yds. (11.0 avg.) vs. Dallas Texans (10/26/52)]. RB Carlos Hyde registered a career-high 193 yds. on 17 atts. (11.4 avg.), his 2nd 100–yd. rushing game of the season and 3rd of his career. Hyde's 193 rushing yds. are the 6th-most in a single game in franchise history and his 11.4 yds./carry avg. are the 5th-highest in a single game in franchise history (min. 10 atts.). On the day, the 49ers defense recorded a season-high 6.0 sacks, the most since 11/25/13 at Was. (6.0 sacks) with DL DeForest Buckner sacking Jets QB Bryce Petty twice, marking his second career multi-sack game [2.0 sacks at Buf. (10/16/16)]. On the opening possession of the game, DB Jimmie Ward intercepted Petty and returned it 8–yds. deep in Jets territory, marking his 1st INT of the year and 2nd of his career. Capitalizing on the Ward takeaway, Hyde hauled in a 7–yd. TD pass from QB Colin Kaepernick on the 49ers first offensive play from scrimmage, his the 2nd receiving TD of the season and of his career. After forcing a Jets punt, RB Shaun Draughn finished off the 4–play, 81–yd. drive that was set up by a career-long 47–yd. run by Hyde with a 4–yd. TD run, his 2nd rushing TD of the year and 5th of his career to put the 49ers up 14–0. In the 1st Qtr., the 49ers offense amassed 193 total net yds. (98 rushing; 95 passing), the 4th-most by any team in the 1st Qtr. this season. In the opening frame, Kaepernick completed 7 of 7 atts. for 95 yds. and 1 TD with a perfect passer rating of 158.3, marking the 8th time in his career he has had a perfect passer rating in any quarter. In the second quarter, the teams traded field goals as San Francisco entered halftime with the 17–3 lead. In the 3rd Qtr., the Jets closed the gap to 17–6 with a 30–yd. FG from K Nick Folk. Midway through the 4th Qtr., Jets RB Bilal Powell found the end zone from 5–yds. out and QB Bryce Petty added the two-point conversion to make the score 17–14. With :43 seconds remaining, Folk converted a 50–yd. FG to send the game to overtime. After the 49ers couldn't convert on fourth down at the Jets 37–yd. line, Powell rushed left for a 19–yd. TD to give New York a 23–17 victory.

	1st	2nd	3rd	4th	OT	Final
Jets	0	3	3	11	6	23
49ers	14	3	0	0	0	17



October 1, 2017

Arizona 18, San Francisco 15

In a back and forth NFC West battle, San Francisco fell to Arizona 18–15 in overtime at University of Phoenix Stadium. 49ers K Robbie Gould was perfect on the day, connecting on all 5 of his FGAs (49, 39, 47, 48, 23) and has now made each of his first 11 FGs on the season. Gould is the first 49ers kicker to make each of his first 11 FGs of a season since K Jose Cortez made 11 consecutive to begin the 2001 season. The Cardinals drove down the field on their first possession, but San Francisco made a big stop as LB Ray-Ray Armstrong intercepted Cardinals QB Carson Palmer in the end zone. The INT is the 2nd of Armstrong's career and his 1st since (9/12/16) vs LAR. Later in the 1st quarter Gould made a 49-yd. FG to give the 49ers an early 3–0 lead. Arizona K Phil Dawson made a 29-yd. FG to even the score at 3 apiece early in the 2nd quarter. Both kickers would continue to exchange FGs as Gould made a 39-yd. FG, and Dawson answered with a 43-yd. FG to even the score, 6–6, at halftime. San Francisco received the opening kick to start the 2nd half but had to settle for a 47-yd. FG by Gould to give the Niners a lead 9–6. On the Cardinals' next drive, DL DeForest Buckner sacked Cardinals QB Carson Palmer for a 7-yd. loss on 3rd down to force a 50-yd. FG by Dawson, tying the game at 9–9. Buckner has now recorded a sack in back-to-back games when facing the Arizona Cardinals [1–9 sack (11/13/16)]. Gould then nailed in a 48-yd. FG to put San Francisco ahead 12–9 at the end of the 3rd quarter. Dawson would then make a 32-yd. FG early in the 4th quarter to tie the game once more, 12–12. As the 49ers defense ramped up late in the game LB Ray-Ray Armstrong sacked Cardinals QB Carson Palmer for a 5-yd. loss and is the first 49ers player to record 1.0 sack and 1 INT in the same game since DB Jimmie Ward vs. NYJ (12/11/16). Two plays later DL Elvis Dumervil sacked Palmer for a 11-yd. loss, the 100th sack of his career. Dumervil is now the 32nd player to reach 100 career sacks since 1982 and currently has the third-most sacks among active players. Neither team would score again in the 4th quarter as the game would go to into overtime. San Francisco received the ball first and orchestrated a 17-play, 73-yard drive resulting in a Robbie Gould 23-yd. FG to put the 49ers ahead 15–12. After some late-game heroics, Larry Fitzgerald caught a 19-yd. TD from Palmer with 38 seconds remaining to give Arizona the win, 18–15.

	1st	2nd	3rd	4th	OT	Final
49ers	3	3	6	0	3	15
Cardinals	0	6	3	3	6	18

October 8, 2017

Indianapolis 26, San Francisco 23

San Francisco fell on the road to the Indianapolis Colts in a closely contested overtime battle, 26–23, the 49ers' second consecutive overtime loss. To begin the game, Colts K Adam Vinatieri made a 52-yd. FG to put the Colts ahead 3–0. On the 49ers' next drive, K Robbie Gould made a 28-yd. FG to even the score at 3–3. With a minute to go in the first half Vinatieri connected on a 23-yd. FG to put Indianapolis ahead 6–3, but the Colts didn't hold a lead for long as the 49ers offense moved quickly down the field where Gould made a 43-yd. FG to even the score 6–6 going into the half. The Colts would score twice in the 3rd quarter as Vinatieri made a 38-yd. FG and RB Marlon Mack scored on a 22-yd. TD run to put Indianapolis ahead 16–6 going into the 4th. Gould would then make a 40-yd. FG, trimming the Colts lead to 16–9. On the Colts' ensuing possession, QB Jacoby Brissett ran for a 3-yd. TD to increase their lead to 23–9. The 49ers offense answered quickly as QB Brian Hoyer connected with WR Marquise Goodwin for 51-yds. Three plays later, Hoyer shoveled the ball to FB Kyle Juszczyk for a 6-yd. TD pass, his first of the season and the 6th TD recept. of his career. After forcing the Colts to punt, Hoyer led a 14-play, 89-yd. drive resulting in a 5-yd. TD pass to TE George Kittle on 4th down, tying the game 23–23 with :20 to force overtime. Indianapolis won the overtime coin toss and received the ball first, driving all the way to the SF 8 yd. line where LB Ray-Ray Armstrong intercepted Brissett and returned the INT 29-yds. San Francisco was unable to capitalize on the turnover and punted the ball back to Indianapolis. The Colts got into field goal range a few plays later and K Adam Vinatieri nailed a 51-yd. FG to give the home team a 26–23 victory.

	1st	2nd	3rd	4th	OT	Final
49ers	3	3	0	17	0	23
Colts	3	3	10	7	3	26

December 16, 2018

San Francisco 26, Seattle 23

On a rainy day at Levi's Stadium, the 49ers defeated the Seattle Seahawks for the first time since 2013 in a hard-fought, overtime battle, 26–23. The game was a back and forth affair all afternoon and started with Seattle scoring the game's first points after QB Russell Wilson found WR Doug Baldwin for a 5-yd. TD pass, but K Sebastian Janikowski missed the extra point attempt thereafter. On the following play, the 49ers seized a 7–6 lead after rookie WR Richie James Jr. took the

kickoff return 97 yards for a touchdown. James Jr.'s return marked the first time a member of the 49ers has registered a kickoff return for a TD since WR Ted Ginn Jr. took it 102 yards for a touchdown in 2011 [vs. Sea. (9/11/11)]. James Jr. also became first 49ers rookie to register a kickoff return for a TD since 1981 [RB Amos Lawrence – 92-yd. KR TD at LAR (11/22/81)]. The 49ers opened the scoring in the 2nd quarter with a 10-play, 98-yard touchdown drive that was completed with a 41-yd. TD pass from QB Nick Mullens to TE Garrett Celek. The scoring drive was the team's longest since 2002 when the 49ers capped off a 12-play, 99-yd. drive with a 6-yd. TD rush by RB Kevan Barlow at Sea. (10/14/02). With the score, the 49ers were able to extend their lead to 14–6. On the next possession, Wilson found Baldwin for another touchdown to bring the score to 14–13. Next, Mullens took the ball back and led the offense down the field to set up a 28-yd. FG from K Robbie Gould to extend the team's lead to 17–13 going into the half. After the teams traded punts to open the second half, Mullens again moved the 49ers offense within scoring range to set up a 33-yd. FG from Gould, pushing the San Francisco lead to 20–13. Seahawks RB Chris Carson kicked off a dramatic fourth quarter with a 1-yd. TD rush on 4th down to tie the game at 20 apiece. On the next possession, the 49ers offense provided room for a game-long, 45-yd. FG from Gould to take a 23–20 lead. Seattle then tied the game on the subsequent drive with a 48-yd. FG from Janikowski. In a tie game, late in the 4th quarter and OT, the 49ers defense forced the Seahawks offense to punt on each of their final three possessions of the game. Seattle won the overtime coin toss and elected to receive, but the 49ers defense held their ground and forced a three-and-out, turning the ball back over to the offense at the 38-yd. line. The 49ers offense ran the ball effectively in their overtime drive and again moved the ball within range for Gould, who knocked in a 36-yd. FG, his fourth of the day, to clinch the victory over their division foe, 26–23. With 14 points on the day, Gould became the 23rd kicker in NFL history to register at least 1,500 points in their career. He has also registered 111 points this season, marking the first time he has scored 100–or–more points in consecutive seasons since he did so in six straight years with Chicago from 2006–11.

	1st	2nd	3rd	4th	OT	Final
Seahawks	6	7	0	10	0	23
49ers	7	10	3	3	3	26



PRESEASON RESULTS (SINCE 1946)

1946 (2-0)

17	L.A. Dons (San Diego/10,000)—A-24	7
34	Chicago Rockets (Kezar/34,000)—S-1	14

1947 (0-1)

7	L.A. Dons (Kezar/19,000)—A-24	14
---	-------------------------------	----

1948 (2-0)

42	L.A. Dons (Pasadena/58,207)—A-18	24
42	Baltimore (Kezar/35,139)—A-22	14

1949 (2-0-1)

28	L.A. Dons (Los Angeles/81,272)—A-10	7
21	Buffalo (Kezar/28,084)—A-14	0
21	Cleveland (Cleveland/31,157)—A-19	21

1950 (1-4)

12	Washington (Kezar/51,201)—A-20	31
10	Philadelphia (Kezar/17,000)—A-27	28
27	Baltimore (Baltimore/6,000)—A-30	14
21	Chicago Cards (Chicago/29,207)—S-1	28
10	Pittsburgh (Pittsburgh/19,733)—S-10	13

1951 (4-1)

45	Washington (Kezar/27,280)—A-19	14
7	Chicago Bears (Kezar/38,836)—A-26	24
24	Pittsburgh (Syracuse/18,000)—S-8	7
20	Green Bay (Minneapolis/19,021)—S-12	0
37	Chicago Cards (Omaha/10,000)—S-23	17

1952 (7-0)

79	SF Broncos+ (Kezar/87,000)—A-10	0
35	Washington (Kezar/35,234)—A-17	0
38	Chicago Cards (Kezar/34,109)—A-24	14
17	L.A. Rams (Los Angeles/67,799)—S-3	7
29	Pittsburgh (Pittsburgh/21,759)—S-7	14
35	Cleveland (Akron/30,199)—S-13	31
76	San Jose Packers+ (SJ/6,839)—S-19	0

1953 (3-3-1)

42	Fort Ord# (Sacramento/17,000)—A-15	7
7	New York (Kezar/36,273)—A-23	20
7	Washington (Kezar/25,784)—A-30	0
10	L.A. Rams (Los Angeles/39,816)—S-3	35
31	Philadelphia (San Antonio/15,378)—S-7	28
14	Chicago Cards (Kezar/22,736)—S-13	14
21	New York (New York/22,551)—S-17	28

1954 (7-0)

42	Fort Ord# (Kezar/19,779)—A-8	14
43	New York (Kezar/29,296)—A-15	35
30	Washington (Sacramento/23,389)—A-21	7
42	Chicago Cards (Kezar/24,559)—A-29	7
38	Cleveland (Kezar/46,877)—S-5	21
28	L.A. Rams (Los Angeles/84,572)—S-10	27
37	Pittsburgh (Tucson/16,000)—S-15	14

Service Team + Semi Pro Team

1955 (5-1)

7	Washington (Kezar/27,237)—A-7	6
60	Pittsburgh (Sacramento/23,496)—A-13	14
17	New York (Seattle/49,000)—A-20	28
17	Cleveland (Kezar/41,604)—A-28	14
43	Chicago Cards (Kezar/33,579)—S-4	7
31	L.A. Rams (Los Angeles/65,633)—S-9	10

1956 (3-3)

28	Cleveland (Kezar/38,741)—A-19	17
20	Washington (Kezar/27,812)—A-26	0
14	Chicago Cards (Kezar/28,758)—S-2	13
14	New York (Portland/28,448)—S-8	21
24	L.A. Rams (Los Angeles/57,688)—S-14	33
14	Philadelphia (Sacramento/20,989)—S-23	21

1957 (5-1)

24	New York (Kezar/33,673)—A-18	15
27	Washington (Kezar/24,781)—A-25	21
21	Cleveland (Kezar/32,840)—S-1	17
27	Chicago Cards (Kezar/28,000)—S-7	21
27	L.A. Rams (Los Angeles/75,172)—S-13	58
17	Philadelphia (Kezar/21,817)—S-22	14

1958 (3-3)

10	New York (Kezar/25,657)—A-17	19
20	Washington (Portland/25,442)—A-23	19
55	Chicago Cards (Kezar/23,997)—A-31	31
21	Cleveland (Kezar/31,339)—S-7	16
38	L.A. Rams (Los Angeles/62,546)—S-12	40
28	Philadelphia (Kezar/33,398)—S-21	31

1959 (2-4)

27	Washington (Kezar/21,201)—A-16	24
17	Green Bay (Kezar/18,916)—A-23	24
17	Cleveland (Kezar/24,737)—A-30	14
24	Chicago Cards (Seattle/23,000)—S-5	27
14	L.A. Rams (Los Angeles/59,552)—S-12	48
13	New York (Salt Lake City/18,496)—S-19	17

1960 (3-3)

16	Dallas (Seattle/22,000)—A-6	10
31	Washington (Kezar/13,163)—A-14	7
45	Philadelphia (Kezar/17,667)—A-21	28
24	Cleveland (Portland/25,898)—S-3	26
17	L.A. Rams (Los Angeles/51,398)—S-9	28
17	St. Louis (Kezar/13,021)—S-18	24

1961 (3-2)

20	New York (Portland/24,084)—A-12	21
24	Cleveland (Kezar/38,759)—A-20	27
14	Minnesota (Portland/27,044)—A-26	10
38	L.A. Rams (Los Angeles/42,558)—S-1	20
24	Dallas (Sacramento/22,130)—S-9	7

1962 (4-1)

30	Minnesota (Seattle/22,500)—A-11	24
42	New York (Kezar/38,392)—A-19	10
27	Cleveland (Portland/27,161)—A-25	34
26	Dallas (Sacramento/20,000)—S-1	7
19	L.A. Rams (Los Angeles/39,569)—S-8	3

1963 (0-5)

28	Minnesota (Portland/20,837)—A-10	43
22	St. Louis (Salt Lake City/19,038)—A-16	24
7	Cleveland (Kezar/28,335)—A-25	24
24	Dallas (Bakersfield/9,927)—A-30	37
0	L.A. Rams (Los Angeles/34,405)—S-7	17

1964 (1-4)

26	Cleveland (Kezar/34,405)—A-9	7
23	Dallas (Portland/24,679)—A-15	34
21	Minnesota (Salt Lake City/20,207)—A-22	24
14	Pittsburgh (Omaha/15,666)—A-29	16
17	L.A. Rams (Los Angeles/39,569)—S-5	21

1965 (2-2-1)

21	Cleveland (Kezar/22,000)—A-15	37
27	Dallas (Portland/24,837)—A-21	7
17	St. Louis (St. Louis/29,831)—A-27	17
23	Pittsburgh (Providence/12,020)—S-4	9
14	L.A. Rams (Los Angeles/29,510)—S-11	34

1966 (0-5)

13	Dallas (Kezar/28,899)—A-7	24
17	Cleveland (Kezar/27,867)—A-14	28
17	Pittsburgh (Portland/18,090)—A-20	34
17	Atlanta (Columbia, S.C./21,780)—A-27	24
9	L.A. Rams (Los Angeles/39,879)—S-3	29

1967 (2-3)

42	Cleveland (Kezar/27,482)—A-13	14
24	Dallas (Kezar/31,212)—A-20	30
10	New Orleans (Portland/23,348)—A-26	24
13	Oakland (Oakland/53,254)—S-3	10
7	L.A. Rams (Los Angeles/53,822)—S-9	34

1968 (1-5)

18	San Diego (San Diego/39,553)—A-3	30
14	Dallas (Kezar/27,530)—A-11	16
17	Cleveland (Kezar/26,801)—A-18	31
22	Denver (Denver/22,254)—A-23	6
19	Oakland (Kezar/57,593)—S-1	26
20	L.A. Rams (Los Angeles/48,143)—S-6	21

1969 (0-6)

19	Cleveland (Seattle/32,219)—A-10	24
17	Dallas (Kezar/33,894)—A-17	20
15	Denver (Denver/33,161)—A-23	19
28	Oakland (Oakland/52,122)—A-31	42
10	St. Louis (Kezar/32,506)—S-7	21
28	L.A. Rams (Anaheim/39,179)—S-13	31



1970 (1-4)		
14	Cleveland (Tampa/41,851)-A-15	17
7	Miami (Miami/52,812)-A-22	17
23	Denver (Eugene/26,238)-A-29	7
17	Oakland (Kezar/55,521)-S-6	31
14	L.A. Rams (Los Angeles/55,430)-S-12	17

1971 (3-2-1)		
38	Cleveland (Candlestick/40,000)-X-A-8	24
17	Miami (Miami/57,008)-A-13	17
28	San Diego (Candlestick/40,000)-A-22	17
33	Denver (Spokane/33,184)-A-28	17
28	Oakland (Oakland/53,696)-S-4	34
20	L.A. Rams (Los Angeles/55,607)-S-9	23

1972 (3-3)		
10	New York Jets (Jacksonville/41,920)-A-5	17
20	Cleveland (Candlestick/49,767)-A-13	13
16	San Diego (San Diego/47,308)-A-19	17
24	Denver (Candlestick/52,738)-A-27	27
34	Oakland (Candlestick/59,265)-S-3	21
17	L.A. Rams (Los Angeles/60,807)-S-8	14

1973 (4-3)		
20	New England (Canton/19,685)-J-28	7
27	Cleveland (Cleveland/65,707)-A-6	16
14	New York Jets (Tampa/46,477)-A-11	34
19	San Diego (Candlestick/54,977)-A-19	7
43	Denver (Candlestick/54,271)-A-26	7
17	Oakland (Oakland/53,612)-S-1	23
10	L.A. Rams (Los Angeles/57,687)-S-7	38

1974 (0-6)		
6	San Diego (San Diego/18,870)-A-3	20
20	Cleveland (Cleveland/24,008)-A-12	21
3	Denver (Candlestick/30,001)-A-18	10
7	Kansas City (Kansas City/46,548)-A-24	26
19	Oakland Raiders (Candlestick/52,538)-S-2	20
7	L.A. Rams (Candlestick/49,603)-S-8	17

1975 (3-3)		
17	Cleveland (Candlestick/45,560)-A-10	13
6	L.A. Rams (Los Angeles/58,230)-A-16	10
7	San Diego (San Diego/18,764)-A-21	20
21	Oakland (Oakland/52,866)-A-30	40
44	Denver (Candlestick/45,686)-S-7	10
24	Green Bay (Green Bay/56,267)-S-13	3

1976 (4-2)		
27	Seattle (Seattle/60,825)-A-1	20
17	Denver (Candlestick/40,052)-A-8	7
21	Kansas City (Candlestick/39,745)-A-15	13
17	San Diego (Honolulu/36,364)-A-21	16
9	Oakland (Candlestick/52,704)-A-29	14
3	L.A. Rams (Los Angeles/55,256)-S-4	10

1977 (1-5)		
24	Seattle (Candlestick/38,024)-A-7	34
13	San Diego (San Diego/26,620)-A-13	32
23	L.A. Rams (Candlestick/44,898)-A-21	14
3	Houston (Houston/36,538)-A-29	17
0	Oakland (Oakland/53,442)-S-3	33
0	Denver (Candlestick/36,441)-S-10	20

1978 (1-3)		
24	Dallas (Dallas/63,736)-A-5	41
6	Seattle (Candlestick/36,069)-A-12	20
14	Oakland (Candlestick/58,658)-A-20	31
24	Denver (Denver/73,559)-A-25	13

1979 (1-3)		
13	San Diego (Candlestick/32,275)-A-4	10
10	Oakland (Oakland/53,503)-A-11	41
0	Denver (Candlestick/34,133)-A-18	21
20	Seattle (Seattle/59,941)-A-24	55

1980 (3-1)		
33	Oakland (Candlestick/55,585)-A-9	14
17	San Diego (San Diego/48,836)-A-16	14
7	Seattle (Candlestick/41,841)-A-23	10
31	Kansas City (Tucson/27,000)-A-30	21

1981 (2-2)		
27	Seattle (Seattle/56,958)-A-5 (OT)-24	
28	San Diego (Candlestick/41,667)-A-15	31
24	Seattle (Candlestick/37,563)-A-22	17
7	Oakland (Oakland/51,192)-A-29	21

1982 (2-2)		
14	L.A. Raiders (Candlestick/61,065)-A-14	17
16	St. Louis (Candlestick/51,931)-A-21	13
9	San Diego (San Diego/48,697)-A-28	23
17	Seattle (Seattle/57,839)-S-3	13

1983 (1-3)		
23	L.A. Raiders (LA/41,337)-A-6 (OT)-26	
17	New England (Candlestick/50,043)-A-14	15
7	San Diego (San Diego/43,939)-A-20	24
6	Seattle (Candlestick/47,074)-A-27	20

1984 (2-2)		
13	L.A. Raiders (Candlestick/61,361)-A-4	10
20	Denver (Denver/70,211)-A-11	21
15	San Diego (San Diego/58,356)-A-18	35
17	Seattle (Candlestick/49,219)-A-24	7

1985 (3-1)		
28	L.A. Raiders (Los Angeles/54,990)-A-10	21
13	Denver (Candlestick/55,425)-A-19	20
25	San Diego (Candlestick/50,569)-A-24	10
23	Seattle (Seattle/60,403)-A-30	21

1986 (2-2)		
32	L.A. Raiders (Candlestick/61,834)-A-10	0
17	L.A. Rams (Anaheim/49,146)-A-18	31
9	Denver (Denver/73,592)-A-23	14
21	Seattle (Candlestick/52,419)-A29	10

1987 (3-2)		
20	Kansas City (Canton/23,826)-A-8	7
42	L.A. Raiders (Los Angeles/53,838)-A-15	16
3	Dallas (Candlestick/57,598)-A-22	13
17	San Diego (Candlestick/52,733)-A-27	3
10	Seattle (Seattle/59,653)-S-4	34

1988 (3-2)		
21	Miami (London, England/70,535)-J-31	27
24	L.A. Raiders (Candlestick/64,457)-A-6	10
24	Denver (Denver/75,067)-A-13	34
34	San Diego (San Diego/39,044)-A-20	27
27	Seattle (Candlestick/53,357)-A-26	21

1989 (3-2)		
13	L.A. Rams (Tokyo/43,896)-A-6 (OT)-16	
37	L.A. Raiders (Los Angeles/36,739)-A-12	7
35	Denver (Candlestick/58,641)-A-19	17
17	San Diego (Candlestick/54,471)-A-23	14
17	Seattle (Seattle/58,641)-S-1	28

1990 (1-3)		
13	L.A. Raiders (Candlestick/59,677)-A-11	23
27	Denver (Denver/74,164)-A-20	24
28	San Diego (San Diego/49,289)-A-25	29
10	Seattle (Candlestick/54,269)-A-31	30

1991 (5-0)		
24	L.A. Raiders (Los Angeles/45,365)-J-27	17
21	Chicago (Berlin, Germany/66,876)-A-3	7
24	Denver (Candlestick/54,170)-A-7	6
24	San Diego (Candlestick/53,453)-A-19	13
28	Seattle (Seattle/54,111)-A-23	16

1992 (5-0)		
13	Denver (Candlestick/50,435)-A-3	7
24	L.A. Raiders (Candlestick/49,068)-A-8	10
17	Washington (London/61,722)-A-16	15
20	San Diego (San Diego/40,921)-A-21	14
24	Seattle (Candlestick/52,822)-A-28	17

1993 (4-1)		
21	Pittsburgh (Barcelona/45,330)-A-1	14
27	L.A. Raiders (Stanford/68,011)-A-8	0
16	Denver (Denver/71,921)-A-16	13
0	Seattle (Seattle/51,086)-A-21	30
30	San Diego (Candlestick/53,649)-A-28	14

X First 49ers pro football game in Candlestick Park: August 8, 1971

**1994 (3-1)**

7	Arizona (Arizona/68,288)–A–5	17
20	Denver (Candlestick/52,429)–A–12	3
30	San Diego (San Diego/45,674)–A–18	24
13	Seattle (Candlestick/54,004)–A–26	9

1995 (3-2)

7	Denver (Denver/71,182)–J–29	9
10	Denver (Tokyo, Japan/45,000)–A–6	24
17	San Diego (San Diego/58,233)–A–13	6
17	Carolina (3Com/51,185)–A–19	10
17	Seattle (3Com/53,280)–A–26	7

1996 (1-3)

17	Denver (3Com/48,577)–A–3	20
16	San Diego (3Com/49,846)–A–10 (OT)–13	
10	Jacksonville (Jacksonville/67,858)–A–18	38
3	Seattle (Seattle/38,144)–A–23	20

1997 (1-3)

13	San Diego (San Diego/62,542)–A–2	20
21	Seattle (3Com/50,153)–A–9	17
20	Jacksonville (3Com/50,346)–A–18	28
17	Denver (Denver/69,874)–A–23	31

1998 (2-3)

14	New England (3Com/46,374)–A–2	13
21	San Diego (San Diego/55,723)–A–8	27
24	Seattle (Vancouver, BC/45,202)–A–15*	21
20	Miami (3Com/53,214)–A–23	21
20	Seattle (Seattle/57,014)–A–28	21

American Bowl at Vancouver, B.C.*1999 (3-1)**

31	San Diego (3Com/65,898)–A–12	24
24	Seattle (3Com/66,193)–A–19	23
16	Oakland (Oakland/61,901)–A–30	8
3	Denver (Denver/68,421)–S–3	34

2000 (1-4)

0	New England (Canton/22,840)–J–31*	20
20	San Diego (3Com/64,243)–A–5	23
33	Kansas City (Kansas City/76,682)–A–13	10
21	Seattle (Seattle/68,579)–A–19	25
24	Denver (3Com/65,016)–A–25	28

Hall of Fame Game at Canton, OH*2001 (1-3)**

24	San Diego (San Diego/45,155)–A–11	25
20	Oakland (3Com/67,817)–A–19	17
18	Seattle (3Com/63,887)–A–25	28
7	Denver (Denver/73,855)–A–31	35

2002 (2-3)

7	Washington (Osaka/26,119)–A–3*	38
14	Kansas City (3Com/63,111)–A–10 (OT)–17	
12	Denver (Denver/73,071)–A–19	7
10	Oakland (Oakland/40,120)–A–24	17
27	San Diego (3Com/62,980)–A–28	3

American Bowl in Osaka, Japan*2003 (3-1)**

24	at Kansas City (Kansas City/73,830)–A–9	6
14	Oakland (3Com/65,856)–A–14	10
27	New Orleans (3Com/63,153)–A–23	12
3	at San Diego (San Diego/49,676)–A–29	24

2004 (0-4)

30	Oakland (Monster Park/63,854)–A–14	33
13	at Chicago (Chicago/61,760)–A–21	20
10	at Minnesota (Minnesota/63,960)–A–27	23
15	San Diego (Monster Park/60,034)–S–2	31

2005 (2-2)

21	Oakland (Monster Park/61,446)–A–13	13
21	at Denver (Denver/70,794)–A–20	26
16	Tennessee (Monster Park/56,856)–A–26	13
24	at San Diego (San Diego/49,817)–S–1	28

2006 (2-2)

28	Chicago (Monster Park/67,572)–A–11	14
7	at Oakland (Oakland/47,849)–A–20	23
7	at Dallas (Dallas/61,295)–A–26	17
23	San Diego (Monster Park/66,946)–S–1	14

2007 (1-3)

13	Denver (Monster Park/66,764)–A–13	17
26	Oakland (Monster Park/68,107)–A–18	21
28	at Chicago (Chicago/61,807)–A–25	31
13	at San Diego (San Diego/56,172)–A–30	16

2008 (2-2)

6	at Oakland (Oakland/52,609)–A–8	18
34	Green Bay (Candlestick/67,230)–A–16	6
37	at Chicago (Chicago/61,051)–A–21	30
17	San Diego (Candlestick/67,133)–A–29	20

2009 (3-1)

17	Denver (Candlestick/61,533)–A–14	16
21	Oakland (Candlestick/61,907)–A–22	20
20	at Dallas (Arlington/72,171)–A–29	13
7	at San Diego (San Diego/59,049)–S–4	26

2010 (4-0)

37	at Indianapolis (Indianapolis/65,644)–A–15	17
15	Minnesota (Candlestick/69,732)–A–22	10
28	at Oakland (Oakland/42,248)–A–28	24
17	San Diego (Candlestick/69,732)–S–2	14

2011 (2-2)

3	at New Orleans (New Orleans/72,578)–A–12	24
17	Oakland (Candlestick/69,732)–A–20	3
7	Houston (Candlestick/69,732)–A–27	30
20	at San Diego (San Diego/54,082)–S–1	17

2012 (3-1)

17	Minnesota (Candlestick/69,732)–A–10	6
9	at Houston (Houston/71,196)–A–18	20
29	at Denver (Denver/75,122)–A–26	24
35	San Diego (Candlestick/69,732)–A–30	3

2013 (3-1)

6	Denver (Candlestick/69,732)–A–8	10
15	at Kansas City (Kansas City/64,434)–A–16	13
34	Minnesota (Candlestick/69,732)–A–25	14
41	at San Diego (San Diego/55,386)–A–29	6

2014 (2-2)

3	at Baltimore (Baltimore/70,529)–A–7	23
0	Denver (Levi's Stadium/68,426) X –A–17	34
21	San Diego (Levi's Stadium/68,011)–A–24	7
40	at Houston (Houston/71,408)–A–28	13

2015 (2-2)

10	at Houston (Houston/71,403)–A–15	23
23	Dallas (Levi's Stadium/70,178)–A–23	6
12	at Denver (Denver/76,149)–A–29	19
14	San Diego (Levi's Stadium/70,178)–S–3	12

2016 (2-2)

13	Houston (Levi's Stadium/70,178)–A–14	24
31	at Denver (Denver/75,422)–A–20	24
10	Green Bay (Levi's Stadium/70,178)–A–26	21
31	at San Diego (San Diego/47,407)–S–1	21

2017 (2-2)

27	at Kansas City (Kansas City/66,706)–A–11	17
14	Denver (Levi's Stadium/62,283)–A–19	33
31	at Minnesota (Minnesota/70,178)–A–27	32
23	LA Chargers (Levi's Stadium/63,671)–A–31	13

2018 (1-3)

24	Dallas (Levi's Stadium/67,600)–A–9	21
13	at Houston (Houston/71,312)–A–18	16
17	at Indianapolis (Indianapolis/64,921)–A–25	23
21	LA Chargers (Levi's Stadium/63,043)–A–30	23

X First 49ers pro football game in Levi's Stadium: August 17, 2014



HOME/AWAY RECORDS

HOME RECORD					ROAD RECORD				
YEAR	W	L	T	PCT	YEAR	W	L	T	PCT
1946	5	2	0	.714	1946	4	3	0	.571
1947	4	2	1	.642	1947	4	2	1	.642
1948	6	1	0	.857	1948	6	1	0	.857
1949	6	0	0	1.000	1949	3	3	0	.500
1950	3	3	0	.500	1950	0	6	0	.000
1951	5	1	0	.833	1951	2	3	1	.416
1952	3	3	0	.500	1952	4	2	0	.666
1953	5	1	0	.833	1953	4	2	0	.666
1954	4	2	0	.666	1954	3	2	1	.583
1955	2	4	0	.333	1955	2	4	0	.333
1956	3	3	0	.500	1956	2	3	1	.416
1957	5	1	0	.833	1957	3	3	0	.500
1958	4	2	0	.666	1958	2	4	0	.333
1959	4	2	0	.666	1959	3	3	0	.500
1960	3	3	0	.500	1960	4	2	0	.666
1961	5	1	1	.785	1961	2	5	0	.285
1962	1	6	0	.142	1962	5	2	0	.714
1963	2	5	0	.285	1963	0	7	0	.000
1964	3	4	0	.428	1964	1	6	0	.142
1965	4	2	1	.642	1965	3	4	0	.428
1966	4	2	1	.642	1966	2	4	1	.357
1967	3	4	0	.428	1967	4	3	0	.571
1968	3	3	1	.500	1968	4	3	0	.571
1969	3	3	1	.500	1969	1	5	1	.214
1970	5	1	1	.785	1970	5	2	0	.714
1971	4	3	0	.571	1971	5	2	0	.714
1972	4	2	1	.642	1972	4	3	0	.571
1973	3	4	0	.428	1973	2	5	0	.285
1974	3	4	0	.428	1974	3	4	0	.428
1975	2	5	0	.285	1975	3	4	0	.428
1976	4	3	0	.571	1976	4	3	0	.571
1977	3	4	0	.428	1977	2	5	0	.285
1978	2	6	0	.125	1978	0	8	0	.000
1979	2	6	0	.125	1979	0	8	0	.000
1980	4	4	0	.500	1980	2	6	0	.250
1981	7	1	0	.875	1981	6	2	0	.750
1982	0	5	0	.000	1982	3	1	0	.750
1983	4	4	0	.500	1983	6	2	0	.750
1984	7	1	0	.875	1984	8	0	0	1.000
1985	5	3	0	.625	1985	5	3	0	.625
1986	6	2	0	.750	1986	4	3	1	.562
1987	6	1	0	.857	1987	7	1	0	.875
1988	4	4	0	.500	1988	6	2	0	.750
1989	6	2	0	.750	1989	8	0	0	1.000
1990	6	2	0	.750	1990	8	0	0	1.000
1991	7	1	0	.875	1991	3	5	0	.375
1992	7	1	0	.875	1992	7	1	0	.875
1993	6	2	0	.750	1993	4	4	0	.500
1994	7	1	0	.875	1994	6	2	0	.750
1995	6	2	0	.750	1995	5	3	0	.625
1996	6	2	0	.750	1996	6	2	0	.750
1997	8	0	0	1.000	1997	5	3	0	.625
1998	8	0	0	1.000	1998	4	4	0	.500
1999	3	5	0	.375	1999	1	7	0	.125
2000	4	4	0	.500	2000	2	6	0	.250
2001	7	1	0	.875	2001	5	3	0	.625
2002	5	3	0	.625	2002	5	3	0	.625
2003	6	2	0	.750	2003	1	7	0	.125
2004	1	7	0	.125	2004	1	7	0	.125
2005	3	5	0	.375	2005	1	7	0	.125
2006	4	4	0	.500	2006	3	5	0	.375
2007	3	5	0	.375	2007	2	6	0	.250
2008	4	4	0	.500	2008	3	5	0	.375
2009	6	2	0	.750	2009	2	6	0	.250
2010	5	3	0	.625	2010	1	7	0	.125
2011	7	1	0	.875	2011	6	2	0	.750
2012	6	1	1	.813	2012	5	3	0	.625
2013	6	2	0	.750	2013	6	2	0	.750
2014	4	4	0	.500	2014	4	4	0	.500
2015	4	4	0	.500	2015	1	7	0	.125
2016	1	7	0	.125	2016	1	7	0	.125
2017	3	5	0	.375	2017	3	5	0	.375
2018	4	4	0	.500	2018	0	7	0	.000
TOTALS	318	209	9	.602		252	276	7	.477



NFC WEST STANDINGS - 1970-2017

1970	
* San Francisco	10-3-1
Los Angeles Rams	9-4-1
Atlanta	4-8-2
New Orleans	2-11-1

1971	
* San Francisco	9-5
Los Angeles Rams	8-5-1
Atlanta	7-6-1
New Orleans	4-8-2

1972	
* San Francisco	8-5-1
Atlanta	7-7
Los Angeles Rams	6-7-1
New Orleans	2-11-1

1973	
* Los Angeles Rams	12-2
Atlanta	9-5
New Orleans	5-9
San Francisco	5-9

1974	
* Los Angeles Rams	10-4
San Francisco	6-8
New Orleans	5-9
Atlanta	3-11

1975	
* Los Angeles Rams	12-2
San Francisco	5-9
Atlanta	4-10
New Orleans	2-12

1976	
* Los Angeles Rams	10-3-1
San Francisco	8-6
New Orleans	4-10
Atlanta	4-10
Seattle	2-12

1977	
* Los Angeles Rams	10-4
Atlanta	7-7
San Francisco	5-9
New Orleans	3-11

1978	
* Los Angeles Rams	12-4
* Atlanta	9-7
New Orleans	7-9
San Francisco	2-14

1979	
* Los Angeles Rams	9-7
New Orleans	8-8
Atlanta	6-10
San Francisco	2-14

1980	
* Atlanta	12-4
* Los Angeles Rams	11-5
San Francisco	6-10
New Orleans	1-15

1981	
* San Francisco	13-3
Atlanta	7-9
Los Angeles Rams	6-10
New Orleans	4-12

1982	
* Atlanta	5-4
New Orleans	4-5
San Francisco	3-6
Los Angeles Rams	2-7

1983	
* San Francisco	10-6
* Los Angeles Rams	9-7
New Orleans	8-8
Atlanta	7-9

1984	
* San Francisco	15-1
* Los Angeles Rams	10-6
New Orleans	7-9
Atlanta	4-12

1985	
* Los Angeles Rams	11-5
* San Francisco	10-6
New Orleans	5-11
Atlanta	4-12

1986	
* San Francisco	10-5-1
* Los Angeles Rams	10-6
Atlanta	7-8-1
New Orleans	7-9

1987	
* San Francisco	13-2
* New Orleans	12-3
Los Angeles	6-9
Atlanta	3-12

1988	
* San Francisco	10-6
* Los Angeles Rams	10-6
New Orleans	10-6
Atlanta	5-11

1989	
* San Francisco	14-2
* Los Angeles Rams	11-5
New Orleans	9-7
Atlanta	3-13

1990	
* San Francisco	14-2
* New Orleans	8-8
Los Angeles Rams	5-11
Atlanta	5-11

1991	
* New Orleans	11-5
* Atlanta	10-6
San Francisco	10-6
Los Angeles Rams	3-13

1992	
* San Francisco	14-2
* New Orleans	12-4
Atlanta	6-10
Los Angeles Rams	6-10

1993	
* San Francisco	10-6
New Orleans	8-8
Atlanta	6-10
Los Angeles Rams	5-11

1994	
* San Francisco	13-3
New Orleans	7-9
Atlanta	7-9
Los Angeles Rams	4-12

1995	
* San Francisco	11-5
* Atlanta	9-7
St. Louis	7-9
Carolina	7-9
New Orleans	7-9

1996	
* Carolina	12-4
* San Francisco	12-4
St. Louis	6-10
Atlanta	3-13
New Orleans	3-13

1997	
* San Francisco	13-3
Atlanta	7-9
Carolina	7-9
New Orleans	6-10
St. Louis	5-11

1998	
* Atlanta	14-2
* San Francisco	12-4
New Orleans	6-10
Carolina	4-12
St. Louis	4-12

1999	
* St. Louis	13-3
Carolina	8-8
Atlanta	5-11
San Francisco	4-12
New Orleans	3-13

2000	
* St. Louis	10-6
* New Orleans	10-6
Carolina	7-9
San Francisco	6-10
Atlanta	4-12

2001	
* St. Louis	14-2
* San Francisco	12-4
New Orleans	7-9
Atlanta	7-9
Carolina	1-15

2002	
* San Francisco	10-6
St. Louis	7-9
Seattle	7-9
Arizona	5-11

2003	
* St. Louis	12-4
* Seattle	10-6
San Francisco	7-9
Arizona	4-12

2004	
* Seattle	9-7
* St. Louis	8-8
Arizona	6-10
San Francisco	2-14

2005	
* Seattle	13-3
St. Louis	6-10
Arizona	5-11
San Francisco	4-12

2006	
* Seattle	9-7
St. Louis	8-8
San Francisco	7-9
Arizona	5-11

2007	
* Seattle	10-6
Arizona	8-8
San Francisco	5-11
St. Louis	3-13

2008	
* Arizona	9-7
San Francisco	7-9
Seattle	4-12
St. Louis	2-14

2009	
* Arizona	10-6
San Francisco	8-8
Seattle	5-11
St. Louis	1-15

2010	
* Seattle	7-9
St. Louis	7-9
San Francisco	6-10
Arizona	5-11

2011	
* San Francisco	13-3
Arizona	8-8
Seattle	7-9
St. Louis	2-14

2012	
* San Francisco	11-4-1
* Seattle	11-5
St. Louis	7-8-1
Arizona	5-11

2013	
* Seattle	13-3
* San Francisco	12-4
Arizona	10-6
St. Louis	7-9

2014	
* Seattle	12-4
* Arizona	11-5
San Francisco	8-8
St. Louis	6-10

2015	
* Arizona	13-3
* Seattle	10-6
St. Louis	7-9
San Francisco	5-11

2016	
* Seattle	10-5-1
Arizona	7-8-1
Los Angeles Rams	4-12
San Francisco	2-14

2017	
* Los Angeles Rams	11-5
Seattle	9-7
Arizona	8-8
San Francisco	6-10

2018	
* Los Angeles Rams	12-3
* Seattle	9-6
San Francisco	4-11
Arizona	3-12

* Playoff Team



SAN FRANCISCO 49ERS FOUNDER ANTHONY J. (TONY) MORABITO (1910-1957)



Tony Morabito dedicated his life to bringing an idea to fruition that others thought preposterous – the membership of the West Coast, in general, and San Francisco, in particular, in a nation-wide professional football league.

Morabito was the sports pioneer of the West, bringing San Francisco its first major league professional team, the San Francisco 49ers, in a professional sports business that was dominated by the East Coast. Before World War II, Morabito was convinced the San Francisco Bay Area was ready for a franchise in the National Football League. The Bay

Area was a mecca for college football. Fans came in droves to Kezar Stadium to see the Wonder Teams of California—Berkeley and the Wow Boys of Stanford, led by Frankie Albert. St. Mary's, Santa Clara and the University of San Francisco were also area powerhouses that regularly defeated the University of Washington and Southern California inside the walls of Kezar.

Morabito saw the rise of football in the area and presented a case to birth a professional football team in 1942 to National Football League officials, but he was quickly ushered out of the meeting room with firm politeness. In the spring of 1944, he took another crack, filing an application for an expansion team in the NFL. Morabito and some of his business associates went to Chicago to present their plan in front of League Commissioner, Elmer Layden. The NFL had no teams west of Chicago, and had no plans of changing their geographical structure. Morabito was again shunned.

He was then put in touch with Arch Ward, sports editor of The Chicago Tribune who was trying to organize a rival league, the All-America Football Conference. Morabito told Ward to count him in.

The new league's first meeting was held on June 6, 1944 in St. Louis, D-Day in Europe. Morabito agreed to form a San Francisco franchise in a league that would not begin operations until the end of the war.

It was the right time, and Morabito knew it.

A native of San Francisco, Morabito learned the game of football on vacant lots in the North Beach sector and had some success later as a halfback at St. Ignatius High School. He went on to play for the University of Santa Clara as a freshman in 1927 but his playing career was ended shortly after by a shoulder injury. He received his diploma in 1931 at the height of the Great Depression. He got a job driving a truck for \$80 a month while his father, an immigrant from Italy, had built up a flourishing ship's service business on the San Francisco waterfront, only to see it fold in the wake of the depression years.

As the country's economic state began to improve, so did Morabito's. By 1940, when he was 30 years old, he became a success in the lumber carrier business. The army turned him down for duty in 1942 because of partial deafness, which later forced him to wear a hearing aid.

By 1946, the San Francisco 49ers first year of operation, the Bay Area was in the middle of a postwar economic surge. Morabito's lumber yard was in huge demand as houses were springing up to shelter the fast-growing population that was migrating to California.

Morabito owned the new All-America Football Conference franchise with his partners in the Lumber Terminals of San Francisco – Allen E. Sorrell and E.J. Turre – and his younger brother, Victor.

Sorrell suggested the team be named "49ers" after the voyagers who had rushed the West for gold. It is the only name the team has ever been affiliated with and San Francisco is the only city in which it has resided.



49ers Founder, Tony Morabito

The original team logo depicted San Francisco's wild beginnings. It was a goldminer in boots and a lumberjack shirt, firing a pair of pistols. One shot just missed the miner's head, while the other missed his foot. The logo was taken from a design seen on the side of railway freight cars.

With a charter, name and logo, the group recruited Lawrence "Buck" Shaw, Santa Clara's famous "Silver Fox," as the 49ers first head coach. The organization spent \$250,000 to get structured before the team even took their first snap. Morabito's approach was considered "first class," by most, and a financial risk by many.

But Morabito charged on, hand-picking an inaugural roster comprised of 32 players including Frankie Albert, Norm Standlee and Bruno Banducci, all from Stanford, and stars from Santa Clara, including Alyn Beals, an end who scored 46 pro touchdowns in four years. Other known players on the roster were Len Eshmont, Johnny "Johnny Strike" Strzykalski and Joe "The Toe" Ventrano.



Tony Morabito's widow, Josephine (left), and Victor Morabito's widow, Jane (right), kept control of the 49ers after their husbands' passing along with team president Lou Spadia (middle).

Morabito watched as his 49ers played their first game on August 24, 1946, a 17–7 exhibition win over the Los Angeles Dons at Balboa Park in San Diego. The 49ers first home game was played at Kezar Stadium on September 1, 1946, a 34–14 exhibition win over the Chicago Rockets in front of 45,000 fans made up of longshoremen, draymen, mechanics and waterfront workers.

The first regular season league game was on September 8, 1946 against the New York Yankees. The 49ers scored first, but lost 21–7 in a game that began in sunshine and ended in the famous Kezar fog.

The 49ers finished 9–5 in their first season under Shaw, and went on to have an 8–4–2 record in 1947, 12–2 finish in 1948 and 10–4 record, including a trip to the Championship Game, in their final season in the AAFC.

At the end of 1949, it was announced that the AAFC had run its course. San Francisco, Cleveland and Baltimore received NFL franchises and would begin play in the NFL in 1950. The merger was what Morabito had hoped for all along as he, his brother Victor and general manager Lou Spadia, continued to hold the reins.

The 49ers struggled during their first season among the NFL elite, finishing with a 3–9 record. The following year though, the 49ers went 7–4–1.

As the seasons went on, Morabito was the heart and soul of the organization, signing on greats like The Million Dollar Backfield: Joe "The Jet" Perry, Hugh "The King" McElhenny and John Henry Johnson. He also attracted some of the NFL's most renowned talents in R.C. Owens, Bob St. Clair, Leo Nomellini, John Brodie and Y.A. Tittle.

The players appreciated his honesty, and trusted his every move and word.

As the 1950's progressed, Morabito was warned by his doctors that a bad heart and the rigors of football were not a healthy combination. But Morabito wasn't going to let a health scare get in the way of his passion. "What the hell, if I'm going to die, I might as well die at a football game," he said.

On October 27, 1957, the 49ers hosted the Chicago Bears at Kezar. The 49ers entered the game with a 3–1 record behind the talents of Owens, Perry, Tittle, McElhenny, Billy Wilson, and others. The Bears had a 14–0 advantage in the first quarter before the 49ers scored to close the deficit at 14–7. Just as the 49ers lined up for the next kickoff, Morabito, who was sitting next to his wife, Josephine, and his brother, Victor, in the guest box, suddenly collapsed. The great heart that had been with the 49ers since the franchise's inception had failed.

Father Bill McGuire of St. James parish was summoned to the guest box and pronounced Morabito his final absolution. Morabito looked up at him and smiled.

"Thank you father," he said.

Those were his last words.

The 49ers were behind 17–7 in the third quarter when the team learned of Morabito's death. His players rallied and came back to defeat Chicago, 21–17, in an emotional last win for their owner. The 49ers finished the season with three straight victories and an 8–4 record, tying Detroit for the NFL Western Division title.

Victor, Tony's younger brother, kept the team in the family until 1964, when he too died of a heart attack. Both Victor and Tony's wives, Jane and Josephine, retained control of the 49ers with Lou Spadia as team president until 1977, when a new team owner, Edward DeBartolo Jr. of Youngstown, Ohio emerged to buy the franchise.

Morabito's conviction, passion and character birthed and kept an NFL franchise in San Francisco, and laid the sturdy foundation that enabled the 49ers to become one of the NFL's premier football powers over the past 60 years.



SAN FRANCISCO 49ERS TEAM AWARDS

LEN ESHMONT AWARD

The Len Eshmont Award, the 49ers most prestigious annual honor, has been given each year to the 49ers player who best exemplifies the “inspirational and courageous play” of Len Eshmont. A member of the original 1946 49ers team, Eshmont coached at Navy and Virginia following his playing days with the 49ers. Eshmont died in 1957.

Listed below are the 49ers annual Len Eshmont Award winners since its inception in 1957:

1957 QB Y.A. Tittle	1978 RB Paul Hofer	1997 DT Dana Stubblefield
1958 FB Joe Perry	1979 RB Paul Hofer	1998 DT Bryant Young
1959 HB J.D. Smith	1980 DT Archie Reese	1999 DT Bryant Young
1960 S Dave Baker	1981 TE Charle Young	2000 DT Bryant Young
1961 DT Leo Nomellini	1982 WR Dwight Clark	2001 RB Garrison Hearst
1962 DE Dan Colchico	1983 RB/ST Bill Ring	2002 S Tony Parrish
1963 T Bob St. Clair	1984 LB Keena Turner	2003 LB Julian Peterson
1964 DT Charlie Krueger	1985 FB Roger Craig	2004 DT Bryant Young
1965 QB John Brodie	1986 QB Joe Montana	2005 DT Bryant Young
1966 HB John David Crow	1987 WR Jerry Rice	2006 DT Bryant Young
1967 LB Dave Wilcox	1988 NT Michael Carter	2007 DT Bryant Young
1968 LB Matt Hazeltine	RB Roger Craig	2008 WR Isaac Bruce
1969 CB Jimmy Johnson	1989 QB Joe Montana	2009 TE Vernon Davis
1970 S Roosevelt Taylor	1990 DE Kevin Fagan	2010 LB Takeo Spikes
1971 LB Ed Beard	LB Charles Haley	2011 DT Justin Smith
1972 DE Tommy Hart	1991 WR John Taylor	2012 DT Justin Smith
1973 S Mel Phillips	1992 QB Steve Young	2013 LB NaVorro Bowman
1974 T Len Rohde	1993 WR Jerry Rice	2014 RB Frank Gore
1975 CB Jimmy Johnson	1994 QB Steve Young	2015 WR Anquan Boldin
1976 DE Tommy Hart	1995 FB William Floyd	2016 QB Colin Kaepernick
1977 S Mel Phillips	1996 DT Bryant Young	2017 WR Marquise Goodwin

BOBB MCKITTRICK AWARD

This award is given annually to the 49ers offensive lineman who best exemplifies the dedication, excellence and commitment of offensive line coach Bobb McKittrick, a five-time Super Bowl champion.

In 1999, the San Francisco 49ers, under the direction of Bill Walsh, established the Bobb McKittrick Award. The award is meant to honor those offensive linemen who have best represented the courage, intensity and sacrifice displayed by the late McKittrick during his 21 years of service with the 49ers. With the award established, McKittrick retroactively chose winners that he coached each season dating back to 1981.

“Bobb gave distinguished service to the organization since our renaissance in 1979,” Walsh said. “He was a vital factor in five Super Bowl championships, the evolution of a dynasty and in the production of some of the finest offensive linemen in football. Offensive linemen don’t receive the recognition they so richly deserve. This gives us a venue to honor their sacrifices and achievements.”

1981 Keith Fahnhorst	1994 Derrick Deese	2006 Eric Heitmann
1983 John Ayers	1995 Kirk Scrafford	2007 Eric Heitmann
1984 Randy Cross	1996 Jesse Sapolu	2008 Eric Heitmann
1985 Fred Quillan	1997 Ray Brown	2009 David Baas
1986 Keith Fahnhorst	1998 Chris Dalman	2010 David Baas
1987 Bubba Paris	1999 Ray Brown	2011 Jonathan Goodwin
1988 Steve Wallace	2000 Jeremy Newberry	2012 Anthony Davis
1989 Harris Barton	2001 Ray Brown	2013 Alex Boone
1990 Guy McIntyre	2002 Scott Gragg	2014 Joe Staley
1991 Jesse Sapolu	2003 Jeremy Newberry	2015 Joe Staley
1992 Guy McIntyre	2004 Kyle Kosier	2016 Zane Beadles
1993 Harris Barton	2005 Jeremy Newberry	2017 Daniel Kilgore

ED BLOCK COURAGE AWARD

The Ed Block Courage Award is named after Ed Block, the former head athletic trainer of the Baltimore Colts of 23 years. Block was a pioneer in his profession and a respected humanitarian whose most passionate cause was helping children of abuse. The award is presented in his name each year to the player that exemplified a commitment to sportsmanship and courage. Ed Block Courage Award winners from each of the 32 NFL teams are honored at a banquet in Baltimore, MD. All proceeds from the event benefit the Ed Block Courage Award Foundation’s Courage House National Support Network. Named after the NFL team in a respective NFL city, a Courage House is a facility that provides support and quality care for abused children and their families in that community. The 49ers dedicated their Courage House in October 2003 at the Edgewood House in San Francisco.

1984 DB Ronnie Lott	1996 FB William Floyd	2008 LB Manny Lawson
1985 LB Keena Turner	1997 C/G Jesse Sapolu	2009 CB Shawntae Spencer
1986 QB Joe Montana	1998 WR Jerry Rice	2010 DT Justin Smith
1987 WR Mike Wilson	1999 DT Bryant Young	2011 QB Alex Smith
1988 CB Eric Wright	2000 RB Garrison Hearst	2012 WR Kyle Williams
1989 DB Chet Brooks	2001 S Lance Shulters	2013 C Jonathan Goodwin
1990 WR Mike Sherrard	2002 S Tony Parrish	2014 WR Kassim Osgood
1991 DB Dave Waymer	2003 C Jeremy Newberry	2015 LB NaVorro Bowman
1992 DB Eric Davis	2004 LB Jamie Winborn	2016 DL Glenn Dorsey
1993 CB Don Griffin	2005 C Jeremy Newberry	2017 WR Marquise Goodwin
1994 T Harris Barton	2006 RB Frank Gore	
1995 DE Dennis Brown	2007 C Eric Heitmann	

BILL WALSH AWARD

The Bill Walsh Award was established in 2004 in honor of San Francisco’s Hall of Fame Head Coach. The award, which is voted on by the coaching staff, is given to the 49er who has best represented the standard of professional excellence established by Walsh. Walsh served as the team’s head coach for 10 seasons from 1979–88. In that time, he compiled a record of 102–63–1 and led the team to three Super Bowls. He was twice named Coach of the Year (1981, 1984) and was later named Coach of the Decade for the 1980s.

2004 DE Bryant Young	2008 DE Justin Smith	2015 K Phil Dawson
2005 LB Derek Smith	2009 LB Patrick Willis	2016 T Joe Staley
K Joe Nedney	2010 RB Frank Gore	2017 FB Kyle Juszczyk
2006 RB Frank Gore	2011 DT Justin Smith	
CB Walt Harris	2012 LB Aldon Smith	
2007 CB Nate Clements	2013 WR Anquan Boldin	
LB Patrick Willis	2014 S Antoine Bethea	

MAN OF THE YEAR AWARD

Established in 1970 and renamed in 1999 after the late Hall of Fame Chicago Bears running back, the Walter Payton Man of the Year award is given annually to the player who best exemplifies a commitment to philanthropy and community involvement. Each team nominates one player who has had a significant positive impact on his community and a winner is selected ahead of the Super Bowl.

2001 QB Jeff Garcia	2008 WR Isaac Bruce	2015 WR Anquan Boldin
2002 QB Jeff Garcia	2009 TE Vernon Davis	2016 WR Torrey Smith
2003 WR Terrell Owens	2010 LB Takeo Spikes	2017 P Bradley Pinion
2004 DE Bryant Young	2011 DT Justin Smith	
2005 DE Bryant Young	2012 QB Alex Smith	
2006 QB Trent Dilfer	2013 TE Vernon Davis	
2007 CB Nate Clements	2014 WR Anquan Boldin	



MATT HAZELTINE AWARD

The Hazeltine Iron Man Award is named after linebacker/center Matt Hazeltine, a 14-year performer who played more seasons at linebacker than any other 49ers player. Known for his durability and dedication, Hazeltine passed away in 1987 from amyotrophic lateral sclerosis (ALS) and Bill Walsh established the award in his honor that year. The award is given annually to the most courageous and inspirational defensive player.

1987 LB Michael Walter	1998 S Tim McDonald	2009 NT Aubrayo Franklin
1988 LB Charles Haley	1999 DT Bryant Young	2010 DT Justin Smith
1989 DB Ronnie Lott	2000 LB Ken Norton Jr.	2011 DT Justin Smith
1990 DE Kevin Fagan	2001 S Lance Schulters	2012 DT Ray McDonald
1991 LB Charles Haley	2002 S John Keith	2013 DT Justin Smith
1992 DE Pierce Holt	2003 LB Derek Smith	2014 DT Justin Smith
1993 S Tim McDonald	2004 LB Jeff Ulbrich	2015 DB Jimmie Ward
1994 CB Merton Hanks	2005 DE Bryant Young	2016 S Antoine Bethea
1995 S Tim McDonald	2006 LB Brandon Moore	2017 DL DeForest Buckner
1996 CB Merton Hanks	2007 LB Jeff Ulbrich	
1997 LB Gary Plummer	2008 LB Takeo Spikes	

GARRY NIVER AWARD

The Garry Niver Award is presented annually by the San Francisco Chapter of the Pro Football Writers of America to a 49ers' player for his cooperation and professional style in helping the pro football writers do their jobs. The award is named after pro football writer, Garry Niver, who was a long-time beat writer who covered the 49ers for the *San Mateo Times*.

1993 C/G Jesse Sapolu	2002 DT Dana Stubblefield	2010 LB Takeo Spikes
1994 S Tim McDonald	2003 QB Jeff Garcia	2011 S Donte Whitner
1995 QB Steve Young	2004 LB Jeff Ulbrich	2012 RB Frank Gore
1996 T Steve Wallace	2005 LB Julian Peterson	2013 S Donte Whitner
1997 G Ray Brown	2006 DE Bryant Young	2014 RB Frank Gore
1998 S Tim McDonald	2007 RB Frank Gore	2015 WR Torrey Smith
1999 WR Jerry Rice	2008 C Eric Heitmann	2016 S Antoine Bethea
2000 S Lance Schulters	2009 QB Alex Smith	2017 WR Marquise Goodwin
2001 QB Jeff Garcia	QB Shaun Hill	

THOMAS HERRION AWARD

49ers owners Denise and John York established the Thomas Herrion Memorial Award in 2005, which is presented each season to a rookie or first-year player that best represents the dream of Thomas Herrion. The award will go to a player, like Thomas, who has taken advantage of every opportunity, turned it into a positive situation and made their dream turn into a reality.

2005 T Thomas Herrion	2010 RB Anthony Dixon	2014 LB Chris Borland
2006 T Harvey Dahl	DT Will Tukuafu	2015 S Jaquiski Tartt
2007 CB Tarell Brown	2011 CB Cory Nelms	2016 DL DeForest Buckner
2008 WR Dominique Zeigler	2012 LB Michael Wilhoite	2017 DB Adrian Colbert
2009 FB Brit Miller	2013 S Eric Reid	

10-YEAR WALL

All 49ers players whose tenures reached the 10-year mark are recognized in the team's Santa Clara practice facility.

Player	Position	Years
Joe Perry	HB	1948–60, 63
Leo Nomellini	T	1950–63
Y.A. Tittle	QB	1951–60
Billy Wilson	E	1951–60
Bob St. Clair	T	1953–64
Matt Hazeltine	LB	1955–68
Bruce Bosley	C/G	1956–68
John Brodie	QB	1957–73
John Thomas	T	1958–67
Tommy Davis	K	1959–69
Charlie Krueger	DT	1959–73
Roland Lakes	DT	1959–73
Len Rohde	T	1960–74
Jimmy Johnson	DB	1961–76
Dave Wilcox	LB	1964–74
Mel Phillips	DB	1966–76
Frank Nunley	LB	1967–76
Woody Peoples	G	1968–77
Skip Vanderbundt	LB	1968–77
Tommy Hart	DE	1968–77
Cas Banaszek	T	1968–77
Cedrick Hardman	DE	1970–79
Willie Harper	LB	1973–83
Keith Fahnhorst	T	1974–87
John Ayers	G	1976–86
Randy Cross	G/C	1976–88
Ray Wersching	K	1977–87
Fred Quillan	C	1978–87
Dwaine Board	DE	1979–88
Joe Montana	QB	1979–92
Keena Turner	LB	1980–90
Mike Wilson	WR	1981–90
Ronnie Lott	CB	1981–90
Eric Wright	CB	1981–90
Jesse Sapolu	C/G	1983–97
Guy McIntyre	G	1984–93
Mike Walter	LB	1984–93
Jerry Rice	WR	1985–00
John Taylor	WR	1986–95
Steve Wallace	T	1986–96
Steve Young	QB	1987–99
Brent Jones	TE	1987–97
Harris Barton	T	1987–98
Derrick Deese	G/T	1992–03
Bryant Young	DT	1994–07
Jeff Ulbrich	LB	2000–09
Brian Jennings	LS/TE	2000–12
Andy Lee	P	2004–14
Frank Gore	RB	2005–14
Vernon Davis	TE	2006–15
Joe Staley	T	2007–present



SAN FRANCISCO 49ERS COMMUNITY/TEAM AWARDS

POP WARNER LITTLE SCHOLARS TEAM OF THE YEAR

In 2017, the 49ers were named the Pop Warner Little Scholars Team of the Year. Throughout the year the 49ers Youth Football Program promotes grassroots football with youth camps, a local Coach of the Year award, Player of the Week awards, and its USA Football partnership. The efforts by the 49ers also include hosting the unique 43-year old local prep football tradition known as the Charlie Wedemeyer High School All-Star Football Game, the annual Friday Night Lights High School Football double-header, and free youth football camps. Additionally, the 49ers Youth Football Program has consistently grown youth participation 18 percent year over year.



In 2016, DL DeForest Buckner participated in the 49ers annual Mentorship Academy. In partnership with USA Football, 49ers rookies host several high school football captains and coaches from local area schools. The event focuses on leadership development, while educating the young athletes on the NFL Player Engagement's Prep "Character Development" curriculum, including social media awareness, leadership and decision making.

ESPN SPORTS HUMANITARIAN TEAM OF THE YEAR

After being recognized as a finalist for the third consecutive year, the San Francisco 49ers were awarded Sports Humanitarian Team of the Year Award in 2017, presented by ESPN. In addition to the San Francisco 49ers collectively donating over 1,200 hours of volunteer time to 75 community events and committing \$4 million to local non-profits in 2016 alone, the team is also at the forefront of two innovative and highly impactful programs that use football to make lasting changes in the Bay Area.



First, the 49ers STEM Leadership Institute is a six-year curriculum that begins in 7th grade and continues through high school and seeks to prepare students with high academic potential in STEM. Second, the 49ers STEAM Education Program – which opened in 2014, provides informal learning experiences for K–8 students through its program that teaches standards-aligned (Common Core and Next Generation Science) lessons using the STEAM principles of science, technology, engineering, art, and mathematics. Housed within the Denise DeBartolo York Education Center at Levi's Stadium, the program has reached over 150,000 participants since inception – free of charge – with over 50 percent of students coming from Title I designated schools.



NFL AWARD WINNERS

NFL MOST VALUABLE PLAYER

1970 QB John Brodie (AP, NEA, *SN*, *PFW*, *FN* and K.C. Committee of 101)
 1981 QB Joe Montana (*NY Daily News*)
 1982 WR Dwight Clark (*SI*)
 1984 QB Joe Montana (*Football News*)
 1986 WR Jerry Rice (*SI*)
 1987 WR Jerry Rice (PFWA, NEA, *SI*, *FN* and *FD*)
 1988 RB Roger Craig (NEA and *SI*)
 1989 QB Joe Montana (PFWA, AP, NEA, *FN* and *SI*)
 1990 QB Joe Montana (AP), WR Jerry Rice (*SI*)
 1992 QB Steve Young (PFWA, AP, NEA, *FD* and *SI*)
 1994 QB Steve Young (PFWA, AP and *SI*)

NFC MOST VALUABLE PLAYER

1989 QB Joe Montana (*FM*)

NFL PLAYER OF THE YEAR

1952 HB Hugh McElhenny (*SP*)
 1954 FB Joe Perry (UPI)
 1955 FB Joe Perry (UPI)
 1957 QB Y.A. Tittle (UPI)
 1970 QB John Brodie (AP and *FM*)
 1987 WR Jerry Rice (Maxwell Club and *SM*)
 1989 QB Joe Montana (*SN*, *FD* and Maxwell Club)
 1990 WR Jerry Rice (*SM*)
 1992 QB Steve Young (*SN* and Maxwell Club)
 1994 QB Steve Young (*SM*)

NFC PLAYER OF THE YEAR

1970 QB John Brodie (UPI)
 1994 QB Steve Young (UPI)

NFL OFFENSIVE PLAYER OF THE YEAR

1970 QB John Brodie (NEA and *PFW*)
 1986 WR Jerry Rice (*PFW*)
 1987 WR Jerry Rice (AP, *PFW* and *FD*)
 1988 RB Roger Craig (AP)
 1989 QB Joe Montana (AP and *PFW*)
 1992 QB Steve Young (AP and *PFW*)
 1993 WR Jerry Rice (AP)
 1994 QB Steve Young (AP, *PFW* and *CPFM*)

NFC OFFENSIVE PLAYER OF THE YEAR

1986 WR Jerry Rice (K.C. Committee 101)
 1987 WR Jerry Rice (UPI and K.C. Committee 101)
 1988 RB Roger Craig (UPI and K.C. Committee 101)
 1989 QB Joe Montana (UPI and K.C. Committee 101)
 1992 QB Steve Young (UPI, *FN* and K.C. Committee 101)
 1994 QB Steve Young (Kansas City Committee 101)

NFL DEFENSIVE PLAYER OF THE YEAR

1981 DE Fred Dean (UPI and K.C. Committee 101)
 1994 CB Deion Sanders (AP and *CPFM*)
 1995 FS Merton Hanks (*FD*)
 1997 DT Dana Stubblefield (AP, *PFW*, *FD*, *CPFM*, NEA, K.C. Committee 101)

NFC DEFENSIVE PLAYER OF THE YEAR

1990 LB Charles Haley (UPI and K.C. Committee 101)
 1994 CB Deion Sanders (K.C. Committee 101)
 1997 DT Dana Stubblefield (K.C. Committee 101)

NFL ROOKIE OF THE YEAR

1952 HB Hugh McElhenny (UPI)

NFL DEFENSIVE ROOKIE OF THE YEAR

1970 CB Bruce Taylor (*PFW*)
 1993 DT Dana Stubblefield (AP)
 1994 DT Bryant Young (UPI)
 2007 LB Patrick Willis (AP)

NFL MAN OF THE YEAR

1989 Edward J. DeBartolo Jr. (*FM*)

WALTER PAYTON NFL MAN OF THE YEAR

2015 WR Anquan Boldin

COACH OF THE YEAR

1959 Howard (Red) Hickey (*DM*)
 1981 Bill Walsh (AP, *SN* and *PFW*)
 1989 George Seifert (*FD*)
 1990 George Seifert (*SM*)
 1994 George Seifert (*SM*)
 2011 Jim Harbaugh (AP, *PFW/PFWA*, *SN*, *SI* and *DMN*)

EXECUTIVE OF THE YEAR

1989 John McVay (*SM*)
 1994 Carmen Policy (*SN* and *PFW*)
 2011 Trent Baalke (*PFW/PFWA*)

SUPER BOWL MOST VALUABLE PLAYER

1981 QB Joe Montana (Super Bowl XVI)
 1984 QB Joe Montana (Super Bowl XIX)
 1988 WR Jerry Rice (Super Bowl XXIII)
 1989 QB Joe Montana (Super Bowl XXIV)
 1994 QB Steve Young (Super Bowl XXIX)

NFL COMEBACK PLAYER OF THE YEAR

1999 DT Bryant Young (AP)
 2001 RB Garrison Hearst (AP and PFWA)

NFL MOST IMPROVED PLAYER

2000 QB Jeff Garcia (*PFW*)

MOST CARING ATHLETE

2000 DT Bryant Young (*USA Today*)
 DT Junior Bryant (*USA Today*)

AP – Associated Press, CPNW – College and Pro Football Newsweekly, DMN – Dallas Morning News, DN – Detroit News, DP – Detroit Press, FD – Football Digest, FI – NFL Films, FN – Football News, K.C. Committee 101 – Kansas City Committee 101, PFD – Pro Football Digest, PFW – Pro Football Weekly, SI – Sports Illustrated, SN – Sporting News, UPI – United Press International

49ERS PLAYER OF THE MONTH

OFFENSE	DEFENSE	SPECIAL TEAMS	OFFENSE	DEFENSE	SPECIAL TEAMS
1986 WR Jerry Rice (Nov.)			2006 CB Walt Harris (Nov.)		
1988 QB Joe Montana (Nov.)	LB Charles Haley (Oct.)		2007 LB Patrick Willis (Oct.)*		
1989 QB Joe Montana (Nov.)	LB Charles Haley (Oct.)		LB Patrick Willis (Dec.)*		
1990 QB Steve Young (Oct.)			2011 LB Aldon Smith (Oct.)*		
1991 QB Steve Young (Oct.)	LB Tim Harris (Dec.)		LB Aldon Smith (Dec.)*	K David Akers (Dec.)	
1992 QB Steve Young (Oct.)	CB Eric Davis (Oct.)		2012 LB Aldon Smith (Nov.)		
1993 QB Steve Young (Nov.)			2013 LB NaVorro Bowman (Dec.)		
1994 QB Steve Young (Nov.)			2014 LB Chris Borland (Nov.)*		
QB Steve Young (Dec.)			2017 LB Reuben Foster (Nov.)*		
1995 LB Ken Norton (Oct.)					
1997 DT Dana Stubblefield (Nov.)					
1998 QB Steve Young (Sept.)					
2001 QB Jeff Garcia (Nov.)					
	DE Andre Carter (Dec.)*				

* NFL Defensive Rookie of the Month

K Robbie Gould (Dec.)



49ERS PLAYER OF THE WEEK

	OFFENSE	DEFENSE	SPECIAL TEAMS
1984	QB Joe Montana (Week 8)		
1985	RB Roger Craig (Week 2)	S Dwight Hicks (Week 16)	
	QB Joe Montana (Week 5)		
	WR Jerry Rice (Week 14)		
1986	QB Joe Montana (Week 10)	S Ronnie Lott (Week 4)	
	WR Jerry Rice (Week 11)	S Ronnie Lott (Week 8)	
	RB Roger Craig (Week 15)		
1987	WR Jerry Rice (Week 11)		
	QB Joe Montana (Week 12)		
1988	RB Roger Craig (Week 2)	NT Michael Carter (Week 1)	
	QB Joe Montana (Week 4)	LB Michael Walter (Week 2)	
	RB Roger Craig (Week 7)	CB Eric Wright (Week 15)	
	WR Jerry Rice (Week 13)		
1989	QB Joe Montana (Week 3)	DE Pierce Holt (Week 12)	
	WR John Taylor (Week 14)		
1990	QB Joe Montana (Week 2)	LB Charles Haley (Week 5)	
	WR Jerry Rice (Week 3)		
	QB Joe Montana (Week 6)		
	WR Jerry Rice (Week 6)		
1991	QB Steve Bono (Week 14)		
	WR John Taylor (Week 15)		
1992	WR Jerry Rice (Week 7)		
	WR Jerry Rice (Week 13)		
	RB Amp Lee (Week 15)		
1993	WR Jerry Rice (Week 11)	S Merton Hanks (Week 12)	KR Dexter Carter (Week 5)
1994	WR Jerry Rice (Week 1)	CB Deion Sanders (Week 4)	K Doug Brien (Week 3)
	WR Jerry Rice (Week 12)	S Merton Hanks (Week 6)	KR/PR Dexter Carter (Week 10)
		S Merton Hanks (Week 11)	
1995	QB Elvis Grbac (Week 12)	S Merton Hanks (Week 3)	K Jeff Wilkins (Week 12)
	WR Jerry Rice (Week 16)	LB Ken Norton (Week 8)	
		S Merton Hanks (Week 11)	
1996		S Tim McDonald (Week 13)	
		DT Bryant Young (Week 6)	K Jeff Wilkins (Week 10)
		DE Chris Doleman (Week 9)	
		DE Roy Barker (Week 10)	
		DE Chris Doleman (Week 12)	
1997	RB Garrison Hearst (Week 5)	CB Rod Woodson (Week 3)	
		DT Dana Stubblefield (Week 10)	
		DT Dana Stubblefield (Week 11)	
		DE Roy Barker (Week 8)	
		DT Bryant Young (Week 14)	
1998	RB Garrison Hearst (Week 1)		
1999			
2000	RB Charlie Garner (Week 4)		
	WR Terrell Owens (Week 16)		
2001	QB Jeff Garcia (Week 9)	LB Andre Carter (Week 17)	K Jose Cortez (Week 1)
	RB Garrison Hearst (Week 11)		
2002		LB Jamie Winborn (Week 1)	KR/PR Jimmy Williams (Week 13)
		S Ronnie Heard (Week 8)	
		LB Julian Peterson (Week 10)	
		S Tony Parrish (Week 14)	
		CB Ahmed Plummer (Week 5)	
		S Tony Parrish (Week 16)	
2003	RB Terry Jackson (Week 1)		KR Cedric Wilson (Week 9)
	QB Jeff Garcia (Week 14)		
2004	QB Tim Rattay (Week 5)		
2005		DE Bryant Young (Week 1)	K Joe Nedney (Week 8)
2006	RB Frank Gore (Week 5)	LB Brandon Moore (Week 9)	
	RB Frank Gore (Week 11)	CB Walt Harris (Week 17)	
2007	RB Frank Gore (Week 12)		
2008	QB Shaun Hill (Week 11)		
2009	RB Frank Gore (Week 2)		
	RB Frank Gore (Week 14)		
2011		LB Patrick Willis (Week 5)	WR Ted Ginn Jr. (Week 1)
			P Andy Lee (Week 15)
			K David Akers (Week 16)
			K David Akers (Week 17)
			P Andy Lee (Week 7)
2012	QB Alex Smith (Week 8)	LB Patrick Willis (Week 4)	
		LB Aldon Smith (Week 11)	
2013	WR Anquan Boldin (Week 1)	CB Tramaine Brock (Week 5)	
			P Andy Lee (Week 7)
			K Phil Dawson (Week 14)
			K Phil Dawson (Week 17)
2014		S Antoine Bethea (Week 4)	K Phil Dawson (Week 5)
		LB Chris Borland (Week 11)	
2017			K Robbie Gould (Week 13)
			K Robbie Gould (Week 15)
			K Robbie Gould (Week 2)
			P Bradley Pinion (Week 9)
2018			K Robbie Gould (Week 15)



EDWARD J. DeBARTOLO SR. 49ERS HALL OF FAME

The San Francisco 49ers are arguably one of the most fabled sports franchises in history. With the multitude of memories that the team's history holds, a place to honor and capture these tremendous times and legendary figures only seems appropriate.

During the 2009 offseason, the San Francisco 49ers and the York family proudly introduced the creation of the Edward J. DeBartolo Sr. 49ers Hall of Fame, named in honor of the beloved patriarch of the storied franchise. The 49ers Hall of Fame was established to recognize players, administrators and coaches who have made exceptional contributions to the organization.

A week after the creation of the new 49ers Hall of Fame, team President & CEO Jed York announced the name of its inaugural inductee, his uncle, Edward J. DeBartolo Jr., known as "Mr. D" to most close to the 49ers family. He was then officially inducted during halftime of the team's home opener versus the Seattle Seahawks on September 20, 2009.

Being inducted into the 49ers Hall of Fame is no easy task, and the selection process reflects the level of honor which it bestows. As a prerequisite for induction, all 49ers Hall of Fame candidates must have displayed one or more of the following qualifications: outstanding production and performance on the field, key contributions to the team's success, and/or the embodiment of the spirit and essence of the San Francisco 49ers.

JOHN BRODIE

Quarterback, 1957–73

49ers Hall of Fame Inductee: 2009

Holds the team record with 17 years of service. Ranks second in team history with 31,548 passing yards and third with 214 touchdown passes. Guided the 49ers to back-to-back NFC Championship games in 1970 and 1971. Was named NFL Most Valuable Player in 1970. Born August 14, 1935 in San Francisco, CA.



DWIGHT CLARK

Wide Receiver, 1979–87

49ers Hall of Fame Inductee: 2009

Finished with 506 receptions for 6,750 yards and 48 touchdowns. Ranks fourth on 49ers all-time receptions list and third in receiving yards. Two-time Pro Bowler (1981, 1982) and first-team All-Pro in 1982 and 1983. Born January 8, 1957 in Kinston, NC.



ROGER CRAIG

Running Back, 1983–90

49ers Hall of Fame Inductee: 2011

A member of three Super Bowl Championship teams, Craig ranks third in franchise history with 7,064 rushing yards and first in career rushing attempts (1,686). He also ranks third in franchise history in receptions (508) and total touchdowns (66). Craig became the first running back in NFL history to register 1,000 rushing yards and 1,000 receiving yards in a single season (1,050 rushing yards and 1,016 receiving yards in 1985). He was also selected to the Pro Bowl four times. Born July 10, 1960 in Davenport, IA.



A number of players and coaches have already been recognized in various ways throughout the years for their contributions to the game of professional football and the 49ers organization. Accordingly, the franchise has automatically enshrined members of the 49ers family who have either had their jersey numbers already retired by the organization or have been selected to the Pro Football Hall of Fame in Canton, Ohio. These players include: John Brodie, Dwight Clark, Fred Dean, Jimmy Johnson, John Henry Johnson, Charlie Krueger, Ronnie Lott, Hugh McElhenny, Joe Montana, Leo Nomellini, Joe Perry, Bob St. Clair, Y.A. Tittle, Bill Walsh, Dave Wilcox and Steve Young.

During Alumni Weekend on October 11, 2009 against the Atlanta Falcons, the 49ers honored the automatic enshrinement of the above players during halftime of the game.

The 49ers organization will enshrine new members each season.

FRED DEAN


Defensive End, 1981–85

49ers Hall of Fame Inductee: 2009

Pro Football Hall of Fame Inductee: 2008



One of the first true pass-rushers in the game, Dean's revolutionary play made an immediate impact upon joining the 49ers in a 1981 mid-season trade. Went on to help 49ers win Super Bowl XVI and Super Bowl XIX. Recorded 93.5 sacks in career, including 40 sacks in five seasons with 49ers to rank 7th on team's all-time list. Posted career-high 17.5 sacks in 1983. Was a four-time Pro Bowler (1979–81, 83) and All-Pro (1979–81, 83). Earned UPI's NFC Defensive Player of the Year (1981). Born February 24, 1952 in Arcadia, LA.



EDWARD J. DeBARTOLO JR.

Owner, 1977–2000

49ers Hall of Fame Inductee: 2009

Pro Football Hall of Fame Inductee: 2016



Widely regarded as one of the most successful owners in the history of pro sports after taking over the 49ers in 1977. In 23 years at the helm, guided 49ers to a 22–11 postseason record and 13 division titles as San Francisco became first franchise in NFL history to win five Super Bowl Championships (1981, '84, '88, '89 and '94). The 49ers reached the playoffs on 16 occasions during DeBartolo's final 18 seasons as owner, posting a 207–72–1 regular season record. Born November 6, 1946 in Youngstown, OH.





EDWARD J. DeBARTOLO SR. 49ERS HALL OF FAME (CONT.)

CHARLES HALEY

Linebacker, 1986–91, '99

49ers Hall of Fame Inductee: 2015

Pro Football Hall of Fame Inductee: 2015



One of only a few players in NFL history to have won five Super Bowl Championships (XXIII, XXIV, XXVII, XXVIII, XXX). Originally drafted by the 49ers in the fourth round (96th overall) of the 1986 NFL Draft from James Madison University, he played two stints for the 49ers, re-joining the team in the 1998 postseason following five seasons with the Dallas Cowboys. He appeared in a total of 106 regular season games (63 starts) with San Francisco. During his 12-year NFL career, Haley was a five-time Pro-Bowler (1988, 1990–91, 1994–95), two-time First-Team All-Pro (1991, 1994) and was twice named NFC Defensive Player of the Year (1990, 1994). He finished with 100.5 career sacks, registering 10-or-more sacks six times during his career. He also either led or shared the team lead for sacks in each season he played for San Francisco, including 12 sacks as a rookie and a career-high and NFC-leading 16 sacks in 1990. His 66.5 sacks as a 49er rank second in franchise history. He holds the Super Bowl record with 4.5 sacks and his 11 postseason sacks rank tied for fifth in NFL history. Born January 6, 1964 in Gladys, VA.



JIMMY JOHNSON

Cornerback, 1961–76

49ers Hall of Fame Inductee: 2009

Pro Football Hall of Fame Inductee: 1994



Starter on both offense and defense at UCLA. Began 49ers career as a defensive back, moved to offense, then stayed at DB in his third season. Intercepted 47 passes for 615 yards, including five his rookie year. As a receiver in 1962 he caught 34 passes for 627 yards and four touchdowns. Recognized as one of the best man-to-man defenders in NFL history. Played in five Pro Bowls and twice won the prestigious Len Eshmont Award selected by his teammates for inspirational play. Born March 31, 1938 in Dallas, TX.



JOHN HENRY JOHNSON

Fullback, 1954–56

49ers Hall of Fame Inductee: 2009

Pro Football Hall of Fame Inductee: 1987



Was a member of what's been noted as the finest backfield in NFL history. The foursome known as "The Million Dollar Backfield" and "The Fabulous Foursome" included three other Hall of Famers—QB Y.A. Tittle and RBs Joe Perry and Hugh McElhenny. Gained 6,803 yards rushing, including 48 touchdowns. Also played for the Detroit Lions (1957–59), Pittsburgh Steelers (1960–65) and Houston Oilers (1966). Attended St. Mary's College and Arizona State University. Born November 24, 1929 in Waterproof, LA.



CHARLIE KRUEGER

Defensive Tackle, 1959–73

49ers Hall of Fame Inductee: 2009

Two-time Pro Bowl defensive tackle (1960, 1964). Received All-Pro recognition in 1960, 1965 and 1966. Had jersey retired in 1974.




RONNIE LOTT

Defensive Back, 1981–90

49ers Hall of Fame Inductee: 2009

Pro Football Hall of Fame Inductee: 2000

Known as one of the most ferocious and feared players in NFL history. Played in 10 Pro Bowls and won four Super Bowl Championships. Earned All-Pro honors at three different positions: cornerback, free safety and strong safety. Registered 1,161 career tackles, including five seasons with at least 100 tackles. Ranks tied for 6th in NFL history with 63 interceptions. Led the league in interceptions in 1986 and 1991 and returned five interceptions for touchdowns. Tied for the NFL record for postseason interceptions with nine. Named to the 75th Anniversary All-Time team, 1980's All-Decade team and Super Bowl Silver Anniversary team. Born May 8, 1959 in Albuquerque, NM.



HUGH McELHENNY

Halfback, 1952–60

49ers Hall of Fame Inductee: 2009

Pro Football Hall of Fame Inductee: 1970

One of only three players to gain over 11,000 yards carrying the ball. Scored 60 career touchdowns, 38 rushing, including a 42-yard touchdown run on his first pro play in preseason. In 1952 McElhenny had the longest punt return (94) and longest play from scrimmage (89). Scored two touchdowns in first Pro Bowl after his rookie year. Also played for Minnesota Vikings (1961–62), New York Giants (1963) and Detroit Lions (1964). Played college football at University of Washington. Born December 31, 1928 in Los Angeles, CA.



JOHN McVAY

San Francisco 49ers, 1979–2003

49ers Hall of Fame Inductee: 2013

His commitment and contributions to the 49ers help to form the rich traditions the team strives to carry on today. Played an integral role in the great success the franchise has achieved, helping to construct teams responsible for five Super Bowl victories. Joined the 49ers in 1979 as the team's Director of Player Personnel and went on to spend 21 seasons with the franchise. Among the many roles he filled throughout his tenure, served as Vice President and General Manager from 1983–1994 before retiring in 1995. Rejoined the 49ers in 1999 and served as Vice President/Director of Football Operations through the 2003 season. Born January 5, 1931 in Bellaire, OH.





EDWARD J. DeBARTOLO SR. 49ERS HALL OF FAME (CONT.)

JOE MONTANA

Quarterback, 1979–92

49ers Hall of Fame Inductee: 2009

Pro Football Hall of Fame Inductee: 2000



Solidified his place in pro sports annals with numerous NFL records and a legendary reputation as a leader. Finished his career with 40,551 yards passing and 273 touchdowns. Ranks second in team history with a 92.3 career passer rating and 62.3 completion percentage. Led league in passing in 1987 and '89. Won back-to-back NFL MVP awards in 1989 and '90. Named *Sports Illustrated* Sportsman-of-the-Year in 1990. Named Super Bowl MVP three times. Directed team to the playoffs 12 times and boasts a 95.6 passer rating in 23 postseason games. Holds NFL postseason record for touchdowns (45), while ranking second in 300-yard passing games (6), completions (460), attempts (734) and yards gained (5,772). Born June 11, 1956 in New Eagle, PA.



TONY AND VIC MORABITO

Founder/Owners, 1946–64

49ers Hall of Fame Inductee: 2010

Founder Tony Morabito (1946–1957) and Co-Owner Vic Morabito (1950–1964). The founding family and original owners of the San Francisco 49ers. Tony Morabito established the Bay Area's first major league professional sports franchise when the 49ers played their first season in 1946. The brothers from San Francisco transplanted the team from an upstart in the All-American Football Conference to a major NFL franchise in 1950. Signed future Pro Football Hall of Famers Joe Perry, Hugh McElhenny, John Henry Johnson, Y.A. Tittle, Bob St. Clair, Leo Nomellini and Jimmy Johnson and also attracted the likes of R.C. Owens, John Brodie, Charlie Krueger, Billy Wilson and many other top talents during their tenure. After Tony's passing in 1957, Vic retained control of the organization until his own death in 1964. Throughout both the AAFC and the NFL, the 49ers went 128–110–6 during Tony and Vic Morabito's era (including a trip to the AAFC Championship Game in 1949 and the NFC playoffs in 1957) and became one of the NFL's premier franchises.



LEO NOMEILLINI

Defensive Tackle, 1950–63

49ers Hall of Fame Inductee: 2009

Pro Football Hall of Fame Inductee: 1969



Was the first ever draft choice after the 49ers joined the NFL. Played every 49ers game for 14 seasons. Altogether, he played in 174 consecutive regular season games, including 10 trips to the Pro Bowl, and played in 266 contests. "The Lion" became one of the few to be named to an All-NFL team on both offense and defense. Retired at age 39. Played college ball at the University of Minnesota. Born June 19, 1924 in Lucca, Italy.




R.C. OWENS

Wide Receiver, 1957–61

49ers Hall of Fame Inductee: 2011

An eight-year NFL veteran, R.C. "Alley Oop" Owens spent his first five seasons as a member of the 49ers, totaling 177 receptions for 2,939 yards and 20 touchdowns with San Francisco. His most productive year came in 1961 when he started all 14 games, caught 55 passes for 1,032 yards and scored five touchdowns. A former college basketball star, Owens transferred his skills over to the football field and was notorious for out-leaping defensive backs for high arching passes from QB Y.A. Tittle. Thus, the origin of the term "Alley Oop" was created, and later became more well-known from its use in basketball. A free agent in 1962, Owens went on to play with the Baltimore Colts and New York Giants, before retiring following the 1964 season. After his playing career ended, Owens spent more than two decades working for the 49ers. In that time, he held various positions for the team, including Director of Training Camp and Director of Alumni Relations. Born November 12, 1934 in Shreveport, LA.



JOE PERRY

Fullback, 1948–60, '63


Kicking Coach/Game Scout, 1968–69

49ers Hall of Fame Inductee: 2009

Pro Football Hall of Fame Inductee: 1969



Was first player in NFL history to gain 1,000 yards in two consecutive seasons. His 9,723 rushing yards, in the AAFC and NFL combined, placed him second only to Jim Brown when he retired. Finished career with 12,505 combined yards. Nicknamed "The Jet" because of his quick starts. Also played for the Baltimore Colts (1961–62). Attended Compton Junior College. Born January 22, 1927 in Stevens, AR.



TOM RATHMAN


Fullback, 1986–93

Running Backs/Assistant Tight Ends Coach, 1996

Running Backs Coach, 1997–2002, 2009–16

49ers Hall of Fame Inductee: 2017

Originally selected by the 49ers in the third round (56th overall) of the 1986 NFL Draft, in eight seasons with the club (1986–93), Rathman played in 115 games (91 starts) and rushed for 1,902 yards and 26 touchdowns on 516 carries, while adding 294 receptions for 2,490 yards and eight touchdowns. A member of two Super Bowl Championship teams (Super Bowl XXIII & XXIV), Rathman also appeared in 14 postseason games (10 starts) and rushed for 287 yards and four touchdowns on 64 attempts in addition to 38 receptions for 327 and one touchdown. Following his playing career, Rathman returned to the 49ers late in the 1996 season as the team's running backs/assistant tight ends coach. In 1997, he was named the team's running backs coach, a position he held for six seasons (1997–2002). After spending three seasons away from the organization, Rathman returned to the 49ers to coach the running backs in 2009, a position he held for eight seasons (2009–16). Born October 7, 1962 in Grand Island, NE.





EDWARD J. DeBARTOLO SR. 49ERS HALL OF FAME (CONT.)

JERRY RICE


Wide Receiver, 1985–2000

49ers Hall of Fame Inductee: 2010

Pro Football Hall of Fame Inductee: 2010



Considered the best wide receiver in NFL history, Rice holds 14 regular season records and 10 postseason records. Among them, he is the all-time leader in career receptions (1,549), receiving yards (22,895) and touchdown receptions (197). Rice, a 10-time All-Pro was selected to 13 Pro Bowls and won three Super Bowl championships with the 49ers (1988, '89, '94). He was twice named AP NFL Offensive Player of the Year ('87, '93). Rice played his first 16 seasons in San Francisco, where he holds nearly every 49ers receiving record. Born October 13, 1962 in Starkville, MI.



GEORGE SEIFERT


Secondary Coach, 1980–82

Defensive Coordinator, 1983–88

Head Coach, 1989–96

49ers Hall of Fame Inductee: 2014

Spent 17 seasons with the 49ers after joining the franchise in 1980 as the team's secondary coach before being promoted to head coach in 1989. In his eight seasons as head coach of the 49ers, Seifert produced a 98–30 regular season record (.766) and collected two Super Bowl victories. Seifert is one of three coaches in NFL history to win a Super Bowl during his rookie campaign. Born January 22, 1940 in San Francisco, CA.




GORDY SOLTAU

Wide Receiver, 1950–58

49ers Hall of Fame Inductee: 2012

Played both kicker and wide receiver for San Francisco, retiring as the franchise's all-time leading scorer with 644 points. Played all 9 NFL seasons with the 49ers, missing just 2 games from 1950–58. Led the 49ers in scoring each year and led the NFL in scoring in 1952 and 1953. Earned 3 Pro Bowl Selections from 1951–53. In 1951, ranked 2nd in the NFL with 59 receptions for 826 receiving yards. Soltau finished his career with 249 receptions for 3,487 yards and 25 touchdowns. Converted 70-of-139 field goals for 303 points. Prior attending college in the Office of Strategic Services, an elite branch of the Navy, where he was one of the first combat divers during World War II. Played college ball at Minnesota. Born January 25, 1925 in Duluth, MN.



BOB ST. CLAIR

Tackle, 1953–64

49ers Hall of Fame Inductee: 2009

Pro Football Hall of Fame Inductee: 1990



Exceptional offensive lineman. Also played goal line defense and blocked 10 field goals in 1956. Once lost five teeth when blocking a punt. Earned All-NFL honors three times and made five Pro Bowl appearances. Attended University of San Francisco and Tulsa. Born February 18, 1931 in San Francisco, CA.



Y.A. TITTLE

Quarterback, 1951–60

Offensive Consultant, 1965–69

49ers Hall of Fame Inductee: 2009

Pro Football Hall of Fame Inductee: 1971



Had 17 years of NFL experience, finishing his career with 33,070 passing yards and 281 touchdowns (39 rushing). Won NFL Most Valuable Player Award in 1961 and '63. Threw 33 touchdown passes and a career-high 3,224 yards in 1962. In '63 he threw 36 touchdowns, completing 60.2 percent of his passes. Also played for the Baltimore Colts (1948–50) and the New York Giants (1961–64). Played college ball at Louisiana State University. Born October 24, 1926 in Marshall, TX.



BILL WALSH

Head Coach, 1979–88

49ers Hall of Fame Inductee: 2009

Pro Football Hall of Fame Inductee: 1993



Led "The Team of the '80s" to three Super Bowl titles (XVI, XIX, XXIII) in 10 years. Compiled a .617 winning percentage with a 102–63–1 mark that included 10 wins in 14 post-season games. Notorious for his reputation of being an outstanding offensive coach, Walsh developed what is now known as the "West Coast Offense." Named NFL Coach of the Year in 1981 and '84. Attended San Jose State. Born November 30, 1931 in Los Angeles, CA.





EDWARD J. DeBARTOLO SR. 49ERS HALL OF FAME (CONT.)

DAVE WILCOX

Linebacker, 1964–74

49ers Hall of Fame Inductee: 2009

Pro Football Hall of Fame Inductee: 2000



Nicknamed “The Intimidator” by coaches and teammates for his tough, hard-nosed playing style. Considered to be one of the finest outside linebackers to ever play the game. Earned seven Pro Bowl nominations and was a seven-time All-Pro selection. Was selected by his teammates as the Len Eshmont Award winner as the team’s most inspirational and courageous player in 1967. Had his best season as a professional in 1973, recording 104 tackles, 13 for loss, two interceptions, four forced fumbles and one fumble recovery. Born September 29, 1942 in Eugene, OR.



STEVE YOUNG


Quarterback, 1987–99

49ers Hall of Fame Inductee: 2009

Pro Football Hall of Fame Inductee: 2005



One of the greatest quarterbacks in NFL history, standing as the 3rd most accurate passer in league history and possessing an outstanding 96.8 quarterback rating. Dominating arm strength and mobility yielded 232 regular season touchdown tosses and 4,239 rushing yards during his years at Tampa Bay (1985–86) and San Francisco (1987–99). Recorded 28, 300-yard passing games during his prolific career. His 43 rushing touchdowns are the most by a quarterback in NFL history. Was a two-time NFL Most Valuable Player (1992 & 1994) and Super Bowl XXIX MVP. Earned 7 consecutive Pro Bowl nominations (1992–98) and was All-Pro (1992–94). His six touchdown passes in Super Bowl XXIX victory over San Diego stands as a Super Bowl record. Born October 11, 1961 in Salt Lake City, UT.





49ERS IN PRO FOOTBALL HALL OF FAME

POS	PLAYER	YEARS ON 49ERS	YEAR INDUCTED
G/T	Larry Allen	2006–07	2013
DE	Fred Dean	1981–85	2008
Owner	Edward J. DeBartolo Jr.	1977–2000	2016
DE	Richard Dent	1994	2011
LB	Chris Doleman	1996–98	2012
DB	Tony Dungy	1979	2016
LB	Kevin Greene	1997	2016
LB	Charles Haley	1986–91, '99	2015
WR	Bob Hayes	1975	2009
LB	Rickey Jackson	1994–95	2010
CB	Jimmy Johnson	1961–76	1994
FB	John Henry Johnson	1954–56	1987
DB	Ronnie Lott	1981–90	2000
HB	Hugh McElhenny	1952–60	1970

POS	PLAYER	YEARS ON 49ERS	YEAR INDUCTED
QB	Joe Montana	1979–92	2000
WR	Randy Moss	2012	2018
DT	Leo Nomellini	1950–63	1969
WR	Terrell Owens	1996–2003	2018
FB	Joe Perry	1946–60, '63	1969
WR	Jerry Rice	1985–2000	2010
CB	Deion Sanders	1994	2011
RB	O.J. Simpson	1978–79	1985
T	Bob St. Clair	1953–63	1990
QB	Y.A. Tittle	1951–60	1971
Coach	Bill Walsh	1979–88	1993
LB	Dave Wilcox	1964–74	2000
S	Rod Woodson	1997	2009
QB	Steve Young	1987–99	2005

49ERS RETIRED JERSEYS



QB Steve Young—Played for the 49ers from 1987–99 standing as the most accurate passer in league history with a 96.8 quarterback rating...Totaled 221 regular season touchdown passes and 3,581 rushing yards with the 49ers...His 43 rushing touchdowns are the most by a quarterback in NFL history...Was a two-time NFL Most Valuable Player (1992 & 1994) and Super Bowl XXIX MVP...Earned seven consecutive Pro Bowl nods (1992–98) and was All-Pro (1992–94). Inducted into Pro Football Hall of Fame in 2005...Had jersey retired in 2008.



S Ronnie Lott—Played for the 49ers from 1981–90...Played in 10 Pro Bowls and won four Super Bowl titles...Earned All-Pro honors at three different positions—cornerback, free safety and strong safety...Registered 1,161 career tackles, including five seasons with 100-or-more tackles...Ranks fifth in NFL history with 63 career interceptions...Holds NFL postseason record with nine interceptions in career...Inducted into Pro Football Hall of Fame in 2000...Had jersey retired in 2003.



QB John Brodie—Played for the 49ers from 1957–73...Holds the team record with 17 years of service...Ranks second in team history with 31,548 passing yards and third with 214 touchdown passes...Guided the 49ers to back-to-back NFC Championship games in 1970 and 1971...Was named NFL Most Valuable Player in 1970...Had jersey retired in 1973.



DT Charlie Krueger—Played for the 49ers from 1959–73...Two-time Pro Bowl defensive tackle (1960, 1964)...Received All-Pro recognition in the years 1960, 1965 and 1966...Had jersey retired in 1974.



T Leo Nomellini—Played for the 49ers from 1950–63...Did not miss a game during his 14-year career, playing in 174 consecutive regular season games...Selected to 10 Pro Bowls...Was first-ever NFL draft choice by 49ers...Was first-team All-Pro six times and second-team choice three times...Inducted into Pro Football Hall of Fame in 1969...Had jersey retired in 1971.



QB Joe Montana—Played for the 49ers from 1979–92...Led San Francisco to four Super Bowl Championships (1981, 1984, 1988, 1989)...Holds team records with 35,124 passing yards and 244 touchdown passes...Selected to eight Pro Bowls, including seven with the 49ers...Named NFL Most Valuable Player four times (1981, 1984, 1989, 1990) and Super Bowl MVP three times (XVI, XIX, XXIV)...Had jersey retired in 1997...Inducted into Pro Football Hall of Fame in 2000.



T Bob St. Clair—Played for the 49ers from 1953–63...Exceptional offensive lineman...Also played goal line defense and blocked 10 field goals in 1956...One of the tallest players in team history at 6–9...Named to Pro Bowl five times...Earned All-NFL honors three times in career...Local product, attended University of San Francisco and Polytechnic High in San Francisco...Inducted into Pro Football Hall of Fame in 1990...Had jersey retired in 2001.



RB Joe Perry—Played 14 years in two stints for the 49ers from 1948–60 and 1963...Finished career as team's all-time leading rusher with 7,344 yards...Scored 351 points, including team-record 50 rushing touchdowns, during career...Led team in rushing eight seasons, including seven consecutive (1949–55)...Named NFL Player-of-the-Year by UPI in 1954 and 1955...Inducted into Pro Football Hall of Fame in 1969...Had jersey retired in 1971.



WR Jerry Rice—Played for the 49ers from 1985–2000...Holds 14 regular season records and 10 postseason records...Among them, he is the all-time leader in career receptions (1,549), receiving yards (22,895) and touchdown receptions (197)...A 10-time All-Pro, was selected to 13 Pro Bowls and won three Super Bowl championships with the 49ers (1988, 1989, 1994)...Twice named AP NFL Offensive Player of the Year (1987, 1993)...Played his first 16 seasons in San Francisco, where he holds nearly every 49ers receiving record...Had jersey retired in 2010.



DB Jimmy Johnson—Played for the 49ers from 1961–76...Holds team record with 212 games played during career...Finished with 47 interceptions to rank second in team history...Selected to five Pro Bowls and named Len Eshmont Award winner twice...Played wide receiver in second season before becoming full-time defensive back in 1963...Named first-team All-Pro four times (1969, 1970, 1971, 1972)...Had jersey retired in 1977...Inducted into Pro Football Hall of Fame in 1994.



WR Dwight Clark—Played for the 49ers from 1979–87...Finished with 506 receptions for 6,750 yards and 48 touchdowns...Ranks fourth on 49ers all-time receptions list and third in receiving yards...Two-time Pro Bowler (1981, 1982) and first-team All-Pro in 1982 and 1983...Had jersey retired in 1988.



RB Hugh McElhenny—Played for the 49ers from 1952–60...Rushed for 4,288 yards on 877 carries and 35 touchdowns for San Francisco...Was named NFL Player of the Year and NFL Rookie of the Year in 1952...Selected to five Pro Bowls...Led team in rushing in 1956 and 1957...Inducted into Pro Football Hall of Fame in 1970...Had jersey retired in 1971.



PRO BOWL 49ERS

1950 (JAN. 14, 1951)

Frank Albert, QB
Visco Grgich, G
Leo Nomellini, T
Norm Standlee, FB
John Strzyski, HB

1951 (JAN. 12, 1952)

Jim Cason, HB
Ray Collins, T
Leo Nomellini, T
* Gordy Soltau, E

1952 (JAN. 10, 1953)

Ed Henke, E
* Bill Johnson, C
Hugh McElhenny, HB
Leo Nomellini, T
Joe Perry, FB
Gordy Soltau, E

1953 (JAN. 17, 1954)

* Bill Johnson, C
Hugh McElhenny, HB
Art Milchalik, G
* Leo Nomellini, T
* Joe Perry, FB
* Gordy Soltau, E
Y.A. Tittle, QB

1954 (JAN. 16, 1955)

* Bruno Banducci, G
Al Carapella, T
Jim Cason, HB
* John Henry Johnson, HB
* Joe Perry, FB
* Y.A. Tittle, QB
*+ Billy Wilson, E

1955 (JAN. 15, 1956)

Dick Moegle, HB
Bob Toneff, T
* Billy Wilson, E

1956 (JAN. 13, 1957)

* Hugh McElhenny, HB
Leo Nomellini, T
* Bob St. Clair, T
* Billy Wilson, E

1957 (JAN. 12, 1958)

Marv Matuszak, LB
*+ Hugh McElhenny, HB
Leo Nomellini, T
* Y.A. Tittle, QB
* Billy Wilson, E

1958 (JAN. 11, 1959)

* Hugh McElhenny, HB
Jerry Mertens, HB
Leo Nomellini, T
* Bob St. Clair, T
* Billy Wilson, E

1959 (JAN. 17, 1960)

Dave Baker, HB
Leo Nomellini, T
* Bob St. Clair, T
* J.D. Smith, FB
* Billy Wilson, E
Abe Woodson, DHB

1960 (JAN. 15, 1961)

* Bruce Bosley, G
Charlie Krueger, DT
Leo Nomellini, T
* Bob St. Clair, T
Abe Woodson, DHB

1961 (JAN. 14, 1962)

* Ted Connolly, G
Eddie Dove, DHB
Leo Nomellini, T
* Bob St. Clair, T
* Abe Woodson, DHB

1962 (JAN. 13, 1963)

* Tommy Davis, K
Matt Hazeltine, LB
* J.D. Smith, FB
* Abe Woodson, DHB

1963 (JAN. 12, 1964)

* Tommy Davis, K
Abe Woodson, DHB

1964 (JAN. 10, 1965)

Matt Hazeltine, LB
Charlie Krueger, DT
Dave Parks, E

1965 (JAN. 16, 1966)

* Bruce Bosley, C
* John Brodie, QB
John David Crow, HB
* Dave Parks, E
* Walt Rock, T
* Ken Willard, FB

1966 (JAN. 22, 1967)

Bruce Bosley, C
* Howard Mudd, G
* Dave Parks, E
Walt Rock, T
John Thomas, T
Dave Wilcox, LB
Ken Willard, FB

1967 (JAN. 21, 1968)

Bruce Bosley, C
Howard Mudd, G

1968 (JAN. 19, 1969)

* Kermit Alexander, CB
* Clifton McNeil, E
* Howard Mudd, G
* Dave Wilcox, LB
* Ken Willard, FB

1969 (JAN. 18, 1970)

Elmer Collett, G
Jimmy Johnson, CB
Gene Washington, WR
* Dave Wilcox, LB
Ken Willard, FB

1970 (JAN. 24, 1971)

* John Brodie, QB
* Jimmy Johnson, CB
Len Rohde, T
* Gene Washington, WR
Dave Wilcox, LB

1971 (JAN. 23, 1972)

* Forrest Blue, C
* Cedrick Hardman, DE
* Jimmy Johnson, CB
* Ted Kwalick, TE
Bruce Taylor, CB
* Gene Washington, WR
Vic Washington, RB
* Dave Wilcox, LB

1972 (JAN. 21, 1973)

* Forrest Blue, C
* Jimmy Johnson, CB
* Ted Kwalick, TE
Woody Peoples, G
* Gene Washington, WR
* Dave Wilcox, LB

1973 (JAN. 20, 1974)

* Forrest Blue, C
* Ted Kwalick, TE
Woody Peoples, G
* Dave Wilcox, LB
* Tom Wittum, P

1974 (JAN. 20, 1975)

Forrest Blue, C
Jimmy Johnson, CB
* Tom Wittum, P

1975 (JAN. 26, 1976)

* Cedrick Hardman, DE

1976 (JAN. 17, 1977)

* Cleveland Elam, DT
* Tommy Hart, DE
Dave Washington, LB
Delvin Williams, RB

1977 (JAN. 23, 1978)

* Cleveland Elam, DT

1978 (JAN. 29, 1979)

None

1979 (JAN. 27, 1980)

None

1980 (FEB. 1, 1981)

None

1981 (JAN. 31, 1982)

Dwight Clark, WR
* Randy Cross, G
Fred Dean, DE
Dwight Hicks, S
* Ronnie Lott, CB
* Joe Montana, QB

1982 (FEB. 6, 1983)

* Dwight Clark, WR
* Randy Cross, G
Dwight Hicks, S
Ronnie Lott, CB

1983 (JAN. 29, 1984)

Fred Dean, DE
Dwight Hicks, S
* Ronnie Lott, CB
Joe Montana, QB
49ers Coaching Staff

1984 (JAN. 27, 1985)

* Randy Cross, G
Keith Fahnhorst, T
* Dwight Hicks, S
* Ronnie Lott, CB
* Joe Montana, QB
* Fred Quillan, C
Keena Turner, LB
Wendell Tyler, RB
Carlton Williamson, S
Eric Wright, CB

1985 (FEB. 2, 1986)

Michael Carter, NT
* Roger Craig, FB
*+ Joe Montana, QB
Fred Quillan, C
* Carlton Williamson, S
*+ Eric Wright, CB

1986 (FEB. 1, 1987)

* Ronnie Lott, S
* Jerry Rice, WR

1987 (FEB. 7, 1988)

* Michael Carter, NT
Roger Craig, RB
* Ronnie Lott, S
* Joe Montana, QB
* Jerry Rice, WR

1988 (JAN. 29, 1989)

Michael Carter, NT
* Roger Craig, RB
Charles Haley, LB—DE
* Ronnie Lott, S
* Jerry Rice, WR
John Taylor, WR

1989 (FEB. 4, 1990)

Roger Craig, RB
* Ronnie Lott, S
Guy McIntyre, G
* Joe Montana, QB
* Jerry Rice, WR
John Taylor, WR

1990 (FEB. 3, 1991)

* Charles Haley, LB—DE
* Ronnie Lott, S
Guy McIntyre, G
*+ Joe Montana, QB
* Jerry Rice, WR
49ers Coaching Staff

1991 (FEB. 2, 1992)

Charles Haley, LB—DE
* Guy McIntyre, G
* Jerry Rice, WR

1992 (FEB. 7, 1993)

* Pierce Holt, DL
Brent Jones, TE
* Guy McIntyre, G
* Jerry Rice, WR
Steve Wallace, T
Ricky Watters, RB
* Steve Young, QB
49ers Coaching Staff

1993 (FEB. 6, 1994)

* Harris Barton, T
Brent Jones, TE
* Tim McDonald, SS
Guy McIntyre, G
* Jerry Rice, WR
Jesse Sapolu, C
Ricky Watters, RB
Steve Young, QB
49ers Coaching Staff

1994 (FEB. 5, 1995)

* Merton Hanks, FS
* Brent Jones, TE
Tim McDonald, SS
Bart Oates, C
* Jerry Rice, WR
* Deion Sanders, CB
Jesse Sapolu, G
Dana Stubblefield, DT
Ricky Watters, RB
* Steve Young, QB

1995 (FEB. 4, 1996)

* Eric Davis, CB
* Merton Hanks, FS
Brent Jones, TE
Tim McDonald, SS
Ken Norton Jr., LB
Bart Oates, C
*+ Jerry Rice, WR
Dana Stubblefield, DT
* Lee Woodall, LB
Steve Young, QB

1996 (FEB. 2, 1997)

* Merton Hanks, FS
* Jerry Rice, WR
* Bryant Young, DT
Steve Young, QB

1997 (FEB. 1, 1998)

Chris Doleman, DE
Kevin Gogan, G
* Merton Hanks, FS
Ken Norton, Jr., LB
* Dana Stubblefield, DT
Lee Woodall, LB
Steve Young, QB

1998 (FEB. 7, 1999)

Garrison Hearst, RB
* Kevin Gogan, G
Jerry Rice, WR
* Steve Young, QB
Winfred Tubbs, LB

1999 (FEB. 6, 2000)

* Lance Schulters, S
Bryant Young, DT

2000 (FEB. 4, 2001)

Jeff Garcia, QB
Charlie Garner, RB
Terrell Owens, WR

2001 (FEB. 9, 2002)

Ray Brown, G
Jeff Garcia, QB
Garrison Hearst, RB
Jeremy Newberry, C
* Terrell Owens, WR
Bryant Young, DT

2002 (FEB. 2, 2003)

Jeff Garcia, QB
Jeremy Newberry, C
* Terrell Owens, WR
Julian Peterson, LB
* Ron Stone, G
Bryant Young, DT

2003 (FEB. 8, 2004)

* Fred Beasley, FB
Terrell Owens, WR
Julian Peterson, LB

2004 (FEB. 13, 2005)

Brian Jennings, need player

2005 (FEB. 12, 2006)

None

2006 (FEB. 10, 2007)

* Frank Gore, RB
* Larry Allen, G
Walt Harris, CB

2007 (FEB. 10, 2008)

Patrick Willis, LB
* Andy Lee, P

2008 (FEB. 8, 2009)

* Patrick Willis, LB

2009 (JAN. 31, 2010)

* Vernon Davis, TE
* Andy Lee, P
*+ Patrick Willis, LB
Frank Gore, RB
Justin Smith, DT

2010 (JAN. 30, 2011)

* Patrick Willis, LB
Justin Smith, DT

2011 (JAN. 29, 2012)

* David Akers, K
Dashon Goldson, S
Frank Gore, RB
* Brian Jennings, LS
* Andy Lee, P
* Carlos Rogers, CB
* Justin Smith, DT
* Joe Staley, T
* Patrick Willis, LB

2012 (JAN. 27, 2013)

NaVorro Bowman, LB
Ahmad Brooks, LB
Frank Gore, RB
* Dashon Goldson, S
* Mike Iupati, G
* Aldon Smith, LB
* Justin Smith, DT
* Joe Staley, T
* Donte Whitner, S
* Patrick Willis, LB

% 49ers did not participate as the team advanced to Super Bowl XLVII

2013 (JAN. 26, 2014)

NaVorro Bowman, LB
Ahmad Brooks, LB
Vernon Davis, TE
Frank Gore, RB
Mike Iupati, G
Justin Smith, DT
Eric Reid, S
Joe Staley, T
Patrick Willis, LB

2014 (JAN. 25, 2015)

Antoine Bethea, S
Mike Iupati, G
Joe Staley, T

2015 (JAN. 31, 2016)

NaVorro Bowman, LB
Joe Staley, T

2016 (JAN. 29, 2017)

None

2017 (JAN. 28, 2018)

* Kyle Juszczyk, FB
Joe Staley, T



ALL-PRO 49ERS

- 1946** — Alyn Beals E (First Team UPI, AAFC), Bruno Banducci G (First Team UPI, NYN, AAFC), Frank Albert QB (First Team NYN), Norm Standlee F (Second Team UPI, NYN, AAFC), Garland Gregory G (Second Team NYN)
- 1947** — Bruno Banducci G (First Team AP, NYN, CO, AAFC), Bob Bryant T (First Team CB), Alyn Beals E (Second Team CB, AAFC), John Woudenberg T (Second Team AP, AAFC), John Strykalski H (Second Team AAFC), Norm Standlee F (Second Team AAFC), Garland Gregory G (Second Team CB)
- 1948** — Alyn Beals E (First Team UPI, NYN, AAFC), John Strykalski H (First Team UPI, NYN, AAFC), John Woudenberg T (First Team NYN), Riley Matheson G (Second Team NYN, AAFC), Frank Albert QB (First Team SN, SP, NYN), Bruno Banducci G (Honorable Mention AP, SN)
- 1949** — Alyn Beals E (First Team UPI, NYN, IN, AAFC) Visco Grgich G (First Team UPI, NYN, AAFC), Joe Perry B (First Team UPI, NYN, AAFC), Frank Albert QB (First Team AAFC), John Woudenberg T (Honorable Mention UPI), Bruno Banducci G (Honorable Mention UPI), Bill Johnson C (Honorable Mention UPI), Jim Cason H (First Team IN), Jim Strykalski H (Honorable Mention UPI)
- 1950** — John Strykalski H (Second Team AP), Visco Grgich G (Honorable Mention AP, UPI), Frank Albert QB (Honorable Mention AP), Joe Perry F (Honorable Mention AP)
- 1951** — Leo Nomellini T (First Team AP) Gordy Soltau E (Second Team UPI), Bruno Banducci G (Second Team AP, UPI), Joe Perry F (Honorable Mention AP)
- 1952** — *1 Hugh McElhenny HB (First Team AP, UPI, NYN), Leo Nomellini DT (First Team AP, UPI, NYN), Gordy Soltau E (First Team AP, UPI, NYN), Bob Toneff T (Second Team AP, UPI, NYN), Bruno Banducci G (First Team NYN), Bill Johnson C (Second Team AP, NYN), Joe Perry RB (Honorable Mention AP, UPI), Ed Henke DE (Second Team UPI, NYN), Visco Grgich G (Honorable Mention UPI), Hardy Brown LB (Second Team NYN), Lowell Wagner DB (Second Team NYN), Jim Cason DB (Honorable Mention AP)
- 1953** — Bruno Banducci G (First Team UPI), Hugh McElhenny HB (First Team AP, UPI, NYN), Leo Nomellini DT (First Team AP, UPI, NYN, PFD), Joe Perry FB (First Team AP, UPI, NYN, PFD), Gordy Soltau E (Second Team UPI), Bob St. Clair T (Second Team UPI), Bill Johnson C (Second Team UPI), Y.A. Tittle QB (Honorable Mention AP), Charley Powell DE (Honorable Mention), Art Michalik G (Second Team NYN), Hardy Brown LB (Honorable Mention AP, UPI)
- 1954** — Bruno Banducci G (First Team AP, UPI, SN, NYN), Leo Nomellini DT (First Team AP, UPI, NYN), Joe Perry FB (First Team AP, UPI, SN, PFD), Billy Wilson E (Second Team AP, UPI, NYN), Bob St. Clair T (Second Team AP, UPI, NYN), Bill Johnson C (First Team NYN), Hugh McElhenny RB (Second Team AP, UPI, SN), John Henry Johnson RB (Second Team UPI, NYN), Bob Toneff DT (Honorable Mention UPI)
- 1955** — Bob St. Clair T (First Team UPI, NEA), Bob Toneff DT (First Team AP, SN, NYN), Billy Wilson E (First Team UPI, NEA, SN, NYN), Bill Johnson C (Second Team NEA), Joe Perry RB (Honorable Mention AP), Hardy Brown LB (Honorable Mention AP), Rex Berry DB (Second Team NEA)
- 1956** — Bob St. Clair T (First Team NEA), Billy Wilson E (Second Team AP, UPI, NEA), Hugh McElhenny RB (Second Team AP, UPI, NEA, NYN)
- 1957** — Marv Matuszak LB (First Team AP, UPI, NEA), Leo Nomellini DT (First Team AP, UPI), *2 Y.A. Tittle QB (First Team AP, UPI, NYN), Billy Wilson E (First Team AP, UPI, NEA, NYN), Dickey Moegle RB (First Team NYN), Clyde Conner E (Second Team NYN), Hugh McElhenny RB (Second Team AP, NEA)
- 1958** — Billy Wilson E (Second Team NEA, NYN, FW), Bob St. Clair T (Second Team AP, NEA, FW), Dickey Moegle RB (Second Team FW)
- 1959** — Leo Nomellini DT (First Team AP, UPI, NEA, NYN, HE, DN), J.D. Smith RB (First Team UPI, DN), Abe Woodson CB (First Team AP, UPI), Billy Wilson E (Second Team NEA), Bob St. Clair T (Honorable Mention UPI), Bruce Bosley G (Second Team AP), Matt Hazeltine LB (Honorable Mention UPI), Dave Baker S (Honorable Mention UPI), Eddie Dove S (Honorable Mention UPI)
- 1960** — Abe Woodson CB (First Team AP, NYN), R.C. Owens E (Second Team AP), Bob St. Clair T (First Team NEA), Bruce Bosley G (Second Team UPI, NEA, NYN), Charlie Krueger DE (Second Team AP), Leo Nomellini DT (Second Team AP, NYN), Matt Hazeltine LB (Honorable Mention UPI), Dave Baker S (Second Team AP, UPI, NEA, NYN, DN)
- 1961** — Abe Woodson CB (First Team NYN), Bob St. Clair T (Second Team NEA), Bruce Bosley G (Second Team NEA), Leo Nomellini DT (Second Team NEA), Eddie Dove S (Second Team UPI), Hugh McElhenny RB (Honorable Mention NEA), J.D. Smith RB (Honorable Mention NEA), Dave Baker S (Honorable Mention NEA)
- 1962** — Abe Woodson CB (First Team NEA, FN), Bob St. Clair T (Second Team AP), Leo Nomellini DT (Second Team UPI), Matt Hazeltine LB (Second Team AP, UPI, NEA), J.D. Smith RB (Honorable Mention UPI)
- 1963** — Abe Woodson CB (First Team NEA), Bob St. Clair T (Second Team NEA), Matt Hazeltine LB (Honorable Mention AP, NEA)
- 1964** — Matt Hazeltine LB (First Team CBS), Jimmy Johnson CB (Second Team NEA)
- 1965** — Dave Parks SE (First Team AP, NEA, UPI, NYN, FN, DN), John Brodie QB (First Team FN, NEA), Bernie Casey E (Honorable Mention UPI), Len Rohde T (Honorable Mention UPI), John Thomas T (Honorable Mention UPI), Ken Willard RB (Second Team AP, UPI, NEA), Clark Miller DE (Honorable Mention UPI), Charlie Krueger DT (Second Team AP), Matt Hazeltine LB (Honorable Mention UPI), Jimmy Johnson CB (Second Team AP, NEA)
- 1966** — Dave Parks SE (First Team NEA, DN), John Thomas G (First Team AP, NEA), Bernie Casey E (Honorable Mention UPI), Howard Mudd G (Honorable Mention UPI), Bruce Bosley C (Second Team NYN, NEA), Ken Willard RB (Honorable Mention UPI), Charlie Krueger DT (Honorable Mention UPI), Dave Wilcox LB (Second Team UPI, NEA), Jimmy Johnson CB (Second Team AP, UPI)
- 1967** — Howard Mudd G (First Team NEA), Dave Wilcox LB (First Team NEA)
- 1968** — Clifton McNeil WR (First Team AP, PWA, NEA, UPI, NYN, FN, DN), Howard Mudd G (First Team AP, NEA, UPI, PF, NYN, FN, DN), Cas Banaszek T (Second Team FN), Ken Willard RB (Second Team UPI), Kermit Alexander CB (Second Team UPI, NYN, FN), Jimmy Johnson CB (Second Team NEA)
- 1969** — Jimmy Johnson CB (First Team NEA), Len Rohde T (Second Team NEA), Dave Wilcox LB (Second Team UPI, NEA, SI)
- 1970** — *3 John Brodie QB (First Team AP, NEA, PFWA, FN, PFW), Jimmy Johnson CB (First Team AP, NEA, PFWA, SI, PFW), Gene Washington WR (First Team AP, NEA, PFWA, FN, SI, PFW, DN), Dave Wilcox OLB (First Team NEA, Second Team UPI)
- 1971** — Forrest Blue C (First Team AP, PFWA, FN, SI), Cedrick Hardman DE (First Team SI), Jimmy Johnson CB (First Team AP, NEA, PFWA, FN, SI, DN), Ted Kwalick TE (Second Team PFWA, NEA, FN), Gene Washington WR (Second Team PFWA, NEA, FN), Dave Wilcox OLB (First Team AP, NEA, PFWA), Bruce Taylor CB (Second Team FN)
- 1972** — Forrest Blue C (First Team AP, PFWA, FN, SI, DN), Jimmy Johnson CB (First Team AP, NEA, PFWA, SI), Ted Kwalick TE (First Team AP, NEA, FN, DZ), Gene Washington (First Team AP, PFWA, DN), Dave Wilcox OLB (First Team AP, NEA, PFWA, SI), Cedrick Hardman DE (Second Team FN)
- 1973** — Forrest Blue C (First Team AP, PFWA), Dave Wilcox OLB (First Team NEA, PFWA, FN), Ted Kwalick TE (First Team NYN)
- 1974** — Forrest Blue C (Second Team FN)
- 1975** — Cedrick Hardman DE (Second Team NEA)
- 1976** — Tommy Hart DE (First Team NEA, PFWA, FN), Cleveland Elam DT (Second Team NEA)
- 1977** — Cleveland Elam DT (First Team AP, NEA, PFWA, SI, NYN, CPW)
- 1978** — None
- 1979** — None
- 1980** — Randy Cross G (Second Team NEA)
- 1981** — Randy Cross G (First Team NEA, PFWA, FD), *4 Fred Dean DE (First Team AP, PFWA, SN, FD), Dwight Hicks S (First Team FD), Ronnie Lott CB (First Team AP, NEA, PFWA, SN, FD, SI), *5 Joe Montana QB (Second Team AP, NEA, FD), Jack Reynolds LB (Second Team FD), Ray Wersching K (Honorable Mention SI)
- 1982** — *6 Dwight Clark WR (First Team AP, NEA, PFWA, FD, SI), Keena Turner LB (Second Team NEA), Ronnie Lott CB (First Team FD)
- 1983** — Keith Fahnhorst T (First Team NEA, CPNW, SI, USA), Ronnie Lott CB (First Team PFWA, FD), Joe Montana QB (Second Team NEA, CPNW), Fred Dean (First Team FI), Dwight Hicks FS (Second Team CPNW)
- 1984** — Randy Cross G (Second Team AP, NEA, FD), Keith Fahnhorst T (First Team AP, NEA, PFWA, CPNW, SI, USA), *7 Joe Montana, QB (Second Team AP, NEA, CPNW, FD), Eric Wright, CB (Second Team AP), Fred Quillan C (Second Team CPNW), Ronnie Lott CB (Second Team FD), Keena Turner LB (Second Team CPNW), Dwight Hicks FS (Second Team CPNW)
- 1985** — Michael Carter NT (Second Team AP, CPNW), Roger Craig FB (First Team CPNW), Randy Cross G (First Team NEA), Keith Fahnhorst T (Second Team NEA), Keena Turner LB (Second Team NEA), Eric Wright CB (First Team AP, NEA, SN, CPNW, FD, SI), Joe Montana QB (Second Team CPNW), Carlton Williamson SS (Second Team CPNW)
- 1986** — Michael Carter NT (First Team NEA, USA), Randy Cross G (Second Team AP, NEA), Ronnie Lott S (First Team AP, NEA, PFWA, CPNW, FD, FI, USA), *8 Jerry Rice WR (First Team AP, NEA, PFWA, SN, CPNW, FD, SI, FI, USA)
- 1987** — Michael Carter NT (First Team AP, NEA, PFWA, SN, CPNW, FD, FI), Ronnie Lott S (First Team AP, PFWA, SN, CPNW, FD, USA), Joe Montana QB (First Team AP, PFWA, FD, SI, FI, USA), *9 Jerry Rice WR (First Team AP, NEA, PFWA, SN, CPNW, FD, SI, FI, USA), Don Griffin CB (First Team CPNW), Jeff Fuller SS (Second Team CPNW)



ALL-PRO 49ERS (CONT.)

- 1988** — Michael Carter NT (First Team NEA, CPNW), *10 Roger Craig RB (First Team AP, PFWA, NEA, SN, CPNW, FD, SI, FI, USA), Ronnie Lott S (First Team NEA), *11 Jerry Rice WR (First Team AP, PFWA, SN, FD, USA), *12 John Taylor WR (First Team PFWA, SN, CPNW, FI), Harris Barton T (Honorable Mention AP), Randy Cross C (Honorable Mention AP), Joe Montana QB (Honorable Mention AP), Charles Haley OLB (First Team FI), Tim McKyer CB (First Team CPNW, USA)
- 1989** — Mike Cofer K (First Team AP, NEA, CPNW, FD), Ronnie Lott S (First Team AP, PFWA, SI, USA), *13 Joe Montana QB (First Team AP, PFWA, NEA, SN, CPNW, SI, FD, FI, USA), Jerry Rice WR (First Team AP, PFWA, NEA, SN, CPNW, SI, FD, FI, USA), John Taylor (Second Team AP – Kick Returner), Guy McIntyre G (First Team CPNW, FD), Michael Walter ILB (Second Team NEA)
- 1990** — *14 Charles Haley LB–DE (First Team AP, NEA, PFWA, SI, FD, FI, NA, USA), Ronnie Lott S (First Team AP, NEA, PFWA, SI, FD, USA), *15 Joe Montana QB (First Team AP, NEA), *16 Jerry Rice WR (First Team AP, NEA, PFWA, CPNW, SI, SN, FD, FI, NA, USA), Brent Jones TE (Honorable Mention AP), Steve Wallace T (Honorable Mention AP), Guy McIntyre G (Second Team CPNW), Harris Barton T (Second Team NA), Jesse Sapolu C (Honorable Mention AP), Kevin Fagan DE (First Team NA), Pierce Holt DE (Second Team NA), Michael Carter NT (Honorable Mention AP), Matt Millen LB (Honorable Mention AP)
- 1991** — Jerry Rice WR (First Team SN), Harris Barton T (First Team SI), Steve Wallace T (Second Team CPNW), Guy McIntyre G (Honorable Mention AP), Michael Carter NT (Honorable Mention AP), John Taylor KR (Honorable Mention AP)
- 1992** — Harris Barton T (First Team AP, PFWA, SI, FD, USA), Pierce Holt DE (Second Team NEA, AP), Brent Jones TE (First Team NEA, CPNW), Guy McIntyre G (First Team CPNW, FI, USA), Jerry Rice WR (First Team AP, NEA, PFWA, CP, SI, SN, FD, FI, USA), Steve Wallace T (First Team PFWA, CPNW), *17 Steve Young (First Team AP, NEA, PFWA, CPNW, SI, SN, FD, FI), Ricky Watters RB (Honorable Mention AP), Michael Carter DT (Honorable Mention AP), Jesse Sapolu C (Honorable Mention AP), Roy Foster G (First Team USA), George Seifert Coach (Second Team CPNW)
- 1993** — Harris Barton T (First Team AP, PFWA, SN, CPNW, USA), Brent Jones TE (First Team USA), Tim McDonald S (First Team CPNW, FD), *18 Jerry Rice WR (First Team AP, PFWA, SN, CPNW, SI, FD, FI, USA), Steve Young QB (First Team AP, PFWA, CPNW, FD, FI), Steve Wallace T (First Team FD), Guy McIntyre G (First Team FD, FI), Jesse Sapolu C (Honorable Mention AP), Dana Stubblefield DT (Honorable Mention AP), Merton Hanks FS (First Team SI)
- 1994** — Merton Hanks FS (First Team SN, CPNW, USA, SI, FD, USA), Brent Jones TE (Second Team AP), Jerry Rice WR (First Team AP, PFWA, SN, CPNW, SI, FD, FI, USA), Deion Sanders CB (First Team AP, PFWA, CPNW, SN, SI, FD, FI, USA), *19 Steve Young QB (First Team AP, PFWA, SN, CPNW, SI, FD, FI, USA), Dana Stubblefield DT (First Team FI, USA), Ken Norton Jr. MLB (Honorable Mention AP), Steve Wallace T (Honorable Mention AP), Jesse Sapolu G (Honorable Mention AP), Bart Oates C (Honorable Mention AP), Tim McDonald SS (Second Team FD)
- 1995** — Merton Hanks FS (First Team AP, PFWA, SN, CPNW, FD, FI, USA, SI), Ken Norton Jr. LB (First Team AP, PFWA, CPNW, FD, FI), Eric Davis CB (First Team AP, PFWA, CPNW), Jerry Rice WR (First Team AP, PFWA, SN, CPNW, FD, FI, USA, SI), Brent Jones TE (Honorable Mention AP), Harris Barton T (Honorable Mention AP), Jesse Sapolu G (Honorable Mention AP), Tim McDonald SS (Second Team AP, CPNW, FD), Kirk Scrafford G (Honorable Mention AP), Bart Oates C (Honorable Mention AP), Steve Young QB (Second Team AP), Dana Stubblefield DT (First Team CPNW, FI), Bryant Young DT (Honorable Mention AP), Gary Plummer LB (Honorable Mention AP), Lee Woodall LB (Second Team CPNW, FD)
- 1996** — Jerry Rice WR (First Team AP, CPNW, PFWA, SN, FD, FI, USA), Jesse Sapolu C (Second Team CPNW), Roy Barker DE (Honorable Mention AP), Bryant Young DT (First Team AP, PFWA, SN, CPNW, FD, SI, FI, USA), Dana Stubblefield DT (Second Team CPNW), Ken Norton Jr. MLB (First Team SI), Marquez Pope CB (Honorable Mention AP), Merton Hanks FS (First Team AP, USA, CPNW), Tim McDonald SS (Honorable Mention AP), Jeff Wilkins K (Honorable Mention AP)
- 1997** — *20 Dana Stubblefield DT (First Team AP, SI, PFWA, PFW, FI, CPNW, SN, SI, FD), Merton Hanks FS (First Team CPNW, FD), Chris Doleman DE (Second Team CPNW), Bryant Young DT (Second Team CPNW), Steve Young QB (Second Team CPNW, FD), Kevin Gogan G (First Team FI)
- 1998** — Kevin Gogan G (First Team CPFW), Merton Hanks FS (First Team USA), Garrison Hearst RB (Second Team CPFW, FN), Terrell Owens WR (Second Team FN), Bryant Young DT (First Team SN), Steve Young QB (First Team SN)
- 1999** — Bryant Young DT (Second Team AP, CPFN, FD)
- 2000** — Terrell Owens WR (First Team AP), Ray Brown G (Second Team CPNW)
- 2001** — Terrell Owens WR (First Team AP, PFW, FD, CPNW, SN), Ray Brown G (Second Team AP, FD, CPNW), Scott Gragg T (Second Team FD), Bryant Young DT (First Team CPNW, Second Team AP, FD)
- 2002** — Fred Beasley FB (First Team SI, FD, Second Team AP), Derrick Deese T (First Team SI, Second Team FD), Jeremy Newberry C (First Team PFW), Terrell Owens WR (First Team AP, SI, PFW, FD, SN), Tony Parrish S (First Team SI, FD), Julian Peterson LB (First Team CPNW, Second Team AP, FD), Ron Stone G (First Team PFW, FD)
- 2003** — Fred Beasley FB (First Team FD, Second Team AP), Tony Parrish S (First Team PFW, Second Team AP), Julian Peterson LB (First Team AP, SI, PFW, FD, SN), Ron Stone G (Second Team FD)
- 2004** — None
- 2005** — None
- 2006** — *Frank Gore RB (Second Team AP, First Team USA, All–NFC PFWA), Walt Harris CB (All–NFC PFWA)
- 2007** — *Patrick Willis LB (First Team AP, SN, SI, PFWA, All–Rookie PFWA), Andy Lee P (First Team AP, PFWA), Michael Robinson RB (First Team SI – special teams)
- 2008** — Patrick Willis LB (Second Team AP)
- 2009** — *Patrick Willis LB (First Team AP, SN, SI, PFWA, PFW), Andy Lee P (Second Team AP)
- 2010** — Patrick Willis LB (First Team AP)
- 2011** — David Akers K (First Team AP, SI, DMN), NaVorro Bowman LB (First Team AP), Andy Lee P (First Team AP, SI, DMN, SN, PFW/PFWA), Carlos Rogers CB (Second Team AP), Justin Smith DT (First Team AP @ DT, Second Team AP @ DE, SI, DMN, PFW/PFWA), Joe Staley T (Second Team AP), Patrick Willis LB (First Team AP, SN, PFW/PFWA)
- 2012** — NaVorro Bowman LB (First Team AP), Ahmad Brooks LB (Second Team AP, SI), Anthony Davis T (SI), Dashon Goldson S (First Team AP, SI), Mike Iupati G (First Team AP, SI, PFW/PFWA), Andy Lee P (First Team AP, PFW/PFWA), Aldon Smith LB (First Team AP, PFW/PFWA), Justin Smith DT (Second Team AP @ DT and DE), Joe Staley T (Second Team AP), Patrick Willis LB (First Team AP, PFW/PFWA)
- 2013** — NaVorro Bowman LB (First Team AP), Ahmad Brooks LB (Second Team AP), Vernon Davis TE (Second Team AP), Justin Smith DT (Second Team AP), Joe Staley T (Second Team AP)
- 2014** — None
- 2015** — NaVorro Bowman LB (First Team AP)
- 2016** — None
- 2017** — Reuben Foster LB (All–Rookie PFWA)
- *1 (1952) McElhenny was named UPI “Rookie of the Year” and Sport Magazine’s “Player of the Year.”
- *2 (1957) Tittle was named UPI’s “Player of the Year.”
- *3 (1970) Brodie was consensus NFL “Player of the Year” and consensus NFL “Offensive Player of the Year.”
- *4 (1981) Dean was named NFLPA’s NFL “Defensive Lineman of the Year.”
- *5 (1981) Montana was named MVP of Super Bowl XVI.
- *6 (1982) Clark was named Sports Illustrated’s NFL “Player of the Year.”
- *7 (1984) Montana was named MVP of Super Bowl XIX.
- *8 (1986) Rice was named Sports Illustrated’s NFL “Player of the Year.” He was also named NFL “Offensive Player of the Year.”
- *9 (1987) Rice was consensus NFL “Player of the Year” and consensus NFL “Offensive Player of the Year.”
- *10 (1988) Craig was named UPI NFC “Offensive Player of the Year,” AP’s NFL “Offensive Player of the Year,” and Sports Illustrated’s NFL “Player of the Year.”
- *11 (1988) Rice was named MVP of Super Bowl XXIII.
- *12 (1988) Taylor was named NFLPA’s NFC “Special Teams Player of the Year.”
- *13 (1989) Montana was named MVP of Super Bowl XXIV, consensus NFL “Player of the Year,” and consensus NFL “Offensive Player of the Year.”
- *14 (1990) Haley was named UPI NFC “Defensive Player of the Year.”
- *15 (1990) Montana was named AP’s NFL MVP, and Male Athlete of the Year. He was also named “Sportsman of the Year” by Sports Illustrated.
- *16 (1990) Rice was named Sports Illustrated’s NFL “Player of the Year.”
- *17 (1992) Young was consensus NFL “Player of the Year” and consensus NFL “Offensive Player of the Year.”
- *18 (1993) Rice was AP’s “Offensive Player of the Year” and NEA’s “Offensive Player of the Year.”
- *19 (1994) Young was consensus NFL “Player of the Year.”
- *20 (1997) Stubblefield was NFL “Defensive Player of the Year.”
- *21 (2006) Gore was named PFWA’s “Most Improved Player.”
- *22 (2007) Willis was named AP’s and PFWA’s “Defensive Rookie of the Year.”
- *23 (2009) Willis was named “Linebacker of the Year” by the NFL Alumni.
- A AFC – All–America Football Conference, AP – Associated Press, CBS – CBS–TV, CO – Coaches All Pro Team, CPNW – College and Pro Football Newsweekly, CPFN – College and Pro Football Weekly, DMN – Dallas Morning News, DN – Detroit News, DP – Detroit Press, FD – Football Digest, FI – NFL Films, FN – Football News, FW – Pro Football Weekly, HE – Hearst All–Pro, HF – Pro Football Hall of Fame, IN – International News Service, NA – The National, NEA – Newspaper Enterprise Association, NYN – New York News, PFD – Pro Football Digest, PFI – Pro Football Illustrated, PFW – Pro Football Weekly, PFWA – Pro Football Writers, SI – Sports Illustrated, SN – Sporting News, SP – Sport Magazine, UPI – United Press International, USA – USA Today



49ERS TRADE HISTORY

1950

HB Emil Sitko from LA Rams for HB Glenn Davis.

E Gordy Soltau from Cle. for 1951 No. 4 draft choice.

DB Howie Livingston from Was. for undisclosed considerations.

1952

HB J.R. Boone from Chi. for 1953 No. 6 draft choice.

1953

E Bob Van Doren from Cle. for 1954 No. 8 draft choice.

HB Fred Bruney from Cle. for 1954 No. 10 draft choice.

1954

HB John Henry Johnson from Pit. for HB Ed Pullerton.

HB John Williams from Was. for T Ray Collins.

QB Arnie Galiffa from NYG for DE Bob Van Doren.

1955

C Ed Beatty from LA Rams for HB Jim Cason, G Nick Feher, and 1956 No. 5 draft choice.

E Ted Vaught from Phi. for undisclosed future draft choice.

1956

T Bob Cross from LA Rams for 1957 No. 3 draft choice.

1957

HB Bill Stits from Det. for HB John Henry Johnson and a 1958 No. 7 draft choice.

LB Marv Matuszak from Pit. for QB Earl Morrall and G Mike Sandusky.

HB Val Joe Walker from Det. for 1958 No. 15 draft choice.

1960

LB Jerry Wilson from Phi. for G John Wittenborn.

1961 No. 1a draft choice (HB Jimmy Johnson) from Pit. for DB Dick Moegle.

1961 No. 1b draft choice (QB Billy Kilmer) from Bal. for TE Dee Mackey.

1961

G/LB Lou Cordileone from New York Giants for QB Y.A. Tittle.

1962

DB Elbert Kimbrough from LA Rams for DE Lou Cordileone.

C John Mellekus from Chi. for 1963 No. 4 draft choice.

HB Bobby Gaiters from NYG for E Aaron Thomas.

1963

1965 No. 1 draft choice (DB George Donnelly) from Cle. for Cleveland signing free agent G Ted Connolly.

LB Mike Dowdle from Dal. for HB Jim Ridlon.

T Roy Williams from Min. for 1965 No. 8 draft choice.

1964

C Frank Morze from Cle. for 1965 No. 6 draft choice.

1965

HB John David Crow from StL for HB Abe Woodson.

DE Dan LaRose from Bal. for 1966 No. 7 draft choice.

1967

1967 No. 1 draft choice (QB Steve Spurrier) from Atl. for FL Bernie Casey, G Jim Wilson, and T Jim Norton.

1968

LB Harold Hays from Dal. for 1969 No. 3 draft choice.

DE Kevin Hardy from NO Saints as compensation for Saints' signing E Dave Parks.

1968 No. 1 draft choice (TE Ted Kwalick) – see Dave Parks above.

WR Clifton McNeil from Cle. for 1969 No. 2 draft choice.

1969

G Randy Beisler from Phi. for QB George Mira.

DB Roosevelt Taylor from Chi. for G Howard Mudd.

KR Noland Smith from KC Chiefs for 1970 No. 3 draft choice.

1970

PK Bruce Gossett from LA Rams for HB Kermit Alexander and 1970 No. 2 draft choice.

1972

DE Rolf Krueger from StL for 1973 No. 2 draft choice and 1974 No. 3 draft choice.

1973

RB Randy Jackson from Buf. for DT Earl Edwards.

WR Danny Abramowicz from NO for 1974 No. 4 & 5 draft choices.

1974

TE Tom Mitchell from Bal. for returned Colts' 1975 No. 3 draft choice and 1976 No. 4 draft choice.

T Bob Penchion from Buf. for 1975 No. 7 draft choice.

WR Robert West from KC for 1975 No. 6 draft choice.

QB Norm Snead from NYG for 1975 No. 3 draft choice and 1976 No. 4 draft choice.

1976 No. 1 draft choice (choice traded to Patriots for QB Jim Plunkett) from Hou. for RB Vic Washington.

1975

WR Bob Hayes from Dal. for 1976 No. 3 draft choice.

LB Dave Washington from Buf. for 1977 No. 5 draft choice.

CB Nate Allen from KC for G Randy Beiser and Saints 1976 No. 3 choice.

1976

WR Willie McGee and LB Bruce Elia from TB for QB Steve Spurrier.

QB Jim Plunkett from NE for QB Tom Owens, 1976 & '77 No. 1 choices, 1976 Houston's No. 1 choice, and 1977 No. 1 choice.

G Steve Lawson from Min. for DB Windlan Hall.

QB Marty Domres from Bal. for 1978 No. 5 draft choice.

TE Jim Obradovich from NYG for 1977 No. 8 draft choice.

WR Jim Lash from Min. for RB Sammy Johnson.

1977

LB Ed Bradley from Sea. for DT Bill Sandifer.

DT Ed Galigher from NYJ for 1977 No. 3 draft choice.

TE Paul Seal from NO for G John Watson.

1978

RB O.J. Simpson from Buf. for 1979 No. 1 draft choice, 1978 & '79 No. 2 draft choices, 1978 No. 3 draft choice, and 1979 No. 4 draft choice.

WR Larry Jones from Was. for TE Tom Mitchell and 1978 No. 8 draft choice.

WR Freddie Solomon and S Vern Rober–son from Mia. for RB Delvin Williams.

FB Greg Boykin from NO for DB Ralph McGill.

LB Joe Harris from Was. for 1978 Vikings No. 6 draft choice.

G Steve Knutson from GB for 1979 No. 8 draft choice.

S Chuck Crist from NO for LB Skip Vanderbundt.

S Bob Jury and 1979 Cowboys No. 3 draft choice (QB Joe Montana) from Sea. for 1979 No. 3 draft choice.

1979

CB Melvin Morgan from Cin. for 1980 No. 7 draft choice.

RB Mike Hogan from Phi. for 1981 No. 7 draft choice.

S Tim Gray from KC for 1980 No. 9 draft choice.

S Tony Dungy from Pit. for 1980 No. 10 draft choice.

CB Charles Cornelius from Mia. for 1980 No. 11 draft choice.

RB Lenvil Elliott from Cin. for the first right to waived players.

1980

DB Scott Perry from Cin. for 1981 No. 9 draft choice.

DB Ray Rhodes and WR Jimmy Robinson from NYG for S Tony Dungy and FB Mike Hogan.

TE Charle Young from LA Rams for 1980 No. 3 draft choice and 1983 unconditional No. 4 draft choice.

LB Thomas Henderson from Dal. for 1981 No. 4 draft choice.

DT Jim Krahle from Bal. for 1981 No. 10 draft choice.

1981

QB Guy Benjamin from NO for 1982 No. 6 draft choice.

G/T Dan Audick from SD for 1982 No. 3 draft choice.

FB Johnny Davis from TB for RB/WR James Owens.

RB Amos Lawrence from SD for 1984 No. 4 draft choice.

DE Fred Dean from SD 1983 No. 2 draft choice and option to exchange 1983 No. 1 draft choices.



49ERS TRADE HISTORY

[CONT.]

1982

TE Russ Francis from NE for 1982 No. 1 & No. 4 draft choices.

LB Bob Horn from SD for 1983 No. 8 draft choice.

T Lindsey Mason from LA Raiders for 1983 Raiders No. 5 draft choice acquired for DE Cedrick Hardman in 1980.

1983

RB Wendell Tyler from LA Rams for 1983 No. 2 draft choice and 1983 Broncos No. 4 draft choice.

QB Matt Cavanaugh from NE for 1984 No. 7 draft choice.

P Tom Orosz from Mia. for 1984 Bears No. 12 draft choice.

1984

DT Louie Kelcher from SD for 1984 No. 8 and No. 12 draft choices and 1985 conditional No. 9 draft choice.

DT Manu Tuiasosopo from Sea. for 1984 Buccaneers No. 4 draft choice and 1985 No. 10 49ers' draft choice.

CB Mario Clark from Buf. for 1985 No. 4 draft choice.

DT Gary Johnson from SD for 1986 No. 5 and No. 11 draft choices.

1985

1985 No. 1 draft choice (WR Jerry Rice) from NE for 1985 No. 1, 2, and 3 draft choices.

LB Fulton Kuykendall from Atl. for DE/DT Lawrence Pillers.

C Jim Leonard from TB for 1986 No. 12 draft choice.

CB Tory Nixon from Was. for 1986 No. 6 draft choice.

1986

QB Jeff Kemp from LA Rams for 1986 Lions No. 3 draft choice.

RB Joe Cribbs from Buf. for 1987 No. 3 and 1988 No. 5 draft choices.

1986 No. 2 draft choice (DE Larry Roberts) from Det. for 1986 Bills No. 2 draft choice.

1986 No. 3a draft choice (FB Tom Rathman) from Buf. for 1986 Cowboys No. 1 draft choice and 1986 49ers No. 10 draft choice.

1986 No. 3b draft choice (CB Tim McKyer) from Phi. for QB Matt Cavanaugh.

1986 No. 4a draft choice (LB Charles Haley) from Cle. for 1986 Lions No. 3a draft choice.

1986 No. 4b draft choice (T Steve Wallace) from Was. for 1986 Lions No. 3b draft choice.

1986 No. 6 draft choice (FS Don Griffin) from NYJ for T Billy Shields.

1987

LB Keith Browner from TB for 1988 No. 6 draft choice.

QB Steve Young from TB for 1987 No. 2 and 4 draft choices.

1988

WR Wes Chandler from NO for C Fred Quillan.

1991

LB Tim Harris from GB for 1992 No. 2 draft choice and 1993 No. 2 draft choice.

1992

1993 No. 2 draft choice and 1994 No. 3 draft choice from Dal. for DE Charles Haley.

1993

1993 No. 1 draft choice from KC for QB Joe Montana and S David Whitmore.

1993 No. 1 draft choice (DE Dana Stubblefield) from NO for 1993 Chiefs No. 1 draft choice.

1994 No. 1 draft choice (choice trade to Rams for 1994 Falcons No. 1 draft choice) from SD for 1993 Raiders' No. 2 draft choice.

1994

1994 No. 1a draft choice (DT Bryant Young) from Atl. via Ind. and LA Rams for 1994 Chargers No. 1 draft choice, 1994 49ers No. 2 draft choice and 1994 Eagles No. 3 draft choice.

1994 No. 1b draft choice (FB William Floyd) from Dal. for 1994 No. 1 and 7 draft choices.

1995

1995 No. 1 draft choice (WR J.J. Stokes) from Atl. via Cle. for 1995 No. 1 and No. 3 draft choices, 1995 Chiefs No. 4 draft choice and 1996 No. 1 draft choice.

CB Marquez Pope from StL for 1995 No. 2 draft choice.

1996

RB Terry Kirby from Mia. for 1997 No. 4 draft choice.

1998

LB Anthony Peterson from Chi. for 1998 No. 7 draft choice.

T Jamie Brown from Den. for 1999 No. 2 draft choice.

1998 No. 7 draft choice (WR Ryan Thelwell) from Pit. via Atl. for 1999 No. 6 draft choice.

1999

DE Roy Barker and TE Irv Smith to Cle. for past considerations.

QB Ty Detmer and 1999 No. 4 draft pick to Cle. for 1999 No. 4 and No. 5 draft picks.

G Kevin Gogan to Mia. for 1999 No. 5 draft pick.

QB Jim Druckenmiller to Mia. for 2000 No. 7 and 2001 No. 7.

CB Craig Newsome from GB for 2000 No. 5 draft choice.

1999 No. 1 draft choice (DT Reggie McGrew) from Mia. for 1999 No. 1 and No. 5 draft choices.

1999 No. 4a draft choice (CB Anthony Parker) from Cle. for FB Marc Edwards.

1999 No. 4b draft choice (CB Pierson Prioleau) and No. 6 draft choice (WR Tai Streets) from Ind. for 1999 No. 4 draft choice.

2000

2000 No. 1 draft choice (3) to Was. for two 2000 No. 1 draft choices (12) and (24) (Ahmed Plummer) and No. 4 draft choice.

2000 No. 1 draft choice (12) to NYJ for 2000 No. 1 (16) (Julian Peterson) and No. 2 (48) (Jason Webster) draft choices.

2000 No. 3 draft choice (Jeff Ulbrich) from Sea. for 2000 No. 4 and No. 7 draft choices.

2000 No. 4 draft choice (98) to GB for 2000 No. 4 (108) (John Keith) and No. 5 (132) draft choices.

2000 No. 5 draft choice (John Miley) from Chi. for 2000 No. 6 and No. 7 draft choices.

2000 No. 7 draft choice (Tim Rattay) from NE for 2001 No. 6 draft choice.

CB R.W. McQuarters to Chi. for 2001 conditional draft pick.

2001

2001 No. 1 (9), No. 3 (82) and No. 7 (222) draft choices to Sea. for No. 1 (7) (Andre Carter) and No. 6 (191) (Menson Holloway).

2001 No. 2 2001 (41), No. 3 (71) and No. 4 (105) draft choices to GB for 2001 No. 2 (47) (Jamie Winborn), No. 3 (80 & 82) (Kevan Barlow), No. 6 (179) (Rashad Holman) and No. 7 (222) draft choices.

2002

2002 No. 2 (61) draft choice to Buf. for 2002 No. 3 (69) (Saleem Rasheed) and No. 4 (102) draft choices (Jeff Chandler).

QB Cade McNown from Mia. for 2003 No. 7 conditional draft choice.

2004

WR Terrell Owens to Bal. for 2004 No. 2 (51) draft choice.

2004 No. 2 (51) draft choice to Bal. for DT Brandon Whiting (via Philadelphia).

2004 No. 1 (16) draft choice to Phi. for 2004 No. 1 (28) and No. 2 (58) draft choices (Shawntae Spencer).

2004 No. 1 (28) draft choice to Car. for 2004 No. 1 (31) (Rashaun Woods) and No. 4 (127) draft choices (Richard Seigler).

2004 No. 4 (112) and No. 5 (147) draft choices to Chi. for 2004 No. 4 (104) draft choice (Isaac Sopoga).

2004 No. 6 (179) draft choice to GB for 2004 No. 6 (188) (Andy Lee) and No. 7 (226) draft choices (Christian Ferrara).

2005

2005 No. 4 (102) and No. 6 draft choices (175) to Phi. for 2005 No. 3 draft choice (94) (Adam Snyder).

LB John Engelberger to Den. for CB Willie Middlebrooks.

LB Jamie Winborn to Jac. for 2006 No. 7 (236) draft choice.

QB Tim Rattay to TB for 2006 No. 6 (192) draft choice.

2006

WR Brandon Lloyd to Was. for 2006 No. 3 (84) draft choice.

WR Rashaun Woods to SD for CB Sammy Davis.

2006 No. 2 (37) and No. 3 (68) draft choices to Den. in exchange for No. 1 (22) (Manny Lawson) draft choice from Den.

2006 No. 7 (213 & 236) to Jax. for No. 6 (197) draft choice (Melvin Oliver).

QB Ken Dorsey and a 2007 No. 7 (213) draft choice to Cle. for QB Trent Dilfer.

QB Cody Pickett to Hou. for a 2007 conditional draft choice.

CB Mike Rumph to Was. for WR Taylor Jacobs.

RB Kevan Barlow to NYJ for 2007 No. 4 (124) draft choice.



49ERS TRADE HISTORY

[CONT.]

2007

2007 No. 4 (110) and 2008 No. 1 draft choices to NE in exchange for No. 1 (28) draft choice (Joe Staley).

2007 No. 4 (124) draft choice to Sea. in exchange for WR Darrell Jackson.

2007 No. 2 (42) and No. 4 (126) draft choices to Ind. in exchange for 2008 No. 1 draft choice.

2009

2009 No. 2 (43) and 2009 No. 4 (111) draft choices to Car. in exchange for 2010 No. 1 draft choice.

2010

QB Shaun Hill to Det. in exchange for 2011 No. 7 draft choice.

2010 No. 5 (145) draft choice to Mia. in exchange for WR Ted Ginn Jr.

2010 No. 1 (13) and 2010 No. 4 (113) draft choices to Den. in exchange for 2010 No. 1 (11) draft choice (Anthony Davis).

2010 No. 3 (79) draft choice to SD in exchange for 2010 No. 3 (91) (NaVorro Bowman), 2010 No. 6 (173) (Anthony Dixon) and 2011 No. 4 draft choices.

WR Isaac Bruce to StL.

DT Kentwan Balmer to Sea. in exchange for 2011 No. 6 draft choice.

2011

2011 No. 2 (45), No. 4 (108) and No. 5 (141) draft choices to Den. in exchange for 2011 No. 2 (36) draft choice (Colin Kaepernick).

2011 No. 3 (76) to Jax. in exchange for 2011 No. 3 (80) (Chris Culliver) and 2011 No. 6 (182) (Ronald Johnson).

2011 No. 6 (174) and 2011 No. 7 (231) to GB in exchange for 2011 No. 5 (163) (Daniel Kilgore) draft choice.

S Taylor Mays to Cin. in exchange for a conditional 2013 No. 7.

2012

2012 No. 3 (92) to Ind. in exchange for 2012 No. 4 (97) (traded to Mia.) and 2013 No. 5 (157) (Quinton Dial) draft choices.

2012 No. 4 (97, from Ind.) to Mia. in exchange for 2012 No. 4 (103) (traded to Car.), 2012 No. 6 (196, from NO) (traded to Det.) and 2013 No. 6 (180) (Nick Moody) draft choices.

2012 No. 4 (103, from Mia.) to Car. in exchange for 2012 No. 6 (180) (Trenton Robinson) and 2013 No. 3 (74) (traded to Dal.) draft choices.

2012 No. 4 (125) and 2012 No. 6 (196, from NO via Mia.) draft choices to Det. in exchange for 2012 No. 4 (117) (Joe Looney) draft choice.

S Colin Jones to Car. in exchange for 2014 No. 7 (243) (Kaleb Ramsey).

2013

QB Alex Smith to KC in exchange for 2013 No. 2 (34) and 2014 No. 2 (56) (traded to Den.) draft choices.

2013 No. 6 (199) draft choice to Bal. in exchange for WR Anquan Boldin.

2013 No. 5 (164) draft choice and 2013 No. 7 (227, from Cin.) to Cle. in exchange for QB Colt McCoy and 2013 No. 6 (173) (traded to GB) draft choice.

2013 No. 1 (31) and No. 3 (74, from Car.) draft choices to Dal. in exchange for 2013 No. 1 (18) (Eric Reid) draft choice.

2013 No. 2 (34) draft choice to Ten. in exchange for 2013 No. 2 (40) (Cornellius "Tank" Carradine), No. 7 (216) (traded to GB) and 2014 No. 3 (77) (Chris Borland) draft choices.

2013 No. 2 (61) and No. 6 (173) draft choices to GB in exchange for 2013 No. 2 (55) (Vance McDonald).

2013 No. 3 (93) and No. 6 (216) draft choices to GB in exchange for 2013 No. 3 (88) (Corey Lemonier) draft choice.

WR A.J. Jenkins to KC in exchange for WR Jon Baldwin.

LB Parys Haralson to NO in exchange for 2014 No. 7 (242) (traded to Den.) draft choice.

LB Cam Johnson to Ind. in exchange for 2015 No. 7 (246) (traded to Dal.) draft choice.

2014

2014 No. 6 (205) and conditional 2015 No. 6 draft choices to Jax. in exchange for QB Blaine Gabbert.

2015 No. 7 (232) draft choice to Mia. in exchange for T Jonathan Martin.

2015 No. 4 (113) draft choice to Buf. in exchange for WR Stevie Johnson.

2014 No. 2 (56, from KC) and 2014 No. 7 (242, from NO) draft choices to Den. in exchange for 2014 No. 2 (63) (traded to Mia.), No. 5 (171) (traded to Mia.) and 2015 No. 4 (126) (Mike Davis) draft choices.

2014 No. 2 (63, from Den.) and 2014 No. 5 (171, from Den.) draft choices to Mia. in exchange for 2014 No. 2 (57) (Carlos Hyde) draft choice.

2014 No. 2 (61) draft choice to Jax. in exchange for 2014 No. 3 (70) (Marcus Martin) and No. 5 (150) (Aaron Lynch) draft choices.

2014 No. 3 (94) draft choice to Cle. in exchange for 2014 No. 4 (106) (Bruce Ellington) and No. 6 (180) (Kenneth Acker) draft choices.

2015

2015 No. 1 (15) draft choice to SD in exchange for 2015 No. 1 (17) (Arik Armstead), No. 4 (117) (Blake Bell) and 2016 No. 5 (142) (Ronald Blair III) draft choices.

2015 No. 5 (151) draft choice to Ind. in exchange for 2015 No. 5 (165) (Bradley Pinion) and No. 7 (244) (Trent Brown) draft choices.

2015 No. 7 (246, from Ind.) draft choice to Dal. in exchange for 2016 No. 6 (178) (traded to KC) draft choice.

P Andy Lee to Cle. in exchange for 2017 No. 7 (219) (traded to Min.) draft choice.

TE Asante Cleveland to NE in exchange for OL Jordan Devey.

TE Derek Carrier and 2017 No. 7 (220) draft choice to Was. in exchange for 2017 No. 5 (161) (traded to Ind.) draft choice.

A conditional 2017 draft choice to Bal. in exchange for C Nick Easton.

C Nick Easton and 2016 No. 6 (180) draft choice to Min. in exchange for LB Gerald Hodges.

TE Vernon Davis and 2016 No. 7 (228) draft choice to Den. in exchange for 2016 No. 6 (207) (Jeff Driskel) and 2017 No. 6 (202) (Pita Taumoepeenu) draft choices.

2016

2016 No. 2 (37), No. 4 (105) and No. 6 (178) draft choices to KC in exchange for 2016 No. 1 (28) (Joshua Garnett) and 2016 No. 7 (117) (Prince Charles Iworah) draft choices.

CB Kenneth Acker to KC in exchange for 2018 No. 7 (240) (Richie James) draft choice.

G Brandon Thomas to Det. in exchange for WR Jeremy Kerley.

Undisclosed draft choice to KC in exchange for WR Rod Streater and an undisclosed draft choice.

2017

2017 No. 6 (186) draft choice to Bal. in exchange for OL Jeremy Zuttah and 2017 No. 6 (198) draft choice.

2017 No. 1 (2) draft choice to Chi. in exchange for 2017 No. 1 (3) (Solomon Thomas), No. 3 (67), No. 4 (111) and 2018 No. 3 (70) (Fred Warner) draft choices.

2018 No. 4 (109) draft choice to Den. in exchange for RB Kapri Bibbs and 2017 No. 5 (177) (Trent Taylor).

2017 No. 2 (34) and No. 4 (111, from Chi.) draft choices to Sea. in exchange for 2017 No. 1 (31) (Reuben Foster) draft choice.

2017 No. 3 (67, from Chi.) draft choice to NO in exchange for 2017 No. 7 (229) (Adrian Colbert) and 2018 No. 2 (59) (traded to Was) draft choices.

2017 No. 4 (109) and No. 7 (219, from Cle.) draft choices to Min. in exchange for 2017 No. 3 (104) (C.J. Beathard) draft choice.

2017 No. 4 (143) and No. 5 (161, from Was.) draft choices to Ind. in exchange for 2017 No. 4 (121) (Joe Williams) draft choice.

TE Vance McDonald and 2018 No. 5 (148) draft choice to Pit. in exchange for 2018 No. 4 (128) (Kentavious Street) draft choice.

2019 No. 5 draft choice to Det. in exchange for OL Laken Tomlinson.

2018 No. 2 (43) draft choice in exchange for QB Jimmy Garoppolo.

CB Rashard Robinson to NYJ in exchange for 2018 No. 5 (143) (traded to NE) draft choice.

2018

C Daniel Kilgore and 2018 No. 7 (227) draft choice to Mia. in exchange for 2018 No. 7 (223) (Jullian Taylor) draft choice.

2018 No. 2 (59, from NO) and No. 3 (74) draft choices to Was. in exchange for 2018 No. 2 (44) (Dante Pettis) draft choice.

OL Trent Brown and 2018 No. 5 (143, from NYJ) draft choice to NE in exchange for 2018 No. 3 (95) (Tarvarius Moore) draft choice.

LB Eli Harold to Det. in exchange for an undisclosed draft choice.

2019 No. 7 draft choice to Cle. in exchange for T Shon Coleman.



ALL-TIME ALPHABETICAL ROSTER

Last	First	Position	College	Years	Jersey #
A					
Abramowicz	Danny	WR	Xavier	1973–74	46
Acker	Kenneth	CB	SMU	2014–15	20, 24
Adams	Anthony	DT	Penn State	2003–06	91
Adams	Mike	S	Delaware	2004–06	20
Adams	Phillip	CB	South Carolina St.	2010	35
Ahanotu	Chidi	DE	California	2003	72
Akers	David	K	Louisville	2011–12	2
Albert	Frank	QB	Stanford	1946–52	13, 63
Aldridge	Ben	HB	Oklahoma State	1952	38
Aldridge	Jerry	RB	Angelo State	1980	47
Alexander	Kermit	HB/DB	UCLA	1963–69	39
Allen	Josh	OL	Louisiana–Monroe	2016	62
Allen	Nate	CB	Texas Southern	1975	27
Allen	Larry	G	Sonoma State	2006–07	71
Amey	Otis	WR	Sacramento State	2005	18
Anderson	Busta	TE	South Carolina	2015	48
Anderson	Dres	WR	Utah	2015	17
Anderson	Gary	K	Syracuse	1997	1
Anderson	Marques	S	UCLA	2005	25
Anderson	Terry	WR	Bethune–Cookman	1980	20
Anderson	Tim	S	Ohio State	1975	26
Andrus	Shane	K	Murray State	2009, '10	9
Anelli	Mark	TE	Wisconsin	2002–03	85
Anthony	Cornelius	LB	Texas A&M	2002–03	57
Arenas	Joe	HB	Omaha	1951–57	22, 82
Armour	Justin	WR	Stanford	1997 (P)	82
Armstead	Arik	DL	Oregon	2015–*	91
Armstrong	Ray–Ray	LB	Miami (Fla.)	2015–17	54
Asmus	Jim	P	Hawaii	1987	9
Asomugha	Nnamdi	CB	California	2013	28
Atkins	Baraka	DT	Miami	2009	76
Atkins	Bill	HB	Auburn	1958–59	29
Atkins	Dave	RB	UTEP	1973	28
Atkins	James	DT	Virginia Union	2004	75
Audick	Dan	T/G	Hawaii	1981–82	61
Ayers	John	G	West Texas State	1976–86	68

B					
Baas	David	G	Michigan	2005–10	64
Babb	Gene	FB	Austin	1957–58	32
Babcock	Harry	E	Georgia	1953–55	88
Bahnsen	Ken	FB	North Texas State	1953	27
Bahr	Matt	K	Penn State	1981	10
Bajema	Billy	TE	Oklahoma State	2005–08	47
Baker	Dave	DB	Oklahoma	1959–61	25
Baker	Jason	P	Iowa	2001–02	7
Baker	Wayne	DT	BYU	1975	78
Bakhtiari	Eric	LB	San Diego	2012	96
Balatti	Ed	E	Oakland High (Calif.)	1946–48	57
Baldassin	Mike	LB	Washington	1977–78	41, 52
Baldassin	Mike	LB	Washington	1977–78	41, 52
Balducci	Alex	OL	Oregon	2016	75
Baldwin	Jon	WR	Pittsburgh	2013	84
Baldwin	Randy	RB	Mississippi	1995	21
Ball	Marcus	S	Memphis	2016	46
Balmer	Kentwan	DE	North Carolina	2008–09	96
Banaszek	Cas	T	Northwestern	1967–77	79
Banducci	Bruno	G	Stanford	1946–54	33, 63
Banta–Cain	Tully	LB	California	2007–08	95
Barber	Mike	WR	Marshall	1989	86
Barker	Roy	DE	North Carolina	1996–98	92
Barlow	Kevan	RB	Pittsburgh	2001–05	32
Barnes	Larry	FB	Colorado State	1957	35
Barnes	Pat	QB	California	1999	10
Barnes	Tim	OL	Missouri	2017	61
Barnett	Oliver	DL	Kentucky	1995	72, 77
Barrett	Jean	T	Tulsa	1973–80	77

Last	First	Position	College	Years	Jersey #
Bartolo	Steve	RB	Colorado State	1988	41
Barton	Harris	T	North Carolina	1987–98	79
Barton	Kirk	T	Ohio State	2008	77
Bassi	Dick	G	Santa Clara	1946–47	35, 36
Battle	Arnaz	WR	Notre Dame	2003–09	83
Beach	Sanjay	WR	Colorado State	1991, 93	83, 86
Beadles	Zane	G	Utah	2016–17	68
Beals	Alyn	E	Santa Clara	1946–51	53
Beard	Ed	LB	Tennessee	1965–72	50
Beasley	Fred	FB	Auburn	1998–05	40
Beasley	Terry	WR	Auburn	1972, 74–75	83, 88
Beathard	C.J.	QB	Iowa	2017–*	3
Beatty	Ed	C	Mississippi	1955–56	54
Beeson	Terry	LB	Kansas	1982	63
Beisler	Randy	G/T	Indiana	1969–74	65
Belk	Bill	DE	Maryland State	1968–74	72
Bell	Blake	TE	Oklahoma	2015–16	84
Bell	Shonn	TE	Clinch Valley	1999	82
Bellore	Nick	LB	Central Michigan	2015–16	50
Belser	Ceaser	LB	Arkansas AM&N	1974	50
Bender	Jacob	T	Nicholls State	2008	77
Benefield	Daved	LB	Cal State Northridge	1996	99
Benjamin	Guy	QB	Stanford	1981–83	7
Bentz	Roman	T	Tulane	1948	46
Berry	Rex	DB	BYU	1951–56	23, 83
Bethea	Antoine	S	Howard	2014–16	41
Bethel–Thompson	McLeod	QB	Sacramento State	2013	5
Bettiga	Mike	WR	Humboldt State	1973	80
Beverly	Ed	WR	Arizona State	1973	81
Bishop	Desmond	LB	California	2014	44
Black	Stan	DB	Mississippi State	1977	26
Blackmore	Richard	CB	Mississippi State	1983	44
Blades	Al	S	Miami (Fla.)	2001	45
Blair III	Ronald	DL	Appalachian State	2016–*	98
Blevins	Tony	S	Kansas	1998	22
Blount	Ed	QB	Washington State	1987	10
Blue	Forrest	C	Auburn	1968–74	75
Bly	Dre'	CB	North Carolina	2009	31
Board	Dwaine	DE	North Carolina A&T	1979–88	76
Boatswain	Harry	T	New Haven	1991–94	65
Bogan	Dontavia	WR	South Florida	2011	9
Bolden Jr.	Victor	WR	Oregon State	2017–18	17
Boldin	Anquan	WR	Florida State	2013–15	81
Bollinger	Brian	G	North Carolina	1992–94	71, 77
Bonham	Shane	DT	Tennessee	1998–99	78
Bono	Steve	QB	UCLA	1989–93	13
Boone	Alex	G/T	Ohio State	2010–15	75
Boone	J.R.	HB	Tulsa	1952	24
Borland	Chris	LB	Wisconsin	2014	50
Bosley	Bruce	C/G	West Virginia	1956–68	77
Bourne	Kendrick	WR	Eastern Washington	2017–*	10, 84
Bouza	Matt	WR	California	1981	81
Bowles	Todd	S	Temple	1991	22
Bowman	NaVorro	LB	Penn State	2010–17	53
Boyd	Elmo	WR	Eastern Kentucky	1978	84
Boyd	Greg	DE	San Diego State	1984	98
Boyett	Lon	TE	Cal State Northridge	1978	82
Boykin	Greg	FB	Northwestern	1978	33
Bradford	Carl	LB	Arizona State	2016	45
Bradley	Ed	LB	Wake Forest	1977–78	54
Bragonier	Dennis	S	Stanford	1974	27
Brandes	John	TE	Cameron	1993	85
Brandon	Michael	DE	Florida	1995–96	78
Bregel	Jeff	G	USC	1987–89	65
Breida	Matt	RB	Georgia Southern	2017–*	22
Brien	Doug	K	California	1994–95	4
Briggs	Diyral	LB	Bowling Green	2009, '10	50
Bristor	John	S	Waynesburg	1979	29
Britt	Charlie	HB	Georgia	1964	16



Last	First	Position	College	Years	Jersey #
Brock	Clyde	T	Utah State	1963	75
Brock	Tramaine	CB	Belhaven	2010–16	26
Brockhaus	Jeff	K	Missouri	1987	5
Brodie	John	QB	Stanford	1957–73	12
Brohm	Jeff	QB	Louisville	1996–97	11
Bronson	Zack	S	McNeese State	1997–03	31
Brooks	Ahmad	LB	Virginia	2008–16	55
Brooks	Chet	DB	Texas A&M	1988–90	31
Brown	Dennis	DE	Washington	1990–96	96
Brown	Gary	T	Georgia Tech	1998	61
Brown	Hardy	LB	Tulsa	1951–55	33, 73
Brown	Jamie	T	Florida A&M	1998	72
Brown	Pete	C	Georgia Tech	1953–54	56
Brown	Ray	RB	South Carolina	1987	22
Brown	Ray	G	Arkansas State	1996–01	65
Brown	Tarell	CB	Texas	2007–13	25
Brown	Tony	DT	Memphis	2004–05	92
Brown	Trent	OL	Florida	2015–17	77
Browner	Keith	LB	USC	1987	59
Bruce	Arland	WR/KR	Minnesota	2003	19
Bruce	Gail	E	Washington	1948–51	54, 88
Bruce	Isaac	WR	Memphis	2008–09	88
Bruer	Bob	TE	Mankato State	1979–80	82
Brumfield	Jackson	E	Southern Mississippi	1954	80, 86
Bruney	Fred	HB	Ohio State	1953, 1956	45
Bryant	Antonio	WR	Pittsburgh	2006	81
Bryant	Bob	T	Texas Tech	1946–49	42
Bryant	Junior	DT	Notre Dame	1995–02	90
Buckey	Jeff	T	Stanford	1999	71
Buckley	Curtis	S	East Texas State	1996–98	28
Buckner	Brentson	DT	Clemson	1998–00	99
Buckner	DeForest	DL	Oregon	2016–*	99
Bull	Scott	QB	Arkansas	1976–78	19
Bungarda	Ken	T	Missouri	1980	64, 72
Bunz	Dan	LB	Long Beach State	1978–84	57
Burbridge	Aaron	WR	Michigan State	2016–18	13
Burke	Don	LB	USC	1950–54	32, 38, 66, 68, 73
Burke	Vern	E	Oregon State	1965	84
Burns	Mike	DB	USC	1977	28
Burt	Jim	NT	Miami (Fla.)	1989–91	64
Bush	Reggie	RB	USC	2015	23
Bush	Steve	TE	Arizona State	2004–05	44
Butler	John	S	Principia	1987	26
Byham	Nate	TE	Pittsburgh	2010–11	82

C

Cadet	Travaris	RB	Appalachian State	2015	32
Caldwell	Mike	WR	California	1995–96	13, 17, 81
Caldwell	Ravin	LB	Arkansas	1993 (P)	54
Calhoun	Mike	DT	Notre Dame	1980	60
Caliguire	Dean	C	Pittsburgh	1991	64
Calvelli	Tony	C	Stanford	1949	31
Campbell	Carter	LB	Weber State	1970	51
Campbell	Marion	T	Georgia	1954–55	76
Campora	Don	T	Pacific	1950, 1952	41, 76
Canley	Sheldon	RB	San Jose State	1991–92	20
Carapella	Al	T	Miami (Fla.)	1951–55	45, 75
Carmazzi	Giovanni	QB	Hofstra	2000–01	19
Carolan	Brett	TE	Washington State	1994–95	86
Carpenter	Dwaine	S	North Carolina A&T	2003–05	35
Carpenter	John	T	Michigan	1949	40
Carr	David	QB	Fresno State	2010	5
Carr	Earl	RB	Florida	1978	31
Carr	Eddie	HB	Olney High (Pa.)	1947–49	85
Carr	Paul	LB	Houston	1955–58	57
Carradine	Tank	DT	Florida State	2013–17	95
Carrier	Derek	TE	Beloit	2013–14	46
Carswell	Brandon	WR	USC	2013	84
Carter	Andre	DE	California	2001–05	96
Carter	Dexter	RB	Florida State	1990–94, 95–96	35
Carter	Michael	NT	SMU	1984–92	95

Last	First	Position	College	Years	Jersey #
Casanega	Ken	HB	Santa Clara	1946, 1948	83
Casey	Bernie	E	Bowling Green	1961–66	30
Cason	Jim	DB	LSU	1948–52, '54	43, 93
Cassara	Frank	FB	St. Mary's	1954	32
Cathcart	Sam	HB	Santa Barbara State	1949–50, '52	28, 83, 86
Cathcart	Royal	HB	Santa Barbara State	1950	94
Cavanaugh	Matt	QB	Pittsburgh	1983–85	6
Celek	Garrett	TE	Michigan State	2012–*	81, 88
Ceresino	Gordy	LB	Stanford	1979	58
Cerne	Joe	C	Northwestern	1965–67	56
Chandler	Jeff	K	Florida	2002–03	3
Chandler	Wes	WR	Florida	1988	81
Chapple	Jack	LB	Stanford	1965	58
Cherry	Tony	RB	Oregon	1986–87	23
Childs	Jason	T	North Dakota	1993	76
Choma	John	G/C	Virginia	1981–83	60, 78
Churchman	Ricky	S	Texas	1980–81	33
Clark	Bryan	QB	Michigan State	1982–83	15
Clark	Don	G	USC	1948–49	31
Clark	Dwight	WR	Clemson	1979–87	87
Clark	Greg	TE	Stanford	1997–01	85
Clark	Mario	CB	Oregon	1984	29
Clark	Mike	DE	Florida	1982	90
Clark	Monte	T	USC	1959–61	63
Claybrooks	DeVone	DT	East Carolina	2003	93
Clayton	Thomas	RB	Kansas State	2008–*	33
Clement	Anthony	T	Louisiana–Lafayette	2005	67
Clements	Nate	CB	Ohio State	2007–10	22
Cleveland	Asante	TE	Miami (Fla.)	2014	45
Cline	Tony	DE	Miami (Fla.)	1976–77	82
Cline	Tony	TE	Stanford	1999	84
Cloherly	Colin	TE	Brown	20010	83
Cochran	Mark	T	Baylor	1987	66, 76
Coffee	Glen	RB	Alabama	2009	29
Cofer	Mike	K	North Carolina State	1988–93	6
Cohen	Joe	DT	Florida	2007	67
Colbert	Adrian	DB	Miami (Fla.)	2017–*	27, 38
Colchico	Dan	E	San Jose State	1960–67	86
Coleman	Shon	T	Auburn	2018–*	78
Collett	Elmer	G	San Francisco State	1967–72	66
Collie	Bruce	T/G	Texas–Arlington	1985–89, '92	69
Collier	Floyd	T	San Jose State	1948	48
Collier	Tim	CB	East Texas State	1982–84	47
Collins	Glen	DE	Mississippi State	1987	79
Collins	Greg	LB	Notre Dame	1975	55
Collins	Ray	T	LSU	1950–52	43, 72
Comeaux	Darren	LB	Arizona State	1987	56, 59
Conklin	Cary	QB	Washington	1995	6
Conlee	Gerry	C	St. Mary's	1946–47	22
Connell	Mike	P	Cincinnati	1978	10
Conner	Clyde	E	Pacific	1956–63	86, 88
Connolly	Ted	G	Santa Clara–Tulsa	1954, 56–62	64, 65
Conway	Curtis	WR	USC	2004	89
Cook	Chris	CB	Virginia	2014	22
Cook	Toi	DB	Stanford	1994	41
Cooke	Bill	DE	UMass (Amherst)	1976	76
Cooper	Adrian	TE	Oklahoma	1996	49
Cooper	Bill	FB	Muskingum	1961–64	34, 35
Cooper	Chris	DT	Nebraska–Omaha	2004–05	93
Cooper	Deke	S	Notre Dame	2006	35
Cooper	Earl	FB/TE	Rice	1980–85	49, 89
Cooper	George	LB	Michigan State	1987	52
Cooper	Josh	DE	Mississippi	2004–05	76
Cooper	Xavier	DL	Washington State	2017	96
Cordileone	Lou	G–LB	Clemson	1961	74
Cornelius	Charles	DB	Bethune–Cookman	1979–80	28
Cortez	Jose	K	Oregon State	2001–02, '05	1, 6
Costa	Dave	T/G	Wisconsin	2001	76
Costanzo	Blake	LB	Lafayette	2011	51
Courtney	Matt	S	Idaho State	1987	45
Cousineau	Tom	LB	Ohio State	1986–87	57, 59
Cowlings	Al	DE	USC	1979	79



Last	First	Position	College	Years	Jersey #
Cox	Greg	S	San Jose State	1988, 90–91	38
Cox	James	G	Stanford	1948	32
Cox	Perrish	CB	Oklahoma State	2012–14	20
Coyle	Brock	LB	Montana	2017–*	50
Crabtree	Michael	WR	Texas Tech	2009–14	15
Craig	Roger	RB	Nebraska	1983–90	33
Crawford	Derrick	WR	Memphis State	1986	83
Crecion	Gabe	TE	UCLA	2004	47
Cribbs	Joe	RB	Auburn	1986–87	28
Crist	Chuck	DB	Penn State	1978	24
Cromartie	Marcus	CB	Wisconsin	2014–16	47, 20
Cross	Bob	T	Kilgore J.C.	1956–57	78
Cross	Randy	G/C	UCLA	1976–88	51, 62
Crow	John David	HB	Texas A&M	1965–68	44
Crowe	Paul	HB	St. Mary's	1948	92
Crowell	Otis	T	Hardin–Simmons	1947	45
Cullity	Dave	T	Utah	1989	68
Culliver	Chris	CB	South Carolina	2011–14	29
Cundiff	Billy	K	Drake	2012	6
Cunningham	Doug	RB	Mississippi	1967–73	42
Cunningham	Jermaine	LB	Florida	2013	50
Curtis	Kevin	S	Texas Tech	2002	30

D

Daft	Kevin	QB	UC Davis	2001	17
Dahl	Craig	S	North Dakota State	2013–14	43
Dahl	Harvey	T	Nevada	2005–06	76
Dahms	Tom	T	San Diego State	1957	70
Dalman	Chris	C/G	Stanford	1993–00	50, 67
Daniels	B.J.	QB	South Florida	2013	5
Daniels	Clem	RB	Prairie View	1968	33, 34
Daughtery	Bob	HB	Tulsa	1966–67	29
Davis	Anthony	T	Rutgers	2010–14, 2016	76
Davis	Chris	CB	Auburn	2015–16	43
Davis	Eric	DB	Jacksonville State	1990–95	25
Davis	Jerome	T/DE	Minnesota	2002–04	75, 76, 92
Davis	Johnny	FB	Alabama	1981	38
Davis	Kyle	C	Oklahoma	1978	64
Davis	Leonard	G	Texas	2012	68
Davis	Mike	RB	South Carolina	2015–16	22
Davis	Nate	QB	Ball State	2009	7
Davis	Sammy	CB	Texas A&M	2006	31
Davis	Tommy	K	LSU	1959–69	36
Davis	Vernon	TE	Maryland	2006–15	85
Dawson	Phil	K	Texas	2013–16	9
Day	Sheldon	DL	Notre Dame	2017–*	96
Dayes	Matthew	RB	North Carolina State	2018–*	43
Dean	Floyd	LB	Florida	1963–64	50, 57, 82
Dean	Fred	DE	Louisiana Tech	1981–85	74
Dean	Kevin	LB	Texas Christian	1987	57
DeBerg	Steve	QB	San Jose State	1977–80	17
Debniak	Alex	FB	Stanford	2013	44
Deese	Derrick	G/T	USC	1992–03	63
Delaire	Ryan	DL	Towson	2018	92
DeLong	Keith	LB	Tennessee	1989–93	59
Dent	Richard	DE	Tennessee State	1994	95
Dercher	Dan	T	Kansas	1999–00	79
DeSimone	Rick	TE	Cal State Northridge	1978	87
Detmer	Ty	QB	BYU	1998	11
Devey	Jordan	OL	Memphis	2015	65
Dial	Quinton	DT	Alabama	2013–16	71
Dilfer	Trent	QB	Fresno State	2006–07	12
Dixon	Al	TE	Iowa State	1984	84
Dixon	Anthony	RB	Mississippi State	2010–13	24
Dobbs	Demarcus	TE/DT	Georgia	2011–14	96, 83
Dodge	Dedrick	S	Florida State	1994–96	33
Doleman	Chris	DE	Pittsburgh	1996–98	56
Doman	Brandon	QB	BYU	2002, 04	11
Domres	Marty	QB	Columbia	1976	14, 16
Donahue	Mitch	LB	Wyoming	1991–92	54
Donnelly	George	DB	Illinois	1965–67	20

Last	First	Position	College	Years	Jersey #
Donohue	Leon	T	San Jose State	1962–64	72
Dorsey	Glenn	DL	LSU	2013–16	90
Dorsey	Ken	QB	Miami (Fla.)	2003–05	7
Douglas	Marques	DE	Howard	2005–07	94
Douzable	Leger	DL	UCLA	2017	92
Dove	Eddie	DB	Colorado	1959–63	44
Dow	Harley	G	San Jose State	1950	40
Dowdle	Mike	LB	Texas	1963–66	53
Downing	Walt	C/G	Michigan	1978–83	62
Downs	Bob	G	USC	1951	32
Draft	Chris	LB	Stanford	1999	57
Drake	Joe	NT	Arizona	1987	61
Drakeford	Tyronne	DB	Virginia Tech	1994–97, 2001	22, 33
Draughn	Shaun	RB	North Carolina	2015–16	24
Dray	Jim	TE	Stanford	2016	49
Dressel	Chris	TE	Stanford	1987, 92	47, 88
Druckenmiller	Jim	QB	Virginia Tech	1997–98	14
DuBose	Doug	RB	Nebraska	1987–88	25
Duckett	Damane	DT, T	East Carolina	2006–08	63, 95
Dugan	Fred	E	Dayton	1958–59	87
Dumervil	Elvis	LB	Louisville	2017	58
Duncan	Maurly	QB	San Francisco State	1954–55	12
Dungy	Tony	DB	Minnesota	1979	27
Dupree	Terrence	TE	Duke	2000	84
Durdan	Don	HB	Oregon State	1946–47	93
Durham	Darius	WR	San Diego State	1983	84
Durette	Michael	G	West Virginia	1986–87	64
Dwellely	Ross	TE	San Diego	2018–*	82

E

Easley	Walt	FB	West Virginia	1981–82	31
Easton	Nick	C	Harvard	2015	69
Edwards	Braylon	WR	Michigan	2011	17
Edwards	Earl	DT	Wichita State	1969–72	74
Edwards	Marc	RB	Notre Dame	1997–98	44
Elam	Cleveland	DE	Tennessee State	1975–78	72
Elam	Shane	LB	Mississippi	2001	59
Elia	Bruce	LB	Ohio State	1976–78	51, 55
Ellington	Bruce	WR	South Carolina	2014–16	10
Elliott	Charles	T	Oregon	1948	46
Elliott	Lenvil	RB	N.E. Missouri State	1979–81	35
Ellison	Atiyah	DE/DT	Missouri	2007	78
Ellison	Riki	LB	USC	1983–89	50, 69
Elston	Art	C	South Carolina	1946–48	21, 36
Emanuel	Ben	S	UCLA	2005	38
Enderle	Dick	G	Minnesota	1976	63
Endriss	Al	E	San Francisco State	1952	85
Engelberger	John	DE	Virginia Tech	2000–04	95
Erwins	Ricky	RB	USC	1995	32
Eshmont	Len	HB	Fordham	1946–49	81
Estes	Patrick	T	Virginia	2005–07	78, 88
Etcheverry	Sam	QB	Denver	1963	14
Etienne	LeRoy	LB	Nebraska	1990	50
Evans	Demetric	DT	Georgia	2009–10	93
Evans	Ray	G	Texas Western	1949–50	38, 46
Evansen	Paul	G	Oregon State	1948	36
Exum Jr.	Antone	DB	Virginia Tech	2017–*	38, 40

F

Fagan	Kevin	DE	Miami (Fla.)	1987–93	75
Fahnhorst	Jim	LB	Minnesota	1984–90	55
Fahnhorst	Keith	T	Minnesota	1974–87	71, 89
Fann	Chad	TE	Florida A&M	1997–99	86
Farrell	Dillon	G/C	New Mexico	2014	56
Faryniarz	Brett	LB	San Diego State	1993	57
Faylor	John	S	Santa Clara	1987	19, 47
Feher	Nick	G	Georgia	1951–54	37, 67
Ferrari	Ron	LB	Illinois	1982–86	54
Ferrell	Bob	RB	UCLA	1976–80	38
Fields	Ronald	DT	Mississippi State	2005–08	93, 95
Fiore	Dave	T	Hofstra	1996, 98–02	72, 74



Last	First	Position	College	Years	Jersey #
Fisk	Bill	E	USC	1946–47	56
Flagler	Terrence	RB	Clemson	1987–89	32
Flanigan	Jim	DT	Notre Dame	2002	75
Fleck	P.J.	WR	Northern Illinois	2004–05	10
Fleming	Darius	LB	Notre Dame	2012–13	58
Flores	Mike	DE	Louisville	1995	92
Floyd	William	FB	Florida State	1994–97	40
Flynn	JP	OL	Montana State	2018–*	60
Fonoti	Fouimalo	G	Michigan State	2014	62
Foreman	Jay	LB	Nebraska	2006	51
Forrest	Ed	C	Santa Clara	1946–47	24, 34
Foster	DeShaun	RB	UCLA	2008	29
Foster	Reuben	LB	Alabama	2017–18	56
Foster	Roy	G	USC	1991–93	67
Fountaine	Jamal	DE	Washington	1995	52, 56
Franceschi	Pete	HB	San Francisco	1946	82
Francis	Phil	RB	Stanford	1979–80	48
Francis	Russ	TE	Oregon	1982–87	81
Frank	John	TE	Ohio State	1984–88	86
Franklin	Aubrayo	DT	Tennessee	2007–10	92
Franz	Tracy	G	San Jose State	1987	63
Freitas	Jesse	QB	Santa Clara	1946	62
Fuller	Cameron	CB	New Mexico State	2014	40
Fuller	Jeff	S/LB	Texas A&M	1984–89	49
Fuller	John	DB	Lamar Tech	1968–72	23, 30
Fusco	Brandon	OL	Slippery Rock	2017	63

G

Gabbert	Blaine	QB	Missouri	2014–16	2
Gagliano	Bob	QB	Utah State	1986–87	11
Gaiters	Bob	HB	New Mexico State	1962–63	35
Galiffa	Arnie	QB	Army	1954	16
Galigher	Ed	DT	UCLA	1977–79	75
Garcia	Jeff	QB	San Jose State	1999–03	5
Garçon	Pierre	WR	Mount Union	2017–*	15
Gardner	Andrew	OL	Georgia Tech	2016	62
Garlin	Don	HB	USC	1949–50	88
Garner	Charlie	RB	Tennessee	1999–00	25
Garnett	Joshua	G	Stanford	2016–*	65
Garnett	Scott	NT	Washington	1985	92
Garoppolo	Jimmy	QB	Eastern Illinois	2017–*	10
Garrett	Len	TE	New Mexico Highlands	1975	82
Garvin	Terence	LB	West Virginia	2018	57
Gash	Thane	S	East Tennessee State	1992	31
Gaskins	Kendall	RB	Richmond	2015	30
Gavric	Momcilo	K	Belgrade	1969	17
Gehrke	Fred	HB	Utah	1950	81
Gervais	Rick	S	Stanford	1981–83	24
Gibson	Thaddeus	LB	Ohio State	2010	59
Gilbert	Jimmie	LB	Colorado	2017	47
Gilbert	Lewis	TE	Florida	1980	82
Gilliam	Garry	OL	Penn State	2017–*	76
Gilmore	Bryan	WR	Midwestern State	2006–07	81, 84
Ginn Jr.	Ted	WR	Ohio State	2010–12	19
Givens	Reggie	LB	Penn State	1998–99	59
Gladney	Tony	WR	UNLV	1987	17, 86
Glover	Clyde	DE	Fresno State	1987	93
Goad	Paul	FB	Abilene Christian	1956	36
Gogan	Kevin	G	Washington	1997–98	66
Goldson	Dashon	S	Washington	2007–12	38
Gonsoulin	Austin	DB	Baylor	1967	35
Gonzaga	John	T	Mt. Diablo High (Calif.)	1956–59	76
Gooden	Tavares	LB	Miami	2011–12	56
Goodspeed	Dan	T/G	Kent State	2001	72
Goodwin	Jonathan	C	Michigan	2011–13	59
Goodwin	Marquise	WR	Texas	2017–*	11
Gordon	Steve	C	California	1998	59, 64
Gore	Frank	RB	Miami (Fla.)	2005–14	21
Goss	Antonio	LB	North Carolina	1989, 91–95	98
Gossett	Bruce	K	Richmond	1970–74	30
Gould	Robbie	K	Penn State	2017–*	9

Last	First	Position	College	Years	Jersey #
Gragg	Scott	T	Montana	2000–04	78
Grant	Alan	CB	Stanford	1992	24, 26
Grant	Larry	LB	Ohio State	2011–12	54
Gray	Tim	DB	Texas A&M	1979	30
Grbac	Elvis	QB	Michigan	1993–96	18
Green	Jacob	DE	Texas A&M	1992	76
Green	Roderick	DE/LB	Central Missouri St.	2006–08	54
Greene	Kevin	LB	Auburn	1997	91
Greenlee	Fritz	LB	Arizona	1969	59
Greer	Terry	WR	Alabama State	1987–89	29, 82, 83
Gregory	Garland	G	Louisiana Tech	1946–47	32
Grgich	Visco	G	Santa Clara	1946–52	34, 38, 47, 64
Griffin	Don	CB	Middle Tennessee St.	1986–93	29
Gutierrez	Brock	C	Central Michigan	2003–04	52

H

Hadley	Ron	LB	Washington	1987–88	54
Haggans	Clark	LB	Colorado State	2012	51
Haley	Charles	LB	James Madison	1986–91, 98–99	94, 95
Hall	Chad	WR	Air Force	2012	14
Hall	Dana	S	Washington	1992–94	28
Hall	Darryl	S	Washington	1995	43
Hall	Forrest	HB	San Francisco	1948	88
Hall	Leon	CB	Michigan	2017	20
Hall	Parker	HB	Mississippi	1946	64, 84
Hall	Rhett	DT	California	1994	91
Hall	Travis	DE	BYU	2005	92
Hall	Windlan	DB	S. Arizona State	1972–75	43
Hamm	Je'ron	TE	Louisiana–Monroe	2015–16	85
Hampton	Jewel	RB	Southern Illinois	2012	33
Hamilton	Derrick	WR	Clemson	2004–05	88
Handley	Dick	C	Fresno State	1947	26
Hanks	Merton	CB	Iowa	1991–98	36
Hannon	Chris	WR	Tennessee	2008	15
Hanshaw	Tim	G	BYU	1995–98	77
Hanson	Joselio	DB	Texas Tech	2004–05	27
Hantla	Bob	G	Kansas	1954–55	69
Haralson	Parys	LB	Tennessee	2006–12	98
Hardman	Cedrick	DE	North Texas State	1970–79	86
Hardy	Adrian	CB	Northwestern State	1993–94	45
Hardy	Andre	FB	St. Mary's	1987	47
Hardy	Carroll	HB	Colorado	1955	27
Hardy	Edgar	G	Jackson State	1973	63
Hardy	Kevin	DT	Notre Dame	1968	68, 86
Harkey	Lem	HB	Emporia State	1955	32
Harmon	Derrick	RB/KR	Cornell	1984–86	24
Harold	Eli	LB	Virginia	2015–17	57, 58
Harper	Chris	WR	California	2016	14
Harper	Chris	WR	Kansas State	2013	13
Harper	Willie	LB	Nebraska	1973–83	59
Harris	DuJuan	RB	Troy	2015–16	32
Harris	Joe	LB	Georgia Tech	1978	50
Harris	Kwame	T	Stanford	2003–07	77
Harris	Mark	WR	Stanford	1996–99	19, 88
Harris	Marcell	S	Florida	2018–*	36
Harris	Marques	LB	Southern Utah	2009	54
Harris	Tim	LB	Memphis State	1991–92, 94–95	92, 99
Harris	Tony	WR	Toledo	1971	20
Harris	Walt	CB	Mississippi State	2006–09	27
Harrison	Bob	LB	Oklahoma	1959–61, 65–67	54
Harrison	Dennis	DE	Vanderbilt	1986	96
Harrison	Kenny	WR	SMU	1976–78	83
Harrison	Martin	LB	Washington	1990–93	56, 57
Hart	Jeff	T	Oregon State	1975	68
Hart	Taylor	DT	Oregon	2016	96
Hart	Tommy	DE	Morris Brown	1968–77	53
Harty	John	DT	Iowa	1981–83, 85–86	75
Hastings	Joe	WR	Washburn	2011	13
Hauck	Tim	S	Montana	2002	45
Hawthorne	Duane	CB	Northern Illinois	2002	43
Hayes	Bob	WR	Florida A&M	1975	22



Last	First	Position	College	Years	Jersey #
Hayne	Jarryd	RB	No College	2015	38
Hays	Harold	LB	Southern Mississippi	1968–69	54
Hazeltine	Matt	LB	California	1955–68	55
Heard	Ronnie	S	Mississippi	2000–04	38
Hearst	Garrison	RB	Georgia	1997–03	20
Heitmann	Eric	C/G	Stanford	2002–10	66
Heller	Ron	TE	Oregon State	1987–88	89
Helton	Barry	P	Colorado	1988–90	9
Henderson	Keith	FB	Georgia	1989–92	30
Henderson	Thomas	LB	Langston	1980	50
Hendrickson	Steve	LB	California	1989	56
Henke	Ed	E	USC	1951–52, 56–60	47, 75, 89
Henley	Thomas	WR	Stanford	1987	84
Herchman	Bill	T	Texas Tech	1956–59	72
Hetherington	Chris	FB	Yale	2005–06	41, 44
Hetterma	Dave	T	New Mexico	1967	62, 65
Hicks	Dwight	S	Michigan	1979–85	22
Hicks	Maurice	RB	North Carolina A&T	2004–07	43
Hikutini	Cole	TE	Louisville	2017	83
Hill	Jason	WR	Washington State	2007–10	89
Hill	John	C	Lehigh	1985	52
Hill	Shaun	QB	Maryland	2006–09	13
Hilton	Scott	LB	Salem College	1979–80	55
Hindman	Stan	DE	Mississippi	1966–71, 73–74	74, 80
Hoage	Terry	S	Georgia	1993	41
Hobbs	Dick	G	Georgia	1949–50	37
Hobgood–Chittick	Nate	DT	North Carolina	2000	76
Hodges	Gerald	LB	Penn State	2015–16	51
Hofer	Paul	RB	Mississippi	1976–81	36, 41
Hoffman	Gary	T	Santa Clara	1987	78
Hogan	Mike	FB	Tenn.–Chattanooga	1979	45
Hogland	Doug	G	Oregon State	1953–55	64
Holba	Colin	LS	Louisville	2018–*	40
Holcomb	Curtis	CB	Florida A&M	2011	41
Holladay	Bob	HB	Tulsa	1956–57	27, 40
Hollas	Hugo	DB	Rice	1974	47
Holliday	Trindon	WR	LSU	2014	19
Holloway	Menson	DE	UTEP	2001	71, 99
Holman	Rashad	CB	Louisville	2001–03	26
Holmes	Mike	DB	Texas Southern	1974–75	20
Holmoe	Tom	S	Brigham Young	1983–89	28, 46
Holt	Pierce	DE	Angelo State	1988–92	78, 98
Holzer	Tom	DE	Louisville	1967	87
Hopson	Tyrone	G	Eastern Kentucky	1999–00	66
Horn	Bob	LB	Oregon State	1982–83	55
Horne	Dick	E	Oregon	1947	51
Hoskins	Bob	DT	Wichita State	1970–75	56
Howard	Eddie	P	Idaho	1998	2
Howell	Clarence	E	Texas A&M	1948	56
Hoyer	Brian	QB	Michigan State	2017	2
Hudson	Marcus	S	North Carolina St.	2006–09	23
Huff	Gary	QB	Florida State	1980	19
Huff	Marty	LB	Michigan	1972	54
Hughes	Ernie	G	Notre Dame	1978, '80	65, 66
Hull	Tom	LB	Penn State	1974	54
Hunt	Charlie	LB	Florida State	1973	61
Hunter	Kendall	RB	Oklahoma State	2011–15	32
Hyde	Carlos	RB	Ohio State	2014–17	28

I

Ifeanyi	Israel	DE/LB	USC	1996	59, 95
Igwebuike	Godwin	DB	Northwestern	2018–*	35
Isenbarger	John	RB	Indiana	1970–73	17
Isom	Jasen	FB	Western Illinois	2003–04	41
Israel	Steve	CB	Pittsburgh	1995–96	31
Iupati	Mike	G	Idaho	2010–14	77
Iworah	Prince Charles	CB	Western Kentucky	2016–17	30

J

Jackson	Asa	CB	Cal Poly	2017	30
Jackson	Darrell	WR	Florida	2007	82

Last	First	Position	College	Years	Jersey #
Jackson	Jim	HB	Western Illinois	1966–67	38
Jackson	Johnnie	S	Houston	1989–92	40
Jackson	Randy	RB	Wichita State	1973	33
Jackson	Rickey	DE/LB	Pittsburgh	1994–95	57
Jackson	Terry	RB	Florida	1999–05	22
Jackson	Wilbur	RB	Alabama	1974–79	40
Jacobs	Brandon	RB	Southern Illinois	2012	45
Jacobs	Chuck	WR	Utah State	2014	17
Jacobs	Taylor	WR	Florida	2006–07	88
James	Chancellor	S	Boise State	2017	43
James	LaMichael	RB	Oregon	2012–14	23
James Jr.	Richie	WR	Middle Tennessee State	2018–*	13
James	William	CB	Western Illinois	2010	31
Jean Francois	Ricky	DT	LSU	2009–12	95
Jenkins	A.J.	WR	Illinois	2012	17
Jennings	Brian	TE/LS	Arizona State	2000–12	86
Jennings	Jonas	T	Georgia	2005–08	75
Jennings	Rick	WR	Maryland	1977	33
Jerod–Eddie	Tony	DT	Texas A&M	2012–16	63
Jerome	Lorenzo	DB	Saint Francis (PA)	2017	26
Jervey	Travis	RB	Citadel	1999–00	32
Jessup	Bill	E	USC	1951–52, 54–58	55, 85
Joelson	Greg	DE	Arizona State	1991	93
Johnson III	BJ	WR	Georgia Southern	2017	83
Johnson	Bill	C	Tyler J.C.	1948–56	23, 53
Johnson	Bryant	WR	Penn State	2008	82
Johnson	Cam	LB	Virginia	2012	50
Johnson	Charles	DB	Grambling	1979–80	44
Johnson	Charlie	DT	Louisville	1966–67	72
Johnson	Dennis	DE	Kentucky	2004	71
Johnson	Derrick	CB	Washington	2005	23
Johnson	Dontae	CB	North Carolina State	2014–17	36
Johnson	Eric	TE	Yale	2001–06	82
Johnson	Eric	S	Washington State	1979	24
Johnson	Garrett	DT	Illinois	2002	90
Johnson	Gary	DT	Grambling	1984–85	97
Johnson	James	LB	San Diego State	1987	56
Johnson	John	LB	Clemson	1991–93	55
Johnson	John Henry	HB	Arizona State	1954–56	35
Johnson	Jimmy	DB	UCLA	1961–76	37
Johnson	Josh	QB	San Diego	2014	1
Johnson	Kermit	RB	UCLA	1975–76	47
Johnson	Leo	WR	Tennessee State	1969–70	81
Johnson	Rudy	HB	Nebraska	1964–65	32
Johnson	Sammy	RB	North Carolina	1974–76	48
Johnson	Stevie	WR	Kentucky	2014	13
Johnson	Walter	DE	Tuskegee	1967	58
Jones	Arrington	FB	Winston–Salem	1981	40
Jones	Brandon	WR	Oklahoma	2009	81
Jones	Brent	TE	Santa Clara	1987–97	84, 88
Jones	Chris	DT	Bowling Green	2016–17	93
Jones	Colin	S	TCU	2011	43
Jones	D.J.	DL	Mississippi	2017–*	93
Jones	Datone	DL	UCLA	2017	96
Jones	Don	DB	Arkansas State	2017	20, 36
Jones	Larry	WR	N.E. Missouri State	1978	21, 87
Jones	Terry	TE	Alabama	2005	49
Jordan	Darin	LB	Northeastern	1991–94	90
Jordan	James	WR	Louisiana Tech	2002–05	18, 46
Jorden	Tim	TE	Indiana	1995	48
Joseph	Alex	LB	Temple	2010	58
Judie	Ed	LB	Northern Arizona	1982–83	50
Jury	Bob	S	Pittsburgh	1978	26
Juszczyk	Kyle	FB	Harvard	2017–*	44

K

Kaepernick	Colin	QB	Nevada	2011–16	7
Kammerer	Carlton	LB	Pacific	1961–62	66
Katnik	Norm	C	USC	2005	63
Keasey	Zak	FB	Princeton	2007–08	45
Keeble	Jerry	LB	Minnesota	1987	98



Last	First	Position	College	Years	Jersey #
Keever	Carl	LB	Boise State	1987	41
Keith	John	S	Furman	2000–03	28
Kelcher	Louie	NT	SMU	1984	94
Kelly	Gorden	LB	Georgia	1960–61	83
Kelly	Todd	DE	Tennessee	1993–94	58
Kelm	Larry	LB	Texas A&M	1993	52
Kemp	Jeff	QB	Dartmouth	1986	9
Keneley	Matt	DT	USC	1999	75
Kennedy	Allan	T	Washington State	1981–84	66
Kennedy	Sam	LB	San Jose State	1988	57
Kenney	Charles	G	San Francisco	1947	38
Kerley	Jeremy	WR	Texas Christian	2016	17
Kilgore	Daniel	G	Appalachian State	2011–17	67
Kilgore	Jon	P	Auburn	1969	15
Killens	Terry	LB	Penn State	2001, 2002	52, 56
Killings	Cedric	DT	Carson Newman	2000	71
Kilmer	Billy	QB	UCLA	1961–62, 64–66	17
Kimbrough	Elbert	HB	Northwestern	1962–66	45
Kirby	Terry	RB	Virginia	1996–98	41
Kirk	Randy	LB	San Diego State	1996–99	57, 58
Kirschke	Travis	DT	UCLA	2003	90
Kirtman	David	FB	USC	2008	35
Kittle	George	TE	Iowa	2017–*	85
Knafelc	Gary	E	Colorado	1963	84
Knutson	Steve	G/T	USC	1978	60
Kolodziej	Ross	DT	Wisconsin	2002–03	92
Kopay	Dave	HB	Washington	1964–67	43
Korff	Mark	LB	Florida	1987	90
Kosier	Kyle	T	Arizona State	2002–04	69, 72
Kovach	Jim	LB	Kentucky	1985	57
Kraemer	Eldred	G	Pittsburgh	1955	65
Krahl	Jim	DT	Texas Tech	1980	90
Kramer	Kent	TE	Minnesota	1966	89
Kristick	Keaton	LB	Oregon State	2010	57
Krueger	Charles	DT	Texas A&M	1959–73	70
Krueger	Rolf	DE	Texas A&M	1972–74	78
Kugler	Pete	DT	Penn State	1981–83, 86–90	67, 77
Kuykendall	Fulton	LB	UCLA	1985	59
Kuzman	John	T	Fordham	1946	46
Kwalick	Ted	TE	Penn State	1969–74	82
Kyle	Jason	LB	Arizona State	2000	57
Kyles	Troy	WR	Howard	1992	85

L					
LaBounty	Matt	DE	Oregon	1992–93	93
LaBoy	Travis	LB	Hawaii	2010	54
LaFleur	Bill	P	Nebraska	2002–03	4
Lakes	Roland	DT	Wichita State	1961–70	60
Land	Fred	T	LSU	1948	45
Land	Mel	DE	Michigan State	1980	60
Landry	Michael	DE	Southern	2003	93
Langham	Antonio	CB	Alabama	1998	43
LaRose	Dan	DE	Missouri	1965	87
Larson	Bill	TE	Colorado State	1975	85
Lash	Jim	WR	Northwestern	1976–77	87
Latimer	Al	CB	Clemson	1980	29
Lattimore	Marcus	RB	South Carolina	2013–14	38
Laughlin	Bud	FB	Kansas	1955	36
Lawrence	Amos	RB	North Carolina	1981–82	20
Lawson	Manny	LB	North Carolina St.	2006–10	99
Lawson	Steve	G	Kansas	1976	61, 65
LeCount	Terry	WR	Florida	1978	80
Ledford	Dwayne	T	East Carolina	1999, 2003–04	67, 76
Ledyard	Hal	QB	Tenn.–Chattanooga	1953	12
Lee	Amp	RB	Florida State	1992–93	22
Lee	Andy	P	Pittsburgh	2004–14	4
Lee	Dwight	RB	Michigan State	1968	49
Lee	Elijah	LB	Kansas State	2017–*	47
Lee	Kevin	WR	Alabama	1996	17
Lee	Mark	CB	Washington	1991	27
Legette	Tyrone	CB	Nebraska	1998	45

Last	First	Position	College	Years	Jersey #
Legree	Lance	DT	Notre Dame	2006	92
Lelie	Ashley	WR	Hawaii	2007	18
Lemonier	Corey	LB	Auburn	2013–15	96
Leonard	Anthony	DB	Virginia Union	1976–78	42
Leonard	Jim	C	Santa Clara	1985	63
Leonhardt	Brian	TE	Bemidji State	2015	46
Leopold	Bobby	LB	Notre Dame	1980–83	45, 52
Leverette	Otis	DE	Ala.–Birmingham	2004	93
Levy	Chuck	RB	Arizona	1997–98	32
Lewis	Eddie	DB	Kansas	1976–79	22
Lewis	Gary	FB	Arizona State	1964–69	22
Lewis	Jonas	RB	San Diego State	2000–01	43
Lewis	Keith	S	Oregon	2004–08	28
Lewis	Kevin	DB	Northwestern Louisiana	1990–92	45
Lewis	Michael	SS	Colorado	2007–10	32
Lewis	Michael	WR	Grace King (La.) High	2007	84
Lewis	Ron	WR	Florida State	1990–92	83
Lewis	Thad	QB	Duke	2016	9
Lilly	Kevin	NT	Tulsa	1988–89	92
Lillywhite	Verl	HB	USC	1948–51	71, 81
Lincoln	Alex	LB	Auburn	2001–02	57
Lind	Mike	FB	Notre Dame	1963–64	38
Lindstrom	Chris	DT	Boston College	1983	78
Lisbon	Don	HB	Bowling Green	1963–64	42
Liter	Greg	DE	Iowa State	1987	77
Livingston	Howie	HB	Fullerton J.C.	1950	24, 94
Lloyd	Brandon	WR	Illinois	2003–05, 14	84, 85
Lockett	J.W.	RB	Central (Okla.) State	1961	35
Logan	Marc	RB	Kentucky	1992–94	43
Long	Tim	C	Memphis State	1987	68
Looney	Jim	LB	Purdue	1981	50
Looney	Joe	G	Wake Forest	2012–14	66, 78
Lopasky	Bill	G	West Virginia	1961	57
Lott	Ronnie	CB	USC	1981–90	42
Loville	Derek	RB	Oregon	1994–96	20
Loyd	Alex	E	Oklahoma State	1950	59
Luna	Bob	HB	Alabama	1955	49
Lykes	Lenny	HB	Louisville	1959–60	26
Lynch	Aaron	LB	South Florida	2014–17	59
Lynch	Ben	C	California	1999–02	60
Lynn	Anthony	RB	Texas Tech	1995–96	29

M					
Mabin	Greg	DB	Iowa	2017–*	26
MacAfee	Ken	TE	Notre Dame	1978–79	81
Macauley	John	OL	Stanford	1984	67
Mackey	Dee	TE	East Texas State	1960	87
Maderos	George	HB	Chico State	1955–56	40
Magac	Mike	G	Missouri	1960–64	62
Magnuson	Erik	OL	Michigan	2017–*	62
Maloney	Norm	E	Purdue	1948–49	59
Manley	Joe	LB	Mississippi State	1953	54
Mann	Charles	DE	Nevada	1994	71
Manningham	Mario	WR	Michigan	2012–13	82
Manuel	Sean	TE	New Mexico State	1996	86
Maragos	Chris	S	Wisconsin	2010	40
Marecic	Owen	FB	Stanford	2013	48
Margerum	Ken	WR	Stanford	1986–87	84
Marsh	Cassius	DL	UCLA	2017–*	54
Martin	Jonathan	T	Stanford	2014	71
Martin	Marcus	C	USC	2014–16	66
Marquardt	Luke	T	Azusa Pacific	2013	61
Marshall	Rasheed	WR	Pittsburgh	2005	89
Martin	Bob	LB	Nebraska	1979	54
Martin	Derrick	LB	San Jose State	1987	31
Martin	Jamie	QB	Weber State	2008	10
Martin	Keshawn	WR	Michigan State	2016	19
Martin	Saladin	DB	San Diego State	1981	29
Masini	Leonard	FB	Fresno State	1947–48	74
Mason	Lindsey	T	Kansas	1982	78
Matheson	Riley	G–LB	Texas Western	1948	37



Last	First	Position	College	Years	Jersey #
Mathews	Ned	HB	UCLA	1946–47	73, 83
Matthews	Al	S/CB	Texas A&I	1977	47
Matthews	Clay	E	Georgia Tech	1950, 53–55	46, 83
Matuszak	Marv	LB	Tulsa	1957–58	54
Maurer	Andy	G	Oregon	1976	61
Maxie	Brett	S	Texas Southern	1997	25
Maxwell	Jim	LB	Gardner–Webb	2005	57
Maxwell	Marcus	WR	Oregon	2005	19
Mays	Taylor	S	USC	2010	23
McAddley	Jason	WR	Alabama	2005	15
McAlister	Ken	LB/S	San Francisco	1983	48
McBath	Darcel	S	Texas Tech	2012	28
McCaffrey	Ed	WR	Stanford	1994	81
McCaffrey	Max	WR	Duke	2017	1, 13
McCann	Jim	P	Arizona State	1971–72	15
McCoil	Dexter	DB	Tulsa	2017	27
McColl	Milt	LB	Stanford	1981–87	53
McCormick	Dave	T	LSU	1966	73
McCormick	Tom	HB	Pacific	1956	43
McCormick	Walt	C	USC	1948	38
McCoy	Colt	QB	Texas	2013	2
McCoy	LeRon	WR	Indiana (Pa.)	2007	19
McCoy	Mike	QB	Utah	1997	10
McCray	L.J.	S	Catawba	2014–15	31
McCray	Willie	DE	Troy State	1978	76
McCullough	George	CB	Baylor	2001	24
McDaniel	Tony	DL	Tennessee	2017	69
McDermott	Kevin	LS	UCLA	2013	47
McDonald	Ramos	CB	New Mexico	1999	35
McDonald	Ray	DT	Florida	2007–14	91
McDonald	Tim	S	USC	1993–99	46
McDonald	Vance	TE	Rice	2013–16	89
McElhenny	Hugh	HB	Washington	1952–60	39
McFadden	Leon	CB	San Diego State	2014	30
McFarland	Kay	HB	Colorado State	1962–66, '68	26
McGee	Willie	WR	Alcorn A&M	1976–77	81
McGill	Ralph	CB	Tulsa	1972–77	49
McGlinchey	Mike	T	Notre Dame	2018–*	69
McGrew	Reggie	DT	Florida	1999–01	92
McGruder	Michael	CB	Kent	1992–93	26
McHan	Lamar	QB	Arkansas	1963	15, 17
McIlhenny	Don	HB	SMU	1961	35
McIntyre	Guy	G	Georgia	1984–93	62
McIntyre	Jeff	LB	Arizona State	1979	52
McKenzie	Reggie	LB	Tennessee	1992	50
McKillop	Scott	LB	Pittsburgh	2009–10	56
McKinnon	Jerick	RB	Georgia Southern	2018–*	28
McKoy	Billy	LB	Purdue	1974	58
McKyer	Tim	CB	Texas–Arlington	1986–89	22
McLemore	Dana	KR/CB	Hawaii	1982–87	43
McManis	Wynton	LB	Memphis	2016	48
McMillian	Mark	CB	Alabama	1999	29
McNeil	Clifton	E	Grambling	1968–69	85
McNichols	Jeremy	RB	Boise State	2017	33
McNown	Cade	QB	UCLA	2002	9
McQuarters	R.W.	CB	Oklahoma State	1998–99	21
Mellekas	John	C	Arizona	1962	75
Mellus	John	T	Villanova	1946	45
Melville	Dan	P	California	1979	11
Mertens	Jerry	HB	Drake	1958–65	80
Messer	Dale	HB	Fresno State	1961–65	29
Meyers	Bob	HB	Stanford	1952	27
Michalik	Art	G	St. Ambrose	1953–54	62
Middlebrooks	Willie	CB	Minnesota	2005	25, 35
Mike	Bob	T	UCLA	1948–49	47
Mike–Mayer	Steve	K	Maryland	1975–76	10
Mikolas	Doug	NT	Portland State	1987–88	97
Milem	John	DE	Lenoir–Rhyne	2000–01	93, 99
Miles	Searcy	DB	San Jose State	1954–56	42
Millen	Alec	T	Georgia	1993 (P)	76
Millen	Matt	LB	Penn State	1989–90	54
Miller	Brit	FB	Illinois	2009	47

Last	First	Position	College	Years	Jersey #
Miller	Bruce	FB	Central Florida	2011–15	49
Miller	Clark	DE	Utah State	1962–68	74
Miller	Hal	T	Georgia Tech	1953	77
Miller	Jim	P	Mississippi	1980–82	3
Miller	Johnny	G	Livingston	1977–78	66
Milstead	Rod	G	Delaware State	1994–97	69
Mira	George	QB	Miami (Fla.)	1964–68	10
Mirer	Rick	QB	Notre Dame	2000–01	3
Mitcham	Gene	HB	Arizona State	1958	26
Mitchell	Earl	NT	Arizona	2017–*	90
Mitchell	Kevin	LB	Syracuse	1994–97	55
Mitchell	Dale	LB	USC	1976	64
Mitchell	Tom	TE	Bucknell	1974–77	84
Mixon	Bill	HB	Georgia	1953–54	48
Moegle	Dick	HB	Rice	1955–59	47
Mojsiejenko	Ralf	P	Michigan State	1991	2
Momsen	Bob	G	Ohio State	1952	68
Monachino	Jim	HB	California	1951	49, 99
Monds	Wonder	DB	Nebraska	1978	25
Monroe	Carl	RB/KR	Utah	1983–87	32
Montana	Joe	QB	Notre Dame	1979–92	16
Montgomery	Blanchard	LB	UCLA	1983–84	38, 52, 60
Montgomery	Monty	CB	Houston	1999–00	24
Moody	Nick	LB	Florida State	2013–14	54
Moore	Brandon	LB	Oklahoma	2002–07	56
Moore	Dean	LB	Iowa	1978	53
Moore	Gene	RB	Occidental	1969	43
Moore	Jason	S	San Diego State	2000, '02	33, 35
Moore	Jay	LB	Nebraska	2007–08	58
Moore	Jeff	RB	Jackson State	1982–83	25
Moore	Manfred	RB	USC	1974–75	45
Moore	Tarvarius	DB	Southern Mississippi	2018–*	33
Moore	Marlon	WR	Fresno State	2013	19
Moran	Sean	DE	Colorado	2002–03	99
Morgan	Joe	T	Southern Mississippi	1949	48
Morgan	Joshua	WR	Virginia Tech	2008–11	84
Morgan	Melvin	DB	Mississippi Valley St.	1979–80	46
Moroski	Mike	QB	UC Davis	1986	15
Morrall	Earl	QB	Michigan State	1956	11
Morris	Alfred	RB	Florida Atlantic	2018–*	46
Morris	Darryl	CB	Texas State	2013	40
Morris	Dennit	LB	Oklahoma	1958	57
Morris	George	C	Georgia Tech	1956	52
Morrison	Dennis	QB	Kansas State	1974	10
Morton	Dave	LB	UCLA	1979	50
Morton	John	LB	TCU	1953	36
Morton	Johnnie	WR	USC	2005	84
Morze	Frank	C	Boston College	1957–61	53, 63
Moseley	Emmanuel	CB	Tennessee	2018–*	41
Moss	Randy	WR	Marshall	2012	84
Mostert	Raheem	RB	Purdue	2017–*	31
Moten	Gary	LB	SMU	1983	59, 63
Mudd	Howard	G	Hillsdale	1964–69	68
Mullens	Nick	QB	Southern Mississippi	2018–*	4
Murphy	Louis	WR	Florida	2017	18
Murphy	Rob	C/G	Ohio State	2003–05	68
Musgrave	Bill	QB	Oregon	1991–94	14
Myers	Chip	E	N.W. Oklahoma	1967	46

N

Navies	Hannibal	LB	Colorado	2006–07	55
Neal	Randy	LB	Virginia	1998	52
Nedney	Joe	K	San Jose State	2005–10	6
Nehemiah	Renaldo	WR	Maryland	1982–84	83
Nelson	Bob	LB	Nebraska	1979	66
Nelson	Kyle	TE/LS	New Mexico State	2014–*	86
Neville	Tom	G	Fresno State	1991	69
Newberry	Jeremy	C	California	1998–06	62
Newsom	Donavin	LB	Missouri	2017	48
Newsome	Craig	CB	Arizona State	1999	27
Nicholas	Calvin	WR	Grambling	1988	88



Last	First	Position	College	Years	Jersey #
Nichols	Mark	LB	Colorado State	1978	58
Nicholson	Jim	T	Michigan State	1981	67
Nix	Jack	E	USC	1950	58
Nixon	Tory	CB	San Diego State	1985–88	20, 31
Nomellini	Leo	T	Minnesota	1950–63	42, 73
Norberg	Hank	E	Stanford	1946–47	55
Nordquist	Mark	G	Pacific	1976	68
Norris	Moran	FB	Kansas	2006–07, 09–11	40, 44
Norton	Jim	T	Washington	1965–66	75
Norton Jr.	Ken	LB	UCLA	1994–00	51
Norton	Ray	HB	San Jose State	1960–61	23
Nunley	Frank	LB	Michigan	1967–76	57
Nzeocha	Mark	LB	Wyoming	2017–*	46, 53

O

O'Donahue	Pat	E	Wisconsin	1952	83
O'Neal	Brian	RB	Penn State	1995	26
O'Sullivan	J.T.	QB	UC Davis	2008	14
Oates	Bart	C	BYU	1994–95	66
Obradovich	Jim	TE	USC	1976–77	89
Odom	Ricky	DB	USC	1978	42
Okefor	Chihe	DE	Purdue	1999–02	91
Okoye	Lawrence	DL	No College	2013	98
Olerich	Dave	E	San Francisco	1967–68, 72–73	84
Oliver	Melvin	DE	LSU	2006–07	96
Olson	Drew	QB	UCLA	2007	7
Olssen	Lance	T	Purdue	1968–69	73
Onwualu	James	LB	Notre Dame	2018–*	57
Orosz	Tom	P	Ohio State	1983	3, 19
Osborne	Clancy	LB	Arizona State	1959–60	33
Osgood	Kassim	WR	San Diego State	2013–14	14
Osika	Craig	G/C	Indiana	2002	71
Ostrowski	Phil	G	Penn State	1998–00	69
Owen	Tom	QB	Wichita State	1974–75	14
Owens	James	WR	UCLA	1979–80	20, 89
Owens	R.C.	HB	College of Idaho	1957–61	27
Owens	Terrell	WR	Tenn.–Chattanooga	1996–03	81

P

Pace	Jim	HB	Michigan	1958	43
Palatella	Lou	G	Pittsburgh	1955–58	68
Palmer	Jesse	QB	Florida	2005	2
Paris	Bubba	T	Michigan	1982–90	77
Parker	Anthony	CB	Weber State	1999–02	21, 86
Parker	Don	G	Virginia	1967	63
Parks	Dave	E	Texas Tech	1964–67	81
Parks	Limbo	G	Arkansas	1987	66, 72
Parrish	James	T	Temple	1993	77
Parrish	Tony	S	Washington	2002–06	33
Parsons	Earle	HB	USC	1946–47	84, 94
Pashos	Tony	T	Illinois	2009–*	77
Patera	Dennis	K	BYU	1968	14
Patrick	Chris	T	Nebraska	2009–10	61
Patterson	Reno	DE	Bethune–Cookman	1987	92
Patton	Quinton	WR	Louisiana Tech	2013–16	11
Patton	Ricky	RB	Jackson State	1980–82	32, 42
Paulsen	Logan	TE	UCLA	2017	82
Pavlich	Chuck	G	Muskegon High (MI)	1946	37
Paye	John	QB	Stanford	1988	15
Pears	Erik	G/T	Colorado State	2015	71
Peelle	Justin	TE	Oregon	2011	81
Peets	Brian	TE	Pacific	1981	82
Penchion	Bob	T	Alcorn A&M	1974–75	66
Peoples	Woody	G	Grambling	1968–77	69
Perry	Joe	FB	Compton J.C.	1948–60, '63	34, 74
Perry	Scott	S	Williams	1980	32
Person	Mike	G	Montana State	2011, 2018–*	68, 78
Peters	Scott	C/G	Arizona State	2004	67
Peterson	Anthony	LB	Notre Dame	1994–95, 98–99	50, 53
Peterson	Julian	LB	Michigan State	2000–05	98
Peterson	Todd	K	Georgia	2003–04	2

Pettis	Dante	WR	Washington	2018–*	18
Phillips	Lawrence	RB	Nebraska	1999	33
Phillips	Mel	DB	North Carolina A&T	1966–77	32
Pickett	Cody	QB	Washington	2004–05	3
Pillers	Lawrence	DE	Alcorn A&M	1980–84	65
Pine	Ed	LB	Utah	1962–64	54
Pinion	Bradley	P	Clemson	2015–*	5
Pleasant	Anthony	DE	Tennessee State	2000	94
Plummer	Ahmed	CB	Ohio State	2000–05	29
Plummer	Bruce	CB	Mississippi State	1990	28
Plummer	Gary	LB	California	1994–97	50
Plunkett	Jim	QB	Stanford	1976–77	14, 16
Pochman	Owen	K	BYU	2003	11
Pollack	Frank	T/G	Northern Arizona	1990–91, 94–97	72, 75
Pollard	Darryl	CB	Weber State	1987–91	26, 36
Ponder	Christian	QB	Florida State	2016	15
Poole	Bob	E	Clemson	1964–65	82
Pope	Marquez	CB	Fresno State	1995–98	23
Popson	Ted	TE	Portland State	1994–96	85
Posey	Jeff	DE	Southern Mississippi	1998–00	96
Powell	Charley	E	San Diego High (Calif.)	1952–53, 55–57	87
Powell	Tyvis	DB	Ohio State	2017–*	30, 45
Powers	Jim	HB	USC	1950–53	15, 62
Preston	Roell	KR	Mississippi	1999	15
Price	Daryl	DE	Colorado	1996–97	71, 91, 96
Prioleau	Pierson	DB	Virginia Tech	1999–00	23
Prokop	Joe	P	Cal Poly–Pomona	1991	4
Puddy	Harold	T	Oregon	1948	46
Puki	Craig	LB	Tennessee	1980–81	54
Purcell	Mike	NT	Wyoming	2014–16	64
Putzier	Rollin	NT	Oregon	1989	64, 76

Q

Quillan	Fred	C	Oregon	1978–87	56
Quilter	Chuck	T	Tyler J.C.	1949	45

R

Rachal	Chilo	G	USC	2008–11	62
Raines	Mike	DT	Alabama	1974	63
Ramson	Eason	TE	Washington State	1979–83	80
Randle	Sonny	E	Virginia	1967	83
Randolph	Alvin	DB	Iowa	1966–70, '74	27
Rasheed	Saleem	LB	Alabama	2002–05	51
Rasley	Rocky	G	Oregon State	1976	63
Rathman	Tom	FB	Nebraska	1986–93	44
Rattay	Tim	QB	Louisiana Tech	2000–05	13
Ray	Ricky	QB	Sacramento State	2001	18
Reach	Kevin	G	Utah	1987	65
Reaser	Keith	CB	Florida Atlantic	2015–17	27
Redmond	Will	CB	Mississippi State	2016–17	23
Reed Jr.	D.J.	DB	Kansas State	2018–*	32
Reed	Jeff	K	North Carolina	2010	3
Reed	Joe	QB	Mississippi State	1972–74	13, 19
Reed	Rayshun	CB	Troy State	2004–05	31
Reese	Albert	DT	Grambling	1997–98	71
Reese	Archie	DE	Clemson	1978–81	78
Reid	Bill	C	Stanford	1975	54
Reid	Eric	S	LSU	2013–17	35
Remington	Bill	C	Washington State	1946	23
Renfro	Dick	FB	Washington State	1946	73
Reynolds	Jack	LB	Tennessee	1981–84	64
Rhodes	Bruce	DB	San Francisco State	1976	23
Rhodes	Ray	CB	Tulsa	1980	26
Rice	Jerry	WR	Mississippi Valley St.	1985–00	80
Richard	Kris	S	USC	2005	35
Richardson	Mike	CB	Arizona State	1989	27
Richburg	Weston	C/G	Colorado State	2018–*	58
Richey	Wade	K	LSU	1998–00	7
Richie	David	DT	Washington	1998–99	93, 94
Ridgle	Elston	DE	Nevada	1987	96
Ridlon	Jim	HB	Syracuse	1957–62	42



Last	First	Position	College	Years	Jersey #
Riley	Preston	WR	Memphis State	1970–72	85
Ring	Bill	RB	BYU	1981–86	30
Rivera	Steve	WR	California	1976–77	80
Roberson	Vern	DB	Grambling	1978	49
Roberts	C.R.	FB	USC	1959–62	28, 32
Roberts	Larry	DE	Alabama	1986–93	91
Robertson	Jamal	RB	Ohio Northern	2002–04	25
Robinson	Aldrick	WR	Southern Methodist	2017	19
Robinson	Jimmy	WR	Georgia Tech	1980	85
Robinson	Michael	RB	Penn State	2006–09	24
Robinson	Rashard	CB	LSU	2016–17	33
Robinson	Trenton	S	Michigan State	2012	30
Robinson	Tyree	S	Oregon	2018–*	49
Robnett	Ed	HB	Texas Tech	1947	71
Roby	Reggie	P	Iowa	1998	4
Rock	Walter	T	Maryland	1963–67	67
Rodgers	Del	RB	Utah	1987–88	25, 35, 46
Rogers	Carlos	CB	Auburn	2011–13	22
Rogers	Doug	DE	Stanford	1986	65
Rogers	Eric	WR	California Lutheran	2016	3
Rohde	Len	T	Utah State	1960–74	76
Roman	Mark	S	LSU	2006–*	26
Romanowski	Bill	LB	Boston College	1988–93	53
Roskie	Ken	FB	South Carolina	1946	74
Rossum	Allen	KR/PR	Notre Dame	2008–09	20
Rubke	Karl	C	USC	1957–60, 62–63, '65	52
Rubio	Angel	DT	Southeast Missouri St.	1998	91
Rucka	Leo	C	Rice	1956	50
Rudolph	Joe	G	Wisconsin	1997	60
Ruhman	Chris	T	Texas A&M	1998	71
Rumph	Mike	CB	Miami (Fla.)	2002–05	24
Runager	Max	P	South Carolina	1984–88	4
Ruskusky	Roy	E	St. Mary's	1946	52
Russell	Damien	S	Virginia Tech	1993	38
Ryan	Sean	TE	Boston College	2008	81

S

Sabuco	Tino	C	San Francisco	1949	24
Sagely	Floyd	E	Arkansas	1954–56	89
Salata	Paul	E	USC	1949–50	55
Salmon	Mike	DB	USC	1996	30
Sanders	Deion	DB	Florida State	1994	21
Sandifer	Bill	DT	UCLA	1974–76	60
Sandifer	Dan	HB	LSU	1950	81
Santos	Todd	QB	San Diego State	1988	7
Sapolu	Jesse	C/G	Hawaii	1983–97	61
Sardisco	Tony	G	Tulane	1956	65
Satterfield	Alf	T	Vanderbilt	1947	48
Saunders	John	DB	Toledo	1974–75	33
Savage	Tom	QB	Pittsburgh	2018	14
Saylor	Jace	DE	Michigan State	2003	77
Schabbarum	Pete	HB	California	1951, 53–54	44, 88
Schiechl	John	C	Santa Clara	1947	24
Schlecht	John	DT	Minnesota	2001–02	93
Schmidt	Henry	T	USC–Trinity (Tex.)	1959–60	74
Schmitt	Ricky	K	Shepherd	2009	2
Schreiber	Larry	RB	Tennessee Tech	1971–75	35
Schulters	Lance	S	Hofstra	1998–01	30
Schwantz	Jim	LB	Purdue	1997	52
Scoggins	Eric	LB	USC	1982	63
Scotti	Ben	HB	Maryland	1964	28, 48
Scrafford	Kirk	OL	Montana	1995–98	76
Seabron	Thomas	LB	Michigan	1979–80	53
Seal	Paul	TE	Michigan	1977–79	85
Seigler	Richard	LB	Oregon State	2004–05	54
Serwanga	Wasswa	CB	UCLA	1999	43
Setzer	Bobby	DE	Boise State	2001–02	90
Seymour	Ryan	G	Vanderbilt	2013	62
Sharkey	Ed	G	Duke/Nevada	1955–56	63
Shaw	Charles	G	Oklahoma State	1950	31

Last	First	Position	College	Years	Jersey #
Shaw	Josh	DT	Michigan State	2002	93
Shell	Todd	LB	BYU	1984–87	90
Shelley	Jo Nathan	CB	Mississippi	1987	30
Shepherd	JaCorey	CB	Kansas	2016	38
Sheriff	Stan	LB	Cal Poly–SLO	1956–57	50
Sherman	Richard	CB	Stanford	2018–*	25
Sherrard	Mike	WR	UCLA	1989–92	88
Shields	Billy	T	Georgia Tech	1984	67
Shoener	Hal	E	Iowa	1948–50	52
Shumann	Mike	WR	Florida State	1978–79, '81	84
Shumon	Ron	LB	Wichita State	1979	50
Sieminski	Charlie	T	Penn State	1963–65	65
Siglar	Ricky	G/T	San Jose State	1990	63
Silas	Sam	DE	Southern Illinois	1969–70	78
Silberman	Ian	OL	Boston College	2015	62
Simonton	Ken	RB	Oklahoma State	2004	30
Simpson	Jerome	WR	Coastal Carolina	2015	14
Simpson	Mike	DB	Houston	1970–73	38
Simpson	O.J.	RB	USC	1978–79	32
Sims	Barry	T	Utah	2008–10	65
Singleton	Nate	WR	Grambling	1993–96	88
Singleton	Ron	T	Grambling	1977–80	67
Sitko	Emil	HB	Notre Dame	1950	82
Skaugstad	Daryle	DT	California	1983	78
Skelton	John	QB	Fordham	2013	18
Skov	Shayne	LB	Stanford	2015–16	56
Skuta	Dan	LB	Grand Valley State	2013–14	51
Slaughter	T.J.	LB	Southern Mississippi	2006	52
Smelter	DeAndre	WR	Georgia Tech	2016	18
Smerlas	Fred	NT	Boston College	1990	76
Smiley	Justin	G	Alabama	2004–07	65
Smith	Aldon	LB	Missouri	2011–14	99
Smith	Alex	QB	Utah	2005–12	11
Smith	Alfonso	RB	Kentucky	2014	38
Smith	Artie	DL	Louisiana Tech	1993–94	95
Smith	Charles	E	Abilene Christian	1956	80
Smith	Corey	DE	North Carolina State	2004–05	58, 71
Smith	Derek	LB	Arizona State	2001–07	50
Smith	Ernie	HB	Compton J.C.	1955–56	42
Smith	Frankie	CB	Baylor	1996–97	27, 29
Smith	George	C	California	1947	23, 25
Smith	Irv	TE	Notre Dame	1998	82
Smith	J.D.	HB	North Carolina A&T	1956–64	24
Smith	Jerry	G	Wisconsin	1952–53	69
Smith	Justin	DT	Missouri	2008–14	94
Smith	Keith	CB	McNeese State	2009	20
Smith	Malcolm	LB	USC	2017–*	51
Smith	Noland	RB	Tennessee State	1969	1
Smith	Paul	RB	UTEP	2000–02	27
Smith	Reggie	CB	Oklahoma	2008–11	30
Smith	Steve	E	Michigan	1966–67	86
Smith	Torrey	WR	Maryland	2015–16	82
Smith	Trent	TE	Oklahoma	2005	48
Smith	Troy	QB	Ohio State	2010	1
Snead	Norman	QB	Wake Forest	1974–75	16
Sniadecki	Jim	LB	Indiana	1969–73	58
Snyder	Adam	T/G	Oregon	2005–11, '13	68
Solomon	Freddie	WR	Tampa	1978–85	88
Soltau	Gordy	E	Minnesota	1950–58	51, 82
Sopoaga	Isaac	NT	Hawaii	2004–12	90
Sparks	Dave	G	South Carolina	1951	39, 68
Spence	Julian	HB	Sam Houston	1957	40
Spencer	Shawntae	CB	Pittsburgh	2004–11	36
Spikes	Takeo	LB	Auburn	2008–10	51
Spillman	C.J.	S	Marshall	2010–13	27
Spurlock	Micheal	WR	Mississippi	2009	18
Spurrier	Steve	QB	Florida	1967–75	11
St. Clair	Bob	T	San Francisco–Tulsa	1953–64	79
Staley	Joe	T	Central Michigan	2007–*	74
Standifer	Bob	NT	Tenn.–Chattanooga	1987	79
Standlee	Norm	FB	Stanford	1946–52	32, 72
Stanley	Chad	P	Stephen F. Austin	1999–00	4



Last	First	Position	College	Years	Jersey #
Stanley	Matt	FB	UCLA	2004	44
Steitz	Nick	G	Oregon	2006	74
Stenstrom	Steve	QB	Stanford	1999	18
Stephenson	Milford	G/T	Kansas State	2001–02	64
Stephoe	Jack	WR	Utah	1978	87
Stevens	Mark	QB	Utah	1987	7
Stewart	Daleroy	DT	Southern Mississippi	2004	64
Stewart	Quincy	LB	Louisiana Tech	2001–02	54
Stickles	Monty	E	Notre Dame	1960–67	85
Stidham	Howard	LB	Tennessee Tech	1977	58
Stits	Bill	DB	UCLA	1957–58	20
Stokes	J.J.	WR	UCLA	1995–02	83
Stolhandske	Tom	LB	Texas	1955	86
Stone	Ron	G	Boston College	2002–03	65
Stover	Jeff	DE	Oregon	1982–88	72
Streater	Rod	WR	Temple	2016	81
Street	Kentavious	DL	North Carolina State	2018–*	95
Streets	Tai	WR	Michigan	1999–03	89
Strickland	Bishop	FB	South Carolina	1951	75
Strickland	Donald	CB	Colorado	2006–08	30
Strong	Frank	LB	USC	2002	58
Strong	Jim	RB	Houston	1970	28
Stroth	Vince	T	BYU	1985	60
Strzykalski	John	HB	Marquette	1946–52	45
Stubblefield	Dana	DT	Kansas	1993–97, 2001–02	94
Stubbs	Daniel	DE	Miami (Fla.)	1988–89	96
Stuckey	Jim	DE	Clemson	1980–85	79
Stupar	Nate	LB	Penn State	2013	56
Sullivan	Bob	HB	Holy Cross	1948	94
Sullivan	John	S	California	1987	43
Sunseri	Vinnie	S	Alabama	2016	40
Susoeff	Nick	E	Washington State	1946–49	58
Sutherland	Vinny	KR/HB	Purdue	2001, '02 (P)	14, 25, 85
Sutro	John	T	San Jose State	1962	68
Suttle	Jason	CB	Wisconsin	2001	35
Swain	Brett	WR	San Diego State	2011	18
Swift	Justin	TE	Kansas State	2000–02	88
Swinford	Wayne	DB	Georgia	1965–67	23
Sydney	Harry	FB	Kansas	1987–91	24

T

Tamm	Ralph	G	West Chester	1992–94	64
Tanner	Hamp	T	Georgia	1951	46, 77
Tanner	Phillip	RB	Middle Tennessee State	2014	48
Tartt	Jaquiski	S	Samford	2015–*	29
Taumoepepu	Pita	LB	Utah	2017–*	55
Tausch	Terry	G	Texas	1989	66
Tautolo	Terry	LB	UCLA	1980–81	50
Taylor	Brian	S	Oregon State	1993	47
Taylor	Bruce	CB	Boston	1970–77	44
Taylor	Curtis	S	LSU	2009–10	28
Taylor	John	WR	Delaware State	1986–95	82
Taylor	Jullian	DT	Temple	2018–*	77
Taylor	Roosevelt	S	Grambling	1969–71	25
Taylor	Trent	WR	Louisiana Tech	2017–*	81
Teresa	Tony	HB	San Jose State	1958	26
Theus	John	OL	Georgia	2016–17	71
Thomas	Aaron	E	Oregon State	1961	89
Thomas	Brandon	G	Clemson	2015	60
Thomas	Chase	LB	Stanford	2014	58
Thomas	Chris	WR	Cal Poly–SLO	1995	89
Thomas	Chuck	C	Oklahoma	1987–92	60
Thomas	Edward	LB	Georgia Southern	2000	52
Thomas	Jimmy	RB	Texas–Arlington	1969–73	24
Thomas	John	T	Pacific	1958–67	78
Thomas	Lynn	DB	Pittsburgh	1981–82	28
Thomas	Mark	DE	North Carolina State	1992–95	72
Thomas	Pierre	RB	Illinois	2015	32
Thomas	Solomon	DL	Stanford	2017–*	94
Thompson	Dylan	QB	South Carolina	2015	13

Last	First	Position	College	Years	Jersey #
Thompson	Tommy	P	Oregon	1995–98	3
Thornburg	Jeremy	S	Northern Arizona	2005	45
Thornton	Bruce	CB	Georgia	2005	26
Thornton	Rupe	G	Santa Clara	1946–47	35, 46
Threadgill	Bruce	S	Mississippi State	1978	23
Tidwell	Billy	HB	Texas A&M	1954	24
Tillman	Spencer	HB	Oklahoma	1989–91	23
Tiller	Andrew	G	Syracuse	2014–16	61
Times	Kenny	DT	Southern	1980	60
Titchenal	Bob	E	San Jose State	1946	51
Tittle	Y.A.	QB	LSU	1951–60	14, 64
Tobin	Matt	OL	Iowa	2018	64
Tolzien	Scott	QB	Wisconsin	2011–12	3
Tomlinson	Laken	OL	Duke	2017–*	75
Toneff	Bob	T	Notre Dame	1952, 54–59	62, 74
Toran	Najee	OL	UCLA	2018	66
Torretta	Gino	QB	Miami (Fla.)	1996	13
Torrey	Andre	LB	Arizona	2006	55
Trimble	Wayne	DB	Alabama	1967	24
Tubbs	Jerry	LB	Oklahoma	1958–59	50
Tubbs	Winfred	LB	Texas	1998–00	55
Tucker	B.J.	CB	Wisconsin	2005–07	22, 30
Tucker	Bill	RB	Tennessee A&I	1967–70	45
Tuiasosopo	Manu	DT	UCLA	1984–86	78
Tukuafu	Will	DT/FB	Oregon	2010–13, '13–14	92, 48
Turner	Keena	LB	Purdue	1980–90	58
Turner	Odessa	WR	Northwestern Louisiana	1992–93	86
Tyler	Wendell	RB	UCLA	1983–86	26

U

Ulbrich	Jeff	LB	Hawaii	2000–09	53
Ulmer	Artie	LB	Valdosta State	2000	50
Uwaezuoke	Iheanyi	WR	California	1996–98	89

V

Van Doren	Bob	E	USC	1953	89
Vanderbundt	Skip	LB	Oregon State	1968–77	52
Varajon	Mike	FB	Toledo	1987	48
Vardell	Tommy	RB	Stanford	1996, '99	44
Vaughan	Ruben	DT	Colorado	1979	72
Vaughn	Vickiel	S	Arkansas	2006	32
Vaught	Ted	E	TCU	1953	89
Ventrone	Bubba	S	Villanova	2013, 2014	41, 23
Veris	Garin	DE	Stanford	1992	93
Vetrano	Joe	HB	Southern Mississippi	1946–49	82
Vincent	Ted	DT	Wichita State	1979–80	66, 75
Visger	George	DT	Colorado	1980	63
Vollenweider	Jim	FB	Miami (Fla.)	1962–63	33

W

Wagner	Lowell	HB	USC	1949–53, '55	42, 92
Walker	Aaron	TE	Florida	2003–05	49
Walker	Adam	RB	Pittsburgh	1992–95	27
Walker	Darnell	CB	Oklahoma	1997–99	38
Walker	Delanie	TE	Central Missouri	2006–12	46
Walker	Derek	DT	Illinois	2009	78
Walker	Elliott	RB	Pittsburgh	1978	35
Walker	Val Joe	HB	SMU	1957	44
Wallace	Bev	QB	Compton J.C.	1947–49	64
Wallace	Cody	C	Texas A&M	2008–09	59
Wallace	Steve	T	Auburn	1986–96	74
Walls	Wesley	TE	Mississippi	1989–93	89
Walter	Mike	LB	Oregon	1984–93	99
Ward	Chad	G	Washington	2001	68
Ward	Jimmie	DB	Northern Illinois	2014–*	20, 25
Ware	Kevin	TE	Washington	2004	47
Warner	Fred	LB	BYU	2018–*	48
Warren	Terrance	WR	Hampton	1995	19
Washington	Dave	LB	Alcorn A&M	1975–77	50



Last	First	Position	College	Years	Jersey #
Washington	Gene	WR	Stanford	1969–77	18
Washington	Marvin	DE	Idaho	1997, 99	95
Washington	Ted	NT/DE	Louisville	1991–93	97
Washington	Tim	CB	Fresno State	1982	46
Washington	Vic	RB	Wyoming	1971–73	22
Waters	Bob	QB	Presbyterian	1960–64	11
Watson	Dekoda	LB	Florida State	2017–*	97
Watson	John	T	Oklahoma	1971–76	67
Watters	Ricky	RB	Notre Dame	1991–94	32
Waymer	Dave	DB	Notre Dame	1990–91	43
Weaver	Jed	TE	Oregon	2003	88
Webb	Jimmy	DT	Mississippi State	1975–80	74
Webster	Jason	CB	Texas A&M	2000–03	36
Weinke	Chris	QB	Florida State	2007	17
Wells	Mike	TE	San Diego State	1987	40
Wells	Ray	LB	Arizona	2004–05	59
Wersching	Ray	K	California	1977–87	14
Wesley	Joe	LB	LSU	1999	56
West	Robert	WR	San Diego State	1974	85
Westbrook	Brian	RB	Villanova	2010	20
White	Bob	HB	Stanford	1951–52	25, 85
White	DeAndrew	WR	Alabama	2015	18
Whiting	Brandon	DE	California	2004	94
Whitmore	David	S	Stephen F. Austin	1991–92	41
Whitner	Donte	S	Ohio State	2011–13	31
Wick	Cole	TE	Incarnate Word	2018	89
Wilcox	Dave	LB	Oregon	1964–74	64
Wilhelm	Matt	LB	Ohio State	2009	57
Wilhoite	Michael	LB	Washburn	2012–16	57
Wilkerson	Jerry	DE	Oregon State	1980	60, 66
Wilkins	David	LB	Eastern Kentucky	1992	66
Wilkins	Gabe	DE	Gardner–Webb	1998–99	98
Wilkins	Jeff	K	Youngstown State	1995–96	14
Wilks	Greg	LB	Montana State	1987	99
Willard	Ken	FB	North Carolina	1965–73	40
Williams	Alfred	DE	Colorado	1995	91
Williams	Andrew	DE	Miami (Fla.)	2003–05	94, 99
Williams	Brandon	WR	Wisconsin	2006–07	17, 81
Williams	Chad	S	Southern Mississippi	2006	25
Williams Jr.	Darrell	OL	Western Kentucky	2017	78
Williams	Dave	RB	Colorado	1977–78	30
Williams	Delvin	RB	Kansas	1974–77	24
Williams	Gerard	DB	Langston	1979–80	29
Williams	Herb	CB	Southern	1980	23
Williams	Howie	HB	Howard	1963	28
Williams	Ian	NT	Notre Dame	2011–16	93
Williams	James	LB	Mississippi State	1997–98	27
Williams	James	DB	Fresno State	1996	53
Williams	Jamie	TE	Nebraska	1989–93	81
Williams	Jimmy	CB	Vanderbilt	2001–04	23
Williams	Joe	RB	Utah	2017	32
Williams	John	HB	USC	1954	25
Williams	Joel	C	Texas	1948	22
Williams	Kevin	WR/KR	Miami (Fla.)	2000	82
Williams	K'Waun	CB	Pittsburgh	2017–*	24
Williams	Kyle	WR	Arizona State	2010–13	10
Williams	Madieu	S	Maryland	2011	20

Last	First	Position	College	Years	Jersey #
Williams	Melvin	DE	Kansas State	2004	71
Williams	Michael	CB	UCLA	1995	45
Williams	Newton	RB	Arizona State	1982	45
Williams	Renauld	LB	Hofstra	2005–06	59
Williams	Robert	CB	North Carolina	1999	24
Williams	Roy	T	Pacific	1963–64	66
Williams	Vince	FB	Oregon	1982–83	40
Williamson	Carlton	S	Pittsburgh	1981–88	27
Willig	Matt	T	USC	2000–02	77
Willis	Jamal	RB	BYU	1995–96	24
Willis	Patrick	LB	Mississippi	2007–14	52
Wilmsmeyer	Klaus	P	Louisville	1992–94	10
Wilson	Billy	E	San Jose State	1951–60	52, 84
Wilson	Cedrick	WR	Tennessee	2001–04	84
Wilson Jr.	Jeff	RB	North Texas	2018–*	41
Wilson	Jerry	LB	Auburn	1960	82
Wilson	Jim	G	Georgia	1965–66	63
Wilson	Karl	DL	LSU	1993	77
Wilson	Mike	WR	Washington State	1981–90	85
Wilson	Troy	DE	Pittsburg State	1993–94, 2001	71, 92
Winborn	Jamie	LB	Vanderbilt	2001–05	55
Windsor	Bob	E	Kentucky	1967–71	89
Winston	Lloyd	FB	USC	1962–63	32
Wismann	Pete	LB	St. Louis	1949–52, 54	22, 52
Witcher	Dick	E	UCLA	1966–73	34, 88
Witherspoon	Ahkello	CB	Colorado	2017–*	23
Wittenborn	John	G	Southeast Missouri	1958–60	66
Wittum	Tom	P	Northern Illinois	1973–77	13
Woitt	John	DB	Mississippi State	1968–69	48
Wondolowski	Bill	WR	Eastern Montana	1969	33
Woodall	Lee	LB	West Chester	1994–99	54
Woods	Don	RB	New Mexico	1980	47
Woods	Rashaun	WR	Oklahoma State	2004–05	81
Woodson	Rod	CB	Purdue	1997	26
Woodson	Abe	DB	Illinois	1958–64	40
Woudenberg	John	T	Denver	1946–49	41
Wragge	Tony	G	New Mexico State	2005–10	69
Wright	Eric	CB	UNLV	2013	30
Wright	Eric	CB	Missouri	1981–90	21
Wright	Shareece	CB	USC	2015	24
Wynn	DeShawn	RB	Florida	2010	29

Y

Yonamine	Wally	HB	Farrington High (Hl.)	1947	94
Young	Steve	QB	BYU	1987–99	8
Young	Charle	TE	USC	1980–82	86
Young	Bryant	DT	Notre Dame	1994–07	97
Youngelman	Sid	T	Alabama	1955	77
Yowarsky	Walt	C	Kentucky	1958	58

Z

Zamlynski	Zigmond	HB	Villanova	1946	71
Zeigler	Dominique	WR	Baylor	2008, 2010	17
Zelenka	Joe	LS	Wake Forest	1999	52
Zendejas	Tony	K	Nevada	1995	7



ALL-TIME PRACTICE SQUAD ROSTER SINCE 1993

A				
Last	First	Position	College	Years
Adams	Mike	FS	Delaware	2004
Adams	Tyrell	LB	West Georgia	2018
Alcorn	Zac	TE	Black Hills State	2007
Allen	Bosley	WR	North Carolina	2003
Allen	Brian	RB	Stanford	2005
Amundson	Allan	RB	Oregon	2003
Anderson	Dres	WR	Utah	2016
Anderson	Morris	WR	Baylor	1999
Anelli	Mark	TE	Wisconsin	2002
Archibald	Ben	T	Brigham Young	2003
Armstrong	Antonio	DE	Texas A&M	1995

B				
Last	First	Position	College	Years
Bakhtiari	Eric	LB	San Diego	2008, 2010
Balducci	Alex	OL	Oregon	2016
Ball	Marcus	S	Memphis	2016
Barton	Kirk	T	Ohio State	2009
Bateman	Eric	T	Brigham Young	1998
Beeler	Chase	C	Stanford	2011
Bell	Shonn	TE	Virginia–Wise	2000
Bethel–Thompson	McLeod	QB	Sacramento State	2013, 2015
Bing	Darnell	OLB	USC	2007
Birdine	Larry	DE	Oklahoma	2008
Blades	Al	DB	Miami	2001
Blevins	Tony	FS	Kansas	1998
Bolden Jr.	Victor	WR	Oregon State	2018
Boone	Alex	T	Ohio State	2009
Boulware	Ben	LB	Clemson	2017
Bradford	Mark	WR	Stanford	2008
Bradley	Mario	DB	USC	1997
Branch	Darrick	WR	Hawaii	1995
Brewer	C.J.	WR	Wyoming	2006
Briggs	Diyral	OLB	Bowling Green	2009
Bristol	Mark	T	Mansfield	2001
Brock	Tramaine	CB	Belhaven	2010
Brown	Darwin	CB	Texas Tech	1999
Brown	Jarrett	QB	West Virginia	2010
Browning	Alfonzo	WR	Kentucky	1994–95
Bruce	Arland	WR	Minnesota	2003
Bryant	Junior	DT	Notre Dame	1994
Burbridge	Aaron	WR	Michigan State	2018
Burnett	Bryce	TE	San Jose State	1994
Burnett	Martail	DE	Utah	2009
Butler	Carson	TE	Michigan	2009
Bykowski	Carter	T	Iowa State	2013–14

C				
Last	First	Position	College	Years
Caldwell	Mike	WR	California	1994–95
Campbell	DiAndre	WR	Washington	2015–16
Carr	William	DT	Michigan	2000
Carrier	Derek	TE	Beloit	2013
Carter	DeAndre	WR	Sacramento State	2017
Carter	Dwight	WR	Hawaii	2000
Carter	Eric	DB	Knoxville	1996
Casey	Chance	CB	Baylor	2014
Caulcrick	Jehuu	RB	Michigan State	2010
Childers	Jamie	TE	Coastal Carolina	2015
Childress	O.J.	LB	Clemson	2000
Chubb	Brandon	LB	Wake Forest	2016
Clayton	Carey	C	Texas–El Paso	2001
Clayton	Thomas	RB	Kansas State	2007–08
Cleveland	Asante	TE	Miami	2014
Cloherly	Colin	TE	Brown	2010
Cloman	Scott	WR	Southern U.	2002–03
Coleman	Herbert	DE	Trinity, Ill.	1995
Collins	Dobson	WR	Gardner–Webb	2009
Cooper	Fahn	OL	Mississippi	2016
Cooper	Josh	DE	Mississippi	2004
Cooper	Roger	LB	Montana State	2005
Crecion	Gabe	TE	UCLA	2004
Cromartie	Marcus	CB	Wisconsin	2014–15
Cunningham	Alonzo	G	Iowa	2003–04
Curry	Markus	CB	Michigan	2007

Players Currently on the 49ers Roster in Italics

D				
Last	First	Position	College	Years
Dahl	Harvey	G	Nevada	2005, 2007
Davis	Bruce	OLB	UCLA	2010, 2012
Davis	Chris	CB	Auburn	2015
Davis	Ennis	DT	USC	2001
Davis	Jerome	T	Minnesota	2002–03
Davis	Nate	QB	Ball State	2010
Davison	Jerone	RB	Arizona State	1995
<i>Daves</i>	<i>Matthew</i>	<i>RB</i>	<i>North Carolina State</i>	<i>2018</i>
DeLaire	Ryan	DL	Towson	2018
DiLauro	Christian	OL	Illinois	2018
Dildine	Steve	LB	Washington State	2007
Divens	Lamar	DL	Tennessee State	2012
Doman	Brandon	QB	Brigham Young	2004
Draft	Chris	OLB	Stanford	1999
Duckett	Damane	DT	East Carolina	2006–07
Dunbar Jr.	Steven	WR	Houston	2018
<i>Dwelle</i>	<i>Ross</i>	<i>TE</i>	<i>San Diego</i>	<i>2018</i>

E				
Last	First	Position	College	Years
Eiland	Deandre	S	South Carolina	2005
Ellison	Atiyah	DT	Missouri	2008
Elmore	Ricky	LB	Arizona	2011
Emanuel	Ben	S	UCLA	2005
Estrada	Sean	T	Pennsylvania	2007

F				
Last	First	Position	College	Years
Farris	Jimmy	WR	Montana	2001
Feugill	John	T	Maryland	2002
Fields	Chafie	WR	Penn State	2000
Finley	Joe Jon	TE	Oklahoma	2008–09
Fleck	P.J.	WR	Northern Illinois	2004
Flynn	JP	OL	Montana State	2017
Folkerts	Brian	C	Washburn	2015
Fountaine	Jamal	DE	Washington	1994
Frazier	Mose	WR	Memphis	2016
Fullington	John	T	Washington State	2014
Fuller	Cameron	CB	New Mexico State	2014
Fulton	Xavier	T	Illinois	2010

G				
Last	First	Position	College	Years
Gaskins	Kendall	RB	Richmond	2014–15
Gentry	Josh	LB	Indianapolis	2000
Golditch	Zack	OL	Colorado State	2018
Grant	Bakari	WR	California–Davis	2010
Grant	Curtis	LB	Ohio State	2016
Grant	Larry	LB	Ohio State	2008
Grieb	Mike	TE	UCLA	1999
Grimble	Xavier	TE	USC	2014

H				
Last	First	Position	College	Years
Hairston	Jason	LB	California–Davis	1995
Hall	Chad	WR	Air Force	2012
Hall	Daeshon	DL	Texas A&M	2018
Hall	Derek	T	Stanford	2011
Hall	Lamont	TE	Clemson	1999
Hamdan	Gibran	QB	Indiana	2006
Hamm	Je'Ron	TE	Louisiana–Monroe	2016
Hampton	Jewel	RB	Southern Illinois	2013
Hannon	Chris	WR	Tennessee	2008
Hanson	Joselio	CB	Texas Tech	2003
Harden	Michael	CB	Missouri	2005
Harper	Chris	WR	California	2016
Harris	DuJuan	RB	Troy	2016
Harris	Mark	WR	Stanford	1996
Hastings	Joe	WR	Washburn	2011
Hawkins	Donald	T	Texas	2015
Hawkinson	Tanner	T	Kansas	2015
Hayne	Jarryd	RB	No College	2015
Heard	Ronnie	S	Mississippi	2000
Herold	Zac	TE	Nebraska–Omaha	2007



Herrion	Thomas	G	Utah	2004
Herzing	Adam	WR	Cal Poly–SLO	2003
Hicks	Maurice	RB	North Carolina A&T	2004
Hikutini	Cole	TE	Louisville	2017
Hill	Kahlil	WR	Iowa	2003
Hoffman–Ellis	Alex	LB	Washington State	2012
Holloway	Menson	DE	Texas–El Paso	2001
Holmes	Louis	DE	Arizona	2008
Hopson	Tyrone	G	Eastern Kentucky	2000
Howell	Nick	T	USC	2010
Hunt	Cameron	OL	Oregon	2017
Hunter	Brice	WR	Georgia	1996

I

Last	First	Position	College	Years
Isom	Jasen	FB	Western Illinois	2002–03
Ivlow	John	RB	Colorado State	1994
Iworah	Prince Charles	CB	Western Kentucky	2016
Iwuchukwu	Bobby	LB	Purdue	2006

J

Jacobs	Chuck	WR	Utah State	2013
Jackson	Asa	CB	Cal Poly	2017
Jarrett	Craig	P	Michigan State	2002
Jensen	Erik	TE	Iowa	2004
Jerod–Eddie	Tony	DT	Texas A&M	2012
Johnson	Ian	RB	Boise State	2011
Johnson	Cam	LB	Virginia	2012
Jones	Colin	FS	Texas Christian	2011
Jones	Jarnor	DB	Iowa State	2017
Jones	Jim	G	Notre Dame	2005
Jordan	James	WR	Louisiana Tech	2002–03
Josue	Steve	LB	Carson–Newman	2004
Jurovich	Kevin	WR	San Jose State	2010

K

Katnik	Norm	G	USC	2005
Keasey	Zak	FB	Princeton	2005–07
Keith	John	S	Furman	2002–03
Kelly	Colin	OL	Oregon State	20016
Keneley	Matt	DT	USC	1999–00
Kobdich	Josh	T	Fresno State	1999
Kopa	Matt	T	Stanford	2010
Kristick	Keaton	LB	Oregon State	2010
Kuehl	Ryan	LS	Virginia	1995

L

Lamb	Marc	T	Montana	1997
Landolt	Dennis	G	Penn State	2010
Landry	Michael	DE	Southern U.	2003–04
Lattimore	Keon	RB	Maryland	2009
Lauderdale	Andrew	OL	New Hampshire	2017
Ledford	Dwayne	C	East Carolina	1999
Lee	Austin	DE	Stanford	2002–03
LeGree	Mark	DB	Appalachian State	2011
Leonhardt	Brian	TE	Bemidji State	2015
Lewis	Jermaine	WR	Western Michigan	2003
Lewis	Jonas	RB	San Diego State	2000
Lewis	Lance	WR	East Carolina	2014
Liggins	Jeremy	DL	Mississippi	2017
Lockett	Aaron	WR	Kansas State	2002
Lockett	Ricardo	WR	Fort Valley State	2012
Lokombo	Boseko	LB	Oregon	2017
Long	Lance	WR	Mississippi State	2010
Lucas	Marcus	TE	Missouri	2018

M

<i>Mabin</i>	<i>Greg</i>	<i>CB</i>	<i>Iowa</i>	<i>2017–18</i>
Malveaux	Kelly	CB	Arizona	1998
Manuel	Sam	LB	New Mexico State	1996
Maragos	Chris	DB	Wisconsin	2010
Martin	Chris	T	Central Florida	2014
Masifilo	Matthew	DT	Stanford	2012
Matthews	John	WR	San Diego	2011
Maxwell	Marcus	WR	Oregon	2005–06
McCaffrey	Max	WR	Duke	2018
McCoil	Dexter	DB	Tulsa	2018

McFadden	Leon	CB	San Diego State	2014
McFadden	Tarvarus	CB	Florida State	2018
McGuirk	Pat	DB	Cal Poly–SLO	1995–96
McKenzie	Kevin	WR	Washington State	1998
McManis	Wynton	LB	Memphis	2016
McNichols	Jeremy	RB	Boise State	2017
Miller	Brit	FB	Illinois	2009
Mincey	Jeremy	DE	Florida	2006
Miranda	Paul	CB	Central Florida	2000
Mitchell	Khalif	DT	East Carolina	2009
Moore	Jason	FS	San Diego State	2000
Morris	Darryl	CB	Texas State	2013
<i>Moseley</i>	<i>Emmanuel</i>	<i>CB</i>	<i>Tennessee</i>	<i>2018</i>
<i>Mostert</i>	<i>Raheem</i>	<i>RB</i>	<i>Purdue</i>	<i>2016</i>
<i>Mullens</i>	<i>Nick</i>	<i>QB</i>	<i>Southern Mississippi</i>	<i>2017–18</i>
Murphy	Pace	T	Northwestern State	2017

N

Nelms	Cory	DB	Miami	2011
Netter	Al	G	Northwestern	2012–13
Newberry	Jared	LB	Stanford	2006
Noble	Brandon	DT	Penn State	1997–98
Nwachukwu	Noble	DL	West Virginia	2017

O

Last	First	Position	College	Years
Okoye	Lawrence	DL	No College	2014
Olivo	Brock	FB	Missouri	1998
Olson	Drew	QB	UCLA	2007
Omameh	Patrick	G	Michigan	2013
Omon	Xavier	RB	Northwest Missouri St.	2010–11
<i>Onwuulu</i>	<i>James</i>	<i>LB</i>	<i>Notre Dame</i>	<i>2018</i>

P

Palmer	Nathan	WR	Northern Illinois	2012
Parks	Nathan	C	Stanford	2001
Pay	Garry	C	Brigham Young	1994
Peters	Scott	C	Arizona State	2004
Pitts	Stephen	RB	Penn State	1996
Posey	Jeff	OLB	Southern Mississippi	1997
Powell	Tyvis	DB	Ohio State	2017–18
Price	Norman	OL	Southern Mississippi	2016
Provost	Tim	T	San Jose State	2004
Purcell	Mike	NT	Wyoming	2013–14

R

Rabb	Jerard	WR	Boise State	2007
Rabe	Russel	DE	Minnesota–Duluth	2006
Radovich	Drew	T	USC	2009
Ramsey	Kaleb	DT	Boston College	2015
Reed	D'Aundre	LB	Arizona	2013
Reed	Rayshun	DB	Troy	2004
Reed	Trovon	DB	Auburn	2017
Reese	Albert	DT	Grambling	1996–97
Reese	Marcus	LB	UCLA	2003
Renteria	D.J.	DT	New Mexico	2004
Reuland	Konrad	TE	Stanford	2011
Richie	David	DT	Washington	1998
Rodgers	Cory	WR	Texas Christian	2006
Roland	Justin	LB	Kansas State	2008
Rubio	Angel	DE	S.E. Missouri	1998
Rush	Marcus	LB	Michigan State	2015–16
Rutherford	Reynard	RB	California	1996–97

S

Salmon	Mike	DB	USC	1996
Sanders	Darryl	DE	Virginia	2002
Scaccia	Fabrizio	K	No College	2010
Scharff	Scott	DE	Stanford	2005
Scott	Niles	DL	Frostburg State	2018
Sebetic	Kyle	CB	Dayton	2015
Serwanga	Wasswa	CB	UCLA	1999
Shaw	Josh	DT	Michigan State	2003
Shearer	Curtis	WR	San Diego State	1996–97
Sheets	Kory	RB	Purdue	2009
Simmons	Monte	LB	Kent State	2011
Simonton	Ken	RB	Oregon State	2004



Skov	Shayne	LB	Stanford	2014, 2016
Smallwood	Jordan	WR	Oklahoma	2018
Smelter	DeAndre	WR	Georgia Tech	2016–17
Smith	Garrison	NT	Georgia	2014–15
Smith	Harrison	DB	California	2006
Smith	Jonathan	RB	Washington State	2004
Smith	Trent	TE	Oklahoma	2005
Smith	Tyrone	DB	Baylor	1996, 1998
Smith	Tyson	LB	Iowa State	2007
Snyder	Kevin	LB	Rutgers	2015
Sobieski	Ben	G	Iowa	2005
Stanley	Matt	FB	UCLA	2004
Stanley	Ronald	LB	Michigan State	2005
Steele	Ben	TE	Mesa State	2002
Stephens	Frank	WR	Northern Colorado	2018
Stephenson	Milford	T	Kansas State	2001
Stewart	Carl	RB	Auburn	2008
Stribling	Channing	CB	Michigan	2017
Strickland	Vernon	LB	Georgia Tech	1998
Suisham	Shaun	K	Bowling Green	2006
Sunseri	Vinnie	S	Alabama	2016
Swaggert	Brent	T	Montana State	2004
Swanson	Dax	CB	Sam Houston State	2013
Swanson	Pete	G	Stanford	1999
Swift	Justin	TE	Kansas State	1999

T

Last	First	Position	College	Years
Taumoepenu	Pita	LB	Utah	2018
Taylor	Curtis	S	LSU	2012
Taylor	Kelvin	RB	Florida	2016
Taylor	Kerry	WR	Arizona State	2011
Tenner	Jason	DT	Villanova	1999
Thomas	Chase	LB	Stanford	2014
Thomas	Duke	CB	Texas	2016
Thomas	Edward	OLB	Georgia Southern	2000
Thomas	Michael	S	Stanford	2012–13
Thompson	Dylan	QB	South Carolina	2015
Thornton	Bruce	CB	Georgia	2005
Thornton	Carlos	DE	Alcorn State	1997
Tiller	Andrew	G	Syracuse	2014–15
Toledo	Joe	T	Washington	2008
Toliver	Antoine	WR	Bethune–Cookman	2002
Toran	Najee	OL	UCLA	2018
Treauto	Ahmad	CB	Southern U.	2005

Tucker	B.J.	CB	Wisconsin	2005–06
Tukuafu	Will	DE	Oregon	2010
Tuzilli	Andrew	WR	Rutgers	2015

U

Ulmer	Artie	OLB	Valdosta State	2000
-------	-------	-----	----------------	------

V

Van Dyk	Mitchell	OL	Portland State	2016
---------	----------	----	----------------	------

W

Wallace	Larry	WR	USC	1994
Washington	Mark	LB	Texas State	2007
Washington	Tavares	T	Florida	2006–07
Wesley	Joe	LB	LSU	1999
Whitehead	Jermaine	S	Auburn	2015
Whitley	Eddie	CB	Virginia Tech	2012
Wick	Cole	TE	Incarnate Word	2017
Wiggins	Kenny	T	Fresno State	2012
Wilder	Sam	T	Colorado	2005–06
Wilhoite	Michael	LB	Washburn	2011–12
Williams	Brad	C	Notre Dame	2001
Williams Jr.	Darrell	OL	Western Kentucky	2017
Williams Jr.	Terrell	S	Houston	2018
Williams	Jimmy	CB	Vanderbilt	2001
Williams	Michael	DB	UCLA	1995
Williams	Renauld	LB	Hofstra	2005–06
<i>Wilson Jr.</i>	<i>Jeff</i>	<i>RB</i>	<i>North Texas</i>	<i>2018</i>
Wishom	Jerron	DB	Louisiana Tech	2006
Wright	Rodney	WR	Fresno State	2009
Wright–Fair	Shaumbe	RB	Washington State	1994
Wylie	Devon	WR	Fresno State	2013
Wynn	DeShawn	RB	Florida	2010

Y

Last	First	Position	College	Years
Yates	Max	LB	Marshall	2004

Z

Zeigler	Dominique	WR	Baylor	2007–09
Zeigler	Doug	TE	Mississippi	2004



ALL-TIME UNDRAFTED ROOKIE FREE AGENTS TO MAKE ROSTER

1994

Last	First	Position	College	Years
Barber	Rudy	G	Miami	1994
Carolan	Brett	TE	Washington State	1994–95

1995

Last	First	Position	College	Years
Willis	Jamal	RB	Brigham Young	1995

1996

Last	First	Position	College	Years
Benefield	Daved	LB	Cal State–Northridge	1996
Fiore	Dave	G	Hofstra	1998–2002
Harris	Mark	WR	Stanford	1996–99

1997

Last	First	Position	College	Years
Bradford	Vince	LB	Arkansas	1997
Bronson	Zack	FS	McNeese State	1997–2003

1998

Last	First	Position	College	Years
Blevins	Tony	FS	Kansas	1998
Hobgood–Chittick	Nate	DT	North Carolina	2000
Richey	Wade	K	LSU	1998–2000

1999

Last	First	Position	College	Years
Dercher	Dan	T	Kansas	1999–2000
Garcia	Jeff	QB	San Jose State	1999–2003
Ledford	Dwayne	C	East Carolina	2000, 2003
Stanley	Chad	P	Stephen F. Austin	1999–2000
Wesley	Joe	LB	LSU	1999
Zelenka	Joe	LS	Wake Forest	1999

2000

Last	First	Position	College	Years
Dunlap	London	DE	Texas Christian	2000
Dupree	Terrence	TE	Duke	2000
Heard	Ronnie	SS	Mississippi	2000–04
Killings	Cedric	DT	Carson–Newman	2000
Lewis	Jonas	RB	San Diego State	2000–01
Thomas	Edward	OLB	Georgia Southern	2000

2001

Last	First	Position	College	Years
Baker	Jason	P	Iowa	2001–02
Blades	Al	DB	Miami	2001
Costa	Dave	G	Wisconsin	2001
Elam	Shane	OLB	Mississippi	2001
McCurley	Jeff	C	Pittsburgh	2001
Ray	Ricky	QB	Sacramento State	2001
Schlecht	John	DT	Minnesota	2001
Stephenson	Milford	T	Kansas State	2001
Stewart	Quincy	ILB	Louisiana Tech	2001–02

2002

Last	First	Position	College	Years
Moore	Brandon	ILB	Oklahoma	2002–07
Osika	Craig	G	Indiana	2002
Robertson	Jamal	RB	Ohio Northern	2002–04
Strong	Frank	OLB	USC	2002

2003

Last	First	Position	College	Years
Carpenter	Dwaine	FS	North Carolina A&T	2003–05

2004

Last	First	Position	College	Years
Adams	Mike	FS	Delaware	2004–06
Cooper	Josh	DE	Mississippi	2004
Fleck	P.J.	WR	Northern Illinois	2004
Reed	Rayshun	DB	Troy	2004

2005

Last	First	Position	College	Years
Amey	Otis	WR	Sacramento State	2005
Dahl	Harvey	G	Nevada	2005
Thornburg	Jeremy	FS	Northern Arizona	2005

2009

Last	First	Position	College	Years
Miller	Brit	FB	Illinois	2009
Briggs	Diyral	OLB	Bowling Green	2009
Walker	Derek	DE	Illinois	2009

2010

Last	First	Position	College	Years
Brock	Tramaine	CB	Belhaven	2010–16
Joseph	Alex	LB	Temple	2010
Kristick	Keaton	LB	Oregon State	2010
Maragos	Chris	DB	Wisconsin	2010
Tukuafu	Will	DE	Oregon	2010–13

2011

Last	First	Position	College	Years
Bogan	Dontavia	WR	South Florida	2011
Dobbs	Demarcus	DE	Georgia	2011–14
Hastings	Joe	WR	Washburn	2011
Tolzien	Scott	QB	Wisconsin	2011–12
Williams	Ian	NT	Notre Dame	2011–16

2012

Last	First	Position	College	Years
Celek	Garrett	TE	Michigan State	2012–Current
Hampton	Jewel	RB	Southern Illinois	2012–13
Jerod–Eddie	Tony	DT	Texas A&M	2012–16

2013

Last	First	Position	College	Years
McDermott	Kevin	LS	UCLA	2013
Morris	Darryl	CB	Texas State	2013

2014

Last	First	Position	College	Years
Cleveland	Asante	TE	Miami	2014
Farrell	Dillon	G/C	New Mexico	2014
McCray	L.J.	S	Catawba	2014–15

2015

Last	First	Position	College	Years
Easton	Nick	C	Harvard	2015
Hayne	Jarryd	RB	No College	2015
White	DeAndrew	WR	Alabama	2015

2017

Last	First	Position	College	Years
Bolden Jr.	Victor	WR	Oregon State	2017–18
Bourne	Kendrick	WR	Eastern Washington	2017–Current
Breida	Matt	RB	Georgia Southern	2017–Current
Hikutini	Cole	TE	Louisville	2017
Jerome	Lorenzo	DB	Saint Francis (PA)	2017
Mabin	Greg	DB	Iowa	2017–Current
Magnuson	Erik	OL	Michigan	2017–Current
Williams Jr.	Darrell	OL	Western Kentucky	2017

2018

Last	First	Position	College	Years
Dwelle	Ross	TE	San Diego	2018–Current
Igwebuike	Godwin	DB	Northwestern	2018–Current
Toran	Najee	OL	UCLA	2018
Wilson Jr.	Jeff	RB	North Texas	2018–Current

*Players acquired by the 49ers that were undrafted rookie free agents and appeared on the 53–man roster during their respective rookie season.



49ERS STARTERS

1950

Offense

LE	51	Gordy Soltau
	52	Hal Shoener
	59	Alex Loyd
LT	41	Don Campora
	40	Harley Dow
LG	37	Homer Hobbs
	42	Leo Nomellini
C	23	Bill Johnson
RG	33	Bruno Banducci
	31	Charles Shaw
RT	46	Clay Matthews
	43	Ray Collins
RE	53	Alyn Beals
QB	63	Frank Albert
LHB	83	Sam Cathcart
	93	Jim Cason
	82	Emil Sitko
RHB	91	John Strzykalski
FB	74	Joe Perry
	72	Norm Standlee

Defense

LE	52	Hal Shoener
LT	42	Leo Nomellini
MG	34	Visco Grgich
RT	43	Ray Collins
RE	54	Gail Bruce
LLB	71	Verl Lillywhite
MLB	22	Pete Wismann
RLB	72	Norm Standlee
	73	Don Burke
LW	83	Sam Cathcart
RW	92	Lowell Wagner
S	62	Jim Powers

1951

Offense

LE	51	Gordy Soltau
	53	Alyn Beals
LT	43	Ray Collins
	42	Leo Nomellini
LG	37	Nick Feher
	38	Don Burke
C	23	Bill Johnson
RG	33	Bruno Banducci
RT	42	Leo Nomellini
	43	Ray Collins
RE	58	Billy Wilson
	53	Alyn Beals
QB	63	Frank Albert
	64	Y.A. Tittle
LHB	81	Verl Lillywhite
RHB	91	John Strzykalski
	88	Pete Schabarum
FB	74	Joe Perry
	72	Norm Standlee

Defense

LE	47	Ed Henke
LT	43	Ray Collins
	42	Leo Nomellini
MG	34	Visco Grgich
	45	Al Carapella
	32	Bob Downs
RT	42	Leo Nomellini

RE	43	Ray Collins
	54	Gail Bruce
LLB	72	Norm Standlee
	62	Jim Powers
MLB	73	Hardy Brown
RLB	22	Pete Wismann
	81	Verl Lillywhite
	38	Don Burke
LW	62	Jim Powers
	83	Rex Berry
RW	92	Lowell Wagner
S	93	Jim Cason

1952

Offense

LE	82	Gordy Soltau
	85	Bill Jessup
	24	J.R. Boone
LT	62	Bob Toneff
LG	69	Jerry Smith
	67	Nick Feher
C	53	Bill Johnson
	52	Pete Wismann
RG	63	Bruno Banducci
RT	73	Leo Nomellini
RE	84	Billy Wilson
QB	13	Frank Albert
	14	Y.A. Tittle
LHB	22	Joe Arenas
	24	J.R. Boone
	82	Gordy Soltau
RHB	39	Hugh McElhenny
FB	34	Joe Perry

Defense

LE	89	Ed Henke
LT	73	Leo Nomellini
MG	68	Bob Momsen
	64	Visco Grgich
RT	75	Al Carapella
RE	83	Pat O'Donahue
	87	Charlie Powell
LLB	15	Jim Powers
MLB	33	Hardy Brown
RLB	68	Don Burke
LW	23	Rex Berry
RW	42	Lowell Wagner
S	43	Jim Cason
	28	Sam Cathcart

1953

Offense

LE	82	Gordy Soltau
LT	64	Doug Hogland
	77	Hal Miller
LG	69	Jerry Smith
C	53	Bill Johnson
RG	63	Bruno Banducci
RT	79	Bob St.Clair
RE	84	Billy Wilson
QB	14	Y.A. Tittle
	15	Jim Powers
LHB	22	Joe Arenas
RHB	39	Hugh McElhenny
FB	34	Joe Perry

Defense

LE	83	Clay Matthews
	87	Charlie Powell
	89	Bob Van Doren
LT	73	Leo Nomellini
MG	62	Art Michalik
RT	75	Al Carapella
RE	87	Charlie Powell
	89	Bob Van Doren
LLB	36	John Morton
	66	Don Burke
MLB	33	Hardy Brown
RLB	54	Jack Manley
LH	23	Rex Berry
RH	42	Lowell Wagner
	22	Joe Arenas
S	45	Fred Bruney
	15	Jim Powers

1954

Offense

LE	82	Gordy Soltau
	85	Bill Jessup
LT	64	Doug Hogland
LG	67	Nick Feher
C	53	Bill Johnson
	56	Pete Brown
RG	63	Bruno Banducci
	65	Ted Connolly
RT	79	Bob St.Clair
RE	84	Billy Wilson
QB	14	Y.A. Tittle
	43	Jim Cason
LHB	35	John H. Johnson
	22	Joe Arenas
RHB	39	Hugh McElhenny
	85	Bill Jessup
FB	34	Joe Perry

Defense

LE	83	Clay Matthews
LT	73	Leo Nomellini
MG	75	Al Carapella
	62	Art Michalik
	69	Bob Hantla
RT	76	Marion Campbell
	75	Al Carapella
RE	86	Jackson Brumfield
LLB	33	Hardy Brown
	48	Billy Mixon
	56	Pete Brown
RLB	74	Bob Toneff
	48	Billy Mixon
	66	Don Burke
LW	23	Rex Berry
	44	Pete Schabarum
	85	Bill Jessup
RW	22	Joe Arenas
	44	Pete Schabarum
LS	25	John Williams
RS	43	Jim Cason
	22	Joe Arenas

1955

Offense

LE	82	Gordy Soltau
	27	Carroll Hardy
LT	73	Leo Nomellini
LG	64	Doug Hogland
	65	Eldred Kraemer
C	53	Bill Johnson
RG	68	Lou Palatella
	63	Ed Sharkey
RT	79	Bob St.Clair
RE	84	Billy Wilson
QB	14	Y.A. Tittle
LHB	22	Joe Arenas
	35	John H. Johnson
	47	Dicky Moegle
	39	Hugh McElhenny
RHB	39	Hugh McElhenny
	27	Carroll Hardy
	22	Joe Arenas
FB	34	Joe Perry
	32	Lem Harkey

Defense

LE	83	Clay Matthews
LT	74	Bob Toneff
	75	Al Carapella
MG	75	Al Carapella
	69	Bob Hantla
	86	Tom Stolhandske
RT	76	Marion Campbell
RE	87	Charlie Powell
	86	Tom Stolhandske
LLB	55	Matt Hazeltine
	54	Ed Beatty
	33	Hardy Brown
RLB	33	Hardy Brown
	69	Bob Hantla
LW	40	George Maderos
	57	Paul Carr
	35	John H. Johnson
RW	49	Bob Luna
	35	John H. Johnson
LS	23	Rex Berry
RS	47	Dicky Moegle
	49	Bob Luna
	42	Ernie Smith

1956

Offense

LE	82	Gordy Soltau
	86	Clyde Conner
LT	78	Bob Cross
	75	Ed Henke
LG	74	Bob Toneff
	64	Ed Sharkey
	64	Ted Connolly
	68	Lou Palatella
C	53	Bill Johnson
	52	George Morris
RG	75	Ed Henke
	74	Bob Toneff
	64	Ted Connolly
	68	Lou Palatella
RT	79	Bob St.Clairzzzzzz

RE	84	Billy Wilson
QB	14	Y.A. Tittle
	11	Earl Morrall
LHB	39	Hugh McElhenny
	47	Dicky Moegle
RHB	22	Joe Arenas
	35	John H. Johnson
	85	Bill Jessup
FB	34	Joe Perry
	35	John H. Johnson

Defense

LE	77	Bruce Bosley
LT	73	Leo Nomellini
RT	72	Bill Herchman
	74	Bob Toneff
RE	87	Charlie Powell
	75	Ed Henke
LLB	50	Stan Sheriff
	64	Ed Sharkey
	50	Leo Rucka
MLB	54	Ed Beatty
	76	John Gonzaga
	87	Charlie Powell
	65	Tony Sardisco
RLB	55	Matt Hazeltine
	52	George Morris
LW	40	George Maderos
	57	Paul Carr
	23	Rex Berry
RW	57	Paul Carr
	42	Ernie Smith
LS	23	Rex Berry
	27	Bob Holladay
RS	47	Dicky Moegle
	45	Fred Bruney

1957

Offense

LE	88	Clyde Conner
	82	Gordy Soltau
	39	Hugh McElhenny
LT	78	Bob Cross
LG	68	Lou Palatella
	77	Bruce Bosley
C	53	Frank Morze
RG	64	Ted Connolly
	68	Lou Palatella
	77	Bruce Bosley
RT	79	Bob St.Clair
	70	Tom Dahms
	76	John Gonzaga
RE	84	Billy Wilson
	82	Gordy Soltau
QB	14	Y.A. Tittle
	12	John Brodie
LHB	39	Hugh McElhenny
	34	Joe Perry
RHB	27	R.C. Owens
FB	32	Gene Babb
	34	Joe Perry
	35	Larry Barnes
Defense		
LE	75	Ed Henke
LT	73	Leo Nomellini
RT	72	Bill Herchman



RE 74 Bob Toneff
LLB 55 Matt Hazeltine
54 Marv Matuszak
50 Stan Sheriff
MLB 54 Marv Matuszak
52 Karl Rubke
RLB 87 Charlie Powell
55 Matt Hazeltine
LW 24 J.D. Smith
57 Paul Carr
RW 20 Bill Stits
LS 40 Bob Holladay
42 Jim Ridlon
44 Val Joe Walker
RS 47 Dicky Moegle
44 Val Joe Walker

1958

Offense

LE 88 Clyde Conner
LT 78 Bob Cross
76 John Gonzaga
LG 77 Bruce Bosley
68 Lou Palatella
C 58 Walt Yowarsky
53 Frank Morze
52 Karl Rubke
68 Lou Palatella
RG 64 Ted Connolly
66 John Wittenborn
RT 79 Bob St.Clair
RE 84 Billy Wilson
82 Gordy Soltau
87 Fred Dugan
QB 12 John Brodie
14 Y.A. Tittle
LHB 39 Hugh McElhenny
RHB 27 R.C. Owens
FB 34 Joe Perry

Defense

LE 75 Ed Henke
LT 73 Leo Nomellini
MG 52 Karl Rubke
57 Dennit Morris
RT 72 Bill Herchman
RE 74 Bob Toneff
LLB 54 Marv Matuszak
50 Jerry Tubbs
66 John Wittenborn
RLB 55 Matt Hazeltine
LH 80 Jerry Mertens
RH 20 Bill Stits
LS 42 Jim Ridlon
29 Bill Atkins
RS 29 Bill Atkins
47 Dicky Moegle
42 Jim Ridlon

1959

Offense

LE 88 Clyde Conner
87 Fred Dugan
27 R.C. Owens
47 Dicky Moegle
LT 78 John Thomas
76 John Gonzaga
LG 77 Bruce Bosley
66 John Wittenborn

C 53 Frank Morze
52 Karl Rubke
RG 64 Ted Connolly
RT 79 Bob St.Clair
RE 84 Billy Wilson
QB 14 Y.A. Tittle
12 John Brodie
LHB 24 J.D. Smith
39 Hugh McElhenny
RHB 39 Hugh McElhenny
27 R.C. Owens
87 Fred Dugan
24 J.D. Smith
FB 34 Joe Perry
28 C.R. Roberts

Defense

LE 75 Ed Henke
LT 73 Leo Nomellini
RT 63 Monte Clark
74 Henry Schmidt
72 Bill Herchman
RE 70 Charlie Krueger
LLB 33 Clancy Osborne
52 Karl Rubke
MLB 50 Jerry Tubbs
RLB 55 Matt Hazeltine
LH 80 Jerry Mertens
RH 40 Abe Woodson
LS 25 Dave Baker
RS 44 Eddie Dove

1960

Offense

LE 88 Clyde Conner
LT 78 John Thomas
63 Monte Clark
LG 77 Bruce Bosley
C 53 Frank Morze
52 Karl Rubke
RG 62 Mike Magac
64 Ted Connolly
RT 79 Bob St.Clair
76 Len Rohde
RE 85 Monty Stickles
87 Dee Mackey
QB 12 John Brodie
14 Y.A. Tittle
LHB 39 Hugh McElhenny
24 J.D. Smith
RHB 27 R.C. Owens
39 Hugh McElhenny
FB 24 J.D. Smith
28 C.R. Roberts

Defense

LE 86 Dan Colchico
63 Monte Clark
LT 73 Leo Nomellini
74 Henry Schmidt
RT 63 Monte Clark
53 Frank Morze
RE 70 Charlie Krueger
LLB 83 Gordon Kelley
33 Clancy Osborne
MLB 54 Bob Harrison
75 Ed Henke
RLB 55 Matt Hazeltine
75 Ed Henke

LH 80 Jerry Mertens
RH 40 Abe Woodson
LS 25 Dave Baker
42 Jim Ridlon
RS 44 Eddie Dove

1961

Offense

LE 89 Aaron Thomas (6)
88 Clyde Conner (5)
LT 78 John Thomas (14)
LG 77 Bruce Bosley (14)
C 53 Frank Morze (14)
RG 64 Ted Connolly (14)
RT 79 Bob St.Clair (12)
76 Len Rohde (2)
RE 85 Monty Stickles (14)
QB 12 John Brodie (14)
LHB 24 J.D. Smith (12)
40 Abe Woodson (2)
RHB 27 R.C. Owens (13)
FB 32 C.R. Roberts.(10)

Defense

LE 86 Dan Colchico (14)
LT 73 Leo Nomellini (14)
RT 63 Monte Clark (8)
70 Charlie Krueger (5)
RE 70 Charlie Krueger (9)
60 Roland Lakes (5)
LLB 83 Gordon Kelley (14)
33 Clancy Osborne (5)
MLB 54 Bob Harrison (10)
66 Carlton Kammerer (4)
RLB 55 Matt Hazeltine (14)
LH 80 Jerry Mertens (10)
40 Abe Woodson (4)
RH 40 Abe Woodson (7)
37 Jimmy Johnson (7)
LS 25 Dave Baker (14)
RS 44 Eddie Dove (14)

1962

Offense

LE 88 Clyde Conner (9)
85 Monty Stickles (5)
LT 60 Roland Lakes (8)
78 John Thomas (6)
LG 62 Mike Magac (14)
C 77 Bruce Bosley (9)
52 Karl Rubke (5)
RG 64 Ted Connolly (11)
72 Leon Donohue (3)
RT 79 Bob St.Clair (7)
76 Len Rohde (5)
RE 85 Monty Stickles (9)
30 Bernie Casey (5)
QB 12 John Brodie (14)
LHB 17 Billy Kilmer (10)
24 J.D. Smith (1)
35 Bobby Gaiters (1)
33 Jim Vollenweider (1)
88 Clyde Conner (1)
RHB 37 Jimmy Johnson (7)
30 Bernie Casey (6)
FB 24 J.D. Smith (13)

Defense

LE 86 Dan Colchico (14)
LT 73 Leo Nomellini (14)

RT 70 Charlie Krueger (13)
RE 74 Clark Miller (11)
75 John Mellekus (1)
LLB 54 Ed Pine (12)
MLB 78 John Thomas (7)
66 Carlton Kammerer (7)
RLB 55 Matt Hazeltine (14)
LH 80 Jerry Mertens (10)
45 Elbert Kimbrough (3)
RH 40 Abe Woodson (14)
LS 45 Elbert Kimbrough (6)
42 Jim Ridlon (6)
80 Jerry Mertens (2)
RS 44 Eddie Dove (10)
29 Dale Messer (4)

1963

Offense

LE 88 Clyde Conner (9)
37 Jimmy Johnson (2)
30 Bernie Casey (2)
LT 76 Len Rohde (14)
LG 78 John Thomas (12)
77 Bruce Bosley (2)
C 77 Bruce Bosley (7)
52 Karl Rubke (7)
RG 72 Leon Donohue (14)
RT 79 Bob St.Clair (14)
RE 85 Monty Stickles (8)
84 Gary Knafelc (6)
QB 17 Lamar McHan (9)
12 John Brodie (3)
11 Bobby Waters (2)
LHB 42 Don Lisbon (8)
32 Lloyd Winston (3)
RHB 30 Bernie Casey (10)
FB 24 J.D. Smith (13)

Defense

LE 86 Dan Colchico (14)
LT 70 Charlie Krueger (7)
73 Leo Nomellini (6)
RT 60 Roland Lakes (13)
RE 74 Clark Miller (14)
LLB 54 Ed Pine (14)
MLB 53 Mike Dowdle (13)
RLB 55 Matt Hazeltine (13)
LH 39 Kermit Alexander (11)
RH 40 Abe Woodson (13)
LS 45 Elbert Kimbrough (11)
RS 37 Jim Johnson (11)
39 Kermit Alexander (3)

1964

Offense

LE 81 Dave Parks (14)
LT 76 Len Rohde (14)
LG 78 John Thomas (14)
C 77 Bruce Bosley (14)
RG 72 Leon Donohue (14)
RT 67 Walter Rock (14)
RE 85 Monty Stickles (14)
QB 12 John Brodie (12)
10 George Mira (2)
LHB 30 Bernie Casey (7)
42 Don Lisbon (4)
17 Billy Kilmer (3)
RHB 30 Bernie Casey (6)
43 Dave Kopay (5)

42 Don Lisbon (2)
FB 38 Mike Lind (10)
22 Gary Lewis (3)
Defense
LE 86 Dan Colchico (11)
52 Karl Rubke (3)
LT 70 Charlie Krueger (14)
RT 60 Roland Lakes (14)
RE 74 Clark Miller (12)
LLB 64 Dave Wilcox (9)
54 Ed Pine (4)
MLB 53 Mike Dowdle (14)
RLB 55 Matt Hazeltine (14)
LH 37 Jim Johnson (14)
RH 40 Abe Woodson (7)
48 Ben Scotti (7)
LS 45 Elbert Kimbrough (13)
39 Kermit Alexander (1)
RS 39 Kermit Alexander (12)

1965

Offense

LE 81 Dave Parks (14)
LT 76 Len Rohde (14)
LG 78 John Thomas (14)
C 77 Bruce Bosley (14)
RG 68 Howard Mudd (14)
RT 67 Walter Rock (14)
RE 85 Monty Stickles (14)
QB 12 John Brodie (13)
10 George Mira (1)
LHB 44 John David Crow (13)
RHB 30 Bernie Casey (14)
FB 40 Ken Willard (14)

Defense

LE 52 Karl Rubke (11)
LT 70 Charlie Krueger (14)
RT 60 Roland Lakes (13)
RE 74 Clark Miller (14)
LLB 64 Dave Wilcox (14)
MLB 53 Mike Dowdle (11)
50 Ed Beard (3)
RLB 55 Matt Hazeltine (8)
58 Jack Chapple (6)
LH 37 Jim Johnson (14)
RH 80 Jerry Mertens (13)
39 Kermit Alexander (1)
LS 45 Elbert Kimbrough (14)
RS 39 Kermit Alexander (9)
20 George Donnelly (5)

1966

Offense

LE 81 Dave Parks (14)
LT 76 Len Rohde (14)
LG 78 John Thomas (14)
C 77 Bruce Bosley (14)
RG 68 Howard Mudd (14)
RT 67 Walter Rock (14)
RE 85 Monty Stickles (14)
QB 12 John Brodie (13)
10 George Mira (1)
HB 44 John David Crow (14)
FB 40 Ken Willard (14)
FL 30 Bernie Casey (13)

Defense

LE 75 Jim Norton (11)
80 Stan Hindman (3)



LT	70	Charlie Krueger (14)
RT	60	Roland Lakes (14)
RE	74	Clark Miller (14)
LLB	64	Dave Wilcox (14)
MLB	50	Ed Beard (14)
RLB	55	Matt Hazeltine (12)
LH	37	Jim Johnson (14)
RH	39	Kermit Alexander (14)
LS	45	Elbert Kimbrough (13)
RS	20	George Donnelly (6)
	27	Alvin Randolph (5)

1967

Offense

LE	81	Dave Parks (9)
	83	Sonny Randle (5)
LT	76	Len Rohde (14)
LG	66	Elmer Collett (9)
	78	John Thomas (5)
C	77	Bruce Bosley (14)
RG	68	Howard Mudd (14)
RT	67	Walter Rock (14)
RE	85	Monty Stickles (8)
	89	Bob Windsor (6)
QB	12	John Brodie (10)
	11	Steve Spurrier (2)
	10	George Mira (2)
HB	44	John David Crow (14)
FB	40	Ken Willard (14)
FL	88	Dick Witcher (9)
	83	Sonny Randle (5)

Defense

LE	80	Stan Hindman (13)
LT	70	Charlie Krueger (14)
RT	60	Roland Lakes (13)
RE	74	Clark Miller (13)
LLB	64	Dave Wilcox (14)
MLB	50	Ed Beard (14)
RLB	55	Matt Hazeltine (12)
LH	37	Jim Johnson (11)
RH	39	Kermit Alexander (13)
SS	45	Elbert Kimbrough (13)
FS	35	Goose Gonsoulin (7)
	20	George Donnelly (6)

1968

Offense

LE	88	Dick Witcher (14)
LT	76	Len Rohde (14)
LG	66	Elmer Collett (14)
C	77	Bruce Bosley (14)
RG	68	Howard Mudd (14)
RT	79	Cas Banaszek (14)
RE	44	John David Crow (14)
QB	12	John Brodie (14)
RB	40	Ken Willard (14)
RB	22	Gary Lewis (14)
FL	85	Clifton McNeil (14)

Defense

LE	80	Stan Hindman (14)
LT	70	Charlie Krueger (14)
RT	60	Roland Lakes (14)
RE	74	Clark Miller (14)
LLB	64	Dave Wilcox (14)
MLB	50	Ed Beard (14)
RLB	55	Matt Hazeltine (14)
LH	37	Jim Johnson (14)
RH	39	Kermit Alexander (14)

SS	27	Alvin Randolph (14)
FS	30	Johnny Fuller (10)
	32	Mel Phillips (3)

1969

Offense

LE	18	Gene Washington (14)
LT	76	Len Rohde (14)
LG	66	Elmer Collett (14)
C	75	Forrest Blue (14)
RG	69	Woody Peoples (14)
RT	79	Cas Banaszek (14)
RE	89	Bob Windsor (14)
QB	11	Steve Spurrier (8)
	12	John Brodie (6)
RB	40	Ken Willard (13)
RB	42	Doug Cunningham (13)
FL	88	Dick Witcher (7)
	85	Clifton McNeil (7)

Defense

LE	80	Stan Hindman (10)
	74	Earl Edwards (4)
LT	70	Charlie Krueger (14)
RT	60	Roland Lakes (14)
RE	72	Bill Belk (12)
LLB	64	Dave Wilcox (14)
MLB	57	Frank Nunley (10)
	50	Ed Beard (4)
RLB	52	Skip Vanderbunt (12)
LH	37	Jim Johnson (14)
RH	39	Kermit Alexander (12)
SS	27	Alvin Randolph (11)
FS	32	Mel Phillips (9)
	25	Roosevelt Taylor (5)

1970

Offense

WR	88	Dick Witcher (10)
	85	Preston Riley (4)
LT	76	Len Rohde (14)
LG	65	Randy Beisler (12)
C	75	Forrest Blue (14)
RG	69	Woody Peoples (14)
RT	79	Cas Banaszek (12)
TE	89	Bob Windsor (14)
WR	18	Gene Washington (13)
QB	12	John Brodie (14)
RB	40	Ken Willard (14)
RB	42	Doug Cunningham (12)

Defense

LE	53	Tommy Hart (14)
LT	70	Charlie Krueger (14)
RT	60	Roland Lakes (14)
RE	72	Bill Belk (10)
	86	Cedrick Hardman (4)
LLB	64	Dave Wilcox (14)
MLB	57	Frank Nunley (14)
RLB	52	Skip Vanderbunt (12)
LCB	37	Jim Johnson (14)
RCB	44	Bruce Taylor (13)
SS	32	Mel Phillips (14)
FS	43	Windlan Hall (14)

1971

Offense

WR	88	Dick Witcher (14)
LT	76	Len Rohde (14)
LG	65	Randy Beisler (14)

C	75	Forrest Blue (14)
RG	69	Woody Peoples (14)
RT	79	Cas Banaszek (14)
TE	82	Ted Kwalick (14)
WR	18	Gene Washington (14)
QB	12	John Brodie (14)
RB	40	Ken Willard (14)
RB	22	Vic Washington (13)

Defense

LE	53	Tommy Hart (14)
LT	70	Charlie Krueger (10)
	80	Stan Hindman (4)
RT	74	Earl Edwards (14)
RE	86	Cedrick Hardman (13)
LLB	64	Dave Wilcox (14)
MLB	57	Frank Nunley (14)
RLB	52	Skip Vanderbunt (14)
LCB	37	Jim Johnson (14)
RCB	44	Bruce Taylor (14)
SS	32	Mel Phillips (11)
	23	Johnny Fuller (3)
FS	25	Roosevelt Taylor (11)

1972

Offense

WR	18	Gene Washington (14)
LT	76	Len Rohde (14)
LG	65	Randy Beisler (14)
C	75	Forrest Blue (14)
RG	69	Woody Peoples (14)
RT	79	Cas Banaszek (13)
TE	82	Ted Kwalick (14)
WR	85	Preston Riley (9)
	88	Dick Witcher (5)
QB	11	Steve Spurrier (11)
	12	John Brodie (3)
RB	22	Vic Washington (13)
RB	40	Ken Willard (11)
	35	Larry Schreiber (3)

Defense

LE	53	Tommy Hart (14)
LT	70	Charlie Krueger (14)
RT	74	Earl Edwards (12)
RE	86	Cedrick Hardman (12)
LLB	64	Dave Wilcox (14)
MLB	57	Frank Nunley (9)
	50	Ed Beard (5)
RLB	52	Skip Vanderbunt (14)
LCB	37	Jim Johnson (14)
RCB	44	Bruce Taylor (14)
SS	32	Mel Phillips (14)
FS	38	Mike Simpson (9)
	23	Johnny Fuller (5)

1973

Offense

WR	46	Dan Abramowicz (11)
	17	John Isenbarger (3)
LT	76	Len Rohde (14)
LG	67	John Watson (7)
	65	Randy Beisler (7)
C	75	Forrest Blue (14)
RG	69	Woody Peoples (14)
RT	79	Cas Banaszek (9)
	67	John Watson (5)
TE	82	Ted Kwalick (14)
WR	18	Gene Washington (13)
QB	12	John Brodie (6)

	11	Steve Spurrier (5)
	19	Joe Reed (3)
RB	22	Vic Washington (13)
RB	40	Ken Willard (9)
	35	Larry Schreiber (4)

Defense

LE	53	Tommy Hart (14)
LT	70	Charlie Krueger (14)
RT	56	Bob Hoskins (13)
RE	86	Cedrick Hardman (11)
	72	Bill Belk (3)
LLB	64	Dave Wilcox (14)
MLB	58	Jim Sniadecki (11)
	57	Frank Nunley (3)
RLB	59	Willie Harper (11)
	52	Skip Vanderbunt (3)
LCB	37	Jim Johnson (13)
RCB	44	Bruce Taylor (11)
	49	Ralph McGill (3)
SS	32	Mel Phillips (14)
FS	38	Mike Simpson (7)
	43	Windlan Hall (5)

1974

Offense

WR	18	Gene Washington (14)
LT	76	Len Rohde (14)
LG	67	John Watson (12)
C	75	Forrest Blue (12)
RG	69	Woody Peoples (9)
	65	Randy Beisler (2)
	77	Jean Barrett (2)
RT	79	Cas Banaszek (14)
TE	84	Tom Mitchell (13)
WR	46	Dan Abramowicz (14)
QB	14	Tom Owen (7)
	19	Joe Reed (4)
	10	Dennis Morrison (2)
	16	Norm Snead (1)
RB	40	Wilbur Jackson (12)
RB	35	Larry Schreiber (13)

Defense

LE	53	Tommy Hart (14)
LT	72	Bill Belk (13)
RT	56	Bob Hoskins (14)
RE	86	Cedrick Hardman (14)
LLB	64	Dave Wilcox (11)
	52	Skip Vanderbunt (3)
MLB	57	Frank Nunley (13)
RLB	59	Willie Harper (14)
LCB	37	Jim Johnson (13)
RCB	44	Bruce Taylor (8)
	49	Ralph McGill (6)
SS	32	Mel Phillips (6)
	43	Windlan Hall (6)
FS	43	Windlan Hall (6)
	20	Mike Holmes (6)

1975

Offense

WR	18	Gene Washington (14)
LT	67	John Watson (12)
LG	68	Bob Penchion (8)
	77	Jean Barrett (6)
C	54	Bill Reid (13)
RG	69	Woody Peoples (14)
RT	79	Cas Banaszek (14)
TE	84	Tom Mitchell (12)

WR	88	Terry Beasley (6)
	20	Mike Holmes (4)
	22	Bob Hayes (3)
QB	16	Norm Snead (7)
	11	Steve Spurrier (6)
	14	Tom Owen (1)
RB	24	Delvin Williams (12)
RB	35	Larry Schreiber (14)

Defense

LE	53	Tommy Hart (14)
LT	60	Bill Sandifer (12)
RT	56	Bob Hoskins (14)
RE	86	Cedrick Hardman (14)
LLB	52	Skip Vanderbunt (14)
MLB	57	Frank Nunley (14)
RLB	50	Dave Washington (14)
LCB	37	Jim Johnson (14)
RCB	44	Bruce Taylor (11)
SS	32	Mel Phillips (8)
	43	Windlan Hall (3)
FS	49	Ralph McGill (9)
	43	Windlan Hall (5)

1976

Offense

WR	18	Gene Washington (14)
LT	77	Jean Barrett (14)
LG	65	Steve Lawson (13)
C	62	Randy Cross (12)
	67	John Watson (4)
RG	61	Andy Maurer (8)
	67	John Watson (6)
RT	79	Cas Banaszek (8)
	71	Keith Fahnhorst (6)
TE	84	Tom Mitchell (14)
WR	87	Jim Lash (7)
	81	Willie McGee (6)
QB	16	Jim Plunkett (12)
	19	Scott Bull (2)
RB	24	Delvin Williams (14)
RB	40	Wilbur Jackson (14)

Defense

LE	53	Tommy Hart (14)
LT	74	Jimmy Webb (14)
RT	72	Cleveland Elam (14)
RE	86	Cedrick Hardman (11)
LLB	52	Skip Vanderbunt (14)
MLB	57	Frank Nunley (12)
RLB	50	Dave Washington (14)
LCB	37	Jim Johnson (13)
RCB	44	Bruce Taylor (13)
SS	32	Mel Phillips (13)
FS	49	Ralph McGill (10)
	23	Bruce Rhodes (3)

1977

Offense

WR	18	Gene Washington (14)
LT	77	Jean Barrett (14)
LG	65	Steve Lawson (13)
C	51	Randy Cross (14)
RG	69	Woody Peoples (14)
RT	71	Keith Fahnhorst (14)
TE	84	Tom Mitchell (13)
WR	83	Kenny Harrison (10)
QB	16	Jim Plunkett (14)
RB	40	Wilbur Jackson (14)
RB	24	Delvin Williams (14)

**Defense**

LE	53	Tommy Hart (14)
LT	74	Jimmy Webb (13)
RT	72	Cleveland Elam (14)
RE	86	Cedrick Hardman (14)
LLB	52	Skip Vanderbundt (9)
	59	Willie Harper (5)
MLB	55	Bruce Elia (7)
	52	Skip Vanderbundt (5)
	54	Ed Bradley (2)
RLB	50	Dave Washington (10)
	59	Willie Harper (4)
LCB	42	Anthony Leonard (13)
RCB	44	Bruce Taylor (14)
SS	32	Mel Phillips (14)
FS	49	Ralph McGill (13)

1978**Offense**

WR	84	Elmo Boyd (7)
	83	Kenny Harrison (6)
	80	Terry LeCount (3)
LT	67	Ron Singleton (8)
	68	John Ayers (8)
LG	65	Ernie Hughes (11)
	68	John Ayers (4)
C	51	Randy Cross (9)
	56	Fred Quillan (7)
RG	62	Walt Downing (14)
RT	71	Keith Fahnhorst (15)
TE	81	Ken MacAfee (13)
WR	88	Freddie Solomon (14)
QB	17	Steve DeBerg (11)
	19	Scott Bull (5)
RB	32	O.J. Simpson (10)
	36	Paul Hofer (6)
RB	33	Greg Boykin (8)
	38	Bob Ferrell (8)

Defense

LE	78	Archie Reese (12)
	72	Cleveland Elam (4)
LT	74	Jimmy Webb (16)
RT	75	Ed Galigher (15)
RE	86	Cedrick Hardman (16)
LLB	50	Joe Harris (16)
MLB	57	Dan Bunz (16)
RLB	54	Ed Bradley (15)
LCB	42	Anthony Leonard (10)
	49	Vern Roberson (4)
RCB	22	Eddie Lewis (16)
SS	24	Chuck Crist (9)
	26	Bob Jury (7)
FS	49	Vern Roberson (9)
	24	Chuck Crist (6)

1979**Offense**

WR	88	Freddie Solomon (8)
	87	Dwight Clark (4)
LT	67	Ron Singleton (15)
LG	68	John Ayers (16)
C	56	Fred Quillan (16)
RG	51	Randy Cross (16)
RT	71	Keith Fahnhorst (16)
TE	81	Ken MacAfee (12)
WR	84	Mike Shumann (14)
QB	17	Steve DeBerg (15)
	16	Joe Montana (1)

RB	32	O.J. Simpson (8)
	36	Paul Hofer (7)
RB	40	Wilbur Jackson (15)

Defense

LE	78	Archie Reese (16)
LT	75	Ted Vincent (15)
RT	74	Jimmy Webb (15)
RE	86	Cedrick Hardman (11)
	76	Dwaine Board (5)
LLB	55	Scott Hilton (6)
	52	Jeff McIntyre (3)
	54	Bob Martin (2)
	50	Ron Shumon (2)
MLB	57	Dan Bunz (12)
RLB	59	Willie Harper (16)
LCB	28	Charles Cornelius (14)
RCB	29	Gerard Williams (14)
SS	30	Tim Gray (15)
FS	27	Tony Dungy (7)
	46	Melvin Morgan (5)
	22	Dwight Hicks (4)

1980**Offense**

WR	87	Dwight Clark (12)
LT	67	Ron Singleton (15)
LG	68	John Ayers (16)
C	56	Fred Quillan (16)
RG	51	Randy Cross (16)
RT	71	Keith Fahnhorst (16)
TE	86	Charlie Young (15)
WR	88	Freddie Solomon (12)
	89	James Owens (4)
QB	17	Steve DeBerg (9)
	16	Joe Montana (7)
RB	36	Paul Hofer (6)
	47	Don Woods (5)
	35	Lenvil Elliott (3)
RB	49	Earl Cooper (16)

Defense

4 – 3 alignment—
(Games 1 – 10, 13, 16)

LE	74	Jimmy Webb (5)
	79	Jim Stuckey (5)
	65	Lawrence Pillers (2)
LT	78	Archie Reese (12)
RT	75	Ted Vincent (10)
	65	Lawrence Pillers (2)
RE	74	Jimmy Webb (6)
	76	Dwaine Board (3)
	65	Lawrence Pillers (2)
LLB	59	Willie Harper (9)
	58	Keena Turner (2)
MLB	55	Scott Hilton (6)
	57	Dan Bunz (6)
RLB	52	Bobby Leopold (12)
LCB	46	Melvin Morgan (5)
	28	Charles Cornelius (5)
	29	Gerard Williams (1)
	26	Ray Rhodes (1)
RCB	44	Charles Johnson (10)
	26	Ray Rhodes (2)
SS	33	Ricky Churchman (11)
	26	Ray Rhodes (1)
FS	22	Dwight Hicks (12)

Defense

*switched to 3 – 4 alignment—
(Games 11, 12, 14, 15)

LE	79	Jim Stuckey (4)
NT	78	Archie Reese (4)
RE	65	Lawrence Pillers (4)
LOLB	59	Willie Harper (2)
	58	Keena Turner (2)
LILB	57	Dan Bunz (4)
RILB	50	Terry Tautolo (3)
	55	Scott Hilton (1)
ROLB	52	Bobby Leopold (3)
	50	Terry Tautolo (1)
LCB	26	Ray Rhodes (3)
	28	Charles Cornelius (1)
RCB	44	Charles Johnson (4)
SS	33	Ricky Churchman (4)
FS	22	Dwight Hicks (4)

1981**Offense**

WR	87	Dwight Clark (16)
LT	61	Dan Audick (16)
LG	68	John Ayers (16)
C	56	Fred Quillan (16)
RG	51	Randy Cross (16)
RT	71	Keith Fahnhorst (16)
TE	86	Charlie Young (16)
WR	88	Freddie Solomon (15)
QB	16	Joe Montana (16)
RB	32	Ricky Patton (16)
RB	49	Earl Cooper (11)
	38	Johnny Davis (4)

Defense

3 – 4 alignment—(14 games)

LE	79	Jim Stuckey (13)
NT	78	Archie Reese (13)
RE	76	Dwaine Board (11)
LOLB	59	Willie Harper (13)
LILB	57	Dan Bunz (8)
	64	Jack Reynolds (4)
RILB	64	Jack Reynolds (9)
	54	Craig Puki (4)
ROLB	58	Keena Turner (13)
LCB	42	Ronnie Lott (13)
RCB	21	Eric Wright (13)
SS	27	Carlton Williamson (13)
FS	22	Dwight Hicks (13)

Defense

4 – 3 alignment—(Games 10, 16)

LE	79	Jim Stuckey (3)
LT	78	Archie Reese (3)
RT	65	Lawrence Pillers (2)
	76	Dwaine Board (1)
RE	74	Jimmy Webb (3)
LLB	64	Jack Reynolds (2)
	59	Willie Harper (1)
MLB	54	Craig Puki (1)
	52	Bobby Leopold (1)
	64	Jack Reynolds (1)
RLB	58	Keena Turner (1)
	59	Willie Harper (1)
	52	Bobby Leopold (1)
LCB	42	Ronnie Lott (3)
RCB	21	Eric Wright (3)
SS	27	Carlton Williamson (3)
FS	22	Dwight Hicks (3)

1982**Offense**

WR	87	Dwight Clark (8)
----	----	------------------

LT	78	Lindsey Mason (8)
LG	68	John Ayers (8)
C	56	Fred Quillan (9)
RG	51	Randy Cross (8)
RT	71	Keith Fahnhorst (9)
TE	86	Charlie Young (8)
WR	88	Freddie Solomon (6)
QB	16	Joe Montana (9)
RB	25	Jeff Moore (4)
	30	Bill Ring (1)
RB	49	Earl Cooper (5)
	30	Bill Ring (2)

Defense

LE	79	Jim Stuckey (7)
	65	Lawrence Pillers (2)
NT	67	Pete Kugler (4)
	75	John Harty (4)
	65	Lawrence Pillers (1)
RE	75	John Harty (3)
	65	Lawrence Pillers (2)
	76	Dwaine Board (1)
	79	Jim Stuckey (1)
	67	Pete Kugler (1)
	72	Jeff Stover (1)
LOLB	59	Willie Harper (5)
	53	Milt McColl (2)
LILB	64	Jack Reynolds (8)
RILB	55	Bob Horn (6)
	57	Dan Bunz (2)
	64	Jack Reynolds (1)
ROLB	58	Keena Turner (9)
LCB	42	Ronnie Lott (9)
RCB	21	Eric Wright (7)
SS	27	Carlton Williamson (8)
FS	22	Dwight Hicks (9)

1983**Offense**

WR	87	Dwight Clark (12)
LT	77	Bubba Paris (16)
LG	68	John Ayers (16)
C	56	Fred Quillan (15)
RG	51	Randy Cross (15)
RT	71	Keith Fahnhorst (16)
TE	81	Russ Francis (14)
WR	88	Freddie Solomon (11)
QB	16	Joe Montana (16)
RB	26	Wendell Tyler (15)
RB	33	Roger Craig (12)
	30	Bill Ring (4)

Defense

LE	65	Lawrence Pillers (13)
NT	67	Pete Kugler (16)
RE	76	Dwaine Board (13)
LOLB	59	Willie Harper (16)
LILB	50	Riki Ellison (14)
RILB	64	Jack Reynolds (13)
ROLB	58	Keena Turner (14)
LCB	42	Ronnie Lott (12)
RCB	21	Eric Wright (15)
SS	27	Carlton Williamson (8)
	24	Rick Gervais (5)
	45	Bobby Leopold (2)
FS	22	Dwight Hicks (15)

1984**Offense**

WR	87	Dwight Clark (15)
----	----	-------------------

LT	77	Bubba Paris (15)
LG	68	John Ayers (16)
C	56	Fred Quillan (16)
RG	51	Randy Cross (16)
RT	71	Keith Fahnhorst (15)
TE	89	Earl Cooper (8)
	81	Russ Francis (7)
WR	88	Freddie Solomon (13)
QB	16	Joe Montana (15)
	6	Matt Cavanaugh (1)
RB	26	Wendell Tyler (15)
RB	33	Roger Craig (16)

Defense

LE	79	Jim Stuckey (7)
	65	Lawrence Pillers (7)
NT	78	Manu Tuiaosopo (16)
RE	76	Dwaine Board (16)
LOLB	57	Dan Bunz (16)
LILB	50	Riki Ellison (16)
RILB	64	Jack Reynolds (14)
ROLB	58	Keena Turner (16)
LCB	42	Ronnie Lott (8)
	29	Mario Clark (6)
	22	Dwight Hicks (1)
	49	Jeff Fuller (1)
RCB	21	Eric Wright (14)
	42	Ronnie Lott (2)
SS	27	Carlton Williamson (15)
FS	22	Dwight Hicks (15)
	42	Ronnie Lott (1)

1985**Offense**

WR	87	Dwight Clark (14)
LT	77	Bubba Paris (16)
LG	68	John Ayers (16)
C	56	Fred Quillan (16)
RG	51	Randy Cross (14)
RT	71	Keith Fahnhorst (16)
TE	81	Russ Francis (15)
WR	88	Freddie Solomon (12)
	80	Jerry Rice (4)
QB	16	Joe Montana (15)
	6	Matt Cavanaugh (1)
RB	26	Wendell Tyler (13)
RB	33	Roger Craig (15)

Defense

LE	72	Jeff Stover (11)
	75	John Harty (4)
NT	95	Michael Carter (9)
	78	Manu Tuiaosopo (7)
RE	76	Dwaine Board (16)
LOLB	90	Todd Shell (12)
	53	Milt McColl (4)
LILB	50	Riki Ellison (16)
RILB	99	Michael Walter (13)
ROLB	58	Keena Turner (16)
LCB	42	Ronnie Lott (10)
	22	Dwight Hicks (6)
RCB	21	Eric Wright (16)
SS	27	Carlton Williamson (16)
FS	22	Dwight Hicks (10)
	42	Ronnie Lott (6)

1986**Offense**

WR	87	Dwight Clark (14)
LT	77	Bubba Paris (9)



69	Bruce Collie (7)
LG 68	John Ayers (14)
C 56	Fred Quillan (16)
RG 51	Randy Cross (16)
RT 71	Keith Fahnhorst (16)
TE 81	Russ Francis (14)
WR 80	Jerry Rice (15)
QB 16	Joe Montana (8)
9	Jeff Kemp (6)
15	Mike Moroski (2)
RB 28	Joe Cribbs (10)
RB 33	Roger Craig (15)
Defense	
LE 72	Jeff Stover (6)
75	John Harty (5)
78	Manu Tuaiasosopo (3)
76	Dwayne Board (2)
NT 95	Michael Carter (13)
78	Manu Tuaiasosopo (3)
RE 76	Dwayne Board (12)
LOLB 53	Milt McColl (16)
LILB 50	Riki Ellison (16)
RILB 55	Jim Fahnhorst (15)
ROLB 58	Keena Turner (16)
LCB 22	Tim McKyer (16)
RCB 29	Don Griffin (15)
SS 27	Carlton Williamson (16)
FS 42	Ronnie Lott (14)

1987

Offense	
WR 85	Michael Wilson (8)
87	Dwight Clark (3)
82	John Taylor (2)
LT 77	Bubba Paris (10)
LG 61	Jesse Sapolu (9)
62	Guy McIntyre (3)
C 51	Randy Cross (8)
56	Fred Quillan (4)
RG 69	Bruce Collie (8)
51	Randy Cross (4)
RT 79	Harris Barton (9)
71	Keith Fahnhorst (3)
TE 81	Russ Francis (7)
86	John Frank (5)
WR 80	Jerry Rice (11)
QB 16	Joe Montana (11)
8	Steve Young (3)
11	Bob Gagliano (1)
RB 33	Roger Craig (9)
28	Joe Cribbs (3)
RB 44	Tom Rathman (7)
33	Roger Craig (5)
Defense	
LE 67	Pete Kugler (7)
72	Jeff Stover (5)
NT 95	Michael Carter (12)
RE 76	Dwayne Board (10)
LOLB 53	Milt McColl (11)
LILB 50	Riki Ellison (12)
RILB 99	Michael Walter (12)
ROLB 58	Keena Turner (10)
90	Todd Shell (2)
LCB 22	Tim McKyer (10)
29	Don Griffin (2)
RCB 29	Don Griffin (10)
SS 49	Jeff Fuller (10)
FS 42	Ronnie Lott (12)

1988	
Offense	
WR 85	Michael Wilson (10)
81	Wes Chandler (4)
82	John Taylor (2)
LT 74	Steve Wallace (16)
LG 61	Jesse Sapolu (16)
C 51	Randy Cross (16)
RG 62	Guy McIntyre (12)
69	Bruce Collie (4)
RT 79	Harris Barton (15)
TE 89	Ron Heller (9)
86	John Frank (6)
WR 80	Jerry Rice (16)
QB 16	Joe Montana (13)
8	Steve Young (3)
RB 33	Roger Craig (15)
RB 44	Tom Rathman (16)

Defense

3 – 4 alignment

LE 91	Larry Roberts (14)
NT 95	Michael Carter (14)
RE 75	Kevin Fagan (13)
LOLB 94	Charles Haley (14)
LILB 50	Riki Ellison (12)
RILB 99	Michael Walter (14)
ROLB 58	Keena Turner (7)
53	Bill Romanowski (7)
LCB 22	Tim McKyer (14)
RCB 21	Eric Wright (9)
29	Don Griffin (5)
SS 49	Jeff Fuller (14)
FS 42	Ronnie Lott (12)

Defense

4 – 3 alignment—(Games 4, 14)

LE 91	Larry Roberts (2)
LT 95	Michael Carter (2)
RT 92	Kevin Lilly (1)
67	Pete Kugler (1)
RE 96	Daniel Stubbs (1)
75	Kevin Fagan (1)
ILB 58	Keena Turner (1)
55	Jim Fahnhorst (1)
ILB 50	Riki Ellison (1)
99	Michael Walter (1)
RLB 99	Michael Walter (1)
53	Bill Romanowski (1)
LCB 22	Tim McKyer (2)
RCB 29	Don Griffin (1)
21	Eric Wright (1)
SS 49	Jeff Fuller (2)
FS 46	Tom Holmoe (2)

1989

Offense	
WR 82	John Taylor (15)
85	Michael Wilson (1)
LT 77	Bubba Paris (16)
LG 62	Guy McIntyre (14)
C 61	Jesse Sapolu (16)
RG 69	Bruce Collie (14)
RT 79	Harris Barton (15)
TE 84	Brent Jones (16)
WR 80	Jerry Rice (16)
QB 16	Joe Montana (13)
8	Steve Young (3)
RB 33	Roger Craig (16)

RB 44	Tom Rathman (16)
Defense	
LE 78	Pierce Holt (10)
91	Larry Roberts (5)
NT 95	Michael Carter (8)
67	Pete Kugler (5)
RE 75	Kevin Fagan (15)
LOLB 94	Charles Haley (16)
LILB 54	Matt Millen (9)
55	Jim Fahnhorst (7)
RILB 99	Michael Walter (16)
ROLB 58	Keena Turner (12)
53	Bill Romanowski (4)
LCB 26	Darryl Pollard (14)
RCB 29	Don Griffin (16)
SS 31	Chet Brooks (16)
FS 42	Ronnie Lott (9)
49	Jeff Fuller (5)

1990

Offense	
WR 82	John Taylor (14)
LT 77	Bubba Paris (16)
LG 62	Guy McIntyre (16)
C 61	Jesse Sapolu (16)
RG 79	Harris Barton (16)
RT 74	Steve Wallace (16)
TE 84	Brent Jones (16)
WR 80	Jerry Rice (16)
QB 16	Joe Montana (15)
8	Steve Young (1)
RB 33	Roger Craig (12)
35	Dexter Carter (4)
RB 44	Tom Rathman (16)
Defense	
LE 78	Pierce Holt (16)
NT 95	Michael Carter (13)
64	Jim Burt (3)
RE 75	Kevin Fagan (16)
LOLB 94	Charles Haley (16)
LILB 54	Matt Millen (16)
RILB 59	Keith DeLong (13)
99	Michael Walter (3)
ROLB 53	Bill Romanowski (16)
LCB 26	Darryl Pollard (16)
RCB 29	Don Griffin (16)
SS 31	Chet Brooks (8)
43	Dave Waymer (5)
40	Johnnie Jackson (3)
FS 42	Ronnie Lott (9)
43	Dave Waymer (6)

1991

Offense	
WR 82	John Taylor (16)
LT 74	Steve Wallace (16)
LG 62	Guy McIntyre (16)
C 61	Jesse Sapolu (16)
RG 67	Roy Foster (16)
RT 79	Harris Barton (16)
TE 84	Brent Jones (9)
81	Jamie Williams (7)
WR 80	Jerry Rice (16)
QB 8	Steve Young (10)
13	Steve Bono (6)
RB 35	Dexter Carter (12)
30	Keith Henderson (4)
RB 44	Tom Rathman (16)

Defense	
LE 78	Pierce Holt (11)
96	Dennis Brown (4)
NT 95	Michael Carter (13)
RE 91	Larry Roberts (9)
75	Kevin Fagan (7)
LOLB 94	Charles Haley (14)
LILB 59	Keith DeLong (13)
RILB 99	Michael Walter (11)
90	Darin Jordan (3)
ROLB 53	Bill Romanowski (14)
LCB 36	Merton Hanks (7)
27	Mark Lee (4)
45	Kevin Lewis (3)
25	Eric Davis (2)
RCB 29	Don Griffin (16)
SS 43	Dave Waymer (15)
FS 22	Todd Bowles (14)

1992

Offense	
WR 82	John Taylor (8)
88	Mike Sherrard (8)
LT 74	Steve Wallace (16)
LG 62	Guy McIntyre (16)
C 61	Jesse Sapolu (16)
RG 67	Roy Foster (16)
RT 79	Harris Barton (14)
TE 84	Brent Jones (15)
WR 80	Jerry Rice (16)
QB 8	Steve Young (16)
RB 32	Ricky Watters (13)
RB 44	Tom Rathman (15)
Defense	
LE 78	Pierce Holt (15)
NT 95	Michael Carter (11)
97	Ted Washington (4)
RE 75	Kevin Fagan (11)
96	Dennis Brown (3)
97	Ted Washington (2)
LOLB 92	Tim Harris (14)
LILB 59	Keith DeLong (9)
53	Bill Romanowski (3)
99	Michael Walter (2)
RILB 99	Michael Walter (11)
53	Bill Romanowski (2)
ROLB 53	Bill Romanowski (11)
LCB 25	Eric Davis (16)
RCB 29	Don Griffin (16)
SS 41	David Whitmore (11)
31	Thane Gash (3)
36	Merton Hanks (2)
FS 28	Dana Hall (15)
40	Johnnie Jackson (1)

1993

Offense	
WR 82	John Taylor (16)
LT 74	Steve Wallace (15)
LG 62	Guy McIntyre (16)
C 61	Jesse Sapolu (16)
RG 64	Ralph Tamm (16)
RT 79	Harris Barton (15)
TE 84	Brent Jones (16)
WR 80	Jerry Rice (16)
QB 8	Steve Young (16)
RB 32	Ricky Watters (13)
RB 43	Marc Logan (11)

44	Tom Rathman (4)
Defense	
<i>3–4 alignment—(Games 1–5, 12)</i>	
LE 96	Dennis Brown (5)
NT 94	Dana Stubblefield (4)
97	Ted Washington (2)
RE 97	Ted Washington (2)
96	Dennis Brown* (1)
95	Artie Smith (2)
75	Kevin Fagan (1)
LOLB 58	Todd Kelly (5)
72	Mark Thomas (1)
LILB 59	Keith DeLong (2)
99	Mike Walter (3)
36	Merton Hanks* (1)
RILB 53	Bill Romanowski (6)
ROLB 55	John Johnson (4)
98	Antonio Goss (1)
LCB 25	Eric Davis (6)
RCB 29	Don Griffin (4)
26	Mike McGruder (2)
SS 46	Tim McDonald (6)
FS 28	Dana Hall (3)
36	Merton Hanks (3)
<i>18-Oct–changed to 4–3 alignment—(Games 6–11, 13–16)</i>	
LE 96	Dennis Brown (8)
95	Artie Smith (1)
92	Troy Wilson (1)
LT 94	Dana Stubblefield (9)
97	Ted Washington (1)
RT 97	Ted Washington (7)
96	Dennis Brown (2)
95	Artie Smith (1)
RE 75	Kevin Fagan (6)
95	Artie Smith (3)
92	Troy Wilson (1)
LLB 55	John Johnson (4)
53	Bill Romanowski (4)
99	Mike Walter (1)
59	Keith DeLong (1)
MLB 99	Mike Walter (6)
53	Bill Romanowski (2)
52	Larry Kelm (1)
RLB 53	Bill Romanowski (5)
55	John Johnson (3)
LCB 25	Eric Davis (10)
RCB 29	Don Griffin (8)
36	Merton Hanks (2)
SS 46	Tim McDonald (10)
FS 36	Merton Hanks (8)
28	Dana Hall (2)

1994

Offense	
WR 82	John Taylor (15)
88	Nate Singleton (1)
LT 74	Steve Wallace (16)
LG 61	Jesse Sapolu (13)
C 66	Bart Oates (15)
RG 63	Derrick Deese (15)
RT 79	Harris Barton (9)
65	Harry Boatswain (4)
75	Frank Pollack (3)
TE 84	Brent Jones (15)
WR 80	Jerry Rice (16)
QB 8	Steve Young (16)
RB 32	Ricky Watters (16)



RB	40	William Floyd (11)
	43	Marc Logan (5)
Defense		
LE	96	Dennis Brown (14)
LT	97	Bryant Young (16)
RT	94	Dana Stubblefield (14)
RE	57	Rickey Jackson (14)
LILB	54	Lee Woodall (13)
RILB	50	Gary Plummer (16)
ROLB	51	Ken Norton, Jr. (16)
LCB	25	Eric Davis (16)
RCB	21	Deion Sanders (12)
	36	Merton Hanks (4)
SS	46	Tim McDonald (16)
FS	36	Merton Hanks (11)
	28	Dana Hall (5)

1995

Offense		
WR	82	John Taylor (12)
LT	74	Steve Wallace (12)
	76	Kirk Scrafford (4)
LG	61	Jesse Sapolu (14)
	76	Kirk Scrafford (2)
C	66	Bart Oates (14)
	61	Jesse Sapolu (2)
RG	69	Rod Milstead (12)
RT	79	Harris Barton (12)
	76	Kirk Scrafford (4)
TE	84	Brent Jones (16)
WR	80	Jerry Rice (16)
QB	8	Steve Young (11)
	18	Elvis Grbac (5)
RB	20	Derek Loville (16)
RB	40	William Floyd (8)
	27	Adam Walker (7)
Defense		
LE	96	Dennis Brown (16)
LT	97	Bryant Young (12)
RT	94	Dana Stubblefield (16)
RE	57	Rickey Jackson (16)
LILB	54	Lee Woodall (16)
RILB	51	Ken Norton, Jr. (16)
ROLB	50	Gary Plummer (14)
LCB	25	Eric Davis (15)
RCB	23	Marquez Pope (16)
SS	46	Tim McDonald (16)
FS	36	Merton Hanks (16)

1996

Offense		
WR	81	Terrell Owens (10)
	83	J.J. Stokes (6)
LT	74	Steve Wallace (16)
LG	65	Ray Brown (16)
C	61	Jesse Sapolu (16)
RG	67	Chris Dalman (16)
RT	79	Harris Barton (13)
	75	Frank Pollack (2)
TE	84	Brent Jones (10)
	85	Ted Popson (6)
WR	80	Jerry Rice (16)
QB	8	Steve Young (13)
	18	Elvis Grbac (3)
RB	41	Terry Kirby (9)
	20	Derek Loville (7)
RB	40	William Floyd (9)
	44	Tommy Vardell (6)

	29	Anthony Lynn (1)
Defense		
LE	92	Roy Barker (16)
LT	97	Bryant Young (16)
RT	94	Dana Stubblefield (16)
RE	56	Chris Doleman (16)
LILB	54	Lee Woodall (14)
	51	Ken Norton, Jr. (2)
RILB	51	Ken Norton, Jr. (13)
ROLB	50	Gary Plummer (10)
	55	Kevin Mitchell (3)
LCB	22	Tyronne Drakeford (16)
RCB	23	Marquez Pope (16)
SS	46	Tim McDonald (16)
FS	36	Merton Hanks (16)

1997

Offense		
WR	83	J.J. Stokes (16)
LT	63	Derrick Deese (13)
LG	65	Ray Brown (16)
C	67	Chris Dalman (13)
RG	66	Kevin Gogan (16)
RT	76	Kirk Scrafford (16)
TE	84	Brent Jones (12)
	85	Greg Clark (4)
WR	81	Terrell Owens (15)
	80	Jerry Rice (1)
QB	8	Steve Young (15)
	14	Jim Druckenmiller (1)
RB	20	Garrison Hearst (13)
	41	Terry Kirby (3)
RB	40	William Floyd (15)
Defense		
LE	92	Roy Barker (14)
LT	97	Bryant Young (11)
	90	Junior Bryant (4)
RT	94	Dana Stubblefield (16)
RE	56	Chris Doleman (16)
LILB	54	Lee Woodall (16)
RILB	50	Gary Plummer (16)
ROLB	51	Ken Norton, Jr. (16)
LCB	26	Rod Woodson (14)
RCB	38	Darnell Walker (11)
	23	Marquez Pope (5)
SS	46	Tim McDonald (15)
FS	36	Merton Hanks (16)

1998

Offense		
WR	83	J.J. Stokes (12)
	81	Terrell Owens (4)
LT	63	Derrick Deese (8)
	72	Jamie Brown (5)
	74	Dave Fiore (3)
LG	65	Ray Brown (16)
C	67	Chris Dalman (15)
RG	66	Kevin Gogan (16)
RT	63	Derrick Deese (8)
	76	Kirk Scrafford (8)
TE	85	Greg Clark (9)
	82	Irv Smith (7)
WR	80	Jerry Rice (16)
QB	8	Steve Young (15)
	11	Ty Detmer (1)
RB	20	Garrison Hearst (16)
RB	44	Marc Edwards (12)
Defense		

LE	92	Roy Barker (16)
LT	97	Bryant Young (12)
	98	Gabe Wilkins (4)
RT	90	Junior Bryant (16)
RE	56	Chris Doleman (16)
LILB	54	Lee Woodall (15)
RILB	55	Winfred Tubbs (15)
ROLB	51	Ken Norton, Jr. (16)
LCB	38	Darnell Walker (10)
	43	Antonio Langham (6)
RCB	21	R.W. McQuarters (7)
	38	Darnell Walker (6)
	23	Marquez Pope (3)
SS	46	Tim McDonald (16)
FS	36	Merton Hanks (16)

1999

Offense		
WR	81	Terrell Owens (12)
	83	J.J. Stokes (4)
LT	74	Dave Fiore (16)
LG	65	Ray Brown (16)
C	67	Chris Dalman (15)
RG	62	Jeremy Newberry (14)
	63	Derrick Deese (2)
RT	63	Derrick Deese (14)
	62	Jeremy Newberry (2)
TE	85	Greg Clark (11)
WR	80	Jerry Rice (16)
QB	5	Jeff Garcia (10)
	18	Steve Stenstrom (3)
	8	Steve Young (3)
RB	25	Charlie Garner (15)
RB	40	Fred Beasley (11)
	44	Tommy Vardell (4)
Defense		
LE	96	Jeff Posey (6)
	90	Junior Bryant (5)
	95	Marvin Washington (5)
LT	97	Bryant Young (16)
RT	90	Junior Bryant (11)
	99	Brentson Buckner (5)
RE	98	Gabe Wilkins (15)
LILB	54	Lee Woodall (16)
RILB	55	Winfred Tubbs (15)
ROLB	51	Ken Norton, Jr. (16)
LCB	38	Darnell Walker (8)
	21	R.W. McQuarters (4)
RCB	35	Ramos McDonald (7)
	29	Mark McMillan (6)
SS	46	Tim McDonald (16)
FS	30	Lance Schulters (13)

2000

Offense		
WR	81	Terrell Owens (13)
LT	63	Derrick Deese (13)
LG	65	Ray Brown (16)
C	62	Jeremy Newberry (16)
RG	74	Dave Fiore (15)
RT	78	Scott Gragg (16)
TE	85	Greg Clark (15)
WR	80	Jerry Rice (16)
QB	5	Jeff Garcia (16)
RB	25	Charlie Garner (15)
FB	40	Fred Beasley (15)
Defense		
LE	94	Anthony Pleasant (16)

LT	97	Bryant Young (15)
RT	99	Brentson Buckner (16)
RE	95	John Engelberger (13)
	90	Junior Bryant (3)
LILB	96	Jeff Posey (9)
	98	Julian Peterson (7)
LILB	51	Ken Norton, Jr. (15)
RILB	55	Winfred Tubbs (14)
LCB	29	Ahmed Plummer (14)
RCB	36	Jason Webster (11)
SS	30	Lance Schulters (8)
	28	John Keith (3)
	38	Ronnie Heard (3)
FS	23	Pierson Prioleau (5)
	31	Zack Bronson (6)
	30	Lance Schulters (4)

2001

Offense		
WR	81	Terrell Owens (16)
LT	63	Derrick Deese (16)
LG	65	Ray Brown (16)
C	62	Jeremy Newberry (15)
RG	74	Dave Fiore (16)
RT	78	Scott Gragg (16)
TE	82	Eric Johnson (14)
WR	83	J.J. Stokes (16)
QB	5	Jeff Garcia (16)
RB	20	Garrison Hearst (16)
FB	40	Fred Beasley (12)
Defense		
LE	96	Andre Carter (15)
LT	97	Bryant Young (16)
RT	94	Dana Stubblefield (16)
RE	95	John Engelberger (14)
LILB	98	Julian Peterson (14)
LILB	50	Derek Smith (14)
RILB	53	Jeff Ulbrich (14)
LCB	29	Ahmed Plummer (15)
RCB	36	Jason Webster (16)
SS	30	Lance Schulters (16)
FS	31	Zack Bronson (16)

2002

Offense		
WR	81	Terrell Owens (14)
LT	63	Derrick Deese (14)
LG	66	Eric Heitmann (12)
	74	Dave Fiore (3)
C	62	Jeremy Newberry (16)
RG	65	Ron Stone (15)
RT	78	Scott Gragg (16)
TE	82	Eric Johnson (10)
	88	Justin Swift (4)
WR	89	Tai Streets (14)
	83	J.J. Stokes (8)
QB	5	Jeff Garcia (16)
RB	20	Garrison Hearst (16)
FB	40	Fred Beasley (14)
Defense		
LE	96	Andre Carter (16)
LT	97	Bryant Young (16)
RT	94	Dana Stubblefield (15)
RE	91	Chike Okeafor (16)
LILB	98	Julian Peterson (16)
LILB	50	Derek Smith (16)
RILB	53	Jeff Ulbrich (13)
	55	Jamie Winborn (3)

LCB	29	Ahmed Plummer (15)
RCB	36	Jason Webster (16)
SS	33	Tony Parrish (11)
FS	38	Ronnie Heard (6)
	31	Zack Bronson (5)
	33	Tony Parrish (5)

2003

Offense		
WR	81	Terrell Owens (15)
LT	63	Derrick Deese (11)
	77	Kwame Harris (5)
LG	66	Eric Heitmann (8)
	69	Kyle Kosier (7)
C	62	Jeremy Newberry (16)
RG	65	Ron Stone (13)
	69	Kyle Kosier (2)
RT	78	Scott Gragg (14)
	69	Kyle Kosier (2)
TE	88	Jed Weaver (15)
WR	89	Tai Streets (16)
QB	5	Jeff Garcia (13)
	13	Tim Rattay (3)
RB	20	Garrison Hearst (12)
	32	Kevan Barlow (4)
FB	40	Fred Beasley (11)
Defense		
LE	95	John Engelberger (15)
LT	97	Bryant Young (16)
RT	90	Travis Kirschke (15)
RE	96	Andre Carter (16)
LILB	98	Julian Peterson (16)
LILB	50	Derek Smith (16)
RILB	53	Jeff Ulbrich (15)
LCB	29	Ahmed Plummer (14)
RCB	24	Mike Rumph (13)
SS	33	Tony Parrish (16)
FS	31	Zack Bronson (12)

2004

Offense		
WR	84	Cedrick Wilson (15)
LT	69	Kyle Kosier (9)
	77	Kwame Harris (7)
LG	66	Eric Heitmann (16)
C	52	Brock Gutierrez (15)
RG	65	Justin Smiley (9)
	69	Kyle Kosier (7)
RT	78	Scott Gragg (16)
TE	82	Eric Johnson (14)
WR	85	Brandon Lloyd (13)
QB	13	Tim Rattay (9)
	7	Ken Dorsey (7)
RB	32	Kevin Barlow (14)
FB	40	Fred Beasley (10)
Defense		
LE	95	John Engelberger (15)
LT	91	Anthony Adams (12)
RT	97	Bryant Young (16)
RE	96	Andre Carter (6)
	94	Brandon Whiting (5)
	92	Tony Brown (4)
LILB	53	Jeff Ulbrich (14)
LILB	50	Derek Smith (14)
RILB	55	Jamie Winborn (10)
LCB	29	Ahmed Plummer (6)
	23	Jimmy Williams (6)
RCB	36	Shawntae Spencer (12)



SS 33 Tony Parrish (16)
FS 38 Ronnie Heard (14)

2005

Offense

WR 83 Arnaz Battle (8)
84 Johnnie Morton (7)
LT 68 Adam Snyder (7)
67 Anthony Clement (6)
75 Jonas Jennings (3)
LG 65 Justin Smiley (16)
C 52 Jeremy Newberry (10)
66 Eric Heitmann (6)
RG 66 Eric Heitmann (10)
64 David Baas (5)
RT 77 Kwame Harris (16)
TE 49 Terry Jones (5)
47 Billy Bajema (5)
WR 85 Brandon Lloyd (15)
QB 11 Alex Smith (7)
13 Tim Rattay (4)
7 Ken Dorsey (3)
3 Cody Pickett (2)
RB 32 Kevin Barlow (12)
FB 40 Fred Beasley (7)

Defense

LE 97 Bryant Young (13)
NT 91 Anthony Adams (15)
RE 94 Marques Douglas (15)
LOLB 98 Julian Peterson (15)
LILB 56 Brandon Moore (8)
50 Derek Smith (5)
RILB 50 Derek Smith (11)
53 Jeff Ulbrich (5)
ROLB 96 Andre Carter (13)
LCB 26 Bruce Thornton (11)
RCB 36 Shawntae Spencer (14)
SS 33 Tony Parrish (9)
38 Ben Emanuel (7)
FS 20 Mike Adams (9)

2006

Offense

WR 83 Arnaz Battle (15)
LT 75 Jonas Jennings (13)
LG 71 Larry Allen (11)
C 66 Eric Heitmann (14)
RG 65 Justin Smiley (16)
RT 77 Kwame Harris (16)
TE 85 Vernon Davis (8)
47 Billy Bajema (6)
WR 81 Antonio Bryant (11)
QB 11 Alex Smith (16)
RB 21 Frank Gore (16)
FB 40 Moran Norris (7)

Defense

LE 97 Bryant Young (16)
DT 93 Ron Fields (9)
DT 91 Anthony Adams (5)
DE 94 Marques Douglas (16)
RE 96 Melvin Oliver (14)
LB 56 Brandon Moore (11)
LB 50 Derek Smith (12)
LB 99 Manny Lawson (11)
LCB 36 Shawntae Spencer (13)
RCB 27 Walt Harris (15)

SS 26 Mark Roman (11)
33 Tony Parrish (5)
FS 28 Keith Lewis (9)
20 Mike Adams (8)

2007

Offense

WR 83 Arnaz Battle (15)
LT 68 Adam Snyder (11)
75 Jonas Jennings (5)
LG 71 Larry Allen (16)
C 66 Eric Heitmann (16)
RG 65 Justin Smiley (8)
64 David Baas (8)
RT 74 Joe Staley (16)
TE 85 Vernon Davis (14)
WR 82 Darrell Jackson (15)
QB 11 Alex Smith (7)
12 Trent Dilfer (6)
13 Sean Hill (2)
17 Chris Weinke (1)
RB 21 Frank Gore (15)
FB 40 Moran Norris (5)

Defense

LE 97 Bryant Young (15)
DT 92 Aubrayo Franklin (13)
90 Isaac Sopoaga (3)
DE 94 Marques Douglas (16)
LOLB 98 Parys Haralson (11)
LILB 50 Derek Smith (14)
RILB 52 Patrick Willis (16)
ROLB 95 Tully Banta-Cain (10)
LCB 22 Nate Clements (16)
RCB 27 Walt Harris (15)
SS 32 Michael Lewis (16)
FS 26 Mark Roman (16)

2008

Offense

WR 82 Bryant Johnson (12)
LT 74 Joe Staley (16)
LG 68 Adam Snyder (7)
64 David Baas (9)
C 66 Eric Heitmann (16)
RG 69 Tony Wragge (10)
62 Chilo Rachal (6)
RT 65 Barry Sims (8)
68 Adam Snyder (6)
75 Jonas Jennings (2)
TE 85 Vernon Davis (16)
WR 88 Isaac Bruce (15)
QB 13 Shaun Hill (8)
14 J.T. O'Sullivan (8)
RB 21 Frank Gore (15)

Defense

LE 91 Ray McDonald (8)
NT 92 Aubrayo Franklin (15)
DT 90 Isaac Sopoaga (15)
DE 94 Justin Smith (16)
OLB 98 Parys Haralson (10)
LILB 51 Takeo Spikes (13)
53 Jeff Ulbrich (3)
RILB 52 Patrick Willis (16)
OLB 99 Manny Lawson (10)
LCB 22 Nate Clements (15)
RCB 27 Walt Harris (16)

SS 32 Michael Lewis (16)
FS 26 Mark Roman (16)

2009

Offense

WR 84 Josh Morgan (15)
LT 74 Joe Staley (9)
65 Barry Sims (7)
LG 64 David Baas (16)
C 66 Eric Heitmann (16)
RG 62 Chilo Rachal (15)
RT 68 Adam Snyder (15)
TE 85 Vernon Davis (16)
46 Delanie Walker (8)
WR 15 Michael Crabtree (11)
88 Isaac Bruce (7)
QB 11 Alex Smith (10)
13 Shaun Hill (6)
RB 21 Frank Gore (14)
29 Glen Coffee (2)
FB 44 Moran Norris (7)

Defense

DT 90 Isaac Sopoaga (16)
NT 92 Aubrayo Franklin (16)
DT 94 Justin Smith (16)
SAM 99 Manny Lawson (16)
TED 51 Takeo Spikes (15)
MIKE 52 Patrick Willis (16)
WILL 98 Parys Haralson (16)
LCB 22 Nate Clements (16)
31 Dre' Bly (6)
25 Tarell Brown (4)
RCB 36 Shawntae Spencer (16)
SS 32 Michael Lewis (15)
FS 38 Dashon Goldson (16)

2010

Offense

WR 84 Josh Morgan (11)
LT 74 Joe Staley (9)
65 Barry Sims (7)
LG 77 Mike Iupati (16)
C 64 David Baas (16)
RG 62 Chilo Rachal (14)
68 Adam Snyder (2)
RT 76 Anthony Davis (16)
TE 85 Vernon Davis (16)
46 Delanie Walker (8)
82 Nate Byham (3)
WR 15 Michael Crabtree (15)
QB 11 Alex Smith (10)
1 Troy Smith (6)
RB 21 Frank Gore (11)
20 Brian Westbrook (5)
FB 44 Moran Norris (11)

Defense

DT 90 Isaac Sopoaga (16)
NT 92 Aubrayo Franklin (16)
DT 94 Justin Smith (16)
SAM 99 Manny Lawson (16)
TED 51 Takeo Spikes (16)
MIKE 52 Patrick Willis (15)
WILL 98 Parys Haralson (15)
55 Ahmad Brooks (1)
LCB 36 Shawntae Spencer (16)
RCB 22 Nate Clements (16)

SS 30 Reggie Smith (7)
23 Taylor Mays (6)
32 Michael Lewis (3)
FS 38 Dashon Goldson (16)

2011

Offense

WR 15 Michael Crabtree (14)
17 Braylon Edwards (5)
LT 74 Joe Staley (16)
LG 77 Mike Iupati (16)
C 59 Jonathan Goodwin (16)
RG 68 Adam Snyder (13)
62 Chilo Rachal (3)
RT 76 Anthony Davis (16)
TE 85 Vernon Davis (16)
46 Delanie Walker (7)
81 Justin Peelle (2)
WR 15 Joshua Morgan (5)
19 Ted Ginn Jr. (3)
QB 11 Alex Smith (16)
RB 21 Frank Gore (15)
FB 49 Bruce Miller (8)
44 Moran Norris (2)

Defense

DT 91 Ray McDonald (15)
NT 90 Isaac Sopoaga (15)
DT 94 Justin Smith (16)
OLB 55 Ahmad Brooks (16)
ILB 53 NaVorro Bowman (16)
ILB 52 Patrick Willis (13)
54 Larry Grant (3)
OLB 98 Parys Haralson (16)
LCB 22 Carlos Rogers (16)
RCB 25 Tarell Brown (16)
SS 31 Donte Whitner (15)
FS 38 Dashon Goldson (14)
20 Madiou Williams (2)

2012

Offense

WR 15 Michael Crabtree (16)
LT 74 Joe Staley (16)
LG 77 Mike Iupati (16)
C 59 Jonathan Goodwin (16)
RG 75 Alex Boone (16)
RT 76 Anthony Davis (16)
TE 85 Vernon Davis (16)
46 Delanie Walker (4)
WR 82 Mario Manningham (10)
QB 11 Alex Smith (9)
7 Colin Kaepernick (7)
RB 21 Frank Gore (16)
FB 49 Bruce Miller (12)

Defense

DT 91 Ray McDonald (16)
NT 90 Isaac Sopoaga (9)
DT 94 Justin Smith (14)
OLB 55 Ahmad Brooks (16)
ILB 53 NaVorro Bowman (16)
ILB 52 Patrick Willis (16)
OLB 99 Aldon Smith (16)
LCB 22 Carlos Rogers (16)
RCB 25 Tarell Brown (16)
CB 29 Chris Culliver (6)
SS 31 Donte Whitner (16)

FS 38 Dashon Goldson (16)

2013

Offense

WR 81 Anquan Boldin (16)
LT 74 Joe Staley (16)
LG 77 Mike Iupati (12)
68 Adam Snyder (4)
C 59 Jonathan Goodwin (16)
RG 75 Alex Boone (16)
RT 76 Anthony Davis (16)
TE 85 Vernon Davis (15)
89 Vance McDonald (5)
WR 10 Kyle Williams (5)
15 Michael Crabtree (5)
QB 7 Colin Kaepernick (16)
RB 21 Frank Gore (16)
FB 49 Bruce Miller (13)

Defense

DT 91 Ray McDonald (14)
NT 90 Glenn Dorsey (13)
DT 94 Justin Smith (16)
OLB 55 Ahmad Brooks (16)
ILB 53 NaVorro Bowman (16)
ILB 52 Patrick Willis (14)
OLB 99 Aldon Smith (8)
51 Dan Skuta (8)
LCB 22 Carlos Rogers (16)
RCB 25 Tarell Brown (11)
26 Tramaine Brock (6)
SS 31 Donte Whitner (16)
FS 35 Eric Reid (16)

2014

Offense

WR 81 Anquan Boldin (16)
LT 74 Joe Staley (16)
LG 77 Mike Iupati (15)
78 Joe Looney (1)
C 66 Marcus Martin (8)
67 Daniel Kilgore (7)
78 Joe Looney (1)
RG 75 Alex Boone (14)
78 Joe Looney (2)
RT 76 Jonathan Martin (9)
76 Anthony Davis (7)
TE 85 Vernon Davis (14)
89 Vance McDonald (4)
46 Derek Carrier (1)
88 Garrett Celek (1)
WR 15 Michael Crabtree (16)
84 Brandon Lloyd (2)
13 Stevie Johnson (1)
QB 7 Colin Kaepernick (16)
RB 21 Frank Gore (16)
FB 49 Bruce Miller (8)

Defense

DT 91 Ray McDonald (14)
63 Tony Jerod-Eddie (2)
NT 93 Ian Williams (8)
92 Quinton Dial (6)
DT 94 Justin Smith (16)
OLB 55 Ahmad Brooks (13)
59 Aaron Lynch (3)
ILB 50 Chris Borland (8)
52 Patrick Willis (6)



54	Nick Moody (2)
ILB 57	Michael Wilhoite (16)
OLB 51	Dan Skuta (9)
99	Aldon Smith (6)
96	Corey Lemonier (1)
LCB 20	Perrish Cox (14)
26	Tramaine Brock (2)
RCB 29	Chris Culliver (14)
CB 36	Dontae Johnson (3)
25	Jimmie Ward (1)
SS 41	Antoine Bethea (16)
FS 35	Eric Reid (15)
43	Craig Dahl (1)

2015

Offense

WR 81	Anquan Boldin (13)
11	Quinton Patton (4)
LT 74	Joe Staley (16)
LG 75	Alex Boone (13)
61	Andrew Tiller (3)
C 66	Marcus Martin (13)
67	Daniel Kilgore (3)
RG 65	Jordan Devey (9)
61	Andrew Tiller (4)
71	Erik Pears (2)
66	Marcus Martin (1)
RT 71	Erik Pears (14)
77	Trent Brown (2)
TE 89	Vance McDonald (11)
88	Garrett Celek (8)
84	Blake Bell (5)
85	Vernon Davis (5)
WR 82	Torrey Smith (12)
14	Jerome Simpson (1)
QB 2	Blaine Gabbert (8)
7	Colin Kaepernick (8)
RB 28	Carlos Hyde (7)
24	Shaun Draughn (6)
23	Reggie Bush (1)
32	DuJuan Harris (1)
38	Jarryd Hayne (1)
FB 49	Bruce Miller (5)

Defense

DT 90	Glenn Dorsey (7)
64	Mike Purcell (3)
91	Arik Armstead (1)
NT 93	Ian Williams (16)
DT 92	Quinton Dial (15)
OLB 55	Ahmad Brooks (14)
96	Corey Lemonier (2)

95	Tank Carradine (1)
ILB 57	Michael Wilhoite (12)
51	Gerald Hodges (4)
ILB 53	NaVorro Bowman (16)
OLB 59	Aaron Lynch (13)
58	Eli Harold (1)
LCB 26	Tramaine Brock (15)
36	Dontae Johnson (1)
RCB 20	Kenneth Acker (13)
47	Marcus Cromartie (1)
36	Dontae Johnson (1)
25	Jimmie Ward (1)
CB 25	Jimmie Ward (6)
36	Dontae Johnson (1)
SS 29	Jaquiski Tarts (8)
41	Antoine Bethea (7)
25	Jimmie Ward (1)
FS 35	Eric Reid (16)

2016

Offense

WR 17	Jeremy Kerley (13)
LT 74	Joe Staley (13)
68	Zane Beadles (2)
77	Trent Brown (1)
LG 68	Zane Beadles (12)
61	Andrew Tiller (2)
66	Marcus Martin (1)
62	Andrew Gardner (1)
C 67	Daniel Kilgore (13)
68	Zane Beadles (2)
66	Marcus Martin (1)
RG 65	Joshua Garnett (11)
61	Andrew Tiller (5)
RT 77	Trent Brown (15)
71	John Theus (1)
TE 89	Vance McDonald (11)
88	Garrett Celek (6)
49	Jim Dray (1)
WR 82	Torrey Smith (12)
13	Aaron Burbridge (3)
14	Chris Harper (2)
WR 11	Quinton Patton (14)
81	Rod Streater (2)
QB 7	Colin Kaepernick (11)
2	Blaine Gabbert (5)
RB 28	Carlos Hyde (13)
22	Mike Davis (1)
24	Shaun Draughn (1)
32	DuJuan Harris (1)

Defense

DT 99	DeForest Buckner (12)
91	Arik Armstead (4)
NT 90	Glenn Dorsey (6)
64	Mike Purcell (5)
99	DeForest Buckner (3)
93	Chris Jones (2)
DT 92	Quinton Dial (11)
93	Chris Jones (4)
90	Glenn Dorsey (1)
OLB 55	Ahmad Brooks (16)
ILB 51	Gerald Hodges (12)
57	Michael Wilhoite (4)
ILB 50	Nick Bellore (10)
53	NaVorro Bowman (4)
57	Michael Wilhoite (2)
OLB 58	Eli Harold (13)
59	Aaron Lynch (3)
LCB 26	Tramaine Brock (16)
RCB 25	Jimmie Ward (10)
33	Rashard Robinson (6)
SS 41	Antoine Bethea (16)
FS 35	Eric Reid (10)
29	Jaquiski Tarts (6)

2017

Offense

WR 15	Pierre Garçon (8)
18	Louis Murphy (7)
19	Aldrick Robinson (1)
LT 74	Joe Staley (15)
77	Trent Brown (1)
LG 75	Laken Tomlinson (15)
68	Zane Beadles (1)
C 67	Daniel Kilgore (16)
RG 63	Brandon Fusco (16)
RT 77	Trent Brown (9)
68	Zane Beadles (4)
62	Erik Magnuson (2)
76	Garry Gilliam (1)
TE 88	Garrett Celek (13)
85	George Kittle (7)
82	Logan Paulsen (1)
WR 11	Marquise Goodwin (16)
WR 81	Trent Taylor (1)
QB 2	Brian Hoyer (6)
3	C.J. Beathard (5)
10	Jimmy Garoppolo (5)
RB 28	Carlos Hyde (16)
FB 44	Kyle Juszczyk (10)

Defense

LDE 91	Arik Armstead (6)
95	Tank Carradine (5)
92	Leger Douzable (5)
LDT 90	Earl Mitchell (16)
RDT 99	DeForest Buckner (16)
RDE 94	Solomon Thomas (12)
98	Ronald Blair III (2)
95	Tank Carradine (2)
SAM 58	Eli Harold (11)
MIKE 56	Reuben Foster (9)
53	NaVorro Bowman (5)
50	Brock Coyle (2)
WILL 50	Brock Coyle (8)
54	Ray-Ray Armstrong (5)
35	Eric Reid (2)
56	Reuben Foster (1)
LCB 23	Ahkello Witherspoon (9)
33	Rashard Robinson (7)
RCB 36	Dontae Johnson (16)
SS 35	Eric Reid (10)
29	Jaquiski Tarts (5)
FS 38	Adrian Colbert (6)
25	Jimmie Ward (6)
29	Jaquiski Tarts (3)
40	Antone Exum Jr. (1)
NB 24	K'Waun Williams (5)
20	Leon Hall (1)



HISTORICAL HIGHLIGHTS

1949

December 10, the NFL and AAFC announced that the two leagues will merge. The NFL agrees to adopt Baltimore, Cleveland and San Francisco as new franchises.

1950

The 49ers struggled in their NFL debut, winning only three games. A rival coach described them as “not big enough or tough enough.”

1951

In an amazing reversal of form sparked by a great rookie group, the 49ers were in the race until the season’s final day and finished only a half game off the top. Led by LB Hardy Brown and his famed shoulder tackle, the club had one of the toughest defensive units in the League. QB Y.A. Tittle and E Billy Wilson began their great 49er careers.

1952

After a blazing start, the 49ers slumped in mid-season. HB Hugh “The King” McElhenny came off the University of Washington campus to become the NFL Player Of The Year and the most feared runner in football.

1953

The 49ers had their best NFL showing posting a 9–3 record, normally good enough for a championship. Detroit, however, was 10–2. Two of San Francisco’s losses came with QB Y.A. Tittle sidelined because of a severe facial injury. The three defeats were by a total of nine points. FB Joe “The Jet” Perry became one of the few players in pro history to gain more than 1,000 yards in a single season. E Gordy Soltau was the league’s top scorer for the second straight year.

1954

The 49ers jumped out to a blazing start, posting a 4–0–1 record through the season’s first five games. However the early momentum was slowed by injuries to three key members of the legendary “Million Dollar Backfield.” QB Y.A. Tittle, HB Hugh McElhenny and FB Joe Perry all missed action with different injuries, but Perry returned to become the first player to record 1,000 yards rushing in consecutive seasons.

1955

With HB Hugh McElhenny hobbled by a foot injury, the 49ers had their second–worst season in history under Norman P. Strader, who succeeded Buck Shaw as head coach.

1956

In head coach Frankie Albert’s first year at the helm, the 49ers were in last place at mid-season with a 1–6 record. They went 4–0–1 in their last five games for a brilliant stretch drive.

1957

This undoubtedly was one of the most emotional and dramatic seasons in 49ers history. Every game was a cliffhanger and the Alley Oop pass from QB Y.A. Tittle to rookie HB R.C. Owens became a household byword. Emotions reached a peak when the beloved Tony Morabito collapsed and died of a heart attack at the Chicago Bears game on Oct. 27. Trail–ing 17–7, the 49ers fought back for a great victory, 21–17. The magnificent E Billy Wilson caught a pass from Tittle for the winning touchdown in the fourth quarter. Tied with Detroit at 8–4 when the season ended, the 49ers lost the playoff game, 31–27, after holding a 27–7 lead in the third quarter.

1958

An up–and–down season finished on a high note with victories over Green Bay and Baltimore. The 6–6 record, however, was blackened by the 33–3 and 56–7 lacerations at the hands of the Los Angeles Rams. Head coach Frankie Albert resigned at the end of the year.

1959

With Howard W. “Red” Hickey in charge, the 49ers were in contention all the way and QB John Brodie came into his own at quarterback when he led the team to a 21–20 upset of Cleveland. HB J.D. Smith, a converted defensive back, became the second 49er to accumulate more than 1,000 yards rushing.

1960

Howard W. “Red” Hickey saved a seemingly hopeless season when he installed his shotgun attack and the club captured four of its last five games, including a 30–22 upset of Baltimore.

1961

The success of Howard W. Hickey’s shotgun amazed the football world, especially in a 49–0 victory over Detroit. QB Billy Kilmer, a passing–running rookie from UCLA, was made to order for the new offense. When the shotgun stopped, QB John Brodie took over again in the T formation and had the finest season in 49ers QB annals. Indicating the evenness of NFL competition, the 49ers were playing for a second–place tie, plus a trip to the Runner–up Bowl at Miami, or a fifth–place position on the last day of the season. The Colts again won by three points, but 1961 will remain as one of the most exciting and interesting years in 49ers history.

1962

For the first time since 1956, the 49ers finished a frustrating season with more defeats than victories. In so doing, the honored adage of “it’s easier to win at home than on the road,” proved false—the 49ers won only one of seven at Kezar Stadium, but captured five of seven road contests.

1963

A multitude of injuries to key personnel started the 49ers off to a disappointing 2–12 season. One of the victories, however, was a 20–14 upset of ultimate world champion Chicago, the only league defeat suffered by the Bears all season.

1964

Club Chief Executive Victor P. Morabito died of a heart attack in May. Injuries to key personnel prevented the 49ers from gaining enough offensive momentum to forge a winning season despite having one of the toughest defensive units in the league. Outstanding rookie performances by E Dave Parks, QB George Mira and LB Dave Wilcox also took some of the sting from the 4–10 record.

1965

Outstanding offensive performances enabled the 49ers to jump from the bottom to fourth place in the Western Division as the team led the NFL in both scoring and total offense. QB John Brodie was the most productive passer in the NFL, E Dave Parks led the league in receiving and rookie FB Ken Willard and veteran HB John David Crow, acquired in an offseason trade, led a strong ground game. The 7–6–1 record included a season–opening 52–24 victory over the Chicago Bears, marking the most points scored by the 49ers in NFL play.

1966

After a somewhat slow start, the 49ers got in gear just before the midway point and became one of only two teams to beat the eventual world champion Green Bay Packers. After that, they finished with a respectable 6–6–2 record and were in the battle for second place in the Western Division until the final league game. G John Thomas and E Dave Parks were All–Pro, and they joined G Howard Mudd, C Bruce Bosley, FB Ken Willard and LB Dave Wilcox in the Pro Bowl.

1967

An auspicious start (5–1) disintegrated into disappointment for the 49ers as injuries took a heavy toll and a six–game losing streak took them out of the running. QB George Mira came off the bench to lead the squad to two season–ending victories and salvage a 7–7 record. There were bright spots, however, as QB John Brodie and the 49ers were the only team to beat the power–laden Rams in a league game. G Bruce Bosley played in the Pro Bowl for the second straight season.

1968

Under new coach Dick Nolan, the 49ers posted a 7–6–1 record. The season turned on key wins over the New York Giants, 26–10, and Green Bay, 27–20. Brilliant performances by QB John Brodie, WR Clifton McNeil and RB Ken Willard led a prolific offense, while DT Charlie Krueger, LB Dave Wilcox and DB Kermit Alexander sparked a revitalized defense. McNeil and G Howard Mudd were chosen All–NFL and were joined by Wilcox, Willard and Alexander in the Pro Bowl.



1969

Beset by injuries that nearly decimated the defensive unit, the 49ers struggled through the early part of the season. They went winless in their first five games before beating Baltimore, the first time they had beaten the Colts in 13 previous games. The 49ers finished 4–8–2 and five players—HB Jimmy Johnson, LB Dave Wilcox, G Elmer Collett, RB Ken Willard and rookie WR Gene Washington—were selected to the Pro Bowl. Johnson was also All–Pro and winner of the Len Eshmont Award.

1970

This was the greatest year since the club became a member of the NFL in 1950. The team recorded a 10–3 record and captured the Western Division (NFC) Championship. QB John Brodie was the NFL's Player of the Year, CB Bruce Taylor was NFC Rookie of the Year and Coach Dick Nolan was a near-unanimous choice as NFC Coach of the Year. Brodie, WR Gene Washington, LB Dave Wilcox and HB Jimmy Johnson were All–Pro and joined T Len Rohde in the Pro Bowl.

1971

The 49ers forged a 9–5–0 record and won their second consecutive NFC Western Division title, clinching the crown on the final day by beating Detroit, 31–27, the identical score by which the Lions had knocked the 49ers out of championship play in 1957. The season also was the club's first in its plush new home, Candlestick Park. C Forrest Blue, LB Dave Wilcox and CB Jimmy Johnson were All–Pro and joined in the Pro Bowl by TE Ted Kwalick, WR Gene Washington, RB Vic Washington, DE Cedrick Hardman and CB Bruce Taylor.

1972

Early-season inconsistency, compounded by an injury to QB John Brodie in the fifth game of the season, cast appall on the 49ers prospects for a third-straight NFC Western Division title, but QB Steve Spurrier stepped in for Brodie and turned things around with a brilliant, poised performance. In the final quarter of the final game against Minnesota, the recovered Brodie relieved Spurrier and threw two TD passes in a 20–17 win over the Vikings. The victory clinched divisional title number three, but Spurrier's nine-game contribution was the key. C Forrest Blue, DB Jimmy Johnson, TE Ted Kwalick, WR Gene Washington and LB Dave Wilcox were All–Pro selections.

1973

In what was both a disappointing and significant year, the 49ers were 5–9 after tackling the NFL's toughest schedule, a rash of key injuries and an unsettled quarterback situation. It also marked the end of the brilliant careers of QB John Brodie and DT Charlie Krueger, both of whom retired at year's end. C Forrest Blue and LB Dave Wilcox were voted All–Pro and joined in the Pro Bowl by TE Ted Kwalick, G Woody Peoples and P Tom Wittum.

1974

The 49ers used five different quarterbacks after an injury to starter QB Steve Spurrier, a week before the season opened, sidelined him for most of the year. After winning the first two games, the club lost a team-record seven straight and then closed with a rush, winning four of its last five to finish the season 6–8. RB Wilbur Jackson was named The Sporting News ROOKIE OF THE YEAR and was named to the NFL All–Rookie team along with QB Tom Owen and DB Mike Holmes. C Forrest Blue and P Tom Wittum were All–NFC and selected for the Pro Bowl along with HB Jimmy Johnson. A knee injury forced perennial All–Pro LB Dave Wilcox to retire after a brilliant 11-year career with the 49ers.

1975

A strong defensive performance throughout the season couldn't offset an erratic offense troubled by an unsettled quarterback situation and a rebuilding offensive line. The high point of the 5–9 season was a 24–23 win over Los Angeles to end a 10-game losing streak to the Rams. At season's end, DE Cedrick Hardman was the club's first ever two-time Len Eshmont Award winner.

1976

A turnaround year for the 49ers as the team, under coach Monte Clark, posted an 8–6 record, their first winning season since 1972. With new QB Jim Plunkett at the controls, the 49ers got off to their best start ever (6–1), before hitting a mid-season four-game losing streak knocking the club out of playoff contention. The season saw the emergence of a powerful defensive unit that led the league in quarterback sacks with 61. RB Delvin Williams set a 49ers single-season rushing record with 1,203 yards. DE Tommy Hart was named All–Pro and played in the Pro Bowl along with Williams, DE Cleveland Elam and LB Dave Washington. C Randy Cross was an All–Rookie team selection. Hart became a two-time winner of the Len Eshmont Award and CB Jimmy Johnson retired after a brilliant 16-year career with the 49ers.

1977

In the 32nd year of their existence, the 49ers began a new era. On March 31, 1977, the club became the property of Edward J. DeBartolo Jr. and came under the guidance of Joe Thomas as general manager. The changeover was made more dramatic because the San Francisco 49ers were one of the few NFL franchises which had never previously changed ownership or location. On the field, under Coach Ken Meyer, the 49ers ran hot and cold. The club lost its first five games, then won five of the next six before dropping the final three contests to finish 5–9. SS Mel Phillips was named winner of the coveted Len Eshmont Award. DE Cleveland Elam was selected All–Pro and played for the NFC in the Pro Bowl.

1978

The 49ers suffered through their longest season as the club fell to 2–14 and three coaches were hired

and fired in less than 12 months. First Head Coach Pete McCulley departed after nine games with a 1–8 record, and his replacement, Fred O'Connor, was let go at the end of the year as the team won just one of its final seven contests. Bill Walsh was hired as the new coach and general manager. RB Paul Hofer, who replaced RB O.J. Simpson when the newly-acquired star went to the sidelines for the year with a shoulder injury, was named recipient of the Len Eshmont award.

1979

The 49ers suffered through their second consecutive 2–14 season, but there were several indications of improvement. San Francisco went from virtually the worst-ranked offensive team in the league in '78 to one of the most productive in '79, ranking first in passing offense in the NFC and sixth in total offense in the NFL. RB Paul Hofer again was the Len Eshmont Award recipient and individual leader, racking up 615 yards rushing and an additional 662 yards receiving on 58 catches in only seven starts. QB Steve DeBerg broke Fran Tarkenton's NFL record for completions by connecting on 347 passes. K Ray Wersching set a club record with an 83.3 field goal percentage and also led the league with that mark. RB O.J. Simpson retired from the 49ers and the NFL, finishing as the second leading rusher of all time with 11,236 yards.

1980

In their second season of the Bill Walsh era, the 49ers showed gradual improvement in their rebuilding program. A three-game winning streak to open the season, combined with a three-game victory string from Week 12 through Week 14, enabled the Niners to post a 6–10 season, tripling the number of victories from each of the previous two 2–14 campaigns. Week 14 was a day when the 49ers made NFL history. That December 7 at Candlestick Park, the 49ers overcame a 35–7 halftime deficit against the New Orleans Saints to win in overtime, 38–35. The 28-point comeback was the biggest comeback in NFL history. E Jim Stuckey and P Jim Miller were named to All–Rookie teams, while another rookie, FB Earl Cooper, led the NFC in receptions with 83, the most catches ever by an NFL rookie. WR Dwight Clark caught 82 passes to break the team wide receiver mark, and QB Joe Montana set the club passing percentage record at 64.5 with 176 completions in 273 attempts.

1981

It was a year of firsts and bests for the 49ers in 1981. In his third season as head coach and general manager, Bill Walsh guided San Francisco to a 16–3 record (best record in the league that year), the NFC Western Division title (first since '72), the NFC Championship crown (first ever for the 49ers) and the World Championship/Super Bowl XVI win (first ever for the 49ers). Walsh earned every possible NFC Coach of the Year award and all seven NFL Coach of the Year honors, while six 49ers were named to the Pro Bowl—WR Dwight Clark, C Randy Cross, QB Joe Montana, DE Fred Dean, S Ronnie Lott and S Dwight



Hicks. Three San Francisco players were selected to All-Pro teams as recognized by the NFL—Cross, Lott and Dean. Montana, who led the NFC in passing in '81, was named MVP of Super Bowl XVI (for leading his team to a 26–21 win over the Cincinnati Bengals of the AFC). Dean was picked UPI NFL Defensive Player of the Year, NFL Outstanding Defensive Lineman of the Year (NFL Players Association) and NFC Defensive Player of the Year (Kansas City Committee of the 101). San Francisco opened and closed the season in Pontiac, MI in drastically different styles. The 49ers lost two of their first three games of 1981, including the season opener on the road against Detroit, then ran off seven wins—before a loss to Cleveland 15–12—and ran off eight more wins (including playoffs, the NFC Championship and Super Bowl XVI). The 49ers won 15 of their last 16 games, beat five opponents twice—including all three postseason foes—and became the first team since Chicago in 1945–47 to go from the worst NFL record (2–14 in 1979) to the league's best (13–3 in '81) in just three seasons. All this happened with three rookies (S Carlton Williamson, CB Eric Wright and Lott) starting in the defensive secondary. Those three rookies, along with Montana, Clark, Cross, WR Freddie Solomon and Hicks, combined with “old veterans” Dean and LB Jack “Hacksaw” Reynolds, formed a nucleus of world championship vintage.

1982

As defending world champions, the San Francisco 49ers did not enjoy the 1982 season, but then not many NFL fans, coaches and players throughout the league did either (except maybe in Washington, where the Redskins were Super Bowl XVII champs). The Niners fell to 3–6 and missed out on the playoffs. In the strike-shortened season, San Francisco went winless at home (0–5) but did manage a 3–1 road record (the Niners were 0–2 prior to the 57-day players' strike and 3–4 following it). WR Dwight Clark had an outstanding season, leading the NFL with 60 receptions and being named consensus All-Pro and NFL Player of the Year by Sports Illustrated. LB Keena Turner (second-team All-Pro), S Ronnie Lott (Pro Bowl), C Randy Cross (Pro Bowl), S Dwight Hicks (Pro Bowl), T Keith Fahnhorst and QB Joe Montana (NFL record for five straight 300-yard passing games) were bright spots in an otherwise disappointing season.

1983

For the second time in three seasons, San Francisco played in the NFC Championship Game. The '83 49ers were 10–6 (third best regular season victory total in club history) and NFC Western Division Champions (fifth time since 1970, second time since 1981). In the playoffs, San Francisco squeezed past Detroit, 24–23, but lost to Washington, 24–21, in the NFC Championship contest. Individual standouts included QB Joe Montana (the league's No. 1 all-time QB entering the 1984 season), S Ronnie Lott (making his third Pro Bowl appearance in as many years), DE Fred Dean (leading the NFC in sacks with 17.5), DE Dwaine Board (second in sacks with 13), CB Eric Wright (team leader in interceptions with seven, two for scores), WR Dwight Clark (team leader with 70 receptions and eight TDs), WR Freddie Solomon (club record 21.4 yards per catch), K Ray Wersching (team-record 126 points, including a perfect 51-of-51 PATs), offensive linemen C Randy

Cross, T Keith Fahnhorst and G John Ayers, RB Roger Craig (752 yards rushing, 427 receiving), RB Wendell Tyler (856 rushing yards, 285 receiving) and NFL All-Rookie team pick LB Riki Ellison.

1984

The 49ers experienced the most successful regular season in NFL history by winning a league record 15 games, including all eight road contests—setting yet another NFL standard. The Niners broke 14 team records in '84, while becoming the first NFC team to sweep all of its conference games, and the first NFC West unit to win all contests within the division. Led by RB Roger Craig and QB Joe Montana, San Francisco capped the year by routing the Miami Dolphins in Super Bowl XIX, 38–16. The win was the 18th victory of the '84 campaign, establishing an NFL standard for wins in a single season (including playoffs). San Francisco scored a then team-record 475 points. The 49ers defense was the stingiest in the NFL in '84, allowing a league-low 227 points scored. Honors were numerous, including Pro Bowl recognition for 10 of Bill Walsh's charges—Montana, RB Wendell Tyler, T Keith Fahnhorst, C Randy Cross and C Fred Quillan on offense and S Dwight Hicks, S Ronnie Lott, S Carlton Williamson and CB Eric Wright (the entire Niners secondary), and LB Keena Turner on defense.

1985

At 10–6, San Francisco qualified for postseason play for the fourth time since 1981. Offensively, RB Roger Craig and WR Jerry Rice emerged as potent weapons in the attack. Craig became the first NFL player to surpass 1,000 yards rushing and receiving in the same season. Rice was named NFC ROOKIE OF THE YEAR and set the team record for first-year players with 927 receiving yards. The defense experienced the influx of four new starters in '85 (NT Michael Carter, LB Todd Shell, LB Michael Walter and DE John Harty). Carter won a berth on the Pro Bowl team, as did DBs Eric Wright and Carlton Williamson.

1986

The 49ers captured their fourth NFC Western Division title since 1981. Offensively, the team was led by All-Pro wide receiver WR Jerry Rice, who paced the NFL with 1,570 receiving yards and 15 touchdowns. Those marks established club standards in addition to Rice's team-record 16 total scores. The defense managed 49 takeaways, tying the Kansas City Chiefs for NFL leadership. San Francisco's 39 interceptions and 578 return yards set team records, while five scores on interceptions returns tied another club mark. S Ronnie Lott tied HB Dave Baker's 1960 team record with 10 interceptions. The output by young players was vital due to major injuries suffered by many starting veterans. San Francisco made 20 roster moves during the season, shuffling players in and out of action. QB Joe Montana missed Weeks 2–9 due to back surgery, while backup signal-caller Jeff Kemp did not play Weeks 8–11 due to a hip injury.

1987

The San Francisco 49ers marched to an NFL regular season best 13–2 record. It marked a league-leading third time in the decade of the '80s that the team either tied or posted the best win-loss per-

centage during the regular season. San Francisco led the NFL with 5,987 total yards and was best among league defenders allowing 4,095 total yards. It was the first time in Niners history that the team led the league in fewest total yards allowed. WR Jerry Rice set NFL records with 22 receiving touchdowns and scoring receptions in 13 consecutive games. The durable wide out received postseason Most Valuable Player awards from nearly every news agency and sports publication. QB Joe Montana won the first NFL passing title of his nine-year career and set a team record with 31 touchdown passes. S Ronnie Lott, Montana and Rice were joined by NT Michael Carter and RB Roger Craig on the NFC squad in the 1988 Pro Bowl.

1988

The 49ers climaxed their 1988 season in thrilling fashion with a dramatic touchdown drive in the waning seconds of Super Bowl XXIII. QB Joe Montana's 10-yard scoring toss to WR John Taylor with 34 seconds remaining in the contest gave the Niners their third Super Bowl win of the decade and the rights to the title “Team of the 1980s.” The world championship game against the Cincinnati Bengals was a microcosm of the entire '88 campaign. San Francisco opened the year strong with a 5–2 record, but by Week 12 were 6–5, two games out of first place with only five contests to play. That week's victory over Washington launched a four-game winning streak that resulted in the Niners moving up from third to first place in the NFC West standings and earning a third consecutive NFC Western Division title. As the season ended RB Roger Craig broke the team's single season rushing record (finishing with 1,502 yards) and K Mike Cofer established new Niners single-season standards for field goals attempted (38) and made (27). WR Jerry Rice went on a playoff tear that included: an NFL postseason record-tying three touchdown receptions against Minnesota, the Montana-to-Rice battery hooked-up on first half touchdowns of 61 and 27 yards at Chicago, and concluded with a Super Bowl XXIII MVP performance of 11 receptions for a Super Bowl record 215 yards and a touchdown. Defenders S Ronnie Lott, DE Charles Haley, NT Michael Carter, along with Rice, Taylor and Craig, were selected to the Pro Bowl.

1989

George Seifert was named head coach of the San Francisco 49ers just four days after the team had won its third World Championship under retiring head man Bill Walsh. Seifert's quest for the title was tested early and often as the 49ers endured nail-biting wins at Indianapolis (30–24) and Tampa Bay (20–16) to open the season. QB Joe Montana threw for 428 yards and five touchdowns, including a team-record four TD tosses in the fourth quarter resulting in a 10-point victory (38–28) in Philadelphia. Under first-year offensive coordinator Mike Holmgren, the Niners accumulated more yardage than any other NFL team. WRs Jerry Rice and John Taylor, RB Roger Craig, G Guy McIntyre and QB Joe Montana were 1990 Pro Bowl participants. Rice's 1,483 receiving yards paced the league. Craig exceeded 1,000 yards rushing for the second consecutive season and running mate FB Tom Rathman led NFC running backs with 73 receptions. Montana had the best season of his career. A consensus Play-



er of the Year, Montana's 112.4 quarterback rating set a then NFL single-season record. Montana was selected by his teammates as the '89 recipient of the Len Eshmont Award. Fueled by Rice's 72-yard first quarter catch—and—run for a score, the 49ers exploded for 27 first half points and cruised to a 41–13 victory against Minnesota in their opening '89 playoff contest. The 49ers faced Los Angeles in the NFC Championship Game. The Niners started slowly, however. Two long, second-quarter scoring drives and a touchdown set up by an interception gave San Francisco a 21–3 lead at intermission. Cofer's three field goals cushioned San Francisco's lead as the team advanced to Super Bowl XXIV with a satisfying 30–3 win. The 49ers displayed optimal performance at the highest level of competition while securing their second consecutive World Championship. The resounding 55–10 defeat of the Denver Broncos in Super Bowl XXIV was a convergence of talent and technique, planning and purpose. San Francisco tied or set nearly 40 Super Bowl records and Montana was honored with the game's MVP award for an unprecedented third time.

1990

The Niners finished the season with an NFL-best 14–2 mark and came within four seconds (in a 15–13 loss to the NY Giants) of earning their third consecutive trip to the Super Bowl. In addition to recording the NFL's best win–loss mark for the second straight season, the 49ers captured the NFC Western Division title for the fifth consecutive year and the eighth time since 1981 ('81, 1983–84, 1986–90). San Francisco claimed its 11th Division crown since the NFL/AFL merger of 1970, more than any NFC Western Division opponent (the Rams were second with eight), and second most in NFL history (behind Miami's 13 AFC East titles).

San Francisco opened the 1990 season with a team-record 10 consecutive victories. The 49ers also posted an 8–0 mark on the road, giving them the longest road winning streak in league history (19 games, including postseason) heading into '91. QB Joe Montana and WR Jerry Rice again formed one of the most prolific aerial combinations in pro football. Montana, who was named 1990 Sportsman of the Year by Sports Illustrated, finished his 12th NFL season by throwing for a then team-record 3,944 yards. He also tossed 26 touchdown passes (second in the NFC) and finished as the third highest rated quarterback in the conference. On the receiving end of many of those Montana passes was Rice, who became only the fourth player in league history to reach the century mark in receptions for a single season. Rice hauled in 100 passes for 1,502 yards and 13 TDs, and earned his fifth consecutive trip to the Pro Bowl.

In one of the most memorable performances of the season (if not team history), Rice tied an NFL record with five TD receptions in a 45–35 victory at Atlanta, October 14. The defensive side of the ball was led by LB–DE Charles Haley's 58 tackles and an NFC-high 16 sacks. For his efforts, the fourth-year player from James Madison University was named as a starter in the 1991 Pro Bowl. LB Bill Romanowski led the team in tackles with 79, while CB Darryl Pollard registered 74, including a team-high 72 solo stops. A number of team career records fell by the wayside in '90. Montana slipped past QB John Brodie to take over the career passing lead (34,998

yards), while RB Roger Craig became the all-time team record holder in career receptions with 508, moving ahead of WR Dwight Clark's total of 506. The 49ers placed five players on the 1991 NFC Pro Bowl squad, four as starters. Representing the 49ers were Haley, Rice, S Ronnie Lott and G Guy McIntyre, while Montana, selected as a starter, was unable to participate because of a finger injury suffered in the NFC Championship Game.

1991

It was a classic case of "too little...too late" for the San Francisco 49ers in 1991. After losing six of their first 10 games by a total of 26 points, the Niners won their remaining six contests (by a total of 95 points) but missed the playoffs for the first time since 1982.

The 49ers finished the 1991 campaign in impressive fashion during that final six-game span, with a margin of victory that averaged almost 16 points. During that final six-game span, the Niners defeated three playoff teams (New Orleans, Kansas City and Chicago) while averaging 31.5 points per game in the process. WR Jerry Rice continued to register his place in club and league history taking over the club's career receiving record with 525 catches. Rice finished third in the NFC with 80 receptions and 1,206 yards, surpassing 1,000 receiving yards for a club-record sixth consecutive season, and he led the NFL with 14 TD receptions. QB Steve Young won the NFL passing title, despite missing six games due to a knee injury. Young, who passed for 2,517 yards and 17 TDs, finished with a 101.8 rating, besting Washington's Mark Rypien (97.9) for the title.

When Young was injured at Atlanta November 3, QB Steve Bono (1,617 yards, 11 TDs) came off the bench to rally the team to five consecutive victories. On the defensive side of the ball, S Dave Waymer finished as the leader in total tackles (86), solo tackles (77), interceptions (4), interception return yards (78) and passes defended (16) and tied CB Kevin Lewis for the lead in forced fumbles (3). LB–DE Charles Haley and DE Larry Roberts each posted seven sacks, while CB Don Griffin's 99-yard fumble return against the Bears set a team record and was the third longest return in league history. San Francisco placed three players on the 1992 NFC Pro Bowl squad, two as starters, as Rice, Guy McIntyre and Haley were all selected (Rice and McIntyre as starters). It was the sixth time in Rice's seven-year career that he was selected to play on the islands. McIntyre and Haley were each selected for the third time.

1992

The San Francisco 49ers continued their winning tradition as they once again posted the NFL's best regular season record (14–2), while winning their sixth NFC Western Division title in seven years, and advancing to the NFC Championship Game for the second time in three seasons. In the NFC Divisional Playoffs, the 49ers defeated defending Super Bowl Champion Washington (20–13). However, San Francisco fell to Dallas, 30–20, in the NFC Championship Game at Candlestick Park the following week.

WR Jerry Rice continued to etch his name in football history, becoming the NFL's all-time touchdown reception leader with 103. He tied Steve Largent's mark of 100 in Week 13 against the Philadelphia

Eagles (11–29), then broke the record the following week vs. the Miami Dolphins (12–6). QB Steve Young, who harvested a total of 34 awards, including the NFL's Most Valuable Player Award, won the NFL passing title for the second straight year, finishing an amazing 16.3 points ahead of his closest competitor. Young, who passed for 3,465 yards and 25 TDs, finished with a 107.0 rating. Following his 101.8 rating in 1991, it marked the first time in league history that anyone had posted back-to-back seasons with ratings higher than 100 each year. RB Ricky Watters gained 1,013 yards to establish a team rushing record for first-year backs. K Mike Cofer's 107 points led the 49ers in scoring for the fifth consecutive year.

On the defensive side of the ball, linebacking led the charge as LB Bill Romanowski finished as the leader in total tackles (80) and assists (15). LB Mike Walter (67 solo stops) and LB Tim Harris (17 sacks for 116 yards) also led defensive categories. CB Don Griffin paced the defensive backfield with five interceptions and 19 passes defended.

Fans at Candlestick saw the Niners rewrite part of the team's record book in '92 as they set team marks for total offense (598 yards) vs. the Buffalo Bills (Sept. 13) and points (56) in their win over the Atlanta Falcons (56–17, 10–18). San Francisco placed seven players on the 1993 NFC Pro Bowl squad, including four starters and five first-time participants. Rice, G Guy McIntyre, DT Pierce Holt and Young were all named as starters. TE Brent Jones, Watters and T Steve Wallace were also selected. It was the seventh time in Rice's eight-year career that he was selected to play on the islands and McIntyre was named for the fourth time, while the others made their first visits.

1993

The 1993 season was another in a long line of successes for the San Francisco 49ers. Among the team's accomplishments were: a 10–6 record, marking an NFL-record 11th consecutive season with 10 or more victories, the team's 10th NFC West title in 13 seasons and a third appearance in four years in the NFC title game. In addition, San Francisco led the National Football League in scoring and total offense and established or tied five of the team's nine major offensive records. The marks set included most net offensive yards (6,435), most TDs (61), most first downs (372) and highest average gain per play (6.3). The Niners also tied the team mark for net passing yards in a season with 4,302, equaling the record set in 1989.

Individually, QB Steve Young became the first player in NFL history to lead the NFL in passing three consecutive seasons, when he posted a 101.5 rating in 1993. In addition, it was his third consecutive season with a rating over 100, also a league first. Young completed 68 percent of his passes (second highest in team history) for a then club-record 4,023 yards. His 29 scoring passes in '93 ranked third on the team's single-season charts.

RB Ricky Watters led the ground game for the second consecutive season, narrowly missing the 1,000-yard mark with 950 yards. Watters posted 10 rushing TDs during the season and set an NFL single-game playoff record with a five-touchdown outburst vs. the New York Giants. WR Jerry Rice posted one of his best seasons, recording 98 receptions for 1,503 yards and 15 touchdowns on his way to being named NFL OFFENSIVE PLAYER



OF THE YEAR by Associated Press. He also received the team's Len Eshmont Award. Defensively, DT Dana Stubblefield was named the NFL DEFENSIVE ROOKIE OF THE YEAR, capping a season in which he registered 10.5 sacks. LB Bill Romanowski (105) and S Tim McDonald (91) topped the team in tackles. Young, Rice and McDonald were selected to the Pro Bowl, joining T Harris Barton, G Guy McIntyre, TE Brent Jones and C Jesse Sapolu with that honor.

1994

The 1994 San Francisco 49ers completed one of the most impressive seasons in NFL history by capturing their NFL-record fifth Super Bowl Championship at Joe Robbie Stadium in Miami. San Francisco defeated the San Diego Chargers 49-26 in Super Bowl XXIX to put the finishing touches on a 16-3 season and win an unprecedented fifth Vince Lombardi Trophy.

The offseason started on a high note. Despite facing an NFL-imposed salary cap in 1994, the 49ers still managed to sign such veteran free agents as LB Ken Norton Jr., LB Gary Plummer, DE Tim Harris, DE Charles Mann, DE Richard Dent, LB Rickey Jackson, C Bart Oates, WR Ed McCaffrey and CB Toi Cook. Then, after some draft day maneuvering, San Francisco came away with two first-round picks in DT Bryant Young and FB William Floyd. Injuries, however, played a key factor early in the campaign. By the end of the second game in Kansas City, the 49ers had lost most of their starting offensive line, as well as the services of Dent, their top pass-rusher, to various injuries. Despite signing CB Deion Sanders prior to Week 3, the problems continued. Still playing with a decimated line, San Francisco suffered its worst loss in almost 14 years when it dropped a 40-8 decision to the Philadelphia Eagles in Week 5 at Candlestick Park. The season turned around the following Sunday at Detroit when the 49ers, trailing 14-0 at one point, rallied to defeat the Lions 27-21. That win started a winning streak that extended 10 games and saw the 49ers finish 13-3 and win the Super Bowl. Among the other highlights from the 1994 season, the 49ers offense was one of the most potent ever. During the 16-game regular season, the 49ers scored a team-record 505 points, a total that ranks as the fourth-highest total in NFL history. The 31.6 points per game average also established a team record. In addition, San Francisco scored 66 touchdowns, shattering the previous team mark of 61.

QB Steve Young recorded one of the finest seasons in NFL history. He set a league record with a QB rating of 112.8 and became the first player in NFL history to lead the league in passing four consecutive seasons. He also set team records for completion percentage (70.2) and touchdown passes (35). In Super Bowl XXIX, he passed for a record six touchdowns, while being named the game's MVP.

Rookie Floyd emerged as one of the league's brightest young stars, rushing for 305 yards and six TDs. The 49ers went 10-1 after he was named to the starting lineup in Week 6 at Detroit. Young finished third on the team in rushing with 293 yards and led the team with seven rushing touchdowns. WR Jerry Rice set a team record with 112 receptions for 1,499 yards and 13 touchdowns. However, his shining moment came in Week 1 vs. the Los Angeles Raiders when he eclipsed Jim Brown's all-time touchdown mark with 127. Norton Jr. led the 49ers

with 92 total tackles and 79 solo stops. S Merton Hanks placed second with 79 tackles (66-13) while leading the team with seven interceptions. DT Dana Stubblefield's 8.5 sacks and 53.5 sack yards led the squad for the second consecutive season. And finally, Sanders, who joined the team in Week 3, shattered the team record with an NFL-high 303 interception return yards on six thefts. Among his three returns for touchdowns (tying a team mark) were efforts of 93, 90 and 74 yards. He was named the NFL Defensive Player of the Year as well as a starter in the Pro Bowl. Other Pro Bowl selections included Young, Rice, TE Brent Jones, Oates, G Jesse Sapolu, Hanks, Stubblefield, S Tim McDonald and RB Ricky Watters. CB Eric Davis had a team-leading 22 passes defended during the regular season and four interceptions in the playoffs.

1995

San Francisco once again captured the NFC West Championship, despite battling through a season in which injuries wreaked havoc time and again. Among the key contributors who were sidelined during the campaign were starting FB William Floyd, whose season ended with a severe knee injury in the October New Orleans game, and QB Steve Young, who missed five games with a shoulder injury. Those injuries, in addition to several others in the offensive line throughout the season, would have crippled most teams; however, the 1995 49ers established a reputation as one of the grittiest in team history.

The defensive unit created a new aggressive identity, finishing the season ranked number one in the NFL. Not only did it lead the league in scoring defense, it set team records for fewest rushing yards allowed (1,061) and fewest rushing yards per game (66.3). San Francisco's defense also excelled in takeaways, forcing a total of 34, including a team-record seven (five interceptions, two fumbles) that resulted in touchdowns.

Among the standout performers were Pro Bowl selections CB Eric Davis, FS Merton Hanks and SS Tim McDonald, marking the second consecutive season the 49ers secondary included three Pro Bowl picks. LB Ken Norton Jr. racked up 127 tackles and set a team single-game record by returning two interceptions for touchdowns at St. Louis. LB Lee Woodall and DT Dana Stubblefield rounded out the Niners Pro Bowl defensive players. Offensively, WR Jerry Rice posted the finest of his legendary 11 seasons with the 49ers. He became the NFL's career leader with 942 receptions and 15,123 yards, while also establishing the league's single-season standard with 1,848 yards. He was named as a starter in the Pro Bowl for the 10th consecutive season.

Young, who returned to quarterback the team for the final four regular season games, was also selected to the Pro Bowl, as was TE Brent Jones, who made the squad as an alternate. One of the highlights of the season was the emergence of QB Elvis Grbac. Playing in place of the injured Young, he directed the Niners to three of their biggest wins of the season at St. Louis, at eventual world champion Dallas and at Miami. Floyd was the recipient of the team's Len Eshmont Award.

1996

One streak continued and another ended for San Francisco in 1996. With a 12-4 record, the 49ers

reached double digits in the win column for the 14th consecutive season, the longest streak in the NFL. However, the upstart Carolina Panthers unseated the Niners as NFC West Champions, ending their four-year reign. San Francisco remained one of the league's most dangerous teams with an aggressive defense and a productive offense. Despite losing QB Steve Young for four full games and parts of four others with various injuries, the 49ers offense ranked second in the NFC with 398 points and sixth in the NFL in total offense.

WR Jerry Rice became the first player in NFL history to record four 100-catch seasons after making a league-high 108 receptions for 1,254 yards. The 12-year veteran earned his NFL record-tying 11th Pro Bowl invitation and was a first-team All-Pro selection. Young won his fifth NFL passing title with a QB rating of 97.2 and was named to the Pro Bowl for the fifth consecutive season.

Defensively, the 49ers had the league's most imposing pass rushing trio in DE Roy Barker, DT Bryant Young and DE Chris Doleman. Barker finished fourth in the NFC with 12.5 sacks, while Doleman's 11 sacks moved him into seventh on the NFL's career list with 115.5. Young was named a starter on the NFC Pro Bowl team and earned first-team All-Pro honors after posting 11.5 sacks and 85 tackles. He also claimed the 49ers Len Eshmont Award as the team's most inspirational and courageous player. The third-year veteran was joined on the Pro Bowl team by FS Merton Hanks, who was invited for the third consecutive season. As usual, Rice's assault on the record books continued. He became the first player in NFL history to register 1,000 career receptions and 16,000 receiving yards. Rice also surpassed K Ray Wersching as the team's all-time leading scorer with 982 points.

1997

Although they appeared vulnerable after first week injuries to QB Steve Young and WR Jerry Rice, the San Francisco 49ers rallied under the direction of rookie head coach Steve Mariucci, reclaimed the NFC West title and advanced to the NFC Championship Game. The 49ers finished with a 13-3 mark, including an 11-game winning streak, despite losing Rice for all but two games. They did it behind a newfound running attack and the league's top-ranked defense.

Mariucci became one of 13 head coaches since the NFL-AFL merger in 1970 to lead his team to a division title in his rookie season, and he was the fourth to do it directly out of the college ranks. The former University of California skipper established an NFL record for consecutive wins by a rookie head coach with an 11-game streak (games 2-12). The 49ers claimed their 13th NFC West title in 17 years and posted 10-or-more wins for the 15th consecutive season. Young suffered a concussion against Tampa Bay on opening day, but remained healthy throughout the season and claimed his NFL record-tying (Sammy Baugh) sixth league passing title with a rating of 104.7. The 13-year veteran showed consistency while getting adjusted to a new coach, new running back and two young receivers.

The 49ers made a commitment to a power rushing attack by signing G Kevin Gogan during the offseason. The additional size up front allowed the 49ers to finish fourth in the NFC in rushing yards. RB Garrison Hearst (1,019 yards) became the first 49ers running



back to rush for 1,000 yards since 1992. With Rice out, WR Terrell Owens and WR J.J. Stokes became the primary receiving targets. Owens led the team with 63 receptions for 936 yards and eight touchdowns, while Stokes posted 58 receptions for 733 yards and four touchdowns. Rice returned for one game against Denver (12–15) and helped the 49ers clinch home field advantage throughout the playoffs with a 34–17 win. Rice became the first non-kicker in league history to reach 1,000 points with a 14-yard touchdown catch in the second quarter of the Broncos contest.

The 49ers defense led the league in total yards allowed (250.8), finished second in takeaways (41) and was tied for third in sacks (54). They helped carry the burden as the offense adjusted to new personnel. For the second consecutive season, the 49ers had three players reach double figures in sacks. DT Dana Stubblefield (15.0), DE Chris Doleman (12.0) and LB Kevin Greene (10.5) led the sack attack. Stubblefield finished second in the league in sacks and was named NFL Defensive Player of the Year by Associated Press and earned the Len Eshmont Award as the team's most inspirational player. Of the seven 49ers named to the Pro Bowl, five were from the defense. Stubblefield was joined by Doleman, FS Merton Hanks, LB Lee Woodall and LB Ken Norton Jr. Gogan and Young were San Francisco's offensive selections.

1998

Led by one of the most productive offenses in team and league history, San Francisco posted its 16th consecutive winning season and remained one of the NFL's elite teams. Behind the strong arm of QB Steve Young, the powerful legs of RB Garrison Hearst and the triple-threat receiving corps of WR Jerry Rice, WR Terrell Owens and WR J.J. Stokes, the 49ers rolled to a 12–4 regular season mark and an appearance in the NFC Divisional Playoff Game. Young opened the season in sizzling fashion. The 14-year veteran established an NFL record by throwing for over 300 yards in six consecutive games, breaking the previous record of five held by former 49ers QB Joe Montana. Young finished the season completing 322-of-517 (62.3) passes for 4,170 yards and 36 touchdowns. His final passing rating of 101.1 marked the seventh consecutive season he has surpassed the 100-point barrier and earned him his seventh consecutive trip to the Pro Bowl.

The 49ers offensive line, led by Pro Bowl G Kevin Gogan, paved the way for Hearst's record-setting season. Hearst, and his team-record and career-high 1,570 yards rushing, were a major reason the 49ers led the NFL in rushing. His 198-yard performance against the New York Giants on Monday Night Football also set a then team-record and was a personal-best. His four plays of 70 yards or more led the league and helped earn him his first career Pro Bowl selection.

The 49ers receiving corps was in the capable hands of Rice, Owens and Stokes. Rice, returning from a serious knee injury in 1997, earned his 12th career Pro Bowl nomination and finished with a team-high 82 receptions for 1,157 yards and nine touchdowns. The athletic Owens asserted himself among the league's best receivers and brightest young stars by catching 67 passes for 1,097 yards and 14 touchdowns. Stokes caught a career-best 63 passes for 770 yards and eight touchdowns.

The 49ers defense was paced by the inspiring play of DT Bryant Young. Young was having an exceptional season with 54 tackles and 9.5 sacks before suffering a season-ending leg injury against the New York Giants on Monday Night Football. Young was still named Eshmont Award winner although missing the final four regular season games. LB Winfred Tubbs, in his first season with the 49ers, earned his first career Pro Bowl nomination after finishing with 112 tackles. CB Darnell Walker, FS Merton Hanks, S Zack Bronson and S Tim McDonald led the team with four interceptions each.

1999

San Francisco had a streak of 16 consecutive winning seasons snapped, after finishing the 1999 season with a 4–12 record. A season-ending injury to QB Steve Young in Week 3 sent the 49ers into a tailspin from which they did not recover. Replacing Young proved to be quite a task for QBs Jeff Garcia and Steve Stenstrom. Garcia received the first try at the job and responded admirably, posting a 24–22 victory, with a QB rating of 106.0, over the Tennessee Titans in his first NFL start. Garcia would start the next four games, but was replaced by Stenstrom in Week 10 at New Orleans. With Stenstrom struggling in starts against the Saints, Rams and Packers, the 49ers coaching staff returned Garcia to the starting lineup for a December 5 game at Cincinnati. And what a return it was. Garcia threw for a career-high 437 yards against the Bengals, including throwing two touchdown passes to WR Jerry Rice. The game proved to be an impetus for Garcia, who over the final five games of the season completed 121-of-182 passes for 1,441 yards, eight touchdowns and three interceptions for a quarterback rating of 98.3.

During that stint, Garcia completed 66.5 percent of his passes and was sacked just three times for 25 yards. San Francisco also was faced with the task of replacing 1998 Pro Bowl RB Garrison Hearst and his team-record 1,570 yards rushing. A key off-season acquisition of RB Charlie Garner proved more than an adequate replacement. Garner rushed for a career-high 1,229 yards, caught a career-high 56 passes for 535 yards and finished third in the NFL with 1,764 total yards.

The San Francisco running attack also was given a boost by second-year FB Fred Beasley's 276 yards rushing and 282 yards receiving, both marks were career-high's. Overall the 49ers led the NFL with 2,095 yards on the ground, becoming the first team to lead the league for consecutive seasons since Buffalo did it in 1991–92. The 49ers also led the league with a per-rush average of 5.0 yards.

The San Francisco receiving corps was once again paced by Rice. He finished the year with 67 receptions for 830 yards and five touchdowns. Certainly not the kind of numbers that Rice is accustomed to, but over the final five games of the season, Rice caught 24 passes for 420 yards (17.5) and three touchdowns. In that span he posted two 100-yard games, including a six-reception, 143-yard effort at Atlanta (1–3) in the season finale. WR Terrell Owens added 60 receptions for 754 yards and four touchdowns while J.J. Stokes totaled 34 grabs for 429 yards and two touchdowns, including a five-reception, 130-yard performance at Atlanta (1–3) in the season finale.

The 49ers defense struggled for much of the season, but was highlighted by several individual

performances. DT Bryant Young was named the Associated Press Comeback Player of the Year and earned a Pro Bowl selection. After overcoming a devastating leg fracture that ended his 1998 season and left his future clouded in doubt, Young answered all questions by earning a Pro Bowl nomination with his 11.0 sacks on the season. S Lance Schulters, in his first season as a starter, responded by finishing second in the NFC with six interceptions, including a game-winning 64-yard return against New Orleans (9–19) in the second week of the season. Schulters was named as the starting free safety for the NFC squad in the 2000 Pro Bowl.

2000

San Francisco opened its sixth decade in the NFL under new leadership. The transfer of ownership from Edward J. DeBartolo, Jr. to his sister Denise DeBartolo York was approved by the NFL May 23, 2000. DeBartolo, Jr. ended his tenure after guiding the 49ers to five Super Bowl Championships and 16 postseason appearances. A young San Francisco team, which at one point started five rookies on defense, showed marked improvement throughout the season, winning four of the last six games, to finish 6–10.

The offense again was one of the best in the league, which led to three starters being named to their first Pro Bowl – QB Jeff Garcia, RB Charlie Garner and WR Terrell Owens. Garcia, who was in his first season as the full-time starter, set the pace for the offense all season long. He set career-highs in every category, completing 355-of-561 passes for a team-record 4,278 yards, with 31 touchdowns and only 10 interceptions. He finished the year ranked fifth in the NFL with a 97.6 quarterback rating. Garcia started all 16 games and had six 300-yard passing games, including a 402-yard effort against Chicago in December, which was his third straight 300-yard passing performance and his sixth of the season. His productivity not only led to his first Pro Bowl appearance, but Football Digest also named him the NFL's Most Improved Player.

WR Terrell Owens was one of the many benefactors of Garcia's success. Owens posted his second career 1,000-yard season, catching a career-high 97 passes for 1,451 yards, which ranked him fourth in the NFL. Owens, who only played in 14 games during the season, also had five 100-yard games and scored a team-high 13 touchdowns. Owens had his best performance of his career against Chicago in December, breaking a 50-year old NFL record with 20 receptions for 283 yards and one touchdown. Owens broke Tom Fears' NFL record of 18 receptions in a game, which he set back in 1950 with the Rams. The 49ers backfield was again in the capable hands of Garner and FB Fred Beasley. Garner earned his first Pro Bowl appearance and became the fourth 49ers running back to rush for 1,000 yards in back-to-back seasons. Garner, behind the stellar play of the 49ers offensive line, ran for 1,142 yards on 258 carries and seven touchdowns. Also a receiving threat, Garner set career-highs with 68 receptions for 647 yards and three touchdowns. In addition, he established a team record with 201 yards rushing vs. Dallas. Beasley also had a solid year, rushing for 147 yards on 50 carries and three touchdowns, while catching 31 passes for 233 yards and three touchdowns.

The 49ers defense was young, but got better over



the last half of the season. The defense was again paced by the efforts of DT Bryant Young, who posted 51 tackles and led the team in sacks with 9.5. LB Ken Norton Jr. was one of only three players to start all 16 games, extending his consecutive games streak to 160. The 49ers defense started five rookies in the final game at Denver and had seven different rookies start throughout the 2000 campaign. Rookies CB Ahmed Plummer, DE John Engelberger and CB Jason Webster all started at least 10 games. Six rookies—Plummer, Webster, Engelberger, LB Julian Peterson, DT Cedric Killings and S Ronnie Heard—participated in more than 20-percent of the total 1,096 plays.

2001

The San Francisco 49ers made their return to the playoffs after a two-year absence, as the young and improving team posted a 12–4 record. The year marked the return of RB Garrison Hearst, who came back from a devastating ankle injury that kept him out of football for two seasons. Hearst rushed for 1,206 yards, was named Associated Press Comeback Player of the Year and also earned his second career Pro Bowl nomination. In total, the 49ers had six players travel to the islands for the annual all-star game. In addition to Hearst on offense, QB Jeff Garcia and WR Terrell Owens made their second straight appearances, C Jeremy Newberry played in his first Pro Bowl, G Ray Brown made the first Pro Bowl appearance in his 16-year career, and on defense DT Bryant Young made his third Pro Bowl appearance, anchoring the 49ers defense that improved from ranking 29th in 2000 to 13th in 2001.

The offense was again in the capable hands of Garcia. The Gilroy native proved that 2000 wasn't a fluke. He completed 316-of-504 passes for 3,538 yards. The third-year veteran also threw 32 touchdowns, becoming the first 49ers quarterback to throw for 30 or more touchdowns in consecutive seasons. Owens was one of Garcia's favorite targets, especially when it came to the endzone. Owens caught 93 balls for 1,412 yards and a career-high and NFL leading 16 touchdowns. While Hearst was the big story, the offensive line, which returned all five starters from the 2000 season, proved to be vital to the team's success. For the fifth consecutive season, San Francisco produced a 1,000-yard rusher, which set a new team record.

The defense was still young, but improved as the season progressed. The defensive line added two new starters to the mix, although one of them was not so new. DT Dana Stubblefield returned to the 49ers after spending three seasons with Washington and rookie DE Andre Carter made an impression, especially in the last four weeks of the season when he was named NFC Rookie of the Month. Carter led the team in sacks with 6.5, adding 4.5 of those in the last five games. The unit as a whole improved over the last half of the season, posting a team-record three shutouts in the last month of the campaign. Another big addition was LB Derek Smith, who came over from the Redskins as well. Smith brought with him four consecutive seasons of 100 tackles or more. Smith kept that streak alive as he led the defense with 126 total tackles. Also helping the defense with its improvement was S Zack Bronson and CB Ahmed Plummer. Both players recorded career-highs with seven interceptions each. Bronson also returned two for touchdowns, including a career-high and team record 97-yard return at Chicago.

2002

The San Francisco 49ers entered 2002 with hopes of advancing past the first round of the NFC playoffs. The team accomplished the mission finishing the season with 10 wins and advancing to the NFC Divisional Playoffs in grand fashion with the second largest playoff comeback in NFL history. The 49ers finished the season with a 5–1 division record and won their first division title since 1997. The team's success came from its ability to minimize turnovers, along with a strong running game. The 49ers gained 2,244 yards on the ground for the second consecutive season and RB Garrison Hearst established a career-high with eight rushing touchdowns. Helping Hearst were Pro Bowlers G Ron Stone and C Jeremy Newberry, who anchored an offensive line that was third in the NFL in fewest sacks allowed.

San Francisco had the least amount of turnovers in the NFC with 17. In his third season as director of the 49ers offense, QB Jeff Garcia earned his third consecutive Pro Bowl berth. He completed 62 percent of his passes and tied a team record by directing five fourth-quarter comebacks. WR Terrell Owens continued his dominance with a career-high 100 receptions and led the NFL with 13 receiving touchdowns. Owens surpassed 1,000 receiving yards for the third consecutive season and earned his third consecutive Pro Bowl bid.

Defensively, LB Julian Peterson had a breakout season with a career-high 104 tackles. He shut down several of the league's top tight ends and made history by playing four positions in a single game against Dallas (12–8). His effort earned him his first career Pro Bowl appearance. DT Bryant Young added an interior presence with his fourth career Pro Bowl nomination and S Tony Parrish proved to be an invaluable pickup with a career-high seven interceptions. He won the Len Eshmont and the Ed Block Courage Award, both firsts for a player in his inaugural season.

2003

Head Coach Steve Mariucci was released from the final year of his contract on January 15, 2003. The 49ers conducted an extensive search for Mariucci's successor and in the end hired Dennis Erickson. Erickson was introduced as the 14th head coach in 49ers team history on February 12, 2003. The Erickson era started with a 7–9 record for the 49ers in 2003.

The team struggled on the road, winning only one game, but was impressive at home, scoring more than 45 points in two separate home games. The team was represented in the Pro Bowl, the 23rd consecutive year the 49ers had at least one team representative in the islands. In 2003, WR Terrell Owens made his fourth consecutive Pro Bowl, LB Julian Peterson made his second consecutive trip and FB Fred Beasley made his first career appearance in Hawaii. On offense, QB Jeff Garcia missed three games due to injury, but threw for 2,704 yards and 18 touchdowns. In his place, QB Tim Rattay responded admirably, throwing for 856 yards and seven touchdowns while posting a 2–1 record in those three games. RB Kevan Barlow recorded his first career 1,000-yard rushing season after becoming the main tailback after RB Garrison Hearst went down with a knee injury and missed the final four games. Owens recorded his fourth consecutive 1,000-yard

season, amassing 1,102 yards despite missing the final game of the year.

The 49ers defense finished the year ranked 13th overall in the NFL and ninth against the run. The unit was led by Pro Bowler Peterson, who led the team in sacks with seven, and S Tony Parrish, who tied for the league lead with nine interceptions. The group as a whole recorded 42 sacks on the year, the highest total since 1998, which was good for second in the NFC and tied for fourth in the NFL. In addition, the 49ers defensive unit allowed only 268 yards per game, the lowest total since 1997. San Francisco also caused turnovers as evidence by its 13 fumble recoveries, its highest total since 1997.

2004

The San Francisco 49ers continued to build depth with a young squad of versatile and talented athletes in 2004. Despite a 2–14 overall record, the group was able to gain significant experience while individuals on both sides of the ball notched career milestones over the 16-game span. The 49ers also swept NFC West rival Arizona in two thrilling overtime battles in the confines of both Monster Park and on the road in Sun Devil Stadium. The team was also represented in the Pro Bowl for the 24th consecutive year as LS/TE Brian Jennings made his first trip to the Pro Bowl. Jennings was chosen to serve as a "need" player in Hawaii by the NFC coaching staff. On offense, TE Eric Johnson returned to the lineup after missing 2003 with a broken collarbone and paced the team with 82 receptions for 825 yards and two touchdowns. His performance was the best-ever by a 49ers' tight end.

WR Brandon Lloyd led the scoring attack with six touchdown receptions while RB Kevan Barlow steadied the ground game with 244 carries for 822 yards and seven touchdowns. Under center, QB Tim Rattay battled shoulder, forearm and foot injuries to play in nine games, including a career-best 417-yard performance in the 49ers first of two bouts against Arizona. Rattay rallied the offense from a 16-point fourth-quarter deficit to win 31–28 in overtime. In the process, he completed a team-record 38 passes en route to his first 400-yard game.

DT Bryant Young's 11 years of NFL experience served as the veteran voice behind the defensive unit. Young led the line with 79 tackles and three sacks and enjoyed a career game against Chicago after notching 10 tackles and two sacks, his 17th career multi-sack game. For his efforts, Young was presented the team's Len Eshmont and Bill Walsh Awards. It was an unprecedented fifth Len Eshmont award win for Young. DE John Engelberger responded with a career year, with a career-high 64 tackles. He led team with 6.0 sacks. Also a steady rock on defense was SS Tony Parrish, who started all 16 games to give him 112 consecutive career starts, the third-longest active streak at his position. LB Derek Smith also chipped in at the linebacker post, reaching the 100-tackle plateau for the eighth straight year. Smith and fellow LB Jeff Ulbrich led the team with 167 tackles. After a season-ending Achilles injury to LB Julian Peterson, LB Jamie Winborn stepped up with 104 tackles, 4.5 sacks and three forced fumbles.

The 49ers also saw much promise from a handful of young participants. Second-year T Kwame Harris played in 14 contests and did not allow a sack in the last five games after returning to the start—



ing lineup on the left side. Also gaining experience on the line was rookie G Justin Smiley who played in all 16 games with nine starts. On the opposite side of the ball, rookie RCB Shawntae Spencer finished third in the league with 12 starts as a rookie. He also led the defensive unit with 12 passes defended. Second-year DT Anthony Adams continued to flourish in his role, registering a career-high nine stops against Washington. The special teams unit remained staunch, led by the efforts of rookie P Andy Lee. Lee finished the season with a 41.6-yard average, the highest since P Reggie Roby during the 1998 campaign. He led all rookies in the NFC in gross average and boomed an 81-yard punt against Tampa Bay (11–21–04) which was the longest of 2004 and the fourth-longest in team history. Another rookie, S Keith Lewis, also made his presence felt as he became the first player in 49er history to block a punt, force a fumble and recover a fumble in the same season. Lewis was able to accomplish this trifecta on only special teams plays.

2005

The San Francisco 49ers faced a tremendous amount of adversity during the 2005 campaign under new Head Coach Mike Nolan, but utilized both the highs and lows as opportunities to grow and improve. With a mix of veteran experience and young talent, the team doubled their win total from 2004 with a 4–12 record, including a series sweep over NFC West division rival St. Louis, a home win against playoff contender Tampa Bay, and a nail-biting overtime victory in the 2005 season finale against Houston.

The 49ers also made a historic trip to Mexico City to play NFC West division rival Arizona in front of an NFL-record 103,467 fans. Even though the 49ers lost a league-high 101 games by starters, including three of the four starters in the secondary, there were many individual and team bright spots, including strong showings from five players who started every game in 2005 (LB Derek Smith, NT Anthony Adams, G Justin Smiley, T Kwame Harris and C/G Eric Heitmann). Of the 11 original 2005 draft selections, 10 went on to spend the 2005 season on the 49ers roster and contributed on offense, defense and special teams. Six of the 10 started in some capacity throughout the season (RB Frank Gore, QB Alex Smith, G David Baas, T Adam Snyder, TE Billy Bajema and CB Derrick Johnson).

On offense, four different quarterbacks saw time under center. The most experienced of the four in the quarterback rotation, Tim Rattay, took the initial starting reins and led the 49ers to a 28–25 opening day victory against St. Louis. Shortly after, first overall draft pick Alex Smith made his professional debut, stepping in to relieve Rattay at Arizona in Mexico City. With the eventual trade of Rattay in Week 7 to Tampa Bay, and a knee injury to Smith, both Ken Dorsey and Cody Pickett also stepped in to call plays in the pocket. Smith returned to the starting lineup and gained valuable playing experience, seeing action in nine games with seven starts while showing outstanding poise and maturity in the pocket.

WR Brandon Lloyd led the aerial attack with 48 catches for 733 yards including five touchdowns from four different quarterbacks. WR Arnaz Battle also gained ground after rebounding from a knee injury, averaging 11.3 yards per catch while snagging three touchdowns. On the ground, RB's Kevan

Barlow, Frank Gore and Maurice Hicks all chipped in 100-yard single-game performances and three touchdowns each. Gore had a stellar first season while pacing all 49ers rushers with 127 carries for 608 yards. After losing C Jeremy Newberry and LT Jonas Jennings to injuries, the offensive line was able to develop some consistency in the second half of the season with rookie LT Adam Snyder and rookie G David Baas making significant strides as starters. Eric Heitmann also held strong as both a guard and center.

Defensively, veteran leader DE Bryant Young led the team with eight sacks (including three multi-sack contests), his most since 2000. His 77.5 sacks put him into third place on the 49ers all-time sack leader list. For his stellar performance, Young was voted by his teammates as the 49ers recipient of the Len Eshmont and Ed Block Courage Awards. Also paving the way was LB Derek Smith, whose 163 tackles led the 49ers, his fifth straight time to pace the unit. The team's co-MVP/Bill Walsh Award winner also notched his ninth straight 100-yard campaign. In the absence of an injured Jeff Ulbrich, LB Brandon Moore responded by finishing second on defense with career highs in tackles (93), sacks (5), interceptions (1) and fumble recoveries (1). Before he was lost for the season with a fractured fibula, S Tony Parrish posted two interceptions, returning one for a touchdown. His teammates, CBs Mike Adams and Shawntae Spencer led the team with four interceptions and a touchdown return each.

The special teams unit played a big part in the team's scoring efforts as co-MVP Bill Walsh Award winner K Joe Nedney accounted for 97 49ers points off of 28 field goals (including a 56-yard career long) and 19 extra points. P Andy Lee's three touchbacks in 107 punts placed him with the third-best ratio of touchbacks-to-punts among punters with 30 or more kicks in 2005. Special teams ace Terry Jackson stayed true to his form by leading the coverage unit with 21 tackles. And rookie return man Otis Amey got the season off to an electrifying start after returning a 75-yard punt for a touchdown in the season opener against St. Louis. Amey became the fifth 49ers rookie to return a punt for a touchdown and the first to do so on his first-ever return. He also became the second 49ers player (behind WR Nate Singleton) to score a touchdown on his first touch.

2006

Under the direction of second-year Head Coach Mike Nolan, the 49ers continued to build a framework for success – that included utilizing young talent sprinkled with enough veteran leadership to mentor and keep the group heading in the right direction. After a 4–12 campaign in 2005, the 49ers significantly increased their win total to seven and closed the year with two, morale-boosting road wins in Seattle and Denver to finish 7–9. The organization picked up some key free agents prior to the start of the 2006 season, including All-Pro and future Hall of Fame G Larry Allen, speedy playmaker CB Walt Harris and 13-year NFL veteran and proven Super Bowl winner QB Trent Dilfer. Their acquisitions paid immediate dividends. Allen and Harris joined second-year RB Frank Gore at the Pro Bowl to mark the 25th time in club history the team has been represented, and Dilfer served as a sturdy mentor to second-year starting QB Alex Smith.

The 49ers also added talent through the draft,

picking up nine immediate contributors. Eight of the nine draft picks (TE Vernon Davis, LB Manny Lawson, WR Brandon Williams, RB Michael Robinson, DE/LB Parys Haralson, TE Delanie Walker, S Marcus Hudson and DE Melvin Oliver) saw action during the season while three (Davis, Lawson and Oliver) were starters.

Offensively, the 49ers grew by leaps and bounds, largely in part to the schemes and game plans run by new Offensive Coordinator Norv Turner. QB Alex Smith began to flourish under Turner's guidance and became the first-ever 49ers quarterback to take every snap for the entire regular season while showing dramatic improvement in year two. He set career highs in every offensive category and led the 49ers to a fourth-quarter comeback win (24–14) in Seattle in his first career primetime game. C Eric Heitmann held strong under center, serving as the line's vocal and emotional leader and Bobb McKittrick Award winner. Leading the offensive production was RB Frank Gore, who plowed behind the line and new free agent FB Moran Norris en route to setting a franchise-record 1,695 rushing yards, tops in the NFC, and another record 2,180 combined yards. His 212-yard performance against Seattle was the highest single-game rushing total in 49ers history and was one of nine 100-yard rushing performances on the season. Gore was voted the team's co-MVP/Bill Walsh Award winner and Ed Block Courage Award recipient. Also chipping in was rookie TE Vernon Davis, who scored on his first NFL touch, a 31-yard touchdown catch in the season opener at Arizona.

The defensive unit overcame some early struggles and improved significantly during the second half of the season. LB Brandon Moore led the unit in tackles (114) and sacks (6.5) in his first year as a full-time starter. Consummate veterans LB Derek Smith (93 tackles), DT Marques Douglas (75 tackles, three sacks) and seven-time Len Eshmont Award winner DE Bryant Young (60 tackles, 5.5 sacks) led the group up front while CB Walt Harris and S Keith Lewis (72 tackles, two interceptions, one sack) proved to be new, impact presences in the secondary. Harris finished with one sack and a career-high eight interceptions including a 28-yard touchdown return at Denver. Rookie LB Manny Lawson wrapped his inaugural campaign with 65 tackles, 2.5 sacks, one interception and a blocked punt while rookie DE Melvin Oliver had 50 stops, one sack and a 12-yard fumble return for a touchdown. On special teams, K Joe Nedney amassed 116 points, the second-highest total of his career and eighth most in team history. Nedney was also successful on three onside kicks. RB Maurice Hicks continued to play a key role in the special teams effort. He led the unit with 20 tackles, one fumble recovery and also returned 57 kickoffs for a franchise record 1,428 yards, third best in the NFC. Also making a difference on the special teams unit was rookie RB Michael Robinson, who finished with 16 stops and a 33-yard return for a first down on a fake punt at Seattle.

2007

Head coach Mike Nolan and his team entered the 2007 season believing that anything less than the playoffs would be a disappointment. Unfortunately, the team fell far short of that mark with an overall 5–11 record as four different quarterbacks took the helm of the 49ers offense. 49ers fans did experience some highlights in 2007, including another 1,000–



yard rushing season for RB Frank Gore and a stellar season by LB Patrick Willis. The 49ers top pick out of Ole Miss won Defensive Rookie of the Year and Pro Bowl honors. Willis was also the only NFL rookie to be named All-Pro in 2007, becoming the first 49ers defensive rookie to earn the honor since CB Ronnie Lott in 1981. His 226 tackles was an unofficial NFL record and Willis earned numerous additional accolades. P Andy Lee joined Willis at the Pro Bowl as he put together one of the greatest punting seasons in NFL history. Lee set an NFL record for punts downed inside the 20-yard line with 42, while ranking second in gross punting average (47.3) and net punting average (41.0) behind Oakland's P Shane Lechler.

The 49ers went 2-1 in primetime games in 2007, winning the season opener on Monday Night Football against the Arizona Cardinals and defeating the Cincinnati Bengals on a Saturday night game in December. QB Alex Smith started the season with a 2-1 record before experiencing a shoulder injury in the fourth game of the season against Seattle. He eventually was placed on Injured Reserve in December and underwent surgery. QB Trent Dilfer stepped in for Smith and led the team with 1,166 passing yards on 113-of-219 passing. Dilfer eventually would suffer a concussion vs. Minnesota (12-9), and QB Shaun Hill replaced the veteran in Week 13 of the season. Hill was sharp during his three games of action, completing 54-of-79 passes for 501 yards with five touchdowns and one interception. However, Hill would also succumb to injury, being sidelined with a back injury for the season finale. QB Chris Weinke saw action in the final game of the season.

Despite inconsistency on offense, the 49ers special teams unit was among the league's most elite in 2007. K Joe Nedney connected on 17-of-19 field goal attempts, while Lee booted 49 punts of 50 or more yards (16 more than any other punter). At the conclusion of the season, one of the all-time great 49ers, DT Bryant Young, retired from the NFL after 14 seasons with San Francisco. Young led the 49ers with 6.5 sacks and finished with 89.5 sacks for his career, which is third on the 49ers all-time sack list behind Cedrick Hardman and Tommy Hart. He earned his eighth Len Eshmont Award, given to the player who best exemplifies the inspirational and courageous play of Len Eshmont.

2008

The San Francisco 49ers entered the 2008 season following a simple mantra, 'One game at a time.' Throughout the year, 49ers players and coaches experienced several transitions and tribulations, but did not allow their minds to linger in the past, nor venture too far into the future. The focused approach proved effective as the team won five of its final seven games to close out the season.

After a promising 2-1 start to the year, San Francisco dropped four straight contests before making a change at head coach. In his fourth season at the helm of the 49ers, Mike Nolan was replaced by assistant head coach/linebackers coach Mike Singletary. Upon accepting the position, Singletary said the foundation was in place to take the team to the 'next level.' The response by his players and staff proved positive as the 49ers finished with a 5-4 record under Singletary's direction. Immediately following the conclusion of the season finale against Washington, team President Jed York announced to onlooking players and coaches in the locker room

that Singletary would remain the 49ers head coach moving forward. The quarterback position was one of the first areas that Singletary addressed when taking over midway through the 2008 season. QB J.T. O'Sullivan started the first eight games of the year and showed an ability to make big plays, but costly turnovers proved to be problematic for the signal caller. O'Sullivan was replaced at the end of the first half of Singletary's first game as head coach against Seattle. Singletary later announced QB Shaun Hill would take over the starting role for the remainder of the season. The move appeared to be the right one as Hill went on to post a 5-3 record and a 87.5 overall passer rating. While Hill made his season debut midway through the year, RB Frank Gore was once again the centerpiece of the 49ers offense.

Despite missing two games with an ankle injury, Gore became the first 49ers player to rush for over 1,000 yards in three consecutive seasons, finishing the year with 1,036 rushing yards and 1,409 total yards from scrimmage. WR Isaac Bruce, who earned the team's coveted Len Eshmont Award in his first season in a 49ers uniform after spending 14 years with the Rams, recorded team-highs in receptions (61), receiving yards (835) and touchdown catches (7). TE Vernon Davis, who was named as an alternate for the Pro Bowl, finished the season ranked fourth on the team in receptions (31) and receiving yards (358).

On defense, Singletary consulted with defensive coordinator Greg Manusky and transitioned the unit into a more simplified, yet productive 3-4 alignment midway through the season. Over the final nine games of the year, the 49ers improved from 23rd in total defense to finish 13th (326.0) in the NFL. LB Patrick Willis earned his second consecutive Pro Bowl nod after totaling a team-high 185 tackles, while LB Takeo Spikes ranked second on the team with 122 tackles to go along with three interceptions in his first year with San Francisco. LB Parys Haralson had a breakout season with eight sacks, the most by a 49ers linebacker since Kevin Greene posted 10.5 in 1997. The 49ers defensive line got a boost with the offseason signing of DE Justin Smith, who ranked second on the team with seven sacks and fourth on the squad with 104 tackles.

As one of the most experienced units in the NFL, the 49ers secondary finished the season strong, allowing an average of 177.4 passing yards per game over the final five contests, which ranked third among NFL teams during that time span.

For the second year in a row, the 49ers special teams unit ranked among the best in the NFL. Led by special teams coordinator Al Everest, P Andy Lee, KR/PR Allen Rossum and RB Michael Robinson were all named alternates for the Pro Bowl. Lee finished the season ranked third in the NFL with a career-high and team-record 47.8 gross average.

2009

The 49ers took a step forward in 2009, recording their best finish since 2002 with an 8-8 record in head coach Mike Singletary's first full season, which included a 5-1 record against the NFC West. The 49ers opened the season with a bang against the defending NFC Champion Arizona Cardinals. LB Patrick Willis, who was named to his 3rd consecutive Pro Bowl as a starter at year's end, recorded the first of his career-high 3 INTs on the year to propel his team to a 20-16 road victory. RB Frank Gore also

played a large role in the win, scoring the go-ahead TD in the 4th qtr. as part of a 2-score performance. On the season, he went on to set personal bests with 10 rushing TDs and 13 total TDs, while becoming the only 49er ever to post four 1,000-yd. rushing seasons, despite missing two games to an ankle injury. Gore repeated his 2-TD performance the following week in a 23-10 victory at home against Seattle, running for scores of 79 and 80 yds. to join RB Barry Sanders as the only players in NFL history to register 2 TD runs of 75+ yds. in a single game.

With the momentum of a spotless division record, San Fran traveled to Minnesota for what would be an action-packed matchup. In a game where an ankle injury felled Gore on his first attempt, TE Vernon Davis rose to the occasion and recorded 2 TDs, one of which gave the 49ers a 4-point lead in the 4th qtr., which they held until Minnesota's last drive. Vikings QB Brett Favre milked every last second as he fired a 32-yd. TD pass with 2 seconds remaining, stabbing the hearts of 49ers fans. The 49ers bounced back the next week against St. Louis, defeating the Rams 35-0 to mark the first shutout by the team since 2002.

Following a crushing 45-10 loss to Atlanta at Candlestick Park, San Fran added another weapon to its arsenal as rookie WR Michael Crabtree joined the team over the bye weekend after missing the first 5 games of the season because of a contract impasse. Crabtree hit the ground running and went on to lead all NFL rookies with a 56.8 yds./game avg. over the final 11 contests. In his debut at Houston, the rookie dazzled the crowd with some acrobatic catches, but the show would eventually turn to two 49er veterans. After falling behind 21 points at halftime, Singletary made a change at quarterback, inserting Alex Smith into the lineup for Shaun Hill. Smith, who hadn't seen any action in nearly two years, responded by throwing a career-high 3 TDs in the final 2 qtrs., all of which were caught by Davis. Following the Texans game, Smith would go on to start the remainder of the season and register career-highs in passing TDs (18), completion pct. (60.5) and quarterback rating (81.5), while Davis proceeded to put up historic numbers on his way to being named a starter in his first Pro Bowl. The talented tight end finished the year with 965 yds. and tied the NFL single-season record for TD receptions (13) by a tight end. The next week at Indianapolis, the team lost starting LT Joe Staley on the first offensive play to a knee injury.

Behind the crafty play-calling of defensive coordinator Greg Manusky, the 49ers became the only team to hold NFL MVP QB Peyton Manning without a TD on the season. Despite the unit's valiant effort, the 49ers fell 18-14. A 34-27 loss to the Titans at home inspired the squad for a prime-time, Thursday Night Football showdown against Chicago. In what was a microcosm of the defense's season, the unit recorded 5 INTs, including SS Michael Lewis' victory-sealing pick in the end zone. After digging themselves a 23-3 hole at Green Bay, San Fran valiantly battled back in the final 2 qtrs., only to come up short by less than a TD in the 30-24 defeat.

The defense exacted revenge at home against Jacksonville the following week, allowing just 3 points as Davis and Gore each scored in the 20-9 victory. Despite a career-high 310 yds. passing from Smith, the 49ers lost in Seattle, 20-17, before returning home for a prime time, MNF rematch against Arizona. A statement game for the defense, the



49ers forced 7 turnovers (5 FRs, 2 INTs), including a franchise record 7 FFs, as the 24–9 win sealed the season sweep of the Cardinals. The Niners penchant for forcing turnovers allowed them to post the NFL's 5th-best turnover ratio in 2009 (33 takeaways; 24 giveaways). In the blizzard-beaten city of Philadelphia the following Sunday, the Niners struggled with turnovers in a 27–13 loss to the Eagles. Facing Detroit a week later, TDs from Davis and Gore led the way as the 49ers outgunned the Lions 20–6.

San Fran would move toward its final game in St. Louis with a chance to secure its first non-losing season since 2002. Overcoming a slow 1st half, Alex Smith and Co. put up 28 points in the final half, including a 73-yd. TD catch by Davis to register his record-tying total. Gore capped off the day with 2 TDs and his 5th 100-yd. performance of the year, giving him 20 such career games and tying him with Joe Perry for the franchise record.

2010

The San Francisco 49ers entered the 2010 season with high hopes, having finished the previous season with their best record since 2002 and having five players named to the Pro Bowl. The 49ers dug themselves an insurmountable deficit with a 0–5 start that they ultimately could not overcome. San Francisco finished the year with a 6–10 record and a third place finish in the NFC West. The 49ers opened the season on the road against the Seattle Seahawks. With the arrival of former USC head coach Pete Carroll, the 49ers were not completely certain about what to expect and were stunned by a 31–6 loss.

The Niners opened their home slate on Monday Night Football against the Super Bowl Champion New Orleans Saints to Candlestick Park. RB Frank Gore rushed for 112 yds., and 1 TD on the ground and 1 through the air. 49ers QB Alex Smith passed for 275 yards, but his heroics were not enough as New Orleans posted a late FG giving the Saints a 25–22 victory. A dismal offensive performance in a 31–10 loss in Kansas City influenced head coach Mike Singletary to let offensive coordinator Jimmy Raye go and promote QBs coach Mike Johnson to the role of play-caller. In week 4 the Niners traveled to Atlanta. The 49ers started fast but their inability to finish, however, ultimately cost them a win as the Falcons edged them, 16–14.

San Francisco returned home for its 2nd prime-time matchup in as many home games. NBC's Sunday Night Football pitted them against the Philadelphia Eagles. Again, San Francisco showed up under the brightest of lights, posting 309 yds. through the air including 3 TDs, but a late game INT gave the 49ers their 5th straight loss of the season, 27–24. The 49ers added some rays of hope against the visiting Oakland Raiders. Gore accounted for 149 yds. rushing, leading the 49ers offense to 349 yds. of total offense and earning the Niners their first win of the season, 17–9.

The 49ers next test would be at Carolina. The Niners failed to capitalize on a late-game lead and

allowed the Panthers to mount a 20–23 comeback victory on a game-winning FG as time expired. Starting QB Alex Smith suffered an injured shoulder during the 4th qtr. At 1–6, the team boarded a plane and traveled to London for a week-long road trip to square off with the Denver Broncos in the 2010 International Series game. With QB Troy Smith at the helm due to the injury to Alex Smith a week earlier, the "home team" defeated Denver, 24–16. After the bye week, the 49ers returned home to defeat division foe St. Louis 23–20 in OT, behind the big-play arm of Troy Smith and the Frank Gore run game.

The ensuing 21–0 shutout by Tampa Bay at Candlestick, the first home shutout since 1977, inspired the squad for a prime-time, MNF showdown at Arizona. The defense held the Cardinals to just 13 yds. rushing and forced 2 turnovers. Unfortunately, perennial Pro Bowl RB Frank Gore suffered a fractured hip during the contest ending his season. After a forgettable 34–16 loss to Green Bay at Lambeau Field, San Fran erupted for a season-high 40 points against the visiting Seahawks. Mike Singletary had handed the started QB role back to Alex Smith after the GB loss, and he went on to throw for 255 yds. and 3 TDs in the 40–21 win. Despite the momentum the Niners seemed to gain they lost, 34–7, at San Diego in a Thursday night matchup.

Despite a 5–9 record, San Francisco was still in NFC West hunt. Looking for a spark Singletary once again switched QBs, this time to Troy Smith. The spark that was expected never came to be and the 49ers suffered a devastating, 25–17, loss at St. Louis. With the division title and all playoff hopes out of reach, team President and CEO Jed York relieved head coach Mike Singletary of his duties that evening. Defensive line coach Jim Tomsula was later promoted to interim head coach for the final week of the season. The 49ers battled to finish the season with a favorable taste in their mouths vs. Arizona. RB Brian Westbrook notched 2 TDs while Alex Smith threw for 276 yds., 2 TDs and a QB rtg. of 107.8, in a 38–7 win.

2011

The San Francisco 49ers 2011 season began with great hope surrounded by as much, if not more, uncertainty, due in large to the arrival of head coach Jim Harbaugh and the lack of an offseason for the new coaching staff to gel with its players. By season's end, Harbaugh had led his team to a 14–4 record, a NFC West Division Title and a berth in the NFC Championship Game.

Although the 49ers became a blue collar unit focused solely on wins, individual honors were plentiful for the team in 2011. Harbaugh was named AP Coach of the Year at season's end and the team boasted a league-high five First Team AP All–Pros – DT Justin Smith, LB Patrick Willis, LB NaVorro Bowman, K David Akers and P Andy Lee (LT Joe Staley and CB Carlos Rogers were named to the Second Team). San Francisco also posted a NFL-high nine Pro Bowl selections – Smith, Willis, Akers, Lee, Rogers, Staley, S Dashon Goldson, RB Frank Gore, and

LS Brian Jennings.

Led by Willis and Smith, both finalists for Defensive Player of the Year, the 49ers defense possessed the most dominant front seven in the game, a unit that produced 40 of the team's 42 sacks and a Defensive Rookie of the Year finalist, LB Aldon Smith, who set the franchise's rookie sack record (14). The unit began the year without allowing a rushing TD in its first 14 games, a feat never before achieved in league history. The defense's NFL-high 38 takeaways allowed the 49ers to lead the league with a team-record turnover differential (plus–28). By the end of the year, the defense ranked 1st in the NFL against the run, 2nd in points allowed, and 4th in total defense.

The San Francisco offense played a physical brand that controlled the tempo of games, rarely made mistakes and made plays when it was ultimately needed. Six times in 2011, QB Alex Smith, RB Frank Gore and the Niners offense mounted come-from-behind wins. The offense tied NFL single-season records for fewest turnovers (10) and interceptions (5). Gore became the franchise's all-time leading rusher surpassing Joe "The Jet" Perry. Smith put together his finest year as a pro, finishing the season with a 90.7 QB rating, a 61.4 completion percentage and the NFL's lowest interception percentage (1.1). The quarterback also tied the franchise record with four, 4th quarter come-from-behind wins on the road (QB Joe Montana – 4 in 1989).

Special teams lived up to its name for the 49ers in 2011, as the unit finished the season ranked atop the NFL. The team featured two record-setting specialists in Akers and Lee. Akers set the NFL record for most field goals made (44) and most points in single-season, no touchdowns (166), while Lee registered a 44.0 net punt average, also setting a new NFL record. KR Ted Ginn Jr. became the first player in franchise history to record a punt return for a touchdown and a kickoff return for a touchdown in the same game in the season opener versus Seattle.

Inside the friendly confines of Candlestick Park, San Francisco posted a 7–1 record. The Niners never trailed by more than 3 points at home all season and averaged 27.6 points per game, ranking 6th in the NFL. The 49ers also boasted a 6–2 record away from home. The 6 wins on the road were the most by the team since 1996 (6–2).

In the 49ers first postseason game since 2002, they defeated the New Orleans Saints, 36–32. TE Vernon Davis shined as he registered 7 receptions for 180 yards and 2 touchdowns, including the game-winning 14 yarder from Alex Smith with :09 remaining.

A magical season came to an end in the NFC Championship game, as the 49ers fell to the eventual Super Bowl Champion New York Giants in overtime, 17–20.

2012

Carrying the heavy expectations from a trip to the NFC Championship in 2011, the 2012 San Francisco



49ers took a step further and won the NFC for the first time since the 1994 season. Head coach Jim Harbaugh led his team to a 11–4–1 regular season record, a second straight NFC West Title, and the sixth Super Bowl appearance in franchise history.

For the second consecutive season, accolades accompanied team achievement. The 49ers led the NFL with six First–Team AP All–Pro selections – LB Patrick Willis, LB NaVorro Bowman, LB Aldon Smith, G Mike Iupati, S Dashon Goldson, P Andy Lee and three Second–Teamers DT Justin Smith, LB Ahmad Brooks and T Joe Staley. In addition to the All–Pros, the 49ers also had nine players selected to the NFC Pro Bowl team – Bowman, Goldson, RB Frank Gore, Iupati, Aldon Smith, Justin Smith, Staley, S Donte Whitner and Willis. The Niners offensive line was also awarded the 2012 Madden Most Valuable Pro–tectors Award, which recognizes the best offensive line in the National Football League.

The 49ers defense picked up where they left off in 2011, dominant. The unit, which returned 10 of 11 starters from 2011, finished 2nd in the NFL in total points allowed (17.1 pts. per game) and 3rd in total defense (294.4 yds. per game). Aldon Smith broke Hall of Fame DE Fred Dean’s franchise sack record (17.5 in 1983), with 19.5. That mark was 2nd in the NFL in 2012 and t–10th in NFL history. A stone–wall rush defense held opponents to an average of just 94.2 yds. per game, which ranked 4th in the NFL and a pass defense that allowed 200.2 yds. per game that also ranked 4th. The defensive unit was one of two teams in the NFL to rank in the top five in all four categories (Denver).

A dynamic and physical rushing attack complemented the Niners defense in 2012. Gore surpassed RB Roger Craig and RB Joe Perry’s franchise record of 50 career rushing TDs by punching in his 51st TD vs. Arz. (12/30). Entering the starting lineup in Week 11 due to an injured QB Alex Smith, QB Colin Kaepernick left opposing defenses in a daze with his versatility. In the Divisional Round of the playoffs vs. GB (1/12/13), Kaepernick set the NFL single–game rushing record by a quarterback with 181 yds. rushing and 2 TDs on 16 carries, as well as completing 17 of 31 atts. for 263 yds., and 2 TDs. Big plays from Kaepernick not only came on the ground, but through the air as he completed 21, 25+ yds. completions, which was good for 2nd in the NFL since taking over the starting job.

Special teams started the season off with K David Akers tying a NFL record long FG when he nailed a 63–yd. kick at GB (9/9). Andy Lee sat atop the NFL with a 43.2 net punting average and landed 36 punts inside the 20–yd. line, 3rd most in the NFL in 2012 and the second highest single season total of his career.

The 49ers were 6–1–1 at Candlestick Park this season, with the defense allowing just 9 TDs, the best in the NFL.

In addition to Kaepernick’s record–breaking performance in the 49ers 45–31 Divisional Round victory vs. the Packers, San Francisco also became the first team in NFL history to ever have two, 100–yd. rushers [QB Colin Kaepernick (181 yds. rushing), RB Frank Gore (119 yds. rushing)] and one,

100–yd. receiver [WR Michael Crabtree (119 yds. receiving)] in a playoff game. The following week, the Atlanta Falcons jumped out to a 17–0 lead in the NFC Championship Game at the Georgia Dome and Kaepernick led the charge by hitting 16 of 21 passes for 233 yds. and 1 TD with a QB rating of 127.7 as the 49ers came back to win 28–24. It was the 2nd largest deficit overcome to win a conference championship in NFL history.

The curtains closed on the biggest stage for the 2012 49ers as they fell to the Baltimore Ravens 34–31 in Super Bowl XLVII. The 49ers became the first team in Super Bowl history to have a 300–yd. passer, a 100–yd. rusher and two, 100–yd. receivers in a single game. Kaepernick threw for 302 yds., RB Frank Gore added 110 yds. rushing, WR Michael Crabtree tallied 109 rec. yds. and TE Vernon Davis recorded 104 rec. yds.

2013

Following a trip to Super Bowl XLVII in 2012, the San Francisco 49ers battled through adversity and high expectations to reach the NFC Championship Game for the third year in a row. Head coach Jim Harbaugh led his team to a 12–4 regular season record as the team closed out historic Candlestick Park and moves to its new home in 2014, Levi’s® Stadium.

Possessing a deep, talented roster, the 49ers had nine players selected to the 2014 Pro Bowl, the second most in the NFL – LB NaVorro Bowman, LB Ahmad Brooks, TE Vernon Davis, RB Frank Gore, G Mike Iupati, S Eric Reid, DT Justin Smith, T Joe Staley and LB Patrick Willis. San Francisco also had one First–Team AP All–Pro selection – Bowman, and four Second–Teamers – Brooks, V. Davis, J. Smith and Staley.

The 49ers defense continued its dominance under defensive coordinator Vic Fangio. The unit finished 3rd in the NFL in scoring defense (17.0 pts. per game), 4th in rushing defense (95.9 yds. per game), 5th in total defense (316.9 yds. per game) and 7th in passing defense (221 yds. per game). They were also the only team to not allow a 100–yd. rusher during the regular season.

In 2013, the Niners featured a balanced offensive attack. Frank Gore rushed for 1,128 yds. and 9 TDs, which ranked t–6th in the NFL, and WR Anquan Boldin registered team–highs in receptions. (85) and rec. yds. (1,179). It marked the first time since 2003 that the 49ers have had a 3,000–yd. passer, 1,000–yd. rusher and 1,000–yd. receiver in the same season. QB Colin Kaepernick passed for 3,197 yds., the most for a 49ers QB since 2002 (Jeff Garcia – 3,344). He also rushed for 524 yds. during the regular season, which is the 2nd highest single–season rushing total by a quarterback in franchise history (Steve Young, 1992 – 537). During the postseason, Kaepernick rushed for 98 yds. at GB (1/5/14 – NFC–WC) and 130 yds. at Sea. (1/19/14 – NFC–C). He now owns three of the top five rushing performances by a QB in NFL postseason history.

The 49ers special teams unit was spectacular all season long. Veteran K Phil Dawson made 32 of 36

FG atts., including a franchise–record 27 in a row, en route to recording the 2nd–most made FGs in franchise history. He made two game–winning FGs [vs. Sea. (12/8) and at Arz. (12/29)] and was named NFC Special Teams Player of the Week in Weeks 14 and 17 for both performances. Andy Lee finished the season with the 3rd–highest gross avg. (48.2 yds.) and 4th–highest net avg. (41.7 yds.) in the NFL.

San Francisco took part in the NFL International Series, defeating the Jacksonville Jaguars, 42–10, at Wembley Stadium in London. With the win, the 49ers became the second team to win multiple games at Wembley Stadium (New England).

The 49ers hosted the final regular season game at Candlestick Park against the Atlanta Falcons on Dec. 23. The game marked the 350th played by the 49ers in their longtime home, “It’s an iconic venue,” said Harbaugh when asked to sum up his feelings before the farewell game. “It’d be an honor to be on that sideline for the last game at Candlestick, and we want to win it.” The 49ers would go on to win the game, 34–24, in epic fashion. In the 4th quarter, after closing the gap to 3 points and recovering a crucial onside kick, the Falcons seemed poised to score a go–ahead touchdown and threaten the festivities of the final game at Candlestick. However, The ‘Stick had one last moment left when CB Tramaine Brock broke up a Matt Ryan pass and NaVorro Bowman made the interception and returned it 89–yds. for the score, sealing the legacy of the historic venue and sending the 49ers into the playoffs.

The season came to an end after dropping a back–and–forth contest with the division–rival Seattle Seahawks, 23–17, in the NFC Championship Game at CenturyLink Field. Jim Harbaugh became the first head coach in NFL history to lead his team to a conference title game in each of his first three seasons.

2014

The San Francisco 49ers inaugurated Levi’s® Stadium as their new home in 2014, a season that saw key legends RB Frank Gore and WR Anquan Boldin reach career milestones. With an 8–8 record, the 49ers overcame a slew of injuries to register their fourth–consecutive season with a .500–or–better record for the first time since 1998.

In the final game of 2014, Gore rushed for 144 yds. on 25 carries to become just the 20th running back in NFL history to eclipse the 11,000–yd. mark for his career. He finished the 2014 season with 1,106 rushing yds., becoming the 11th player in league history to rush for 1,000 yds. or more in eight seasons. Boldin also joined the NFL’s elite ranks, becoming just the 17th player in league history to reach 900 career receptions. and the 24th player to record 12,000 receiving yds. He is now one of only four players to record 500–or–more rec. yds. in 12 consecutive seasons, joining the likes of Jerry Rice, Terrell Owens and Randy Moss. Boldin finished the season with 83 catches for 1,106 yds. and five touchdowns.

San Francisco was represented again at the 2015 Pro Bowl as T Joe Staley and G Mike Iupati were



selected. Five other players – S Antoine Bethea, G Alex Boone, LB Chris Borland, RB Frank Gore and DT Justin Smith – were named as Pro Bowl alternates.

Defensively, no other team worked through adversity as efficiently as the San Francisco 49ers. Under the direction of defensive coordinator Vic Fangio, the 49ers defense ranked near the top in several categories for the fourth-consecutive season despite injuries to many key players, including All-Pro linebackers Patrick Willis and NaVorro Bowman. San Francisco finished with the league's 5th best unit overall (321.4 YPG), allowing the 7th fewest rushing yds. per game (100.8) and the 5th fewest passing yds. per game (220.7), and finished the season with a league-leading 23 INTs.

On the other side of the ball, San Francisco relied on bell cow running back Frank Gore to be the focal point of the NFL's 4th-best rushing attack, which averaged 136.0 yds. per game. The 49ers managed 62 plays of 10-or-more rushing yds. – 4th-most in the league – as Gore pieced together his eighth season of 1,000-or-more yds. QB Colin Kaepernick threw for a career-high 3,369 yds., 19 TDs and 10 INTs. He tied the franchise record for the most consecutive games with a TD pass (18) following a Week 12 victory over Washington [Steve Young – 18 (10/9/94 – 11/26/95)]. He also rushed for a QB franchise record 639 yds.

Led by K Phil Dawson and P Andy Lee, the 49ers special teams unit maintained its reputation as one of the league's finest. Dawson connected on 25-of-31 FG attempts, including the 2nd most made FGs of 50-or-more yds. among all kickers en route to becoming one of 19 players in NFL history to surpass 1,500 pts. scored. Lee finished the season with the 6th highest punting average (46.8).

San Francisco bid an end to the 2014 season with back-to-back home games. Against the Chargers in Week 16, the 49ers rushed for a franchise record 355 yds., with Gore and Kaepernick both registering 150-or-more yds. on the ground. The duo became just the fourth pair of teammates to accomplish that feat in a single game in NFL history.

In the team's final home game, the 49ers topped the Cardinals, 20-17, in a tightly contested matchup. Gore eclipsed the century mark for the fourth time in 2014 and for the 39th time in his career, which is the second-most among all active players.

The 2014 season was full of highs and lows, ultimately resulting in the team missing the playoffs for the first time since 2010.

2015

The 2015 season for the San Francisco 49ers was full of ups and downs, but ended on a high note as the team earned an overtime victory over division-rival St. Louis. LB NaVorro Bowman returned to the field after missing all of the 2014 season due

to injury and started all 16 games as he led the NFL in tackles with 154 and earned First-Team All-Pro honors. Along with T Joe Staley, Bowman was one of two 49ers selected to the Pro Bowl.

The 49ers opened the season with a 20-3 win on *Monday Night Football* over the Minnesota Vikings led by RB Carlos Hyde, who rushed for a career-high 168 yards and two touchdowns. After a win at home over the Baltimore Ravens in Week 6, the 49ers dropped two division games to fall to 2-6 at the midway point in the season. Heading into Week 9, head coach Jim Tomsula tabbed QB Blaine Gabbert as the starter, as he promptly led the team to a 17-16 victory over the Atlanta Falcons who were 6-2 prior to the matchup at Levi's® Stadium. Two weeks later, San Francisco earned their fourth win of the season in dramatic fashion, as Gabbert connected with WR Torrey Smith for a 71-yard touchdown pass in overtime to beat the Chicago Bears on the road.

On offense, WR Anquan Boldin continued his Hall of Fame career by becoming the first player in NFL history to register 50-or-more receptions and 600-or-more yards in each of his first 13 seasons in the NFL. As the team's leading receiver for the third consecutive season, Boldin became just the 13th player in NFL history to record 1,000-or-more receptions in their career (1,009) and moved into 12th place all-time in receptions and 17th in NFL history in receiving yards (13,195).

Gabbert started the final eight games of the season for the team and threw for 10 touchdowns with a career-high completion percentage of 63.1%. In his first year with the 49ers, WR Torrey Smith showed off his speed and big play potential in becoming the first player in franchise history to register three receiving touchdowns of 70-or-more yards in the same season since WR John Taylor accomplished the feat in 1989. In hauling in 33 receptions for 663 yards and four touchdowns, he averaged 20.1 yards-per-catch, the highest in the NFL.

Under the guidance of running backs coach Tom Rathman, the team did not miss a beat in the rushing game throughout the season. Following an injury to Hyde, RB Shaun Draughn was brought in and registered career-bests in both rushing yards (273) and receiving yards (176) during his six games with San Francisco.

Defensively, NT Ian Williams, who suffered a season ending injury in 2014, returned to set a career-high in tackles while being named a team captain. DT Quinton Dial set a new career-high in tackles and 2015 first-round pick DL Arik Armstead registered two sacks while appearing in every game during his rookie season.

Second-year players made their mark on the defense in 2015 as LB Aaron Lynch built off his

rookie season to post a career-high 6.5 sacks coming off the edge. DB Jimmie Ward also stood out, setting a career high with 65 tackles and recording the first pick-six of his career, playing all over the field.

On special teams, the ever-reliable K Phil Dawson continued his impressive career and led the team in points scored with 92. From Week 1 through Week 15, Dawson knocked through 19 consecutive FGs, the second longest streak in 49ers history. In Week 17, he became the 16th player all-time to reach the 1,600 career points mark and now made 386 career field goals, ranking 9th in NFL history.

2016

The 2016 San Francisco 49ers were a team that had some highs and lows throughout the year, but the team's young talent showed bright spots, including setting individual milestones.

Under the guidance of head coach Chip Kelly, the 49ers defeated the Los Angeles Rams 28-0 on ESPN's *Monday Night Football* at Levi's Stadium to open the season, marking the first shutout in franchise history on opening weekend.

Offensively, the 49ers finished with the fourth ranked rushing offense, averaging 126.2 yards per game on the ground. RB Carlos Hyde led the team with 217 carries for 988 yards and six touchdowns. In Week 14 vs. NYJ, Hyde put himself into the 49ers record books with 193 rushing yards, the sixth-highest total in a single game in franchise history. WR Jeremy Kerley, who joined the team via trade late in training camp, quickly found his groove in Kelly's offense and posted a career-high 64 receptions. T Joe Staley, who started 13 games and moved into the top ten for most games played by an offensive lineman in franchise history, earned the Bill Walsh Award as the team's MVP.

Defensively, DL DeForest Buckner, whom the 49ers selected seventh overall in the 2016 NFL Draft, quickly established himself as a rising star in the NFL. Buckner led all rookie defensive linemen with 73 tackles and tied for the team lead with 6.0 sacks. LB Ahmad Brooks registered 6.0 sacks as well, his eighth consecutive season with 5.0-or-more sacks as a member of the 49ers, and moved into sole possession of third place on the team's all-time sack list.

On special teams, K Phil Dawson became the 10th kicker in NFL history to record 400-or-more made field goals in his career and the 10th player in 49ers history to surpass 400 total points scored with the franchise.



2017

The San Francisco 49ers began a new era in 2017 as the team welcomed the leadership of John Lynch as general manager and Kyle Shanahan as head coach to the organization. The 49ers completed the season on a five-game win streak to finish with a 6–10 record. The season got off to a rough start as the team lost five of their first six games by three points or less in each of the games, but finished as the hottest team in the NFL as winners of six of their final seven games and were the only team in the NFL to post a perfect 5–0 record in December.

The 49ers used both free agency and the NFL Draft to add key contributors in 2017. LB Brock Coyle, LB Elvis Dumervil, OL Brandon Fusco, WR Pierre Garçon, WR Marquise Goodwin, K Robbie Gould, FB Kyle Juszczyk and CB K'Waun Williams were some of many free agents that helped the team immediately, with Juszczyk earning Pro Bowl honors in his first year with the team. San Francisco selected DL Solomon Thomas with the 3rd overall pick in the 2017 NFL Draft after making a draft-day trade with the Chicago Bears. The 49ers then moved back into the first round to select LB Reuben Foster at 31st overall. The team's late-round picks in CB Ahkello Witherspoon, QB C.J. Beathard, TE George Kittle, WR Trent Taylor and DB Adrian Colbert, along with undrafted rookie free agents in RB Matt Breida and WR Kendrick Bourne, also made several starts throughout the year and were among the team's statistical leaders.

On October 31, 2017, the 49ers completed a trade with the New England Patriots to acquire QB Jimmy Garoppolo. Following the team's first win of the season against the New York Giants, Garoppolo made his Niner debut in the final drive versus the Seattle Seahawks. On the final play from scrimmage, Garoppolo tossed his first touchdown with the 49ers, a 10-yard pass to WR Louis Murphy. The following week, he made his first start with San Francisco in the team's Week 13 matchup against the Chicago Bears near his hometown of Rolling Meadows, IL. He would go on to lead the 49ers to five consecutive victories in the month of December after becoming the full-time starter. The 49ers won five consecutive games for the first time since 2013, and became the first team with 10-or-more losses prior to December to go undefeated from December 1st until end of season since the 1986 Indianapolis Colts. Garoppolo's 1,542 passing yards through his first five starts with the 49ers were the most by a quarterback in franchise history in their first five starts with the team and ranks fourth among all quarterbacks in their first five starts with a new team since the merger in 1970.

Defensively, San Francisco excelled under first-year defensive coordinator Robert Saleh. After battling through multiple injuries that left several key 49ers on the Injured Reserve List early in the season, the 49ers defense got better as the season progressed. Over the final six weeks of the season, San Francisco held opponents to an average of 87.7 rushing yards per game while giving up 100 rushing yards just once in that span. LB Elvis Dumervil registered a team-high 6.5 sacks on the season, becoming the 32nd player to register 100-or-more sacks and joined John Abraham as the only players to register at least 0.5 sack against all 32 teams in the NFL.

In his first season with the 49ers, K Robbie Gould had arguably the best season of his 13-year NFL career, and got better as the season went on. Registering a single-season career-high 145 points on the season, Gould connected on a career-high 39 field goals, which led the NFL. He joined K David Akers (44 FGs in 2011) as the only players in franchise history to lead the NFL in made field goals while his 39 made field goals tied for the 3rd-most in a single season in NFL history. In the month of December, Gould connected on each of his 18 field goal attempts and had a three-game stretch in December which he made 15 field goals, becoming the first player in NFL history to make 15 field goals in a three-game span, according to the Elias Sports Bureau. Against the Bears and in his first trip back to Chicago, Gould accounted for each of the team's 15 points, including the 24-yard game-winning field goal with four seconds left in the game. Two weeks later against the Titans, he set a single-game career high with six made field goals which tied the franchise record for most made field goals in a single game. Gould won NFC Special Teams Player of the Week for both Week 13 and Week 15 and was named NFC Special Teams Player of the Month for December.



SAN FRANCISCO'S ALL-TIME PRESIDENTS & PERSONNEL DIRECTORS

Years

1946
1947
1948
1949–50
1951–66
1967–72
1972
1973–76
1977–78
1979–82
1983
1984–87
1988–89
1990
1991–94
1995–97
1998
1999–2000
2001–03
2004
2005–07
2008
2009
2010
2011
2012–13
2014–15
2016
2017–18

Team President

Anthony J. Morabito (Owner)
Allen E. Sorrell
Allen E. Sorrell
Anthony J. Morabito (Owner)
Anthony J. Morabito (Owner)
Louis G. Spadia
Louis G. Spadia
Louis G. Spadia
Edward J. DeBartolo, Jr.
Edward J. DeBartolo, Jr.
Bill Walsh (President & Head Coach)
Bill Walsh (President & Head Coach)
Edward J. DeBartolo, Jr.
Edward J. DeBartolo Jr.
Carmen Policy
Carmen Policy
Carmen Policy (President & CEO)
Denise DeBartolo–York (Owner)
Peter Harris (President & CEO)
John York (Owner)
John York (Owner)
John York (Owner)
Jed York (President)
Jed York (President & CEO)
Jed York (President & CEO)
Jed York (CEO), Gideon Yu (President)
Jed York (CEO), Paraag Marathe (President)
Jed York (CEO), Al Guido (President)
Jed York (CEO), Al Guido (President)

General Managers

John R. Blackinger (General Manager)
John R. Blackinger (General Manager)
Louis G. Spadia (Business Manager)
Louis G. Spadia (Business Manager)
Louis G. Spadia (General Manager)
Jack White (General Manager)
Jack White (Vice President for Personnel)
Louis G. Spadia (President & General Manager)
Joe Thomas (Vice President & General Manager)
Bill Walsh (Head Coach & General Manager)
John McVay (General Manager)
John McVay (Vice President/General Manager)
John McVay (Vice President/General Manager)
John McVay (Vice President of Football Administration)
John McVay (Vice President of Football Administration)
Dwight Clark (Vice President/Director of Football Operations)
Dwight Clark (Executive Vice President/Director of Football Operations)
Bill Walsh (Vice President/General Manager)
Terry Donahue (General Manager)
Terry Donahue (Vice President/General Manager)
Scot McCloughan (Vice President of Player Personnel)
Scot McCloughan (General Manager)
Scot McCloughan (General Manager)
Trent Baalke (Vice President of Player Personnel)
Trent Baalke (General Manager)
Trent Baalke (General Manager)
Trent Baalke (General Manager)
Trent Baalke (General Manager)
John Lynch (General Manager)



49ERS AAFC DRAFT (1946-49)

1947 (December 20–21, 1946)

- 1a. Glenn Davis, HB, Army (2)
- 1b. Clyde LeForce, WB, Tulsa (6)
2. Bob Wiese, HB, Michigan (14)
3. Paul Duke, C, Georgia Tech (22)
4. Don Samuel, HB, Oregon State (30)
5. Alf Satterfield, T, Vanderbilt (38)
6. John Zilly, E, Notre Dame (46)
7. Gene (Red) Knight, HB, Louisiana State (54)
8. Charlie Malmberg, T, Rice (62)
9. Bob Leonetti, G, Wake Forest (70)
10. Frank Broyles, QB, Georgia Tech (78)
11. Jim Tyree, E, Oklahoma (86)
12. Ed Robnett, FB, Texas Tech (94)
13. Walter Slater, HB, Tennessee (102)
14. Earl Wheeler, C, Arkansas (110)
15. Les Proctor, G, Texas (118)
16. Al DeRogatis, T, Duke (126)
17. Earl Tullos, T, Louisiana State (132)
18. Bryant Meeks, C, South Carolina (138)
19. Ed Royston, G, Wake Forest (144)
20. Max Bumgardner, E, Texas (150)

1948 (December 16, 1947)

1. Joe Scott, HB, San Francisco (5)
3. Jim Cason, HB, Louisiana State (15)
4. Walt McCormick, C, Southern California (23)
6. Fred Land, T, Louisiana State (32)
7. Phil O'Reilly, T, Purdue (38)
9. Bill Luongo, FB, Pennsylvania (50)
11. Bob Steckroth, E, William & Mary (62)
12. Gene Malinowski, T, Detroit (70)
13. Len Modzelski, T, Scranton (78)
14. Les Rideout, T, Bowling Green (86)
15. Larry Olsonoski, T, Purdue (94)
16. Wally Matulich, HB, Mississippi State (102)
17. Bob Ravensberg, HB, Indiana (110)
18. Bill Pritula, T, Michigan (118)
19. Art Fitzgerald, HB, Yale (126)
20. Pete Barbolak, T, Purdue (134)
21. Dick Loepfe, T, Wisconsin (142)
22. Bob Heck, E, Purdue (150)
23. Floyd Lanhome, G, Texas Tech (158)
24. Goble Bryant, T, Army (166)
25. Bill Talarico, FB, Pennsylvania (174)
26. Everett Marshall, T, Pennsylvania (182)
27. Perry Moss, HB, Illinois (190)
28. Bill Bell, QB, Muhlenberg (198)
29. Herb Siegert, G, Illinois (206)
30. Frank Williams, FB, Utah State (214)

1949 (July 8, 1948) (Secret Draft)

1. Ernie Stautner, T, Boston College
2. Jim Winkler, T, Texas A&M

1949 (Dec. 21, 1948) (Drafted Alternately 9–10)

1. Chester Fritz, T, Missouri (7)
3. Frank Lovuolo, E, St. Bonaventure (20)
4. Mike De Noia, QB, Scranton (28)
5. George Brodnax, E, Georgia Tech (36)
6. John Hamberger, T, Southern Methodist (44)
7. Dan Stiegman, C, North Carolina (52)
8. Bernie Reid, G, Georgia (60)
9. Fred Wendt, HB, Texas–El Paso (68)
10. Dick Flowers, T, Alabama (76)
11. Bob Lund, HB, Tennessee (84)
12. Jon Baker, G, California (92)
13. Jim Rinehart, QB, Arkansas (100)
14. Don Garlin, HB, Southern California (108)
15. Pete Wismann, C, State Louis (116)
16. Homer Hobbs, G, Georgia (124)
25. Paul Schoultz, HB, Miami (OH) (171)
26. Jack Kelly, T, Louisiana Tech (176)
27. Jasper Flanakin, E, Baylor (181)
28. Rudy Smith, T, Louisiana Tech (186)
29. Gordon Long, HB, Arkansas (191)

49ERS ALL-TIME NFL DRAFT

1950 (January 21–22) (Drafted Alternately 9–10)

1. Leo Nomellini, T, Minnesota (11)
2. Don Campora, T, Pacific (23)
3. Ray Collins, T, Louisiana State (37)
4. Morris Bailey, E, Texas Christian (49)
5. Harry Kane, C, Pacific (63)
6. Don Van Pool, E, Oklahoma (75)
7. Lindy Berry, HB, Texas Christian (89)
8. Ellery Williams, E, Santa Clara (101)
9. Pete Zinach, HB, West Virginia (115)
10. Bob Celeri, QB, California (127)
11. Harley Dow, T, San Jose State (141)
12. Don Burke, FB, Southern California (153)
13. Lou Cecconi, HB, Pittsburgh (167)
14. Tom Payne, E, Santa Clara (179)
15. Leo Crampsey, E, St. Bonaventure (193)
16. Charley Shaw, G, Oklahoma A&M (205)
17. Cliff Van Meter, HB, Tulane (219)
18. Ralph Genito, HB, Kentucky (231)
19. Forrest Klein, G, California (245)
20. Jack Nix, E, Southern California (257)
21. Guerin Alker, C, Loyola (271)
- *22. Billy Wilson, E, San Jose State (283)
23. Jim Williams, E, Rice (297)
24. Bill Wyman, T, Rice (309)
25. Bob Dunn, G, Dayton (323)
26. Jim Powers, QB, Southern California (335)
27. Ken Johnson, G, Pacific (349)
28. Charley Hall, HB, Arizona (361)
29. Bob Whelan, HB, Boston (375)
30. Bob Stillwell, E, Southern California (387)

1951 (January 18–19, 1951) (Drafted Alternately 2–3)

1. Y.A. Tittle, QB, Louisiana State (3)
2. Pete Schabarum, HB, California (17)
3. Bill Mixon, HB, Georgia (28)
4. Choice to Cleveland
- 5a. Dick Steere, T, Drake (53)
- 5b. Al Carapella, T, Miami (FL) (54)
(Choice from Chicago Cardinals)
6. Bishop Strickland, HB, South Carolina (64)
7. Dick Forbes, E, St. Ambrose (75)
8. Joe Arenas, HB, Omaha (89)
9. Bruce Van Alstyne, E, Stanford (100)
10. Nick Feher, G, Georgia (112)
11. Bill Jessup, E, Southern California (126)
12. Jim Monachino, HB, California (137)
13. Dick Harvin, E, Georgia Tech (148)
14. Rex Berry, HB, Brigham Young (162)
15. Dave Sparks, G, South Carolina (173)
16. Bob White, HB, Stanford (184)
17. Art Michalik, G, St. Ambrose (198)
18. Jim Murphy, T, Xavier (209)
19. John Phillips, HB, Southern Mississippi (220)
20. Al Tate, T, Illinois (234)
21. Hardy Brown, FB, Tulsa (245)
22. Dwight Winslow, FB, Boise J.C. (256)
23. Wally Brunswald, HB, Gustavus Adolphus (Sweden) (270)
24. Tom Kingsford, QB, Montana (281)
25. Mike Peterson, E, Denver (292)
26. Keith Carpenter, T, San Jose State (306)
27. Ray Lung, G, Oregon (317)
28. Jack Rohan, HB, Loras College (328)
29. S.P. Garnett, T, Kansas (342)
30. Jerry Faske, HB, Iowa (353)

1952 (January 17, 1952) (Drafted Alternately 8–9)

1. Hugh McElhenny, HB, Washington (9)
2. Bob Toneff, T, Notre Dame (22)
- 3a. Gene Shannon, HB, Houston (27)
(Choice from Chicago Cards)
- 3b. Billy Tidwell, HB, Texas A&M (33)
4. Marion Campbell, T, Georgia (46)
5. Pat O'Donahue, E, Wisconsin (57)
6. Jim Beasley, C, Tulsa (70)
7. Don Robison, HB, California (81)
8. Jerry Smith, T, Wisconsin (94)
9. Glen Christian, HB, Idaho (105)
10. Carl West, FB, Mississippi (118)
11. J.D. Kimmel, T, Houston (129)
12. Fred Snyder, E, Loyola (142)
13. Rudy Yeager, T, Louisiana State (153)
14. Frank Simons, E, Nebraska (166)
15. Haldo Norman, E, Gustavus Adolphus (Sweden) (177)
16. Bob Meyers, HB, Stanford (190)
17. Al Baldock, E, Southern California (201)
18. Bill Carey, E, Michigan State (214)
20. Jess Yates, E, Louisiana State (238)
21. Gene Offield, E, Hardin–Simmons (249)
22. Jim Cozad, T, Santa Clara (262)
23. Bill Glazier, E, Arizona (273)
24. Ralph Kreuger, T, California (286)
25. Henry (Bud) Laughlin, FB, Kansas (297)
26. Dick Kane, G, Cincinnati (310)
27. Waldo Schaff, T, Oklahoma A&M (321)
28. Joe Palumbo, G, Virginia (334)
29. Chuck Mosher, E, Colorado (345)
30. Dick Patrick, C, Oregon (358)

* – Future Arrival



1953
(January 22, 1953)
(Drafted Alternately 9–8–7)

- 1a. Harry Babcock, E, Georgia (bonus) (1)
- 1b. Tom Stohlhandske, E, Texas (10)
2. George Morris, C, Georgia Tech (21)
3. Bob St. Clair, T, San Francisco/Tulsa (32)
4. Ed Fullerton, HB, Maryland (46)
5. Hal Miller, T, Georgia Tech (57)
6. Choice to Chicago Bears
7. Paul Carr, HB, Houston (82)
8. Doug Hogland, T, Oregon State (93)
9. Hal Ledyard, QB, Tennessee–Chattanooga (104)
10. Pete Brown, G, Georgia Tech (118)
11. Al Charlton, HB, Washington State (129)
12. Carson Leach, G, Duke (140)
13. Bill Earley, HB, Washington (154)
14. Tom Fletcher, HB, Arizona State (165)
15. Charley Genthner, T, Texas (176)
16. Fred Durig, E, Bowling Green (190)
17. Hugh Latham, T, San Diego State (201)
18. Stan Wacholz, E, San Jose State (212)
19. King DuClos, T, Texas–El Paso (226)
20. Ray Huizinga, T, Northwestern (237)
21. Ken Bahnsen, HB, North Texas State (248)
22. Laverne Robbins, G, Midwestern State (262)
23. Travis Hunt, T, Alabama (273)
24. Ed Morgan, HB, Tennessee (284)
25. Ernie Stockert, E, UCLA (298)
26. Harley Cooper, HB, Arizona State (309)
27. Ralph McCleod, E, Louisiana State (320)
28. Tom Novikoff, HB, Oregon (334)
29. Don Stillwell, E, Southern California (345)
30. No pick as result of bonus choice

1954
(January 28, 1954)
(Drafted 10th)

1. Bernie Faloney, QB, Maryland (11)
2. Leo Rucka, G, Rice (23)
3. Steve Korceck, C, George Washington (35)
4. Charlie Boxhold, HB, Maryland (47)
- 5a. Bob Hantla, G, Kansas (55)
(Choice from Pittsburgh)
- 5b. Frank Mincevich, G, South Carolina (59)
6. Floyd Sagely, E, Arkansas (71)
7. Sid Youngelman, T, Alabama (83)
8. Choice to Cleveland
9. Ted Connolly, G, Tulsa (107)
10. Choice to Cleveland
11. John Skocko, E, Southern California (131)
12. Hal Easterwood, C, Mississippi State (143)
13. Morgan Williams, G, Texas Christian (155)
14. Sam Williams, HB, California (167)
- 15a. Ed Gossage, T, Georgia Tech (171)
(Choice from Green Bay)
- 15b. Sam Palumbo, G, Notre Dame (179)
16. Bobby Fiveash, HB, Florida State (191)
17. Carl Kautz, T, Texas Tech (203)
18. Morris Kay, E, Kansas (215)
19. Bob Edmiston, T, Temple (227)
20. Frank DePietro, HB, Georgia (239)
21. Howard Alsup, T, Middle Tennessee State (251)
22. Ralph Reynolds, HB, North Texas State (263)
23. LeRoy Fenstemaker, QB, Rice (275)
24. Jerry Daniels, T, Tennessee Tech (287)
25. John Platt, FB, Elon (299)
26. Pete Bello, C, Pasadena C.C. (311)
27. Gayford Baker, G, Nebraska–Omaha (323)
28. Bob Garbrecht, FB, Rice (335)
29. Ted Dunn, FB, Murray State (347)
30. Don Folks, E, Houston (359)

1955
(January 27–28, 1955)
(Drafted Alternately 8–9)

1. Dick Moegle, HB, Rice (10)
2. Frank Morze, C, Boston College (21)
3. Carroll Hardy, HB, Colorado (34)
4. Matt Hazeltine, C, California (45)
5. Eldred Kraemer, T, Pittsburgh (58)
6. Bobby Luna, HB, Alabama (69)
7. John Dean, QB, Virginia Tech (82)
- *8. Fred Meyers, QB, Oklahoma State (93)
- *9. Fred Preziosio, T, Purdue (106)
10. Ron Aschbacher, E, Oregon State (117)
11. Rudy Rotella, E, Nebraska–Omaha (130)
- *12. Lou Palatella, T, Pittsburgh (141)
13. Richie Gaskell, E, George Washington (154)
14. Nick McKeithan, HB, Duke (165)
15. Burdette Hess, G, Idaho (178)
16. Jim Hall, E, Auburn (189)
17. Bob Newton, G, San Diego State (202)
18. Ron Pheister, C, Oregon (213)
19. John Garzoli, T, California (226)
20. Glen Dyer, QB, Texas (237)
21. George Maderos, E, Chico State (250)
22. Pete Vann, QB, Army (261)
- *23. Tom Gunnari, E, Washington State (274)
24. Bob Heuston, G, Cal Poly–San Luis Obispo (285)
25. Dewey Wade, E, Kansas State (298)
26. Johnny Kerr, E, Purdue (309)
- *27. Dick Shockey, QB, Marquette (322)
28. Don Sanders, HB, Stanford (333)
- *29. Otto Kniedinger, T, Penn State (346)
- *30. Bob Gongola, QB, Illinois (356)

1956
(Nov. 29, 1955/Jan. 19, 1956)
(Drafted Alternately 1–2)

1. Earl Morrall, QB, Michigan State (2)
2. Bruce Bosley, T, West Virginia (15)
3. Bill Herchman, T, Texas Tech (26)
4. Frank Pajaczkowski, HB, Richmond (40)
5. Choice to Los Angeles
6. Tony Sardisco, LB, Tulane (64)
- *7. Larry Barnes, FB Colorado State (75)
8. Charles Smith, E, Abilene Christian (88)
9. Jim Cox, E, Cal Poly–San Luis Obispo (99)
10. Jerry Zaleski, HB, Colorado State (112)
11. Stewart Pell, T, North Carolina (123)
12. Roger Swedberg, T, Iowa (136)
13. Ralph Moody, HB, Kansas (147)
- *14. R.C. Owens, E, College of Idaho (160)
- 15a. Reed Henderson, T, Utah State (171)
- 15b. Gene Boyd, HB, Abilene Christian (172)
(Choice from Pittsburgh)
16. George Herring, QB, Southern Mississippi (184)
17. Richard Weiss, T, Mississippi (195)
18. Billy Yelverton, T, Mississippi (208)
19. Pete Arrigoni, HB, Arizona (219)
20. Bob Scarbrough, C, Auburn (232)
21. L.C. Joyner, HB, E. Contra Costa C.C. (243)
22. Clarence Wessman, E, San Jose State (256)
23. Mike Monroe, HB, Washington (267)
24. Ed Wallace, G, San Diego J.C. (280)
25. Paul Goad, HB, Abilene Christian (291)
26. Rommie Loudd, E, UCLA (304)
27. Jerry Gustafson, QB, Stanford (315)
- *28. Jerry Drew, FB, California (328)
29. Dean Benson, E, Willamette (339)
- *30. Bob Mitchell, T, Puget Sound (351)

1957
(November 27, 1956)
(Drafted 2nd)

1. John Brodie, QB, Stanford (3)
2. Abe Woodson, HB, Illinois (15)
3. Choice to Los Angeles
- 4a. Jim Ridlon, HB, Syracuse (39)
- 4b. Mike Sandusky, T, Maryland (46)
(Choice from Chicago Cardinals)
5. Karl Rubke, C, Southern California (56)
- 6a. Bill Rhodes, HB, Western State (CO) (62)
(Choice from Philadelphia)
- 6b. Jim Hunter, HB, Missouri (68)
- *7. Fred Dugan, E, Dayton (80)
8. Ernie Pitts, E, Denver (92)
- *9. Charles Brueckman, C, Pittsburgh (104)
- *10. Jerry Hurst, T, Middle Tennessee State (116)
- *11. Tom Davis, HB, Louisiana State (128)
- *12. Fred Sington, T, Alabama (140)
13. Charles Mackey, E, Arizona State (152)
14. Ron Warzeka, T, Montana State (164)
- *15. Earl Kaiser, HB, Houston (176)
16. Vic Kristopolitis, FB, Dayton (188)
17. Dave Kuhn, C, Kentucky (200)
18. Richard Guy, G, Ohio State (212)
19. Gene Babb, FB, Austin College (224)
20. Sid DeLoatch, G, Duke (236)
21. Fred Wilcox, HB, Tulane (248)
22. Paul Tripp, T, Idaho State (260)
23. John Thomas, E, Pacific (272)
24. John Ladner, E, Wake Forest (284)
25. Ray Meyer, FB, Lamar (296)
- *26. Tom Topping, T, Duke (308)
27. Don Vicic, FB, Ohio State (320)
28. Bill Curtis, HB, Texas Christian (332)
29. Vern Hallbeck, LB, Texas Christian (344)
30. George Parks, QB, Lamar (355)

1958
(Dec. 2, 1957/Jan. 28, 1958)
(Drafted Alternately 8–9)

- 1a. Jim Pace, HB, Michigan (8)
- 1b. Charlie Krueger, T, Texas A&M (9)
- *2. Bob Newman, QB, Washington State (22)
3. Bob Hoppe, HB, Auburn (33)
4. John Varone, HB, Miami (FL) (46)
5. Bill Atkins, HB, Auburn (59)
6. Henry Schmidt, T, Southern California (71)
7. Choice to Detroit
- *8a. Leon Burton, HB, Arizona State (87)
(Choice from Chicago Cardinals)
- 8b. Ron Mills, HB, West Texas State (95)
9. George Troutman, C, Capital (OH) (107)
- *10. Vel Heckman, T, Florida (119)
- *11. Hogan Wharton, T, Houston (131)
12. Pete Williams, T, Lehigh (143)
- 13a. James Yore, FB, Indiana (151)
(Choice from Pittsburgh)
- 13b. Harold Dukes, E, Michigan State (155)
14. Max Fields, HB, Whittier College (167)
15. Choice to Detroit
16. George Shirkey, T, Stephen F. Austin (191)
17. John Wittenborn, T, SE Missouri State (203)
18. Dennit Morris, G, Oklahoma (215)
19. Ronnie Mushatt, C, Grambling State (227)
20. Jerry Mertens, E, Drake (239)
21. Don Christian, HB, Arkansas (251)
22. Bruce Hartman, T, Luther (263)
23. Larry Fields, HB, Utah (275)
- *24. Dee Mackey, E, East Texas State (287)
25. Bill Kaczmarek, C, SW Missouri State (299)
- *26. Hilliard Hill, E, Southern California (311)
27. Bob Witucki, E, Notre Dame (323)
28. Garland Warren, C, North Texas State (335)
29. Herman Hodges, HB, Sam Houston State (347)
- *30. Ted Stahura, T, Kansas State (358)



1959
(Dec. 2, 1958/Jan. 22, 1959)
(Drafted 6th)

- 1a. Dave Baker, HB, Oklahoma (5)
- 1b. Dan James, C, Ohio State (8)
(Choice from Pittsburgh)
2. Bob Harrison, LB, Oklahoma (17)
3. Eddie Dove, HB, Colorado (29)
4. Monte Clark, T, Southern California (41)
5. Frank Geremia, T, Notre Dame (54)
6. Wally Bavaro, T, Holy Cross (66)
- 7a. Don Rogers, LB, South Carolina (74)
(Choice from Chicago Cardinals)
- *7b. Dan Colchico, E, San Jose State (78)
8. Lewis Akin, E, Vanderbilt (90)
9. Robert Green, HB, Florida (102)
10. Bronko Nagurski, T, Notre Dame (114)
11. Jack Hayes, HB, Trinity (TX) (126)
12. Bill Korutz, C, Dayton (138)
13. Bill Lopasky, G, West Virginia (150)
14. Michael Dukes, FB, Clemson (162)
15. Joe Belland, HB, Arizona State (174)
16. Bob Cook, HB, Idaho State (186)
17. Jerome Jurczak, C, Benedictine (198)
18. Jack Cowley, T, Trinity (TX) (210)
- *19. Tom Osborne, HB, Hastings (NE) (222)
- *20. Toby Deese, T, Georgia Tech (234)
21. Luther Carr, HB, Washington (246)
22. Burnio McQueen, E, North Carolina A&T (258)
23. Bruce Dollahan, T, Illinois (270)
24. Craig Chudy, E, UCLA (282)
- *25. Roy Gee, G, Trinity (TX) (294)
26. Ed Young, E, Louisville (306)
27. Mel Semenko, T, Colorado (318)
28. Mike McCluskey, HB, Washington (330)
29. Jack Bolton, T, Puget Sound (342)
30. Bob Carter, E, Denver (354)

1960
(November 30, 1959)
(Drafted Alternately 10–11)

1. Monty Stickles, E, Notre Dame (11)
- 2a. Mike Magac, G, Missouri (16)
(Choice from Washington)
- *2b. Carl Kammerer, LB, Pacific (22)
3. Rod Breedlove, C, Maryland (35)
4. Ray Norton, HB, San Jose State (46)
5. Len Rohde, T, Utah State (59)
6. Ola Lee Murchison, E, Pacific (70)
7. Bob Waters, QB, Presbyterian College (83)
- 8a. Bill Mathis, HB, Clemson (88)
(Choice from Washington)
- 8b. Max Fugler, C, Louisiana State (94)
9. Bob Wasden, C, Auburn (107)
10. Mel Branch, E, Louisiana State (118)
- 11a. Ed Pitts, T, South Carolina (126)
(Choice from Pittsburgh)
- *11b. Ernest Hansen, C, Northern Arizona (131)
- *12. Jim Williams, T, North Carolina College (142)
- *13. Dean Hinshaw, T, Stanford (155)
14. Gary Campbell, QB, Whittier College (166)
15. Mike Dowdie, LB, Texas (179)
16. Jim Heinke, T, Wisconsin (190)
17. Austin Gonsoulin, HB, Baylor (203)
18. Carl Robinson, T, South Carolina State (214)
19. Bobby Pate, HB, Presbyterian (227)
20. Jim Woodward, T, Lamar (238)

1961
(Dec. 27–28, 1960)
(Drafted Alternately 9–10)

- 1a. Jimmy Johnson, HB, UCLA (6)
(Choice from Pittsburgh)
- 1b. Bernie Casey, FB, Bowling Green (9)
- 1c. Billy Kilmer, QB, UCLA (11)
(Choice from New York via Baltimore)
2. Roland Lakes, T, Wichita State (24)
3. Bill Cooper, FB, Muskingum (37)
- 4a. Aaron Thomas, E, Oregon State (47)
(Choice from Pittsburgh)
- 4b. Dale Messer, HB, Fresno State (52)
- *5a. Clark Miller, T, Utah State (58)
(Choice from Dallas)
- 5b. Bob McCreary, T, Wake Forest (65)
- *6. Mike McClellan, HB, Oklahoma (80)
7. Ray Purdin, HB, Northwestern (93)
8. Neill Plumley, T, Oregon (108)
- *9a. Leon Donohue, T, San Jose State (118)
(Choice from Pittsburgh)
- 9b. Everisto Nino, T, East Texas State (121)
10. Paul Hynes, HB, Louisiana Tech (136)
11. Tony Parrilli, LB, Illinois (149)
- *12. Don Coffey, E, Memphis State (164)
- 13a. Tommy Hackler, E, Tennessee Tech (174)
(Choice from Pittsburgh)
- *13b. Julius Fincke, T, McNeese State (177)
14. Bill Worrell, T, Georgia (192)
15. Bob Sams, T, Central Oklahoma (205)
16. Charlie Fuller, HB, San Francisco State (220)
17. Tom Jewell, G, Idaho State (233)
- *18. Kay McFarland, RB, Colorado State (248)
19. Tom Simpson, T, Davidson (261)
20. Jerry Perry, G, Central Oklahoma (276)

1962
(December 4, 1961)
(Drafted 8th)

1. Lance Alworth, HB, Arkansas (8)
2. Ed Pine, LB, Utah (22)
3. Billy Ray Adams, FB, Mississippi (36)
- *4a. Charlie Sieminski, DT, Penn State (46)
(Choice from Dallas)
- *4b. Floyd Dean, LB, Florida (50)
- 5a. Ted Woods, HB, Colorado (62)
(Choice from St. Louis Cardinals)
- *5b. Mike Lind, FB, Notre Dame (64)
- 6a. Keith Luhnnow, FB, Santa Ana (71)
(Choice from Washington)
- 6b. Jerry Brown, G, Mississippi (76)
(Choice from Pittsburgh)
- 6c. Bill Winter, G, West Virginia (78)
7. John Burrell, E, Rice (92)
8. James Vollenweider, HB, Miami (FL) (106)
- *9. Jim Roberts, T, Mississippi (120)
10. Regis Coustillac, C, Pittsburgh (134)
11. Larry Jepson, C, Furman (148)
12. Milton McPike, E, Kirksville (162)
13. George Pierovich, LB, California (176)
14. Dick Easterly, DB, Syracuse (190)
15. Ray Osborne, T, Mississippi State (204)
16. Ron Frank, T, South Dakota State (218)
17. Wally Foltz, E, De Pauw (232)
18. Gary Brown, T, Illinois (246)
19. Bob Burton, T, Murray State (260)
20. Rodger McFarland, DB, Kansas (274)

1963
(December 3, 1962)
(Drafted Alternately 8–7)

1. Kermit Alexander, HB, UCLA (8)
2. Walter Rock, G, Maryland (21)
3. Don Lisbon, HB, Bowling Green (36)

4. Choice to Chicago
- *4a. Harrison Rosdahl, G, Penn State (46)
(Choice from Philadelphia)
- 4b. Hugh Campbell, E, Washington State (50)
(Choice from Washington)
- *5a. Vern Burke, E, Oregon State (64)
- *5c. Jim Pilot, FB, New Mexico State (65)
(Choice from Cleveland via Pittsburgh)
- 5b. Gary Moeller, LB, Ohio State (66)
(Choice from Chicago)
6. Pat Emerick, LB, Western Michigan (77)
7. Ernest DeCourley, DT, Moorehead State (92)
- *8. Roger Locke, E, Arizona State (105)
- *9. John Maczuzak, T, Pittsburgh (120)
10. Dick Lopour, HB, Huron (133)
11. Steve Shafer, QB, Utah State (148)
12. Robert Benton, T, Mississippi State (161)
13. Dick Shultz, T, Ohio (176)
14. Bill Tobin, HB, Missouri (189)
- *15. Ollie Ross, FB, West Texas State (204)
16. Jim Bogdalek, DT, Toledo (217)
17. Ken Reed, G, Tulsa (232)
- *18. John Sellers, T, Bakersfield J.C. (245)
19. Bob Price, G, North Texas State (260)
20. Don Davis, HB, McMurry (273)

1964
(December 2, 1963)
(Drafted 1st)

1. Dave Parks, E, Texas Tech (1)
2. George Mira, QB, Miami (FL) (15)
3. Dave Wilcox, LB, Oregon (29)
- *4. James Wilson, G, Georgia (43)
5. Rudy Johnson, FB, Nebraska (57)
- *6. Gary Lewis, FB, Arizona State (71)
7. Hagood Clarke, DB, Florida (85)
- *8a. Bob Daugherty, HB, Tulsa (99)
- 8b. Bob Poole, E, Clemson (102)
(Choice from Washington)
9. Howard Mudd, G, Hillsdale (113)
- *10. Fred Polser, T, East Texas State (127)
11. Dennis Almquist, G, Idaho (141)
- *12. Jim Long, FB, Fresno State (155)
13. Robert Brown, DT, Arkansas A&M (169)
14. Ed Beard, T, Tennessee (183)
15. James Griffin, E, Grambling State (197)
- *16. Cornell Gordon, DB, North Carolina A&T (211)
- *17. Ken Brusven, T, Oregon State (225)
- *18. Jerry Cole, E, Southwest Texas State (239)
19. Larry Rawson, HB, Auburn (253)
20. Gene Baker, G, Whitworth (267)

1965
(November 28, 1964)
(Drafted 2nd)

- 1a. Ken Willard, FB, North Carolina (2)
- 1b. George Donnelly, DB, Illinois (13)
(Choice from Cleveland)
2. Joe Cerne, C, Northwestern (16)
- 3a. Bob Schweickert, HB, Virginia Tech (29)
(Choice from N.Y. Giants)
- 3b. Jim Norton, T, Washington (30)
- 3c. Jack Chapple, LB, Stanford (42)
(Choice from Baltimore)
- *4. Larry Todd, WR, Arizona State (44)
- *5. Dave McCormick, T, Louisiana State (58)
6. Choice to Cleveland
7. Choice to Green Bay
8. Choice to Minnesota
9. Wayne Swinford, DB, Georgia (114)
- *10. Robert Cappadona, RB, Northeastern (128)
- *11. Steve Mass, T, Detroit (142)
- *12. Dave Plump, RB, Fresno State (156)



13. Greg Schumacher, LB, Illinois (170)
14. Frank Andruski, DB, Utah (184)
15. Joe Pabian, T, West Virginia (198)
- *16. Dave Hettema, T, New Mexico (212)
17. Len Frketich, E, Oregon State (226)
- *18. Leon Stanridge, E, San Diego State (240)
19. Dale Ford, QB-DB, Washington State (254)
- *20. Dennis Duncan, HB, Louisiana College (268)

1966
(November 27, 1965)
(Drafted Alternately 10-11)

1. Stan Hindman, DE-G, Mississippi (11)
- *2. Bob Windsor, E, Kentucky (26)
- 3a. Alvin Randolph, DB, Iowa (37)
(Choice from Dallas)
- 3b. Dan Bland, DB, Mississippi State (41)
- *4. Don Parker, G, Virginia (56)
- 5a. Mel Phillips, DB, North Carolina A&T (69)
(Choice from Dallas)
- 5b. Steve Smith, TE, Michigan (71)
6. Charles Johnson, DT, Louisville (91)
7. Choice to Baltimore
8. Dick Witcher, E, UCLA (119)
9. Kent Kramer, TE, Minnesota (133)
10. Ron Sbranti, LB, Utah (147)
11. Preston Ridlehuber, DB, Georgia (166)
12. Lyle Loebach, T, Simpson (180)
- *13. Jim Jackson, DB, Western Illinois (194)
- *14. Elmer Collett, C, San Francisco State (208)
- *15. S.T. Saffold, WR, San Jose State (222)
16. Jim LeClair, QB, C.W. Post (241)
- *17. Jim Breland, G, Georgia Tech (255)
- *18. Ron Parson, E, Austin Peay (269)
- *19. Dick Fitzgerald, T, Nebraska (283)
- *20. Willie Walker, LB, Baylor (297)

1967
(March 14, 1967)
(Drafted alternately 11-13)

- 1a. Steve Spurrier, QB, Florida (3)
(Choice from Atlanta)
- 1b. Cas Banaszek, TE, Northwestern (11)
2. Tom Holzer, T, Louisville (39)
- 3a. Frank Nunley, LB, Michigan (62)
(Choice from Pittsburgh)
- 3b. Bill Tucker, HB, Tennessee A&I (65)
4. Wayne Trimble, DB, Alabama (91)
5. Choice to Atlanta
6. Doug Cunningham, HB, Mississippi (145)
7. Milt Jackson, DB, Tulsa (170)
8. Walter Johnson, LB, Tuskegee (198)
9. Bob Briggs, T, Heidelberg (223)
10. Phil Meyers, WR, Northwest Oklahoma (248)
11. Ken Carmann, DT, Nebraska-Kearney (276)
12. James Hall, LB, Tuskegee (301)
13. Rich Gibbs, DB, Iowa (325)
14. Dalton Leblanc, WR, Louisiana-Monroe (354)
15. Clarence Spencer, WR, Louisville (379)
16. Bart Templeman, C, Eastern Montana (404)
17. Dan Talbott, QB, North Carolina (432)

1968
(January 30-31, 1968)
(Drafted alternately 14-15)

1. Forrest Blue, C, Auburn (15)
2. Choice to St. Louis
- 3a. Lance Olssen, T, Purdue (65)
(Choice from Detroit)
- 3b. Skip Vanderbundt, LB, Oregon State (69)
4. John Fuller, WR, Lamar (98)
5. Dwight Lee, RB, Michigan State (125)

- 6a. Leo Johnson, WR, Tennessee State (141)
(Choice from New Orleans)
- 6b. Bill Belk, DE, Maryland State (153)
7. Jerry Richardson, LB, Mississippi (179)
- 8a. Charles Brown, T, Augustana College (SD) (206)
(Choice from N.Y. Giants)
- 8b. Tom Gray, WR, Morehead State (207)
9. Casey Boyett, WR, Brigham Young (233)
10. Tommy Hart, LB, Morris Brown College (261)
11. Dennis Fitzgibbons, G, Syracuse (287)
12. Henry Johnson, QB, Fisk (315)
13. Tom Mitakos, C, Pittsburgh (341)
14. Alex Moore, RB, Norfolk State (369)
15. Clarence Spencer, WR, Louisville (395)
16. Tom Rosenow, DT, Northern Illinois (423)
17. Dennis Patera, K, Brigham Young (449)

1969
(January 28-29, 1969)
(Drafted 16th)

- 1a. Ted Kwalick, TE, Penn State (7)
(Choice from New Orleans)
- 1b. Gene Washington, WR, Stanford (16)
2. Choice to Pittsburgh via Cleveland
3. Choice to Dallas
- 4a. Jim Sniadecki, LB, Indiana (86)
(Choice from Detroit)
- 4b. Gene Moore, RB, Occidental College (94)
5. Earl Edwards, DT, Wichita State (120)
6. Jim Thomas, RB, Texas-Arlington (146)
7. Steve Van Sinderen, T, Washington State (172)
8. Mike Loper, T, Brigham Young (198)
9. Hilton Crawford, DB, Grambling State (224)
10. Dave Chapple, K, Santa Barbara (250)
11. Willie Peake, T, Alcorn State (276)
12. Jack O'Malley, T, Southern California (302)
13. Paul Champlin, DB, Eastern Montana (328)
14. Tom Black, WR, East Texas State (354)
15. Gary Golden, DB, Texas Tech (380)
16. Bob Hoskins, LB, Wichita State (406)
17. Joe Rushing, LB, Memphis State (432)

1970
(January 27-28, 1970)
(Drafted 9th)

- 1a. Cedrick Hardman, DE, North Texas State (9)
- 1b. Bruce Taylor, DB, Boston (17)
(Choice from Washington)
2. Choice to Los Angeles
2. John Isenbarger, RB, Indiana (48)
(Choice from Philadelphia via Los Angeles)
3. Choice to Kansas City
4. Vic Washington, WR, Wyoming (87)
5. Gary McArthur, T, Southern California (113)
6. Rusty Clark, QB, Houston (139)
7. Jim Strong, RB, Houston (165)
8. Carter Campbell, LB, Weber State (191)
9. Preston Riley, WR, Memphis State (217)
10. Larry Schreiber, RB, Tennessee Tech (243)
11. Danny Crockett, WR, Toledo (269)
12. Bill Tant, T, Dayton (295)
13. Jim Vanderslice, LB, Texas Christian (321)
14. Jack King, G, Clemson (347)
15. Dave Delsignore, WR, Youngstown State (373)
16. Scott Perkins, WR, Livingstone (399)
17. Mike Culton, P, Laverne (425)

1971
(January 28-29, 1971)
(Drafted alternately 18-19)

1. Tim Anderson, CB, Ohio State (23)
- 2a. Ernie Janet, G, Washington (37)
(Choice from Green Bay)

- 2b. Joe Orduna, RB, Nebraska (49)
- 3a. Sam Dickerson, WR, Southern California (55)
(Choice from Philadelphia)
- 3b. Willie Parker, C, North Texas State (75)
4. Tony Harris, RB, Toledo (101)
- 5a. Dean Shaternick, T, Kansas State (114)
(Choice from Chicago)
- 5b. George Wells, LB, New Mexico State (122)
(Choice from N.Y. Giants)
- 5c. Marty Huff, LB, Michigan (127)
6. Al Bresler, WR, Auburn (153)
7. John Watson, T, Oklahoma (179)
8. Jim McCann, K, Arizona State (205)
9. Therman Couch, LB, Iowa State (231)
- 10a. Ron Cardo, RB, Wisconsin-Oshkosh (236)
(Choice from New Orleans)
- 10b. Ernie Jennings, WR, Air Force (257)
11. Joe Reed, QB, Mississippi State (283)
12. Jim Bunch, DT, Wisconsin State (309)
13. John Bullock, RB, Purdue (335)
14. Bill Dunstan, LB, Utah State (361)
15. John Lennon, DE, Colgate (387)
16. Dave Purcell, DT, Kentucky (414)
17. Leroy Charlton, CB, Florida A&M (438)

1972
(February 1-2, 1972)
(Drafted alternately 19-18)

1. Terry Beasley, WR, Auburn (19)
- 2a. Ralph McGill, CB, Tulsa (28)
(Choice from N.Y. Giants)
- 2b. Jean Barrett, T, Tulsa (44)
3. Allen Dunbar, WR, Southern (71)
4. Windlan Hall, CB, Arizona State (96)
5. Mike Greene, LB, Georgia (123)
6. Jackie Walker, S, Tennessee (148)
7. Edgar Hardy, G, Jackson State (175)
8. Tom Wittum, P, Northern Illinois (200)
9. Jerry Brown, CB, Northwestern (227)
10. Steve Williams, DT, Western Carolina (252)
11. Tom Laputica, DE, Southern Illinois (279)
12. Steve Setzler, DE, St. John's (304)
13. Leon Pettigrew, T, San Fernando Valley (331)
14. Eric Guthrie, QB, Boise State (356)
15. Bob Maddox, DE, Frostburg State (383)
16. Ron Davis, G, Virginia State (408)
17. Ted Alexander, RB, Langston (435)

1973
(January 30-31, 1973)
(Drafted alternately 18-19)

1. Mike Holmes, CB, Texas Southern (18)
2. Willie Harper, LB, Nebraska (41)
(Choice from N.Y. Giants)
2. Choice to St. Louis
3. Choice to Denver via Washington
4. Choice to San Diego via Washington
- 5a. Mike Fulk, LB, Indiana (112)
(Choice from Chicago)
- 5b. Ed Beverly, WR, Arizona State (122)
6. Arthur Moore, DT, Tulsa (149)
7. John Mitchell, LB, Alabama (174)
8. David Atkins, RB, Texas-El Paso (201)
9. Roger Praetorius, RB, Syracuse (226)
10. Charlie Hunt, LB, Florida State (253)
11. Tom Dahlberg, RB, Gustavus Adolphus (Sweden) (278)
12. Larry Pettus, T, Tennessee State (305)
13. Alan Kelso, C, Washington (330)
14. Dennis Morrison, QB, Kansas State (357)
15. Mike Bettiga, WR, Humboldt State (382)
16. Mike Oven, TE, Georgia Tech (409)
17. Bob Erickson, G, North Dakota State (434)



1974
(January 29–30, 1974)
(Drafted 10th)

- 1a. Wilbur Jackson, RB, Alabama (9)
- 1b. Bill Sandifer, DT, UCLA (10)
(Choice from New England)
- 2a. Keith Fahnhorst, T, Minnesota (35)
- 2b. Delvin Williams, RB, Kansas (49)
(Choice from Washington)
3. Choice to St. Louis
- 4a. Clint Haslerig, WR, Michigan (83)
(Choice from N.Y. Jets via New Orleans)
4. Choice to New Orleans
- 4b. Sammy Johnson, RB, North Carolina (90)
(Choice from Green Bay)
5. Choice to New Orleans
6. Mike Raines, DT, Alabama (138)
7. Kermit Johnson, RB, UCLA (166)
8. Jim Schnietz, G, Missouri (191)
9. Manfred Moore, RB, Southern California (216)
10. Glenn Gaspard, LB, Texas (244)
11. Greg Battle, S, Colorado State (269)
12. Tom Hull, LB, Penn State (294)
13. Tom Owen, QB, Wichita State (322)
14. Walt Williamson, DE, Michigan (347)
15. Leonard Gray, TE, Long Beach State (372)
16. Jack Connors, DB, Oregon (400)
17. Levi Stanley, G, Hawaii (425)

1975
(January 28–29, 1975)
(Drafted alternately 10–9)

1. Jimmy Webb, DT, Mississippi State (10)
2. Greg Collins, LB, Notre Dame (35)
3. Choice to N.Y. Giants
- 3a. Jeff Hart, T, Oregon State (71)
(Choice from Buffalo)
- 3b. Steve Mike–Mayer, K, Maryland (72)
(Choice from Washington)
- 3c. Wayne Baker, DT, Brigham Young (74)
(Choice from St. Louis)
- 4a. Cleveland Elam, DE, Tennessee State (85)
(Choice from New Orleans)
- 4b. Frank Oliver, DB, Kentucky State (87)
5. Wayne Bullock, RB, Notre Dame (114)
6. Choice to Kansas City
7. Choice to Buffalo
8. Preston Kendrick, LB, Florida (191)
- 9a. James Johnson, DB, Tennessee State (218)
- 9b. Dan Natale, TE, Penn State (223)
(Choice from Philadelphia)
- 9c. Ceasar Douglas, T, Illinois Wesleyan (230)
(Choice from St. Louis)
10. Donnie Layton, RB, South Carolina State (243)
11. Gene Hernandez, DB, Texas Christian (270)
12. Rick Worley, QB, Howard Payne (295)
13. Dale Mitchell, LB, Southern California (322)
14. David Henson, WR, Abilene Christian (347)
15. Rich Lavin, TE, Western Illinois (374)
16. Choice to Baltimore
17. Choice to Baltimore

1976
(April 8–9, 1976)
(Drafted alternately 4–3)

1. Choice to New England
1. Choice from Houston to New England
- 2a. Randy Cross, C, UCLA (42)
- 2b. Eddie Lewis, CB, Kansas (57)
(Choice from Tampa Bay)
3. Choice from New Orleans to Kansas City
3. Choice to Dallas
4. Steve Rivera, WR, California (100)
(Choice from Philadelphia)

4. Choice to N.Y. Giants
5. Choice to Cincinnati
5. Tony Leonard, CB, Virginia Union (140)
(Choice from Detroit)
- 6a. Robert Pennywell, LB, Grambling State (168)
- 6b. Scott Bull, QB, Arkansas (177)
(Choice from St. Louis)
7. Jay Chesley, DB, Vanderbilt (194)
8. John Ayers, T, West Texas State (223)
9. Kenny Harrison, WR, Southern Methodist (250)
10. Robin Ross, T, Washington State (275)
11. Paul Hofer, RB, Mississippi (305)
12. Gerald Loper, G, Florida (332)
13. Larry Brumfield, CB, Indiana State (359)
14. Johnny Miller, LB, Livingstone College (389)
15. Howard Stidham, LB, Tennessee Tech (416)
16. Reggie Lewis, DE, San Diego State (443)
17. Darryl Jenkins, RB, San Jose State (473)

1977
(May 3–4, 1977)
(Drafted 16th)

1. Choice to New England
2. Choice to New England
3. Elmo Boyd, WR, Eastern Kentucky (65)
(Choice from Houston)
3. Choice to N.Y. Jets
4. Stan Black, S, Mississippi State (100)
5. Choice to Buffalo
- 6a. Mike Burns, CB, Southern California (141)
(Choice from Buffalo)
- 6b. Jim Harlan, C, Howard Payne (155)
7. Jim VanWagner, RB, Michigan Tech (183)
8. Choice to N.Y. Giants
9. David Posey, K, Florida (239)
10. Choice to Tampa Bay
11. Brian Billick, TE, Brigham Young (295)
12. Scott Martin, G, North Dakota (323)

1978
(May 2–3, 1978)
(Drafted 7th)

- 1a. Ken McAfee, TE, Notre Dame (7)
- 1b. Dan Bunz, LB, Long Beach State (24)
(Choice from Miami)
2. Choice to Buffalo
2. Walt Downing, G, Michigan (47)
(Choice from Chicago)
3. Choice to Buffalo
3. Ernie Hughes, G, Notre Dame (79)
(Choice from Baltimore)
4. Terry LeCount, WR, Florida (91)
5. Choice to Baltimore
- 5a. Archie Reese, DT, Clemson (127)
(Choice from Houston via Kansas City and Chicago)
- 5b. Bruce Threadgill, DB, Mississippi State (133)
(Choice from Miami)
6. Choice from Minnesota to Washington
6. Elliott Walker, RB, Pittsburgh (148)
7. Fred Quillan, C, Oregon (175)
8. Choice to Washington
- 9a. Herman Redden, DB, Howard (229)
- 9b. Dean Moore, LB, Iowa (233)
(Choice from Detroit)
- 9c. Steve McDaniels, T, Notre Dame (249)
(Choice from Denver)
10. Mike Connell, P, Cincinnati (260)
11. Willie McCray, DE, Troy State (287)
12. Dan Irons, T, Texas Tech (314)

1979
(May 3–4, 1979)
(Drafted 1st)

1. Choice to Buffalo
2. James Owens, RB, UCLA (29)
3. Choice to Seattle
3. Joe Montana, QB, Notre Dame (82)
(Choice from Dallas via Seattle)
4. Choice to Buffalo
- 5a. Tom Seabron, LB, Michigan (111)
- 5b. Jerry Aldridge, RB, Angelo State (119)
(Choice from Detroit)
6. Ruben Vaughan, DT, Colorado (138)
7. Phil Francis, RB, Stanford (166)
8. Choice to Green Bay
9. Steve Hamilton, DT, Missouri (221)
- 10a. Dwight Clark, WR, Clemson (249)
- 10b. Howard Ballage, CB Colorado (252)
(Choice from Tampa Bay)
11. Billy McBride, DB, Tennessee State (276)
12. Rod Connors, RB, Southern California ('78 Supplemental Draft)

1980
(April 29–30, 1980)
(Drafted alternately 2–1)

1. Choice to N.Y. Jets
- 1a. Earl Cooper, RB, Rice (13)
(Choice from N.Y. Jets)
- 1b. Jim Stuckey, DE, Clemson (20)
(Choice from Denver via N.Y. Jets)
2. Choice to Buffalo
2. Choice from Detroit to Minnesota
2. Keena Turner, LB, Purdue (39)
(Choice from Minnesota)
3. Choice to Los Angeles
- 3a. Jim Miller, P, Mississippi (65)
(Choice from Minnesota)
- 3b. Craig Puki, LB, Tennessee (77)
(Choice from Washington via Los Angeles)
- 4a. Ricky Churchman, S, Texas (84)
- 4b. David Hodge, LB, Houston (98)
(Choice from New England via Los Angeles)
5. Ken Times, DT, Southern (112)
6. Herb Williams, CB, Southern (139)
7. Choice to Cincinnati
8. Choice to Oakland
8. Bobby Leopold, LB, Notre Dame (210)
(Choice from Oakland)
9. Choice to Detroit via Kansas City
9. Dan Hartwig, QB, Cal Lutheran (237)
(Choice from Oakland)
10. Choice to Pittsburgh
11. Choice to Miami
12. Choice to Pittsburgh

1981
(April 28–29, 1981)
(Drafted alternately 8–10)

1. Ronnie Lott, DB, Southern California (8)
- 2a. John Harty, DT, Iowa (36)
(Choice from Washington)
2. Choice to Chicago
- 2b. Eric Wright, DB, Missouri (40)
(Choice from Chicago)
3. Carlton Williamson, DB, Pittsburgh (65)
4. Choice to Dallas
- 5a. Lynn Thomas, DB, Pittsburgh (121)
- 5b. Arrington Jones, RB, Winston–Salem State (122)
(Choice from Chicago)
6. Pete Kugler, DT, Penn State (147)
7. Choice to Philadelphia
8. Garry White, RB, Minnesota (203)



9. Choice to Cincinnati
10. Choice to Baltimore
11. Ron DeBose, TE, UCLA (286)
- 12a. Major Ogilvie, RB, Alabama (313)
- 12b. Joe Adams, QB, Tennessee State (322)
(Choice from Pittsburgh)

1982
(April 27–28, 1982)
(Drafted 27th)

1. Choice to New England
2. Bubba Paris, T, Michigan (29)
(Choice from New England)
2. Choice from Washington to New England
2. Choice to New England
3. Choice to San Diego
4. Choice to New England
5. Newton Williams, RB, Arizona State (139)
6. Vince Williams, RB, Oregon (151)
(Choice from Oakland)
6. Choice to New Orleans
7. Ron Ferrari, LB, Illinois (195)
8. Choice to New Orleans
9. Bryan Clark, QB, Michigan State (251)
- 10a. Dana McLemore, DB, Hawaii (269)
(Choice from Tampa Bay)
- 10b. Tim Barbian, DT, Western Illinois (279)
11. Gary Gibson, LB, Arizona (306)
12. Tim Washington, CB, Fresno State (334)

1983
(April 26–27, 1983)
(Drafted alternately 5–8)

1. Choice to San Diego
2. Choice to L.A. Rams
2. Roger Craig, RB, Nebraska (49)
(Choice from San Diego)
3. Blanchard Montgomery, LB, UCLA (59)
(Choice from L.A. Rams)
3. Choice to L.A. Rams
4. Choice from Denver to L.A. Rams
4. Tom Holmoe, DB, Brigham Young (90)
5. Riki Ellison, LB, Southern California (117)
6. Choice to Tampa Bay
7. Gary Moten, LB, Southern Methodist (175)
8. Choice to San Diego
9. Mike Mularkey, TE, Florida (229)
9. Choice from Cleveland to Chicago
10. Jeff Merrill, NT, Nebraska (259)
11. Jesse Sapolu, C, Hawaii (289)
12. Choice to Chicago

1984
(May 1–2, 1984)
(Drafted alternately 23–24)

1. Todd Shell, LB, Brigham Young (24)
2. Choice to L.A. Raiders
2. John Frank, TE, Ohio State (56)
(Choice from L.A. Raiders)
3. Guy McIntyre, G, Georgia (73)
(Choice from St. Louis)
3. Choice to St. Louis
4. Choice from Tampa Bay to Seattle
4. Choice to San Diego
- 5a. Michael Carter, DT, Southern Methodist (121)
(Choice from Atlanta)
5. Choice from Denver to Atlanta
5. Choice to St. Louis
- 5b. Jeff Fuller, LB, Texas A&M (139)
(Choice from Washington via L.A. Raiders)
6. Choice to Atlanta
7. Choice to New England
8. Choice to San Diego

- 9a. Lee Miller, DB, Fullerton State (239)
(Choice from Chicago)
- 9b. Derrick Harmon, RB, Cornell (248)
10. Dave Moritz, WR, Iowa (275)
11. Kirk Pendleton, WR, Brigham Young (304)
12. Choice from Chicago to Miami
12. Choice to San Diego

U.S.F.L. Supplemental Draft
(June 5, 1984)
(Drafted 24th, 51st and 80th)

1. Derrick Crawford, WR, Memphis State (24)
(From Memphis Showboats)
2. Joe Conwell, T, North Carolina (51)
(From Philadelphia Stars)
3. Mark Schellen, RB, Nebraska (80)
(From New Orleans Breakers)

1985
(April 30–May 1, 1985)
(Drafted 28th)

1. Jerry Rice, WR, Mississippi Valley State (16)
(Choice from New England)
1. Choice to New England
2. Choice to New England
3. Ricky Moore, FB, Alabama (75)
(Choice from New England)
3. Choice to New England
4. Choice to Buffalo
5. Bruce Collie, T, Texas–Arlington (140)
6. Scott Barry, QB, California–Davis (168)
7. Choice to San Diego
8. Choice to New England
9. Choice to San Diego
10. Choice to Seattle
11. David Wood, DE, Arizona (308)
12. Donald Chumley, DT, Georgia (336)

1986
(April 29–30, 1986)
(Drafted 18th)

1. Choice to Dallas
1. Choice from Dallas to Buffalo
2. Choice from Buffalo to Detroit
2. Larry Roberts, DE, Alabama (39)
(Choice from Detroit)
2. Choice to Washington
- 3a. Tom Rathman, FB, Nebraska (56)
(Choice from Buffalo)
- 3b. Tim McKyer, CB, Texas–Arlington (64)
(Choice from Philadelphia)
3. Choice from Detroit to L.A. Rams
- 3c. John Taylor, WR, Delaware State (76)
- 4a. Charles Haley, LB, James Madison (96)
(Choice from Cleveland via L.A. Rams)
- 4b. Steve Wallace, T, Auburn (101)
(Choice from Washington via L.A. Rams)
- 4c. Kevin Fagan, DT, Miami (FL) (102)
5. Choice to San Diego
5. Pat Miller, LB, Florida (131)
(Choice from Dallas)
6. Choice to Washington
6. Don Griffin, S, Middle Tennessee State (162)
(Choice from N.Y. Jets)
7. Choice to New England
- 8a. Jim Popp, TE, Vanderbilt (203)
(Choice from Philadelphia)
- 8b. Roosevelt Snipes, RB, Florida State ('85 Supplemental Draft)
9. Tony Cherry, RB, Oregon (240)
- 10a. Elliston Stinson, WR, Rice (267)
- 10b. Harold Hallman, LB, Auburn (270)
(Choice from Washington)
11. Choice to San Diego
12. Choice to Tampa Bay

1987
(April 28, 1987)
(Drafted 22nd)

- 1a. Harris Barton, T, North Carolina (22)
- 1b. Terrence Flagler, RB, Clemson (25)
(Choice from Washington)
2. Jeff Bregel, G, Southern California (37)
(Choice from Philadelphia)
2. Choice to Tampa Bay
3. Choice to Buffalo
4. Choice to Tampa Bay
5. Paul Jokisch, WR, Michigan (134)
6. Bob White, LB, Penn State (162)
7. Steve DeLine, K, Colorado State (189)
8. David Grayson, LB, Fresno State (217)
9. Jonathan Shelley, CB, Mississippi (245)
10. John Paye, QB, Stanford (275)
(Choice from New England via L.A. Raiders)
11. Choice to L.A. Raiders from Phi. via 49ers
11. Calvin Nicholas, WR, Grambling State (301)
12. Choice to L.A. Raiders

1988
(April 24–25, 1988)
(Drafted 25th)

1. Choice to L.A. Raiders
- 2a. Daniel Stubbs, DE, Miami (FL) (33)
(Choice from L.A. Raiders)
- 2b. Pierce Holt, DT, Angelo State (39)
(Choice from Philadelphia via Tampa Bay)
2. Choice to Tampa Bay
3. Bill Romanowski, LB, Boston College (80)
4. Barry Helton, P, Colorado (102)
(Choice from Chicago via L.A. Raiders)
4. Choice to Tampa Bay
5. Choice to N.Y. Jets
5. Choice to Buffalo
6. Choice to Tampa Bay
7. Kevin Bryant, LB, Delaware State (191)
8. Larry Clarkson, T, Montana (219)
9. Brian Bonner, LB, Minnesota (247)
10. Tim Foley, K, Georgia Southern (275)
11. Chet Brooks, CB, Texas A&M (303)
12. George Mira Jr., LB, Miami (FL) (331)

1989
(April 30–May 1, 1989)
(Drafted 28th)

1. Keith DeLong, LB, Tennessee (28)
2. Wesley Walls, TE, Mississippi (56)
3. Keith Henderson, RB, Georgia (84)
4. Mike Barber, WR, Marshall (112)
5. Johnny Jackson, DB, Houston (122)
(Choice from L.A. Raiders)
5. Choice to L.A. Raiders
6. Steve Hendrickson, LB, California (167)
7. Choice to San Diego
8. Choice to L.A. Raiders
9. Rudy Harmon, LB, Louisiana State (251)
10. Andy Sinclair, C, Stanford (279)
- 11a. Jim Bell, RB, Boston College (289)
(Choice from L.A. Raiders)
- 11b. Norm McGee, WR, North Dakota (307)
12. Antonio Gross, LB, North Carolina (319)
(Choice from L.A. Raiders)
12. Choice to L.A. Raiders

1990
(April 22–23, 1990)
(Drafted 28th)

1. Dexter Carter, RB, Florida State (25)
- 2a. Dennis Brown, DT, Washington (47)
(Choice from Minnesota via Dallas)



- 2b. Eric Davis, DB, Jacksonville State (53)
3. Ronald Lewis, WR, Florida State (68)
(Choice from Kansas City via Dallas)
3. Choice to Dallas
4. Dean Caliguire, C, Pittsburgh (92)
(Choice from L.A. Raiders)
4. Choice to L.A. Raiders
5. Choice to L.A. Raiders
6. Frank Pollack, T, Northern Arizona (165)
7. Choice to San Diego
8. Dwight Pickens, WR, Fresno State (220)
9. Odell Haggins, DT, Florida State (248)
10. Martin Harrison, DE, Washington (276)
11. Anthony Shelton, DB, Tennessee State (289)
(Choice from Miami)
11. Choice to Dallas
12. Choice to L.A. Raiders

1991
(April 21–22, 1991)
(Drafted 26th)

1. Ted Washington, DT, Louisville (25)
- 2a. Ricky Watters, RB, Notre Dame (45)
(Choice from Cincinnati)
2. Choice to Cincinnati
- 2b. John Johnson, LB, Clemson (53)
3. Choice to Green Bay
4. Mitch Donahue, LB, Wyoming (95)
(Choice from Green Bay)
4. Choice to Cincinnati
- 5a. Merton Hanks, DB, Iowa (122)
(Choice from Green Bay)
- 5b. Harry Boatwain, T, New Haven (137)
6. Scott Bowles, T, North Texas State (165)
7. Sheldon Canley, RB, San Jose State (193)
8. Tony Hargain, WR, Oregon (221)
9. Louis Riddick, S, Pittsburgh (248)
10. Byron Holdbrooks, DT, Alabama (276)
11. Bobby Slaughter, WR, Louisiana Tech (304)
12. Cliff Confer, DE, Michigan State (332)

1992
(April 26–27, 1992)
(Drafted 18th)

1. Dana Hall, S, Washington (18)
2. Amp Lee, RB, Florida State (45)
3. Brian Bollinger, G, North Carolina (76)
4. Mark Thomas, DE, North Carolina State (89)
(Choice from Green Bay)
4. Choice to Green Bay
5. Choice to Green Bay
6. Choice to Green Bay
6. Damien Russell, S, Virginia Tech (151)
(Choice from Pittsburgh)
7. Choice to Pittsburgh
8. Choice to Pittsburgh (from Green Bay)
8. Choice to Pittsburgh
9. Darian Hagan, WR, Colorado (242)
10. Corey Mayfield, NT, Oklahoma (269)
11. Tom Covington, TE, Georgia Tech (300)
12. Matt LaBounty, DE, Oregon (327)

1993
(April 25–26, 1993)
(Drafted 26th)

1. Choice to Phoenix from Kansas City
1. Choice to New Orleans from Phoenix
- 1a. Dana Stubblefield, DE, Kansas (26)
(Choice from New Orleans)
- 1b. Todd Kelly, DE, Tennessee (27)
2. Choice to San Diego from L.A. Raiders
2. Adrian Hardy, CB, Northwestern State (48)
(Choice from San Diego)

2. Choice to Green Bay
2. Choice to L.A. Raiders from Dallas
3. Choice to L.A. Raiders from New Orleans
3. Choice to San Diego
4. Choice to San Diego
5. Artie Smith, DE, Louisiana Tech (116)
(Choice from Phoenix)
5. Choice to San Diego
6. Chris Dalman, G, Stanford (166)
7. Troy Wilson, DE, Pittsburgh State (KS) (194)
8. Elvis Grbac, QB, Michigan (219)
(Choice from Minnesota)
8. Choice to San Diego

1994
(April 24–25, 1994)
(Drafted 23rd)

- 1a. Bryant Young, DT, Notre Dame (7)
(Choice from Atl. via Ind. & L.A. Rams)
1. Choice to L.A. Rams from San Diego
1. Choice to Dallas
- 1b. William Floyd, RB, Florida State (28)
(Choice from Dallas)
- 2a. Kevin Mitchell, LB, Syracuse (53)
(Choice from Green Bay)
2. Choice to L.A. Rams
- 2b. Tyrone Drakeford, DB, Virginia Tech (62)
(Choice from Dallas)
3. Compensatory Choice to Green Bay
- 3a. Doug Brien, K, California (85)
(Compensatory Choice)
- 3b. Cory Fleming, WR, Tennessee (87)
(Choice from Denver)
3. Choice to Kansas City
3. Choice to Denver from Dallas
3. Compensatory Choice to L.A. Rams from Phi.
4. Choice to L.A. Raiders
5. Choice to Green Bay from Denver
5. Anthony Peterson, LB, Notre Dame (153)
6. Choice to Green Bay from San Diego
6. Lee Woodall, LB, West Chester (182)
6. Compensatory choice to Green Bay from Philadelphia
7. Choice to Dallas

1995
(April 22–23, 1995)
(Drafted 23rd)

1. J.J. Stokes, WR, UCLA (10)
(Choice from Atlanta via Cleveland)
1. Choice to Cleveland
2. Choice to L.A. Rams
3. Choice to Cleveland
4. Choice to Cleveland from Kansas City
4. Tim Hanshaw, TE, Brigham Young (127)
5. Choice to Detroit
6. Antonio Armstrong, LB, Texas A&M (201)
7. Herb Coleman, DE, Trinity (TX) (238)

1996
(April 20–21, 1996)
(Drafted 23rd)

1. Choice to Baltimore
2. Israel Ifeanyi, DE, Southern California (46)
(Choice from Oakland)
2. Choice to Oakland
3. Terrell Owens, WR, Tennessee–Chattanooga (89)
4. Choice to Oakland
4. Daryl Price, DE, Colorado (128)
(Compensatory Choice)
5. Iheanyi Uwaezueke, WR, California (160)
6. Stephen Pitts, RB, Penn State (198)
- 7a. Sean Manuel, LB, New Mexico State (239)
- 7b. Sam Manuel, LB, New Mexico State (254)
(Compensatory Choice)

1997
(April 19–20, 1997)
(Drafted Alternately 26–27)

1. Jim Druckenmiller, QB, Virginia Tech (26)
2. Marc Edwards, FB, Notre Dame (55)
(Choice from Philadelphia)
2. Choice to Philadelphia
3. Greg Clark, TE, Stanford (77)
(Choice from Indianapolis)
3. Choice to Indianapolis
4. Choice to Miami
5. Choice to Indianapolis
6. Choice to Philadelphia
7. Choice to Philadelphia

1998
(April 18–19, 1998)
(Drafted Alternately 28–29)

1. R.W. McQuarters, CB, Oklahoma State (28)
2. Jeremy Newberry, C, California (58)
3. Chris Ruhman, T, Texas A&M (89)
4. Lance Schulters, DB, Hofstra (119)
5. Phil Ostrowski, G, Penn State (151)
6. Fred Beasley, RB, Auburn (180)
7. Choice to Chicago
7. Ryan Thelwell, WR, Minnesota (215)
(Choice from Pittsburgh via Atlanta)

1999
(April 17–18, 1999)
(Drafted 27th)

1. Reggie McGrew, DT, Florida (24)
(Choice from Miami)
1. Choice to Miami
2. Choice to Denver
3. Chike Okeafor, DE, Purdue (89)
4. Choice to Indianapolis
- 4a. Anthony Parker, DB, Weber State (99)
(Choice from Indianapolis)
- 4b. Pierson Prioleau, DB, Virginia Tech (110)
4. Choice to Cleveland
5. Choice to Miami
- 5a. Terry Jackson, RB, Florida (157)
(Choice from Miami)
- 5b. Tyrone Hopson, G, Eastern Kentucky (161)
6. Tai Streets, WR, Michigan (171)
6. Choice to Atlanta
7. Kory Minor, LB, Notre Dame (234)

2000
(April 15–16, 2000)
(Drafted Alternately 3–4)

1. Choice to Washington
1. Choice to NYJ from Car. via Was.
- 1a. Julian Peterson, LB, Michigan State (16)
(Choice from NE via NYJ)
- 1b. Ahmed Plummer, CB, Ohio State (24)
(Choice from Washington)
- 2a. John Engelberger, DE, Virginia Tech (35)
- 2b. Jason Webster, CB, Texas A&M (48)
(Choice from New York Jets)
- 3a. Giovanni Carmazzi, QB, Hofstra (65)
- 3b. Jeff Ulbrich, LB, Hawaii (86)
(Choice from Seattle)
4. Choice to Green Bay
4. John Keith, S, Furman (108)
(Choice from New York Jets via Green Bay)
4. Choice to Seattle from Washington
- 5a. Paul Smith, RB, Texas–El Paso (132)
- 5b. John Miley, DE, Lenoir–Rhine (150)
(Choice from Baltimore via Detroit, St. Louis & Chicago)
5. Choice to Denver from Washington via Seattle
6. Choice to Chicago



7. Choice to Cleveland via Chicago
 7a. Tim Rattay, QB, Louisiana Tech (212)
 (Choice from New England via Philadelphia)
 7b. Brian Jennings, TE, Arizona State (230)
 (Choice from Miami)

2001
(April 21–22, 2001)
(Drafted Alternately 9–10)

1. Andre Carter, DE, California (7)
 (Choice from Dallas via Seattle)
 1. Choice to Seattle
 2. Choice to Green Bay
 2. Jamie Winborn, LB, Vanderbilt (47)
 (Choice from Green Bay)
 3. Choice to Green Bay
 3. Kevan Barlow, RB, Pittsburgh (80)
 (Choice from Green Bay)
 3. Choice to Sea. from NO via GB
 4. Choice to Green Bay
 5. Choice Forfeited
 6a. Cedrick Wilson, WR, Tennessee (169)
 (Choice from Chicago)
 6. Choice to Detroit via New England
 6b. Rashad Holman, CB, Louisville (179)
 (Choice from Green Bay)
 6c. Menson Holloway, DE, Texas–El Paso (191)
 (Choice from Oakland via Seattle)
 7a. Alex Lincoln, LB, Auburn (209)
 7. Choice to Sea. from STL via GB
 7b. Eric Johnson, TE, Yale (224)
 (Choice from Miami via Washington)

2002
(April 20–21, 2002)
(Drafted 27th)

1. Mike Rumph, CB, Miami (FL) (27)
 2. Choice to Buffalo
 3. Saleem Rasheed, LB, Alabama (69)
 (Choice from Buffalo)
 3. Choice Forfeited
 4a. Jeff Chandler, K, Florida (102)
 (Choice from Buffalo)
 4b. Kevin Curtis, S, Texas Tech (127)
 5a. Brandon Doman, QB, Brigham Young (163)
 5b. Josh Shaw, DT, Michigan State (172)
 (Compensatory Choice)
 6. Mark Anelli, TE, Wisconsin (201)
 7a. Eric Heitmann, G, Stanford (239)
 7b. Kyle Kosier, G, Arizona State (249)
 (Compensatory Choice)
 7c. Teddy Gaines, DB, Tennessee (256)
 (Compensatory Choice)

2003
(April 26–27, 2003)
(Drafted 26th)

1. Kwame Harris, T, Stanford (26)
 2. Anthony Adams, DT, Penn State (57)
 3. Andrew Williams, DE, Miami (FL) (89)
 4. Brandon Lloyd, WR, Illinois (124)
 5. Aaron Walker, TE, Florida (161)
 6. Arnaz Battle, WR, Notre Dame (197)
 7. Ken Dorsey, QB, Miami (FL) (241)

2004
(April 24–25, 2004)
(Drafted Alternately 16–15–14)

1. Choice to Philadelphia
 1. Choice to Carolina from Philadelphia
 1. Rashaun Woods, WR, Oklahoma State (31)
 (Choice from Carolina)
 2a. Justin Smiley, G, Alabama (46)
 2b. Shawntae Spencer, CB, Pittsburgh (58)
 (Choice from Philadelphia)

3. Derrick Hamilton, WR, Clemson (77)
 4a. Isaac Sopoaga, DT, Hawaii (104)
 (Choice from Was. and NE via Chi.)
 4. Choice to Chicago
 4b. Richard Seigler, LB, Oregon State (127)
 (Choice from Carolina)
 5. Choice to Chicago
 6. Choice to Green Bay
 6a. Andy Lee, P, Pittsburgh (188)
 (Choice from Dallas via Green Bay)
 6b. Keith Lewis, S, Oregon (198)
 (Compensatory Choice)
 7a. Cody Pickett, QB, Washington (217)
 7b. Christian Ferrara, DT, Syracuse (226)
 (Choice from Green Bay)

2005
(April 23–24, 2005)
(Drafted 1st)

1. Alex Smith, QB, Utah (1)
 2. David Baas, G/C, Michigan (33)
 3a. Frank Gore, RB, Miami (FL) (65)
 3b. Adam Snyder, G, Oregon (94)
 (Choice from Philadelphia)
 4. Choice to Philadelphia (102)
 5a. Ronald Fields, DT, Mississippi State (137)
 5b. Rasheed Marshall, WR, West Virginia (174)
 6. Choice to Oak. through Phi., GB and NE
 6. Derrick Johnson, DB, Washington (205)
 (Choice from Philadelphia)
 7a. Daven Holly, DB, Cincinnati (215)
 7b. Marcus Maxwell, WR, Oregon (223)
 (Choice from Detroit)
 7c. Patrick Estes, TE, Virginia (248)
 7d. Billy Bajema, TE, Oklahoma State (249)

2006
(April 29–30, 2006)
(Drafted 6th)

- 1a. Vernon Davis, TE, Maryland (6)
 1b. Manny Lawson, LB, North Carolina State (22)
 (Choice from Washington through Denver)
 2. Choice to Atlanta via G.B. and Denver
 3. Brandon Williams, WR, Wisconsin (84)
 (Choice from Washington)
 4. Michael Robinson, RB, Penn State (100)
 5. Parys Haralson, LB, Tennessee (140)
 6a. Delanie Walker, TE, Central Missouri State (175)
 6b. Marcus Hudson, S, North Carolina State (192)
 (Choice from Tampa Bay)
 6c. Melvin Oliver, DE, Louisiana State (197)
 (Choice from Jacksonville)
 7. Vickiel Vaughn, S, Arkansas (254)

2007
(April 28–29, 2007)
(Drafted 11th)

- 1a. Patrick Willis, LB, Mississippi (11)
1b. Joe Staley, T, Central Michigan (28)
 (Choice from New England)
 2. Choice to Indianapolis (42)
 3a. Jason Hill, WR, Washington State (76)
 3b. Ray McDonald, DE, Florida (97)
 (Compensatory Choice)
 4a. Jay Moore, LB, Nebraska (104)
 (Choice from Washington)
 4. Choice to New England (110)
 4. Choice to Seattle (124)
 4b. Dashon Goldson, S, Washington (126)
 (Choice from NE through Ind.)
 4c. Joe Cohen, DT, Florida (135)
 (Compensatory Choice)
 5. Tarell Brown, CB, Texas (147)
 6. Thomas Clayton, RB, Kansas State (186)
 7. Choice to Cleveland (213)

2008
(April 26–27, 2008)
(Drafted 29th)

1. Choice to New Orleans via New England (10)
 1. Kentwan Balmer, DT, North Carolina (29)
 (Choice from Indianapolis)
 2. Chilo Rachal, G, Southern California (39)
 3. Choice to Chicago
 3. Reggie Smith, CB, Oklahoma (75)
 (Choice from Chicago)
 4. Cody Wallace, C, Texas A&M (107)
 5. Choice Forfeited (142)
 6. Joshua Morgan, WR, Virginia Tech (174)
 7. Larry Grant, LB, Ohio State (214)

2009
(April 25–26, 2009)
(Drafted 10th)

1. Michael Crabtree, WR, Texas Tech (10)
 2. Choice to Carolina (43)
 3. Glen Coffee, RB, Alabama (74)
 4. Choice to Carolina (111)
 5a. Scott McKillop, LB, Pittsburgh (146)
 5b. Nate Davis, QB, Ball State (171)
 6. Bear Pascoe, TE, Fresno State (184)
 7a. Curtis Taylor, S, Louisiana State (219)
 7b. Ricky Jean Francois, DE, Louisiana State (244)

2010
(April 22–24, 2010)
(Drafted 13th)

- 1a. Anthony Davis, T, Rutgers (11)
 (Choice from Denver)
 1. Choice to Denver (13)
 1b. Mike Iupati, G, Idaho (17)
 (Choice from Carolina)
 2. Taylor Mays, S, Southern California (49)
 3. Choice to San Diego (73)
 3. NaVorro Bowman, LB, Penn State (91)
 (Choice from San Diego)
 4. Choice to Denver (113)
 5. Choice to Miami (145)
 6a. Anthony Dixon, RB, Mississippi State (173)
 (Choice from San Diego)
 6b. Nate Byham, TE, Pittsburgh (182)
 6c. Kyle Williams, WR, Arizona State (206)
 (Compensatory Choice)
 7. Phillip Adams, CB, South Carolina State (224)

2011
(April 28–30, 2011)
(Drafted 7th)

1. Aldon Smith, LB, Missouri (7)
 2. Colin Kaepernick, QB, Nevada (36)
 (Choice from Denver)
 2. Choice to Denver (45)
 3. Choice to Jacksonville (76)
 3. Chris Culliver, CB, South Carolina (80)
 (Choice from Jacksonville)
 4. Choice to Denver (108)
 4. Kendall Hunter, RB, Oklahoma State (115)
 (Choice from San Diego)
 5. Choice to Denver (141)
 5. Daniel Kilgore, G, Appalachian State (163)
 (Choice from Green Bay)
 6. Choice to Green Bay (174)
 6a. Ronald Johnson, WR, Southern California (182)
 (Choice from Jacksonville)
 6b. Colin Jones, S, Texas Christian (190)
 (Choice from Seattle)
 7a. Bruce Miller, FB, Central Florida (211)
 7. Choice to Green Bay through Detroit (231)
7b. Michael Person, G, Montana State (239)
 (Compensatory Choice)
 7c. Curtis Holcomb, CB, Florida A&M (250)
 (Compensatory Choice)



2012
(April 26–28, 2012)
(Drafted 30th)

1. A.J. Jenkins, WR, Illinois (30)
2. LaMichael James, RB, Oregon (61)
3. Choice to Indianapolis (92)
4. Choice to Miami (97)
(Choice from Indianapolis)
4. Choice to Carolina (103)
(Choice from Miami)
4. Joe Looney, G, Wake Forest (117)
(Choice from Detroit)
4. Choice to Detroit (125)
5. Darius Fleming, LB, Notre Dame (165)
- 6a. Trenton Robinson, S, Michigan State (180)
(Choice from Carolina)
6. Choice to Detroit (196)
(Choice from Miami)
- 6b. Jason Slowey, OL, Western Oregon (199)
7. Cam Johnson, LB, Virginia (237)

2013
(April 25–27, 2013)
(Drafted 31st)

1. Eric Reid, S, Louisiana State (18)
(Choice from Dallas)
1. Choice to Dallas (31)
2. Choice to Tennessee (34)
(Choice from Kansas City)
- 2a. Cornelius “Tank” Carradine, DT, Florida State (40)
(Choice from Tennessee)
- 2b. Vance McDonald, TE, Rice (55)
(Choice from Green Bay)
2. Choice to Green Bay (61)
3. Choice to Dallas (74)
(Choice from Carolina)
3. Corey Lemonier, LB, Auburn (88)
(Choice from Green Bay)
3. Choice to Green Bay (93)
- 4a. Quinton Patton, WR, Louisiana Tech (128)
- 4b. Marcus Lattimore, RB, South Carolina (131)
(Compensatory Choice)
5. Quinton Dial, DT, Alabama (157)
(Choice from Indianapolis)
6. Choice to Green Bay (173)
(Choice from Cleveland)
6. Nick Moody, LB, Florida State (180)
(Choice from Miami)
6. Choice to Green Bay (216)
(Choice from Tennessee)
- 7a. B.J. Daniels, QB, South Florida (237)
- 7b. Carter Bykowski, T, Iowa State (246)
(Compensatory Choice)
- 7c. Marcus Cooper, CB, Rutgers (252)
(Compensatory Choice)

2014
(May 8–10, 2014)
(Drafted 30th)

1. **Jimmie Ward, DB, Northern Illinois** (30)
2. Choice to Denver (56)
(Choice from Kansas City)
2. Carlos Hyde, RB, Ohio State (57)
(Choice from Miami)
2. Choice to Jacksonville (61)
2. Choice to Miami (63)
(Choice from Denver)
- 3a. Marcus Martin, C, Southern California (70)
(Choice from Jacksonville)
- 3b. Chris Borland, LB, Wisconsin (77)
(Choice from Tennessee)

3. Choice to Cleveland (94)
- 3c. Brandon Thomas, G, Clemson (100)
(Compensatory Choice)
- 4a. Bruce Ellington, WR, South Carolina (106)
(Choice from Cleveland)
- 4b. Dontae Johnson, CB, North Carolina State (129)
- 5a. Aaron Lynch, LB, South Florida (150)
(Choice from Jacksonville)
- 5b. Keith Reaser, CB, Florida Atlantic (170)
5. Choice to Miami (171)
(Choice from Denver)
6. Kenneth Acker, CB, Southern Methodist (180)
(Choice from Cleveland)
7. Choice to Denver (242)
(Choice from New Orleans)
- 7a. Kaleb Ramsey, DE, Boston College (243)
(Choice from Carolina)
- 7b. Trey Millard, FB, Oklahoma (245)

2015
(April 30–May 2, 2015)
(Drafted 15th)

1. Choice to San Diego (15)
1. **Arik Amstead, DL, Oregon** (17)
(Choice from San Diego)
2. **Jaquiski Tartt, S, Samford** (46)
3. Eli Harold, LB, Virginia (79)
- 4a. Blake Bell, TE, Oklahoma (117)
(Choice from San Diego)
- 4b. Mike Davis, RB, South Carolina (126)
(Choice from Denver)
- 4c. DeAndre Smelter, WR, Georgia Tech (132)
(Compensatory Choice)
5. Choice to Indianapolis (151)
5. **Bradley Pinion, P, Clemson** (165)
(Choice from Indianapolis)
6. Ian Silberman, OL, Boston College (190)
- 7a. Trent Brown, OL, Florida (244)
(Choice from Indianapolis via Dallas)
7. Choice to Dallas (246)
(Choice from Indianapolis)
- 7b. Busta Anderson, TE, South Carolina (254)
(Compensatory Choice)

2016
(April 28–30, 2016)
(Drafted 7th)

- 1a. **DeForest Buckner, DL, Oregon** (7)
- 1b. **Joshua Garnett, G, Stanford** (28)
(Choice from Kansas City)
2. Choice to Kansas City (37)
3. Will Redmond, CB, Mississippi State (68)
4. Choice to Kansas City (105)
4. Rashard Robinson, CB, Louisiana State (133)
(Compensatory Choice)
- 5a. **Ronald Blair III, DL, Appalachian State** (142)
(Choice from San Diego)
- 5b. John Theus, OL, Georgia (145)
- 5c. Fahn Cooper, OL, Mississippi (174)
(Compensatory Choice)
6. Choice to Kansas City (178)
(Choice from Dallas)
- 6a. Jeff Driskel, QB, Louisiana Tech (207)
(Choice from Denver)
- 6b. Kelvin Taylor, RB, Florida (211)
(Compensatory Choice)
- 6c. Aaron Burbridge, WR, Michigan State (213)
(Compensatory Choice)
7. Prince Charles Iworah, CB, Western Kentucky (249)
(Choice from Kansas City)

2017
(April 27–29, 2017)
(Drafted 2nd)

1. Choice to Chicago (2)
- 1a. **Solomon Thomas, DL, Stanford** (3)
(Choice from Chicago)
- 1b. Reuben Foster, LB, Alabama (31)
(Choice from Seattle)
2. Choice to Seattle (34)
- 3a. **Ahkello Witherspoon, CB, Colorado** (66)
3. Choice to New Orleans (67)
(Choice from Chicago)
- 3b. **C.J. Beathard, QB, Iowa** (104)
(Choice from Minnesota)
4. Choice to Minnesota (109)
4. Choice to Seattle (111)
(Choice from Chicago)
4. Joe Williams, RB, Utah (121)
(Choice from Indianapolis)
4. Choice to Indianapolis (143)
(Compensatory Choice)
- 5a. **George Kittle, TE, Iowa** (146)
5. Choice to Indianapolis (161)
(Choice from Washington)
- 5b. **Trent Taylor, WR, Louisiana Tech** (177)
(Choice from Denver)
- 6a. **D.J. Jones, DL, Mississippi** (198)
(Choice from Baltimore)
- 6b. **Pita Taumoepeau, DL, Utah** (202)
(Choice from Denver)
7. Choice to Minnesota (219)
(Choice from Cleveland)
7. **Adrian Colbert, DB, Miami** (229)
(Choice from New Orleans)

2018
(April 26–28, 2018)
(Drafted 9th)

1. **Mike McGlinchey, T, Notre Dame** (9)
2. Choice to New England (43)
2. **Dante Pettis, WR, Washington** (44)
(Choice from Washington)
2. Choice to Washington (59)
(Choice from New Orleans)
- 3a. **Fred Warner, LB, Brigham Young** (70)
(Choice from Chicago)
3. Choice to Washington (74)
- 3b. **Tarvarius Moore, DB, Southern Mississippi** (95)
(Choice from New England)
4. Choice to Denver (109)
4. **Kentavious Street, DL, North Carolina State** (128)
(Choice from Pittsburgh)
5. **D.J. Reed Jr., CB, Kansas State** (142)
(Choice from Denver via Washington)
5. Choice to New England (143)
(Choice from New York Jets)
5. Choice to Pittsburgh (148)
6. **Marcell Harris, S, Florida** (184)
- 7a. **Jullian Taylor, DT, Temple** (223)
(Choice from Tampa Bay via Miami)
7. Choice to Miami (227)
- 7b. **Richie James Jr., WR, Middle Tennessee State** (240)
(Choice from Kansas City)