



2015 TAMPA BAY BUCCANEERS

# MEDIA GUIDE



# 2015 TAMPA BAY BUCCANEERS SCHEDULE

PRESEASON



@MINNESOTA VIKINGS

SAT 8/15 8:00 PM



CINCINNATI BENGALS

MON 8/24 8:00 PM



CLEVELAND BROWNS

SAT 8/29 7:00 PM



@MIAMI DOLPHINS

THU 9/3 7:00 PM



TENNESSEE TITANS

SUN 9/13 4:25 PM



@NEW ORLEANS SAINTS

SUN 9/20 1:00 PM



@HOUSTON TEXANS

SUN 9/27 1:00 PM



CAROLINA PANTHERS

SUN 10/4 1:00 PM



JACKSONVILLE JAGUARS

SUN 10/11 1:00 PM

BYE

REGULAR SEASON



@WASHINGTON REDSKINS

SUN 10/25 1:00 PM



@ATLANTA FALCONS

SUN 11/1 1:00 PM



NEW YORK GIANTS

SUN 11/8 4:05 PM



DALLAS COWBOYS

SUN 11/15 1:00 PM



@PHILADELPHIA EAGLES

SUN 11/22 1:00 PM



@INDIANAPOLIS COLTS

SUN 11/29 1:00 PM



ATLANTA FALCONS

SUN 12/6 1:00 PM



NEW ORLEANS SAINTS

SUN 12/13 1:00 PM



@ST. LOUIS RAMS

THU 12/17 8:25 PM



CHICAGO BEARS

SUN 12/27 1:00 PM



@CAROLINA PANTHERS

SUN 1/3 1:00 PM

GAME TIMES AND DATES SUBJECT TO CHANGE (WEEKS 5-17 SUBJECT TO NFL FLEX SCHEDULING) HOME GAMES IN RED



# TABLE OF CONTENTS

## OWNERSHIP

Bryan Glazer.....	3
Joel Glazer.....	4
Edward Glazer.....	6
Darcie Glazer Kaszewitz.....	8
Remembering Malcolm Glazer.....	10

## COMMUNITY

Buccaneers in the Community.....	12
----------------------------------	----

## FRONT OFFICE & STAFF

Brian Ford.....	11
Jason Licht.....	15
Lovie Smith.....	16
Assistant Coaches.....	20
All-Time Coaches Roster.....	42
Football Staff.....	47
Buccaneers Staff.....	61
Staff Directory.....	67
2015-16 NFL Calendar.....	71

## PLAYERS

Veterans.....	72
Rookie Free Agents.....	232
Alphabetical Roster.....	240
Numerical Roster.....	242
Pronunciation Guide.....	242

## 2014 REVIEW

Regular Season Statistics.....	244
Preseason Statistics.....	246
Starting Lineups.....	247
Participation Chart.....	248
Personnel Log.....	250
Game-by-Game Team Statistics.....	252
Game-by-Game Individual Statistics.....	256
Team Rankings.....	261
NFL Standings.....	262

## HISTORY

Historical Highlights.....	264
All-Time Honors.....	277
Pro Bowl Buccaneers.....	280
NFC Honors.....	281
Additional Awards.....	282
Year-by-Year Scores.....	283
Preseason Win-Loss Summary.....	303
Regular Season Win-Loss Summary.....	304
Postseason Win-Loss Summary.....	304
Team-by-Team Results.....	305
All-Time Divisional Standings.....	308
All-Time Attendance.....	309
All-Time Roster.....	310
All-Time Draft.....	326
Free Agency History.....	330
Year-by-Year Individual Leaders.....	333
Year-by-Year Records.....	338
All-Time Head Coaches Records.....	338
Home-Away Records.....	339
Starting Quarterbacks by Year.....	340
Year-by-Year Team Statistics.....	342
Franchise Milestones.....	345
Year-by-Year Season Summaries.....	346
All-Time Playoff Game Recaps.....	385
Buccaneers Super Bowl Ring.....	401

## RECORDS

Individual Records.....	403
Team Records.....	407
Opponent Individual Records.....	410
Opponent Team Records.....	412
Two-Team Records.....	413
Half-Game Records.....	413
Rookie Records.....	414
Miscellaneous Records.....	414
Career Top Tens.....	415
Season Top Tens.....	418
Playoff Records.....	421
Playoff Leaders.....	424
Top Buccaneer Performances.....	425
Top Opponent Performances.....	432
Longest Plays.....	439

## SIDELINES

Lee Roy Selmon.....	441
John McKay.....	442
Jimmie Giles.....	443
Paul Gruber.....	444
Warren Sapp.....	445
Derrick Brooks.....	446
Mike Alstott.....	447
Doug Williams.....	448
Raymond James Stadium.....	449
One Buccaneer Place.....	454
Super Bowls in Tampa.....	456
Raymond James Financial.....	458
Buccaneers Preseason Television.....	461
Buccaneers Radio Network.....	462
2015 NFL Schedule.....	463
Buccaneers.com.....	465
Buccaneers Cheerleaders.....	466
Media Information.....	467

# CREDITS

## 2015 TAMPA BAY BUCCANEERS MEDIA GUIDE

**EXECUTIVE EDITOR:** Nelson Luis

**LAYOUT AND ASSOCIATE EDITOR:** Chris King

**ASSISTANT EDITORS:** Allen Barrett, Michael Bianco, Michael Pehanich, Kelly Schutz, Scott Smith

**DESIGN ASSISTANCE:** Jason Turner, David Sharpsteen, ChappellRoberts

**EDITORIAL ASSISTANCE:** Tim Akins, Palmer Black, Carey Cox, Kevin Corbett, Steve Fidura, Nikki Goldweitz, Jeff Ryan, Erica Sherman, Jenna Smith, Amy Weber

**COVER DESIGN:** David Sharpsteen

**PHOTOGRAPHY:** Matt May, Mike Carlson, Jason Parkhurst, Tampa Bay Buccaneers, Associated Press, Getty Images, Pro Football Hall of Fame, Tiffany & Co., Hunt Construction Group.

Research assistance provided by Santo Labombarda from the Elias Sports Bureau and Nick Stamm from Stats, Inc.

Special thanks to all past Buccaneers Public Relations staff members who have contributed to this publication through the years.

Additional thanks to Paul Stewart of BucPower.com.

# OWNERSHIP & ADMINISTRATION





## BRYAN GLAZER CO-CHAIRMAN



Co-Chairman Bryan Glazer enters his 21st year with the Buccaneers, working tirelessly to support the Buccaneers franchise and brand. Possessing an acute business sense, Glazer, who oversees many of the day-to-day operations of the club, has shaped the Buccaneers into one of the most recognizable and successful franchises in the National Football League and has become a leader in the Bay Area, recognized for his tremendous community work.

The Buccaneers have posted 148 regular season wins and five playoff wins with seven playoff appearances under Glazer's leadership. That unprecedented level of success paints a stark contrast to the meager .300 winning percentage posted by the team prior to its purchase, which included advancement to the postseason just three times from 1976-94.

Glazer and his entire family were on hand as Tampa Bay claimed its first NFL title with a 48-21 victory over Oakland in Super Bowl XXXVII on January 26, 2003, in San Diego. The Buccaneers, who were making their first appearance in the NFL's championship game, also claimed the first-ever NFC South title in 2002, then the fourth division crown in team history. Tampa Bay also took NFC South titles in 2005 and 2007.

An instrumental figure in his family's purchase of the Buccaneers in 1995, Glazer has been a driving force in improving every aspect of the club's influence, both nationally and in the Tampa Bay region.

In 2014, the franchise welcomed its 10th head coach, as the Glazer family selected Lovie Smith to lead the team. It was a homecoming for Smith, whose first NFL coaching position was tutoring linebackers as a member of Tony Dungy's Tampa Bay staff from 1996-2000, and the choice was roundly lauded in NFL circles. Smith brings stability and a wealth of experience to the Buccaneers, taking the reins following nine years (2004-12) as head coach of the Chicago Bears. During his tenure, Smith led the Bears to three division titles, two NFC Championship Game appearances and a berth in Super Bowl XLI, as well as being name AP and PF/W/PFWA Coach of the Year in 2005. Securing Smith for the Buccaneers highlighted the Glazer family's enduring commitment to bringing excellence to the Bay Area.

Glazer's dedication to the Bay Area is also highlighted in constructing Raymond James Stadium, which successfully hosted both Super Bowl XXXV in 2001 and Super Bowl XLIII in 2009. Glazer played an integral role in helping to lure the 2009 game to the Bay Area, speaking to NFL owners on behalf of the team and the Tampa Bay community at the NFL League meetings in May 2005. Glazer is committed to continuing to bring future Super Bowls to the area.

Glazer's innovative approach to business and penchant for thinking outside the box has resulted in many new developments for the club, including the creation of the Pewter Partners program, which rewards the Buccaneers' sponsors with superior advertising packages and unprecedented customer service.

In addition to his business achievements, Glazer also has been involved in a number of vital football-related efforts directly related to the on-the-field success experienced by the Buccaneers, certainly including, but not limited to, the team's first Super Bowl championship.

A native of Rochester, New York, Glazer serves on the NFL's Digital Media Committee, as appointed by NFL Commissioner Roger Goodell, and he makes regular community and charitable appearances on behalf of the Glazer Family Foundation, which was honored as Foundation of the Year by the Tampa Bay Sports Commission in 2011.

The Glazer Children's Museum opened in Tampa in 2010, in large part due to the Foundation's gift of \$5 million. In addition to serving on the museum's Board of Directors, Glazer is also a member of the Moffitt Cancer Center National Board of Advisors, The Board of Directors Advisory Council for Ronald McDonald House, the advisory board for the Outback Bowl, and, in spring of 2011, he served as Chairman of the American Heart Association's annual Heart Ball.

Glazer's efforts to remain connected and active in the Bay Area community continued in 2015, as he played a key role in financing the development of a state-of-the-art Jewish Community Center that is scheduled to open in West Tampa by the end of 2016. The campus, which will be named the Bryan Glazer Family JCC, will serve an important role in the revitalization of the surrounding area, providing a place for families and community to come together.

Glazer also serves on the Board of Manchester United, which has captured five Premier League titles (2007, 2008, 2009, 2011 and 2013), as well as the 2008 Champions League title.

Glazer earned his bachelor's degree in broadcast communications from American University in 1986, prior to completing his law degree from Whittier College School of Law in 1989. He resides in Tampa with his wife Shanna.

## JOEL GLAZER CO-CHAIRMAN



The fast-paced and ultra-competitive environment that characterizes the National Football League is a perfect match for Joel Glazer's business acumen. These attributes have proven integral to the Buccaneers' transformation into one of the most successful franchises in the league.

Now in his 21st season with the Buccaneers, Co-Chairman Joel Glazer, along with his brothers Bryan and Edward, oversees the day-to-day operations of the franchise, ensuring the club achieves and maintains the highest levels of success in all aspects.

The family's leadership and dedication to the team is evidenced by the Buccaneers' seven playoff berths and first-ever Super Bowl Championship – all of which have come under Glazer ownership. That unprecedented level of success paints a stark contrast to the meager .300 winning percentage posted by the team prior to its purchase by the Glazer family.

As Co-Chairman, Glazer's keen insight and tireless dedication continue to enhance the reputation of the Buccaneers. Glazer has passionately spearheaded a number of vital efforts throughout the years that have not only helped shape the club into a contender, but a model NFL franchise as well.

Glazer had a single vision, shared by all members of the Glazer family when they acquired the Tampa Bay Buccaneers in 1995: build a franchise from the ground up, one that would become one of the most respected and successful franchises in the NFL. That vision was realized when Tampa Bay claimed its first NFL title with a 48-21 victory over Oakland in Super Bowl XXXVII on January 26, 2003, in San Diego. The Buccaneers, who were making their first appearance in the NFL's championship game, also claimed their first-ever NFC South title in 2002, then the fourth division crown in team history. Tampa Bay also took the NFC South in 2005 and 2007.

In 2014, the franchise welcomed its 10th head coach, as the Glazer family selected Lovie Smith to lead the team. It was a homecoming for Smith, whose first NFL coaching position was tutoring linebackers as a member of Tony Dungy's Tampa Bay staff from 1996-2000, and the choice was roundly lauded in NFL circles. Smith brings stability and a wealth of experience to the Buccaneers, taking the reins following nine years (2004-12) as head coach of the Chicago Bears. During his tenure, Smith led the Bears to three division titles, two NFC Championship Game appearances and a berth in Super Bowl XLI, as well as being name AP and PFW/PFWA Coach of the Year in 2005. Securing Smith for the Buccaneers highlighted the Glazer family's enduring commitment to bringing excellence to the Bay Area.

Glazer, promising a world-class facility, led the design development for the club's 136,320 square-foot state-of-the-art team headquarters which opened to rave reviews in August 2006. Located mere blocks from Raymond James Stadium, One Buccaneer Place is one of the finest training facilities in the National Football League. The signature of the site is its breathtaking entrance, which features the world's largest football, towering nearly five stories tall.

After successfully negotiating an agreement to acquire the Buccaneers in 1995, Glazer began the day-to-day duties of overseeing all aspects of the organization. Since Glazer assumed his current role with the club, the Buccaneers have recorded 148 regular-season wins and five playoff wins. Tampa Bay reached the playoffs for the fourth consecutive time in 2002, the only team in the league to head to the postseason all four years from 1999-2002. In addition, the Buccaneers' have seen seven playoff appearances since 1997. Prior to the Glazers' arrival, the franchise advanced to the postseason just three times in the previous 19 years, from 1976-94.

Following the purchase of the team in 1995, Glazer directed his attention on vital elements of building a successful franchise, namely the front office and stadium. After completely reorganizing the front office and recruiting talented people from a variety of backgrounds, Joel worked tirelessly alongside Bryan to build a community consensus for local approval of what would become Raymond James Stadium. Glazer and his brother set out to design a stadium deemed worthy of a first-class organization, thereby creating a winning environment and revolutionizing fan experience and comfort. They visited approximately 25 different stadiums, drew from their experiences as fans, and ultimately shaped every detail of RJS.



A massive undertaking, the stadium opened on time and budget, earning nods as the “Crown Jewel of the NFL.” The signature element – Buccaneer Cove – features a 103-foot replica pirate ship that fires cannons to celebrate Buccaneers touchdowns. Upon its opening, Raymond James Stadium featured amenities never seen before in modern stadiums, and it continues to provide an exciting, innovative gameday experience to this day. In 2014, the stadium concourses received a \$7 million comprehensive overhaul, featuring 14 all-new concession locations and four additional beverage stands to provide fans with fresh, new food offerings, designed to tie into the team’s Tampa-area roots.

Throughout the construction of Raymond James Stadium, Glazer created the sales and marketing efforts that led to record season ticket club seat, luxury suite and group sales. In addition to helping create the club’s prestigious corporate Pewter Partners sponsorship program, Glazer’s other duties include overseeing the organization’s annual budgets and establishing the club’s strategic planning in marketing, community relations, public relations, ticketing and luxury suite relations.

In March of 2014, the Glazers unveiled exciting changes to the franchise, introducing an updated logo, color scheme and uniform design, which were the result of several years of development and collaboration with Nike and NFL Properties. The enhanced logo – which features an enlarged flag and more menacing skull design – honors the Buccaneers’ rich tradition while boldly bringing the team into the future through a modern industrial aesthetic. Along with hand-painted shading and chrome facemasks on the helmet, the new uniform features a bold look with custom name and number fonts. The team’s colors were also energized with a richer shade of pewter juxtaposed with a brighter, more vibrant shade of red, as well as more prominently featuring “Bay Orange” as a primary trim and accent color.

Glazer represents the team at all NFL Owners Meetings, addressing the media with a “state of the franchise” address. He played an integral role at the 2005 Spring Meetings to help Tampa Bay land the 2009 Super Bowl. The Bay Area won the bid for Super Bowl XLIII, marking the fourth Super Bowl for Tampa Bay.

Glazer has been very active in the Tampa Bay community through the Glazer Family Foundation, which is dedicated to helping children in the Bay area through charity initiatives. The Foundation donated \$5 million toward the construction of a new children’s museum, the Glazer Children’s Museum, in downtown Tampa, which opened in 2010 and was recently named one of the Top Ten Family Museums in the country by Women’s Day Magazine. For its wide-reaching charitable efforts, The Tampa Bay Sports Commission named the Glazer Family Foundation the Foundation of the Year at the inaugural Sneaker Soiree held in 2011. In addition to his community efforts, Glazer has been an active member of the Super Bowl Task Force, Tampa Chamber of Commerce Board of Directors and the Outback Bowl Advisory Committee. Glazer currently sits on the NFL International, NFL Finance and NFL Stadium committees.

In 2009, the Glazer family was honored with the prestigious Gonzmart Family Ambassador of the Year Award, as part of the 26th annual National Tourism Week, presented by Tampa Bay & Company. The Ambassador Award was presented to the Glazers in recognition of their efforts to help the tourism industry in the Bay Area, as well as their impact on the community overall.

Glazer also serves as Co-Chairman of Manchester United, which has captured five Premier League titles (2007, 2008, 2009, 2011 and 2013) as well as the 2008 Champions League title. His work with the club led to his naming as one of the Top 10 most influential Americans in the United Kingdom by the Telegraph.

Glazer earned his bachelor’s degree in interdisciplinary studies from American University in 1989. The Rochester, New York native is married to Angela, and the couple has two children.

## EDWARD GLAZER

### CO-CHAIRMAN

#### GLAZER FAMILY FOUNDATION, CO-PRESIDENT



Entering his 21st season with Tampa Bay in 2015, Co-Chairman Edward Glazer oversees many aspects of the team's day-to-day business operations.

Recognizing that the fans are of the utmost importance to the team's success, Glazer sets the tone for Tampa Bay's commitment to its fan base. Recently, Glazer oversaw a complete overhaul of the team's marketing and sales departments, including the launch of a new Member Relations Department created exclusively for Buccaneers Season Pass Members. The new department, which offers an array of off-the-field benefits and unparalleled customer service, has been a huge success as JD Powers ranked the Buccaneers No. 1 in customer satisfaction among all NFL teams for two out of the past three seasons.

Glazer scrutinizes every detail of the business operations at One Buccaneer Place to ensure that fans are getting the best possible Buccaneers experience and value. In an effort to make season pass membership even more accessible to fans, Glazer introduced the league's first 12-month interest-free payment plan as well as a reduced price \$15 youth ticket.

Glazer ensures the team is always focused on forward-thinking initiatives aimed at improving the game day experience. From making sure Raymond James Stadium was one of the first NFL Stadiums to offer Wi-Fi, to being the first NFL stadium to accept Apple Pay at all concession stands, to being one of the first NFL teams to offer its latest news on the Apple watch, Glazer is always bolstering the team's online and social media capabilities. The Buccaneers have also built a strong social media presence to connect with fans, utilizing Facebook, Twitter and Instagram. Glazer is focused on enhancing the experience of being a Buccaneers fan, down to the most critical details.

Understanding that game day is the biggest day for all Buccaneer fans, Glazer oversaw a \$7 million renovation of the Raymond James Stadium general concourse concession stands in 2014 that ensured Buccaneers fans enjoy some of the highest quality and freshest foods available at any NFL Stadium.

Glazer unveiled more exciting changes for the franchise in 2014 when the first change in the Buccaneers' uniforms in 17 years was unveiled. Glazer worked closely with Nike and NFL Properties to create this bold all-new look. The enhanced logo – which features an enlarged flag and more menacing skull design – honors the Buccaneers' rich tradition while boldly bringing the team into the future through a modern industrial aesthetic. The new uniform features a bold look with custom name and number fonts as well as the first chrome facemasks on an NFL helmet. The team's colors were also energized with a richer shade of pewter juxtaposed with a brighter, more vibrant shade of red, as well as more prominently featuring "Bay Orange" as a primary trim and accent color.

In addition to his passion for innovation, Glazer also treasures the Buccaneers' past. He spearheaded a massive project to digitally archive the entire photographic history of the franchise, which included the organization, captioning, rating and uploading of more than 100,000 images-- ensuring that the team's entire history, dating back to its inaugural 1976 season, were preserved.

The Glazer family has been devoted to building a winning team from their earliest days as owners. Under the Glazers, Tampa Bay has enjoyed its most successful stretch as a franchise, posting seven playoff appearances with four division championships in addition to a world championship in Super Bowl XXXVII, a 48-21 victory over the Oakland Raiders in San Diego on January 26, 2003.

With another Super Bowl victory as the ultimate goal, the Glazers have made bold, educated moves to assemble a winning franchise.

In 2014, Glazer, along with fellow Co-Chairmen Bryan and Joel Glazer, secured Lovie Smith as the Buccaneers' 10th head coach and paired him with Jason Licht as the team's new general manager. It was a homecoming



for Smith, whose first NFL coaching position was tutoring linebackers as a member of Tony Dungy's Tampa Bay staff from 1996-2000, and the choice was roundly lauded in NFL circles. Smith brings stability and a wealth of experience to the Buccaneers, taking the reins following nine years (2004-12) as head coach of the Chicago Bears. During his tenure, Smith led the Bears to three division titles, two NFC Championship Game appearances and a berth in Super Bowl XLI, as well as being named AP and PFW/PFWA Coach of the Year in 2005. Securing Smith for the Buccaneers highlighted the Glazer family's enduring commitment to bringing excellence to the Bay Area.

With steady leadership at the helm, Glazer and his brothers have also been devoted to ensuring the team has the best talent on the field, through both free agent signings such as Vincent Jackson and Alterraun Verner as well as homegrown drafted talent such as Gerald McCoy, Lavonte David, Mike Evans and this year's top overall selection Jameis Winston.

Away from the football field, Glazer is also heavily involved in charitable endeavors. He is Co-President of the Glazer Family Foundation and helps oversee Foundation programs that provide incredible opportunities to Bay Area residents. In its 15 years of existence, the Foundation has donated millions in programs, tickets, grants and in-kind contributions.

In 2010, The Glazer Children's Museum opened in downtown Tampa. This was made possible with the family's \$5 million gift toward the construction of the facility, which opened to rave reviews, earning recognition by Women's Day Magazine as one of the Top 10 family museums in the country. For its wide-reaching efforts, the Tampa Bay Sports Commission named the Glazer Family Foundation the Foundation of the Year at the inaugural Sneaker Soiree in 2011.

In 2009, the Glazer family was honored with the prestigious Gonzmart Family Ambassador of the Year Award, as part of the 26th annual National Tourism Week, presented by Tampa Bay & Company. The Ambassador Award was presented to the Glazers in recognition of their efforts to help the tourism industry in the Bay Area, as well as their impact on the community overall.

Glazer and his wife, Shari, are committed to providing aid and assistance in the community, supporting many causes, including the Zimmer Children's Museum, UCLA Jonsson Cancer Center Foundation, Cedars-Sinai Hospital, and the UCLA Mattel Children's Hospital.

In addition to his duties with Tampa Bay, Glazer serves on the board of the family-owned Manchester United Soccer Club – the world's most popular team with over 660 million fans worldwide. The club has won the Premier League title in five of the last eight seasons and has also been in three Champions League final matches, taking home the 2008 Champions League title. Glazer is also Owner and Chairman of US Property Trust, his holding company for real estate investments across the US.

Glazer was born in Rochester, New York and is a proud alumnus of Ithaca College, which recently opened the Edward and Shari Glazer Arena. Glazer and his wife Shari have been married 20 years.

## DARCIE GLAZER KASSEWITZ GLAZER FAMILY FOUNDATION, CO-PRESIDENT



Darcie Glazer Kassewitz, Co-President of the Glazer Family Foundation, has worked tirelessly during her family's ownership of the team to ensure that the Tampa Bay Buccaneers' value to the community extends well beyond the playing field. She is a key asset in developing the Foundation's forward-thinking community efforts.

Established in 1999, the Glazer Family Foundation is dedicated to assisting charitable and educational causes focusing on children and families in the West Central Florida region. Since its inception, the Foundation has donated millions of dollars in support of this cause.

The Glazer Family Foundation's Vision Program was an initiative starting in 2006 to provide schoolchildren with an opportunity to have vision problems identified in school at an early age. To date, the Foundation has donated vision screening equipment to eight counties in West Central Florida. The Vision Mobile, a fun, interactive mobile eye clinic spearheaded by Kassewitz in 2009, provides the final step in vision services to correct these students' inability to see clearly by providing free eye exams and prescription eyeglasses to children at Title One schools. Since 2009, the Vision Mobile has provided more than 10,000 eye screenings and more than 5,000 pairs of eye glasses to disadvantaged children.



To start every home Tampa Bay Buccaneers game, Kassewitz meets with children from local community groups on the field prior to kickoff as part of the Foundation's Gameday For Kids program. To date, the Foundation has hosted more than 14,000 youth at Raymond James Stadium who come from organizations throughout the Bay area. Participating kids are rewarded for academic achievement and positive behavior with complimentary game tickets, food vouchers and battle flags. The youth receive this privilege based on achieving goals of incentive programs implemented by community agencies.

Through a lead gift, the Glazer Family Foundation is proud to have brought the world-class Glazer Children's Museum to Tampa as part of their ongoing dedication to children and families. A new way for children to become lifelong learners and leaders, the Children's Museum opened on September 25th, 2010. This one-of-a-kind museum instantly became the featured destination for children and families in Tampa Bay, providing 53,000-square feet of space for safe and playful learning.

On the football side, Kassewitz has used her creative expertise to help shape the Buccaneers' world-class facilities. Kassewitz set out to design a football stadium deemed worthy of a first-class organization, thereby creating a winning environment and revolutionizing fan experience and comfort. She ultimately shaped every detail of the interior of Raymond James Stadium, including the design of the expansive club levels, luxury suites and the Lower Galley restaurant. A massive undertaking, the stadium opened on time and budget to rave reviews, earning nods as the "Crown Jewel of the NFL."

Tampa Bay's training facility, which opened to high praise from across the National Football League in August 2006, is a technological marvel and sets a new standard of excellence for training facilities in the NFL. Kassewitz oversaw the entire interior design process for the team's 136,320 square-foot state-of-the-art training facility, which encompasses the daily functions for all of the Buccaneers' football and business operations.



One of the signatures of the training facility is the Tampa Bay Buccaneers Museum, which was designed and produced by Kassewitz. The museum brings the Buccaneers' history to life, including in-depth exhibits that tell the story of the franchise. Featured displays explore the creation of the team's uniform and logo, a description of Buccaneers head coaches since the team's inception in 1976, and the organization's move to Raymond James Stadium and One Buccaneer Place. Additional exhibits explain the history of the Tampa Bay Buccaneers Cheerleaders, the establishment of the Glazer Family Foundation, and the continual efforts by Buccaneers players to make an impact in the community. Included are features dedicated to the Buccaneers' Super Bowl victory, including special exhibits showcasing the Lombardi Trophy and Super Bowl ring earned in Super Bowl XXXVII.

The lobby also includes the spectacular Moment of Victory sculpture exhibit, which depicts the moment when the Buccaneers were assured of their first World Championship and commemorates Tampa Bay's victory over the Oakland Raiders in Super Bowl XXVII. Kassewitz not only came up with the concept for the sculptures, but oversaw the design and creation of this one-of-a-kind exhibit.

In the fall of 2013, Kassewitz launched the Buccaneers Academies, a commitment to generations of youth in the Bay area aimed to inspire, equip, and celebrate students. Serving over 12,000 youth in Hillsborough County, these 21 schools are provided with incentive-based programs and monthly challenges that provide fun, engaging, and motivating opportunities to learn. At the completion of fifth grade, every Buccaneers Academies graduating student receive their very own Ticket to the Future, the commitment from the Buccaneers organization to grant that student a job interview upon their graduation from college. Each Buccaneers Academy also receives a Fitness Zone, a Buccaneers themed covered court to promote active and safe outdoor play.

In addition to her responsibilities with the Glazer Family Foundation, she has served as Co-Chairwoman of the Make-A-Wish Foundation in Palm Beach. Kassewitz also serves on the Board of Manchester United Soccer Club, which has captured six titles since the Glazer family took over the club: five Premier League titles (2007, 2008, 2009 and 2011 and 2013), as well as the 2008 Champions League title.

Kassewitz graduated cum laude with a Bachelor of Science in Psychology from American University in 1990. She earned her Juris Doctorate from Suffolk Law School in 1993 and is a member of the New York State Bar Association.



# Glazer Family

---

## FOUNDATION

## REMEMBERING MALCOLM GLAZER

AS OWNER OF THE BUCCANEERS, HE REINVENTED A FRANCHISE AND REINVIGORATED A COMMUNITY.

The path that brought Malcolm Glazer to purchase the Tampa Bay Buccaneers in 1995 originated in his father's watch-parts business in Rochester, N.Y., where the younger Glazer started working when he was 15. It is no surprise then, that upon taking over the Buccaneers, he wanted to know exactly what made the organization tick.

Malcolm Glazer passed away on May 28, 2014 at the age of 85. During his nearly two decades as owner and president of the Buccaneers, virtually every facet of the team was closely examined and, where necessary, rebuilt. The result was a stunning turnaround for what had been one of the NFL's long-struggling franchises.

Glazer inherited a team with a .300 winning percentage during its first 19 years of existence, one with just two division titles, a single playoff win and, of course, no championship trophies. In just two years, with a new coach on the sideline and bold new uniforms on the players, a 16-year playoff drought was over. The team would move into a gorgeous new stadium the following year, and win a division title and advance to the conference championship game the year after that. By January 2003, Glazer was triumphantly holding the Lombardi Trophy over his head, grinning from ear to ear while surrounded by a team that had just defeated the Oakland Raiders in Super Bowl XXXVII.

Positive changes continued without interruption. The Buccaneers moved into a new state-of-the-art training facility and headquarters in 2006, the most advanced NFL home in the league. They won three division titles in a seven-year span. In 1997, they started a string of consecutive game sellouts at Raymond James Stadium that would last a dozen years, an unprecedented run in franchise history. Glazer also landed Super Bowls XXXV and XLIII for Tampa, the third and fourth to be played in the city. Through it all, community outreach and customer service became central organizational goals.

But Glazer's desire to understand the Buccaneers' inner gears – and have them work with maximum efficiency – went beyond new buildings and organizational charts. He was keenly interested

in the people of the organization as well. He took great pleasure in greeting each player in the locker room with a handshake before and after games. He fostered a family atmosphere at team headquarters, according to a source no less credible than Hall of Famer Derrick Brooks. Brooks was one of many longtime Buccaneers who considered Mr. Glazer not just the team's owner but a personal friend.

"I'm proud to say – and I'm glad – that he's the only owner I ever played for," said Brooks, who was a first-round draft pick in 1995, the same year Glazer arrived.

Despite the team's decade-and-a-half of struggles, Glazer immediately realized that a passionate fan base existed. The area's obsession with the Buccaneers was ready to be rekindled if the team could show an unwavering commitment to winning.

Glazer and his family did exactly that, and they did it by being pioneers in the industry, creating innovative solutions for issues at all levels of the organization. They also did it by aggressively pursuing the right people to lead the team, and then providing them with the assets they needed to succeed.

And while Glazer restored the community's belief in its team, he also reached out

to those who needed help within that community. This was of such importance to him that in 1999 he established the Glazer Family Foundation, which has since donated millions and reached countless thousands in need. A new stadium and a striking new team facility now grace the region's skyline, but a third building in downtown Tampa is just as much a part of Malcolm Glazer's legacy: The Glazer Children's Museum, which opened its doors in 2010.

Malcolm Glazer left behind his wife, Linda, in addition to six children and 14 grandchildren. His children will continue to own and operate the franchise as they have throughout the family's ownership. They will do so by following the blueprint of a visionary man and a caring leader, a man who gave the franchise a new era of enormous success by caring about how the little details worked.



## **BRIAN FORD** CHIEF OPERATING OFFICER



Brian A. Ford, Jr. joined the Buccaneers in 2006 and is entering his third season as the chief operating officer, having previously spent four seasons as vice president of business administration and three seasons as the director of business administration.

In his current role, Ford oversees all aspects of the organization's day-to-day business operations and community involvement. He works directly with team ownership to ensure that Buccaneer fans, season pass members and corporate sponsors receive a first in class experience. Under Ford's leadership, the Buccaneers have earned consecutive top ratings among NFL teams for consumer satisfaction from J.D. Powers and Associates.

Prior to joining the Buccaneers, Ford was part of the team that opened Raymond James Stadium as the district manager with Fine Host Corporation in 1998. He remained in that capacity until 2006, when he began his career with the Buccaneers.



Ford served as an executive committee member for the Super Bowl Host Committee for Super bowl XLIII in 2009 and currently serves on the Board of the Ronald McDonald House, the Florida Sports Foundation and Tampa Bay & Company.

Ford, a native of Miramar, Florida, graduated from Florida State in 1989 with a B.S. in business administration. He is an avid runner and triathlete and competes in numerous events each year, including a marathon each of the past 10 years as well as several 70.3 Half Ironman events over this same time period.

He and his wife, Judy, live in Tampa with their sons Brian III and Brandon. The couple celebrated their 26th wedding anniversary this August. Judy is an active member of the Buccaneer Women's Organization, which hosts charitable functions and community service projects in Tampa Bay throughout the year. Elder son Brian III attends Florida State University, following in the footsteps of his father and mother. Younger son Brandon is a rising senior in a Hillsborough County school, looking to continue the family path at Florida State.



# BUCCANEERS IN THE COMMUNITY



## BUCS CARE MISSION:

### BE CHAMPIONS FOR OUR COMMUNITY

We are dedicated to making a difference in the Tampa Bay area through programming that will inspire, equip and celebrate the “Champion” in each of us.

## INSPIRE

Motivate and encourage each other to push beyond our limits and reach new heights.



### BUCCANEERS ACADEMY

The Buccaneers Academy program is the team's commitment to supporting generations of youth in the Bay Area. Through interactive and innovative classroom programming, the team supports 24 Hillsborough County Public Schools, with more than 14,000 students and 1,000 teachers. In addition to the educational curricula, each Academy received a Tampa Bay Buccaneers-themed covered play court to allow children to play outdoors without risking overexposure to the sun. For more information about the Buccaneers Academy program, visit [www.buccaneers.com/community](http://www.buccaneers.com/community).



### GLAZER CHILDREN'S MUSEUM

Opening to rave reviews in 2010, the Glazer Children's Museum has encouraged more than 960,000 visitors to learn and grow. The 53,000-square foot museum has become one of the most innovative cultural institutions in the region where children have an opportunity to learn, play, dream, and discover more about who they are each and every day. A combination of permanent and traveling exhibits, comprehensive year-round programs and special events provide children, parents, caregivers and teachers a rich and ever-changing environment for playful learning. For more information about the Glazer Children's Museum, visit [www.glazermuseum.org](http://www.glazermuseum.org).

## EQUIP

Provide skills, knowledge and other resources to create access to brighter futures for our community through targeted programming.



### BUCS VISION MOBILE POWERED BY GLAZER FAMILY FOUNDATION

The Bucs Vision Mobile powered by Glazer Family Foundation – a fun, interactive mobile eye clinic for children – visits 60 Title I elementary schools in Hillsborough and Pinellas Counties each year to assist with eye screenings and administering exams. In 2014 alone, the Vision Mobile provided more than 1,800 pairs of complimentary eyeglasses to Tampa Bay-area youth. Since the program's inception in 2009, the Bucs Vision Mobile has screened over 10,000 children and given out more than 7,000 pairs of eyeglasses. For more information about the Bucs Vision Mobile, visit [www.glazerfamilyfoundation.org](http://www.glazerfamilyfoundation.org).



### TAMPA BAY SPORTS COMMISSION

Since 1999, the Glazer Family Foundation has been committed to supporting Bay Area amateur youth athletics. Through a significant annual donation to the Tampa Bay Sports Commission, the Glazer family seeks to inspire future generations of young athletes. Since inception, the Glazer Family Foundation has donated more than \$1,000,000 to the Tampa Bay Sports Commission. For more information about the Tampa Bay Sports Commission, visit [www.tampabaysports.org](http://www.tampabaysports.org).

## CELEBRATE

Honor and recognize the outstanding achievements of our neighbors in the Tampa Bay Area.



### SALUTE TO SERVICE

The Tampa Bay Buccaneers proudly support the brave men and women who have served or continue to serve in the U.S. Armed Forces. Through a strategic partnership with USO Central Florida, the Buccaneers participate in goodwill activities that engage more than 16,000 military families a year at the Tampa International Airport USO Welcome Center. At each Buccaneers home game, the team highlights valiant efforts of our local heroes through the Hero of the Game and Salute to Service Suite moments. In 2014, Bucs WR Vincent Jackson and wife Lindsey, launched a children's book series aimed at supporting military families, beginning with their first title, *Danny Dogtags: Dealing with Deployment*. For more information about the Buccaneers' efforts to support military, visit [www.buccaneers.com/salute](http://www.buccaneers.com/salute).

### TREASURE CHEST 5K

In 2014, the second annual Tampa Bay Buccaneers Treasure Chests 5K Run/Walk & Corporate Challenge took place on a beautiful Sunday morning around Raymond James Stadium. The event, which served as an opportunity to inspire our community to support breast cancer awareness, drew more than 3,000 participants. After the race, the Buccaneers donated \$40,000 to local nonprofit organizations including American Cancer Society, Florida Cancer Specialists Foundation and Moffitt Cancer Center. The third annual Treasure Chests 5K Run/Walk & Corporate Challenge will take place at Raymond James Stadium on Sunday, October 11, 2015. For more information and to support the cause, visit [www.buccaneers.com/treasurechests5k](http://www.buccaneers.com/treasurechests5k).



COMMUNITY



PLAYERS



2014 REVIEW



HISTORY



RECORDS

SIDELINES



## JASON LIGHT GENERAL MANAGER



General Manager Jason Licht was named the fifth general manager in franchise history on January 21, 2014. Licht (pronounced LIGHT) brings nearly two decades of scouting and player personnel experience with five organizations to the Buccaneers' front office. In 19 NFL seasons, including one as a coach, the clubs that Licht has worked for have amassed a 166-138 (.546) record, nine playoff appearances, eight division championships, four conference championships and one Super Bowl title.

Licht joined the Buccaneers in 2014, on the heels of two seasons with Arizona as the vice president of player personnel. His first draft pick with Tampa Bay, wide receiver Mike Evans, was selected seventh overall in the 2014 NFL Draft and went on to have a stellar rookie season, finishing with 68 receptions for 1,051 yards and 12 touchdowns and being named to the PFWA, NFL.com, ESPN.com and SI.com All-Rookie Teams.

Licht first worked for the Cardinals in 2008 as a personnel executive, before leaving to spend three seasons as director of pro personnel with New England. He returned to Arizona in 2012 as director of player personnel before being promoted to the vice president position.

In addition, Licht's career has intersected with some of the NFL's greatest head coaches, including Don Shula, Jimmy Johnson, Bill Belichick and Andy Reid. In all, Licht has worked alongside six head coaches who have led a team to a Super Bowl (Shula, Johnson, Belichick, Reid, Pete Carroll, Ken Whisenhunt) and six who have won AP Coach of the Year honors in their careers (Shula, Johnson, Belichick, Reid, Dom Capers, Bruce Arians).

While with Arizona, Licht worked directly with the head coach and general manager on player acquisition and contract negotiations, as well as leading the club's scouting efforts as he oversaw both the college and pro scouting departments. The 2013 season saw the Cardinals improve to 10-6 from a 5-11 campaign the previous year.

Licht first worked with the Cardinals as a personnel executive in 2008 when Arizona won the NFC West and advanced to the Super Bowl. He then spent three seasons (2009-11) as director of pro personnel with the New England Patriots, where he was responsible for monitoring every NFL roster with an emphasis on scouting talent of upcoming pro free agents, while also maintaining depth on New England's roster. The Patriots were AFC East champions in each of those three seasons and advanced to the Super Bowl following the 2011 campaign.

Licht spent five years with the Philadelphia Eagles (2003-07), first serving as the club's assistant director of player personnel before being promoted to vice president of player personnel for his final two seasons. The team won three NFC East titles during that span and earned a berth in Super Bowl XXXIX.

Prior to joining Philadelphia, Licht enjoyed his first stint in New England, serving as a scout and assistant director of player personnel from 1999-2002, a stretch that included a victory in Super Bowl XXXVI. He was part of a front office that drafted core pieces of the three-time Super Bowl champions, such as Damien Woody, Kevin Faulk, Tom Brady, Richard Seymour, Matt Light, and Deion Branch.

Licht began his NFL career with the Miami Dolphins in 1995, where he worked as a scouting department assistant before spending the 1996 season as an offensive assistant/quality control coach. In 1997, he worked for National Football Scouting, a college football scouting service, before joining the Carolina Panthers' scouting staff in 1998.

Licht played linebacker and guard at the University of Nebraska from 1989-91 before transferring to Nebraska-Wesleyan, where he was an all-conference defensive tackle. He and his wife, Blair, have three children: Charlie, Zoe and Theo.



## LOVIE SMITH HEAD COACH



Named the 10th head coach in franchise history on January 2, 2014, Lovie Smith enters his second season at the helm of the Tampa Bay Buccaneers.

In his first year with the Buccaneers, Smith oversaw a roster overhaul, with 22 new players on the opening day roster, including 10 new starters. All told, new Buccaneers combined for 370 games played, and 162 starts – with rookies and first-year players accounting for 133 games played and 34 starts, en route to a 2-14 finish.

One of the key rookies that shined in Smith's first season was wide receiver Mike Evans, who had a record-setting campaign. Evans caught 12 touchdown passes, the most ever by a Buccaneers player and tied for the third-most by a rookie since the 1970 merger. He also recorded the second-most receptions (68) and receiving yards (1,051) by a rookie in team history and his three 100-yard receiving games were the most ever by a Buccaneers rookie.

On the defensive side of the ball, the Buccaneers saw steady improvement. Following the team's Week 7 bye, the Bucs ranked in the top half of the league in points allowed per game, while tying for the 11th-fewest touchdown passes (13) allowed and tying for the 11th-most interceptions (11) during that span. On the year, the Buccaneers' run defense held opponents to 3.89 yards per carry, the seventh-lowest total in the league, and the team tallied 60 run stuffs, the most in the NFL.

Individually, defensive tackle Gerald McCoy earned his third consecutive Pro Bowl berth after posting 8.5 sacks, despite being limited to 13 games and missing the majority of two others due to injury. Linebacker Lavonte David recorded his third consecutive year leading the team in tackles, establishing a new career high with 146. It was David's third-straight season with at least 100 solo tackles, the longest active streak in the NFL. He also had a career-high four forced fumbles, tied for the third-most in the league.

Smith joined the Buccaneers after having spent nine seasons as the head coach of the Chicago Bears. During his tenure, Smith led Chicago to an 81-63 (.563) regular season record, while going 3-3 in the postseason. He led the Bears to three division titles, two NFC Championship Game appearances and the 2006 NFC title, which propelled Chicago to its first Super Bowl appearance in 21 years. Smith is in his second stint with Tampa Bay, with his first NFL coaching job coming as a member of former head coach Tony Dungy's staff (1996-2000).

Smith left Chicago ranked third all-time in coaching victories, behind only Hall of Famers George Halas and Mike Ditka.

Under Smith's guidance, the Chicago defense led the NFL in takeaways (310), three-and-out drives forced (485), three-and-out drive percentage (26.4%), third down percentage (34.1%) and red zone scoring efficiency (79.3%). Chicago ranked second in the league in opponent yards per pass attempt (6.52) and red zone takeaways (37), third in opponent passer rating (76.0), fourth in scoring defense (19.2 points per game) and seventh in rushing average (4.0).

The Bears defense was one of the best in the NFL at turning their turnovers into points, returning 34 of their 310 takeaways for touchdowns, including 26 interceptions returned for scores, tied for the most in the NFL during that time.

Chicago's 303 total touchdowns allowed during Smith's tenure were the third-fewest in the NFL. The Bears gave up the fewest points in the NFC during the 2005 and 2006 seasons, including leading the league in Smith's second season.

While the team was known for its defensive successes, Chicago also had some of its best offensive performances under Smith. The 2006 Bears scored 427 points, the third-most in franchise history. In 2009, QB Jay Cutler set franchise records for completions and attempts, while recording the second-most passing yards in team history. Cutler became the first quarterback in franchise history to post consecutive 3,000-yard seasons, while also becoming the first Bears QB to have back-to-back seasons with at least 20 touchdown passes. In the same season, RB Matt Forte became just the second player in franchise history (along with Walter Payton) to have 1,000 rushing yards and 500 receiving yards in the same season. Forte became the first player in NFL history with at least 900 rushing yards and 400 receiving yards in each of his first four seasons. In Smith's final season as head coach, the team had a 3,000-yard passer, a 1,000-yard rusher and a 1,000-yard receiver for the second time in franchise history – including WR Brandon Marshall's franchise records for receptions (118) and receiving yards (1,508).

Chicago found consistency under the even-keeled hand of Smith's direction, fashioning four double-digit win seasons, five winning seasons and six seasons with a record of .500 or better. The Bears had a regular season home record of 45-27 (.625) from 2004-12 while going 36-36 (.500) on the road during that time. The Bears won five or more games at home seven times in a single year during Smith's tenure. Chicago was 5-3 at home from 2009-12, 6-2 in 2006 and 2008 and 7-1 in the Windy City during 2005. Chicago was 7-1 on the road in 2006, tied with 1985 and 1986 for the team's best single-season road record since the inception of the 16-game schedule. The Bears were 8-16 (.333) on the road in the three years prior to Smith's arrival. By leading Chicago to records of 11-5 in 2005 and 2010 and 13-3 in 2006, Smith guided the Bears to three of their top eight seasons in terms of regular season victories during the era of the 16-game schedule.

Smith returned Chicago to its preferred place as a power in the NFC North, fashioning a divisional record of 32-22 (.593) during his time with the Bears including three division titles (2005, 2006 and 2010). Smith led Chicago to 5-1 intra-divisional records in each of the 2005, 2006 and 2010 campaigns, defeating all three opponents at least once in each of those seasons, a feat last accomplished by the Bears in 1991. Chicago began the 2006 season with three consecutive wins over divisional opponents for the first time in team history. The Bears also won their first 11 games against NFC opponents in 2006 en route to the second-best intra-conference mark in franchise history.

Registering a career-high 13 wins in 2006, Smith led Chicago to home-field advantage in the NFC Playoffs and the team's first NFC Championship since its Super Bowl season of 1985. That gave Chicago 24 regular season wins since 2005, the fourth-highest two-season win total in the 87-season history of the franchise. Smith guided the team to wins in its first seven contests in 2006 to register the fourth-best start to a season in team history while allowing the Bears to join Green Bay and Minnesota as the only teams in NFL history to begin four different seasons with 7-0 records. Chicago's seven consecutive wins to start the season allowed Smith to record the league's third-longest win streak for the second consecutive season. With division titles in 2005 and 2006, Smith joined Ditka as the only coaches in team history to lead the team to consecutive division titles. He was the first coach in team history to lead the Bears to the playoffs in two of his first three seasons.

Smith was named the Associated Press NFL Coach of the Year for 2005 after leading the Bears to a division title in the shortest amount of time in team history, doing so in his second campaign while setting a franchise record for victories by a sophomore head coach with an 11-5 record. Smith - who won with 24.5 of 50 possible votes - was the fourth head coach in team history to win the award after team founder George S. Halas in 1963 and 1965, Mike Ditka in 1985 and 1988 and Dick Jauron in 2001. Just the third coach in team history to lead the organization to the playoffs in his second season, Smith guided the Bears to their first-ever NFC North division title in 2005. En route to the team's division championship that season, the Bears completed their first season sweep of Green Bay since 1991, a feat they repeated in 2007.

Winning just one of their first four games to start the 2005 campaign, Smith rallied the Bears to become just the 20th NFL team to qualify for the postseason after beginning the season 1-3 since the current 12-team playoff system was instituted in 1990. The Bears turned their season around as Smith guided the team to eight consecutive mid-season wins, the third-longest win streak in the NFL in 2005 and the longest by Chicago since the 1985 Super Bowl championship team won 12 straight to begin the season. In guiding the team to the No. 2 seed in the NFC Playoffs, Smith led a worst-to-first revival in the NFC North division as the Bears' six-win improvement from the previous season was tied for the biggest in the NFL in 2005.

The Bears posted a 5-11 record in 2004 during Smith's first season as head coach as he presided over the youngest team in the NFL while battling through a spate of injuries that robbed the team of the services of several of its most productive players.

Smith came to Chicago with the reputation of being proficient at instituting positive change after he engineered a dramatic turnaround as the defensive coordinator of the Rams from 2001 through 2003. Known for his acumen in teaching and motivating young talent, Smith took on the added responsibility of assistant head coach with the Rams prior to the 2003 season. In Smith's first season as an NFL defensive coordinator with St. Louis in 2001, Smith helped the Rams return to the Super Bowl after missing the playoffs the previous season as his defense allowed fewer points and total yards per game than the previous year. Smith coached on playoff teams in four of his last five campaigns as an assistant and has done so in eight of his 17 NFL seasons overall.

From 2001-03, the Rams ranked third in the NFL in takeaways and fumble recoveries, tied for sixth in sacks, and tied for eighth in interceptions. Smith helped steward St. Louis to shutouts in both 2001 and 2003, the first white-washings by the Rams organization since 1994. St. Louis won 33 games during Smith's tenure with the team, the third-most in the NFL during that time behind Green Bay and Philadelphia. He capped his stint in St. Louis by orchestrating a unit that ranked among the league leaders in takeaways, defensive touchdowns, and sacks in 2003. In that year, St. Louis led the NFL with 46 takeaways while tying for fourth with 24 interceptions and leading the NFL with 22 fumble recoveries. That season's takeaway total is tied with the 1999 Eagles and 2011 Pittsburgh Steelers for the third-highest single-season total in the NFL since 1993. St. Louis ranked fourth in the NFL by scoring five defensive touchdowns in 2003 and also posted the fourth-most sacks in the NFL. In 2002, the Rams defense finished tied for fourth in the NFC and tied for fifth in the NFL in fewest touchdowns allowed while ranking sixth in the NFC and eighth in the NFL in third-down efficiency.

Smith guided St. Louis to a defensive resurgence upon taking over in 2001. Inheriting a defense coming off a season in which it ranked 23rd in the NFL in total defense while allowing over 29 points per game, Smith improved the unit to third in the NFL in total defense while permitting only 17.0 points per game. The St. Louis defense made one-year leaps to third from 13th in the NFL in run defense and 10th from 27th in pass defense while improving to a conference-high 14 wins from 10 in 2000. The Rams scored five defensive touchdowns in 2001 while starting seven new players on defense, including two rookies.

Preceding his success in St. Louis, Smith contributed to the revival of Tampa Bay's defense as the Buccaneers linebacker coach from 1996-2000. Tampa's defense hadn't ranked above 20th in the NFL in the four seasons prior to Smith's arrival under head coach Tony Dungy, but had ranks of 11th in 1996, third in 1997, second in 1998, third in 1999, and ninth in 2000. During the five seasons with Smith on the Bucs staff, the team allowed less than 300 points each year while permitting an average of 16.9 points and 258.8 yards per game.

Smith's tutelage has brought out the best in his players throughout his career. As linebackers coach at Tampa Bay, Smith helped Derrick Brooks develop into a perennial Pro Bowl selection and one of the NFL's all-time greatest linebackers. Brooks made the first Pro Bowl of his team-record 11 career Pro Bowl appearances in his second season – Smith's first season as his position coach. Also in 1996, Smith helped Hardy Nickerson earn his second career Pro Bowl nod. Brooks and Nickerson made a combined eight all-star appearances under Smith.

Overall, Smith has spent 30 years in coaching at the collegiate and professional levels. He began his coaching career at his hometown high school, Big Sandy High School (Texas), in 1980 before moving to Cascia Hall Prep in Tulsa, Okla. the following year. Two years later, Smith made the jump to the college ranks at his alma mater, Tulsa, as linebackers coach, where he stayed through 1986. Smith moved on to coach linebackers at Wisconsin (1987), Arizona State (1988-91), and Kentucky (1992). Smith was the defensive backs coach at Tennessee (1993-94) and Ohio State (1995).

A native of Big Sandy, Texas, Smith led the Big Sandy Wildcats to three consecutive state championships in high school and was all-state three years as an end and linebacker. Smith was a two-time All-America and three-time All-Missouri Conference defensive back at the University of Tulsa.

Lovie and his wife, MaryAnne, are the proud parents of three sons: Mikal, married to Kristen; Matthew, married to Kathleen; and Miles.

Lovie is very active in charity work as he and his wife have started the Lovie and MaryAnne Smith Foundation (LAMAS) which helps worthy young people further their education, with the simple motto, "We start it - You finish it."

YEARS	POSITION
1976-79	Tulsa, player
1980	Big Sandy High School, Defensive Coordinator
1981-82	Casacia Hall Prep, Assistant Coach
1983-86	Tulsa, Linebackers Coach
1987	Wisconsin, Linebackers Coach
1988-91	Arizona State, Linebackers Coach
1992	Kentucky, Linebackers Coach
1993-94	Tennessee, Defensive Backs Coach
1995	Ohio State, Defensive Backs Coach
<b>1996-2000</b>	<b>Tampa Bay Buccaneers, Linebackers Coach</b>
2001-03	St. Louis Rams, Defensive Coordinator
2004-12	Chicago Bears, Head Coach
<b>2014-</b>	<b>Tampa Bay Buccaneers, Head Coach</b>

### SMITH'S PRO HEAD COACHING CAREER

YEAR	TEAM	W	L	T	PCT.	PLAYOFFS
2004	Chicago	5	11	0	.313	
2005	Chicago	11	5	0	.688	0-1
2006	Chicago	13	3	0	.813	2-1
2007	Chicago	7	9	0	.438	
2008	Chicago	9	7	0	.563	
2009	Chicago	7	9	0	.438	
2010	Chicago	11	5	0	.688	1-1
2011	Chicago	8	8	0	.500	
2012	Chicago	10	6	0	.625	
<b>2014</b>	<b>Tampa Bay</b>	<b>2</b>	<b>14</b>	<b>0</b>	<b>.125</b>	
<b>TOTALS</b>		<b>83</b>	<b>75</b>	<b>0</b>	<b>.519</b>	<b>3-3</b>

#### MOST WINS BY HEAD COACH (2004-12)

NAME	TEAM	W
1. Bill Belichick	New England	112
2. Tom Coughlin	N.Y. Giants	83
<b>3. Lovie Smith</b>	<b>Chicago</b>	<b>81</b>
4. Andy Reid	Philadelphia	79
5. Mike McCarthy	Green Bay	74

#### MOST WINS BY ACTIVE HEAD COACHES

NAME	TEAM	W
1. Bill Belichick	CLE/NE	211
2. Tom Coughlin	JAC/NYG	164
3. Jeff Fisher	HOU/TEN/STL	162
4. Andy Reid	PHI/KC	150
5. John Fox	CAR/DEN/CHI	119
6. Marvin Lewis	CIN	100
7. Mike McCarthy	GB	94
<b>8. Lovie Smith</b>	<b>CHI</b>	<b>83</b>
8. Pete Carroll	NYJ/NE/SEA	83
10. Mike Tomlin	PIT	82

#### LIST OF PRO BOWL PLAYERS COACHED BY LOVIE SMITH

POS.	NAME	YEARS
ST	Brendon Ayanbadejo	2006, 2007
LB	Lance Briggs	2005-2011
S	Mike Brown	2005
G	Reuben Brown	2006
RB	Matt Forte	2011
K	Robbie Gould	2006
ST	Corey Graham	2011
DT	Tommie Harris	2005-07
KR	Devin Hester	2006, 2007, 2010
CB	Tim Jennings	2012
KR	Johnny Knox	2009
C	Olin Kreutz	2004-06
WR	Brandon Marshall	2012
<b>DT</b>	<b>Gerald McCoy</b>	<b>2014</b>
DT	Henry Melton	2012
DE	Julius Peppers	2010, 2011*, 2012
CB	Charles Tillman	2011, 2012
LB	Brian Urlacher	2005-06, 2010-11
CB	Nathan Vasher	2005

\* Selected as injury replacement



## LESLIE FRAZIER DEFENSIVE COORDINATOR



Leslie Frazier begins his second season as defensive coordinator with the Tampa Bay Buccaneers in 2015.

In 2014, Frazier oversaw a Buccaneers defense that improved throughout the season. In the final 10 weeks of the season (following the team's Week 7 bye), Tampa Bay ranked 14th in points allowed per game, net yards allowed per game and opponent passer rating and 17th in net passing yards allowed per game after ranking 32nd in each category during the first six weeks of the season. During that span, the team ranked 11th in touchdown passes allowed during that span, after ranking 29th in the first six weeks, while the placing 13th in sack rate and 17th in rushing yards allowed per game, after ranking 25th during the season's first six weeks.

Tampa Bay had a revitalized pass rush in 2014, finishing the year with 36 sacks, tied for the most by a Buccaneers defense since recording 45 in 2004. Leading the pass rush was defensive tackle Gerald McCoy, whose 8.5 sacks were a team high and helped McCoy earn his third consecutive Pro Bowl selection, as well as second-team All-Pro honors. The Buccaneers also recorded 14 forced fumbles in 2014, the most that the team has tallied since 2007, when it registered 24.

Frazier, entering his 17th season as an NFL coach, came to the Buccaneers after spending three full seasons (2011-13) as the Minnesota Vikings' head coach. In 2012, Frazier set a Vikings record by improving the team's win total by seven victories and earning a Wild Card berth. Frazier originally joined Minnesota in 2007 as defensive coordinator, before adding assistant head coach duties (2008-10) and his eventual promotion to interim head coach for the final six games of the 2010 season. While working as defensive coordinator, Frazier's units finished in the top 10 three times (sixth in 2008 and 2009, eighth in 2010).

During Frazier's seven seasons, the Vikings pass rush flourished, recording the most sacks in the NFL (297) and the second-most forced fumbles (114) during that span. In 2009, the team posted an NFL-best 48 sacks. While in Minnesota, Frazier played a key role in the development of defensive end Jared Allen, who posted an NFL-leading 85.5 sacks with the Vikings from 2008-13.

The Vikings run defense stacked up as one of the league's best under Frazier, allowing only 94.8 rushing yards per game – the second-lowest total in the NFL during that seven year span – including 2007 (74.1 ypg) and 2008 (76.9 ypg), when it was the No.1 run defense in the league. Frazier also played a role in the development of Pro Bowl and All-Pro defensive tackles Kevin and Pat Williams, both key anchors to Minnesota's stout run defense.


Prior to joining Minnesota, Frazier worked in Indianapolis, as a defensive assistant (2005) and assistant to the head coach/defensive backs coach (2006), helping lead the 2006 Super Bowl Championship team. Under his tutelage, safety Bob Sanders became the first Colts defensive back to earn a Pro Bowl selection since 1971. Frazier helped the Colts defense to an 11th overall ranking in 2005, after having ranked 29th in yards per game in 2004.

Frazier came to Indianapolis from the Cincinnati Bengals, where he served as defensive coordinator from 2003-04. He entered the NFL in 1999 as the Philadelphia Eagles defensive backs coach, a position he held for four seasons. During his time with the Eagles, he helped cornerback Troy Vincent earn four Pro Bowl berths, while safety Brian Dawkins earned three trips. In his final three seasons with the team, Philadelphia advanced to the playoffs each year, including back-to-back NFC Championship Game appearances.

Frazier spent 11 seasons as a collegiate coach before entering the NFL, getting his coaching start as the inaugural head coach at Trinity International University, a position he held from 1988-96. Taking over the new program, he helped lead the team to two Northern Illinois Intercollegiate Conference titles. The school later named the football field in his honor. Following his stint as head coach at Trinity, Frazier spent two seasons (1997-98) as the defensive backs coach at the University of Illinois.

An All-American defensive back at Alcorn State, Frazier played six seasons for the Chicago Bears (1981-86), including starting on the 1985 Super Bowl championship team and leading the team in interceptions three consecutive seasons (1983-85). He and his wife, Gale, have three children: Kieron, Chantel and Corey.

YEARS	POSITION
1977-80	Alcorn State, Player
1981-86	Chicago Bears, Player
1988-96	Trinity International University, Head Coach
1997-98	Illinois, Defensive Backs Coach
1999-02	Philadelphia Eagles, Defensive Backs Coach
2003-04	Cincinnati Bengals, Defensive Coordinator
2005	Indianapolis Colts, Defensive Assistant
2006	Indianapolis Colts, Asst. to Head Coach/ Defensive Backs Coach
2007	Minnesota Vikings, Defensive Coordinator
2008-10	Minnesota Vikings, Assistant Head Coach/Defensive Coordinator
2010	Minnesota Vikings, Interim Head Coach
2011-13	Minnesota Vikings, Head Coach
2014-	<b>Tampa Bay Buccaneers, Defensive Coordinator</b>



Dirk Koetter begins his first season as offensive coordinator with the Tampa Bay Buccaneers in 2015.

Koetter joins Tampa Bay after three seasons working as the offensive coordinator for the Atlanta Falcons (2012-14). During Koetter's three seasons with Atlanta, the team cumulatively ranked second in the NFL in completion percentage (67.4), third in third-down conversion percentage (44.1), fourth in passing yards (277.2 per game), ninth in passing touchdowns (86), ninth in passer rating (93.9), 10th in points (24.0 per game) and 10th in total yardage (363.5 per game), while posting the second-fewest penalties (243) and penalty yards (2,043), seventh-fewest turnovers (69) and the ninth-lowest interception percentage (2.4) in the league. Koetter was part of the Falcons staff that went 13-3 in 2012 and played in the NFC Championship Game.

Under Koetter, Falcons quarterback Matt Ryan posted the three highest passing yardage seasons in franchise history, as well as three of the four highest completion percentage seasons. In 2012, Ryan set franchise records and personal bests in passing yards (4,719), completion percentage (68.6) and passing touchdowns (32), while recording the second-highest passer rating mark in Falcons history (99.1). Atlanta wide receivers also flourished under Koetter, with Julio Jones setting a franchise record and ranking third in the NFL in receiving yards in 2014 with 1,593 yards. In the past three seasons, the Falcons had a different player lead the team in receiving yards each season (Roddy White, 2012; Harry Douglas, 2013; Jones, 2014).

While Koetter was in charge of the Falcons' offense, he coached three players to Pro Bowl appearances (Julio Jones, 2012, 2014; Tony Gonzalez, 2012-13, Matt Ryan, 2012, 2014), with Gonzalez earning first-team All-Pro honors in 2012. In his first season with Koetter in 2012, Gonzalez set a franchise record for receiving yards by a tight end, recording 93 catches for 930 yards, the most he had recorded in either category since 2008. That same season, Jones and White combined for 2,549 receiving yards, the most by a duo in the NFL.

Prior to joining the Falcons, Koetter spent five seasons as the offensive coordinator of the Jacksonville Jaguars (2007-11). In his five years with the Jaguars, the team cumulatively ranked third in the NFL in rushing yards (132.0 per game) and sixth in rushing average (4.41). Koetter's Jacksonville offenses also showed a penchant for taking care of the football, tallying the seventh-fewest turnovers in the league during that time.

Koetter had immediate success in Jacksonville, with his 2007 team setting franchise records in points (25.7 per game, sixth in the NFL) and total offense (357 yards per game, seventh in the NFL). In his first season as the starter, quarterback David Garrard ranked third in the NFL and set a franchise record in passer rating (102.2), throwing a league-low three interceptions, while leading the team to a Wild Card playoff berth and a win over the Pittsburgh Steelers. In 2008 Garrard threw for a career-best 3,620 yards and in 2010 he tossed 23 touchdowns, a career high and a franchise record.

While in Jacksonville, Koetter coached four different players to six Pro Bowl selections, including running back Maurice Jones-Drew, who earned three trips to the Pro Bowl and led the NFL in rushing in 2010 en route to earning an All-Pro selection. Koetter also helped tight end Mercedes Lewis earn a Pro Bowl berth following the 2010 season, when Lewis caught 10 touchdown passes, tied for the most in a season in Jaguars history.

Before joining the Jaguars, Koetter had spent 22 years at the collegiate level, most recently as the head coach at Arizona State (2001-06). In his six seasons with the Sun Devils, Koetter led the team to four bowl games, posting a 40-34 record. Working as both the head coach and offensive coordinator, he helped Arizona State average nearly 30 points per game over six seasons, while ranking in the top 20 in the nation in passing offense in five of his six years. In addition, five of the six Sun Devil teams during Koetter's tenure produced a 1,000-yard receiver and the quarterback threw for 20 or more touchdowns in five of six seasons.

Koetter got his first head coaching job at Boise State, where he spent three seasons (1998-2000), finishing with a 26-10 record and two consecutive bowl wins. He was a two-time Big West Coach of the Year and two-time conference champion.

A native of Pocatello, Idaho, Koetter played collegiately at Idaho State (1978-81), helping his team to a Division I-AA national championship as a senior. He graduated with a bachelor's degree in physical education and earned a master's in athletic administration a year later. After getting his master's, he became the head coach at Highland (Idaho) High School, where he worked from 1983-84, going 19-4 and winning the 1984 state championship.

In 1985, Koetter worked as the offensive coordinator at San Francisco State before going to the University of Texas El-Paso, where he worked as the quarterbacks coach in 1986, before adding the duties of offensive coordinator in 1987-88. He then served as offensive coordinator/quarterbacks coach at Missouri from 1989-93 and offensive coordinator at Boston College (1994-95) and Oregon (1996-97).

Koetter, 56, and his wife, Kim, have two daughters, Kaylee and Kendra, and two sons, Derek and Davis.

#### KOETTER AT A GLANCE

YEARS	POSITION
1978-81	Idaho State, Player
1983-84	Highland High School, Head Coach
1985	San Francisco State, Offensive Coordinator
1986	Texas-El Paso, Quarterbacks Coach
1987-88	Texas-El Paso, Offensive Coordinator & Quarterbacks Coach
1989-93	Missouri, Offensive Coordinator
1994-95	Boston College, Offensive Coordinator
1996-97	Oregon, Offensive Coordinator
1998-2000	Boise State, Head Coach
2001-06	Arizona State, Head Coach
2007-11	Jacksonville Jaguars, Offensive Coordinator
2012-14	Atlanta Falcons, Offensive Coordinator
<b>2015-</b>	<b>Tampa Bay Buccaneers, Offensive Coordinator</b>

## KEVIN O'DEA SPECIAL TEAMS COORDINATOR



Kevin O'Dea begins his second season as special teams coordinator with the Tampa Bay Buccaneers.

In 2014, O'Dea oversaw a Buccaneers special teams unit that was one of the best in punt coverage in the league, allowing only 5.8 yards per punt return the second-lowest mark in the NFL, while forcing 26 fair catches, the fifth-most in the league. In addition, punter Michael Koenen recorded touchbacks on only two of his 79 punts, tied for the fewest among qualified punters (min. 32 punts). Another factor in Tampa Bay's punt coverage was wide receiver Russell Shepard, whose 14 solo special teams tackles tied for the league lead.

O'Dea also oversaw the development of rookie kicker Patrick Murray, who ended the season making his final 13 field goals, the longest active streak in the NFL and the fourth-longest in Buccaneers history. Murray also proved to be a weapon from long distance, connecting on five field goals of 50-or-more yards, tied for the second-most in a season in team history and tied for the fourth-most in the NFL in 2014. His 83.3 percent conversion rate (5-of-6) from 50 or more yards was the highest among 15 players with at least four attempts.

The Bucs also posted the top field goal block unit in the NFL, holding opponents to a 74% conversion rate (29-of-39), while blocking one field goal.

Entering his 21st NFL season, O'Dea has previously coached with the San Diego Chargers (Defensive/Special Teams Assistant 1994-95), Tampa Bay (Offensive/Defensive Assistant, 1996-2001), Detroit Lions (Special Teams Assistant 2002-03), Arizona Cardinals (Special Teams Coordinator 2004-05), Chicago Bears (Assistant Special Teams Coach 2006-07; 2011-12), New York Jets (Special Teams Coach 2008-09) and Kansas City Chiefs (Assistant Special Teams Coach 2013). O'Dea has also coached in the UFL (2010 Hartford Colonials Special Teams Coordinator) and in the collegiate ranks.

With Kansas City in 2013, O'Dea helped guide one of the top special teams units in the NFL, recording a league-leading four return touchdowns (two punt, two kick), including Dexter McCluster's two punt return touchdowns, the most in the NFL. O'Dea also helped punter Dustin Colquitt tie for the league lead in punts inside the 20-yard line, while allowing the fourth-lowest punt return average in the NFL.

During O'Dea's stints in Chicago, the Bears had one of the top special teams units in the NFL, including the 2007 team that recorded six return touchdowns (four punt, two kick), the most in a single season in NFL history. O'Dea also helped Devin Hester into one of the top return specialists in the NFL, earning Pro Bowl and All-Pro berths in 2006-07, when he recorded 12 return touchdowns (seven punt, four kick, one missed field goal), the most ever in consecutive seasons.

In addition to working with Hester, O'Dea has assisted in coaching several other special teams players to Pro Bowls: kick returner Dexter McCluster (Kansas City, 2013); special teamer Corey Graham (Chicago, 2011); kick returner Leon Washington (N.Y. Jets, 2008); special teamer Brendon Ayanbadejo (Chicago, 2006-07); kicker Robbie Gould (Chicago, 2006); kicker Neil Rackers (Arizona, 2005); kicker Martin Gramatica (2000); punter Darren Bennett (San Diego 1995) and kicker John Carney (San Diego 1994).

Prior to joining the NFL, O'Dea spent eight years as a collegiate coach. He began his coaching career at his alma mater of Lock Haven University, where, when his playing career was cut short, he coached wide receivers (1986). Following his time with Lock Haven, O'Dea spent one season coaching freshman defensive backs at Cornell (1987) before working as a graduate assistant at Virginia (1989-90) and Penn State (1991), before being promoted to assistant strength and conditioning/defensive line/linebackers coach (1992-93).

A native of Williamsport, Pa., O'Dea spent four years in the Coast Guard (1979-83) before enrolling in Lock Haven, where he earned a fitness management degree and later obtained a master's degree in education from Virginia. O'Dea and his wife, Mary Anne, have two sons, Sean and Ryan.



YEARS	POSITION
1984-85	Lock Haven University, Player
1986	Lock Haven University, Wide Receivers Coach
1987	Cornell, Defensive Backs-Freshmen
1988-89	Virginia, Graduate Assistant
1990	Virginia, Assistant Strength Coach
1991	Penn State, Graduate Assistant
1992-93	Penn State, Assistant Strength/Defensive Line/Linebackers Coach
1994-95	San Diego Chargers, Defensive/Special Teams Assistant
<b>1996-2001</b>	<b>Tampa Bay Buccaneers, Offensive/Defensive Assistant</b>
2002-03	Detroit Lions, Special Teams Assistant
2004-05	Arizona Cardinals, Special Teams Coordinator
2006-07	Chicago Bears, Assistant Special Teams Coach
2008-09	New York Jets, Special Teams Coordinator
2010	Harford Colonials (UFL), Special Teams Coordinator
2011-12	Chicago Bears, Assistant Special Teams Coach
2013	Kansas City Chiefs, Assistant Special Teams Coach
<b>2014-</b>	<b>Tampa Bay Buccaneers, Special Teams Coordinator</b>

## MIKE BAJAKIAN QUARTERBACKS COACH



Mike Bajakian begins his first season as quarterbacks coach with the Tampa Bay Buccaneers in 2015.

Bajakian (pronounced buh-JAKE-ee-an) comes to Tampa Bay from the University of Tennessee, where he has spent the past two seasons (2013-14) as the team's offensive coordinator. Bajakian was part of the coaching staff that helped the 2014 Volunteers earn the school's first bowl game appearance since 2010 and first bowl victory since 2007, winning the 2015 Taxslayer Bowl. Tennessee went 4-1 in the final five games of the season, behind sophomore quarterback Joshua Dobbs, who set a Tennessee single-game record for rushing yards by a quarterback in a win over South Carolina. In that same game, the team tied a school record with 35 first downs, en route to racking up 645 yards of offense, its most against an SEC opponent since 1997. During the team's 4-1 stretch to end the season, it averaged 37 points per game, including three games of at least 45 points. In his first season with Tennessee, the team rushed for 2,261 yards, its most since 2004.

Prior to joining the Volunteers, Bajakian worked as the offensive coordinator and quarterbacks coach for the University of Cincinnati (2010-12). While with the Bearcats, quarterback Zach Collaros became only the second passer in school history to pass for 6,000 yards (6,278) and 50 touchdowns (51). Cincinnati won conference titles in each of the final two seasons that Bajakian coached there, with the 2012 team leading the Big East in scoring offense, rushing offense and yards per play. The 2011 team also led the Big East in rushing, producing the Conference Offensive Player of the Year in running back Isiah Pead. The 2010 squad led the Big East in scoring offense, total offense and passing offense.

From 2007-09, Bajakian worked as the offensive coordinator and quarterbacks coach for Central Michigan, where he had previously worked as the quarterbacks coach (2002-03). In his three seasons as the Chippewas' offensive coordinator, the team posted its three highest-scoring offenses since joining the MAC in 1975 and his offenses set or broke more than 30 school records. Led by quarterback Dan LeFevour, who ended his career with 150 touchdowns – then an NCAA FBS-record – and Antonio Brown, who set season and career marks for total receptions and 1,000-yard seasons, the Chippewas won conference championships in 2007 and 2009. LeFevour, a two-time MAC Offensive Player of the year, finished his career with 15,853 yards of total offense, then the NCAA's second-highest career total.

Bajakian has previously worked in the NFL, working with the wide receivers as offensive quality control coach for three seasons (2004-06) under current Buccaneers Head Coach Lovie Smith. He was a member of the 2006 Chicago Bears team that won the NFC Championship and played in Super Bowl XLI.

In 1996, Bajakian got his start in coaching, spending two seasons (1996-97) as the quarterbacks coach and passing game coordinator for Delbarton School (Morristown, New Jersey). He also coached at Rutgers (graduate assistant/defensive backs, 1998-99), Sacred Heart (quarterbacks coach, 2000) and Michigan (graduate assistant/quarterbacks, 2000-01), before his first stint with Central Michigan in 2002.

A native of River Vale, New Jersey, Bajakian was an All-New England Small College Athletic Conference and All-ECAC quarterback at Williams College. He and his wife, Michelene, have three children: Mary, Anna and Emma and are expecting their fourth child in August.

#### BAJAKIAN AT A GLANCE

YEARS	POSITION
1992-1996	Williams College, Player
1996-97	Delbarton School, Quarterbacks & Passing Game Coordinator
1998-99	Rutgers, Graduate Assistant, Defensive Backs
2000	Sacred Heart, Quarterbacks
2000-01	Michigan, Graduate Assistant, Quarterbacks
2002-03	Central Michigan, Quarterbacks
2004-06	Chicago Bears, Offensive Quality Control, Wide Receivers
2007-09	Central Michigan, Offensive Coordinator & Quarterbacks Coach
2010-12	Cincinnati, Offensive Coordinator & QB Coach
2013-14	Tennessee, Offensive Coordinator & Quarterbacks Coach
<b>2015-</b>	<b>Tampa Bay Buccaneers, Quarterbacks Coach</b>

#### BUTCH BARRY ASSISTANT OFFENSIVE LINE COACH



Butch Barry begins his first season as assistant offensive line coach with the Tampa Bay Buccaneers in 2015.

Barry joins the Buccaneers from Central Michigan University, where he spent the past five seasons coaching the offensive line (2014) and tight ends (2010-13). In 2014, Barry's unit paved the way for a 1,000-yard season by running back Thomas Rawls, a key cog in the Chippewas' offense who rushed for 1,103 yards and 10 touchdowns in only nine games. As tight ends coach, Barry headed a group that combined for 63 receptions for 644 yards and six touchdowns over 2012-13, while helping Central Michigan record another 1,000-yard rusher in Zurlon Tipton, who finished with 1,492 yards and 19 touchdowns in 2012.

Barry began his coaching career with the Chippewas as a graduate assistant in 2002-03 prior to coaching stops at Southwest Minnesota State University (2004-05), Michigan Tech University (2006-08) and North Greenville University (2009).

#### BARRY AT A GLANCE

YEARS	POSITION
1996-2000	Central Michigan, Player
2002-03	Central Michigan, Graduate Assistant
2004-05	Southwest Minnesota State, Offensive Line Coach
2006-08	Michigan Tech, Offensive Line Coach (06-08) & Offensive Coordinator (07-08)
2009	North Greenville University, Offensive Coordinator/Offensive Line Coach/Recruiting Coordinator
2010-13	Central Michigan, Tight Ends Coach
2014	Central Michigan, Offensive Line Coach
<b>2015-</b>	<b>Tampa Bay Buccaneers, Assistant Offensive Line Coach</b>

## DAVE BORGONZI

### DEFENSIVE QUALITY CONTROL



Dave Borgonzi enters his fifth season in the NFL and his second with the Buccaneers, serving as the defensive quality control coach. He will be working primarily with the Buccaneers linebackers.

In his first season with the Buccaneers, Borgonzi assisted a defense that improved throughout the year, ranking 14th in points allowed per game and net yards allowed per game during the final 10 weeks of the season, after ranking 32nd in each category over the first six weeks, prior to the Buccaneers' Week 7 Bye.

Borgonzi joined Tampa Bay following three seasons as a coaching assistant for the Dallas Cowboys, working on the defensive side of the ball for his first two years (2011-12), before moving to offense in 2013. His primary duties included assisting in weekly breakdowns and scouting reports of each opponent, while also working with the scout team during daily practices. In 2013, Borgonzi assisted an offense that finished fifth in the NFL in total points scored.

Before joining the Cowboys in 2011, Borgonzi spent five years coaching in the college ranks at Harvard (2008-10) and Syracuse (2006-07).

Coaching at Harvard, Borgonzi served as the assistant defensive secondary coach and helped with the school's recruiting. In 2010, Harvard's defense ranked 16th nationally in total defense. In 2009 the Crimson ranked sixth nationally in pass efficiency defense while three players were named All-Ivy League and cornerback Matthew Hanson earned Rookie of the Year honors.

Prior to coaching at Harvard, Borgonzi spent two years at Syracuse as a graduate assistant working with the secondary and defensive line. At Syracuse, Borgonzi also assisted the team with special teams and recruiting. Working for the Orange, Borgonzi earned his Master's degree in education.

Borgonzi played linebacker at Amherst College (2001-2004) in Amherst, Massachusetts, where he was a three-year starter and named team captain his senior year.

Borgonzi graduated with a degree in law, jurisprudence and social thought from Amherst College. He is a native of Everett, Massachusetts, and is married to Alyssa. The couple have a daughter, Gianna.

#### BORGONZI AT A GLANCE

YEARS	POSITION
2002-05	Amherst College, Player
2006-07	Syracuse, Graduate Assistant
2008-10	Harvard, Assistant Secondary Coach
2011-13	Dallas Cowboys, Offensive/Defensive Assistant
<b>2014-</b>	<b>Tampa Bay Buccaneers, Defensive Quality Control</b>

## GILL BYRD CORNERBACKS COACH



Gill Byrd begins his second season as cornerbacks coach with the Tampa Bay Buccaneers.

Working with the Buccaneers cornerbacks in 2014, Byrd helped develop the members of the secondary, including starters Alterraun Verner and Johnthan Banks. Verner, in his first season with the team, proved to be well-rounded in both run and pass defense, recording 6.5 run stuffs, the most in the NFL by a corner, and 76 tackles, the fifth-most by a corner, while also contributing two interceptions. He ended the year as Pro Football Focus's seventh-highest rated cornerback, while posting the best run defense grade of any corner. Banks posted a career-high four interceptions, which led the team. Banks also posted his first career interception returned for a touchdown.

Byrd joined the Buccaneers after having spent seven seasons with the Chicago Bears. Byrd began his career with the Bears as a defensive quality control coach (2006), before becoming assistant defensive backs coach in 2007. He added safeties coach to his duties in 2008 and held the position until 2012. Byrd helped developed young safeties Chris Conte and Major Wright, who went from third-round draft selections to full-time starters under Byrd. In 2012, Wright started all 16 games and recorded career-highs in interceptions and passes defended. In 2011, Conte was named to the PFW and PFWA All-Rookie Team.

Prior to his time in Chicago, Byrd coached in St. Louis, where he began his coaching career in 2003. His first two seasons were spent as the Rams defensive assistant before being promoted to assistant secondary coach for the 2005 campaign.

Byrd compiled a stand-out 10-year NFL career playing exclusively with the San Diego Chargers and retired after the 1993 season as the team's all-time leader in interceptions (42) and interception return yards (546), two records which he still owns. Chosen by the Chargers with the 22nd overall pick of the first round in the 1983 NFL Draft, Byrd led all NFL cornerbacks in interceptions for three consecutive seasons (1989-91) and paced the Chargers in four straight years (1988-91). Earning All-NFL honors from The Sporting News in 1989 and Football Digest in 1990, Byrd was selected to the Pro Bowl following the 1991 and 1992 seasons. He spent the 1993 season on Injured Reserve with San Diego before retiring. Byrd was inducted into the Chargers Hall of Fame in 1998.

He returned to the NFL with the Green Bay Packers in 1999, serving as the team's executive director/player programs and community affairs for three seasons (1999-2001). In that role, Byrd directed the family assistance program of the Packers' players along with guiding players in continuing education, financial education and career internships. He began his coaching career as a volunteer with the Rams in 2003 under then-defensive coordinator Lovie Smith.

Byrd graduated from San Jose State with a degree in finance. He and wife Marilyn have two sons: Gill II, who lettered three years as a defensive back and graduated with a degree in Hotel-Restaurant Tourism from New Mexico State, and Jairus, who lettered for three years at the University of Oregon and went on to become a three-time All-Pro and Pro Bowl selection with the Buffalo Bills whose 22 interceptions from 2009-13 were the second-most in the NFL.

### BYRD AT A GLANCE

YEARS	POSITION
1978-82	San Jose State, Player
1983-92	San Diego Chargers, Player
1999-2001	Green Bay Packers, Executive Director/Player Programs
2003-04	St. Louis Rams, Defensive Assistant
2005	St. Louis Rams, Assistant Secondary Coach
2006	Chicago Bears, Defensive Quality Control Coach
2007	Chicago Bears, Assistant Defensive Backs Coach
2008-12	Chicago Bears, Assistant Defensive Backs/Safeties Coach
<b>2014-</b>	<b>Tampa Bay Buccaneers, Cornerbacks Coach</b>



## JOE CULLEN DEFENSIVE LINE COACH



Joe Cullen begins his second season as defensive line coach with the Tampa Bay Buccaneers.

In his first season with Tampa Bay, Cullen coached a defensive line group that tallied 33 sacks, tied for the fourth-most by any defensive line in the NFL. The Buccaneers defensive line accounted for 91.7 percent of the team's total sacks — the second-highest total in the league. The pass-rush was spearheaded by defensive tackle Gerald McCoy, who led the team with 8.5 sacks, tied for the third-most by a defensive tackle in the NFL, despite only playing in 13 games and missing parts of two others with injury.

Tampa Bay's defensive line also contributed to the team's run defense, which held opposing rushers to 3.9 yards per carry, the seventh-lowest mark in the NFL.

A veteran of eight NFL seasons, Joe Cullen has 24 years of coaching experience, including 17 on the collegiate level. Cullen spent the 2013 season as the defensive line coach for the Cleveland Browns.

Cullen was a part of one of the best defensive turnarounds in Cleveland history. After finishing 23rd in the league in 2012, the Browns ranked ninth in the league in total defense in 2013, marking the team's best finish since 1994. Cullen oversaw a stout defensive line, which helped limit opponents to an average of 3.9 yards per carry, which ranked eighth in the NFL and marked Cleveland's best total in 18 years. The Browns' defense also registered 40 sacks, their most since 2001.

Before joining the Browns, Cullen spent three seasons (2010-12) as the defensive line coach with the Jacksonville Jaguars, where he helped develop defensive tackle Tyson Alualu, the 10th overall pick in 2010. Under Cullen, Alualu started all 48 games and led the club in sacks in 2012. In 2011, defensive end Jeremy Mincey recorded career-best totals with 101 tackles and a team-leading eight sacks and four forced fumbles. In 2011, the Jaguars ranked sixth in the NFL in yards allowed, improving from 28th the year before. The team also finished fifth in the league in yards per carry, improving from 28th the previous season.


Prior to the Jaguars, Cullen served as defensive line coach at Idaho State in 2009, after spending three seasons (2006-08) with the Detroit Lions as defensive line coach. In 2008, the Lions finished 10th in the NFL in sacks per pass attempt and finished in the top 10 in sacks in 2007 and 2008. He helped develop Cliff Avril who led all rookies in sacks (6) and forced fumbles (4) in 2008. Under Cullen, a number of players recorded career-best sack totals, including Shaun Rogers (7 in 2007), Jared DeVries (6.5 in 2007), Dewayne White (6.5 in 2007 and 2008) and Cory Redding (8 in 2006).

Before his stint at Idaho State, Cullen spent time at Illinois (2005), Indiana (2002-04), Memphis (2001) and Louisiana State (1999). During his final season at Indiana, he helped the Hoosiers defeat two ranked teams in the same season for the first time since 1989.

Cullen spent eight seasons (1992-98, 2000) at Richmond, including three as defensive coordinator. The Spiders led the Atlantic 10 in total defense in all three seasons Cullen served as defensive coordinator. In 2000, the unit ranked fourth nationally in rushing defense and 14th in scoring defense, despite playing the nation's toughest schedule. That season, he also helped the Spiders to a 10-3 record and an appearance in the NCAA I-AA quarterfinals. In 1998, the club finished 9-2 and won the Atlantic 10 title and advanced to the NCAA I-AA playoffs.

Cullen played nose guard at the University of Massachusetts from 1986-89, where he was a three-time all-conference honoree. He began his coaching career at his alma mater, first overseeing the running backs in 1990 and then the defensive line in 1991. Cullen earned his bachelor's degree in sports management. He and his wife, Andrea, were married in June, 2013 and have a daughter, Julia Elise

YEARS	POSITION
1986-89	Massachusetts, Player
1990/1991	Massachusetts, Running Backs/Defensive Line Coach
1992-96/1997-98, 2000	Richmond, Defensive Line Coach/ Defensive Coordinator
1999	Louisiana State, Defensive Line Coach
2001	Memphis, Defensive Line Coach
2002-03/2004	Indiana, Defensive Line Coach/Defensive Coordinator
2005	Illinois, Defensive Assistant Coach
2006-08	Detroit Lions, Defensive Line Coach
2009	Idaho State, Defensive Line Coach
2010-12	Jacksonville Jaguars, Defensive Line Coach
2013	Cleveland Browns, Defensive Line Coach
<b>2014-</b>	<b>Tampa Bay Buccaneers, Defensive Line Coach</b>



Jon Embree begins his second season as tight ends coach with the Tampa Bay Buccaneers in 2015.

In 2014, Embree worked with rookie tight end Austin Seferian-Jenkins. Despite being limited to nine games on the year, Seferian-Jenkins recorded 21 catches for 221 yards and two touchdowns. His 21 catches and 221 yards were the fourth-most ever by a Buccaneers rookie tight end, while his two touchdown receptions tied for the third-most.

Embree came to Tampa Bay after spending the 2013 season as the tight ends coach with Cleveland, during which Browns tight end Jordan Cameron earned a Pro Bowl berth and ranked second in the NFL in receiving yards by a tight end.

In his career, Embree has spent 17 years at the University of Colorado as a player and coach, including two seasons (2011-12) as the Buffaloes head coach. Prior to his stint as Colorado's head coach, he spent 11 seasons (1991, 1993-2002) as an assistant coach following a standout collegiate career, where he was a four-year letterman (1983-86). As an assistant coach, he worked in a myriad of roles, including overseeing the tight ends (1993-94, 1999-2000), defensive ends (1995-98) and wide receivers/kickers (2001-02). After serving as a volunteer assistant in 1991, Embree spent one season coaching at Douglas County High School before re-joining the Buffalos for the next 10 years.

He spent three seasons at UCLA, first as assistant head coach/wide receivers (2003) and then as assistant head coach/tight ends (2004-05). While with the Bruins, he helped shape tight end Mercedes Lewis who would win the 2005 John Mackey award, given to the nation's top tight end. That season, Lewis set school records for a tight end with 58 receptions and 10 touchdowns en route to being selected in the first round of the NFL Draft.

Embree spent the next three seasons (2006-08) as the tight ends coach with the Kansas City Chiefs. Tony Gonzalez was selected to the Pro Bowl each season under Embree and led all NFL tight ends with 268 receptions and 3,130 receiving yards during that three-year span.

Embree spent one season (2010) coaching the tight ends with the Washington Redskins. That season, Chris Cooley finished second on the team with 77 receptions, while adding 849 yards with three touchdowns. Embree returned to Colorado as head coach following his stint in Washington.

Following his playing career with the Buffaloes, where he finished in the top five in school history in both career receptions (80) and yards (1,116), Embree was a sixth-round pick by the Los Angeles Rams in the 1987 NFL Draft. He played two seasons with the Rams before suffering a career-ending elbow injury in 1989, while with the Seattle Seahawks.

A native of Englewood, Colorado, Embree earned his degree in communications in 1987. He and his wife, Natalyn, have two sons, Taylor and Connor, and one daughter, Hannah. Jon's father, John, played two seasons (1969-70) as a wide receiver with the Denver Broncos.

### EMBREE AT A GLANCE

YEARS	POSITION
1983-86	Colorado, Player
1987-89	Los Angeles Rams, Player
1991	Colorado, Volunteer Assistant Coach
1992	Douglas County High School, Receivers/Tight Ends Coach
1993-94	Colorado, Tight Ends Coach
1995-98	Colorado, Defensive Ends Coach
1999-2000	Colorado, Tight Ends Coach
2001-02	Colorado, Wide Receivers/Kickers Coach
2003	UCLA, Assistant Head Coach/Wide Receivers Coach
2004-05	UCLA, Assistant Head Coach/Tight Ends Coach
2006-08	Kansas City Chiefs, Tight Ends Coach
2010	Washington Redskins, Tight Ends Coach
2011-12	Colorado, Head Coach
2013	Cleveland Browns, Tight Ends Coach
<b>2014-</b>	<b>Tampa Bay Buccaneers, Tight Ends Coach</b>

## ANDREW HAYES-STOKER WIDE RECEIVERS COACH



Andrew Hayes-Stoker begins his second season as wide receivers coach with the Tampa Bay Buccaneers in 2015.

In 2014, Hayes-Stoker oversaw several record-breaking performances from Buccaneers wide receivers. Rookie wide receiver Mike Evans had a breakout season, recording 68 receptions for 1,051 yards and 12 touchdowns. His 12 receiving touchdowns were a franchise record and tied for the fourth-most in the NFL last season, while tying for the third-most by a rookie since the 1970 NFL/AFL merger. Evans' 1,051 receiving yards were the second-most ever by a Buccaneers rookie and the ninth-most by a rookie since the merger. He is one of only 15 rookies to break the 1,000-yard receiving mark during that timeframe.

Across from the rookie Evans was veteran receiver Vincent Jackson, who finished the year with a team-best 70 receptions for 1,002 yards and two touchdowns. With their 2014 totals, Evans and Jackson became the first Buccaneers teammates to each have 1,000 receiving yards in the same season.

Hayes-Stoker came to Tampa Bay after spending 2013 at Florida International as the running backs coach. Prior to joining Florida International, Hayes-Stoker spent seven seasons under Head Coach Lovie Smith at Chicago in various roles.

Hayes-Stoker began his NFL career with Chicago as a football operations assistant (2006-09). He later became the offensive quality control coach (2010-11) and the offensive assistant/wide receivers coach (2012).

Prior to entering the NFL ranks, Hayes-Stoker began his coaching career as a graduate assistant at Texas A&M (2005-06). He also worked as a recruiter at his alma mater, Texas Christian University (2004-2005).

Hayes-Stoker played tailback at TCU (1999-2002), where he was a two-time team captain and earned All-American academic honors. He graduated with a bachelor's degree in business administration and a master's degree in education. Hayes-Stoker is a native of Arlington, Texas.

## HAYES-STOKER AT A GLANCE

YEARS	POSITION
1999-2002	Texas Christian, Player
2004-05	Texas Christian, Recruiter
2005-06	Texas A&M, Graduate Assistant
2006-09	Chicago Bears, Football Operations Assistant
2010-11	Chicago Bears, Offensive Quality Control
2012	Chicago Bears, Offensive Assistant/Wide Receivers Coach
2013	Florida International, Running Backs Coach
<b>2014-</b>	<b>Tampa Bay Buccaneers, Wide Receivers Coach</b>

## DAVE KENNEDY STRENGTH & CONDITIONING COACH



Dave Kennedy begins his second season as head strength & conditioning coach with the Tampa Bay Buccaneers in 2015.

Kennedy joined the Buccaneers after five seasons with Texas A&M (2008-12). Before joining A&M, Kennedy spent four seasons with Nebraska (2004-07), the same school he got his start at in 1982 as a student assistant. He graduated in 1985 with a bachelor's degree in strength coaching and worked as an assistant for the Huskers from 1986-88.

Prior to the 1989 season, Kennedy was hired on at Ohio State, working there until 2001. During his 13 seasons with the Buckeyes he worked with many notable players, including 17 first round NFL draft selections. Before the 1993 Holiday Bowl Kennedy received Ohio State's Admiral's Trophy, which is voted on by the players and given to the person whose dedication, hard work and spirit most inspired the team. Kennedy also spent two seasons at Pittsburgh (2002-03).

A native of Omaha, Nebraska, he and his wife, Julie, have three sons: Ben, Nick and Eric.

## KENNEDY AT A GLANCE

YEARS	POSITION
1982-85	Nebraska, Student Assistant Strength Coach
1986-88	Nebraska, Assistant Strength Coach
1989-2001	Ohio State, Head Strength Coach
2002-03	Pittsburgh, Head Strength Coach
2004-07	Nebraska, Head Strength Coach
2008-12	Texas A&M, Head Strength Coach
<b>2014-</b>	<b>Tampa Bay Buccaneers, Head Strength &amp; Conditioning Coach</b>



## LARRY MARMIE

### SENIOR DEFENSIVE ASSISTANT COACH



Larry Marmie begins his second season as senior defensive assistant coach with the Tampa Bay Buccaneers in 2015. Marmie will work the nickelbacks on the team.

The Buccaneers' main nickelback in 2014 was Leonard Johnson, who finished the year with 41 tackles, three passes defended, three forced fumble and one interception. Johnson's three forced fumbles (two on defense, one on special teams) tied for the second-most by a cornerback in the NFL last season.

Marmie has more than four decades of coaching experience, including 17 seasons in the NFL ranks, spending four seasons with Seattle (2006-09), two seasons with St. Louis (2004-05) and eight seasons with Arizona (1996-03). Before joining the Buccaneers, Marmie spent two seasons working as a pro scout for the Oakland Raiders. He also worked as the defensive backs coach for the Las Vegas Locomotives of the United Football League (2009-11).

While working in the NFL, Marmie coached several notable Pro Bowl players, including: defensive back Aeneas Williams (four Pro Bowls, two All-Pro selections) and cornerback Marcus Trufant (one Pro Bowl, one All-Pro selection).

Before joining the professional ranks, Marmie spent 28 seasons coaching in the collegiate ranks, beginning his collegiate coaching career at Morehead State (1968-71), before moving on to Eastern Kentucky (1972-76), Tulsa (1977-78), North Carolina (1979-82), Tennessee (1983-84; 1992-94), Arizona State (1985-87, defensive coordinator; 1988-91, head coach) and UCLA (1995).

Marmie played quarterback at Eastern Kentucky (1962-65). He and his wife, Linda, have three children, daughters Vicki and Cozy, and a son, Larry Jr., and nine grandchildren.

#### MARMIE AT A GLANCE

YEARS	POSITION
1962-65	Eastern Kentucky, Player
1966-67	Berea High School, Head Coach
1968-71	Morehead State, Secondary/Defensive Line Coach
1972-76	Eastern Kentucky, Defensive Coordinator/Linebackers
1977-78	Tulsa, Defensive Coordinator
1979-82	North Carolina, Secondary Coach
1983-84	Tennessee, Defensive Coordinator
1985-87	Arizona State, Defensive Coordinator
1988-91	Arizona State, Head Coach
1992-94	Tennessee, Defensive Coordinator
1995	UCLA, Secondary Coach
1996-2000	Arizona Cardinals, Secondary Coach
2000-03	Arizona Cardinals, Defensive Coordinator
2004-05	St. Louis Rams, Defensive Coordinator
2006-09	Seattle Seahawks, Defensive Assistant/Secondary Coach
2010-11	Las Vegas Locomotives (UFL), Defensive Backs Coach
2012-13	Oakland Raiders, Pro Scout
<b>2014-</b>	<b>Tampa Bay Buccaneers, Senior Defensive Assistant</b>

## HARDY NICKERSON LINEBACKERS COACH



Hardy Nickerson begins his second season as linebackers coach with the Tampa Bay Buccaneers in 2015.

Working with the linebackers in 2014, Nickerson helped Danny Lansanah to a career year. In his first season as the primary starter, Lansanah recorded 79 tackles (third-most on the team) while adding three interceptions, two returned for touchdowns. He is one of only two linebackers in team history to have multiple interceptions for touchdowns in the same season. His two defensive return touchdowns tie for the second-most in the NFL last year, while he his three interceptions were the second-most by a linebacker. Lansanah also became the first player in Buccaneers history to start at all three linebacker positions in the same season.

In addition to working with Lansanah, Nickerson coached Lavonte David, who finished the season with the second-most solo tackles in the NFL (101) and the third-most total tackles (146), while also ranking third in forced fumbles (4) and seventh in tackles for loss (17).

Nickerson previously worked with Head Coach Lovie Smith in Chicago (2007) as the Bears linebackers coach, helping linebacker Lance Briggs make the Pro Bowl that season. Prior to joining the Bears' coaching staff, Nickerson worked as the color analyst for the Tampa Bay Buccaneers Radio Network in 2006. He also participated in the NFL's Minority Coaching Fellowship Program with the Bears during training camp in 2004. Additionally, Nickerson spent four seasons (2010-13) as the head coach at Bishop O'Dowd High School (Oakland, California).

A fifth-round draft pick (122nd overall) by the Steelers in the 1987 NFL Draft, Nickerson played for Pittsburgh (1987-92), Tampa Bay (1993-99), Jacksonville (2000-01) and Green Bay (2002). He was a second-team selection to the NFL 1990s All-Decade team. During his 16-year playing career, Nickerson started 200 of 225 career games played, totaling 1,867 tackles, 21 sacks and 12 interceptions.

While playing for Tampa Bay, Nickerson was chosen as the NFLPA Linebacker of the Year, earned four AP All-Pro selections and five Pro Bowl berths. Nickerson experienced his most success playing under then-Buccaneers linebackers coach Lovie Smith from 1996-99, earning a Pro Bowl berth in all four seasons, averaging 137 tackles per season, while adding eight forced fumbles, 5.5 sacks, five fumble recoveries and four interceptions. Nickerson was also chosen as the recipient of the NFL's Byron "Whizzer" White Award, given annually to one NFL player who exhibits excellence both on the field and in the community.

A three-time team MVP during his collegiate career at the University of California (1983-86), Nickerson tallied 501 tackles, eight interceptions and 4.5 sacks. He graduated with a bachelor's degree in sociology, and was inducted into the University's Hall of Fame in 2004.

Born in Compton, California, Nickerson lettered in track and football at Verbum Dei High School in Los Angeles. He and his wife, Amy, have three children: daughter Ashleigh and twins – son, Hardy, and daughter, Haleigh.

### NICKERSON AT A GLANCE

YEARS	POSITION
1983-86	California, Player
1987-92	Pittsburgh Steelers, Player
<b>1993-99</b>	<b>Tampa Bay Buccaneers, Player</b>
2000-01	Jacksonville Jaguars, Player
2002	Green Bay Packers, Player
2007	Chicago Bears, Linebackers Coach
2010-13	Bishop O'Dowd High School, Head Coach
<b>2014-</b>	<b>Tampa Bay Buccaneers, Linebackers Coach</b>

## CARLOS POLK

### ASSISTANT SPECIAL TEAMS COACH



Carlos Polk begins his sixth season in the NFL and his second season as assistant special teams coach with the Tampa Bay Buccaneers in 2015.

In his first season with Tampa Bay, Polk assisted special teams coordinator Kevin O'Dea, working with one of the top punt coverage units in the NFL, allowing only 5.8 yards per punt return the second-lowest mark in the NFL, while forcing 26 fair catches, the fifth-most in the league. Polk also worked with rookie kicker Patrick Murray, who made his final 13 field goal attempts on the season, the fourth-longest streak in Buccaneers history and tied for the longest active streak in the NFL.

Polk joined Tampa Bay following one season (2013) as a coaching intern for the Dallas Cowboys, where his primary duties included assisting with all areas of practice, breakdowns and weekly planning.

Before joining the Cowboys in 2013, Polk spent three years in San Diego (2010-12) as the special teams assistant and one year in the college ranks as a linebackers and special teams coach at Grossmont (Calif.) College (2009).

Prior to entering the coaching ranks, Polk spent eight years (2001-08) in the NFL as a linebacker and special teams player, where he compiled 120 tackles, four sacks and three forced fumbles playing for San Diego (2001-07) and Dallas (2008).

A first-team All-American linebacker at Nebraska (1997-2000), Polk played in 47 games including finishing his career with 23 consecutive starts. Polk finished his college career with 227 tackles, 10.0 sacks and two interceptions (one returned for touchdown).

Polk graduated with a degree in sociology from Nebraska. He is a native of Rockford, Illinois, and is married to Monique. He has two sons, Devonn and C.J., and two daughters, Deja and Miracle.

#### POLK AT A GLANCE

YEARS	POSITION
1997-2000	Nebraska, Player
2001-07	San Diego Chargers, Player
2008	Dallas Cowboys, Player
2009	Grossmont College, Linebackers and Special Teams Coach
2010-12	San Diego Chargers, Special Teams Assistant
2013	Dallas Cowboys, Coaching Intern
<b>2014-</b>	<b>Tampa Bay Buccaneers, Assistant Special Teams Coach</b>

## MIKAL SMITH

### SAFETIES COACH



Mikal Smith begins his second season as safeties coach with the Tampa Bay Buccaneers in 2015.

Despite not having any safety start all 16 games last season, Smith managed to get production from several players. Bradley McDougald started the final five games of the season, including at Carolina (12/14), where he recorded 15 tackles, tied for the most by any safety in the NFL last year and the most by a Buccaneers player since linebacker Lavonte David registered 16 at Oakland in 2012 (11/4/12). Dashon Goldson's 80 tackles were the second-most on the team, while Keith Tandy notched one interception on the year.

Smith came to Tampa Bay from Dallas where served as the nickelbacks coach in 2013. Smith began his NFL career in Chicago for three seasons under Head Coach Lovie Smith.

Smith joined Chicago as a coaching assistant (2009) before becoming the defensive quality control coach (2010-11). After two seasons as the defensive quality control coach, Smith became the defensive assistant/nickelbacks coach (2012).

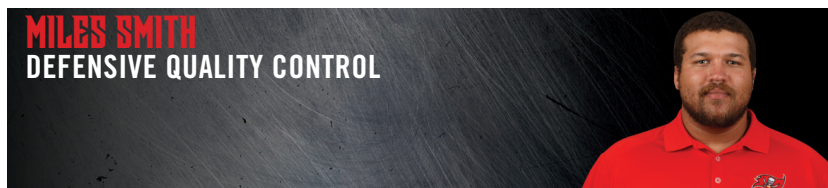
Before coaching in the NFL, Smith was assistant coach at Trinity International (Deerfield, Illinois) for two years. He started out as the defensive backs coach (2006), before adding special teams coordinator to his title the next season (2007).

Smith was a two-time starter at safety at Arizona (1995-96). Smith graduated with a bachelor's degree from Carthage College (Kenosha, Wisconsin).

He and his wife Kristen reside in Tampa with their family.

#### SMITH AT A GLANCE

YEARS	POSITION
1995-96	Arizona, Player
2006	Trinity International University, Defensive Backs Coach
2007	Trinity International University, Special Teams Coordinator/Defensive Backs Coach
2009	Chicago Bears, Coaching Assistant
2010-11	Chicago Bears, Defensive Quality Control
2012	Chicago Bears, Defensive Assistant/Nickelbacks Coach
2013	Dallas Cowboys, Nickelbacks Coach
2014-	Tampa Bay Buccaneers, Safeties Coach



Miles Smith enters his second season with the Tampa Bay Buccaneers in 2015, and first as defensive quality control, after spending the 2014 season working as a defensive coaching assistant.

Assisting with the defense in 2014, Smith worked with a unit that improved throughout the season, notably after the team's Week 7 Bye. Additionally, the defense saw an improved pass rush, tallying 36 sacks, the most by a Buccaneers defense since recording 45 in 2004.

Smith, a native of Chicago, attended Lake Forest College. He is currently engaged to Kara DiNicola.

#### SMITH AT A GLANCE

YEARS	POSITION
2014	Tampa Bay Buccaneers, Coaching Assistant
2015	Tampa Bay Buccaneers, Defensive Quality Control



## TIM SPENCER RUNNING BACKS COACH



Tim Spencer begins his second season as running backs coach with the Tampa Bay Buccaneers in 2015.

Dealing with an injury-plagued running backs group in 2014, Spencer managed to coax performances out of all three of the main runners. Doug Martin led the team in rushing, including two performances of 90+ rushing yards in the final three games of the season. Bobby Rainey showed his versatility, rushing 94 times while catching 33 passes, averaging 5.7 scrimmage yards per touch, the second-highest average by a running back. Charles Sims, who started the season on the Injured Reserve/Designated to Return list, saw his first game action in Week 10 and, over the final eight games of the year, racked up 190 receiving yards – the seventh-highest mark by a running back during that span.

Spencer served as running backs coach for the Chicago Bears for nine seasons (2004-12), coaching under current Buccaneers Head Coach Lovie Smith during Smith's tenure in the NFC North. Spencer had great success tutoring Chicago's ball carriers, with individual players recording 1,000-yard rushing seasons on five different occasions (Thomas Jones – 2005-06; Matt Forté – 2008, 2010, 2012), and the team surpassing the 2,000-yard rushing mark twice (2005, 2011), marking the only two times such a feat has been accomplished in Bears history, and coming less than 100 yards shy of that mark in 2006.

Under Spencer's guidance, Forté blossomed, breaking franchise rookie records in 2008 in rushing yards (1,238), yards from scrimmage (1,715) and receptions (63) and becoming one of just one of eight rookies in NFL history to rush for 1,000-plus yards and record 50-plus receptions. In Forté's five seasons with Spencer, the running back became the first player for Chicago to record 1,000-plus yards from scrimmage in each of his first five NFL seasons, the first player in franchise history with 900 rushing yards in each of his first five seasons with the team and the first running back in franchise history with 400 receiving yards in four seasons. Forté was selected to the Pro Bowl following his 2011 campaign in which he ranked third in the NFL in scrimmage yards per game (123.9) and sixth in rushing yards per game (83.1).

During Spencer's time with the Bears, Chicago running backs claimed six of the top seven single-season reception totals at the position in team history and compiled 15,472 yards on 3,939 carries.

Spencer began his coaching career at The Ohio State University, where he tutored running backs from 1994-2003. With the Buckeyes, Spencer coached Eddie George during George's Heisman Trophy-winning season in 1995 and during the team's national championship season in 2002. He was part of three Big Ten championship teams and his position group helped an OSU offense that led the Big Ten in scoring offense and total offense in three of his 10 seasons. Including George (twice), he produced 1,000-yard rushers on six occasions.

A Buckeye running back himself, Spencer played for OSU from 1979-1982, leading the team in rushing during his final two seasons and closing his career with 3,553 yards on the ground and serving as a senior co-captain and team MVP. Spencer was the second-overall pick in the 1983 USFL draft, where he played one year each for Chicago (1983), Arizona (1984), and Memphis (1985), before playing for the San Diego Chargers (1985-90), where he was a four-year starter at fullback.

Spencer and his wife, Gilda, have two sons, Cole and Evan. Evan, who played wide at Ohio State, was selected by the Washington Redskins in the sixth round (187th overall) of the 2015 NFL Draft.

## SPENCER AT A GLANCE

YEARS	POSITION
1979-82	Ohio State, Player
1983	Chicago Blitz (USFL), Player
1984	Arizona Wranglers (USFL), Player
1985	Memphis Showboats (USFL), Player
1985-90	San Diego Chargers, Player
1994-2003	Ohio State, Running Backs Coach
2004-12	Chicago Bears, Running Backs Coach
<b>2014-</b>	<b>Tampa Bay Buccaneers, Running Backs Coach</b>



Paul Spicer begins his first season as assistant defensive line coach with the Tampa Bay Buccaneers in 2015.

Spicer entered the league as a player with the Detroit Lions in 1999, before spending the majority of the next eight seasons (2000-08) with the Jacksonville Jaguars, including being named the team's Ed Block Courage Award recipient in 2005. He earned a Super Bowl XLIV championship with the New Orleans Saints in his final year (2009).

During his playing career, Spicer played in 115 games with 63 starts, totaling 259 tackles, 28.5 sacks, 16 passes defended, seven forced fumbles, four fumble recoveries and one interception. Spicer also spent time with the Saskatchewan Rough Riders of the Canadian Football League (1998-99) and the Frankfurt Galaxy of NFL Europe (2001-02).

After his playing career concluded, Spicer spent one season (2010) as assistant defensive line coach for Bartram Trail High School (Saint Johns, Florida), before joining the Jaguars, where he worked as the assistant defensive line coach under Joe Cullen for two seasons (2011-12). Spicer has also worked as a coach for the East-West Shrine Bowl from 2012-14.

A native of Indianapolis, Spicer attended the College of DuPage (Glen Ellyn, Illinois), before transferring to Saginaw Valley State. He graduated from the University of Phoenix in 2013, with a degree in business management. He and his wife Shariffa have five children: Asha, Daniel, Laura, Paul Jr. and Amirah.

## SPICER AT A GLANCE

YEARS	POSITION
1994-96	College of DuPage, Player
1996-98	Saginaw Valley State, Player
1998-99	Saskatchewan Rough Riders (CFL), Player
1999	Detroit Lions, Player
2000-08	Jacksonville Jaguars, Player
2001-02	Frankfurt Galaxy (NFL Europe), Player
2009	New Orleans Saints, Player
2010	Bartram Trail High School, Assistant Defensive Line Coach
2011-12	Jacksonville Jaguars, Assistant Defensive Line Coach
<b>2015-</b>	<b>Tampa Bay Buccaneers, Assistant Defensive Line Coach</b>

## BEN STEELE

### OFFENSIVE QUALITY CONTROL



Ben Steele begins his second season as offensive quality control with the Tampa Bay Buccaneers in 2015.

Steele joined the team following a season as tight ends coach and recruiting coordinator for UC-Davis (2013). Prior to his time with the Aggies, Steele spent two seasons (2011-12) at the University of California, as an administrative assistant for Cal's offensive staff. He also worked two years with the University of Colorado as an operations and recruiting assistant (2009) and graduate assistant (2010), as well as spending a year at his alma mater, Mesa State (now known as Colorado Mesa) as an offensive assistant coach (2008).

Steele played professionally from 2001-07 with the San Francisco 49ers, Oakland Raiders, Minnesota Vikings, Seattle Seahawks, Green Bay Packers and Houston Texans. He joined the NFL following two seasons at Mesa State where he was an All-Rocky Mountain Athletic Conference honoree. He spent his first two collegiate seasons at Fort Lewis College prior to transferring to Mesa State.

Steele graduated with a bachelor's degree in mass communications, with an emphasis in broadcasting and received master's credit in 2006 while attending the NFL's Executive Business Program at the Harvard Business School. He is married to Rachel. The couple have two daughters, Cora and Ellise.

#### STEELE AT A GLANCE

YEARS	POSITION
1997-98	Fort Lewis College, Player
1999-2000	Mesa State, Player
2001-02	San Francisco 49ers, Player
2002	Oakland Raiders, Player
2003	Seattle Seahawks, Player
2003-04	Minnesota Vikings, Player
2004-05	Green Bay Packers, Player
2006-07	Houston Texans, Player
2008	Mesa State, Offensive Assistant
2009	Colorado, Operations and Recruiting Assistant
2010	Colorado, Graduate Assistant
2011-12	California, Offensive Administrative Assistant
2013	UC Davis, Tight Ends Coach and Recruiting Coordinator
<b>2014-</b>	<b>Tampa Bay Buccaneers, Offensive Quality Control</b>

**JOE VAUGHN****ASSISTANT STRENGTH & CONDITIONING COACH**

Joe Vaughn enters his fourth season with the Tampa Bay Buccaneers in 2015, where he serves as assistant strength and conditioning coach.

Vaughn joined the Buccaneers prior to the 2012 season following stints working with the strength and conditioning programs at University of Kansas and the University of Oklahoma. He originally joined the staff at Kansas as a graduate assistant strength coach in 2006, following a standout two-year playing career with the Jayhawks during which time he garnered All-Big 12 Second Team honors, was named the 2003 Big 12 Offensive Newcomer of the Year and the 2004 KU Offensive MVP.

Vaughn then worked as an assistant strength coach with the Sooners from January-June 2007 before finding his way back to Kansas in a full-time role.

A native of Del City, Oklahoma, Vaughn earned his bachelor's degree in applied behavioral science. He is married to Tasha Vaughn.

**VAUGHN AT A GLANCE**

<b>YEARS</b>	<b>POSITION</b>
2001-02	Northeastern Oklahoma University, Player
2003-04	University of Kansas, Player
2006	University of Kansas, Graduate Assistant
2007	University of Oklahoma, Assistant Strength and Conditioning Coach
2007-11	University of Kansas, Assistant Strength and Conditioning Coach
<b>2012-</b>	<b>Tampa Bay Buccaneers, Assistant Strength and Conditioning Coach</b>

**CHAD WADE****ASSISTANT STRENGTH & CONDITIONING COACH**

Chad Wade begins his second season as assistant strength and conditioning coach with the Tampa Bay Buccaneers in 2015.

Wade joined the team following 18 years (1996-2013) at the University of Nebraska. During that time Wade has served as the assistant strength coach and strength coach for the men's and women's basketball teams, as well as helped coordinate workouts for the football team.

Wade graduated from Nebraska Wesleyan University with a bachelor's degree in sports management and minor in psychology (1996). He also was a member of the football team for two years (1992-94). Wade earned the designation of Master Strength and Conditioning Coach from the Collegiate Strength and Conditioning Coaches Association in 2013. Wade is married to Amber and the couple has two children, Burgess and William.

**WADE AT A GLANCE**

<b>YEARS</b>	<b>POSITION</b>
1992-94	Nebraska Wesleyan, Player
1996-2013	Nebraska, Assistant Strength & Conditioning Coach
<b>2014-</b>	<b>Tampa Bay Buccaneers, Assistant Strength &amp; Conditioning Coach</b>



## GEORGE WARHOP OFFENSIVE LINE COACH



George Warhop begins his second season as offensive line coach with the Tampa Bay Buccaneers.

Warhop joined the Buccaneers after five seasons with Cleveland (2009-13) as the offensive line coach. While with the Browns, Warhop coached tackle Joe Thomas to Pro Bowl and All-Pro honors each season. Warhop also helped center Alex Mack to an all-rookie selection in 2009, while also earning Pro Bowl berths in 2010 and 2013, with a second-team All-Pro selection in 2013.

Prior to joining Cleveland, Warhop spent four seasons with San Francisco (2005-08), helping running back Frank Gore record three consecutive 1,000-yard seasons, including a franchise-record 1,695 in 2006. Warhop joined the 49ers after two seasons with Dallas (2003-04), where he helped tackle Flozell Adams and guard Larry Allen earn Pro Bowl berths each year.

Warhop got his start in the NFL as an assistant offensive line coach with St. Louis (1996-97) before becoming the offensive line coach in Arizona (1998-2002). Before entering the NFL, Warhop spent 11 seasons as a collegiate coach at Kansas (1984-86), Vanderbilt (1987-89), New Mexico (1990-91), Southern Methodist (1993) and Boston College (1994-95). Warhop also spent two seasons as a coach for the London Monarchs in NFL Europe (1991-92).

A former center at the University of Cincinnati, Warhop got his start in coaching as a student assistant at his alma mater in 1983.

### WARHOP AT A GLANCE

YEARS	POSITION
1979-1980	Mount San Jacinto College, Player
1981-1982	University of Cincinnati, Player
1983	Cincinnati, Student Assistant Coach
1984-85	Kansas, Graduate Assistant
1986	Kansas, Assistant Offensive Line Coach
1987-88	Vanderbilt, Tackles and Tight Ends
1989	Vanderbilt, Offensive Line Coach
1990	New Mexico, Offensive Line Coach
1991-92	London Monarchs (NFL Europe), Offensive Coordinator
1993	Southern Methodist, Offensive Line Coach
1994-95	Boston College, Offensive Line Coach
1996-97	St. Louis Rams, Assistant Offensive Line Coach
1998-2002	Arizona Cardinals, Offensive Line Coach
2003-04	Dallas Cowboys, Offensive Line Coach
2005-08	San Francisco 49ers, Offensive Line Coach
2009-13	Cleveland Browns, Offensive Line Coach
<b>2014-</b>	<b>Tampa Bay Buccaneers, Offensive Line Coach</b>

## ANDREW WEIDINGER OFFENSIVE QUALITY CONTROL



Andrew Weidinger begins his first season as offensive quality control with the Tampa Bay Buccaneers in 2015.

Weidinger joined the Buccaneers after eight seasons with the Atlanta Falcons (2007-14). He got his start with the Falcons working as a personnel scout in 2007, before working as the assistant to the Head Coach/offense for four seasons (2008-11).

In 2012, Weidinger was named offensive assistant, working with an Atlanta offense that ranked in the top 10 in points per game and passing yards per game. Weidinger worked as the offensive assistant for three seasons (2012-14).

Before joining Atlanta, Weidinger spent seven seasons working at the University of Arizona (2000-07), serving in a number of positions, including Assistant Director of Football Operations.

Weidinger earned a degree in political science in May of 2004 and completed his master's degree in Information Resources and Library Sciences in May of 2007. He interned with the Falcons in the 2006 pre-season.

### WEIDINGER AT A GLANCE

YEARS	POSITION
2000-07	University of Arizona, Asst. Director of Football Operations
2007	Atlanta Falcons, Personnel Scout
2008-11	Atlanta Falcons, Assistant to the Head Coach
2012-14	Atlanta Falcons, Offensive Assistant
<b>2015-</b>	<b>Tampa Bay Buccaneers, Offensive Quality Control</b>

## ALL-TIME COACHES ROSTER

Brian Angelichio	Tight Ends	2012-13
Marcus Arroyo	Quarterbacks	2014
Mark Asanovich	Strength and Conditioning	1996-01
Wendell Avery	Offensive Assistant	1999-00
<b>Mike Bajakian</b>	<b>Quarterbacks</b>	<b>2015-</b>
Joe Baker	Defensive Backs	2009
	Linebackers	2010-11
<b>Butch Barry</b>	<b>Assistant Offensive Line</b>	<b>2015-</b>
Joe Barry	Linebackers	2001-06, 2009
Tom Bass	Linebackers	1977
	Defensive Coordinator/Linebackers	1978-80
	Defensive Coordinator	1981
Jeremy Bates	Offensive Quality Control	2002-03
	Assistant Quarterbacks	2004
Jim Bates	Defensive Coordinator	2009
Maxie Baughan	Linebackers	1992-95
Larry Beightol	Offensive Line	1987-88
Leeman Bennett	Head Coach/Vice President	1985-86
Tim Berbenich	Offensive Quality Control	2006-07
	Assistant Running Backs	2008
	Assistant Wide Receivers	2009-11
Richard Bisaccia	Special Teams	2002-05
	Special Teams Coordinator	2006-07
	Associate Head Coach/Special Teams & Running Backs	2008
	Associate Head Coach/Special Teams Coordinator	2009-10
John Bobo	Offensive Assistant	1987-88
	Offensive Line	1989-90
<b>Dave Borgonzi</b>	<b>Defensive Quality Control</b>	<b>2014-</b>
Bob Bostad	Offensive Line	2012-13
Casey Bradley	Defensive Quality Control	2006
	Linebackers	2007-08
Tommy Brasher	Defensive Line	1990
Greg Brown	Offensive Aide	1985-86
Kippy Brown	Running Backs	1995
Willie Brown	Wide Receivers	1976, 1978
	Running Backs	1977
Fred Bruney	Assistant Head Coach/Defensive Coordinator	1990
John Brunner	Offensive Moderator	1984
Greg Burns	Defensive Backs	2006
Jay Butler	Head Strength and Conditioning	2012-13
Earnest Byner	Running Backs	2012-13
<b>Gill Byrd</b>	<b>Cornerbacks</b>	<b>2014-</b>
Jim Caldwell	Quarterbacks	2001
Louis Campbell	Defensive Assistant	1989
Bob Casullo	Tight Ends	2007-08
George Chaump	Running Backs	1979-81
Clyde Christensen	Tight Ends	1996-98
	Quarterbacks	1999-00
	Offensive Coordinator	2001
Michael Christianson	Assistant Offensive Line/Offensive Quality Control	2002
Ken Clarke	Defensive Line	1994-95
Bill Clay	Defensive Assistant	1987
Joel Collier	Offensive Assistant	1990
Ron Cooper	Defensive Backs	2012

Mark Cotney	Defensive Aide	1986
Bryan Cox	Defensive Front Seven	2012
	Pass Rush Specialist	2013
Johnny Cox	Defensive Quality Control	2008
Larry Coyer	Assistant Head Coach/Defensive Line	2007
	Assistant Head Coach	2008
Sylvester Croom	Running Backs	1987-90
<b>Joe Cullen</b>	<b>Defensive Line</b>	<b>2014-</b>
David Culley	Wide Receivers	1994-95
Joe Diange	Strength and Conditioning	1984-86
Boyd Dowler	Receivers	1980-82
	Quarterbacks	1983-84
Mike DuBose	Defensive Line	1987-89
Tony Dungy	Head Coach	1996-01
Les Ebert	Strength and Conditioning Assistant	1999-01
Herman Edwards	Assistant Head Coach/Defensive Backs	1996-00
Frank Emanuel	Special Teams	1982
	Kicking Teams	1983
<b>Jon Embree</b>	<b>Tight Ends</b>	<b>2014-</b>
Ejiro Evero	Defensive Quality Control	2007-09
Jeff Fitzgerald	Defensive Assistant	1990-92
	Defensive/Offensive/Administrative Assistant	1993
P.J. Fleck	Wide Receivers	2012
Chris Foerster	Offensive Line	1996-01
Wayne Fontes	Secondary	1976-81
	Defensive Coordinator/Secondary	1982-83
	Assistant Head Coach/ Defensive Coordinator/Secondary	1984
Jethro Franklin	Defensive Line	2006
Bob Fraser	Linebackers	2012
	Assistant Defensive Coordinator	2013
Jerry Frei	Offensive Line	1976-77
Dennis Fryzell	Special Teams	1976-77
Phil Galiano	Assistant Special Teams	2012-13
John Garrett	Wide Receivers	2013
Joe Gibbs	Offensive Coordinator/Offensive Backs	1978
Abe Gibron	Defensive Coordinator/Defensive Line	1976
	Chief Assistant/Defensive Line	1977-80
	Defensive Line	1981-84
Garrett Giomont	Strength and Conditioning	2003-05
Bob Gilmartin	Assistant Strength and Conditioning	2012-13
Doug Graber	Defensive Coordinator/Secondary	1987-89
Dennis Green	Strength and Conditioning Assistant	1992
Jay Gruden	Offensive Assistant	2002-08
Jim Gruden	Running Backs	1982-83
Jon Gruden	Head Coach	2002-08
Nathaniel Hackett	Offensive Quality Control	2006-07
Paul Hackett	Quarterbacks	2005-07
Jeff Hafley	Assistant Defensive Backs	2012
	Safeties	2013
Ray Hamilton	Defensive Line Assistant	1991
Tim Harkness	Receivers	1991
<b>Andrew Hayes-Stoker</b>	<b>Wide Receivers</b>	<b>2014</b>
Kim Helton	Offensive Line	1983-86
Tim Holt	Offensive Assistant	2010
	Assistant Offensive Line	2011
Skip Husbands	Offensive Line	1976-78



Harold Jackson	Wide Receivers	1992-93
Jeff Jagodzinski	Offensive Coordinator	2009
Bill Johnson	Offensive Line	1979-82
Kent Johnston	Strength and Conditioning	1987-91
<b>Dave Kennedy</b>	<b>Head Strength and Conditioning</b>	<b>2014-</b>
Chris Keenan	Assistant Strength and Conditioning	2009-11
Eddie Khayat	Defensive Line	1992-93
Monte Kiffin	Defensive Coordinator	1996-2008
Joe Kines	Outside Linebackers	1987-88
	Linebackers	1989-90
<b>Dirk Koetter</b>	<b>Offensive Coordinator</b>	<b>2015-</b>
Bill Kollar	Kicking Teams	1984
Aaron Komarek	Strength and Conditioning Assistant	1996-99
Aaron Kromer	Senior Assistant	2005
	Senior Assistant/Offensive Line	2006-07
Phil Krueger	Offensive Backs	1976
	Research and Development	1977-78
	Assistant to the President/Special Teams	1979-80
Hank Kuhlmann	Offensive Coordinator/Running Backs	1991
Jimmy Lake	Assistant Defensive Backs	2006-07
	Defensive Backs	2010-11
Don Lawrence	Defensive Line	1985-86
Bob Ligashesky	Special Teams Coordinator	2012
Dale Lindsey	Linebackers	1991
Steve Logan	Running Backs	2009-11
Alan Lowry	Special Teams/Tight End	1991
Steve Loney	Assistant Offensive Line	2012-13
Tem Lukabu	Defensive Assistant	2012-13
Johnnie Lynn	Defensive Backs	1994-95
Pete Mangurian	Offensive Line	2009-10
Richard Mann	Wide Receivers	2002-08
	Assistant Head Coach/Wide Receivers	2009
Joe Marciano	Special Teams	1996-01
Rod Marinelli	Defensive Line	1996-01
	Assistant Head Coach/Defensive Line	2002-05
<b>Larry Marmie</b>	<b>Senior Defensive Assistant</b>	<b>2014-</b>
Carl Mauck	Offensive Line	1991
Ben McDaniels	Offensive Assistant	2012-13
John McKay	Head Coach/Vice President	1976-84
Keith Millard	Defensive Line	2011
Ron Middleton	Tight Ends/Assistant Special Teams	2004-06
Randy Melvin	Defensive Line	2012-13
Mike Morris	Strength and Conditioning Assistant	2002-05
	Head Strength and Conditioning	2006-08
Pat Morris	Offensive Line	2011
Raheem Morris	Defensive Quality Control	2002
	Defensive Assistant	2003
	Assistant Defensive Backs	2004-05
	Defensive Backs	2007-08
	Head Coach	2009^11
Chris Mosley	Assistant Offensive Line	2009
	Assistant Defensive Line	2010
Bill Muir	Offensive Coordinator/Offensive line	2002-08
Mike Mularkey	Quality Control	1994
	Tight End	1995
Chip Myers	Receivers	1983-84

Tony Nathan	Running Backs	1996-01
<b>Hardy Nickerson</b>	<b>Linebackers</b>	<b>2014-</b>
Robert Nunn	Defensive Line	2009
Bill Nelsen	Quarterback and Receivers	1977, 1979
	Quarterbacks	1978, 1980-82
<b>Kevin O'Dea</b>	<b>Defensive Assistant</b>	<b>1996-00</b>
	<b>Offensive Assistant</b>	<b>2001</b>
	<b>Special Teams Coordinator</b>	<b>2014-</b>
Tony Oden	Cornerbacks	2013
Ray Oliver	Strength and Conditioning	1992
Greg Olson	Quarterbacks	2008
	Offensive Coordinator/Quarterbacks	2009
	Offensive Coordinator	2010-11
	Strength and Conditioning	2002
Johnny Parker	Quarterbacks	2002-03
Stan Parrish	Quarterbacks	2002-03
Herb Paterra	Inside Linebackers	1987-88
Willie Peete	Running Backs	1992-94
Ray Perkins	Head Coach/V.P.-Football Operations	1987-90*
Floyd Peters	Defensive Coordinator/Defensive Line	1991
	Defensive Coordinator	1992-94
	Defensive Quality Control	2011
Tyrone Pettaway	Defensive Quality Control	2011
Mike Phair	Assistant Defensive Line	2014
<b>Carlos Polk</b>	<b>Assistant Special Teams</b>	<b>2014-</b>
Ricky Porter	Offensive Assistant	1996
Tom Pratt	Defensive Line	1995
Jim Pyne	Offensive Quality Control	2003-04
Vic Rapp	Running Backs	1985-86
John Rauch	Offensive Coordinator/Quarterbacks	1976
Jimmy Raye	Offensive Coordinator/Quarterbacks	1985-86
	Senior Offensive Assistant	2012
Dick Roach	Defensive Backs	1985-86
Alfredo Roberts	Tight Ends	2009-11
Brad Roll	Strength and Conditioning	1993-95
Tom Schertz	Offensive Assistant	1991
Greg Schiano	Head Coach	2012-13
Turk Schonert	Quarterbacks	1992-95
Larry Seiple	Receivers	1985-86
Steve Shafer	Defensive Backs	1991-93
Dan Shamash	Quality Control to the Head Coach	2012-13
Kyle Shanahan	Offensive Quality Control	2004-05
Bill Sheridan	Defensive Coordinator	2012-13
Doug Shively	Defensive Coordinator/Linebackers	1985
John Shoop	Quarterbacks	2004
Mike Shula	Offensive Assistant	1988-89
	Quarterbacks	1990
	Offensive Coordinator	1996-99
Kurtis Shultz	Assistant Strength and Conditioning	2006-08
	Head Strength and Conditioning	2009-11
Harry Smith	Strength Coach	1976-79
<b>Lovie Smith</b>	<b>Linebackers</b>	<b>1996-00</b>
	<b>Head Coach</b>	<b>2014-</b>
<b>Mikal Smith</b>	<b>Safeties</b>	<b>2014-</b>
<b>Miles Smith</b>	<b>Intern Coach</b>	<b>2014</b>
	<b>Defensive Quality Control</b>	<b>2015-</b>
Robb Smith	Linebackers	2013
<b>Tim Spencer</b>	<b>Running Backs</b>	<b>2014-</b>

Jim Stanley	Defensive Coordinator	1986
Les Steckel	Offensive Coordinator	2000
<b>Ben Steele</b>	<b>Offensive Quality Control</b>	<b>2014-</b>
George Stewart	Special Teams/Tight Ends	1992-94
	Special Teams	1995
Rodney Stokes	Special Teams	1987-90
Byron Storer	Assistant Special Teams	2010-11
Grady Stretz	Defensive Line	2011
Dwayne Stukes	Special Teams Quality Control	2008

	Assistant Defensive Backs	2009-10
	Special Teams Coordinator	2011

Mike Sullivan	Offensive Coordinator	2012-13
Jeff Tedford	Offensive Coordinator	2014
Ricky Thomas	Offensive Assistant	1997-98
	Tight Ends	1999-01

Rusty Tillman	Defensive Coordinator	1995
Howard Tippett	Linebackers/Special Teams	1981, 1985-86

	Linebackers	1982-84
--	-------------	---------

Mike Tomlin	Defensive Backs	2001-05
Marc Trestman	Quarterbacks	1987

Ron Turner	Quarterbacks	2012
Art Valero	Tight Ends	2002-03

	Running Backs	2004-05
	Assistant Head Coach/Running Backs	2006-07

Alex Van Pelt	Quarterbacks	2010-11
<b>Joe Vaughn</b>	<b>Assistant Strength and Conditioning</b>	<b>2012-</b>

Dick Voris	Linebackers	1976
Dave Wannstedt	Special Teams Coordinator	2013

<b>George Warhop</b>	<b>Offensive Line</b>	<b>2014-</b>
Todd Wash	Defensive Quality Control	2007

	Defensive Line	2008-10
Morris Watts	Quarterbacks	1991

<b>Andrew Weidinger</b>	<b>Defensive Quality Control</b>	<b>2015-</b>
Matt Wiegand	Assistant Offensive Line	2014

Chris Wiesehan	Offensive Assistant	2005
Alan Williams	Defensive Assistant	2001

Charlie Williams	Wide Receivers	1996-01
Richard Williamson	Wide Receivers	1987-89

	Assistant Head Coach/Wide Receivers	1990
	Head Coach	1990-91**

Kirby Wilson	Running Backs	2002-03
Richard Wood	Defensive Assistant	1991

Joe Woods	Defensive Quality Control	2004-05
Sam Wyche	Head Coach/Director of Football Operations	1992-95

Bob Wylie	Offensive Line	1992-95
Eric Yarber	Wide Receivers	2010-11

George Yarno	Assistant Offensive Line	2008
--------------	--------------------------	------

\* Ray Perkins was head coach for the first 13 games of 1990

\*\* Richard Williamson was named head coach with three games remaining in 1990

^ Raheem Morris was named defensive coordinator on December 25, 2008 prior to being promoted to head coach on January 17, 2009

## **JON ROBINSON** DIRECTOR OF PLAYER PERSONNEL



Jon Robinson enters his second season with the Buccaneers in 2015, working as the director of player personnel. In this role, Robinson oversees all areas of the scouting department, both college and pro, including advance scouting, free agency preparation, evaluating players in the NFL and all other professional leagues, as well as assisting with college scouting and preparation for the NFL Draft.

This past spring, Robinson assisted negotiations and contract offers for the 2015 free agent class. Last season, he helped to bring in the team's waiver claims, including Jacques Smith, who contributed 6.5 sacks on the season.

Robinson joined the Buccaneers after 12 seasons with the New England Patriots (2002-2013), where he spent four seasons working with current Buccaneers General Manager Jason Licht (2002, 2009-11). Most recently, Robinson worked as the Patriots' director of college scouting (2009-13), helping oversee the drafting of several key contributors: wide receiver Julian Edelman (seventh round, 2009), defensive back Devin McCourty (first round, 2010), tight end Rob Gronkowski (second round, 2010), tackle Nate Solder (first round, 2011) and defensive end Chandler Jones (first round, 2012).

Prior to the 2008 season, Robinson spent two years as a regional scout (2006-07) and four years as an area scout (2002-05) for the Patriots. During his time in New England, Robinson was a part of an organization that won 10 division titles, four conference titles and two Super Bowls.

A native of Union City, Tennessee, Robinson signed with the U.S. Air Force Academy out of high school, before transferring to Southeast Missouri State, where he played for three seasons and earned his bachelor's degree in mathematics education. Following his playing career, he coached at his alma mater in 1998, before moving on to coach at Nicholls State for three seasons (1999-2001), where he worked until joining New England.

Jon and his wife, Jaimie, were married in 2002 and have two daughters, Taylor Brooke and Bailey Rae.



## MIKE BIEHL DIRECTOR OF COLLEGE SCOUTING



Mike Biehl enters his second season with Tampa Bay in 2014, working as the team's director of college scouting, where he is responsible for coordinating and compiling evaluations of all draft-eligible players, while overseeing the entire college scouting staff.

Biehl came to the Buccaneers with 16 seasons of NFL experience, including 13 seasons with the San Diego Chargers (2001-13). Biehl worked as the club's assistant director of college scouting for six seasons (2008-13), after being promoted from college scout (2001-07), where he scouted the Midwest region of the country. Over that span, the Chargers had the eighth-most wins in the NFL, won five AFC West division championships and made six playoff appearances.

Prior to his time with the Chargers, Biehl spent three seasons (1998-2000) working in the Buffalo Bills' personnel department, during which time the Bills had the NFL's sixth-best record and qualified for the playoffs twice.

A native of Champaign, Illinois, Biehl attended Illinois State University, where he earned a bachelor's degree in finance and a master's in sports management.

Mike and his wife, Kim, have two children: son, Nathan, and daughter, Kendall.

## MIKE GREENBERG DIRECTOR OF FOOTBALL ADMINISTRATION



Mike Greenberg enters his sixth season with the Buccaneers and third as director of football administration, having spent the previous two seasons as the coordinator of football administration, and originally joining the club as player personnel assistant in 2010.

Greenberg works directly with General Manager Jason Licht on all aspects of the salary cap, contract negotiations, compliance with the NFL's Collective Bargaining Agreement, as well as Club's financial and strategic planning. He also oversees budgeting for all football operations, including the coaching, scouting, video, athletic training, equipment, strength and conditioning and player development departments.

Greenberg joined the Buccaneers after working with the New York Jets as a football administration intern in 2008 and 2009. He also spent time working as a law clerk for the National Football League's Management Council and as a summer associate at Jaspán Schlesinger LLP.

Greenberg graduated with honors from Cornell University in 2007 with a Bachelor of Science degree in policy analysis and management, and with a Juris Doctor from Hofstra University School of Law in 2010. He also was the research editor for the Hofstra Law Review. Greenberg is licensed to practice law in New York and New Jersey. Mike and his wife, Ilana, reside in Tampa.

## SHELTON QUARLES DIRECTOR OF FOOTBALL OPERATIONS



After spending 10 seasons (1997-2006) establishing himself as one of the best linebackers in Buccaneers history, Quarles joined Tampa Bay's front office. This season, Quarles enters his second year as director of football operations, after spending two seasons as director of pro scouting, a title he earned after two years as coordinator of pro scouting and four years as a pro scout for Tampa Bay.

In his current role, Quarles will work directly with the head coach and general manager in organizing day-to-day operations of the team, while assisting with roster management and contract negotiations, advising the pro personnel department on advance scouting and overseeing all player travel and transportation.

While operating as director of pro scouting, Quarles was in charge of handling the team's pro personnel staff and evaluating players. Working as the coordinator of pro scouting, Quarles was responsible for coordinating the advance scouting of the Buccaneers opponents as well as organizing player workouts. During his time as a pro scout, Quarles' responsibilities included the in-season scouting of Buccaneers opponents and all NFL free agents. He also participated in the scouting and evaluation of the Tampa Bay roster. In 2007, his first season in the front office, Quarles helped guide the Buccaneers to the NFC South division title. In 2010, Quarles helped the Buccaneers to a 10-6 record, finding multiple players via free agency and waivers that made significant contributions to the team.

During his 10 seasons on the field, Quarles helped lead the Buccaneers to three division titles (1999, 2002 and 2005) while also earning a world championship following the 2002 season in Super Bowl XXXVII. He also made his first Pro Bowl appearance in 2002 as a member of the top-ranked defensive unit in the NFL. Overall, Quarles was a member of a Buccaneers defense that ranked first in the NFL in total defense on two occasions (2002 and 2004) and finished the season in the Top 10 in eight of his 10 years as a player.

Quarles' decade of service left its mark on the Buccaneers' record book. His 148 career games played and 113 career starts as a Buccaneer rank eighth and ninth, respectively, in team history. He also ranks fourth in team annals with 985 career tackles, including a career-high and team-best 196 tackles in 2005, the third-highest total in a single season in team history. Quarles played all three linebacker positions during his career and is the first and one of only two players in team history to record a touchdown and a safety (also Rondé Barber) during their career. In 1999, he posted a team-record 31 special teams tackles and in 2001, Quarles recorded the longest play in team history with a 98-yard interception return for a touchdown. He also earned numerous awards during his playing career, including the NFL Unsung Hero Award in 2002, the Buccaneers Man of the Year Award in 2004 and the Ed Block Courage Award in 2006.

Quarles was, and remains, one of the most philanthropic figures in the Tampa Bay area. Since its inception in 2004, the Shelton Quarles' IMPACT Foundation has had the mission of benefiting at-risk children, youth and their families by providing assistance, programs and events designed to build self-esteem, provide unique life changing opportunities and help them to set and achieve their life goals. The IMPACT Foundation has raised over \$500,000 and impacted the lives of over 3,000 at-risk single-parent families in the Tampa Bay Area.

Shelton Quarles' IMPACT Foundation's signature program is the Home Blitz, formerly known as Mothers' Day Miracles. At-risk single-parent families are nominated for the Home Blitz program and once selected, they receive a complete home makeover. This makeover, valued at over \$40,000 for each family, includes furniture, home décor, interior design services, lawn care, supplies, food and more. Each family is sent away on an all-expense paid vacation as their home is being transformed.

Quarles and his IMPACT Foundation host several fundraising events throughout the year. Shelton Quarles' Celebrity Waiter Night gives guests a chance to have their order taken, drinks poured, dinner served and dessert delivered by Quarles and some of Tampa's well-known celebrities and sports figures. Quarles also hosts the Transitions Championship Celebrity Pro-Am, which benefits his IMPACT Foundation. For more information on Shelton Quarles' IMPACT Foundation, please visit [www.sheltonquarles.org](http://www.sheltonquarles.org).

Quarles has also participated in many charitable endeavors through the Buccaneers organization. In the 2011 offseason, along with former Buccaneers Mike Alstott, the late Lee Roy Selmon and Doug Williams, Quarles signed autographs at a local mall to help raise funds and awareness for the earthquake victims in Haiti. Together, the group helped raise over \$125,000 for the Red Cross. In 2007, he walked the runway for the “Fashion Funds the Cure” fashion show to benefit the Pediatric Cancer Foundation and that same year, Quarles traveled with three other NFL players to visit U.S. troops at military bases throughout the Persian Gulf as part of the NFL-USO program.

Upon Quarles’ retirement, Florida Governor Charlie Crist named him as chairman of the Tampa Bay Area Regional Transportation Authority, a position in which he served from September 2007 to September 2009. As chairman, Quarles led a seven-county, 15-member board that had a stated goal of building a transportation master plan to tackle the significant transportation issues facing the greater Tampa Bay area. He stepped down from this responsibility in order to dedicate his full time and attention to the Buccaneers. Currently, Quarles serves on the Board of Directors for Tampa General Hospital (September 2009-present) and also sits on the Celebration of Literacy Committee as an Honorary Host Committee member for Celebration of Reading. This year, Quarles was named the Trailblazer of Our Children’s Future by the Hillsborough County Sheriff’s Office and won the Tower of Achievement Award for outstanding leadership and contributions by the USF Area Community Civic Associations.

An avid golfer, in the spring of 2009, Quarles was part of the winning foursome in the Transitions Championship Pro-Am at Innisbrook.

Quarles is married to Damaris and the couple resides in Tampa with their daughter, Gabriela Nicole, and sons, Shelton Eugene Jr. and Carlos Antonio.

## ROB McCARTNEY PRO SCOUTING COORDINATOR



Rob McCartney enters his fifth season with the Buccaneers and first as pro scouting coordinator. McCartney spent the 2014 season as a national scout, following two seasons as a pro scout, a title he earned after being elevated from a pro personnel assistant.

As pro scouting coordinator, McCartney will oversee the Buccaneers pro personnel staff, along with the evaluation of opponents, advance reports, pro leagues, free agents and trade prospects.

While working as a national scout, McCartney was responsible for scouting top college prospects east of the Mississippi River.

As a pro scout, McCartney assisted Tampa Bay’s pro personnel department with advance scouting of the Buccaneers’ opponents, as well as organizing player workouts and the evaluation of all pro leagues. McCartney also assisted the head coach and general manager in the evaluation of free agents.

McCartney came to Tampa Bay after working as a player personnel intern for the Pittsburgh Steelers organization from 2009-10 and as a summer intern in the player personnel department from 2006-08.

McCartney graduated from the University of South Carolina in 2009 with a Bachelor of Science degree in sport and entertainment management. He is currently engaged and resides in Tampa.

## ZACK GROSSI

### PRO SCOUT



Zack Grossi enters his second season with the Buccaneers and first as a pro scout, after being elevated from scouting assistant in 2015.

As a pro scout, Grossi will assist Coordinator of Pro Scouting Rob McCartney with advance scouting of upcoming opponents, evaluating players from all professional leagues, organizing player workouts and assisting with free agency and college evaluations.

Prior to his time with Tampa Bay, Grossi worked as an offensive graduate assistant, tight ends coach and video coordinator for his alma mater, Concord University.

A native of Tampa, Florida Grossi earned a bachelor's degree in recreation and tourism management from Concord University in 2013. Grossi is currently engaged to Jacqueline Freeman and resides in Odessa, Florida.

## STEVE WEST

### PRO SCOUT



Steve West enters his third season with the Buccaneers and second as a pro scout, after being elevated from scouting assistant in 2014.

As a pro scout, West will assist Coordinator of Pro Scouting Rob McCartney with advance scouting of upcoming opponents, evaluating players from all professional leagues, organizing player workouts and assisting with free agency and college evaluations.

West began his NFL career in 2009, working as an offensive assistant for the Oakland Raiders, a position he held for three years, before joining the New York Jets in 2012, where he worked as a pro personnel/football operations assistant.

A native of Bayonne, New Jersey, West earned a bachelor's degree in business administration from Saint Joseph's in 2007 and received a master's in sport management from the University of San Francisco in 2010. West is currently single and resides in Tampa.



**BYRON KIEFER**  
NATIONAL SCOUT

Byron Kiefer enters his 11th season overall and first as a nation scout. Kiefer spent the previous nine seasons working as an area scout. He has been a part of two NFC South division championships (2005 and 2007).

Previously, Kiefer was the Buccaneers' National Football Scouting representative, in which his focus was scouting players in the Southeast as well as working with the NFL combine, where he helped the NFL select invitees to the annual event.

He began his career with the Buccaneers as a pro personnel assistant in 2005. In this role, Kiefer assisted in daily transactions and coordinated player tryouts. He also assisted in scouting other pro leagues, including NFL Europa, CFL and AFL.

Prior to joining the Buccaneers, Kiefer worked in the University of South Florida football office during the 2003 season, assisting with football operations and recruiting. He also worked as a trade support associate at Raymond James Financial from 2003-05.

Kiefer graduated from Mercer University in 2003. He was a letterman pitcher on the Mercer University Baseball team. Kiefer and his wife, Mirela, have two sons, Tyson and Nolin. They reside in St. Petersburg, Florida.

**ANDY SPEYER**  
NATIONAL SCOUT

Andy Speyer enters his second season with the Buccaneers, working as a national scout. In his role as national scout, Speyer will be responsible for scouting college prospects west of the Mississippi

Speyer joined Tampa Bay after 12 seasons working with the Philadelphia Eagles' player personnel department, including 11 as a college scout, covering the Southwest, Midwest and Northeast regions at various points during that time. While with Philadelphia, Speyer was a member of an organization that won six division titles and one conference title. Speyer got his start with the Eagles as a training camp intern in 2001 and worked as a pro personnel intern in 2002.

A native of Spring, Texas, Speyer played collegiately at Ricks College (Rexburg, Idaho), before serving a two-year LDS mission in Pocatello, Idaho. Speyer returned to Ricks for one semester before transferring to the University of Utah and earning his undergraduate degree in business management. He also earned a MBA and a master's degree in sports administration from Ohio University.

Speyer and his wife, Lynette, have two sons, Braden and Kahler, and a daughter, Hailey.

## DONOVAN COTTON COLLEGE SCOUT



Donovan Cotton enters his second season with the Buccaneers and his first as an area scout, after spending the 2014 season as a scouting assistant.

In Cotton's current role, he will be responsible for evaluating colleges in the southwest portion of the country. As a scouting assistant, Cotton assisted in player evaluations, organizing and executing free agent workouts and helping in draft preparations.

Prior to joining the Buccaneers, Cotton worked as a player personnel scouting intern for the Seattle Seahawks in 2013, tracking depth charts, completing player reports and monitoring the waiver wire, amongst other duties. He got his start in the NFL with the Green Bay Packers in 2011, working as a training camp scouting intern.

Cotton graduated from Norfolk State with a Bachelor of Business Entrepreneurship in 2011. He is single and resides in Tampa.

## ANDRE FORDE COLLEGE SCOUT



Andre Forde enters his seventh season with the Buccaneers as an area scout.

Prior to beginning with the Buccaneers, Forde served as varsity wide receivers coach for Coral Glades High School, and, after that, was owner of Men of Valor Football and Speed Training, which provides individualized football training with the focus on speed and football development.

Forde graduated with a B.A. in sociology from the University of Buffalo in New York in 2003. He was a four-year letterman at wide receiver and kick returner at the University of Buffalo, where he was a MAC Scholar Athlete every season. Forde played wide receiver for the Tulsa Talons of the AFL in 2006 and 2007, and spent time in the NFL with the Chicago Bears and Indianapolis Colts as well as the Amsterdam Admirals with NFL Europe.

Forde and his wife Patrice reside in south Florida with their three children: Hannah, Jeremiah and Isaiah.

## TONY HARDIE COLLEGE SCOUT



Tony Hardie enters his fifth season with the Buccaneers as an area scout.

Hardie began with the Buccaneers working as the team's combine scout covering the Southeast region for National Football Scouting, before scouting the Mountain West and mid-Atlantic regions of the United States.

Prior to joining the Buccaneers, Hardie worked on the football staffs at Northwestern University (2010-11) and at the University of Chicago (2007-09).

Hardie served as the director of defensive quality control and defensive quality control/player personnel assistant with the Wildcats and was the cornerback coach and video coordinator on the Chicago staff. In 2010, he helped guide Northwestern to an appearance in the 2011 TicketCity Bowl.

Hardie graduated from Notre Dame with a Bachelor of Business in finance in 2007. He is single and resides in Charlotte, North Carolina.

## BRIAN HUDSPETH COLLEGE SCOUT



Brian Hudspeth enters his seventh season with the Buccaneers as a college scout, and his fourth as an area scout.

In his 15th season overall, Hudspeth spent the previous two years working as a national scout, where he was responsible for scouting the entire country with an emphasis on the southern region.

In his first three seasons with the team, Hudspeth was responsible for scouting a portion of the southern United States, including Florida, Louisiana, Mississippi, Oklahoma, Texas and selected schools in Arkansas and Tennessee.

Hudspeth spent five seasons (2004-08) with the Houston Texans prior to joining the Buccaneers. He served as a college scout from 2006-08, covering the Southeast and Southwest regions while cross checking the Mid-Atlantic. Prior to his appointment to that position, he served as a pro and college scouting assistant for Houston from 2004-05. Hudspeth joined the Texans after working for the Atlanta Falcons in player personnel from 2001-04. He filled various roles for the Falcons, including player personnel/football systems analyst in 2003-04, scouting assistant in 2002 and scouting intern in 2001.

Before joining the NFL, Hudspeth served on the football operations staff at the University of Tennessee from 1998-2001. He was a graduate assistant on the 1998 Volunteers staff that won the first-ever BCS National Championship, 1998 SEC Championship vs. Mississippi State and 1999 Fiesta Bowl over Florida State with a perfect 13-0 record. As a member of the Volunteers, Hudspeth was also a part of the 2000 Fiesta Bowl vs. Nebraska and 2001 Cotton Bowl vs. Kansas State. Hudspeth arrived at Tennessee after spending the 1996-97 seasons as an intern assistant coach at Petal (Mississippi) High School.

Hudspeth earned his Masters of Science degree from the University of Tennessee in 1999 and Bachelor of Arts degree from the University of Southern Mississippi in 1997. The New Albany, Mississippi native is single and resides in Tampa.

## TONY KINKELA COLLEGE SCOUT



Tony Kinkela enters his seventh season overall with the Buccaneers and his fifth as an area scout. Kinkela originally joined Tampa Bay as a combine scout, focusing on the NFL combine and working with the NFL in selecting invitees to the annual event.

Prior to joining the Buccaneers, he spent three seasons as the Director of Football Operations for the Tulane Green Wave from 2006-08.

During the 2004 and 2005 campaigns, Kinkela was the assistant director of football operations at Washington State. He also served as the assistant to the recruiting coordinator during the same period, coordinating on campus official and unofficial visits and oversaw the recruiting film system. As a member of the Cougars' staff, Kinkela was a part of Washington State's 2003 Rose Bowl and Holiday Bowl teams, and the 2001 Sun Bowl squad.

As a student at WSU, Kinkela served as a student assistant for the football team from 2001-04, and was a student representative for the NCAA Peer Review Board from 2001-02. A native of Graham, Washington, he received his bachelor's degree in sport management in 2004 and his master's degree in education administration in 2011 from Washington State. Kinkela resides in Bonney Lake, Washington with his wife, Merilee and their son Koen.

## PAT PERLES PLAYER PERSONNEL SCOUT



Pat Perles enters his second season with Tampa Bay in 2015, working as a player personnel scout.

In his current capacity, Perles scouts select prospects across the United States.

Perles spent the 2013 seasons as the offensive line coach at Syracuse University. Prior to his time with the Orange, he spent three seasons working with the Kansas City Chiefs, as defensive quality control/assistant linebackers coach (2009) and assistant offensive line coach (2010-11).

Before joining the Chiefs, Perles spent nine seasons in the collegiate ranks, working for North Dakota State (2003-08) and Michigan State (2000-02), his alma mater. Perles worked in the Canadian Football League for six seasons, coaching the offensive line for three teams: the Saskatchewan Roughriders (1994-96), the Winnipeg Blue Bombers (1997) and the Hamilton Tiger-Cats (1998-99), winning a Grey Cup title in his final year with Hamilton.

Perles began his coaching career at the University of Toledo, where he tutored the defensive line for three seasons (1989-91), before joining the Los Angeles Rams as a defensive assistant for two years (1992-93).

A Detroit native, Perles is the son of George Perles, who served 12 seasons as the head coach at Michigan State (1983-94). Pat played for his father from 1983-86. He and his wife Karen have three children: Hannah, Joseph and Julia.



## SPENCER DILLE

### DIRECTOR OF FOOTBALL TECHNOLOGY



Spencer Dille enters his fourth season with the Buccaneers in 2015 as director of football technology.

Dille is responsible for the development and maintenance of all football-related software and technology. He works closely with the front office, scouting department, trainers and coaching staff in the implementation of the latest technology and football-related applications. Additionally, Dille serves as a liaison between the information technology department and football operations, helping to troubleshoot a variety of technological issues on a continual basis.

Prior to joining the Buccaneers, he spent seven years (2004-11) with COMANCO Environmental Corporation, managing and developing their operational technology. From 2011-2012, he worked with Kobie Marketing, developing their loyalty management software platform. Dille received both his Bachelors of Computer Engineering and Masters of Computer Science degrees from the University of Minnesota.

Dille resides in Lithia with his wife Deborah, their three children, Ameila, Erik and Josephine.

## ANDRES TRESCASTRO

### DIRECTOR OF TEAM SECURITY



Andres Trescastro enters his 18th season with the Tampa Bay Buccaneers and his 17th as the Director of Security. Trescastro handles all of the team's security investigation, working hand-in-hand with all local law enforcement agencies, for the protection and safety of all coaches, players and ownership groups at the main offices, on the road and at all events.

Trescastro's current responsibilities with the team include providing security for the entire coaching staff and all players, assisting TSA officials in securing buses and charter flights, organizing police escorts and safeguarding hotel facilities while on the road and during training camp.

A veteran security director with more than 32 years of experience, Trescastro is a graduate of the Florida Department of Law Enforcement, as well as the Tampa Police Academy and Hillsborough County Sheriff Reserve Force. Trescastro also owns extensive training in field investigation and advanced surveillance/advance protocol and has led high-level security teams for several Presidential visits to the Tampa area, as well as visits from the Royal Family. He was also the Security Director for the Tampa Bay Buccaneers Super Bowl XXXVII Championship team.

Trescastro has worked to make Raymond James Stadium one of the safest venues in the NFL. He instituted the first protocol for TSA screening at team facilities prior to away game travel in 2000 and brought that same process, which is now used league-wide, to Raymond James Stadium, becoming the first NFL stadium to use it.

Prior to joining the Buccaneers, Trescastro worked at Beneficial Savings and Loan Corporation from 1983-97.

A native of Cuba, Trescastro currently resides in South Tampa. He has three children: daughter Elena, who is attending Florida State; son, Christian who recently graduated from Plant High School; and daughter, Danae currently attending Plant High School.

## **DUKE PRESTON** DIRECTOR OF PLAYER ENGAGEMENT



Duke Preston joins the Buccaneers in 2015 for his first season as the director of player engagement.

Preston comes to Tampa Bay from the University of Notre Dame, where he worked as the football team's Director of Player Development (April 2014-February 2015), following time spent as Director of Student-Athlete Welfare & Development (January 2013-April 2014). Prior to joining Notre Dame, Preston worked as an Area Director/Program Spokesman for the Fellowship of Christian Athletes (July 2010-January 2013).

As director of player development, Preston will focus on the personal and professional growth of players through guidance and support, with a focus in five core areas: career development, career transition assistance, continuing education, financial education and player assistance services.

Preston – a former offensive lineman – played collegiately at the University of Illinois, before being drafted in the fourth round (122nd overall) of the 2005 NFL Draft by the Buffalo Bills. In a four-year NFL career, Preston played in 59 games with 20 starts, spending time with the Bills, the Green Bay Packers and the Dallas Cowboys. While at Illinois, Preston earned a bachelor's degree in Speech Communication and began work on a master's degree in Educational Policy Studies. Following his playing career, Preston earned a master's degree in Christian Education from the Dallas Theological Seminary.

## **BOBBY SLATER** HEAD ATHLETIC TRAINER



Bobby Slater enters his second season with the Buccaneers in 2015, working as the team's head athletic trainer.

Slater joined Tampa Bay after 15 years with the Chicago Bears, finishing his time there as the team's assistant head athletic trainer/director of rehabilitation. Slater began his career with Chicago in 1999 as an assistant athletic trainer, before being promoted to director of rehabilitation in 2002. Slater held that position for 10 years before adding assistant head athletic trainer to his title in 2012.

Slater began his career in the NFL with the Bears as a training camp intern in 1994, serving in the same capacity with the Miami Dolphins in 1995 and again with Chicago in 1998.

Before joining the Bears full-time, Slater worked as a graduate assistant athletic trainer from 1997-99 at Mississippi State University. He was also an athletic trainer at Lee Memorial Hospital (1997) and A. Kagan Orthopedics in Ft. Myers, Florida (1995-97).

Slater received a Bachelor of Science degree from Florida Southern College and a Master of Science degree from Mississippi State. Slater and his wife, Bridget, have three daughters – Savannah, Natalee, and Brooke – and a son, Ryan.

## KEVIN LUHRS TEAM SPORTS DIETITIAN



Kevin Luhrs enters his sixth season as the team sports dietitian with the Buccaneers in 2015.

As a Registered and Licensed Dietitian, along with Strength and Conditioning Specialist Certification, his duties include the coordination of all meals and snacks for all players. In addition, Luhrs instructs players how and what to eat based on their individual goals and nutritional needs. He is heavily involved in player rehydration and weight management programs, along with recovery strategies.

His secondary duties involve being an assistant strength and conditioning coach under the direction of Head Strength and Conditioning Coach Dave Kennedy.

Luhrs worked as a volunteer nutritionist at the University of Nebraska in 2009 where he assisted the director of sports nutrition with various tasks that included body composition, weekly news blogs and nutrient analysis projects.

Luhrs was a defensive lineman for the University of Nebraska from 2003-07, during which time he was named to the Big 12 Commissioner's Academic Honor Roll eight times. Luhrs also served as a student-coach for the Cornhuskers in 2007. He graduated with a degree in Education and Human Sciences with a concentration in Nutritional Science and Dietetics in December 2007.

Luhrs was born on September 29, 1984 in Omaha, Nebraska and currently resides in Tampa with his wife, Jacqueline.

## JAMES SORENSON HEAD EQUIPMENT MANAGER



James Sorenson, who first started working in the NFL in 1986, is in his 10th season as Head Equipment Manager with the Buccaneers. In 2007, Sorenson helped guide the Buccaneers to their third NFC South division title.

Sorenson is responsible for distributing all equipment and apparel to Buccaneers players and coaches, along with the purchase and inventory of all team equipment. He also maintains the locker room and oversees the transportation of the team's equipment for all home and away games.

Sorenson spent eight seasons as an assistant equipment manager with the Jacksonville Jaguars from 1998-2005. He began his career in the NFL in 1986 as a ball boy with the Minnesota Vikings before serving as equipment assistant with the team from 1991-1997.

Sorenson earned a Bachelor of Arts degree in Biomedical Science from St. Cloud State in 1998. He and his wife, Alaina, live in Tampa with their daughter.

## DAVE LEVY VIDEO DIRECTOR



Dave Levy begins his 28th season as the team's video director in 2015. Levy's contributions helped lead the Buccaneers to their first Super Bowl title in 2002, a 48-21 victory over Oakland in Super Bowl XXXVII. He has also been a part of the Buccaneers three NFC South division titles and four total division titles during his tenure.

Levy was instrumental in the development and layout of the Buccaneers' new training facility at One Buccaneer Place, which opened in 2006. His insight helped create one of the most technologically advanced sports training facilities in the world, providing the coaches and personnel department with a distinct advantage.

His responsibilities include all recording, editing and production for the team. He also manages Tampa Bay's digital game film library and handles film trade-outs with the other NFL clubs. In preparation for each season's NFL draft, Levy's department also aids the personnel department in acquiring, editing and maintaining digital game footage on draft-eligible players. He was hired by the Buccaneers after previously serving as an assistant in the Pittsburgh Steelers' video department.

A native of Pittsburgh, Levy went to high school in Bethel Park, Pennsylvania. Levy also attended the Community College of Allegheny County, the University of Pittsburgh, and Indiana University of Pennsylvania. He and his wife Tracy live in New Tampa. They have six children: Andrew, Garrett, Bryce, Stacy, Casey and Katie.

## CHRIS BRYAN ASSISTANT VIDEO DIRECTOR



Chris Bryan enters his 16th season with the Buccaneers in 2015 and 10th as assistant video director. He assists video director Dave Levy in the shooting and duplicating of games and practices while also editing and producing various other teaching and instructional videos for the coaching staff.

In 2002, Bryan was part of a Buccaneers staff that claimed a Super Bowl XXXVII victory over the Oakland Raiders. During his time with the club, Bryan has been a part of three NFC South division titles.

Bryan, a native of St. Petersburg, spent his first six seasons with the Buccaneers as a video assistant from 2000-05. He is single and resides in St. Petersburg.



## OTHER FOOTBALL STAFF




**John Ames**  
*Assistant Athletic  
Trainer*



**Shaun Anthony**  
*Assistant Equipment  
Manager*



**Daniel Battles**  
*Assistant  
Groundskeeper*



**Justin Camp**  
*Video Assistant*



**Scott DeGraff**  
*Assistant Athletic  
Trainer*



**Adrian Dixon**  
*Assistant Athletic  
Trainer/PT*



**Jeffrey Harrell**  
*Assistant Equipment  
Manager*



**Ed Hasselman**  
*Assistant Equipment  
Manager*



**Karianne Hawkins**  
*Executive Assistant to  
the Head Coach*



**Josh Hinch**  
*Scouting Assistant*




**Travis Hohlbein**  
*Assistant  
Groundskeeper*



**Rob Julian**  
*Groundskeeper*



**Jessica Larsen**  
*Executive Assistant  
to the General Manager*



**Levi Lewis**  
*Video Assistant*



**Mike Myrick**  
*Assistant Equipment  
Manager*



**Tyler Oberly**  
*Manager of Analytics*



**Kingsley Osei-Asibey**  
*Football Technology  
Specialist*



**Shane Scannell**  
*Scouting Assistant*



# BUCCANEERS SENIOR STAFF



**Deno Anagnost**  
*Director of Sales*



**Marc Budine**  
*Director of Corporate  
Partnerships & Marketing*



**David Cohen**  
*General Counsel*



**Chris Cook**  
*Director of Guest &  
Member Relations*



**Kevin Corbett**  
*Director of Digital &  
Content Strategy*



**Carey Cox**  
*Director of Marketing &  
Brand Strategy*



**Joe Fada**  
*Chief Financial Officer*



**Jim Frevola**  
*Chief Partnership  
Officer*



**Kristin Hamvey**  
*Director of Human  
Resources*



**Ed Johnston**  
*Director of Information  
Technology*



**Matt Kaiser**  
*Director of New  
Business Development*



**Brian Killingsworth**  
*Chief Marketing  
Officer*



**Nelson Luis**  
*Director of  
Communications*



**Jim Mackes**  
*Director of Events &  
Entertainment*



**Ben Milsom**  
*Chief Ticketing  
Officer*



**Tom Rowan**  
*Director of Facility  
Security*



**Jeff Ryan**  
*Director of Broadcast  
Operations*



**Amy Saxon**  
*Director of Group  
Sales*



**Eileen Sweeney**  
*Director of Community  
Relations*

FRONT OFFICE

PLAYERS

2014 REVIEW

HISTORY

RECORDS

SIDELINES

# BUCCANEERS STAFF



**Danielle Allen**  
*Club Member Relations Associate*



**Richard Annuciata**  
*Luxury Suite Sales Account Executive*



**Maria Araujo**  
*Back of House*



**Lindsey Banks**  
*Member Relations Associate*



**P.J. Barnard**  
*Premium Sales Account Executive*



**Allen Barrett**  
*Public Relations Manager*



**Tara Battiato**  
*Cheerleading & Mascot Manager*



**Keith Baulsir**  
*Corporate Partnerships Development Manager*



**Michael Beadles**  
*Executive Chef*



**Joe Benson**  
*Events & Entertainment Coordinator*



**Andrew Berecz**  
*Premium Sales Account Executive*



**Ben Boaz**  
*Group Account Executive - Orlando*



**Alex Bohne**  
*Network Administrator*



**Dan Boyd**  
*Senior Member Relations Associate*



**Randy Breece**  
*Facility Safety Officer*



**John Breedlove**  
*Manager of Insights & Strategy*



**Kevin Brown**  
*Senior Community Relations Manager*



**Bill Burch**  
*Senior Facilities Manager*



**Jerrett Burke**  
*Member, Guest Relations Manager*




**Luke Burke**  
*Group Sales Manager - Orlando*




**Cameron Caddell**  
*Account Executive - Sarasota*



**Siara Campbell**  
*Member Relations Associate*



**Mario Canal**  
*Staff Accountant*



**Matt Caraballo**  
*Ticket Operations Coordinator*



**Bobby Carney**  
*Suite Sales Manager*

# BUCCANEERS STAFF



**Jim Carroll**  
Member Relations  
Associate



**Brittany Cesario**  
Club Member Relations  
Associate



**Vince Cesario**  
Facilities Manager



**Matt Chmura**  
Sales Manager



**Bill Clark**  
Data Analyst



**Bruce Cohn**  
Events & Entertainment  
Coordinator



**Lauren Compton**  
Senior Luxury Suite  
Manager




**Eileen Crawford**  
Executive Assistant to  
Chief Operating Officer



**Samantha Crawford**  
Receptionist



**Chris Denner**  
Controller



**Cuc Do**  
Back of House



**Kristoffer Dolen**  
Account Executive



**Dunghoa Dong**  
Back of House



**Bobbi-Sue Doyle-Hazard**  
Assistant General  
Counsel



**Bill Eagan**  
Member Relations  
Associate



**Austin Fetzler**  
Group Account  
Executive - Sarasota




**Steve Fidura**  
Community Relations  
Manager



**Sue Finzer**  
Accounts Payable  
Coordinator



**Tyler Frattura**  
Account Executive



**Kyle Gilliam**  
Front of House



**Carly Glennon**  
Corporate Partnerships  
Marketing Manager



**Brandon Golden**  
Premium Sales  
Account Executive



**Nicole Goldweitz**  
Corporate Partnerships  
Coordinator



**Aubrey Grier**  
Member Relations  
Associate



**Bernice Griffin**  
Receptionist

FRONT OFFICE

PLAYERS

2014 REVIEW

HISTORY

RECORDS

SIDELINES



# BUCCANEERS STAFF

FRONT OFFICE




**Katy Grindstaff**  
Group Account Executive



**Courtney Grovatt**  
Account Executive - Sarasota



**Gerald Harris**  
Premium Sales Account Executive



**Brock Haymaker**  
Account Executive



**Whitney Henry**  
Group Account Executive

PLAYERS




**John Hetrick**  
Premium Sales Account Executive



**Danielle Higgins**  
Front of House



**Jill Hobbs**  
Player Benefits & Alumni Program Manager



**Eric Holland**  
Manager of Analytics



**Alison Holme**  
Corporate Partnerships Marketing Manager

2014 REVIEW



**Alexandria Holt**  
Member Relations Associate



**Shelby Holt**  
Account Executive



**Kaitlin Howell**  
Cherleading Assistant



**Tiffany Hubert**  
Member Relations Associate



**Nick Huston**  
Luxury Suite Sales Account Executive

HISTORY



**Justin Jackson**  
Account Executive



**Paul Janke**  
Receiving Coordinator



**Ted Jarmuz**  
Digital Media Coordinator



**Keliann Johnson**  
Corporate Partnerships Development Manager



**Tim Jarocki**  
Senior Manager of Team Operations

RECORDS



**Mark Johnson**  
Club Member Relations Associate



**Jordan Jones**  
Account Executive



**Joe Kania**  
Digital & Creative Services Coordinator



**Chris King**  
Public Relations Coordinator



**Kristopher Knief**  
Executive Assistant to Chief Marketing Officer

SIDELINES

# BUCCANEERS STAFF



**Peter Kovachev**  
Group Account  
Executive - Orlando



**Katie Kramer**  
Premium Sales  
Account Executive



**Joshua Lane**  
Producer



**Nellie Langeland**  
Member, Guest  
Relations Manager



**Jim LeRoy**  
Senior Facilities  
Manager



**Dave Leutwyler**  
Premium Sales  
Account Executive



**Allie Lewis**  
Group Account  
Executive



**Michael G. Lietz**  
Corporate Partnerships  
Marketing Manager




**Zach Lumley**  
Business Administration  
Assistant



**Stephen Lynch**  
Producer



**Mike Martin**  
Facility Safety Officer



**Phil Martin**  
Premium Sales  
Account Executive



**Brian Mathews**  
Senior Purchasing  
Manager



**Jacque McKelvin**  
Executive Assistant to  
the Owners



**Brian McLaughlin**  
Team Operations  
Assistant



**Kristen McMahan**  
Payroll Coordinator



**Eddie Mendez**  
Account Executive



**Kim Michal**  
Human Resources  
Generalist



**German Montero**  
Account Executive



**Jentry Mullins**  
Accountant Executive



**Jeff Neal**  
Social Media Manager



**Andrew Norton**  
Copywriter



**Bree Parker**  
Recruiting & Training  
Manager



**Michael Pehanich**  
Senior Public Relations  
Manager



**Sarah Penhallegon**  
Events & Entertainment  
Manager

FRONT OFFICE

PLAYERS

2014 REVIEW

HISTORY

RECORDS

SIDELINES



# BUCCANEERS STAFF



**Scott Peterson**  
*Producer*



**Casey Phillips**  
*Team Insider*



**Rex Polkinghorne**  
*Executive Assistant to  
the Owners*



**Erin Porco**  
*Group Account  
Executive*



**Caleb Quaid**  
*Senior Business  
Administration Manager*



**Steve Radomsky**  
*Senior Accountant*



**John Rhoades**  
*Accounting Manager*




**David Roberts**  
*Maintenance  
Technician*



**Freeman Robinson**  
*Creative Services  
Manager*



**Kristi Robson**  
*Sales Coordinator*



**Leo Rogers**  
*Purchasing Coordinator*



**Eric Rook**  
*Web Administrator*



**Daniel Roy**  
*Audio and Video  
Engineer*



**Terry Roy**  
*Group Sales Manager*



**Chris Rumore**  
*Maintenance Manager*



**Steven Rutkowski**  
*Network Administrator*



**Kelly Schutz**  
*Public Relations  
Coordinator*



**David Sharpsteen**  
*Graphic Designer*



**Alia Short**  
*Tourism & Sales  
Coordinator*



**Seth Shuman**  
*Group Account  
Executive*



**Josh Simms**  
*Account Executive*



**Hayley Simpson**  
*Account Executive*



**Adam J. Smith**  
*Corporate Partnerships  
Development Manager*



**Jenna Smith**  
*Events & Entertainment  
Coordinator*




**Kevin Smith**  
*Luxury Suite Manager*

# BUCCANEERS STAFF



**Scott Smith**  
*Senior Writer*




**Chris Spano**  
*Group Sales Manager - Sarasota*



**Joey Street**  
*Staff Accountant*



**Doug Sutherland**  
*Ticket Operations Manager*



**Austin Taylor**  
*Front of House*



**Darrell Taylor**  
*Manager of Football Development*



**Ryan Tolley**  
*Corporate Partnerships Development Manager*



**Jason Turner**  
*Production Manager*



**Mike Vanduyne**  
*Premium Sales Manager*



**Ben Ward**  
*Group Account Executive- Orlando*



**Amy Weber**  
*Senior Ticket Operations Manager*



**Max Weisenbach**  
*Group Account Executive*



**Courtney Williams**  
*Luxury Suite Associate*



**Kathryn Williams**  
*Group Account Executive*



**Lauren Williams**  
*Account Executive*

FRONT OFFICE

PLAYERS

2014 REVIEW

HISTORY

RECORDS

SIDELINES

# 2015 STAFF DIRECTORY

## OWNERSHIP

Co-Chairman.....	Bryan Glazer
Co-Chairman.....	Joel Glazer
Co-Chairman.....	Edward Glazer
Glazer Family Foundation Co-President .....	Darcie Glazer Kassewitz

## FRONT OFFICE

General Manager.....	Jason Licht
Chief Operating Officer .....	Brian Ford
Director of New Business Development.....	Matt Kaiser
Senior Business Administration Manager .....	Caleb Quaid
Business Administration Assistant .....	Zach Lumley
Executive Assistant to the Owner .....	Jacquelyn McKelvin
Executive Assistant to the Owner.....	Rex Polkinghorne
Executive Assistant to the Owner.....	Christine Schott Stocks
Executive Assistant to the General Manager.....	Jessica Larsen
Executive Assistant to the Chief Operating Officer.....	Eileen Crawford

## COACHING STAFF

Head Coach.....	Lovie Smith
Defensive Coordinator .....	Leslie Frazier
Offensive Coordinator .....	Dirk Koetter
Special Teams Coordinator.....	Kevin O'Dea
Quarterbacks.....	Mike Bajakian
Assistant Offensive Line .....	Butch Barry
Defensive Quality Control.....	Dave Borgonzi
Cornerbacks.....	Gill Byrd
Defensive Line.....	Joe Cullen
Tight Ends.....	Jon Embree
Wide Receivers.....	Andrew Hayes-Stoker
Head Strength & Conditioning .....	Dave Kennedy
Senior Defensive Assistant.....	Larry Marmie
Linebackers.....	Hardy Nickerson
Assistant Special Teams .....	Carlos Polk
Safeties.....	Mikal Smith
Defensive Quality Control.....	Miles Smith
Running Backs.....	Tim Spencer
Assistant Defensive Line.....	Paul Spicer
Offensive Quality Control .....	Ben Steele
Assistant Strength & Conditioning .....	Joe Vaughn
Assistant Strength & Conditioning .....	Chad Wade
Offensive Line .....	George Warhop
Offensive Quality Control .....	Andrew Weidinger
Executive Assistant to the Head Coach.....	Karianne Hawkins

## FOOTBALL ADMINISTRATION

Director of College Scouting.....	Mike Biehl
Director of Football Technology .....	Spencer Dille
Director of Football Administration .....	Mike Greenberg
Director of Player Development .....	Duke Preston
Director of Football Operations .....	Shelton Quarles
Director of Player Personnel .....	Jon Robinson
Director of Team Security .....	Andres Trescastro
Coordinator of Pro Scouting.....	Rob McCartney
National Scout .....	Byron Kiefer
National Scout .....	Andy Speyer
Pro Scout.....	Zack Grossi
Pro Scout.....	Steve West
College Scout .....	Donovan Cotton
College Scout .....	Andre Forde
College Scout .....	Brian Hudspeth
College Scout .....	Tony Hardie
College Scout.....	Tony Kinkela
Player Personnel Scout.....	Pat Perles
Scouting Assistant.....	Josh Hinch
Scouting Assistant.....	Shane Scannell
Manager of Analytics .....	Tyler Oberly
Football Technology Specialist .....	Kingsley Osei-Asibey
Groundskeeping Manager .....	Rob Julian
Assistant Groundskeeper .....	Daniel Battles
Assistant Groundskeeper .....	Travis Hohlbein

## EQUIPMENT

Head Equipment Manager.....	Jim Sorenson
Assistant Equipment Manager.....	Shaun Anthony
Assistant Equipment Manager.....	Jeffrey Harrell
Assistant Equipment Manager.....	Ed Hasselman
Assistant Equipment Manager.....	Mike Myrick

## 2015 STAFF DIRECTORY (CONTINUED)

### MEDICAL STAFF

Head Athletic Trainer.....	Bobby Slater
Assistant Athletic Trainer.....	John Ames
Assistant Athletic Trainer.....	Scott DeGraff
Assistant Athletic Trainer/PT.....	Adrian Dixon
Team Sports Dietitian.....	Kevin Luhrs
Head Team Physician.....	Dr. Arnold Ramirez
Orthopedic Surgeon.....	Dr. Barry Craythorne
Orthopedic Surgeon.....	Dr. Koco Eaton
Orthopedic Surgeon.....	Dr. SanJay Menon
Orthopedic Surgeon.....	Dr. Daniel Murphy

### VIDEO

Video Director.....	Dave Levy
Assistant Video Director.....	Chris Bryan
Video Assistant.....	Justin Camp
Video Assistant.....	Levi Lewis

### ACCOUNTING

Chief Financial Officer.....	Joe Fada
Controller.....	Chris Denner
Accounting Manager.....	John Rhoades
Accounts Payable Coordinator.....	Sue Finzer
Payroll Coordinator.....	Kristen McMahan
Senior Accountant.....	Steve Radomsky
Staff Accountant.....	Joey Street
Staff Accountant.....	Mario Canal
Senior Purchasing Manager.....	Brian Mathiews
Purchasing Coordinator.....	Leo Rogers
Senior Ticket Operations Manager.....	Amy Weber
Ticket Operations Manager.....	Doug Sutherland
Ticket Operations Coordinator.....	Matt Caraballo

### COMMUNITY RELATIONS

Director of Community Relations.....	Eileen Sweeney
Senior Community Relations Manager.....	Kevin Brown
Community Relations Manager.....	Steve Fidura
Manager of Football Development.....	Darrell Taylor
Manager of Football Development.....	Chris Leak
Cheerleading & Mascot Manager.....	Tara Battiatto
Cheerleading Assistant.....	Kaitlin Howell

### CORPORATE PARTNERSHIPS

Chief Partnership Officer.....	Jim Frevola
Director of Corporate Partnerships Activation and Marketing.....	Marc Budine
Corporate Partnerships Development Manager.....	Keith Baulsir
Corporate Partnerships Marketing Manager.....	Carly Glennon
Corporate Partnerships Marketing Manager.....	Alison Holme
Corporate Partnerships Development Manager.....	Kelianne Johnson
Corporate Partnerships Marketing Manager.....	Michael G. Lietz
Corporate Partnerships Development Manager.....	Adam J. Smith
Corporate Partnerships Development Manager.....	Ryan Tolley
Corporate Partnerships Coordinator.....	Nikki Goldweitz

### DIGITAL & CONTENT

Director of Digital & Content Strategy.....	Kevin Corbett
Senior Writer.....	Scott Smith
Production Manager.....	Jason Turner
Social Media Manager.....	Jeff Neal
Digital Media Coordinator.....	Ted Jarmuz
Digital & Creative Services Coordinator.....	Joe Kania
Producer.....	Josh Lane
Producer.....	Stephen Lynch
Producer.....	Scott Peterson
Team Insider.....	Casey Phillips

### FOOD & BEVERAGE

Executive Chef.....	Michael Beadles
Back of House.....	Maria Araujo
Back of House.....	Cuc Do
Back of House.....	Dunghoa Dong
Front of House.....	Kyle Gilliam
Front of House.....	Danielle Higgins
Front of House.....	Austin Taylor

## 2015 STAFF DIRECTORY (CONTINUED)

**GUEST & MEMBER RELATIONS**

Director of Guest & Member Relations .....	Chris Cook
Senior Luxury Suite Manager .....	Lauren Compton
Luxury Suite Manager .....	Kevin Smith
Luxury Suite Associate .....	Courtney Williams
Club Member Relations Manager .....	Jerrett Burke
Guest & Member Relations Manager .....	Nellie Langeland
Club Member Relations Associate .....	Danielle Allen
Member Relations Associate .....	Lindsey Banks
Senior Member Relations Associate .....	Daniel Boyd
Member Relations Associate .....	Siara Campbell
Member Relations Associate .....	Jim Carroll
Club Member Relations Associate .....	Brittany Cesario
Member Relations Associate .....	Bill Eagen
Member Relations Associate .....	Aubrey Grier
Member Relations Associate .....	Alexandria Holt
Member Relations Associate .....	Tiffany Hubert
Club Member Relations Associate .....	Mark Johnson

**INFORMATION TECHNOLOGY**

Director of Information Technology .....	Ed Johnston
Information Technology Support .....	Alex Bohne
Web Administrator .....	Eric Rook
AV Engineer .....	Dan Roy
Network Administrator .....	Stephen Rutkowski

**LEGAL & HUMAN RESOURCES**

General Counsel .....	David Cohen
Assistant General Counsel .....	Bobbi-Sue Doyle-Hazard
Director of Human Resources .....	Kristin Hamway
Human Resources Generalist .....	Kimberly Michal
Player Benefits & Alumni Program Manager .....	Jill Hobbs
Recruiting & Training Manager .....	Bree Parker
Receptionist .....	Samantha Crawford
Receptionist .....	Bernice Griffin

**MARKETING**

Chief Marketing Officer .....	Brian Killingsworth
Director of Marketing & Brand Strategy .....	Carey Cox
Manager of Insights & Strategy .....	John Breedlove
Creative Services Manager .....	Freeman Robinson
Manager of Football Development .....	Darrell Taylor
Coordinator of Analytics .....	Eric Holland
Data Analyst .....	Bill Clark
Copywriter .....	Andrew Norton
Graphic Designer .....	David Sharpsteen
Executive Assistant to the Chief Marketing Officer .....	Kristopher Knief

**PUBLIC RELATIONS**

Director of Communications .....	Nelson Luis
Senior Public Relations Manager .....	Mike Pehanich
Public Relations Manager .....	Allen Barrett
Public Relations Coordinator .....	Chris King
Public Relations Coordinator .....	Kelly Schutz
Director of Broadcast Operations .....	Jeff Ryan

**SALES**

Chief Ticketing Officer .....	Ben Milsom
Director of Sales .....	Deno Anagnost
Director of Group Sales .....	Amy Saxon
Group Sales Manager .....	Terry Roy, Jr.
Group Sales Manager - Orlando .....	Luke Burkett
Group Sales Manager - Sarasota .....	Christopher Spano
Suite Sales Manager .....	Bobby Carney
Sales Manager .....	Matt Chmura
Premium Sales Manager .....	Michael Vanduyun
Sales Coordinator .....	Kristi Robson
Tourism & Sales Coordinator .....	Alia Short
Luxury Suite Sales Account Executive .....	Rich Annunciata
Premium Sales Account Executive .....	P.J. Barnard
Premium Sales Account Executive .....	Andrew Berecz
Group Account Executive - Orlando .....	Ben Boaz
Group Account Executive - Sarasota .....	Cameron Caddell
Group Account Executive .....	Courtney Campbell
Account Executive .....	Kristoffer Dolen
Account Executive .....	Marc Ferguson
Group Account Executive - Sarasota .....	Austin Fetzer
Account Executive .....	Tyler Frattura
Club Account Executive .....	Brandon Golden
Group Account Executive .....	Katy Grindstaff
Group Account Executive - Sarasota .....	Courtney Grovatt



## 2015 STAFF DIRECTORY (CONTINUED)

### SALES (CONT.)

Premium Sales Account Executive .....	Gerald Harris
Account Executive .....	Brock Haymaker
Group Account Executive.....	Whitney Henry
Premium Sales Account Executive .....	John Hetrick
Account Executive .....	Shelby Holt
Luxury Suite Sales Account Executive .....	Nick Huston
Account Executive .....	Justin Jackson
Account Executive .....	Jordan Jones
Group Account Executive - Orlando .....	Peter Kovachev
Premium Sales Account Executive .....	Katie Kramer
Premium Sales Account Executive .....	Dave Leutwyler
Group Account Executive.....	Allie Lewis
Premium Sales Account Executive .....	Phil Martin
Account Executive .....	Eddie Mendez
Account Executive .....	German Montero
Account Executive .....	Jentry Mullins
Account Executive.....	Blake Pallansch
Group Account Executive.....	Erin Porco
Account Executive .....	Andrew Radke
Group Account Executive.....	Seth Shuman
Account Executive .....	Josh Simms
Account Executive .....	Hayley Simpson
Group Account Executive - Orlando .....	Benjamin Ward
Group Account Executive .....	Max Weisenbach
Group Account Executive.....	Kathryn Williams
Account Executive .....	Lauren Williams

### SECURITY & FACILITIES

Director of Facility Security .....	Tom Rowan
Senior Facilities Manager.....	Jim LeRoy
Senior Facilities Manager.....	Bill Burch
Maintenance Manager .....	Chris Rumore
Facilities Manager .....	Vince Cesario
Receiving Coordinator .....	Paul Janke
Maintenance Technician .....	David Roberts
Facility Safety Officer.....	Randy Breece
Facility Safety Officer.....	Mike Martin

### SPECIAL EVENTS & GAME OPERATIONS

Director of Events & Entertainment .....	Jim Mackes
Events & Entertainment Manager.....	Sarah Penhallegon
Events & Entertainment Coordinator .....	Joe Benson
Events & Entertainment Coordinator .....	Bruce Cohn
Events & Entertainment Coordinator .....	Jenna Smith

### TEAM OPERATIONS

Senior Team Operations Manager .....	Tim Jarocki
Team Operations Assistant .....	Brian McLaughlin

## 2015-16 NATIONAL FOOTBALL LEAGUE CALENDAR

### 2015

August 13-17	First preseason weekend
September 1	Roster cutdown to maximum of 75 players
September 5	Roster cutdown to maximum of 53 players
September 10, 13-14	Kickoff 2015 Weekend
November 3	Trade deadline

### 2016

January 3	Regular season ends
January 9-10	Wild Card Playoffs
January 16-17	Divisional Playoffs
January 24	Conference Championships
January 31	AFC-NFC Pro Bowl, Glendale, Arizona (ESPN)
February 7	Super Bowl 50, San Francisco (CBS)

FRONT OFFICE

PLAYERS

2014 REVIEW

HISTORY

RECORDS

SIDELINES

# PLAYERS



# 58

## KWON ALEXANDER

LINEBACKER  
HT: 6-1 WT: 227  
DOB: 8/3/94  
NFL: ROOKIE  
ACQ: D4-'15  
COLLEGE: LSU



### ACQUIRED BY BUCS:

- x Selected in the fourth round (124th overall) of the 2015 NFL Draft by the Buccaneers.

### COLLEGE:

- x Started 23-of-32 career games played at LSU (2012-14).
- x Declared for the NFL Draft following his junior season.
- x Started all 12 games he played as a junior (2014), tallying 90 tackles, with 7.5 tackles for loss, two forced fumbles, 1.5 sacks and one pass defended.
- x Earned first-team All-SEC honors from ESPN.com and second-team All-SEC recognition from the Associated Press.
- x Part of a defense that ranked third in the NCAA in passing defense (164.2 yards per game) and ninth in the nation in total defense (316.8 yards per game), both of which led the SEC. The defense also tied for the fourth-fewest points allowed per game (17.5 per game), a figure that stood as the second-best mark in the SEC.
- x Notched first career sack against Alabama (11/8/14).
- x As a sophomore (2013), started 9-of-13 games, totaling 65 tackles, with 6.5 tackles for loss and four passes defended.
- x Recorded a career-best 14 total tackles against Furman (10/26/13).
- x Played in seven games, with two starts as a freshman (2012), finishing the year with 11 tackles, two fumble recoveries, one tackle for loss, one pass defended and one forced fumble.

- x Made first career start at Florida (10/6/12).
- x Made LSU debut in 2012 season opener against North Texas (9/1/12), registering a pair of tackles and a fumble recovery.
- x Majored in sport administration.

### PERSONAL:

- x Attended Oxford High School (Oxford, Alabama).
- x Played in the Under Armour All-American Game.
- x Chosen as a finalist for the High School Butkus Award, given annually to the nation's top linebacker.
- x Named to the 2011 ESPN All-Alabama Football Team and earned Class 6A All-State honorable mention.
- x A top recruit, ranking 19th on Scout.com's Final Southeast Top 150, 29th in the ESPNU 150, 45th in the Press-Register Super Southeast 120 and was listed in MaxPreps' Top 100.
- x Earned four-star recruit honors from ESPN.com, Rivals.com and Scout.com.
- x Son of Peaches and Broderick Taylor.
- x Born Kwon Alexander on August 3, 1994 in Oxford, Alabama.

### COMMUNITY:

- x In May 2015, toured MacDill Air Force Base to greet military servicemen and servicewomen and learn about the important role that the base plays in the Tampa community.
- x In May 2015, visited wounded warriors recovering from injury and illness at James A. Haley Veterans' Hospital in Tampa.

COACHING

PLAYERS

2014 REVIEW

HISTORY

RECORDS

SIDELINES

61

**JOSH ALLEN**

CENTER

HT: 6-3 WT: 315

DOB: 12/30/91

NFL: 1ST YEAR

ACQ: FA, 2014

COLLEGE: LOUISIANA-MONROE

**ACQUIRED BY BUCS:**

- × Signed by Tampa Bay as a college free agent on May 12, 2014.

**2014 HIGHLIGHTS:**

- × Spent the first three weeks of the season on the Green Bay Packers practice squad, before being waived and signing on to Tampa Bay's practice squad on November 25.
- × Spent nine weeks on the Buccaneers' practice squad before being promoted to the active roster on November 29.
- × Active but did not play vs. Cincinnati (11/30) and at Detroit (12/7).
- × Made NFL and Buccaneers debut at Carolina (12/14), playing seven offensive snaps.
- × Played nine offensive snaps vs. Green Bay (12/21) and recorded a fumble recovery.
- × Played 29 offensive snaps against New Orleans (12/28), helping pave the way for 183 rushing yards by the Buccaneers, the most the team had recorded since 2013 (11/17/13 vs. Atlanta).

**COLLEGE:**

- × Started 42-of-47 games at University of Louisiana-Monroe (2010-13).
- × Started all 12 games as a senior (2013) at center.
- × Earned first-team All-Sun Belt and All-Louisiana honors as a senior.
- × Was a part of the offensive line that helped the team rush for 367 yards vs. Grambling State (9/7/13).
- × Helped lead offensive line that allowed the quarterback to throw for 300 yards in three different games.
- × Started all 13 games at center as a junior (2012).
- × Earned second team All-Sun Belt and honorable mention All-Louisiana.
- × Part of an offensive line that helped gain 550 yards against Arkansas.
- × Helped team total over 500 yards of offense in four of the first five games.
- × Started 9-of-12 games at both center and left guard as a sophomore (2011).

- × Earned first career start at left guard against Florida State.
- × Started 8-of-10 games as a freshman (2010).

**PERSONAL:**

- × Attended Cedar Hill High School (Cedar Hill, Texas).
- × Earned first-team all-district honors as a senior (2009).
- × Selected to play in the Team USA vs. World All-Star Game.
- × Helped lead school to district championships in 2008 and 2009.
- × Also lettered in powerlifting and track & field.
- × Son of Ellen Robinson.
- × Born Josh Nathaniel Allen on December 30, 1991 in Dallas, Texas.

**COMMUNITY:**

- × In December 2014, visited patients battling illness during the holidays at All Children's Hospital in St. Petersburg.
- × Helped sponsor the 2014 "Turkey Time with the O-Line," a Thanksgiving program carried out by the offensive line which provided 750 meals for local families in need.
- × In November 2014, congratulated students at Pinellas Park Middle School for winning the Fuel Up to PLAY 60 "Defend Your Turf Challenge" and led students in fitness drills.
- × In September 2014, participated in a Buccaneers Academy ribbon-cutting ceremony and helped build an outdoor class at Sheehy Elementary in Tampa.
- × In June 2014, visited MacDill Air Force Base to greet service members and learn about U.S. military operations headquartered in Tampa.
- × In May 2014, participated in the Buccaneers Academy Fitness Zone ribbon cutting at Graham Elementary and helped lead students through PLAY 60 football drills.



## ALLEN'S CAREER STATISTICS

Games/Starts: TB: 2014: 3/0  
Career Totals: 3/0  
Fumble Recoveries: 1 - 1 in 2014 (12/21 vs. Green Bay)

# 27

### JOHNTHAN BANKS

**CORNERBACK**  
HT: 6-2 WT: 185  
DOB: 10/3/89  
NFL: 3RD YEAR  
ACQ: D2, 2013  
COLLEGE: MISSISSIPPI STATE



### ACQUIRED BY BUCS:

- x Selected in the second round (43rd overall) of the 2013 NFL Draft by the Buccaneers.

### CAREER HIGHLIGHTS:

- x Has started 30-of-31 career games, totaling 104 tackles, 16 passes defended and seven interceptions returned for 102 yards and one touchdown.
- x Tied for most career interceptions by second-year players with seven.
- x Ranks tied for seventh in the NFL and tied for third among cornerbacks in interceptions since entering the NFL in 2013.
- x Scored first NFL touchdown on a 19-yard interception return in a 27-7 win at Washington (11/16/14).
- x Recorded first interception against Arizona (9/29/13).
- x Started in NFL debut at New York Jets (9/8/13).

### 2014 HIGHLIGHTS:

- x Started 14-of-15 games he played, leading the team with four interceptions. Also accumulated 50 tackles, including one for loss, 10 passes defended, and one interception return for a touchdown.
- x His four interceptions tied for eighth in the NFL and third among cornerbacks.
- x Started season opener vs. Carolina (9/7) and recorded five tackles.
- x Started vs. St. Louis (9/14) and registered four tackles.
- x Started at Atlanta (9/18) and tallied two tackles.
- x Tallied two tackles in win at Pittsburgh (9/28). First game he did not start in his career as the Buccaneers opened with only one cornerback.
- x Intercepted Drew Brees at New Orleans (10/5) to set up Buccaneers touchdown drive. Also registered five tackles and a pass defended.

- x Inactive with a neck injury Week 6 vs. Baltimore (10/12).
- x Returned to starting lineup vs. Minnesota (10/26) and had two tackles and a pass defended.
- x Recorded second interception of the season, two passes defended and one tackle at Cleveland (11/2). According to Pro Football Focus, was thrown at six times and allowed a passer rating of 5.6 on those targets.
- x Set a career high with eight tackles and tied a career high with two passes defended vs. Atlanta (11/9).
- x Scored first career touchdown on 19-yard return of his third interception of the season, in a win at Washington (11/16). Added two tackles and one pass defended.
- x Collected three tackles, including one for loss, at Chicago (11/23). Part of pass defense that limited the Bears to 112 net passing yards, including just 54 on six catches by wide receivers Alshon Jeffery and Brandon Marshall.
- x Intercepted Andy Dalton on Bengals first offensive snap, which he returned 32 yards, vs. Cincinnati (11/30).
- x Notched five tackles and one pass defended at Detroit (12/7).
- x Recorded six tackles and one pass defended at Carolina (12/14).
- x Tallied three tackles vs. Green Bay (12/21).
- x Posted one tackle vs. New Orleans (12/28).

### COLLEGE:

- x Team captain who started 45-of-51 games at Mississippi State (2009-12), including every game in his final two seasons.
- x Recorded 221 tackles, 26 passes defended, 11.5 tackles for loss, 4.0 sacks, four forced fumbles, four



quarterback pressures, one fumble recovery and 16 interceptions for 320 yards and three touchdowns. Also returned 30 punts for 289 yards and one touchdown.

- x 320 interception return yards shattered the previous school record of 241 yards and rank fifth on the Southeastern Conference's all-time list.
- x Three interceptions returned for touchdowns tied a school record and are tied for the second-most in SEC history.
- x Winner of the 2012 Jim Thorpe Award (Best Defensive Back).
- x Earned first-team All-America honors from Walter Camp in 2012.
- x A semifinalist for the Chuck Bednarik Award (Best Defensive Player) and the Ronnie Lott IMPACT Trophy as a senior.
- x Selected to the watch list for the Bronko Nagurski Trophy and the Paul Hornung Award in 2012.
- x Named second-team All-SEC by the Associated Press and The NFL Draft Report in 2011.
- x Chosen as a semifinalist for the Jim Thorpe Award as a junior.
- x One of only two BCS conference players to return a punt and an interception for a touchdown in 2011 (Louisiana State's Tyrann Mathieu).
- x Selected to the Freshman All-SEC team, as chosen by the league's coaches.
- x Named SEC Freshman of the Week following their game against Florida (10/24/09), where he had interception returns of 20 and 100 yards for touchdowns.
- x Graduated with a degree in general studies.

### COMMUNITY:

- x Served as the Buccaneers' 2013 and 2014 spokesperson for Replay Tampa Bay, a sports equipment drive in conjunction with the Tampa

Bay Sports Commission and Elder Ford of Tampa to support local youth.

- x In October 2013, encouraged PLAY 60 by leading children in games, dancing, hula hoop contests and more for Metropolitan Ministries' fall festival.
- x As part of the 2013 Buccaneers Rookie Club, took part in a variety of community service events, including: visiting patients at St. Joseph's Children's Hospital in Tampa; hosting an ice cream social for military veterans at James Haley VA Hospital; participating in a team-building scavenger hunt with the Boys & Girls Clubs of Tampa at Busch Gardens; hosting a bowling outing with Big Brothers/Big Sisters of Tampa Bay; challenging youths from the Central City YMCA in games at a local arcade; visiting local servicemen and servicewomen at MacDill Air Force Base; hosting a "Salute to Service" Barbecue with USAA at U.S. Coast Guard Sector St. Petersburg; greeting veterans at Bay Pines VA Hospital; visiting young patients over the holidays at All Children's Hospital; and singing Christmas carols to residents at Westminster Palms Retirement Home.

### PERSONAL:

- x Attended East Webster High School (Maben, Mississippi).
- x Accounted for 1,740 yards of total offense and 17 touchdowns playing quarterback as a senior. He also played on the defensive side of the ball, recording 35 tackles and seven interceptions.
- x As a junior, rushed for 16 touchdowns at running back and also returned two interceptions for scores.
- x A three-sport star, he helped lead the baseball team to Class 1-A state championships during his freshman and junior seasons, and also played on the basketball team.
- x Has a son, Kayden with his wife, Mallory.
- x Grandson of Maggie Banks, his legal guardian.
- x Born Johnthan Shuntay Banks on October 3, 1989, in Maben, Mississippi.

## BANKS' CAREER STATISTICS

YEAR	TEAM	TACKLES							INTERCEPTIONS					FUMBLES			ST TACKLES		
		GP	GS	TOT	SOLO	ASST	SK	YDS	NO	YDS	LG	TD	PD	FF	FR	YDS	T	S	A
2013	Tampa Bay	16	16	54	49	6	0.0	0.0	3	33	18	0	5	0	0	0	0	0	0
2014	Tampa Bay	15	14	50	41	9	0.0	0.0	4	69	32	1	10	0	0	0	0	0	
NFL Totals		31	30	104	90	15	0.0	0.0	7	102	32	1	16	0	0	0	0	0	

### SINGLE-GAME HIGHS

**Tackles:** 8, vs. Atlanta, 11/9/14  
**Passes Defended:** 2, three times, last vs. Atlanta, 11/9/14  
**Interceptions:** 1, seven times, last vs. Cincinnati, 11/30/14  
**Touchdowns:** 1, at Washington, 11/18/14 (INT-TD)

# BANKS' GAME-BY-GAME STATISTICS

COACHING

PLAYERS

2014 REVIEW

HISTORY

RECORDS

SIDELINES

## 2014

DATE	OPP	TACKLES						INTERCEPTIONS					FUMBLES			ST TACKLES				
		T	S	A	TFL	SK	YDS	QH	NO	YDS	LG	TD	PD	FF	FR	YDS	T	S	A	
Sept. 7	CAR	5	5	0	0	0.0	0.0	0	0	0	0	0	0	0	0	0	0	0	0	0
Sept. 14	STL	4	3	1	0	0.0	0.0	0	0	0	0	0	0	0	0	0	0	0	0	0
Sept. 18	@ATL	2	2	0	0	0.0	0.0	1	0	0	0	0	0	0	0	0	0	0	0	0
Sept. 28	@PIT	2	1	1	0	0.0	0.0	0	0	0	0	0	0	0	0	0	0	0	0	0
Oct. 5	@NO	5	4	1	0	0.0	0.0	0	1	0	0	0	1	0	0	0	0	0	0	0
Oct. 12	BAL	0							Inactive											
Oct. 26	MIN	2	2	0	0	0.0	0.0	0	0	0	0	0	1	0	0	0	0	0	0	0
Nov. 2	@CLE	1	0	1	0	0.0	0.0	0	1	18	18	0	2	0	0	0	0	0	0	0
Nov. 9	ATL	8	7	1	0	0.0	0.0	0	0	0	0	0	2	0	0	0	0	0	0	0
Nov. 16	@WAS	2	2	0	0	0.0	0.0	0	1	19	19t	1	1	0	0	0	0	0	0	0
Nov. 23	@CHI	3	3	0	1	0.0	0.0	0	0	0	0	0	0	0	0	0	0	0	0	0
Nov. 30	CIN	1	1	0	0	0.0	0.0	0	1	32	32	0	1	0	0	0	0	0	0	0
Dec. 7	@DET	5	3	2	0	0.0	0.0	0	0	0	0	0	1	0	0	0	0	0	0	0
Dec. 14	@CAR	6	4	2	0	0.0	0.0	0	0	0	0	0	1	0	0	0	0	0	0	0
Dec. 21	GB	3	3	0	0	0.0	0.0	0	0	0	0	0	0	0	0	0	0	0	0	0
Dec. 28	NO	1	1	0	0	0.0	0.0	0	0	0	0	0	0	0	0	0	0	0	0	0
<b>TOTALS</b>		<b>50</b>	<b>41</b>	<b>9</b>	<b>1</b>	<b>0.0</b>	<b>0.0</b>	<b>1</b>	<b>4</b>	<b>69</b>	<b>32</b>	<b>1</b>	<b>10</b>	<b>0</b>	<b>0</b>	<b>0</b>	<b>0</b>	<b>0</b>	<b>0</b>	<b>0</b>

## 2013

DATE	OPP	TACKLES						INTERCEPTIONS					FUMBLES			ST TACKLES				
		T	S	A	TFL	SK	YDS	QH	NO	YDS	LG	TD	PD	FF	FR	YDS	T	S	A	
Sept. 8	@NYJ	3	3	0	0	0.0	0.0	0	0	0	0	0	0	0	0	0	0	0	0	0
Sept. 15	NO	3	3	0	0	0.0	0.0	0	0	0	0	0	0	0	0	0	0	0	0	0
Sept. 22	@NE	3	2	1	0	0.0	0.0	0	0	0	0	0	0	0	0	0	0	0	0	0
Sept. 29	ARI	1	1	0	0	0.0	0.0	0	1	0	0	0	1	0	0	0	0	0	0	0
Oct. 13	PHI	5	5	0	0	0.0	0.0	0	0	0	0	0	0	0	0	0	0	0	0	0
Oct. 20	@ATL	1	1	0	0	0.0	0.0	0	0	0	0	0	0	0	0	0	0	0	0	0
Oct. 24	CAR	4	4	0	0	0.0	0.0	0	0	0	0	0	0	0	0	0	0	0	0	0
Nov. 3	@SEA	3	1	2	0	0.0	0.0	0	0	0	0	0	0	0	0	0	0	0	0	0
Nov. 11	MIA	5	5	0	0	0.0	0.0	0	0	0	0	0	0	0	0	0	0	0	0	0
Nov. 17	ATL	6	6	0	0	0.0	0.0	0	0	0	0	0	1	0	0	0	0	0	0	0
Nov. 24	@DET	3	3	0	0	0.0	0.0	0	1	15	15	0	2	0	0	0	0	0	0	0
Dec. 1	@CAR	3	1	2	0	0.0	0.0	0	0	0	0	0	0	0	0	0	0	0	0	0
Dec. 8	BUF	2	2	0	0	0.0	0.0	0	1	18	18	0	1	0	0	0	0	0	0	0
Dec. 15	SF	3	3	0	0	0.0	0.0	0	0	0	0	0	0	0	0	0	0	0	0	0
Dec. 22	@STL	5	5	0	1	0.0	0.0	0	0	0	0	0	0	0	0	0	0	0	0	0
Dec. 29	@NO	4	4	1	0	0.0	0.0	0	0	0	0	0	0	0	0	0	0	0	0	0
<b>TOTALS</b>		<b>54</b>	<b>49</b>	<b>6</b>	<b>1</b>	<b>0.0</b>	<b>0.0</b>	<b>0</b>	<b>3</b>	<b>33</b>	<b>18</b>	<b>0</b>	<b>5</b>	<b>0</b>	<b>0</b>	<b>0</b>	<b>0</b>	<b>0</b>	<b>0</b>	<b>0</b>

80

**KENNY BELL**

**WIDE RECEIVER**  
**HT: 6-1 WT: 197**  
**DOB: 2/25/92**  
**NFL: ROOKIE**  
**ACQ: D5-'15**  
**COLLEGE: NEBRASKA**

**ACQUIRED BY BUCS:**

- x Selected in the fifth round (162nd overall) of the 2015 NFL Draft by the Buccaneers.

**COLLEGE:**

- x Started 49-of-53 games at Nebraska (2010-14), catching 181 passes for 2,689 yards (14.9 avg.) and 21 touchdowns. Also rushed six times for 109 yards (18.2 avg.) and one touchdown.
- x Returned 51 kickoffs for 1,277 yards (25.0 avg.) and one touchdown.
- x Holds the school record for career receptions (181) and receiving yards (2,689), while ranking third in school history in receiving touchdowns (21).
- x His 49 career starts are the most in school history by an offensive player and the second-most by a position player.
- x Placed on the Biletnikoff Award Watch List in both 2013 and 2014.
- x Started 12-of-13 games as a senior (2014), catching 47 passes for 788 yards (16.8 avg.) six touchdowns, all of which led the team.
- x Earned first-team All-Big Ten honors from the league's coaches, while earning honorable mention All-Big Ten from the league's media.
- x As a junior (2013), started 12-of-13 games, catching a team-leading 52 passes for 577 yards (11.1 avg.) and four touchdowns.
- x Bell's 51 receptions ranked as the seventh-most on the single-season reception list.
- x Recorded a 99-yard kickoff return for a touchdown at Penn State (11/23/13), tied for the fifth-longest return in school history.
- x Started all 14 games as a sophomore, catching 50 passes for 863 yards (17.3 avg.) and eight touchdowns, all of which led the team and set sophomore school records.
- x His 863 yards ranked fourth in Huskers history, while his eight touchdown grabs were the fifth-most in school history.
- x Earned second-team All-Big Ten honors from the league's coaches and media.

- x Had a career day against Minnesota, setting career highs in receptions (nine) and receiving yards (136), while tying a career best with two touchdown receptions.
- x As a redshirt freshman (2011), Bell played in all 13 games, starting the final 11, leading the team in all receiving categories, catching 32 passes for 461 yards (14.4) and three touchdowns.
- x Became only the second freshman to ever lead the team in receptions and receiving yards (Nate Swift, 2005), while his totals were the second-highest ever by a freshman.
- x Scored on an 82-yard touchdown run at Minnesota (10/22/11), the longest-ever run by a Husker freshman.
- x Made first career start against Washington (9/17/11).
- x Caught first career pass (42 yards) in a win over Fresno State (9/10/11).
- x Made NCAA debut against Chattanooga (9/3/11).
- x Redshirted in 2010, earning scout team MVP honors.
- x Graduated with a degree in ethnic studies.

**PERSONAL:**

- x Attended Fairview High School (Boulder, Colorado).
- x Ranked in the top 10 players in Colorado, according to Rivals.com.
- x Recognized as a first-team All-Colorado selection and first-team Class 5A all-state by the Denver Post.
- x Also competed in basketball and track.
- x Son of Tami Campbell and his stepfather is Dan Campbell.
- x His father, Ken Bell, played for the Denver Broncos from 1986-89, tallying more than 2,000 career yards in kickoff returns.
- x Born Kenny Bell on February 25, 1992 in Boulder, Colorado.

**COMMUNITY:**

- x In May 2015, toured MacDill Air Force Base to greet military servicemen and servicewomen and learn about the important role that the base plays in the Tampa community.
- x In May 2015, visited wounded warriors recovering from injury and illness at James A. Haley Veterans' Hospital in Tampa.

1

**BRANDON BOGOTAY****KICKER****HT: 6-3 WT: 207****DOB: 5/8/1989****NFL: 1ST YEAR****ACQ: FA-'15****COLLEGE: GEORGIA****ACQUIRED BY BUCS:**

- × Signed by Tampa Bay as a free agent on May 28, 2015.

**ORIGINALLY ENTERED NFL:**

- × Originally entered the league as a college free agent with the Cleveland Browns in 2013.

**CAREER HIGHLIGHTS:**

- × Spent the 2013 preseason with the Cleveland Browns, connecting on 2-of-3 field goals and making all three of his extra point attempts.

**COLLEGE/PERSONAL:**

- × Spent three seasons at Georgia (2009-11), appearing in 14 games as the backup to current Minnesota Vikings kicker Blair Walsh.
- × Tallied 29 career kickoffs, with eight touchbacks, while connecting on one of three field goal attempts and all seven of his extra point attempts.
- × As a senior (2011), played in eight games, going 1-for-2 of field goal attempts, 6-for-6 on extra point attempts, while kicking off 19 times, with five touchbacks.

- × Earned SEC Academic Honor Roll selection in the fall semester.
- × Recovered a fumble against Kentucky.
- × Prior to attending Georgia, spent one season at Grossmont College in El Cajon, California (2008).
- × Named first-team All-Southern Conference after finishing the year 15-of-23 on field goals.
- × Made Scout.com's list of Top Junior College Kicker in 2008.
- × Majored in Family Financial Planning.
- × Attended Patrick Henry High School (San Diego, California).
- × Born Brandon Bogotay on May 8, 1989 in San Diego, California.

**COMMUNITY:**

- × In June 2015, greeted the Land O' Lakes High School Special Olympics Soccer Team at practice, congratulating the group on representing Team USA at the 2015 Special Olympics World Games in Los Angeles, CA.



84

**CAMERON BRATE**

**TIGHT END**  
**HT: 6-5 WT: 245**  
**DOB: 7/3/1991**  
**NFL: 1ST YEAR**  
**ACQ: FA-'14**  
**COLLEGE: HARVARD**

**ACQUIRED BY BUCS:**

- × Signed by Tampa Bay as a college free agent on May 21, 2014.

**2014 HIGHLIGHTS:**

- × Spent the first 12 weeks of the season on the team's practice squad.
- × Promoted to Tampa Bay's active roster on November 25.
- × Active in four games on the season
- × Made NFL and Buccaneers debut vs. Cincinnati (11/30), starting at tight end and recording a 17-yard reception.

**COLLEGE:**

- × Ranks fourth in school history with 18 touchdown receptions.
- × Earned second straight unanimous All-Ivy League first team selection after finishing senior season (2013), starting eight games with 25 receptions for 403 yards, and five touchdowns.
- × Member of the NCAA Football Championship Subdivision Academic All-Star Team.
- × Unanimous first-team All-Ivy League selection after junior season (2012), compiling 41 receptions for 592 yards and six touchdowns in 10 starts.
- × Named to first team Capital One All-America.
- × Voted second-team All-Ivy League after sophomore season (2011), recording 25 catches for 386 yards and seven touchdowns in 10 starts.
- × Was a member of the junior varsity team as a freshman in 2010.

**PERSONAL:**

- × Attended Naperville Central High School (Naperville, Illinois).
- × Played football, basketball and baseball.
- × Named captain of football team as a senior.
- × Earned All-State special mention by the Chicago Tribune.
- × Born Cameron Brate on July 3, 1991.

**COMMUNITY:**

- × In December 2014, visited patients battling illness during the holidays at All Children's Hospital in St. Petersburg.
- × In November 2014, congratulated students at Pinellas Park Middle School for winning the Fuel Up to PLAY 60 "Defend Your Turf Challenge" and led students in fitness drills.
- × In September 2014, participated in a Buccaneers Academy ribbon-cutting ceremony and helped build an outdoor class at Sheehy Elementary in Tampa.
- × In September 2014, along with UnitedHealthcare employees and teammates, helped construct 35 Learning Garden boxes/kits to be delivered to schools around Tampa Bay.
- × In June 2014, visited MacDill Air Force Base to greet service members and learn about U.S. military operations headquartered in Tampa.
- × In May 2014, participated in the Buccaneers Academy Fitness Zone ribbon cutting at Graham Elementary and helped lead students through PLAY 60 football drills.

**BRATE'S CAREER STATISTICS**

YEAR	TEAM	GP	GS	RECEIVING					LG	TD	ATT	RUSHING		
				NO	YDS	AVG	LG	TD				YDS	AVG	LG
2014	Tampa Bay	5	1	1	17	17.0	17	0	0	0	-	-	0	
NFL Totals		5	1	1	17	17.0	17	0	0	0	-	-	0	

## BRATE'S GAME-BY-GAME STATISTICS

2014 DATE	OPP	RECEIVING						RUSHING				
		NO	YDS	AVG	LG	TD	ATT	YDS	AVG	LG	TD	
Sept. 7	CAR											
Sept. 14	STL											
Sept. 21	@ATL											
Sept. 28	@PIT											
Oct. 5	@NO											
Oct. 19	BAL											
Oct. 27	MIN											
Nov. 2	@CLE											
Nov. 9	ATL											
Nov. 16	@WAS											
Nov. 23	@CHI											
Nov. 27	CIN	1	17	17.0	17	0	0	0	-	-	0	
Dec. 7	@DET	0	0	-	-	0	0	0	-	-	0	
Dec. 14	@CAR	0	0	-	-	0	0	0	-	-	0	
Dec. 21	GB	0	0	-	-	0	0	0	-	-	0	
Dec. 28	NO	0	0	-	-	0	0	0	-	-	0	
<b>TOTALS</b>		<b>1</b>	<b>17</b>	<b>17.0</b>	<b>17</b>	<b>0</b>	<b>0</b>	<b>0</b>	<b>-</b>	<b>-</b>	<b>0</b>	

# 50

**BRUCE CARTER**  
**LINEBACKER**  
 HT: 6-2 WT: 240  
 DOB: 2/19/88  
 NFL: 5TH YEAR  
 ACQ: UFA (DAL), 2015  
 COLLEGE: NORTH CAROLINA



### ACQUIRED BY BUCS:

- × Signed by Tampa Bay on March 11, 2015 as an unrestricted free agent from Dallas.

### ORIGINALLY ENTERED NFL:

- × Originally entered the NFL as a second-round pick, (40th overall) of the Dallas Cowboys in the 2011 NFL Draft.

### CAREER HIGHLIGHTS:

- × Has started 32-of-49 career regular-season games played, recording 235 tackles, 14 passes defended, five interceptions (returned 72 yards, one touchdown), 3.0 sacks and seven special teams tackles.
- × Started both postseason contests for the Cowboys in 2014, registering 14 tackles and three passes defended.
- × His team-best five interceptions in 2014 led all NFL linebackers and ranked as the third-highest total in the league.

- × Has seven career games with 10 or more tackles.
- × Posted a career-high 12 tackles on two separate occasions: at New Orleans (11/10/13) and at St. Louis (9/21/14).
- × Grabbed first career interception at St. Louis (9/21/14), returning it 25 yards for his first career touchdown.
- × Has one career multi-interception game: Week 17 of 2014 at Washington (12/28/14).
- × Registered first career sack in Week 1 of the 2013 season, against the New York Giants (9/8/13), dropping quarterback Eli Manning for a five-yard loss.
- × Started first career game in the 2012 season opener against the New York Giants (9/5/12), totaling five tackles.
- × Made NFL debut in Week 8 of his rookie season at Philadelphia (10/30/11).

**2014 HIGHLIGHTS:**

- × Spent the season with the Dallas Cowboys.
- × Played in 13 regular season games, starting eight, totaling 67 tackles, five tackles for loss, eight passes defended, five interceptions (returned 72 yards, one touchdown) and one sack.
- × Started both postseason contests for the Cowboys in 2014, registering 14 tackles and three passes defended.
- × His team-best five interceptions in 2014 led all NFL linebackers and ranked as the third-highest total in the league.
- × Recorded first sack of the season in Week 1 against San Francisco (9/7), bringing down Niners quarterback Colin Kaepernick for a nine-yard loss.
- × Had a banner day in a win at St. Louis (9/21), totaling 12 tackles and recording one interception, returned 25 yards for a touchdown. The interception and score were each the first of his career.
- × Registered a career-high two passes defended in a win over New Orleans (9/28).
- × Nabbed second interception of the year in a win at Jacksonville (11/9).
- × Started in the season finale at Washington (12/28), finishing the game with 11 tackles and two interceptions, for his first career multi-interception game.

**COLLEGE/PERSONAL:**

- × Started 44-of-49 games at North Carolina (2007-10), totaling 215 tackles, 24 tackles for loss, 12 passes defended, 9.5 sacks, three interceptions (returned for 162 yards, two touchdowns) and one forced fumble.

- × As a senior (2010), started 11 games and was one-of-five finalists for the Dick Butkus Award, given annually to the nation's top linebacker, before suffering a season-ending knee injury.
- × Finished senior season with 57 tackles, 4.5 tackles for loss, three passes defended, 2.5 sacks, one interception (returned 55 yards) and one forced fumble, with one blocked punt on special teams.
- × Earned second-team All-ACC honors as a junior (2009), racking up 65 tackles, 7.5 tackles for loss, three passes defended, 2.0 sacks and one interception, returned 41 yards for a touchdown.
- × As a sophomore (2008), registered 68 tackles, 11 tackles for loss, 5.0 sacks, three passes defended and one interception returned 66 yards for a touchdown.
- × Led the NCAA with five blocked kicks (four punts and one field goal attempt), including blocking three punts against Connecticut, which established a new Atlantic Coast Conference record.
- × Started 7-of-12 games as a freshman, totaling 25 tackles, three passes defended and two tackles for loss.
- × Graduated with a degree in African-American studies.
- × Attended Havelock High School (Havelock, North Carolina).
- × A SuperPrep All-American, ranking as the eighth skill athlete in the country and the seventh-overall player in the state.
- × Played quarterback, safety and running back.
- × Born Bruce Carter on February 19, 1988 in Havelock, North Carolina.

**CARTER'S CAREER STATISTICS**

YEAR	TEAM	TACKLES							INTERCEPTIONS					FUMBLES			ST TACKLES		
		GP	GS	TOT	SOLO	ASST	SK	YDS	NO	YDS	LG	TD	PD	FF	FR	YDS	T	S	A
2011	Dallas	10	0	2	1	1	0.0	0.0	0	0	0	0	1	0	0	0	6	4	2
2012	Dallas	11	11	70	51	19	0.0	0.0	0	0	0	2	0	0	0	0	0	0	
2013	Dallas	15	13	96	73	23	2.0	2.0	0	0	0	3	0	0	0	0	0	0	
2014	Dallas	13	8	67	47	20	1.0	1.0	5	72	35	1	8	0	0	1	1	0	
NFL Totals		49	32	235	172	63	3.0	3.0	5	72	35	1	14	0	0	7	5	2	
PLAYOFFS																			
YEAR	TEAM	TACKLES							INTERCEPTIONS					FUMBLES			TACKLES		
		GP	GS	TOT	SOLO	ASST	SK	YDS	NO	YDS	LG	TD	PD	FF	FR	YDS	T	S	A
2014	Dallas	2	2	14	9	5	0.0	0.0	0	0	0	0	3	0	0	0	0	0	
Postseason		2	2	14	9	5	0.0	0.0	0	0	0	0	3	0	0	0	0	0	

**SINGLE-GAME HIGHS**

**Tackles:** 12, twice, last at St. Louis, 9/21/14 (w/Dallas)

**Interceptions:** 2 at Washington, 12/28/14 (w/Dallas)

**Passes Defended:** 3, vs. Detroit, 1/4/15 (Wild Card Playoff Game w/Dallas)

# CARTER'S GAME-BY-GAME STATISTICS

COACHING

PLAYERS

2014 REVIEW

HISTORY

RECORDS

SIDELINES

## 2014 (W/DALLAS)

DATE	OPP	TACKLES					YDS	QB	INTERCEPTIONS					FUMBLES			ST TACKLES			
		T	S	A	TFL	SK			NO	YDS	LG	TD	PD	FF	FR	YDS	T	S	A	
Sept. 13	@TB	6	3	3	0	0.0	0.0	0	0	0	0	0	1	0	0	0	0	0	0	
Sept. 20	NYG	3	3	0	0	0.0	0.0	0	0	0	0	0	1	0	0	0	0	0	0	
Sept. 28	CAR	5	4	1	1	0.0	0.0	0	1	0	0	0	1	0	0	0	0	0	0	
Oct. 4	@DEN	5	4	1	0	0.0	0.0	0	0	0	0	0	1	0	0	0	0	0	0	
Oct. 11	KC	4	4	0	0	0.0	0.0	0	0	0	0	0	2	0	0	0	0	0	0	
Oct. 25	ATL	7	6	1	0	0.0	0.0	0	1	0	0	0	1	0	0	0	0	0	0	
Nov. 1	SEA	1	0	1	0	0.0	0.0	0	0	0	0	0	1	0	0	0	0	0	0	
Nov. 8	@PHI	3	3	0	0	0.0	0.0	0	1	0	0	0	2	0	0	0	0	0	0	
Nov. 15	@GB	4	3	1	0	0.0	0.0	0	0	0	0	0	0	0	0	0	0	0	0	
Nov. 22	WAS	4	4	0	0	0.0	0.0	0	0	0	0	0	2	0	0	0	0	0	0	
Nov. 26	OAK	2	2	0	0	0.0	0.0	0	0	0	0	0	2	0	0	0	0	0	0	
Dec. 6	@NYG	3	3	0	0	0.0	0.0	0	1	0	0	0	2	0	0	0	0	0	0	
Dec. 13	SD	3	3	0	0	0.0	0.0	0	0	0	0	0	1	0	0	0	0	0	0	
Dec. 19	@NO	6	5	1	0	0.0	0.0	0	1	0	0	0	2	0	0	0	0	0	0	
Dec. 27	@WAS	3	3	0	0	0.0	0.0	0	0	0	0	0	1	0	0	0	0	0	0	
Jan. 3	PHI	1	1	0	0	0.0	0.0	0	0	0	0	0	3	0	0	0	0	0	0	
<b>TOTALS</b>		<b>67</b>	<b>28</b>	<b>20</b>	<b>5</b>	<b>1.0</b>	<b>9.0</b>	<b>3</b>	<b>5</b>	<b>72</b>	<b>35</b>	<b>1</b>	<b>8</b>	<b>0</b>	<b>0</b>	<b>0</b>	<b>1</b>	<b>1</b>	<b>0</b>	
<b>PLAYOFFS</b>																				
Jan. 4	DET	5	3	2	0	0.0	0.0	0	0	0	0	0	3	0	0	0	0	0	0	0
Jan. 11	@GB	9	6	3	1	0.0	0.0	0	0	0	0	0	0	0	0	0	0	0	0	0
<b>TOTALS</b>		<b>14</b>	<b>9</b>	<b>5</b>	<b>1</b>	<b>0.0</b>	<b>0.0</b>	<b>0</b>	<b>0</b>	<b>0</b>	<b>0</b>	<b>0</b>	<b>3</b>	<b>0</b>	<b>0</b>	<b>0</b>	<b>0</b>	<b>0</b>	<b>0</b>	

## 2013 (W/DALLAS)

DATE	OPP	TACKLES					YDS	QH	INTERCEPTIONS					FUMBLES			ST TACKLES			
		T	S	A	TFL	SK			NO	YDS	LG	TD	PD	FF	FR	YDS	T	S	A	
Sept. 8	NYG	9	6	3	1	1.0	5.0	1	0	0	0	0	0	0	0	0	0	0	0	0
Sept. 15	@KC	6	6	0	1	1.0	6.0	1	0	0	0	0	1	0	0	0	0	0	0	0
Sept. 22	STL	4	3	1	0	0.0	0.0	0	0	0	0	0	0	0	0	0	0	0	0	0
Sept. 29	@SD	8	5	3	0	0.0	0.0	0	0	0	0	0	0	0	0	0	0	0	0	0
Oct. 6	DEN	4	4	0	1	0.0	0.0	0	0	0	0	0	0	0	0	0	0	0	0	0
Oct. 13	WAS	6	5	1	0	0.0	0.0	0	0	0	0	0	0	0	0	0	0	0	0	0
Oct. 20	@PHI	2	1	1	0	0.0	0.0	1	0	0	0	0	0	0	0	0	0	0	0	0
Oct. 27	@DET	3	2	1	0	0.0	0.0	1	0	0	0	0	1	0	0	0	0	0	0	0
Nov. 3	MIN	6	5	1	0	0.0	0.0	0	0	0	0	0	0	0	0	0	0	0	0	0
Nov. 10	@NO	12	9	3	0	0.0	0.0	0	0	0	0	0	0	0	0	0	0	0	0	0
Nov. 24	@NYG	7	6	1	1	0.0	0.0	0	0	0	0	0	0	0	0	0	0	0	0	0
Nov. 28	OAK	6	3	3	0	0.0	0.0	0	0	0	0	0	0	0	0	0	0	0	0	0
Dec. 9	@CHI	6	6	0	1	0.0	0.0	0	0	0	0	0	1	0	0	0	0	0	0	0
Dec. 15	GB								Inactive											
Dec. 22	@WAS	11	7	4	0	0.0	0.0	0	0	0	0	0	0	0	0	0	0	0	0	0
Dec. 29	PHI	6	5	1	0	0.0	0.0	0	0	0	0	0	0	0	0	0	0	0	0	0
<b>TOTALS</b>		<b>96</b>	<b>73</b>	<b>23</b>	<b>5</b>	<b>2.0</b>	<b>11.0</b>	<b>4</b>	<b>0</b>	<b>0</b>	<b>0</b>	<b>0</b>	<b>3</b>	<b>0</b>	<b>0</b>	<b>0</b>	<b>0</b>	<b>0</b>	<b>0</b>	<b>0</b>

## 2012 (W/DALLAS)

DATE	OPP	TACKLES					YDS	QH	INTERCEPTIONS					FUMBLES			ST TACKLES			
		T	S	A	TFL	SK			NO	YDS	LG	TD	PD	FF	FR	YDS	T	S	A	
Sept. 5	@NYG	5	4	1	0	0.0	0.0	0	0	0	0	0	0	0	0	0	0	0	0	0
Sept. 16	@SEA	10	4	6	1	0.0	0.0	0	0	0	0	0	1	0	0	0	0	0	0	0
Sept. 23	TB	5	4	1	1	0.0	0.0	0	0	0	0	0	0	0	0	0	0	0	0	0
Oct. 1	CHI	2	1	1	0	0.0	0.0	1	0	0	0	0	0	0	0	0	0	0	0	0
Oct. 14	@BAL	5	3	2	0	0.0	0.0	0	0	0	0	0	0	0	0	0	0	0	0	0
Oct. 21	@CAR	5	3	2	1	0.0	0.0	0	0	0	0	0	0	0	0	0	0	0	0	0
Oct. 28	NYG	4	4	0	1	0.0	0.0	0	0	0	0	0	0	0	0	0	0	0	0	0
Nov. 4	@ATL	10	9	1	2	0.0	0.0	0	0	0	0	0	1	0	0	0	0	0	0	0
Nov. 11	@PHI	10	10	0	2	0.0	0.0	0	0	0	0	0	0	0	0	0	0	0	0	0
Nov. 18	CLE	5	4	1	1	0.0	0.0	0	0	0	0	0	0	0	0	0	0	0	0	0
Nov. 22	WAS	9	5	4	0	0.0	0.0	1	0	0	0	0	0	0	0	0	0	0	0	0
Dec. 2	PHI								Injured Reserve											
Dec. 9	@CIN								Injured Reserve											
Dec. 16	PIT								Injured Reserve											
Dec. 23	NO								Injured Reserve											
Dec. 30	@WAS								Injured Reserve											
<b>TOTALS</b>		<b>70</b>	<b>51</b>	<b>19</b>	<b>9</b>	<b>0.0</b>	<b>0.0</b>	<b>2</b>	<b>0</b>	<b>0</b>	<b>0</b>	<b>0</b>	<b>2</b>	<b>0</b>	<b>0</b>	<b>0</b>	<b>0</b>	<b>0</b>	<b>0</b>	<b>0</b>



**2011 (W/DALLAS)**

DATE	OPP	TACKLES							INTERCEPTIONS							FUMBLES			ST TACKLES		
		T	S	A	TFL	SK	YDS	QBP	NO	YDS	LG	TD	PD	FF	FR	YDS	T	S	A		
Sept. 11	@NYJ								Reserve/NFI												
Sept. 18	@SF								Reserve/NFI												
Sept. 26	WAS								Reserve/NFI												
Oct. 2	DET								Reserve/NFI												
Oct. 16	@NE								Reserve/NFI												
Oct. 23	STL								Reserve/NFI												
Oct. 30	@PHI	0	0	0	0	0.0	0.0	0	0	0	0	0	0	0	0	0	1	1	0		
Nov. 6	SEA	0	0	0	0	0.0	0.0	0	0	0	0	0	1	0	0	0	0	0	0		
Nov. 13	BUF	1	1	0	0	0.0	0.0	0	0	0	0	0	0	0	0	1	1	0			
Nov. 20	@WAS	0	0	0	0	0.0	0.0	0	0	0	0	0	0	0	0	1	1	0			
Nov. 24	MIA	0	0	0	0	0.0	0.0	0	0	0	0	0	0	0	0	0	0	0			
Dec. 4	@ARI	0	0	0	0	0.0	0.0	0	0	0	0	0	0	0	0	0	0	0			
Dec. 11	NYG	0	0	0	0	0.0	0.0	0	0	0	0	0	0	0	0	1	0	1			
Dec. 17	@TB	0	0	0	0	0.0	0.0	0	0	0	0	0	0	0	0	0	0	0			
Dec. 24	PHI	1	0	1	0	0.0	0.0	0	0	0	0	0	0	0	0	0	0	0			
Jan. 1	@NYG	0	0	0	0	0.0	0.0	0	0	0	0	0	0	0	0	2	1	1			
<b>TOTALS</b>		<b>2</b>	<b>1</b>	<b>1</b>	<b>0</b>	<b>0.0</b>	<b>0.0</b>	<b>0</b>	<b>0</b>	<b>0</b>	<b>0</b>	<b>21T</b>	<b>0</b>	<b>1</b>	<b>0</b>	<b>0</b>	<b>0</b>	<b>0</b>	<b>6</b>	<b>4</b>	<b>2</b>

# 14

## KAEVIN CLAY

**WIDE RECEIVER**  
**HT: 5-10 WT: 193**  
**DOB: 1/2/92**  
**NFL: ROOKIE**  
**ACQ: D6-'15**  
**COLLEGE: UTAH**



### ACQUIRED BY BUCS:

- Selected in the sixth round (184th overall) of the 2015 NFL Draft by the Buccaneers.

### COLLEGE:

- Started 10-of-13 games at Utah (2014), catching 43 passes for a team-leading 523 yards (12.2 avg.) and four touchdowns, which tied for the team lead.
- Returned 23 punts for 346 yards (15.0 avg.) and three touchdowns with 22 kickoff returns for 548 yards (24.9 avg.) and one touchdown.
- Named to four All-America teams at punt returner: Sporting News, CBSSports.com and FoxSports.com (first-team) and Scout.com (second-team).
- Earned first-team All-Pac 12 honors as a punt returner.
- Won the College Football Performance Awards (CFPA) Punt Returner Trophy.
- Three punt returns for touchdowns tied for the most in the NCAA and tied the Utah school record.
- Led the Pac-12 and ranked fourth in the nation in punt return average.
- Ranked seventh in Utah history in single-season punt return yards (346) and eighth in punt return average (15.0).
- One of only two players with four total returns for touchdowns.

- Named Pac-12 Special Teams Player of the Week after two return touchdowns (one punt return, one kickoff return) against Idaho.
- Prior to his season at Utah, spent two seasons at Mt. San Antonio College (Mt. SAC; 2012-13), catching 90 passes for 1,654 yards and 24 touchdowns. Also averaged 34.5 yards per kick return, with five touchdowns.
- Led the team in receptions, receiving yards, touchdown catches, kick returns, all-purpose yards and scoring in both seasons at Mt. SAC.
- Named first-team all-Southern California Football Association (SCFA) in 2013, after leading the conference in receiving yards (995), yards per game (90.5) and touchdowns (16).
- Originally signed with California out of high school, redshirting in 2010, before being injured in 2011 and transferring to Mt. SAC

### PERSONAL:

- Attended Long Beach Poly High School (Long Beach, California).
- Played both running back and wide receiver in high school.
- SuperPrep All-American and All-Moore League selection as a senior, totaling 1,048 rushing yards with seven touchdowns and 524 receiving yards with eight touchdowns.

- x Named second-team all-league as a junior, catching 20 passes for 568 yards and six touchdowns.
- x Also ran track in high school, finishing third in the state in the 100-meter dash and sixth in the 200-meter dash as a senior.
- x Led his school to four Moore League track and field titles.
- x Son of Rodney Clay and Joi King.
- x Has one brother and two sisters.

- x Born Kaelin Jesse Clay on January 3, 1992 in Long Beach, California.

### COMMUNITY:

- x In May 2015, toured MacDill Air Force Base to greet military servicemen and servicewomen and learn about the important role that the base plays in the Tampa community.
- x In May 2015, visited wounded warriors recovering from injury and illness at James A. Haley Veterans' Hospital in Tampa.

## 23

## CHRIS CONTE

**SAFETY**  
**HT: 6-2 WT: 203**  
**DOB: 2/23/89**  
**NFL: 5TH YEAR**  
**ACQ: UFA (CHI), 2015**  
**COLLEGE: CALIFORNIA**



### ACQUIRED BY BUCS:

- x Signed by Tampa Bay on March 12, 2015 as an unrestricted free agent from Chicago.

### ORIGINALLY ENTERED NFL:

- x Originally entered the NFL as a third-round pick, (93rd overall) of the Chicago Bears in the 2011 NFL Draft.

### CAREER HIGHLIGHTS:

- x Started 52-of-57 career games played, totaling 225 tackles, 21 passes defended, nine interceptions (returned 124, yard), one forced fumble and one fumble recovery.
- x One of eight safeties to record at least three interceptions in each of the last two seasons (2013-14: Q. Demps, T. Gipson, J. Ihedigbo, R. Johnson, G. Quinn, E Reid and A. Rolle).
- x His eight interceptions since the start of the 2012 season rank as the ninth-most by a safety in the NFL during that time.
- x Got first career interception against Tampa Bay in London (10/23/11).
- x Started first career game in a win over Minnesota (10/16/11).
- x Made NFL debut in the 2011 season opener against Atlanta (9/11/11).

### 2014 HIGHLIGHTS:

- x Spent the season with the Chicago Bears.
- x Started all 12 regular season games he played in, registering 40 tackles, three passes defended and three interceptions.

- x His three interceptions tied a career-high.
- x In the season opener against Buffalo (9/7), tallied six tackles and one interception.
- x Grabbed an interception for the second consecutive game in Week 2 at San Francisco (9/14), intercepting 49ers quarterback Colin Kaepernick.
- x Registered a season-high eight tackles at New England (10/26).
- x Recorded his third interception of the year against Tampa Bay (11/23).

### COLLEGE/PERSONAL:

- x Played in 50 games at Cal (2007-10), making 17 starts, appearing as both a corner and safety, totaling 157 tackles, four tackles for loss, 11 passes defended, two interceptions, one forced fumble and one fumble recovery. Also blocked a punt that he returned for a touchdown.
- x Earned first-team All-Pac 10 honors as a senior (2010), starting all 12 games registering 72 tackles, three passes defended and one interception, along with blocking a punt and returning it for a touchdown.
- x Attended Loyola High School (Los Angeles, California).
- x Helped team to CIF Division I title as a junior.
- x Grandson of actor Richard Conte.
- x Born Chris Conte on February 23, 1989 in Los Angeles, California.

### COMMUNITY:

- x In June 2015, had his head shaved by children battling cancer as part of the Buccaneers Cut for a Cure to raise funds and awareness for the Pediatric Cancer Foundation.

## CONTE'S CAREER STATISTICS

YEAR	TEAM	GP	GS	TACKLES				INTERCEPTIONS				FUMBLES			ST TACKLES				
				TOT	SOLO	ASST	SK	YDS	NO	YDS	LG	TD	PD	FF	FR	YDS	T	S	A
2011	Chicago	14	9	29	22	7	0.0	0.0	1	0	0	0	2	0	0	0	1	1	0
2012	Chicago	15	15	67	51	16	0.0	0.0	2	70	35	0	9	0	1	0	1	1	0
2013	Chicago	16	16	89	72	17	0.0	0.0	3	48	35	0	7	1	0	0	0	0	0
2014	Chicago	12	12	40	30	10	0.0	0.0	3	6	5	0	3	0	0	0	3	2	1
NFL Totals		57	52	225	175	50	0.0	0.0	9	124	35	0	21	1	1	0	5	4	1

### SINGLE-GAME HIGHS

**Tackles:** 11 at Dallas, 10/1/12 (w/Chicago)  
**Interceptions:** 1 nine times, last vs. Tampa Bay, 11/23/14 (w/Chicago)  
**Passes Defended:** 3, twice, last vs. Detroit, 11/10/13 (w/Chicago)  
**Forced Fumbles:** 1, at Green Bay, 11/4/13 (w/Chicago)

## CONTE'S GAME-BY-GAME STATISTICS

### 2014 (W/CHICAGO)

DATE	OPP	TACKLES							INTERCEPTIONS					FUMBLES			ST TACKLES		
		T	S	A	TFL	SK	YDS	QH	NO	YDS	LG	TD	PD	FF	FR	YDS	T	S	A
Sept. 7	BUF	6	5	1	0	0.0	0.0	0	1	5	5	0	1	0	0	0	1	0	0
Sept. 14	@SF	2	1	1	0	0.0	0.0	0	1	1	1	0	1	0	0	0	0	0	0
Sept. 22	@NYJ	4	2	2	0	0.0	0.0	0	0	0	0	0	0	0	0	0	0	0	0
Sept. 28	GB	3	2	1	0	0.0	0.0	0	0	0	0	0	0	0	0	0	0	0	0
Oct. 5	@CAR	0	0	0	0	0.0	0.0	0	0	0	0	0	0	0	0	0	0	0	0
Oct. 12	@ATL	3	3	0	0	0.0	0.0	0	0	0	0	0	0	0	0	0	0	0	0
Oct. 19	MIA								Inactive										
Oct. 26	@NE	8	5	3	0	0.0	0.0	0	0	0	0	0	0	0	0	0	0	0	0
Nov. 9	@GB	4	4	0	0	0.0	0.0	0	0	0	0	0	0	0	0	0	0	0	0
Nov. 16	MIN	2	2	0	0	0.0	0.0	0	0	0	0	0	0	0	0	0	2	2	0
Nov. 23	TB	4	4	0	0	0.0	0.0	0	1	0	0	0	1	0	0	0	0	0	0
Nov. 27	@DET	2	1	1	0	0.0	0.0	0	0	0	0	0	0	0	0	0	0	0	0
Dec. 4	DAL	2	1	1	0	0.0	0.0	0	0	0	0	0	0	0	0	0	0	0	0
Dec. 15	NO								Inactive										
Dec. 21	DET								Inactive										
Dec. 28	@MIN								Inactive										
<b>TOTALS</b>		<b>40</b>	<b>30</b>	<b>10</b>	<b>0</b>	<b>0.0</b>	<b>0.0</b>	<b>0</b>	<b>3</b>	<b>6</b>	<b>5</b>	<b>0</b>	<b>3</b>	<b>0</b>	<b>0</b>	<b>0</b>	<b>3</b>	<b>2</b>	<b>1</b>

### 2013 (W/CHICAGO)

DATE	OPP	TACKLES							INTERCEPTIONS					FUMBLES			ST TACKLES		
		T	S	A	TFL	SK	YDS	QH	NO	YDS	LG	TD	PD	FF	FR	YDS	T	S	A
Sept. 8	CIN	1	1	0	0	0.0	0.0	0	0	0	0	0	0	0	0	0	0	0	0
Sept. 15	MIN	3	3	0	0	0.0	0.0	0	0	0	0	0	0	0	0	0	0	0	0
Sept. 23	@PIT	8	6	2	0	0.0	0.0	0	1	13	13	0	2	0	0	0	0	0	0
Sept. 29	@DET	6	6	0	0	0.0	0.0	0	0	0	0	0	0	0	0	0	0	0	0
Oct. 6	NO	7	6	1	0	0.0	0.0	0	0	0	0	0	0	0	0	0	0	0	0
Oct. 10	NYG	7	6	1	0	0.0	0.0	0	0	0	0	0	0	0	0	0	0	0	0
Oct. 20	@WAS	8	4	4	0	0.0	0.0	0	0	0	0	0	0	0	0	0	0	0	0
Nov. 4	@GB	2	2	0	0	0.0	0.0	0	0	0	0	0	0	1	0	0	0	0	0
Nov. 10	DET	3	2	1	0	0.0	0.0	0	1	35	35	0	3	0	0	0	0	0	0
Nov. 17	BAL	5	4	1	1	0.0	0.0	0	0	0	0	0	0	0	0	0	0	0	0
Nov. 24	@STL	5	5	0	0	0.0	0.0	0	0	0	0	0	0	0	0	0	0	0	0
Dec. 1	@MIN	9	8	1	0	0.0	0.0	0	0	0	0	0	0	0	0	0	0	0	0
Dec. 8	DAL	8	6	2	0	0.0	0.0	0	0	0	0	0	0	0	0	0	0	0	0
Dec. 15	@CLE	4	2	2	0	0.0	0.0	0	0	0	0	0	1	0	0	0	0	0	0
Dec. 22	@PHI	9	7	2	0	0.0	0.0	0	0	0	0	0	0	0	0	0	0	0	0
Dec. 29	GB	4	4	0	0	0.0	0.0	0	1	0	0	0	1	0	0	0	0	0	0
<b>TOTALS</b>		<b>89</b>	<b>72</b>	<b>17</b>	<b>1</b>	<b>0.0</b>	<b>0.0</b>	<b>0</b>	<b>3</b>	<b>48</b>	<b>35</b>	<b>0</b>	<b>7</b>	<b>1</b>	<b>0</b>	<b>0</b>	<b>0</b>	<b>0</b>	<b>0</b>

## 2012 (W/CHICAGO)

DATE	OPP	TACKLES						INTERCEPTIONS					FUMBLES			ST TACKLES			
		T	S	A	TFL	SK	YDS	QH	NO	YDS	LG	TD	PD	FF	FR	YDS	T	S	A
Sept. 9	IND	4	3	1	0	0.0	0.0	0	1	35	35	0	2	0	0	0	0	0	0
Sept. 13	@GB	4	2	2	0	0.0	0.0	0	0	0	0	0	0	0	0	0	0	0	
Sept. 23	STL	3	3	0	0	0.0	0.0	0	0	0	0	0	0	0	0	0	0	0	
Oct. 1	@DAL	11	8	3	1	0.0	0.0	0	0	0	0	0	0	0	0	0	0	0	
Oct. 7	@JAC	4	4	0	1	0.0	0.0	0	0	0	0	0	0	0	0	0	0	0	
Oct. 22	DET	6	6	0	0	0.0	0.0	0	0	0	0	0	1	0	0	0	0	0	
Oct. 28	CAR	8	5	3	0	0.0	0.0	0	0	0	0	0	0	0	0	0	0	0	
Nov. 4	@TEN	0	0	0	0	0.0	0.0	0	0	0	0	0	3	0	1	0	0	0	
Nov. 11	HOU	4	3	1	0	0.0	0.0	0	0	0	0	0	0	0	0	0	0	0	
Nov. 19	@SF	5	5	0	0	0.0	0.0	0	0	0	0	0	0	0	0	0	0	0	
Nov. 25	MIN	4	3	1	0	0.0	0.0	0	1	35	35	0	2	0	0	0	0	0	
Dec. 2	SEA	1	1	0	0	0.0	0.0	0	0	0	0	0	0	0	0	0	0	0	
Dec. 9	@MIN	5	3	2	0	0.0	0.0	0	0	0	0	0	0	0	0	0	1	1	
Dec. 16	GB	7	5	2	0	0.0	0.0	0	0	0	0	0	0	0	0	0	0	0	
Dec. 23	@ARI	1	0	1	0	0.0	0.0	0	0	0	0	0	1	0	0	0	0	0	
Dec. 30	@DET								Inactive										
<b>TOTALS</b>		<b>67</b>	<b>51</b>	<b>16</b>	<b>2</b>	<b>0.0</b>	<b>0.0</b>	<b>0</b>	<b>2</b>	<b>70</b>	<b>35</b>	<b>0</b>	<b>9</b>	<b>0</b>	<b>1</b>	<b>0</b>	<b>1</b>	<b>1</b>	<b>0</b>

## 2011 (W/CHICAGO)

DATE	OPP	TACKLES						INTERCEPTIONS					FUMBLES			ST TACKLES			
		T	S	A	TFL	SK	YDS	QBP	NO	YDS	LG	TD	PD	FF	FR	YDS	T	S	A
Sept. 11	ATL	0	0	0	0	0.0	0.0	0	0	0	0	0	0	0	0	0	0	0	0
Sept. 18	@NO	1	1	0	0	0.0	0.0	0	0	0	0	0	0	0	0	0	0	0	0
Sept. 25	GB	0	0	0	0	0.0	0.0	0	0	0	0	0	0	0	0	0	0	0	0
Oct. 2	CAR	0	0	0	0	0.0	0.0	0	0	0	0	0	0	0	0	0	0	0	0
Oct. 10	@DET	0	0	0	0	0.0	0.0	0	0	0	0	0	0	0	0	0	1	1	0
Oct. 16	MIN	6	3	3	0	0.0	0.0	0	0	0	0	0	0	0	0	0	0	0	0
Oct. 23	@TB	1	1	0	0	0.0	0.0	0	1	0	0	0	2	0	0	0	0	0	0
Nov. 7	@PHI	4	4	0	0	0.0	0.0	0	0	0	0	0	0	0	0	0	0	0	0
Nov. 13	DET	2	2	0	0	0.0	0.0	0	0	0	0	0	0	0	0	0	0	0	0
Nov. 20	SD	4	2	2	0	0.0	0.0	0	0	0	0	0	0	0	0	0	0	0	0
Nov. 27	@OAK	5	3	2	0	0.0	0.0	0	0	0	0	0	0	0	0	0	0	0	0
Dec. 4	KC	2	2	0	0	0.0	0.0	0	0	0	0	0	0	0	0	0	0	0	0
Dec. 11	@DEN	2	2	0	0	0.0	0.0	0	0	0	0	0	0	0	0	0	0	0	0
Dec. 18	SEA	2	2	0	1	0.0	0.0	0	0	0	0	0	0	0	0	0	0	0	0
Dec. 25	@GB								Injured Reserve										
Jan. 1	@MIN								Injured Reserve										
<b>TOTALS</b>		<b>29</b>	<b>22</b>	<b>7</b>	<b>1</b>	<b>0.0</b>	<b>0.0</b>	<b>0</b>	<b>1</b>	<b>0</b>	<b>0</b>	<b>0</b>	<b>2</b>	<b>0</b>	<b>0</b>	<b>0</b>	<b>1</b>	<b>1</b>	<b>0</b>



78

**EDAWN COUGHMAN****TACKLE**

HT: 6-4 WT: 313

DOB: 7/21/1988

NFL: 2ND YEAR

ACQ: FA- '15

COLLEGE: SHAW

**ACQUIRED BY BUCS:**

- × Signed by Tampa Bay as a free agent on May 11, 2015.

**ORIGINALLY ENTERED NFL:**

- × Originally entered the NFL as a seventh-round pick, (240th overall) of the Cincinnati Bengals in the 2013 NFL Draft.

**TRANSACTIONS:**

- × Signed with Seattle on June 18, 2012. Waived on August 26, 2012.
- × Signed to Seattle practice squad on September 3, 2012. Waived on September 6, 2012.
- × Signed by Dallas Cowboys on May 13, 2013. Waived on August 31, 2013.
- × Signed to Buffalo Bills' practice squad on September 2, 2013. Signed futures contract with Buffalo on December 30, 2013. Waived on August 19, 2014.
- × Acquired by Tampa Bay via waivers on August 29, 2014. Waived on August 29, 2014.
- × Signed to Washington Redskins' practice squad on December 11, 2014. Signed futures contract with Washington on December 29, 2014. Waived on May 4, 2015.
- × Signed by Tampa Bay on May 11, 2015.

**CAREER HIGHLIGHTS:**

- × Spent the 2011 season with the Toronto Argonauts of the Canadian Football League

**2014 HIGHLIGHTS:**

- × Spent time on the Washington Redskins' practice squad.

**COLLEGE/PERSONAL:**

- × Attended Shaw University (2009-10).
- × Selected to play in the 2010 HBCU Bowl.
- × Part of the team that won the 2010 Central Intercollegiate Athletic Associate (CIAA) Championship.
- × Earned first-team CIAA honors in both 2009 and 2010.
- × Named CIAA Offensive Lineman of the Week three times in 2010.
- × Attended at Dodge City Community College (Atlanta, Georgia), prior to playing at Shaw.
- × Majored in Recreation Studies.
- × Attended Tri-Cities High School (East Point, Georgia).
- × Son of Evangela Coughman and Teri Thomas.
- × Born Edawn Coughman on July 21, 1988 in Riverside, Georgia.

54

**LAVONTE DAVID**

LINEBACKER

HT: 6-1 WT: 233

DOB: 1/23/90

NFL: 4TH YEAR

ACQ: D2, 2012

COLLEGE: NEBRASKA

**ACQUIRED BY BUCS:**

- x Selected by Tampa Bay in the second round (58th overall) of the 2012 NFL Draft.

**CAREER HIGHLIGHTS:**

- x Has started all 46 games that he has played, totaling 429 tackles, 18 passes defended, 10.0 sacks, six interceptions, six forced fumbles and two fumble recoveries.
- x Ranks first in solo tackles and second in total tackles among all NFL players since entering the league in 2012.
- x Only NFL player with 10+ sacks and 6+ interceptions since start of 2012 season.
- x Named Associated Press All-Pro First-Team following 2013 season when he ranked fifth in the NFL in both tackles (143) tackles and interceptions (5). Added a safety, two forced fumbles, one fumble recovery, and 10 passes defended.
- x Tied for league lead with 14.5 run stuffs in 2013, according to STATS, Inc., and ranked third in the NFL in tackles for loss (20), behind Robert Quinn and J.J. Watt.
- x Ranked by Pro Football Focus as the No. 1 run stuffing outside linebacker and finished with the third-most quarterback pressures (sacks, QB hits, hurries) at the position.
- x Only NFL player with 125+ tackles and 6+ sacks in 2013
- x One of only two players since 1982 to record at least 7.0 sacks and five interceptions in the same season (S Dave Duerson)
- x Earned NFC Defensive Player of the Week for Week 12 of 2013.
- x In 2012, led the Buccaneers in tackles as a rookie, posting 139 tackles, tied for the seventh-most in the NFL. Also posted 112 solo tackles, the second-most in the league.
- x Named to USA Today's All-Joe Team in both 2012 and 2013.
- x Selected to PFW/PFWA All-Rookie Team in 2012.
- x Earned NFL Defensive Rookie of the Month in November 2012.

- x Recorded his first pass defended against New Orleans (10/21/12).
- x Registered his first career interception at Denver (12/2/12).
- x Notched his first career sack vs. Philadelphia (12/9/12).
- x Started in his NFL debut against Carolina (9/9/12).

**2014 HIGHLIGHTS:**

- x Despite missing two games, ranked third in the NFL with 146 total tackles and second with 101 solo tackles.
- x Tied for sixth in the NFL with 17 tackles for loss.
- x Tied for third in the NFL with four forced fumbles, to go along with one fumble recovery.
- x Started season opener vs. Carolina (9/7) and led the team with 10 tackles, including two for loss.
- x Started vs. St. Louis (9/14) and tallied seven tackles, including two for loss.
- x Led team with eight tackles, including one for loss, one forced fumble and one fumble recovery vs. Atlanta (9/18).
- x Topped team with 12 tackles, including three for loss, and one forced fumble in win at Pittsburgh (9/28).
- x Led team with 14 tackles, including two for loss, and added a pass defended at New Orleans (10/5).
- x Posted a team-high 14 tackles, including one for loss, vs. Baltimore (10/12).
- x Notched 14 tackles for the third consecutive game, including three for loss, vs. Minnesota (10/26).
- x Registered nine tackles at Cleveland (11/2).
- x Racked up 14 tackles for the fourth time in five games vs. Atlanta (11/9).
- x Collected a game-high 13 tackles and one quarterback hit in win at Washington (11/16).
- x Missed first career game with a hamstring injury at Chicago (11/23).
- x Inactive with hamstring injury vs. Cincinnati (11/30)
- x Returned to action at Detroit (12/7) and recorded six tackles and a pass defended before exiting the game with an injury in the third quarter.

- × Posted 12 tackles, including two for loss, one sack, one pass defended and one forced fumble at Carolina (12/14).
- × Tallied eight tackles, including one for loss, vs. Green Bay (12/21).
- × Registered five tackles and a forced fumble vs. New Orleans (12/28).

## COLLEGE:

- × Started all 27 games he played in at Nebraska (2010-11), recording 285 tackles, 28 tackles for loss, 11.5 sacks, two interceptions, 12 passes defended, three forced fumbles and two fumbles recovered.
- × In 2011, earned first-team All-American honors from the American Football Coaches Association, CBS and ESPN.
- × Also earned first-team All-Big Ten accolades (coaches, media, ESPN.com, Yahoo.com, Phil Steele).
- × Was a finalist for the Butkus Award (Top Linebacker), semifinalist for the Chuck Bednarik Award (Top Defensive Player) and semifinalist for the Lott Trophy (Top Defensive IMPACT Player) in 2011.
- × Named the 2011 Butkus-Fitzgerald Big Ten Linebacker of the Year and Nebraska team MVP.
- × 2011 Guy Chamberlin Award Winner for his play and contributions to the betterment of the University of Nebraska football team.
- × As a senior, led Nebraska with 133 tackles and ranked third in the Big Ten in tackles per game.
- × Also led Nebraska in tackles for loss (13.0), sacks (5.5), interceptions (2), forced fumbles (2) and fumble recoveries (2) in 2011.
- × In 2010, set a school record with 152 tackles.
- × His 285 career tackles rank fourth in school history, and most by a two-year player.
- × Recorded a career-high 19 tackles in one game against South Dakota State, the seventh-most in school history.
- × Was named first-team All-American (Rivals.com and CBS), unanimous first-team Big 12 and Big 12 Newcomer of the Year, as selected by the coaches, in 2010.
- × Prior to his time at Nebraska, led Fort Scott Community College (Fort Scott, Kansas) to the Junior College National Championship Game, while ranking among the conference's leaders in tackles and tackles for loss.
- × Was named Defensive MVP of the JUCO National Championship Game.
- × Two-time first-team All-Jayhawk Conference selection and a Region VI All-American in 2009.

- × During his first season at Fort Scott, led the Jayhawk Conference with 93 tackles.
- × Majored in criminology and criminal justice.

## COMMUNITY:

- × In June 2015, had his head shaved by children battling cancer as part of the Buccaneers Cut for a Cure to raise funds and awareness for the Pediatric Cancer Foundation.
- × Along with teammate Alterraun Verner, serves as the Buccaneers' 2014 United Way spokesperson, promoting volunteerism and service in the community.
- × Paired up with United Way volunteers and students to install a "Learning Garden" at Edison Elementary in October 2013.
- × Led students through football drills and promoted the importance of health and fitness for the opening of BUCS CARE School Fitness Zones at Foster Elementary in September 2012 and Sulphur Springs Elementary in December 2012.
- × Visited youth at All Children's Hospital in St. Petersburg and sang holiday carols to residents at Westminster Palms retirement home in December 2012.
- × Helped host a lunch for service members at Coast Guard Air Station Clearwater and visited veterans recovering from injury and illness at Bay Pines VA Hospital in November 2012.
- × In June 2012, visited MacDill Air Force Base to tour a hurricane aircraft, witness a military dog training session, and thank civilian workers and active duty military for their service.
- × Hosted an educational scavenger hunt for children from the Boys & Girls Clubs of Tampa Bay at Busch Gardens Tampa in June 2012.
- × Signed autographs, handed out Buccaneers teddy bears, and greeted patients at St. Joseph's Children's Hospital in May 2012.
- × Volunteered time while at Nebraska with team hospital visits and the Husker Heroes program.

## PERSONAL:

- × Attended Northwestern High School (Miami, Florida).
- × Won back-to-back Florida state titles in 2006 and 2007, while finishing with undefeated records both years.
- × Son of Lynette David.
- × Born Lavonte David on January 23, 1990, in Miami, Florida.

## DAVID'S CAREER STATISTICS

YEAR	TEAM	GP	GS	TACKLES				INTERCEPTIONS				FUMBLES			ST TACKLES				
				TOT	SOLO	ASST	SK	YDS	NO	YDS	LG	TD	PD	FF	FR	YDS	T	S	A
2012	Tampa Bay	16	16	139	112	27	2.0	14.0	1	27	27	0	5	0	0	0	0	0	0
2013	Tampa Bay	16	16	144	106	38	7.0	46.5	5	87	32	0	9	2	1	0	1	1	0
2014	Tampa Bay	14	14	146	101	45	1.0	4.0	0	0	0	0	4	4	1	0	0	0	0
<b>NFL Totals</b>		<b>46</b>	<b>46</b>	<b>429</b>	<b>319</b>	<b>110</b>	<b>10.0</b>	<b>64.5</b>	<b>6</b>	<b>114</b>	<b>32</b>	<b>0</b>	<b>18</b>	<b>6</b>	<b>2</b>	<b>0</b>	<b>1</b>	<b>1</b>	<b>0</b>

### SINGLE-GAME HIGHS

**Tackles:** 16, at Oakland, 11/4/12  
**Sacks:** 2.0, at New York Jets, 9/8/13  
**Interceptions:** 2, vs. Buffalo, 12/8/13  
**Passes Defensed:** 2, three times, last vs. Buffalo, 12/8/13  
**Safeties:** 1, vs. Miami, 11/11/13

## DAVID'S GAME-BY-GAME STATISTICS

### 2014

DATE	OPP	TACKLES							INTERCEPTIONS				FUMBLES			ST TACKLES			
		T	S	A	TFL	SK	YDS	QH	NO	YDS	LG	TD	PD	FF	FR	YDS	T	S	A
Sept. 7	CAR	10	9	1	2	0.0	0.0	1	0	0	0	0	0	0	0	0	0	0	0
Sept. 14	STL	7	5	2	2	0.0	0.0	0	0	0	0	0	0	0	0	0	0	0	0
Sept. 18	@ATL	9	7	2	1	0.0	0.0	0	0	0	0	0	1	1	1	0	0	0	0
Sept. 28	@PIT	12	10	2	3	0.0	0.0	0	0	0	0	0	0	1	0	0	0	0	0
Oct. 5	@NO	14	10	4	2	0.0	0.0	0	0	0	0	0	1	0	0	0	0	0	0
Oct. 12	BAL	14	10	4	1	0.0	0.0	0	0	0	0	0	0	0	0	0	0	0	0
Oct. 26	MIN	14	9	5	3	0.0	0.0	0	0	0	0	0	0	0	0	0	0	0	0
Nov. 2	@CLE	9	3	6	0	0.0	0.0	0	0	0	0	0	0	0	0	0	0	0	0
Nov. 9	ATL	14	10	4	0	0.0	0.0	0	0	0	0	0	0	0	0	0	0	0	0
Nov. 16	@WAS	13	8	5	0	0.0	0.0	1	0	0	0	0	0	0	0	0	0	0	0
Nov. 23	@CHI								Inactive										
Nov. 30	CIN								Inactive										
Dec. 7	@DET	5	4	1	0	0.0	0.0	0	0	0	0	0	1	0	0	0	0	0	0
Dec. 14	@CAR	12	6	6	2	1.0	4.0	1	0	0	0	0	1	1	0	0	0	0	0
Dec. 21	GB	8	7	1	1	0.0	0.0	0	0	0	0	0	0	0	0	0	0	0	0
Dec. 28	NO	5	3	2	0	0.0	0.0	0	0	0	0	0	0	1	0	0	0	0	0
<b>TOTALS</b>		<b>146</b>	<b>101</b>	<b>45</b>	<b>17</b>	<b>1.0</b>	<b>4.0</b>	<b>3</b>	<b>0</b>	<b>0</b>	<b>0</b>	<b>0</b>	<b>4</b>	<b>4</b>	<b>1</b>	<b>0</b>	<b>0</b>	<b>0</b>	<b>0</b>

### 2013

DATE	OPP	TACKLES							INTERCEPTIONS				FUMBLES			ST TACKLES			
		T	S	A	TFL	SK	YDS	QH	NO	YDS	LG	TD	PD	FF	FR	YDS	T	S	A
Sept. 8	@NYJ	9	4	5	2	2.0	7.0	1	1	7	7	0	2	0	0	0	0	0	0
Sept. 15	NO	6	4	2	1	1.5	10.0	3	0	0	0	0	1	0	0	0	0	0	0
Sept. 22	@NE	9	8	1	2	0.5	4.5	1	0	0	0	0	0	0	0	0	0	0	0
Sept. 29	ARI	5	3	2	0	0.0	0.0	0	0	0	0	0	1	0	0	0	1	1	0
Oct. 13	PHI	9	9	0	1	1.0	9.0	2	0	0	0	0	0	0	0	0	0	0	0
Oct. 20	@ATL	10	10	0	3	0.0	0.0	0	0	0	0	0	1	0	0	0	0	0	0
Oct. 24	CAR	12	9	3	2	1.0	12.0	1	0	0	0	0	0	0	0	0	0	0	0
Nov. 3	@SEA	11	5	6	0	0.0	0.0	0	0	0	0	0	0	0	0	0	0	0	0
Nov. 11	MIA	7	4	3	2	0.0	0.0	1	0	0	0	0	0	0	0	0	0	0	0
Nov. 17	ATL	9	5	4	1	0.0	0.0	0	0	0	0	0	0	0	0	0	0	0	0
Nov. 24	@DET	12	9	3	0	0.0	0.0	0	1	7	7	0	1	1	0	0	0	0	0
Dec. 1	@CAR	8	4	4	1	0.0	0.0	0	1	16	16	0	1	0	0	0	0	0	0
Dec. 8	BUF	9	8	1	2	1.0	10.0	2	2	57	32	0	2	0	0	0	0	0	0
Dec. 15	SF	10	9	1	0	0.0	0.0	0	0	0	0	0	0	1	0	0	0	0	0
Dec. 22	@STL	11	10	1	2	0.0	0.0	1	0	0	0	0	0	0	1	0	0	0	0
Dec. 29	@NO	7	5	2	1	0.0	0.0	0	0	0	0	0	0	0	0	0	0	0	0
<b>TOTALS</b>		<b>144</b>	<b>106</b>	<b>38</b>	<b>20</b>	<b>6.0</b>	<b>46.5</b>	<b>12</b>	<b>5</b>	<b>87</b>	<b>32</b>	<b>0</b>	<b>9</b>	<b>2</b>	<b>1</b>	<b>0</b>	<b>1</b>	<b>1</b>	<b>0</b>

2012

DATE	OPP	TACKLES							INTERCEPTIONS					FUMBLES			ST TACKLES			
		T	S	A	TFL	SK	YDS	QH	NO	YDS	LG	TD	PD	FF	FR	YDS	T	S	A	
Sept. 9	CAR	6	4	2	0	0.0	0.0	0	0	0	0	0	0	0	0	0	0	0	0	0
Sept. 16	@NYG	8	7	1	2	0.0	0.0	0	0	0	0	0	0	0	0	0	0	0	0	
Sept. 23	@DAL	5	5	0	1	0.0	0.0	0	0	0	0	0	0	0	0	0	0	0	0	
Sept. 30	WAS	14	12	2	3	0.0	0.0	0	0	0	0	0	0	0	0	0	0	0	0	
Oct. 14	KC	8	5	3	1	0.0	0.0	0	0	0	0	0	0	0	0	0	0	0	0	
Oct. 21	NO	8	6	1	2	0.0	0.0	0	0	0	0	0	1	0	0	0	0	0	0	
Oct. 25	@MIN	2	1	1	0	0.0	0.0	0	0	0	0	0	0	0	0	0	0	0	0	
Nov. 4	@OAK	16	14	2	2	0.0	0.0	0	0	0	0	0	0	0	0	0	0	0	0	
Nov. 11	SD	14	13	1	1	0.0	0.0	0	0	0	0	0	0	0	0	0	0	0	0	
Nov. 18	@CAR	9	6	3	1	0.0	0.0	0	0	0	0	0	0	0	0	0	0	0	0	
Nov. 25	ATL	8	7	1	1	0.0	0.0	0	0	0	0	0	0	0	0	0	0	0	0	
Dec. 2	@DEN	10	7	3	3	0.0	0.0	0	1	27	27	0	2	0	0	0	0	0	0	
Dec. 9	PHI	9	7	2	0	1.0	0.0	2	0	0	0	0	0	0	0	0	0	0	0	
Dec. 16	@NO	7	4	3	1	0.0	0.0	0	0	0	0	0	0	0	0	0	0	0	0	
Dec. 23	STL	9	9	0	1	0.0	0.0	0	0	0	0	0	1	0	0	0	0	0	0	
Dec. 30	@ATL	6	5	1	1	1.0	14.0	2	0	0	0	0	1	0	0	0	0	0	0	
<b>TOTALS</b>		<b>139</b>	<b>112</b>	<b>27</b>	<b>20</b>	<b>2.0</b>	<b>14.0</b>	<b>4</b>	<b>1</b>	<b>27</b>	<b>27</b>	<b>0</b>	<b>5</b>	<b>0</b>	<b>0</b>	<b>0</b>	<b>0</b>	<b>0</b>	<b>0</b>	



**LARRY DEAN**

LINEBACKER  
 HT: 6-0 WT: 226  
 DOB: 8/7/88  
 NFL: 5TH YEAR  
 ACQ: UFA (BUF), 2015  
 COLLEGE: VALDOSTA STATE



**ACQUIRED BY BUCS:**

- × Signed by Tampa Bay on April 9, 2015 as an unrestricted free agent from Buffalo.

**ORIGINALLY ENTERED NFL:**

- × Originally entered the NFL as a college free agent with the Minnesota Vikings on July 27, 2011.

**CAREER HIGHLIGHTS:**

- × Has played in 61 games in four seasons, spending his first three years with Minnesota (2011-13), before joining the Buffalo Bills (2014).
- × Predominately a special teams player, has totaled 36 special teams tackles, to go along with one forced fumble and one fumble recovery on special teams. Also has one career tackle on defense.
- × Facing the Cleveland Browns (9/22/13), recovered a fumble by Browns punt returner Travis Benjamin, which led to a Minnesota field goal.
- × Forced a fumble from New York Giants punt returner Reuben Randle in a Monday Night Football matchup at New York (10/21/13).
- × Made NFL debut in the 2011 season opener at San Diego (9/11/11), tallying two special teams tackles.

**2014 HIGHLIGHTS:**

- × Spent the season with the Buffalo Bills, after joining the team on September 16.
- × Played in 13 games, registering nine special teams tackles and one tackle on defense.
- × Made first career defensive stop in a win over the New York Jets (11/24).

**COLLEGE/PERSONAL:**

- × Started all 47 games he played in at Valdosta State (2007-10), finishing his career as the school record holder in tackles with 368, which set the Gulf South Conference career mark.
- × A consensus All-American as a senior (2010), he earned Daktronics National Defensive Player of the Year honors and was named Gulf South Defensive Player of the Year.
- × Helped Valdosta win the 2007 Division II national title.
- × Graduated with a degree in criminal justice.
- × Attended Tift County High School (Tifton, Georgia).
- × Twice named Region 1-AAAAA Defensive Player of the Year.
- × Born Larry Dean on August 7, 1988 in Tifton, Georgia.



# DEAN'S CAREER STATISTICS

YEAR	TEAM	GP	GS	TACKLES				YDS	INTERCEPTIONS				FUMBLES			ST TACKLES			
				TOT	SOLO	ASST	SK		NO	YDS	LG	TD	PD	FF	FR	YDS	T	S	A
2011	Minnesota	16	0	0	0	0	0.0	0.0	0	0	0	0	0	0	0	0	8	7	1
2012	Minnesota	16	0	0	0	0	0.0	0.0	0	0	0	0	0	0	0	6	5	1	
2013	Minnesota	16	0	0	0	0	0.0	0.0	0	0	0	0	1	1	0	13	13	0	
2014	Buffalo	13	0	1	1	0	0.0	0.0	0	0	0	0	0	0	0	9	7	2	
<b>NFL Totals</b>		<b>61</b>	<b>0</b>	<b>1</b>	<b>1</b>	<b>0</b>	<b>0.0</b>	<b>0.0</b>	<b>0</b>	<b>0</b>	<b>0</b>	<b>0</b>	<b>1</b>	<b>1</b>	<b>0</b>	<b>36</b>	<b>32</b>	<b>4</b>	
<b>PLAYOFFS</b>																			
YEAR	TEAM	GP	GS	TACKLES				YDS	INTERCEPTIONS				FUMBLES			TACKLES			
				TOT	SOLO	ASST	SK		NO	YDS	LG	TD	PD	FF	FR	YDS	T	S	A
2012	Minnesota	1	0	0	0	0	0.0	0.0	0	0	0	0	0	0	0	2	2	0	
<b>Postseason</b>		<b>1</b>	<b>0</b>	<b>0</b>	<b>0</b>	<b>0</b>	<b>0.0</b>	<b>0.0</b>	<b>0</b>	<b>0</b>	<b>0</b>	<b>0</b>	<b>0</b>	<b>0</b>	<b>0</b>	<b>2</b>	<b>2</b>	<b>0</b>	

## 2014 (W/BUFFALO)

DATE	OPP	TACKLES				YDS	QH	NO	INTERCEPTIONS				FUMBLES			ST TACKLES			
		T	S	A	TFL				SK	YDS	NO	YDS	LG	TD	PD	FF	FR	YDS	T
Sept. 7	@CHI	Not With Team																	
Sept. 14	MIA	Not With Team																	
Sept. 21	SD	0	0	0	0	0.0	0.0	0	0	0	0	0	0	0	0	0	1	1	0
Sept. 28	@HOU	0	0	0	0	0.0	0.0	0	0	0	0	0	0	0	0	0	0	0	0
Oct. 5	@DET	0	0	0	0	0.0	0.0	0	0	0	0	0	0	0	0	0	0	0	0
Oct. 12	NE	0	0	0	0	0.0	0.0	0	0	0	0	0	0	0	0	1	1	0	
Oct. 19	MIN	0	0	0	0	0.0	0.0	0	0	0	0	0	0	0	0	1	1	0	
Oct. 26	@NYJ	0	0	0	0	0.0	0.0	0	0	0	0	0	0	0	0	2	1	1	
Nov. 9	KC	0	0	0	0	0.0	0.0	0	0	0	0	0	0	0	0	0	0	0	
Nov. 13	@MIA	0	0	0	0	0.0	0.0	0	0	0	0	0	0	0	0	0	0	0	
Nov. 24	NYJ	1	1	0	0	0.0	0.0	0	0	0	0	0	0	0	0	1	1	0	
Nov. 30	CLE	0	0	0	0	0.0	0.0	0	0	0	0	0	0	0	0	1	1	0	
Dec. 7	@DEN	0	0	0	0	0.0	0.0	0	0	0	0	0	0	0	0	1	1	0	
Dec. 14	GB	0	0	0	0	0.0	0.0	0	0	0	0	0	0	0	0	1	0	1	
Dec. 21	@OAK	Inactive																	
Dec. 28	@NE	0	0	0	0	0.0	0.0	0	0	0	0	0	0	0	0	0	0	0	
<b>TOTALS</b>		<b>1</b>	<b>1</b>	<b>0</b>	<b>0</b>	<b>0.0</b>	<b>0.0</b>	<b>0</b>	<b>0</b>	<b>0</b>	<b>0</b>	<b>0</b>	<b>0</b>	<b>0</b>	<b>0</b>	<b>9</b>	<b>7</b>	<b>2</b>	

## 2013 (W/MINNESOTA)

DATE	OPP	TACKLES				YDS	QH	NO	INTERCEPTIONS				FUMBLES			ST TACKLES		
		T	S	A	TFL				SK	YDS	NO	YDS	LG	TD	PD	FF	FR	YDS
Sept. 8	@DET	0	0	0	0	0.0	0.0	0	0	0	0	0	0	0	0	0	0	0
Sept. 15	@CHI	0	0	0	0	0.0	0.0	0	0	0	0	0	0	0	0	0	0	0
Sept. 22	CLE	0	0	0	0	0.0	0.0	0	0	0	0	0	0	1	0	0	0	0
Sept. 29	PIT	0	0	0	0	0.0	0.0	0	0	0	0	0	0	0	0	0	0	0
Oct. 13	CAR	0	0	0	0	0.0	0.0	0	0	0	0	0	0	0	0	1	1	0
Oct. 21	@NYG	0	0	0	0	0.0	0.0	0	0	0	0	0	1	0	0	2	2	0
Oct. 27	GB	0	0	0	0	0.0	0.0	0	0	0	0	0	0	0	0	1	1	0
Nov. 3	@DAL	0	0	0	0	0.0	0.0	0	0	0	0	0	0	0	0	0	0	0
Nov. 7	WAS	0	0	0	0	0.0	0.0	0	0	0	0	0	0	0	0	1	1	0
Nov. 17	@SEA	0	0	0	0	0.0	0.0	0	0	0	0	0	0	0	0	1	1	0
Nov. 24	@GB	0	0	0	0	0.0	0.0	0	0	0	0	0	0	0	0	0	0	0
Dec. 1	CHI	0	0	0	0	0.0	0.0	0	0	0	0	0	0	0	0	2	2	0
Dec. 8	@BAL	0	0	0	0	0.0	0.0	0	0	0	0	0	0	0	0	4	4	0
Dec. 15	PHI	0	0	0	0	0.0	0.0	0	0	0	0	0	0	0	0	0	0	0
Dec. 22	@CIN	0	0	0	0	0.0	0.0	0	0	0	0	0	0	0	0	0	0	0
Dec. 29	DET	0	0	0	0	0.0	0.0	0	0	0	0	0	0	0	0	1	1	0
<b>TOTALS</b>		<b>0</b>	<b>0</b>	<b>0</b>	<b>0</b>	<b>0.0</b>	<b>0.0</b>	<b>0</b>	<b>0</b>	<b>0</b>	<b>0</b>	<b>0</b>	<b>1</b>	<b>1</b>	<b>0</b>	<b>13</b>	<b>13</b>	<b>0</b>

2012 (w/MINNESOTA)

DATE	OPP	TACKLES							INTERCEPTIONS							FUMBLES			ST TACKLES		
		T	S	A	TFL	SK	YDS	QH	NO	YDS	LG	TD	PD	FF	FR	YDS	T	S	A		
Sept. 9	JAC	0	0	0	0	0.0	0.0	0	0	0	0	0	0	0	0	0	0	0	0	0	
Sept. 16	@IND	0	0	0	0	0.0	0.0	0	0	0	0	0	0	0	0	0	0	0	0		
Sept. 23	SF	0	0	0	0	0.0	0.0	0	0	0	0	0	0	0	0	0	1	1	0		
Sept. 30	@DET	0	0	0	0	0.0	0.0	0	0	0	0	0	0	0	0	0	0	0	0		
Oct. 7	TEN	0	0	0	0	0.0	0.0	0	0	0	0	0	0	0	0	0	0	0	0		
Oct. 14	@WAS	0	0	0	0	0.0	0.0	0	0	0	0	0	0	0	0	0	0	0	0		
Oct. 21	ARI	0	0	0	0	0.0	0.0	0	0	0	0	0	0	0	0	0	1	1	0		
Oct. 25	TB	0	0	0	0	0.0	0.0	0	0	0	0	0	0	0	0	0	0	0	0		
Nov. 4	@SEA	0	0	0	0	0.0	0.0	0	0	0	0	0	0	0	0	0	0	0	0		
Nov. 11	DET	0	0	0	0	0.0	0.0	0	0	0	0	0	0	0	0	0	1	1	0		
Nov. 25	@CHI	0	0	0	0	0.0	0.0	0	0	0	0	0	0	0	0	0	0	0	0		
Dec. 2	@GB	0	0	0	0	0.0	0.0	0	0	0	0	0	0	0	0	0	0	0	0		
Dec. 9	CHI	0	0	0	0	0.0	0.0	0	0	0	0	0	0	0	0	0	0	0	0		
Dec. 16	@STL	0	0	0	0	0.0	0.0	0	0	0	0	0	0	0	0	0	2	1	1		
Dec. 23	@HOU	0	0	0	0	0.0	0.0	0	0	0	0	0	0	0	0	0	1	1	0		
Dec. 30	GB	0	0	0	0	0.0	0.0	0	0	0	0	0	0	0	0	0	0	0	0		
<b>TOTALS</b>		<b>0</b>	<b>0</b>	<b>0</b>	<b>0</b>	<b>0.0</b>	<b>0.0</b>	<b>0</b>	<b>0</b>	<b>0</b>	<b>0</b>	<b>0</b>	<b>0</b>	<b>0</b>	<b>0</b>	<b>0</b>	<b>6</b>	<b>5</b>	<b>1</b>		
<b>PLAYOFFS</b>																					
Jan. 5	@GB	0	0	0	0	0.0	0.0	0	0	0	0	0	0	0	0	0	2	2	0		
<b>TOTALS</b>		<b>0</b>	<b>0</b>	<b>0</b>	<b>0</b>	<b>0.0</b>	<b>0.0</b>	<b>0</b>	<b>0</b>	<b>0</b>	<b>0</b>	<b>0</b>	<b>0</b>	<b>0</b>	<b>0</b>	<b>0</b>	<b>2</b>	<b>2</b>	<b>0</b>		


2011 (w/MINNESOTA)

DATE	OPP	TACKLES							INTERCEPTIONS							FUMBLES			ST TACKLES		
		T	S	A	TFL	SK	YDS	QH	NO	YDS	LG	TD	PD	FF	FR	YDS	T	S	A		
Sept. 11	@SD	0	0	0	0	0.0	0.0	0	0	0	0	0	0	0	0	0	2	2	0		
Sept. 18	TB	0	0	0	0	0.0	0.0	0	0	0	0	0	0	0	0	0	0	0	0		
Sept. 25	DET	0	0	0	0	0.0	0.0	0	0	0	0	0	0	0	0	0	0	0	0		
Oct. 2	@KC	0	0	0	0	0.0	0.0	0	0	0	0	0	0	0	0	0	2	2	0		
Oct. 9	ARI	0	0	0	0	0.0	0.0	0	0	0	0	0	0	0	0	0	0	0	0		
Oct. 16	@CHI	0	0	0	0	0.0	0.0	0	0	0	0	0	0	0	0	0	0	0	0		
Oct. 23	GB	0	0	0	0	0.0	0.0	0	0	0	0	0	0	0	0	0	0	0	0		
Oct. 30	@CAR	0	0	0	0	0.0	0.0	0	0	0	0	0	0	0	0	0	0	0	0		
Nov. 14	@GB	0	0	0	0	0.0	0.0	0	0	0	0	0	0	0	0	0	1	0	1		
Nov. 20	OAK	0	0	0	0	0.0	0.0	0	0	0	0	0	0	0	0	0	1	1	0		
Nov. 27	@ATL	0	0	0	0	0.0	0.0	0	0	0	0	0	0	0	0	0	0	0	0		
Dec. 4	DEN	0	0	0	0	0.0	0.0	0	0	0	0	0	0	0	0	0	1	1	0		
Dec. 11	@DET	0	0	0	0	0.0	0.0	0	0	0	0	0	0	0	0	0	1	1	0		
Dec. 18	NO	0	0	0	0	0.0	0.0	0	0	0	0	0	0	0	0	0	0	0	0		
Dec. 24	@WAS	0	0	0	0	0.0	0.0	0	0	0	0	0	0	0	0	0	0	0	0		
Jan. 1	CHI	0	0	0	0	0.0	0.0	0	0	0	0	0	0	0	0	0	0	0	0		
<b>TOTALS</b>		<b>0</b>	<b>0</b>	<b>0</b>	<b>0</b>	<b>0.0</b>	<b>0.0</b>	<b>0</b>	<b>0</b>	<b>0</b>	<b>0</b>	<b>0</b>	<b>0</b>	<b>0</b>	<b>0</b>	<b>0</b>	<b>8</b>	<b>7</b>	<b>1</b>		

48

**ANDREW DEPAOLA**

**LONG SNAPPER**  
**HT: 6-2 WT: 230**  
**DOB: 7/28/87**  
**NFL: 2ND YEAR**  
**ACQ: FA, 2014**  
**COLLEGE: RUTGERS**

**ACQUIRED BY BUCS:**

- × Signed by Tampa Bay on May 14, 2014, as a free agent.

**CAREER HIGHLIGHTS:**

- × Spent the 2012 and 2013 training camps with the Buccaneers.
- × Made NFL debut in 2014 season opener vs. Carolina (9/7).

**2014 HIGHLIGHTS:**

- × Played in all 16 games on the season and registered four special teams tackles: one vs. Carolina (9/7), one at New Orleans (10/5), one vs. Minnesota (10/26), and one at Carolina (12/14).

**COLLEGE/PERSONAL:**

- × Played in 39 games during his career for the Scarlet Knights (2005-09), including every game his final three seasons.
- × Recorded five tackles, including three solo tackles during the 2009 season.
- × Recorded two tackles against University of Central Florida in St. Petersburg Bowl (12/19/09).
- × Executed a fake field goal, resulting in a touchdown, against the University of South Florida (10/18/07).
- × Served as primary holder during field goals in 2007.
- × Lettered during both the 2007 and 2009 seasons.
- × Redshirted the 2005 season.
- × Three-year starting quarterback at Hereford High (Parkton, Maryland).
- × Threw for 2,092 yards and 22 touchdowns as a senior, completing 68 percent of his passes.

- × Earned All-Metro and All-State honors as a senior. Also earned All-County honors two times.
- × Named Baltimore County Offensive Player of the Year by the Baltimore Sun.
- × Played in the Good Samaritan Bowl at the Naval Academy following his senior season.
- × Also earned All-Metro honors as a baseball player, batting .527 with a 3-1 record as starting pitcher as a senior.
- × Born Andrew DePaola on July 28, 1987, in Parkton, Maryland.

**COMMUNITY:**

- × In June 2015, greeted the Land O' Lakes High School Special Olympics Soccer Team at practice, congratulating the group on representing Team USA at the 2015 Special Olympics World Games in Los Angeles, CA.
- × In June 2014 and 2015, had his head shaved by children battling cancer as part of the Buccaneers Cut for a Cure to raise funds and awareness for the Pediatric Cancer Foundation.
- × In September 2014, visited with children of military families at the USO "No Dough" Dinner at MacDill Air Force Base.
- × On Veterans' Day 2014, greeted military service members at James A. Haley Veterans' Hospital.
- × Along with punter Michael Koenen and kicker Patrick Murray, purchased more than \$6,000-worth of holiday gifts and then delivered them to All Children's Hospital for the group's Special Team Santas initiative.

**DEPAOLA'S CAREER STATISTICS**

Games/Starts: TB: 2014: 16/0  
 Career Totals: 16/0

Special Teams Tackles: 4 - 4 in 2014

39

**BRANDON DIXON**

CORNERBACK

HT: 5-11 WT: 203

DOB: 4/26/1990

NFL: 2ND YEAR

ACQ: W (NYJ), 2014

COLLEGE: NORTHWEST MISSOURI STATE

**ACQUIRED BY BUCS:**

- × Claimed by Tampa Bay off waivers from the New York Jets on September 1, 2014.

**ORIGINALLY ENTERED NFL:**

- × Originally selected by the New York Jets in the sixth round (195th overall) of the 2014 NFL Draft.

**2014 HIGHLIGHTS:**

- × As a rookie, emerged as a regular contributor on defense in the second half of season. In 14 games, totaled nine tackles, one interception and two passes defended.
- × Made NFL and Buccaneers debut against Carolina (9/7), seeing time on special teams.
- × Played in a reserve role in Weeks 2-5.
- × Playing 35 snaps on defense, registered one pass defended vs. Baltimore (10/12).
- × Inactive vs. Minnesota (10/26) and at Cleveland (11/2).
- × Posted one tackle vs. Atlanta (11/9).
- × Played a career-high 37 snaps on defense, posting three tackles, including one for loss, in 27-7 win at Washington (11/16).
- × Played on special teams at Chicago (11/23).
- × Recorded first career interception, vs. Cincinnati (11/30), when he picked off Andy Dalton in the end zone.
- × Posted one tackle at Detroit (12/7).
- × Registered one tackle at Carolina (12/14).
- × Recorded one tackle in a reserve role vs. Green Bay (12/21).
- × Tallied two tackles vs. New Orleans (12/28).

**COLLEGE/PERSONAL:**

- × Played two years at Northwest Missouri State (2012-13) and one year at Joliet Junior College (2011).
- × Garnered first-team All-MIAA honors and started in all 14 games of his senior season at Northwest Missouri State, recording 36 tackles (25 solo), one interception for 22 yards, 11 passes defended and one fumble recovery for a 70-yard touchdown.
- × Helped Northwest Missouri State capture the 2013 NCAA Division II championship.
- × In his junior season, started in 13 games, collecting 38 tackles (31 solo), five interceptions for 90 yards and five passes defended.
- × Twin brother, Brian, is a rookie cornerback for the New Orleans Saints, and they played together at Northwest Missouri State.
- × Attended Coconut Creek High School (Coconut Creek, Florida).
- × Born Brandon Dixon on April 26, 1990 in Margate, Florida.

**COMMUNITY:**

- × In December 2014, visited patients battling illness during the holidays at All Children's Hospital in St. Petersburg.
- × In November 2014, congratulated students at Pinellas Park Middle School for winning the Fuel Up to PLAY 60 "Defend Your Turf Challenge" and led students in fitness drills.
- × In September 2014, participated in a Buccaneers Academy ribbon-cutting ceremony and helped build an outdoor class at Sheehy Elementary in Tampa.
- × In September 2014, along with UnitedHealthcare employees and teammates, helped construct 35 Learning Garden boxes/kits to be delivered to schools around Tampa Bay.

**DIXON'S CAREER STATISTICS**

YEAR	TEAM	TACKLES						INTERCEPTIONS					FUMBLES			ST TACKLES			
		GP	GS	TOT	SOLO	ASST	SK	YDS	NO	YDS	LG	TD	PD	FF	FR	YDS	T	S	A
2014	Tampa Bay	14	0	9	8	1	0.0	0.0	1	0	0	0	2	0	0	0	0	0	0
NFL Totals		14	0	9	8	1	0.0	0.0	1	0	0	0	2	0	0	0	0	0	0

## DIXON'S GAME-BY-GAME STATISTICS

2014		TACKLES						INTERCEPTIONS						FUMBLES			ST TACKLES			
DATE	OPP	T	S	A	TFL	SK	YDS	QH	NO	YDS	LG	TD	PD	FF	FR	YDS	T	S	A	
Sept. 7	CAR	0	0	0	0	0.0	0.0	0	0	0	0	0	0	0	0	0	0	0	0	0
Sept. 14	STL	0	0	0	0	0.0	0.0	0	0	0	0	0	0	0	0	0	0	0	0	0
Sept. 18	@ATL	0	0	0	0	0.0	0.0	0	0	0	0	0	0	0	0	0	0	0	0	0
Sept. 28	@PIT	0	0	0	0	0.0	0.0	0	0	0	0	0	0	0	0	0	0	0	0	0
Oct. 5	@NO	0	0	0	0	0.0	0.0	0	0	0	0	0	0	0	0	0	0	0	0	0
Oct. 12	BAL	0	0	0	0	0.0	0.0	0	0	0	0	0	1	0	0	0	0	0	0	0
Oct. 26	MIN								Inactive											
Nov. 2	@CLE								Inactive											
Nov. 9	ATL	1	1	0	0	0.0	0.0	0	0	0	0	0	0	0	0	0	0	0	0	0
Nov. 16	@WAS	3	2	1	1	0.0	0.0	0	0	0	0	0	0	0	0	0	0	0	0	0
Nov. 23	@CHI	0	0	0	0	0.0	0.0	0	0	0	0	0	0	0	0	0	0	0	0	0
Nov. 30	CIN	0	0	0	0	0.0	0.0	0	1	0	0	0	1	0	0	0	0	0	0	0
Dec. 7	@DET	1	1	0	0	0.0	0.0	0	0	0	0	0	0	0	0	0	0	0	0	0
Dec. 14	@CAR	1	1	0	0	0.0	0.0	0	0	0	0	0	0	0	0	0	0	0	0	0
Dec. 21	GB	1	1	0	0	0.0	0.0	0	0	0	0	0	0	0	0	0	0	0	0	0
Dec. 28	NO	2	2	0	0	0.0	0.0	0	0	0	0	0	0	0	0	0	0	0	0	0
<b>TOTALS</b>		<b>9</b>	<b>8</b>	<b>1</b>	<b>1</b>	<b>0.0</b>	<b>0.0</b>	<b>0</b>	<b>1</b>	<b>0</b>	<b>0</b>	<b>0</b>	<b>2</b>	<b>0</b>	<b>0</b>	<b>0</b>	<b>0</b>	<b>0</b>	<b>0</b>	<b>0</b>

### DEMAR DOTSON

**TACKLE**  
HT: 6-9 WT: 315  
DOB: 10/11/85  
NFL: 7TH YEAR  
ACQ: FA, 2009  
COLLEGE: SOUTHERN MISS

### ACQUIRED BY BUCS:

- x Signed by Tampa Bay on May 4, 2009, as a college free agent.

### CAREER HIGHLIGHTS:

- x Played in 70 career games with 49 starts, all with the Buccaneers.
- x Helped block for Doug Martin's 251-yard rushing game against Oakland (11/4/12), the highest-total in team history and tied for the 10th-most in NFL history.
- x Recorded first career start vs. New Orleans (11/6/11).
- x Made NFL debut against Green Bay (11/8/09), playing on special teams.

### 2014 HIGHLIGHTS:

- x Started at right tackle for 13 weeks on the season, while starting at left tackle in Weeks 15-17.
- x Against St. Louis (9/14), helped pave the way for Bobby Rainey's 144-yard rushing day.
- x Made first career start at left tackle at Carolina (12/14), helping pave the way for 151 rushing yards on 23 carries (6.6 avg.), Tampa Bay's second-highest rushing total of the season and their highest yards per carry since 2012.

- x Started at left tackle for the third straight game against New Orleans (12/28), helping pave the way for 183 rushing yards by the Buccaneers, the most the team had recorded since 2013 (11/17/13 vs. Atlanta).

### COLLEGE:

- x Played first season of football in 2008 after spending the previous two seasons (2006-07) as a member of the Southern Miss basketball team.
- x Appeared in six games on the defensive line and started in the season finale against SMU.
- x Saw action in 29 games for Golden Eagles basketball team in 2007, making nine starts.
- x Majored in coaching and sports administration.

### COMMUNITY/PERSONAL:

- x In May 2015, visited Tampa Bay Buccaneers Field in Clearwater to present a \$10,000 PLAY 60 grant and lead children through football drills.
- x Helps sponsor "Turkey Time with the O-Line," a Thanksgiving program carried out by the offensive line, which has provided nearly 5,000 meals for local families in need.
- x Sponsors "Dotson's Do-Gooders" Front Row Fans section to provide a special gameday experience to



those who would otherwise not have a chance to attend Buccaneers home games.

- x In October 2013, helped host the Buccaneers' Halloween Celebration for youths from the Boys & Girls Clubs of Tampa.
- x In January 2013, visited Potter Elementary and West Tampa Elementary schools to present new eyeglasses to students through the Glazer Family Foundation Vision Program.
- x Traveled to Costa Rica on a mission trip in March 2012 to promote the game of football and lend support to underprivileged communities.

- x Helped surprise 30 families with tickets, gift cards and a shopping spree for the team's 4th and 5th annual Day of Giving events in December 2010 and 2011.
- x In honor of the NFL's Play 60 initiative and Hispanic Heritage Month, taught football drills and spoke on the importance of living healthy at West Tampa Elementary School in September 2011.
- x Visited Metropolitan Ministries to entertain children at the after-school program and volunteer for its family support services in November 2009.
- x Born Demar Dotson on October 11, 1985 in Alexandria, Louisiana.

## DOTSON'S CAREER STATISTICS

Games/Starts: TB: 2009: 9/0; 2010: Injured Reserve; 2011: 13/2; 2012: 16/15; 2013: 16/16; 2014: 16/16  
Career Totals: 70/49

Misc. Tackles: 3 – 1 in 2014 (vs. Baltimore, 10/12/14); 1 in 2013 (at. St. Louis, 12/22/13); 1 in 2012 (12/16/12 at New Orleans)  
Fumble Recoveries: 2 – vs. Kansas City (10/14/12); at Washington (11/16/14)

## KADEEM EDWARDS

71

GUARD  
HT: 6-4 WT: 313  
DOB: 1/24/91  
NFL: 2ND YEAR  
ACQ: D5A, 2014  
COLLEGE: TENNESSEE STATE



### ACQUIRED BY BUCS:

- x Selected in the fifth round (143rd overall) of the 2014 NFL Draft by the Buccaneers.

### 2014 HIGHLIGHTS:

- x Inactive for nine games on the season.
- x Placed on injured reserve on November 12.

### COLLEGE:

- x Started 41-of-45 career games played at Tennessee State (2009-13).
- x Started all 14 games for the Tigers as a senior (2013), earning first-team FCS All-American honors from The NFL Draft Report, Sports Network, Beyond Sports Network and Heritage Sports Radio Network, while adding second-team recognition from the Associated Press.
- x A first-team All-Ohio Valley Conference, he was a member of the President's List and was chosen as a National Football Foundation Scholar-Athlete.
- x Helped lead the Tigers to their first postseason berth since 1999 and their first postseason win since 1982

with an opening round victory over Butler in the NCAA FCS playoffs.

- x Part of an offensive line that blocked for 2,293 yards rushing, the fourth-highest total in school history, while the team's 4,872 yards of total offense on the year were the sixth-highest total.
- x Started 11 games during his junior season (2012), receiving second-team All-American honors from The NFL Draft Report and was a first-team All-OVC selection.
- x As a sophomore (2011), started the first 10 games of the season, earning second-team All-OVC honors.
- x Started 9-of-10 contests as freshman (2010).
- x Appeared in one game in 2009, but did not play the rest of the season, retaining four years of college football eligibility.
- x Three-time Academic All-OVC (2011-13)
- x Majored in human performance and sports science.

### PERSONAL:

- x Attended Seminole High School (Sanford, Florida).
- x Earned third-team Class 6A All-State honors as a senior.

- x Helped lead the team to a victory in the 2008 Florida 6A State Championship.
- x Son of Rosemary Hampton and Joseph Samuel.
- x Born Kadeem Edwards on January 24, 1991 in Sanford, Florida.

### COMMUNITY:

- x In December 2014, visited patients battling illness during the holidays at All Children's Hospital in St. Petersburg.
- x Helped sponsor the 2014 "Turkey Time with the O-Line," a Thanksgiving program carried out by the offensive line which provided 750 meals for local families in need.
- x Along with UnitedHealthcare employees, Buccaneers teammates and cheerleaders, delivered and

installed five Learning Gardens at Potter Elementary in September 2014 to reinforce the importance of agriculture and healthy eating.

- x In September 2014, participated in a Buccaneers Academy ribbon-cutting ceremony and helped build an outdoor class at Sheehy Elementary in Tampa.
- x In June 2014, had his head shaved by children battling cancer as part of the Buccaneers Cut for a Cure to raise funds and awareness for the Pediatric Cancer Foundation.
- x In June 2014, visited MacDill Air Force Base to greet service members and learn about U.S. military operations headquartered in Tampa.
- x In May 2014, participated in the Buccaneers Academy Fitness Zone ribbon cutting at Graham Elementary and helped lead students through PLAY 60 football drills.

## EDWARDS' CAREER STATISTICS

Games/Starts: TB: 2014: 0/0  
Career Totals: 0/0

# 57

LARRY ENGLISH

DEFENSIVE END  
HT: 6-2 WT: 255  
DOB: 1/22/1986  
NFL: 7TH YEAR  
ACQ: FA, 2014  
COLLEGE: NORTHERN ILLINOIS



### ACQUIRED BY BUCS:

- x Signed by Tampa Bay as a free agent on September 9, 2014.

### ORIGINALLY ENTERED NFL:

- x Originally selected by the San Diego Chargers in the first round (16th overall) of the 2009 NFL Draft.

### CAREER HIGHLIGHTS:

- x Has played in 64 games with 10 starts, totaling 92 tackles, 12.0 sacks, two passes defended, two fumble recoveries and two forced fumbles. Has also added 11 special teams tackles.
- x Tallied first career sack at Pittsburgh, dropping QB Ben Roethlisberger for a six-yard loss (10/4/09).
- x Got his first career start at Cleveland (12/6/09), tallying two tackles and two special teams tackles.
- x Made NFL debut at Oakland (9/14/09), recording his first career tackle.

### 2014 HIGHLIGHTS:

- x Played in 12 games, with one start, totaling 12 tackles, one sack and one forced fumble.
- x Made Buccaneers debut in a reserve role vs. St. Louis (9/14), registered one quarterback hit.
- x Started first game as a Buccaneer at Atlanta (9/18) and recorded two tackles.
- x Inactive with a hamstring injury Weeks 4-6.
- x Played in a reserve role vs. Minnesota (10/26).
- x Posted season-high four tackles at Cleveland (11/2).
- x Registered one tackle vs. Atlanta (11/9).
- x Collected three tackles in win at Washington (11/16).
- x Played in a reserve role at Chicago (11/23), helping a defense that limited Bears to 204 total net yards of offense.
- x Played in a reserve role vs. Cincinnati (11/30).
- x Registered first sack as a Buccaneer, while also forcing a fumble, at Detroit (12/7).

- × Played in a reserve role at Carolina (12/14).
- × Posted one tackle in a reserve role vs. Green Bay (12/21).
- × Recorded two quarterback hits vs. New Orleans (12/28).

## COLLEGE/PERSONAL:

- × Started 47-of-50 career games at Northern Illinois (2004-08), totaling 237 tackles, 63 tackles for loss, 31.5 sacks, eight forced fumbles and four fumble recoveries.
- × Left Northern Illinois as the school's all-time leader in sacks (31.5) and tackles for loss (63).
- × Won the Vern Smith Leadership Award, given annually to the top player in the Mid-American Conference. He was only the second defensive player to ever win the award and only the fourth to ever win the award twice.

- × He was a three-time first-team All-MAC selection.
- × Majored in liberal arts and sciences
- × Attended Marmion Military Academy (Aurora, Illinois).
- × A highly decorated linebacker and fullback, English also lettered in basketball and track (discus).
- × Born Larry English on January 22, 1986 in Aurora, Illinois.

## COMMUNITY:

- × Along with the defensive line, purchased toys and hosted a surprise shopping spree for underprivileged families in the "D-Line Does Christmas" event in December 2014.

## ENGLISH'S CAREER STATISTICS

YEAR	TEAM	TACKLES							INTERCEPTIONS					FUMBLES			ST TACKLES		
		GP	GS	TOT	SOLO	ASST	SK	YDS	NO	YDS	LG	TD	PD	FF	FR	YDS	T	S	A
2009	San Diego	16	2	32	23	9	2.0	8.0	0	0	-	0	1	1	1	0	4	3	1
2010	San Diego	8	2	12	9	3	3.0	28.0	0	0	-	0	0	0	0	0	5	4	1
2011	San Diego	5	0	7	5	2	2.0	10.0	0	0	-	0	0	0	0	0	0	0	
2012	San Diego	14	0	12	6	6	1.5	9.5	0	0	-	0	0	0	1	0	1	0	
2013	San Diego	9	5	17	12	5	2.5	16.5	0	0	-	0	1	0	0	0	1	0	
2014	Tampa Bay	12	1	12	7	5	1.0	9.0	0	0	-	0	0	1	0	0	0	0	
<b>NFL Totals</b>		<b>64</b>	<b>10</b>	<b>92</b>	<b>62</b>	<b>30</b>	<b>12.0</b>	<b>81.0</b>	<b>0</b>	<b>0</b>	<b>0</b>	<b>0</b>	<b>2</b>	<b>2</b>	<b>2</b>	<b>0</b>	<b>11</b>	<b>8</b>	<b>3</b>
<b>PLAYOFFS</b>																			
YEAR	TEAM	GP	GS	TOT	SOLO	ASST	SK	YDS	NO	YDS	LG	TD	PD	FF	FR	YDS	T	S	A
2009	San Diego	1	0	1	0	1	0.0	0.0	0	0	0	0	0	0	0	0	1	-	-
<b>Postseason</b>		<b>1</b>	<b>0</b>	<b>1</b>	<b>0</b>	<b>1</b>	<b>0.0</b>	<b>0.0</b>	<b>0</b>	<b>0</b>	<b>0</b>	<b>0</b>	<b>0</b>	<b>0</b>	<b>0</b>	<b>0</b>	<b>1</b>	<b>-</b>	<b>-</b>

## SINGLE-GAME HIGHS

**Tackles:** 7, vs. Washington, 1/3/10 (w/San Diego)  
**Sacks:** 2.0, vs. Miami, 10/2/11 (w/San Diego)

## ENGLISH'S GAME-BY-GAME STATISTICS

DATE	OPP	TACKLES							INTERCEPTIONS					FUMBLES			ST TACKLES				
		T	S	A	TFL	SK	YDS	QH	NO	YDS	LG	TD	PD	FF	FR	YDS	T	S	A		
Sept. 7	CAR								Did Not Play												
Sept. 14	STL	0	0	0	0	0.0	0.0	1	0	0	0	0	0	0	0	0	0	0	0		
Sept. 18	@ATL	2	1	1	0	0.0	0.0	0	0	0	0	0	0	0	0	0	0	0			
Sept. 28	@PIT	0							Inactive												
Oct. 5	@NO	0							Inactive												
Oct. 12	BAL	0							Inactive												
Oct. 26	MIN	0	0	0	0	0.0	0.0	0	0	0	0	0	0	0	0	0	0	0			
Nov. 2	@CLE	4	0	4	0	0.0	0.0	0	0	0	0	0	0	0	0	0	0	0			
Nov. 9	ATL	1	1	0	0	0.0	0.0	0	0	0	0	0	0	0	0	0	0	0			
Nov. 16	@WAS	3	3	0	0	0.0	0.0	0	0	0	0	0	0	0	0	0	0	0			
Nov. 23	@CHI	0	0	0	0	0.0	0.0	0	0	0	0	0	0	0	0	0	0	0			
Nov. 30	CIN	0	0	0	0	0.0	0.0	0	0	0	0	0	0	0	0	0	0	0			
Dec. 7	@DET	1	1	0	0	1.0	9.0	0	0	0	0	0	0	1	0	0	0	0			
Dec. 14	@CAR	0	0	0	0	0.0	0.0	0	0	0	0	0	0	0	0	0	0	0			
Dec. 21	GB	1	1	0	0	0.0	0.0	0	0	0	0	0	0	0	0	0	0	0			
Dec. 28	NO	0	0	0	0	0.0	0.0	2	0	0	0	0	0	0	0	0	0	0			
<b>TOTALS</b>		<b>12</b>	<b>7</b>	<b>5</b>	<b>0</b>	<b>1.0</b>	<b>9.0</b>	<b>3</b>	<b>0</b>	<b>0</b>	<b>0</b>	<b>0</b>	<b>0</b>	<b>1</b>	<b>0</b>	<b>0</b>	<b>0</b>	<b>0</b>			

## 2013 (W/SAN DIEGO)

DATE	OPP	TACKLES						INTERCEPTIONS						FUMBLES			ST TACKLES		
		T	S	A	TFL	SK	YDS	QH	NO	YDS	LG	TD	PD	FF	FR	YDS	T	S	A
Sept. 9	HOU	2	1	1	0	0.0	0.0	0	0	0	0	0	0	0	0	0	1	1	0
Sept. 15	@PHI	1	1	0	0	0.0	0.0	1	0	0	0	0	0	0	0	0	0	0	
Sept. 22	@TEN	1	1	0	1	1.0	7.0	1	0	0	0	0	0	0	0	0	0	0	
Sept. 29	DAL	0	0	0	0	0.0	0.0	0	0	0	0	0	0	0	0	0	0	0	
Oct. 6	@OAK	2	1	1	0	0.5	3.5	1	0	0	0	0	0	0	0	0	0	0	
Oct. 14	IND	2	1	1	0	0.0	0.0	0	0	0	0	0	0	0	0	0	0	0	
Oct. 20	@JAC	4	3	1	0	0.0	0.0	0	0	0	0	0	0	0	0	0	0	0	
Nov. 3	@WAS	3	3	0	0	0.0	0.0	0	0	0	0	1	0	0	0	0	0	0	
Nov. 10	DEN	2	1	1	1	1.0	6.0	1	0	0	0	0	0	0	0	0	0	0	
Nov. 17	@MIA								Injured Reserve										
Nov. 24	@KC								Injured Reserve										
Dec. 1	CIN								Injured Reserve										
Dec. 8	NYG								Injured Reserve										
Dec. 12	@DEN								Injured Reserve										
Dec. 22	OAK								Injured Reserve										
Dec. 29	KC								Injured Reserve										
<b>TOTALS</b>		<b>17</b>	<b>12</b>	<b>5</b>	<b>2</b>	<b>2.5</b>	<b>16.5</b>	<b>4</b>	<b>0</b>	<b>0</b>	<b>0</b>	<b>0</b>	<b>1</b>	<b>0</b>	<b>0</b>	<b>0</b>	<b>1</b>	<b>1</b>	<b>0</b>

## 2012 (W/SAN DIEGO)

DATE	OPP	TACKLES						INTERCEPTIONS						FUMBLES			ST TACKLES		
		T	S	A	TFL	SK	YDS	QH	NO	YDS	LG	TD	PD	FF	FR	YDS	T	S	A
Sept. 10	@OAK	0	0	0	0	0.0	0.0	0	0	0	0	0	0	0	0	0	0	0	0
Sept. 16	TEN	0	0	0	0	0.0	0.0	0	0	0	0	0	0	0	0	0	0	0	0
Sept. 23	ATL	0	0	0	0	0.0	0.0	0	0	0	0	0	0	0	0	0	0	0	0
Sept. 30	@KC	1	0	1	0	0.5	3.5	1	0	0	0	0	0	0	0	0	0	0	0
Oct. 7	@NO	2	0	2	0	0.0	0.0	0	0	0	0	0	0	0	0	0	0	0	0
Oct. 15	DEN	0	0	0	0	0.0	0.0	0	0	0	0	0	0	0	0	0	0	0	0
Oct. 28	@CLE	0	0	0	0	0.0	0.0	0	0	0	0	0	0	0	0	0	0	0	0
Nov. 1	KC								Inactive										
Nov. 11	@TB	1	0	1	0	0.0	0.0	0	0	0	0	0	0	0	0	0	0	0	0
Nov. 18	@DEN	0	0	0	0	0.0	0.0	0	0	0	0	0	0	0	0	0	0	0	0
Nov. 25	BAL								Inactive										
Dec. 2	CIN	3	2	1	0	0.0	0.0	0	0	0	0	0	0	0	0	0	0	0	0
Dec. 9	@PIT	0	0	0	0	0.0	0.0	0	0	0	0	0	0	0	0	0	1	1	0
Dec. 16	CAR	1	0	1	0	0.0	0.0	0	0	0	0	0	0	1	0	0	0	0	0
Dec. 23	@NYJ	3	3	0	1	1.0	6.0	1	0	0	0	0	0	0	0	0	0	0	0
Dec. 30	OAK	1	1	0	0	0.0	0.0	0	0	0	0	0	0	0	0	0	0	0	0
<b>TOTALS</b>		<b>12</b>	<b>6</b>	<b>6</b>	<b>1</b>	<b>1.5</b>	<b>9.5</b>	<b>2</b>	<b>0</b>	<b>0</b>	<b>0</b>	<b>0</b>	<b>0</b>	<b>1</b>	<b>0</b>	<b>1</b>	<b>1</b>	<b>0</b>	

## 2011 (W/SAN DIEGO)

DATE	OPP	TACKLES						INTERCEPTIONS						FUMBLES			ST TACKLES		
		T	S	A	TFL	SK	YDS	QH	NO	YDS	LG	TD	PD	FF	FR	YDS	T	S	A
Sept. 9	HOU	2	1	1	0	0.0	0.0	0	0	0	0	0	0	0	0	0	1	1	0
Sept. 15	@PHI	1	1	0	0	0.0	0.0	1	0	0	0	0	0	0	0	0	0	0	0
Sept. 22	@TEN	1	1	0	1	1.0	7.0	1	0	0	0	0	0	0	0	0	0	0	0
Sept. 29	DAL	0	0	0	0	0.0	0.0	0	0	0	0	0	0	0	0	0	0	0	0
Oct. 6	@OAK	2	1	1	0	0.5	3.5	1	0	0	0	0	0	0	0	0	0	0	0
Oct. 14	IND	2	1	1	0	0.0	0.0	0	0	0	0	0	0	0	0	0	0	0	0
Oct. 20	@JAC	4	3	1	0	0.0	0.0	0	0	0	0	0	0	0	0	0	0	0	0
Nov. 3	@WAS	3	3	0	0	0.0	0.0	0	0	0	0	1	0	0	0	0	0	0	0
Nov. 10	DEN	2	1	1	1	1.0	6.0	1	0	0	0	0	0	0	0	0	0	0	0
Nov. 17	@MIA								Injured Reserve										
Nov. 24	@KC								Injured Reserve										
Dec. 1	CIN								Injured Reserve										
Dec. 8	NYG								Injured Reserve										
Dec. 12	@DEN								Injured Reserve										
Dec. 22	OAK								Injured Reserve										
Dec. 29	KC								Injured Reserve										
<b>TOTALS</b>		<b>7</b>	<b>5</b>	<b>2</b>	<b>2</b>	<b>2.0</b>	<b>10.0</b>	<b>2</b>	<b>0</b>	<b>0</b>	<b>0</b>	<b>0</b>	<b>0</b>	<b>0</b>	<b>0</b>	<b>0</b>	<b>0</b>	<b>0</b>	<b>0</b>

2010 (W/SAN DIEGO)

DATE	OPP	TACKLES							INTERCEPTIONS					FUMBLES			ST TACKLES		
		T	S	A	TFL	SK	YDS	QH	NO	YDS	LG	TD	PD	FF	FR	YDS	T	S	A
Sept. 13	@KC	3	2	1	0	0.0	0.0	0	0	0	0	0	0	0	0	0	0	0	0
Sept. 19	JAC	1	1	0	1	0.5	4.0	1	0	0	0	0	0	0	0	0	0	0	
Sept. 26	@SEA								Inactive										
Oct. 3	ARI								Inactive										
Oct. 10	@OAK								Inactive										
Oct. 17	@STL								Inactive										
Oct. 24	NE								Inactive										
Oct. 31	TEN								Inactive										
Nov. 7	@HOU	1	0	1	0	1.0	12.0	0	0	0	0	0	0	0	0	0	0	1	
Nov. 22	DEN	3	3	0	1	0.0	0.0	1	0	0	0	0	0	0	0	0	0	1	
Nov. 28	@IND	0	0	0	0	0.0	0.0	0	0	0	0	0	0	0	0	0	0	2	
Dec. 5	OAK	1	1	0	0	0.0	0.0	0	0	0	0	0	0	0	0	0	0	0	
Dec. 12	KC	3	2	1	1	1.5	12.0	2	0	0	0	0	0	0	0	0	0	1	
Dec. 16	SF								Inactive										
Dec. 26	@CIN	0	0	0	0	0.0	0.0	0	0	0	0	0	0	0	0	0	0	0	
Jan. 2	@DEN								Inactive										
<b>TOTALS</b>		<b>12</b>	<b>9</b>	<b>3</b>	<b>3</b>	<b>3.0</b>	<b>28.0</b>	<b>4</b>	<b>0</b>	<b>0</b>	<b>0</b>	<b>0</b>	<b>0</b>	<b>0</b>	<b>0</b>	<b>0</b>	<b>0</b>	<b>5</b>	

2009 (W/SAN DIEGO)

DATE	OPP	TACKLES							INTERCEPTIONS					FUMBLES			ST TACKLES		
		T	S	A	TFL	SK	YDS	QH	NO	YDS	LG	TD	PD	FF	FR	YDS	T	S	A
Sept. 14	@OAK	1	1	0	0	0.0	0.0	0	0	0	0	0	0	0	0	0	0	0	
Sept. 20	BAL	1	1	0	0	0.0	0.0	1	0	0	0	0	0	0	0	0	0	0	
Sept. 27	MIA	2	0	2	0	0.0	0.0	0	0	0	0	0	1	0	0	0	0	0	
Oct. 4	@PIT	2	2	0	1	1.0	6.0	1	0	0	0	0	0	1	1	0	0	0	
Oct. 19	DEN	4	4	0	1	1.0	2.0	1	0	0	0	0	0	0	0	0	0	0	
Oct. 25	@KC	0	0	0	0	0.0	0.0	0	0	0	0	0	0	0	0	0	0	0	
Nov. 1	OAK	1	1	0	0	0.0	0.0	0	0	0	0	0	0	0	0	0	0	0	
Nov. 8	@NYG	2	2	0	0	0.0	0.0	2	0	0	0	0	0	0	0	0	0	0	
Nov. 15	PHI	0	0	0	0	0.0	0.0	0	0	0	0	0	0	0	0	0	0	0	
Nov. 22	@DEN	0	0	0	0	0.0	0.0	0	0	0	0	0	0	0	0	0	0	0	
Nov. 29	KC	4	2	2	0	0.0	0.0	0	0	0	0	0	0	0	0	0	0	0	
Dec. 6	@CLE	2	2	0	0	0.0	0.0	1	0	0	0	0	0	0	0	0	2	2	
Dec. 13	@DAL	1	1	0	0	0.0	0.0	0	0	0	0	0	0	0	0	0	0	0	
Dec. 20	CIN	2	1	1	0	0.0	0.0	0	0	0	0	0	0	0	0	0	1	1	
Dec. 25	@TEN	3	3	0	0	0.0	0.0	0	0	0	0	0	0	0	0	0	0	0	
Jan. 3	WAS	7	3	4	0	0.0	0.0	1	0	0	0	0	0	0	0	0	1	0	
<b>TOTALS</b>		<b>32</b>	<b>23</b>	<b>9</b>	<b>2</b>	<b>2.0</b>	<b>8.0</b>	<b>7</b>	<b>0</b>	<b>0</b>	<b>0</b>	<b>0</b>	<b>1</b>	<b>1</b>	<b>1</b>	<b>0</b>	<b>4</b>	<b>3</b>	
<b>PLAYOFFS</b>																			
Jan. 17	NYJ	1	0	1	0	0.0	0.0	0	0	0	0	0	0	0	0	0	0	1	
<b>TOTALS</b>		<b>1</b>	<b>0</b>	<b>1</b>	<b>0</b>	<b>0.0</b>	<b>0.0</b>	<b>0</b>	<b>0</b>	<b>0</b>	<b>0</b>	<b>0</b>	<b>0</b>	<b>0</b>	<b>0</b>	<b>0</b>	<b>0</b>	<b>1</b>	



13

**MIKE EVANS**

**WIDE RECEIVER**  
**HT: 6-5 WT: 231**  
**DOB: 8/21/93**  
**NFL: 2ND YEAR**  
**ACQ: D1, 2014**  
**COLLEGE: TEXAS A&M**

**ACQUIRED BY BUCS:**

- x Selected in the first round (seventh overall) of the 2014 NFL Draft by the Buccaneers.

**2014 HIGHLIGHTS:**

- x Started 15 games on the season; inactive with an injury for one, catching 68 passes for 1,051 yards and 12 touchdowns.
- x Ranked second among rookies and 19th in the NFL in receiving yards (1,051).
- x His 1,051 receiving yards are the ninth-most by a rookie since the 1970 NFL/AFL merger.
- x Tied for first among rookies and tied for fourth in the NFL in receiving touchdowns (12), tied for the third-most touchdowns by a rookie since the 1970 NFL/AFL merger.
- x Ranked second in receiving yards (1,051) by a Buccaneers rookie and tied for the lead in receiving touchdowns in franchise history (12), which also set a new team rookie record.
- x Combined with Vincent Jackson (1,002) to become the first pair of Buccaneers to reach 1,000 receiving yards in the same season. Their 2,053 combined receiving yards are the third-most by a duo in team history.
- x Recorded at least four catches in nine straight games this season (9/7-11/16), the longest streak by a rookie and tied with Keenan McCardell for the third-longest streak in team history.
- x Made NFL and Buccaneers debut in start vs. Carolina (9/7), recording five receptions for 37 yards.
- x Against St. Louis (9/14), caught each of the four receptions where he was targeted, totaling 49 yards.
- x Caught four passes for 52 yards at Atlanta (9/18).
- x Recorded first career touchdown reception at Pittsburgh (9/28), finishing the day with four receptions for 65 yards, including a career-long 40-yard reception.
- x Inactive at New Orleans (10/5) with a groin injury.
- x Finished the day vs. Baltimore (10/12) with four receptions for 55 yards and one touchdown.
- x With touchdowns in consecutive games - at New Orleans (10/5) and vs. Baltimore (10/12) - becomes the first rookie wide receiver to record consecutive-game touchdown receptions since Mike Williams (2010).
- x Recorded four receptions for 78 yards vs. Minnesota (10/26).
- x Started at Cleveland (11/2), recording his first 100-yard receiving game and first-career multi-touchdown game, finishing the day with seven receptions for 124 yards and two touchdowns.
- x First Buccaneers rookie to record 100+ receiving yards in a game since Arrelious Benn in 2010, and the first Buccaneer to record multiple receiving touchdowns since Tiquan Underwood in 2013.
- x First Buccaneers rookie to record 100+ yards and multiple receiving touchdowns in a game since Horace Copeland in 1993.
- x At 21 years and 73 days old, became the youngest player since 1960 to record 100+ yards and 2+ touchdowns in a game.
- x Against Atlanta (11/9), recorded seven receptions for 125 yards and one touchdown, becoming the first Buccaneers rookie in franchise history to post consecutive 100-yard receiving games.
- x At Washington, finished with seven receptions for 209 yards and two touchdowns, posting the third-best receiving yardage total in franchise history and joining Antonio Bryant as the only other player in team history with at least 200 yards and two touchdowns in a game.
- x With his game at Washington (11/16), became the first rookie in NFL history to record three consecutive game with seven receptions, 100 or more yards and one touchdown, as well as becoming the youngest player in NFL history with 200 or more receiving yards.
- x First rookie in the NFL with at least 200 yards and two touchdowns in a game since Anquan Boldin (217 yards in 2003), and his 209 receiving yards are most by a rookie since Justin Blackmon (236 in 2012, overtime contest).
- x Posted three consecutive games with at least 100 yards and a touchdown, joining Antonio Bryant as the only Buccaneers to do so. Is the first Buccaneers rookie to record three consecutive games with a touchdown receptions since Mike Williams in 2010.
- x Caught seven passes in three consecutive contests (11/2-11/16), becoming the first Buccaneer to post three straight games with at least seven receptions since Keyshawn Johnson in 2001.

- x At Chicago, finished with three receptions for 47 yards, including a 19-yard touchdown grab.
- x With four consecutive games with a touchdown reception, matches the franchise record - done five times previously, most recently by Mike Williams.
- x Against Cincinnati (11/30), tied for team-leading four receptions for 49 yards.
- x At Detroit (12/7), finished with four receptions for 45 yards and two touchdowns.

- x Marked his third game with multiple touchdown receptions at Detroit (12/7), the most single-season multiple touchdown reception games in franchise history.
- x At Carolina (12/14), finished with two receptions for 13 yards and one touchdown, marking his ninth touchdown in his past seven games, the most in a seven game span in team history.

- x Led team with four receptions vs. Green Bay (12/21), totaling 49 yards.
- x Against New Orleans (12/28), led the team with five receptions for 54 yards and one touchdown.

### COLLEGE:

- x Started all 26 games in his collegiate career, finishing with 151 receptions for 2,499 yards and 17 touchdowns.
- x Registered eight career 100-yard receiving games.
- x Owns the two highest single-game receiving marks in school history 287 yards vs. Auburn (10/19/13) and 279 yards vs. Alabama (9/14/13).
- x One of only three players in SEC history to average at least 90 receiving yards per game for their career (Jabar Gaffney, Florida; Josh Reed, LSU).
- x Ranks fourth in receiving yards (2,499), fifth in receptions (151) and fifth in touchdown receptions (17) in Texas A&M history, despite playing only two seasons.

- x As a redshirt sophomore (2013), played in all 13 games, setting a school record with 1,394 receiving yards on 69 catches. Also tied a school-record with 12 receiving touchdowns, which led the SEC and were the 10th-most in the nation.
- x Earned first-team All-American honors from The NFL Draft Report and the Associated Press.

- x A unanimous first-team All-SEC selection
- x A finalist for the Biletnikoff Award (nation's top receiver), and a semifinalist for the Maxwell Award and the Walter Camp Player of the Year Award.

- x Had an average of 20.2 yards per catch, the highest in that nation for any college player with at least 45 receptions.
- x Grabbed 17 receptions of at least 30 yards, the most in the country.
- x Notched five 100-yard performances on the year.

- x Caught seven passes for a then-career-high 279 yards against Alabama, including a career-long 95-yard touchdown. His 279 receiving yards were the most ever allowed against the Crimson Tide.
- x Had a career day against Auburn, catching 11 passes for 287 yards and four touchdowns. His four receiving touchdowns are tied for the second-most in a single game in school history.
- x As a redshirt freshman (2012), started all 13 games, catching 82 passes, the second-most in school history and the most ever by a freshman. Gained 1,105 yards, then the third-highest mark in school history, adding five receiving touchdowns.
- x Posted three 100-yard receiving games on the season.
- x Redshirted in 2011.
- x Majored in sports management.

### PERSONAL:

- x Attended Ball High School (Galveston, Texas).
- x Lettered in football as a senior, his lone season.
- x Earned second-team District 24-4A honors after catching 25 passes for 648 yards and seven touchdowns.
- x Added two interceptions on defense.
- x Prep Star All-Region grid choice.
- x A standout basketball player, averaging 18.3 points, 8.4 rebounds and 5.2 assists as a senior.
- x Born Michael Lynn Evans on August 21, 1993 in Galveston, Texas.

### COMMUNITY:

- x Sponsors "Evans' End Zone Club" Front Row Fans section to provide a special gameday experience to local charities who would otherwise not have a chance to attend Buccaneers home games.
- x In December 2014, visited patients battling illness during the holidays at All Children's Hospital in St. Petersburg.
- x In November 2014, congratulated students at Pinellas Park Middle School for winning the Fuel Up to PLAY 60 "Defend Your Turf Challenge" and led students in fitness drills.
- x In September 2014, participated in a Buccaneers Academy ribbon-cutting ceremony and helped build an outdoor class at Sheehy Elementary in Tampa.
- x In September 2014, along with UnitedHealthcare employees and teammates, helped construct 35 Learning Garden boxes/kits to be delivered to schools around Tampa Bay.
- x In June 2014, visited MacDill Air Force Base to greet service members and learn about U.S. military operations headquartered in Tampa.

## EVANS' CAREER STATISTICS

YEAR	TEAM	GP	GS	RECEIVING				RUSHING					
				NO	YDS	AVG	LG	TD	ATT	YDS	AVG	LG	TD
2014	Tampa Bay	15	15	68	1,051	15.5	56t	11	0	0	-	-	0
NFL Totals		15	15	68	1,051	15.5	56t	11	0	0	-	-	0

### SINGLE-GAME HIGHS

**Receptions:** 7, three times, last at Washington, 11/16/14  
**Receiving Yards:** 209, at Washington, 11/16/14  
**Receiving TDs:** 2, three times, last at Detroit, 12/7/14  
**Long Reception:** 56t, at Washington, 11/16/14  
 3 100-Yard Receiving Games

### ADDITIONAL STATS

Misc. Tackles: 5 – 5 in 2014

## EVANS' GAME-BY-GAME STATISTICS

### 2014

DATE	OPP	NO	YDS	RECEIVING			ATT	YDS	RUSHING			TD
				AVG	LG	TD			AVG	LG	TD	
Sept. 7	CAR	5	37	7.4	11	0	0	0	-	-	0	
Sept. 14	STL	4	49	12.3	29	0	0	0	-	-	0	
Sept. 21	@ATL	4	52	13.0	36	0	0	0	-	-	0	
Sept. 28	@PIT	4	65	16.3	40	1	0	0	-	-	0	
Oct. 5	@NO					Inactive						
Oct. 19	BAL	4	55	13.8	25	1	0	0	-	-	0	
Oct. 27	MIN	4	78	19.5	40	0	0	0	-	-	0	
Nov. 2	@CLE	7	124	17.7	31	2	0	0	-	-	0	
Nov. 9	ATL	7	125	17.9	34	1	0	0	-	-	0	
Nov. 16	@WAS	7	209	29.9	56t	2	0	0	-	-	0	
Nov. 23	@CHI	3	47	15.7	19	1	0	0	-	-	0	
Nov. 27	CIN	4	49	12.3	23	0	0	0	-	-	0	
Dec. 7	@DET	4	45	11.3	26	2	0	0	-	-	0	
Dec. 14	@CAR	2	13	6.5	8	1	0	0	-	-	0	
Dec. 21	GB	4	49	12.3	22	0	0	0	-	-	0	
Dec. 28	NO	5	54	10.8	18	1	0	0	-	-	0	
<b>TOTALS</b>		<b>68</b>	<b>1,051</b>	<b>15.5</b>	<b>56T</b>	<b>12</b>	<b>0</b>	<b>0</b>	<b>-</b>	<b>-</b>	<b>0</b>	

96

**T.J. FATINIKUN**

DEFENSIVE END  
 HT: 6-2 WT: 250  
 DOB: 7/28/1991  
 NFL: 2ND YEAR  
 ACQ: FA, 2014  
 COLLEGE: TOLEDO

**ACQUIRED BY BUCS:**

- × Promoted from the team's practice squad on October 21, 2014.

**ORIGINALLY ENTERED NFL:**

- × Originally entered the NFL as a college free agent with the Tampa Bay Buccaneers on August 12, 2014.

**CAREER HIGHLIGHTS:**

- × Spent the 2014 preseason with the Tampa Bay Buccaneers before being waived on August 29, 2014.
- × Was signed to the Tampa Bay Buccaneers practice squad on September 24, 2014.
- × Played two seasons in the Arena Football League, as a member of the Portland Thunder (2013-14) and the Orlando Predators (2014).
- × Made NFL debut vs. Minnesota (10/26).
- × Posted first career half-sack in win at Washington (11/16/14).

**2014 HIGHLIGHTS:**

- × As rookie, played in final 10 games, collecting eight tackles, including one for loss, and a half-sack on defense and one tackle on special teams.
- × Signed to Tampa Bay's practice squad on September 24, 2014.
- × Promoted to active roster on October 21, 2014.
- × Made NFL debut vs. Minnesota (10/26), playing in a reserve role.
- × Played in a reserve role at Cleveland (11/2) and vs. Atlanta (11/16).
- × Posted first career half-sack in win at Washington (11/18).
- × Played in a reserve role at Chicago (11/23) for defense that limited the Bears to 204 total net yards of offense.
- × Registered one tackle in reserve role vs. Cincinnati (11/30).
- × Posted career-high three tackles, including one for loss, at Detroit (12/7).
- × Notched one tackle on defense and one on special teams at Carolina (12/14).

- × Recorded one tackle in a reserve role vs. Green Bay (12/21).
- × Registered one tackle vs. New Orleans (12/28).

**COLLEGE/PERSONAL:**

- × Played in 35 games at Toledo (2009-12), recording 101 tackles, 10.5 sacks, three passes defended, and seven forced fumbles.
  - × Garnered third-team All-MAC honors as a junior (2011) and sophomore (2010).
  - × Appeared in four games as a senior, recording 10 tackles and one sack.
  - × Suffered an elbow injury as a junior and only appeared in six games, but was leading the team and tied for third in MAC with 7.5 tackles for loss and 2.5 sacks. Also added 23 tackles.
  - × Started in all 13 games as a sophomore, totaling 51 tackles, 13 tackles for loss, 5.0 sacks, and four forced fumbles.
  - × Played in 11 games as a freshman, tallying 20 tackles, three tackles for loss, 2.0 sacks, and three forced fumbles.
  - × Attended Perrysburg High School (Perrysburg, Ohio), where he earned first-team all-conference honors, was first-team all-district and a special mention all-state as a senior.
  - × In three years, totaled 193 tackles, 44 tackles for loss, and 26 sacks.
  - × Born Ayokunle Olatunji Fatinikun on July 28, 1991 in Lagos, Nigeria.
- COMMUNITY:**
- × Along with the defensive line, purchased toys and hosted a surprise shopping spree for underprivileged families in the "D-Line Does Christmas" event in December 2014.
  - × In December 2014, visited patients battling illness during the holidays at All Children's Hospital in St. Petersburg.
  - × In November 2014, congratulated students at Pinellas Park Middle School for winning the Fuel Up to PLAY 60 "Defend Your Turf Challenge" and led students in fitness drills.

## FATINIKUN'S CAREER STATISTICS

YEAR	TEAM	TACKLES						INTERCEPTIONS					FUMBLES			ST TACKLES			
		GP	GS	TOT	SOLO	ASST	SK	YDS	NO	YDS	LG	TD	PD	FF	FR	YDS	T	S	A
2014	Tampa Bay	10	0	8	4	4	0.5	1.5	0	0	0	0	0	0	0	0	1	1	0
NFL Totals		10	0	8	4	4	0.5	1.5	0	0	0	0	0	0	0	0	1	1	0

## FATINIKUN'S GAME-BY-GAME STATISTICS

2014		TACKLES						INTERCEPTIONS					FUMBLES			ST TACKLES											
DATE	OPP	T	S	A	TFL	SK	YDS	QH	NO	YDS	LG	TD	PD	FF	FR	YDS	T	S	A								
Sept. 7	CAR								Not With Team																		
Sept. 14	STL								Not With Team																		
Sept. 18	@ATL								Not With Team																		
Sept. 28	@PIT								Tampa Bay Practice Squad																		
Oct. 5	@NO								Tampa Bay Practice Squad																		
Oct. 12	BAL								Tampa Bay Practice Squad																		
Oct. 26	MIN	0	0	0	0	0.0	0.0	0	0	0	0	0	0	0	0	0	0	0	0	0							
Nov. 2	@CLE	0	0	0	0	0.0	0.0	0	0	0	0	0	0	0	0	0	0	0	0	0							
Nov. 9	ATL	0	0	0	0	0.0	0.0	0	0	0	0	0	0	0	0	0	0	0	0	0							
Nov. 16	@WAS	1	0	1	0	0.5	1.5	1	0	0	0	0	0	0	0	0	0	0	0	0							
Nov. 23	@CHI	0	0	0	0	0.0	0.0	0	0	0	0	0	0	0	0	0	0	0	0	0							
Nov. 30	CIN	1	1	0	0	0.0	0.0	0	0	0	0	0	0	0	0	0	0	0	0	0							
Dec. 7	@DET	3	2	1	1	0.0	0.0	0	0	0	0	0	0	0	0	0	0	0	0	0							
Dec. 14	@CAR	1	1	0	0	0.0	0.0	0	0	0	0	0	0	0	0	0	0	1	1	0							
Dec. 21	GB	1	0	1	0	0.0	0.0	0	0	0	0	0	0	0	0	0	0	0	0	0							
Dec. 28	NO	1	0	1	0	0.0	0.0	0	0	0	0	0	0	0	0	0	0	0	0	0							
TOTALS		8	4	4	1	0.5	1.5	1	0	0	0	0	0	0	0	0	0	1	1	0							

79

REID FRAGEL

TACKLE

HT: 6-8 WT: 308

DOB: 2/22/91

NFL: 2ND YEAR

ACQ: W (ATL), 2015

COLLEGE: OHIO STATE



### ACQUIRED BY BUCS:

- × Claimed by Tampa Bay off waivers from the Atlanta Falcons on May 4, 2015.

### ORIGINALLY ENTERED NFL:

- × Originally entered the NFL as a seventh-round pick, (240th overall) of the Cincinnati Bengals in the 2013 NFL Draft.

### TRANSACTIONS:

- × Signed with Cincinnati on May 10, 2013. Waived on August 31, 2013.
- × Signed to Cincinnati practice squad on September 2, 2013.

- × Signed to Cleveland Browns' active roster on October 30, 2013. Waived on August 30, 2014.

- × Signed to Indianapolis Colts' practice squad on September 2, 2014. Released on September 12, 2014.

- × Signed to Atlanta Falcons' practice squad on November 23, 2014.

- × Signed by Atlanta on December 30, 2014. Waived on May 1, 2015.

- × Claimed by Tampa Bay on May 4, 2015.



**CAREER HIGHLIGHTS:**

- x Has not appeared in game action, but was inactive for seven games with Cleveland in 2013.

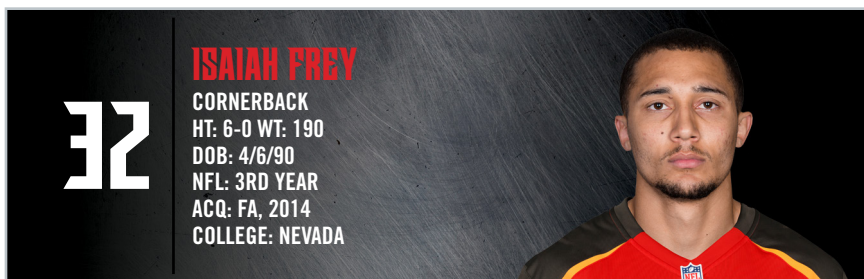
**2014 HIGHLIGHTS:**

- x Spent time on the Indianapolis Colts and Atlanta Falcons' practice squads.

**COLLEGE/PERSONAL:**

- x Played in 51 games at Ohio State (2009-12), starting 21.
- x Started all 12 games at right tackle as a senior (2012), helping the Buckeyes to an undefeated season and earning honorable-mention All-Big Ten honors.
- x Spent his first three seasons of eligibility as a tight end (2009-11), making nine starts, before switching to offensive line before his senior season.
- x Caught 14 passes for 185 yards and one touchdown.

- x Majored in communication.
- x Attended Grosse Pointe South High School (Grosse Pointe, Michigan).
- x As a senior, was an All-American, Detroit Free Press Dream Team selection, all-state player and team MVP.
- x Also played basketball and competed in track and field.
- x Part of a family of athletes: brother Mark played football at Miami (Ohio), brother Brett played basketball at Monmouth, sister Maggie is on the crew team at Miami (Fla.), father Mark played football at Northern Michigan and grandfather Joe Stalma was a basketball coach at Rossford (Ohio) High School, winning 288 games.
- x Last name is pronounced FRAY-gul.
- x Born Reid Patrick Fragel on February 22, 1991 in Chicago, Illinois.

**ACQUIRED BY BUCS:**

- x Signed by Tampa Bay on October 15, 2014, as a free agent.

**ORIGINALLY ENTERED NFL:**

- x Originally entered the NFL as a sixth-round pick (184th overall) of the Chicago Bears in the 2012 NFL Draft.

**CAREER HIGHLIGHTS:**

- x Has played in 27 career games, with seven starts, totaling 68 tackles, two forced fumbles, one fumble recovery and two passes defensed. Also has five special teams tackles.
- x Spent 2012 season on the Chicago Bears' practice squad.
- x Made NFL debut against Cincinnati (9/8/13).
- x Made first career start at Detroit (9/29/13).

**2014 HIGHLIGHTS:**

- x Played in 11 games, with one start, totaling 21 tackles, including one for loss, one pass defensed, two forced fumbles and one fumble recovery on defense and added five special teams tackles.

- x Started one of three games with the Chicago Bears, before being released on October 7.
- x Spent the first two weeks of the season on the Bears' practice squad.
- x Recorded first career forced fumble in start at N.Y. Jets (9/22).
- x Tallied a season-high six tackles at Carolina (10/5).
- x Made Buccaneers debut vs. Minnesota (10/26) and recorded one tackle.
- x Played 14 snaps on defense, recording two tackles, and also added two special teams tackles at Cleveland (11/2).
- x Make one tackle for loss vs. Atlanta (11/9).
- x Posted two tackles in 24 defensive snaps in win at Washington (11/16). Also tallied a special teams tackle.
- x Posted one tackle and one pass defense at Chicago (11/23) for a unit that limited the Bears to 204 total yards of offense.
- x Played in reserve role vs. Cincinnati (11/30) and registered one tackle.
- x Recorded one tackle at Detroit (12/7), while also adding a team-leading two special teams stops.

- × Posted one tackle at Carolina (12/14) before leaving game with ankle injury.
- × Inactive with an ankle injury vs. Green Bay (12/21) and vs. New Orleans (12/28).

### COLLEGE/PERSONAL:

- × Played in 52 games at Nevada (2008-11), recording 141 tackles, seven interceptions and 38 passes defended as well as two forced fumbles, one sack and seven tackles for loss.
- × Earned first-team All-WAC honors as a senior (2011) and second-team All-WAC honors as a junior (2010).
- × Started all 13 games as a senior, totaling 37 tackles and setting career-highs in passes defended (16) and interceptions (5).
- × Started all 13 games as a junior, tallying a career-best 52 tackles, while adding 14 passes defended, a forced fumble and one interception.

- × Played in all 13 games as a sophomore (2009), starting 11 and recording his first career interception, to go along with 27 tackles, five passes defended and a forced fumble.
- × Played in every game as a true freshman (2008), registering 23 tackles and three passes defended.
- × Attended Jesuit High School (Carmichael, CA), where he was a National Scholar-Athlete.
- × Earned first-team All-League, All-City (Sacramento Bee) and All-Section honors following his senior year.
- × Totaled 3,200 all-purpose yards and 37 touchdowns during the 2006 and 2007 seasons and was named team MVP both years, while also adding 76 tackles and 10 interceptions.
- × Born Isaiah Frey on April 6, 1990 in Roseville, California.

## FREY'S CAREER STATISTICS

YEAR	TEAM	TACKLES						INTERCEPTIONS					FUMBLES			ST TACKLES			
		GP	GS	TOT	SOLO	ASST	SK	YDS	NO	YDS	LG	TD	PD	FF	FR	YDS	T	S	A
2013	Chicago	16	6	47	37	10	0.0	0.0	0	0	0	0	1	0	0	0	0	0	0
2014	CHI/TB	11	1	21	10	11	0.0	0.0	0	0	0	0	1	2	1	0	5	4	1
<b>NFL Totals</b>		<b>27</b>	<b>7</b>	<b>68</b>	<b>47</b>	<b>21</b>	<b>0.0</b>	<b>0.0</b>	<b>0</b>	<b>0</b>	<b>0</b>	<b>0</b>	<b>2</b>	<b>2</b>	<b>1</b>	<b>0</b>	<b>5</b>	<b>4</b>	<b>1</b>

## FREY'S GAME-BY-GAME STATISTICS

DATE	OPP	TACKLES						INTERCEPTIONS					FUMBLES			ST TACKLES			
		T	S	A	TFL	SK	YDS	QH	NO	YDS	LG	TD	PD	FF	FR	YDS	T	S	A
Sept. 7	BUF*	CHI Practice Squad																	
Sept. 14	@SF*	CHI Practice Squad																	
Sept. 22	@NYJ*	3	2	1	0	0.0	0.0	0	0	0	0	0	0	1	0	0	0	0	0
Sept. 28	GB*	2	1	1	0	0.0	0.0	0	0	0	0	0	0	0	0	0	0	0	0
Oct. 5	@ATL*	6	2	4	0	0.0	0.0	0	0	0	0	0	0	1	1	0	0	0	0
Oct. 12	BAL	Not With Team																	
Oct. 26	MIN	1	1	0	0	0.0	0.0	0	0	0	0	0	0	0	0	0	0	0	0
Nov. 2	@CLE	2	1	1	0	0.0	0.0	0	0	0	0	0	0	0	0	0	2	2	0
Nov. 9	ATL	1	1	0	1	0.0	0.0	0	0	0	0	0	0	0	0	0	0	0	0
Nov. 16	@WAS	2	1	1	0	0.0	0.0	0	0	0	0	0	0	0	0	0	1	0	1
Nov. 23	@CHI	1	1	0	0	0.0	0.0	0	0	0	0	0	1	0	0	0	0	0	0
Nov. 30	CIN	1	0	1	0	0.0	0.0	0	0	0	0	0	0	0	0	0	0	0	0
Dec. 7	@DET	1	0	1	0	0.0	0.0	0	0	0	0	0	0	0	0	0	2	2	0
Dec. 14	@CAR	1	0	1	0	0.0	0.0	0	0	0	0	0	0	0	0	0	0	0	0
Dec. 21	GB	Inactive																	
Dec. 28	NO	Inactive																	
<b>TOTALS</b>		<b>21</b>	<b>10</b>	<b>11</b>	<b>1</b>	<b>0.0</b>	<b>0.0</b>	<b>0</b>	<b>0</b>	<b>0</b>	<b>0</b>	<b>0</b>	<b>1</b>	<b>2</b>	<b>1</b>	<b>0</b>	<b>5</b>	<b>4</b>	<b>1</b>

\*Games played with Chicago


2013 (W/CHICAGO)

DATE	OPP	TACKLES								INTERCEPTIONS					FUMBLES			ST TACKLES		
		T	S	A	TFL	SK	YDS	QH	NO	YDS	LG	TD	PD	FF	FR	YDS	T	S	A	
Sept. 8	CIN	4	3	1	0	0.0	0.0	0	0	0	0	0	0	0	0	0	0	0	0	
Sept. 15	MIN	3	3	0	0	0.0	0.0	0	0	0	0	0	0	0	0	0	0	0		
Sept. 22	@PIT	6	6	0	0	0.0	0.0	0	0	0	0	0	0	0	0	0	0	0		
Sept. 29	@DET	6	2	4	0	0.0	0.0	0	0	0	0	0	0	0	0	0	0	0		
Oct. 6	NO	0	0	0	0	0.0	0.0	0	0	0	0	0	0	0	0	0	0	0		
Oct. 10	NYG	3	2	1	0	0.0	0.0	0	0	0	0	0	0	0	0	0	0	0		
Oct. 20	@WAS	1	1	0	0	0.0	0.0	0	0	0	0	0	0	0	0	0	0	0		
Nov. 4	@GB	2	2	0	0	0.0	0.0	0	0	0	0	0	1	0	0	0	0	0		
Nov. 10	DET	4	2	2	0	0.0	0.0	0	0	0	0	0	0	0	0	0	0	0		
Nov. 17	BAL	3	2	1	0	0.0	0.0	0	0	0	0	0	0	0	0	0	0	0		
Nov. 24	@STL	0	0	0	0	0.0	0.0	0	0	0	0	0	0	0	0	0	0	0		
Dec. 1	@MIN	2	2	0	0	0.0	0.0	0	0	0	0	0	0	0	0	0	0	0		
Dec. 9	DAL	2	2	0	0	0.0	0.0	0	0	0	0	0	0	0	0	0	0	0		
Dec. 15	@CLE	0	0	0	0	0.0	0.0	0	0	0	0	0	0	0	0	0	0	0		
Dec. 22	@PHI	5	5	0	0	0.0	0.0	0	0	0	0	0	0	0	0	0	0	0		
Dec. 29	GB	6	5	1	0	0.0	0.0	0	0	0	0	0	0	0	0	0	0	0		
<b>TOTALS</b>		<b>47</b>	<b>37</b>	<b>10</b>	<b>0</b>	<b>0.0</b>	<b>0.0</b>	<b>0</b>	<b>0</b>	<b>0</b>	<b>0</b>	<b>0</b>	<b>1</b>	<b>0</b>	<b>0</b>	<b>0</b>	<b>0</b>	<b>0</b>		

**WILLIAM GHOLSTON**

92

DEFENSIVE END  
 HT: 6-6 WT: 281  
 DOB: 7/31/91  
 NFL: 3RD YEAR  
 ACQ: D4B, 2013  
 COLLEGE: MICHIGAN STATE



**ACQUIRED BY BUCS:**

- Selected in the fourth round (126th overall) of the 2013 NFL Draft by the Buccaneers.

**CAREER HIGHLIGHTS:**

- Has played in 27 career games, including 11 starts, totaling 73 tackles, 4.0 sacks and six passes defended.
- Recorded first career partial sack on Monday Night Football against Miami (11/11/13).
- Made first career start at St. Louis (12/22/13).
- Made NFL debut at New England (9/22/13).
- Registered first career blocked field goal vs. Baltimore (10/12/14).

**2014 HIGHLIGHTS:**

- Played in 15 games, with nine starts, totaling 72 tackles, including nine for loss, two sacks and three passes defended.
- Inactive Week 1 vs. Carolina (9/7).
- Made season debut in start vs. St. Louis (9/14) and recorded six tackles and one sack.
- Registered two tackles, including one for loss, in start at Atlanta (9/18).
- Started in win at Pittsburgh (9/28) and posted four tackles. Part of a defensive front that limited the Steelers, who entered the game with the NFL's No.

1-ranked rushing attack, to 85 yards on 27 carries (3.1 avg.).

- Notched five tackles, including one for loss, one quarterback hit and one pass defended at New Orleans (10/5).
  - Posted four tackles and first career blocked field goal vs. Baltimore (10/12).
  - Recorded three tackles, two quarterback hits and one pass defended vs. Minnesota (10/26).
  - Registered six tackles, including two for loss, and two quarterback hits at Cleveland (11/2).
  - Made one tackle vs. Atlanta (11/9).
  - Notched two tackles, including one for loss, in win at Washington (11/16).
  - Posted one tackle at Chicago (11/23) for defense that limited the Bears to 204 total yards of offense.
  - Registered one pass defended vs. Cincinnati (11/30).
  - In homecoming at Detroit (12/7), registered five tackles and one sack.
  - Played in reserve role at Carolina (12/14) and vs. Green Bay (12/21).
  - Tallied two tackles, both for loss, vs. New Orleans (12/28).
- COLLEGE:**
- Started 24-of-36 games he played at Michigan State (2010-12), totaling 142 tackles, 13 passes defended,

10.0 sacks, two forced fumbles, one fumble recovery and 30.0 tackles for loss.

- x Entered the NFL Draft after his junior season
- x Finished his Michigan State career ranked 10th in school history in tackles for loss (30.0).
- x Recorded 10 passes defended in 2012, the most by a defensive lineman in Spartans history and the most amongst FBS defensive linemen.
- x Two-time winner of the Danziger Award for defense (most outstanding Detroit-area player).
- x Led the Spartans in sacks (4.5) and tackles for loss (13.0) as a junior.
- x Earned second-team All-Big Ten honors from the media, while earning honorable mention from the league's coaches in 2012. Earned second-team All-Big Ten Honors from Phil Steele.
- x Named a quarterfinalist for the Lombardi Award (college lineman of the year) in 2012.
- x Chosen as Defensive Player of the Game in the 2012 Buffalo Wild Wings Bowl.
- x Tallied 16.0 tackles for loss as a sophomore, tied for the seventh-most in Michigan State single-season history.
- x Recorded 5.0 tackles for loss in the 2012 Outback Bowl, the third-most in Michigan State history and the most ever in a bowl game, earning a spot on the ESPN.com and Yahoo! Sports All-Bowl teams.
- x Named All-Big Ten second team by coaches and media, while also being selected for the second-team All-Big Ten by Yahoo! Sports as a sophomore.
- x Selected to the CollegeFootballNews.com's second-team All-Sophomore team in 2011.
- x Led the team in tackles for loss (16.0), the seventh-most in Michigan State history.
- x Majored in human development and family studies.

## PERSONAL:

- x Attended Southeastern High School (Detroit, Michigan).
- x Chosen as an All-American by EA Sports, MaxPreps, SuperPrep and PrepStar (Dream Team).
- x Ranked as a Top 60 recruit by Tom Lemming (No. 12), Rivals.com (No. 21), Lindy's (No. 21), Athlon Sports (No. 24), Scout.com (No. 29), ESPNU (No. 42) and Sporting News (No. 60).
- x Ranked as one of the top defensive ends in the country by Tom Lemming (No. 3), Rivals.com (No. 3, strongside), Scouts, Inc. (No. 3), Scout.com (No. 4), Lindy's (No. 5) and Athlon Sports (No. 5).
- x Rated as the top player in the state of Michigan by the Detroit News, Detroit Free Press, Rivals.com, Scout.com and Lansing State Journal.

- x Recorded 115 tackles as a senior, including 44.0 for loss, 27.0 sacks, 10 forced fumbles, two blocked punts and an interception returned for a touchdown.
- x Led the Public School League in tackles (101) and sacks (15.0) as a junior, while also tallying 37.0 tackles for loss.
- x Transferred from Mumford High School (Detroit, Michigan) following his sophomore season.
- x During his two seasons at Mumford, Gholston played both ways, recording 183 tackles, 28.0 sacks and two interceptions to go along with 55 catches for 970 yards and 14 touchdowns.
- x Nicknamed "Too Tall."
- x Cousin Vernon Gholston was a first-round selection of the New York Jets in the 2008 NFL Draft.
- x Born William Gholston on July 31, 1991, in Detroit, Michigan.

## COMMUNITY:

- x Had his head shaved by children battling cancer for the Buccaneers Cut for a Cure in 2014 and 2015 to raise funds and awareness for the Pediatric Cancer Foundation.
- x In October 2014, visited Metropolitan Ministries to play games with children for the Ministries' annual Fall Festival.
- x In September 2014, participated in a Buccaneers Academy ribbon-cutting ceremony and helped build an outdoor class at Sheehy Elementary in Tampa.
- x In September 2014, interacted with military members stationed overseas through a Pro vs. GI Joe event at the Buccaneers-sponsored USO Welcome Center at Tampa International Airport.
- x In February 2014 presented students at Pizzo Elementary with \$2,000-worth of PE equipment for winning the Buccaneers PLAY 60 Challenge.
- x Along with the defensive line, purchased toys and hosted a surprise shopping spree for underprivileged families in the "D-Line Does Christmas" event in December 2013 and 2014.
- x As part of the 2013 Buccaneers Rookie Club, took part in a variety of community service events, including: visiting patients at St. Joseph's Children's Hospital in Tampa; hosting an ice cream social for military veterans at James Haley VA Hospital; participating in a team-building scavenger hunt with the Boys & Girls Clubs of Tampa at Busch Gardens; hosting a bowling outing with Big Brothers/Big Sisters of Tampa Bay; challenging youths from the Central City YMCA in games at a local arcade; visiting local servicemen and servicewomen at MacDill Air Force Base; hosting a "Salute to Service" Barbecue with USAA at U.S. Coast Guard Sector St. Petersburg; greeting veterans at Bay Pines VA Hospital; visiting young patients over the holidays at All Children's Hospital; and singing Christmas carols to residents at Westminster Palms Retirement Home.

## GHOLSTON'S CAREER STATISTICS

YEAR	TEAM	GP	GS	TACKLES				INTERCEPTIONS					FUMBLES			ST TACKLES							
				TOT	SOLO	ASST	SK	YDS	NO	YDS	LG	TD	PD	FF	FR	YDS	T	S	A				
2013	Tampa Bay	12	2	31	15	16	2.0	14.0	0	0	0	0	0	3	0	0	0	0	0	0	0	0	0
2014	Tampa Bay	15	9	42	28	14	2.0	13.0	0	0	0	0	0	3	0	0	0	0	0	0	0	0	0
NFL Totals		27	11	73	43	30	4.0	27.0	0	0	0	0	0	6	0	0	0	0	0	0	0	0	0

### SINGLE-GAME HIGHS

**Tackles:** 8, vs. San Francisco, 12/15/13  
**Sacks:** 1.5, vs. Buffalo, 12/8/13  
**Passes Defended:** 2, vs. San Francisco, 12/15/13  
**Blocked FG:** 1, vs. Baltimore, 10/12/14

## GHOLSTON'S GAME-BY-GAME STATISTICS

2014		TACKLES							INTERCEPTIONS					FUMBLES			ST TACKLES					
DATE	OPP	T	S	A	TFL	SK	YDS	QH	NO	YDS	LG	TD	PD	FF	FR	YDS	T	S	A			
Sept. 7	CAR								Inactive													
Sept. 14	STL	7	5	2	1	1.0	5.0	1	0	0	0	0	0	0	0	0	0	0	0	0		
Sept. 18	@ATL	2	2	0	1	0.0	0.0	0	0	0	0	0	0	0	0	0	0	0	0	0		
Sept. 28	@PIT	4	2	2	0	0.0	0.0	0	0	0	0	0	0	0	0	0	0	0	0	0		
Oct. 5	@NO	5	3	2	1	0.0	0.0	1	0	0	0	0	1	0	0	0	0	0	0	0		
Oct. 12	BAL	4	2	2	0	0.0	0.0	0	0	0	0	0	0	0	0	0	0	0	0	0		
Oct. 26	MIN	3	3	0	0	0.0	0.0	2	0	0	0	0	1	0	0	0	0	0	0	0		
Nov. 2	@CLE	6	3	3	2	0.0	0.0	1	0	0	0	0	0	0	0	0	0	0	0	0		
Nov. 9	ATL	1	0	1	0	0.0	0.0	0	0	0	0	0	0	0	0	0	0	0	0	0		
Nov. 16	@WAS	2	2	0	1	0.0	0.0	0	0	0	0	0	0	0	0	0	0	0	0	0		
Nov. 23	@CHI	1	1	0	0	0.0	0.0	0	0	0	0	0	0	0	0	0	0	0	0	0		
Nov. 30	CIN	0	0	0	0	0.0	0.0	0	0	0	0	0	1	0	0	0	0	0	0	0		
Dec. 7	@DET	5	3	2	1	1.0	8.0	1	0	0	0	0	0	0	0	0	0	0	0	0		
Dec. 14	@CAR	0	0	0	0	0.0	0.0	0	0	0	0	0	0	0	0	0	0	0	0	0		
Dec. 21	GB	0	0	0	0	0.0	0.0	0	0	0	0	0	0	0	0	0	0	0	0	0		
Dec. 28	NO	2	2	0	2	0.0	0.0	0	0	0	0	0	0	0	0	0	0	0	0	0		
<b>TOTALS</b>		<b>42</b>	<b>28</b>	<b>14</b>	<b>9</b>	<b>2.0</b>	<b>13.0</b>	<b>6</b>	<b>0</b>	<b>0</b>	<b>0</b>	<b>0</b>	<b>3</b>	<b>0</b>	<b>0</b>	<b>0</b>	<b>0</b>	<b>0</b>	<b>0</b>			

2013		TACKLES							INTERCEPTIONS					FUMBLES			ST TACKLES					
DATE	OPP	T	S	A	TFL	SK	YDS	QH	NO	YDS	LG	TD	PD	FF	FR	YDS	T	S	A			
Sept. 8	@NYJ								Inactive													
Sept. 15	NO								Inactive													
Sept. 22	@NE	1	0	1	0	0.0	0.0	0	0	0	0	0	0	0	0	0	0	0	0	0		
Sept. 29	ARI								Did Not Play													
Oct. 13	PHI								Inactive													
Oct. 20	@ATL	1	0	1	0	0.0	0.0	0	0	0	0	0	0	0	0	0	0	0	0	0		
Oct. 24	CAR	0	0	0	0	0.0	0.0	0	0	0	0	0	0	0	0	0	0	0	0	0		
Nov. 3	@SEA	2	1	1	0	0.0	0.0	0	0	0	0	0	0	0	0	0	0	0	0	0		
Nov. 11	MIA	1	0	1	0	0.5	4.0	1	0	0	0	0	0	0	0	0	0	0	0	0		
Nov. 17	ATL	2	1	1	0	0.0	0.0	0	0	0	0	0	0	0	0	0	0	0	0	0		
Nov. 24	@DET	1	1	0	0	0.0	0.0	1	0	0	0	0	0	0	0	0	0	0	0	0		
Dec. 1	@CAR	3	1	2	0	0.0	0.0	0	0	0	0	0	0	0	0	0	0	0	0	0		
Dec. 8	BUF	4	2	2	1	1.5	10.0	2	0	0	0	0	1	0	0	0	0	0	0	0		
Dec. 15	SF	8	5	3	1	0.0	0.0	0	0	0	0	0	2	0	0	0	0	0	0	0		
Dec. 22	@STL	6	3	3	1	0.0	0.0	0	0	0	0	0	0	0	0	0	0	0	0	0		
Dec. 29	@NO	2	1	1	0	0.0	0.0	0	0	0	0	0	0	0	0	0	0	0	0	0		
<b>TOTALS</b>		<b>31</b>	<b>15</b>	<b>16</b>	<b>3</b>	<b>2.0</b>	<b>14.0</b>	<b>4</b>	<b>0</b>	<b>0</b>	<b>0</b>	<b>0</b>	<b>3</b>	<b>0</b>	<b>0</b>	<b>0</b>	<b>0</b>	<b>0</b>	<b>0</b>			



72

**GARRETT GILKEY**

GUARD

HT: 6-6 WT: 315

DOB: 7/8/90

NFL: 3RD YEAR

ACQ: W (CLE), 2014

COLLEGE: CHADRON STATE

**ACQUIRED BY BUCS:**

- × Claimed by Tampa Bay off waivers from the Cleveland Browns on August 31, 2014.

**ORIGINALLY ENTERED NFL:**

- × Originally selected by the Cleveland Browns in the seventh round (227th overall) of the 2013 NFL Draft.

**CAREER HIGHLIGHTS:**

- × Has played in 21 career games, with two starts: once at left guard and once at center.
- × Spent the 2013 season with the Cleveland Browns
- × Made first career start at Pittsburgh (12/29/13), opening the game at left guard.
- × Made NFL debut at Minnesota (9/22/13).

**2014 HIGHLIGHTS:**

- × Saw playing time in 16 games on the season, with one start at center.
- × Made Buccaneers debut vs. Carolina (9/7), seeing time at left guard following injury to Logan Mankins.
- × Started at center vs. Cincinnati (11/30), filling in for Evan Dietrich-Smith, who was out with illness.

**COLLEGE:**

- × Started 34-of-37 career games at left tackle for Chadron State College (2009-12).
- × Blocked one extra point.
- × As a senior, earned first-team All-America honors from D2Football.com.
- × One of only three Division II players invited to the 2013 Senior Bowl.
- × Also played on Chadron State's basketball team for the final six games of the 2013 season.

- × Graduated with a degree in special education.

- × Pursuing a master's degree in psychology from Moody Bible Institute that will allow him to become a counselor following his football career.

**COMMUNITY:**

- × Helped sponsor the 2014 "Turkey Time with the O-Line," a Thanksgiving program carried out by the offensive line which provided 750 meals for local families in need.
- × While with Cleveland, addressed local schools to promote anti-bullying messages, one of his main campaigns.
- × Enjoys working with and assisting troubled youth and special needs children
- × Held a youth camp in Puerto Rico in the 2014 offseason.
- × Was active at Browns community endeavors, including PLAY 60 events and efforts to aid hungry families.

**PERSONAL:**

- × Attended Sandwich High School (Sandwich, Illinois) as a freshman and sophomore, before transferring to Aurora Christian High School (Aurora, Illinois) for his final two years.
- × Participated in track, baseball and wrestling.
- × Hobbies include hunting, fishing and camping, and is a skilled handyman, building furniture and doing woodwork.
- × Born Garrett Gilkey in Sandwich, Illinois, on July 8, 1990.

**GILKEY'S CAREER STATISTICS**

Games/Starts: CLE: 2013: 6/1; TB: 2014: 16/1  
Career Totals: 22/2

Fumbles: 2 - 2 in 2014

8

**MIKE GLENNON**

QUARTERBACK

HT: 6-6 WT: 225

DOB: 12/12/89

NFL: 3RD YEAR

ACQ: D3, 2013

COLLEGE: NORTH CAROLINA STATE

**ACQUIRED BY BUCS:**

- × Selected in the third round (73rd overall) of the 2013 NFL Draft by the Buccaneers.

**CAREER HIGHLIGHTS:**

- × Started 18-of-19 career games, completing 365-of-619 pass attempts (58.8 pct.), for 4,025 yards, 29 touchdowns and 15 interceptions.
- × Has 29 passing touchdowns as a Buccaneer, the ninth-most in franchise history.
- × Set franchise rookie records for passing yards and passing touchdowns.
- × Earned All-Rookie honors from nearly every news outlet.
- × Started in NFL debut against Arizona (9/29/13).

**2014 HIGHLIGHTS:**

- × Served as primary backup quarterback for nine games on the season.
- × Saw action at Atlanta (9/18), entering the game in place of an injured Josh McCown and finished 17-of-24 for 121 yards and one touchdown.
- × Recorded first start of the season at Pittsburgh (9/28), leading the team to its first victory of the season in a late comeback, connecting with Vincent Jackson on the game-winning touchdown pass with seven seconds left to play.
- × Finished the day at Pittsburgh (9/28) 21-of-42 for a career-high 302 yards with two touchdowns and one interception, while throwing for 245 passing yards in the second half, the fifth-highest second-half total in franchise history.
- × At New Orleans (10/5), finished 19-of-32 for 249 yards, with two touchdowns and one interception.
- × Recorded the second 300-yard passing game of his career against Baltimore (10/12), going 24-of-44 for a career-high 314 yards with two touchdowns and one interception.
- × Recorded 19 completions on 28 attempts for 171 yards with one touchdown and one interception vs. Minnesota (10/26).
- × Finished at Cleveland (11/2) with 17 completions on 33 attempts for 260 yards and two touchdowns with two interceptions.

- × His two passing touchdowns at Cleveland (11/2) gave him 29 for his career, ninth-most in franchise history.
- × Served as primary backup quarterback in Weeks 10-17, but did not play.

**COLLEGE:**

- × Played in 36 games at North Carolina State (2008-12), starting the final 26.
- × Completed 646-of-1,069 passes (60.4 percent) for 7,411 yards and 63 touchdowns.
- × Finished his career at N.C. State ranked in the top five all-time in passing touchdowns (third), pass completions (third), passing yards (fourth) and passing attempts (fourth).
- × Left N.C. State tied for the ninth-most career touchdown passes in Atlantic Coast Conference history.
- × His 7,411 career passing yards ranked 25th in ACC history.
- × Selected to play in the 2013 Senior Bowl.
- × As a senior, Glennon completed 330-of-564 passes for 4,031 yards and 31 touchdowns. Also had two rushing touchdowns.
- × Finished his senior season with the second-most passes attempted (564) in ACC history, third-most completions (330), fourth-most passing yards (4,031) and tied for the fifth-most passing touchdowns (31).
- × Joins former Wolfpack quarterback Philip Rivers as the only passers in school history to throw for 4,000+ yards in a single season.
- × One of only three quarterbacks in N.C. State history to complete 300+ passes in a single season (Rivers, Russell Wilson).
- × An Academic All-ACC selection and a member of the Atlantic Coast Conference's Academic Honor Roll as a junior.
- × Graduated with a bachelor's degree in business management and a master's degree in liberal studies.

**PERSONAL:**

- × Attended Westfield High School (Fairfax County, Virginia).
- × Ranked as the third-best quarterback in the nation by Rivals.com and ESPN.com, and the 87th best player in the country by Scout.com.

- × Completed 171-of-265 passes (64.5 percent) for 2,557 and 32 touchdowns as a senior, helping lead his team to an undefeated 15-0 record and a Virginia AAA Division VI Championship.
- × Following his senior season, Glennon earned Parade All-American honors, was named the Virginia Player of the Year by the Associated Press and was the 2007 Gatorade Player of the Year in Virginia.
- × Chosen as first-team All-State, All-Region and All-District in 2007.
- × Selected to the Elite 11 Quarterback Camp as well as the Under Armour All-American game.
- × First-team All-District as a junior, in addition to being named District Player of the Year and Washington Post All-Metro honorable mention.
- × Brother, Sean, played quarterback at Virginia Tech (2004-08).
- × Son of John and Nancy Glennon.
- × Born Michael Glennon on December 12, 1989 in Centreville, Virginia.

### COMMUNITY:

- × In March 2015 helped host Kory, a young visitor from the Dream On 3 Foundation, who toured One Buc Place and played catch with Glennon on the practice field.
- × In June 2014, participated in the team's "Cut for a Cure" charity challenge, having his head shaved by pediatric cancer patients to support the Pediatric Cancer Foundation.

## GLENNON'S CAREER STATISTICS

YEAR	TEAM	GP	GS	PASSING				YDS	YDS/ATT	TD	INT	LG	SK	YDS	
				ATT	CMP	PCT	LST							RATING	
2013	Tampa Bay	13	13	416	247	59.4	2,608	6.3	19	9	85t	40	263	83.9	
2014	Tampa Bay	6	5	203	117	57.6	1,417	7.0	10	6	41	16	91	83.3	
<b>NFL Totals</b>		<b>19</b>	<b>18</b>	<b>619</b>	<b>364</b>	<b>58.8</b>	<b>4,025</b>	<b>6.5</b>	<b>29</b>	<b>15</b>	<b>85t</b>	<b>56</b>	<b>354</b>	<b>83.7</b>	

RUSHING						
YEAR	TEAM	ATT	YDS	AVG	LG	TD
2013	Tampa Bay	27	37	1.4	16	0
2014	Tampa Bay	10	49	4.9	19	0
<b>Totals</b>		<b>37</b>	<b>86</b>	<b>2.3</b>	<b>19</b>	<b>0</b>

### ADDITIONAL STATS

**Fumbles-Lost:** 9-4 – 7-4 in 2013, 2-0 in 2014  
**Misc. Tackles:** 2 – 2 in 2014

### SINGLE-GAME HIGHS

**Pass Attempts:** 51, vs. Carolina, 10/24/13  
**Pass Completions:** 30, vs. Carolina, 10/24/13  
**Passing Yards:** 314, vs. Baltimore, 10/12/14  
**Touchdowns:** 2, 12 times, last at Cleveland, 11/2/14  
**Quarterback Rating:** 138.4, at Detroit, 11/24/13  
**Long Pass:** 85t, at Detroit, 11/24/2013

## GLENNON'S GAME-BY-GAME STATISTICS

2014 DATE	OPP	ATT	CMP	PCT	PASSING		TD	INT	LG	SK-YDS	RATING
					YDS	YDS/ATT					
Sept. 7	CAR										
Sept. 14	STL										
Sept. 18	@ATL	24	17	70.8	121	5.0	1	0	14	2-18	96.0
Sept. 28	@PIT	42	21	50.0	302	7.2	2	1	41	1-15	79.7
Oct. 5	@NO	32	19	59.4	249	7.8	2	1	34	1-1	91.8
Oct. 12	BAL	44	24	54.5	314	7.1	2	1	33	5-37	83.0
Oct. 26	MIN	28	19	67.9	171	6.1	1	1	40	5-12	81.1
Nov. 2	@CLE	33	17	51.5	260	7.9	2	2	34	2-8	72.8
Nov. 9	ATL										
Nov. 16	@WAS										
Nov. 23	@CHI										
Nov. 30	CIN										
Dec. 7	@DET										
Dec. 14	@CAR										
Dec. 21	GB										
Dec. 28	NO										
<b>TOTALS</b>		<b>203</b>	<b>117</b>	<b>57.6</b>	<b>1,417</b>	<b>7.0</b>	<b>10</b>	<b>6</b>	<b>41</b>	<b>16-91</b>	<b>83.3</b>

## 2013

DATE	OPP	ATT	CMP	PCT	YDS	PASSING		TD	INT	LG	SK-YDS	RATING
						YDS/ATT						
Sept. 8	@NYJ											
Sept. 15	NO											
Sept. 22	@NE											
Sept. 29	ARI	43	24	55.8	193	4.5	1	2	20	2-20	55.7	
Oct. 13	PHI	43	26	60.5	273	6.3	2	1	36	2-16	84.7	
Oct. 20	@ATL	44	26	59.1	256	5.8	2	0	59t	3-30	90.7	
Oct. 25	CAR	51	30	58.8	275	5.4	1	0	29	3-26	80.1	
Nov. 3	@SEA	23	17	73.9	168	7.3	2	0	27	3-25	123.1	
Nov. 11	MIA	21	11	52.4	139	6.6	1	1	30	2-15	69.3	
Nov. 17	ATL	23	20	86.9	231	10.0	2	0	53	2-7	137.5	
Nov. 24	@DET	21	14	66.7	247	11.8	2	0	85t	4-40	138.4	
Dec. 1	@CAR	21	14	66.7	180	8.5	0	1	60	5-40	73.5	
Dec. 8	BUF	25	9	36.0	90	3.6	2	2	38	1-9	40.4	
Dec. 15	SF	34	18	52.9	179	5.3	2	1	26	4-35	75.5	
Dec. 22	@STL	26	16	61.5	158	6.1	0	0	30	7-47	78.7	
Dec. 29	@NO	41	22	53.7	219	5.3	2	1	48t	2-4	75.2	
<b>TOTALS</b>		<b>416</b>	<b>247</b>	<b>59.4</b>	<b>2,608</b>	<b>6.3</b>	<b>19</b>	<b>9</b>	<b>85t</b>	<b>40-263</b>	<b>83.9</b>	

44

## KHASEEM GREENE

LINEBACKER

HT: 6-1 WT: 241

DOB: 2/4/89

NFL: 3RD YEAR

ACQ: W (CHI), 2015

COLLEGE: RUTGERS



## ACQUIRED BY BUCS:

- × Claimed by Tampa Bay off waivers from the Chicago Bears on May 12, 2015.

## ORIGINALLY ENTERED NFL:

- × Originally entered the NFL as a fourth-round pick, (117th overall) of the Chicago Bears in the 2013 NFL Draft.

## CAREER HIGHLIGHTS:

- × Played in 25 career games, with six starts, recording 38 tackles, one pass defended, one forced fumble and one interception, returned 49 yards. Also has six special teams tackles.
- × Spent his first two seasons in the NFL with the Chicago Bears (2013-14).
- × Tallied first career interception at Minnesota (12/1/13), picking off Vikings quarterback Matt Cassel in the red zone.
- × Started first career game at St. Louis (11/24/13), notching his first career forced fumble.
- × Made NFL debut in the 2013 season opener against Cincinnati (9/8/13).

## 2014 HIGHLIGHTS:

- × Spent the season with the Chicago Bears.
- × Played in 10 games, starting two, totaling 11 tackles and five special teams tackles.

- × Registered two special teams tackles in both Week 3 at N.Y. Jets (9/22) and Week 4 vs. Green Bay (9/28).
- × Made first start of the season at Atlanta (10/12/14), tallying a career-high eight tackles.

## COLLEGE:

- × Started 39-of-51 games at Rutgers (2008-12), recording 387 tackles, 30.5 tackles for loss, 16 passes defended, 12 forced fumbles, 11.5 sacks seven interceptions (returned 117 yards) and five fumble recoveries, including one returned 20 yards for a touchdown.
- × On special teams, totaled 34 tackles, four forced fumbles and two fumble recoveries.
- × Spent time at both defensive back and outside linebacker for the Scarlet Knights.
- × Named Big East Defensive Player of the Year as a senior (2012), after winning a share of the award as a junior (2011), becoming only the second player in conference history to clam the honor in consecutive seasons.
- × Highly decorated as a senior, not only being named Big East Defensive Player of the Year, but earning All-America honors from the Associated Press (third-team) CBSSports.com (third-team), Phil Steele (second-team) and the Walter Camp Football Foundation (second-team), while also being earning unanimous All-Big East selection by the league's

media and coaches, as well as being chose for the ESPN.com and CBSSports.com All-Big East Teams.

- × In 2012, was honored with the Homer Hazel Trophy (Team MVP), while being named a semifinalist for the Chuck Bednarik Award, being nominated for the Allstate AFCA Good Works Team and winning the Maxwell Club's Brian Westbrook Tri-State Player of the Year.
- × As a senior, started all 13 games, registering 136 tackles, 12 tackles for loss, 6.0 sacks, six forced fumbles, three fumble recoveries and two interceptions.
- × Switched from safety to outside linebacker as a junior, starting all 13 games and tallying 146 tackles, 14 tackles for loss, 3.5 sacks, two interceptions and one pass defended.
- × As a sophomore (2010), started 12 games at safety, notching 77 tackles, 2.5 tackles for loss, six passes defended, four forced fumbles and three interceptions.

- × Played in all 13 games as a redshirt freshman (2009), making one start, finishing the year with 33 tackles, two tackles for loss, 2.0 sacks, two passes defended, two interceptions and two fumble recoveries.
- × Redshirted as a true freshman (2008).

### PERSONAL:

- × Attended Elizabeth High School (Elizabeth, New Jersey).
- × Played one season of football at Avon Old Farms, following his high school career.
- × Earned Star-Ledger third-team All-State honors and first-team All-Union honors at Elizabeth in 2006 as part of a team that won the New Jersey North II, Group IV State Championship.
- × Born Khaseem Greene on February 4, 1989 in Elizabeth, New Jersey.

## GREENE'S CAREER STATISTICS

YEAR	TEAM	GP	GS	TACKLES				INTERCEPTIONS				FUMBLES			ST TACKLES				
				TOT	SOLO	ASST	SK	YDS	NO	YDS	LG	TD	PD	FF	FR	YDS	T	S	A
2013	Chicago	15	4	27	20	7	0.0	0.0	1	49	49	0	1	1	0	0	1	1	0
2014	Chicago	10	2	11	8	3	0.0	0.0	0	0	0	0	0	0	0	0	5	4	1
NFL Totals		25	6	38	28	10	0.0	0.0	1	49	49	0	1	1	0	0	6	5	1

### SINGLE-GAME HIGHS

**Tackles:** 8, at Atlanta, 10/12/14 (w/Chicago)  
**Forced Fumbles:** 1, at St. Louis, 11/24/13 (w/Chicago)  
**Interceptions:** 1, at Minnesota, 12/1/13 (w/Chicago)  
**Passes Defended:** 1, at Minnesota, 12/1/13 (w/Chicago)

## GREENE'S GAME-BY-GAME STATISTICS

### 2014 (W/CHICAGO)

DATE	OPP	TACKLES				YDS	QH	INTERCEPTIONS				FUMBLES			ST TACKLES				
		T	S	A	TFL			SK	NO	YDS	LG	TD	PD	FF	FR	YDS	T	S	A
Sept. 7	BUF							Inactive											
Sept. 14	@SF							Inactive											
Sept. 22	@NYJ	0	0	0	0	0.0	0.0	0	0	0	0	0	0	0	0	0	2	1	1
Sept. 28	GB	0	0	0	0	0.0	0.0	0	0	0	0	0	0	0	0	0	2	2	0
Oct. 5	@CAR	0	0	0	0	0.0	0.0	0	0	0	0	0	0	0	0	0	1	1	0
Oct. 12	@ATL	8	6	2	0	0.0	0.0	0	0	0	0	0	0	0	0	0	0	0	0
Oct. 19	MIA	3	2	1	0	0.0	0.0	0	0	0	0	0	0	0	0	0	0	0	0
Oct. 26	@NE	0	0	0	0	0.0	0.0	0	0	0	0	0	0	0	0	0	0	0	0
Nov. 9	@GB							Inactive											
Nov. 16	MIN	0	0	0	0	0.0	0.0	0	0	0	0	0	0	0	0	0	0	0	0
Nov. 23	TB							Inactive											
Nov. 27	@DET	0	0	0	0	0.0	0.0	0	0	0	0	0	0	0	0	0	0	0	0
Dec. 4	DAL							Inactive											
Dec. 15	NO	0	0	0	0	0.0	0.0	0	0	0	0	0	0	0	0	0	0	0	0
Dec. 21	DET							Did Not Play											
Dec. 28	@MIN	0	0	0	0	0.0	0.0	0	0	0	0	0	0	0	0	0	0	0	0
<b>TOTALS</b>		<b>11</b>	<b>8</b>	<b>3</b>	<b>0</b>	<b>0.0</b>	<b>0.0</b>	<b>0</b>	<b>0</b>	<b>0</b>	<b>0</b>	<b>0</b>	<b>0</b>	<b>0</b>	<b>0</b>	<b>0</b>	<b>5</b>	<b>4</b>	<b>1</b>



**2013 (W/CHICAGO)**

DATE	OPP	TACKLES							INTERCEPTIONS					FUMBLES			ST TACKLES			
		T	S	A	TFL	SK	YDS	QH	NO	YDS	LG	TD	PD	FF	FR	YDS	T	S	A	
Sept. 8	CIN	0	0	0	0	0.0	0.0	0	0	0	0	0	0	0	0	0	0	1	1	0
Sept. 15	MIN	0	0	0	0	0.0	0.0	0	0	0	0	0	0	0	0	0	0	0	0	0
Sept. 23	@PIT	0	0	0	0	0.0	0.0	0	0	0	0	0	0	0	0	0	0	0	0	0
Sept. 29	@DET	0	0	0	0	0.0	0.0	0	0	0	0	0	0	0	0	0	0	0	0	0
Oct. 6	NO	0	0	0	0	0.0	0.0	0	0	0	0	0	0	0	0	0	0	0	0	0
Oct. 10	NYG	0	0	0	0	0.0	0.0	0	0	0	0	0	0	0	0	0	0	0	0	0
Oct. 20	@WAS	0	0	0	0	0.0	0.0	0	0	0	0	0	0	0	0	0	0	0	0	0
Nov. 4	@GB	4	4	0	0	0.0	0.0	0	0	0	0	0	0	0	0	0	0	0	0	0
Nov. 10	DET	1	1	0	0	0.0	0.0	0	0	0	0	0	0	0	0	0	0	0	0	0
Nov. 17	BAL	4	3	1	0	0.0	0.0	0	0	0	0	0	0	0	0	0	0	0	0	0
Nov. 24	@STL	6	6	0	0	0.0	0.0	0	0	0	0	0	0	1	0	0	0	0	0	0
Dec. 1	@MIN	5	3	2	0	0.0	0.0	0	1	49	49	0	1	0	0	0	0	0	0	0
Dec. 8	DAL	3	1	2	0	0.0	0.0	0	0	0	0	0	0	0	0	0	0	0	0	0
Dec. 15	@CLE	4	2	2	0	0.0	0.0	0	0	0	0	0	0	0	0	0	0	0	0	0
Dec. 22	@PHI	0	0	0	0	0.0	0.0	0	0	0	0	0	0	0	0	0	0	0	0	0
Dec. 29	GB								Did Not Play											
<b>TOTALS</b>		<b>27</b>	<b>20</b>	<b>7</b>	<b>0</b>	<b>0.0</b>	<b>0.0</b>	<b>0</b>	<b>1</b>	<b>49</b>	<b>49</b>	<b>0</b>	<b>1</b>	<b>1</b>	<b>0</b>	<b>0</b>	<b>1</b>	<b>1</b>	<b>0</b>	

**14**
**ROBERT HERRON**

**WIDE RECEIVER**  
**HT: 5-9 WT: 193**  
**DOB: 6/2/92**  
**NFL: 2ND YEAR**  
**ACQ: D6, 2014**  
**COLLEGE: WYOMING**


**ACQUIRED BY BUCS:**

- Selected in the sixth round (185th overall) of the 2014 NFL Draft by the Buccaneers.

**2014 HIGHLIGHTS:**

- Inactive for eight games on the season.
- Made NFL and Buccaneers debut vs. Carolina (9/7).
- Against St. Louis (9/14), caught two passes for 13 yards.
- Caught one pass for five yards at Atlanta (9/18).
- Recorded first career touchdown reception at New Orleans (10/5), a nine-yard catch.
- Recorded a career-long 16-yard reception vs. Baltimore (10/12), finishing the day with two catches for a single-game career-best 31 yards.

**COLLEGE:**

- Started 27-of-42 career games played at Wyoming (2010-13), catching 152 passes for 2,030 yards and 20 touchdowns. Also had 54 carries for 310 yards.
- Ranks seventh in Mountain West Conference history in touchdown receptions.
- Ranks fourth in receiving touchdowns (20), eighth in receiving yards (2,030) and 10th in receptions (152) in Wyoming history.

- Started all 12 games as a senior (2013), recording career highs in receptions (72), receiving yards (937) and receiving touchdowns (nine).
- Named first-team All-Mountain West by The NFL Draft Scout, in addition to All-American Super Sleeper honors from the service.
- Set a school record with a 93-yard touchdown reception against San Jose State (10/26/13).
- Tied a school record with four touchdown receptions against Hawaii (11/23/13).
- As a junior (2012), started seven-of-eight games played, catching 31 passes for 657 yards (21.19 avg.) and eight touchdowns.
- His 21.19 yards per catch was the second-best in the FBS by any player with at least 30 receptions.
- Played in 12 games, making seven starts, during his sophomore season (2011), catching 43 passes for 379 yards and three touchdowns, with eight rushes for 53 yards.
- Spent time at both wide receiver and running back as a freshman (2010), finishing the year with 40 carries for 235 yards and six catches for 57 yards.
- Majored in Communications.

**COMMUNITY:**

- x In December 2014, visited patients battling illness during the holidays at All Children's Hospital in St. Petersburg.
- x In November 2014, congratulated students at Pinellas Park Middle School for winning the Fuel Up to PLAY 60 "Defend Your Turf Challenge" and led students in fitness drills.
- x In September 2014, participated in a Buccaneers Academy ribbon-cutting ceremony and helped build an outdoor class at Sheehy Elementary in Tampa.
- x In September 2014, along with UnitedHealthcare employees and teammates, helped construct 35 Learning Garden boxes/kits to be delivered to schools around Tampa Bay.

- x In June 2014, visited MacDill Air Force Base to greet service members and learn about U.S. military operations headquartered in Tampa.

**PERSONAL:**

- x Attended Dorsey High School (Los Angeles, California).
- x Lettered in football as a junior and senior, playing as a running back and wide receiver.
- x Earned first-team all-city and all-league honors following his senior season.
- x Also lettered as a sprinter in track and field his final two prep seasons.
- x Son of Nicole Brame and Terri Herron.
- x Born Robert Torey Herron on June 2, 1992 in Los Angeles, California.

**HERRON'S CAREER STATISTICS**

YEAR	TEAM	RECEIVING						RUSHING					
		GP	GS	NO	YDS	AVG	LG	TD	ATT	YDS	AVG	LG	TD
2014	Tampa Bay	8	0	6	58	9.7	25	1	1	0	0	0	0
<b>NFL Totals</b>		<b>8</b>	<b>0</b>	<b>6</b>	<b>58</b>	<b>9.7</b>	<b>25</b>	<b>1</b>	<b>1</b>	<b>0</b>	<b>0</b>	<b>0</b>	<b>0</b>

**ADDITIONAL STATS**

Special Teams Tackles: 1 – 1 in 2014

**HERRON'S GAME-BY-GAME STATISTICS**

2014 DATE	OPP	NO	YDS	RECEIVING			ATT	YDS	RUSHING			TD
				AVG	LG	TD			AVG	LG	TD	
Sept. 7	CAR	0	0	-	-	0	0	0	-	-	0	
Sept. 14	STL	2	13	6.5	8	0	0	0	-	-	0	
Sept. 21	@ATL	1	5	5	5	0	0	0	-	-	0	
Sept. 28	@PIT				Inactive							
Oct. 5	@NO	1	9	9	9	1	0	0	-	-	0	
Oct. 19	BAL	2	31	15.5	25	0	0	0	-	-	0	
Oct. 27	MIN	0	0	-	-	0	1	0	0	0	0	
Nov. 2	@CLE	0	0	-	-	0	0	0	-	-	0	
Nov. 9	ATL				Inactive							
Nov. 16	@WAS				Inactive							
Nov. 23	@CHI				Inactive							
Nov. 27	CIN	0	0	-	-	0	0	0	-	-	0	
Dec. 7	@DET				Inactive							
Dec. 14	@CAR				Inactive							
Dec. 21	GB				Inactive							
Dec. 28	NO				Inactive							
<b>TOTALS</b>		<b>6</b>	<b>58</b>	<b>9.7</b>	<b>25</b>	<b>1</b>	<b>1</b>	<b>0</b>	<b>0</b>	<b>0</b>	<b>0</b>	

33

**JOEY IOSEFA**

FULLBACK  
 HT: 6-0 WT: 245  
 DOB: 6/19/91  
 NFL: ROOKIE  
 ACQ: D7-'15  
 COLLEGE: HAWAII

**ACQUIRED BY BUCS:**

- × Selected in the seventh round (231st overall) of the 2015 NFL Draft by the Buccaneers.

**COLLEGE:**

- × Started 29-of-32 games at Hawaii (2010-14), rushing 512 times for 2,218 yards (4.3 avg.) and 21 touchdowns. Also caught 60 passes for 438 yards (7.3 avg.) and three touchdowns, while throwing two touchdown passes.
- × Recorded six career 100-yard rushing games in his collegiate career.
- × Started all six games he played in as a senior (2014), rushing 151 times for 643 yards and a team-leading eight touchdowns. Also caught 11 passes for 76 yards, while completing two-of-three pass attempts, with one touchdown.
- × Posted two 100-yard rushing games, including a career-high 219 yards against UNLV (11/22/14), which earned honorable mention Running Back of the Week honors from the College Football Performance Awards.
- × Registered a career-best three rushing touchdowns against Oregon State (9/6/14).
- × As a junior, started five games at running back, leading the team with 590 rushing yards on 126 carries (4.7 avg.), with five touchdowns, while catching 10 passes for 87 yards and another score.
- × Notched three 100-yard games, all coming in the final four games of the season.
- × Set a single-game school record with 37 carries against San Diego State, resulting in 150 yards and one touchdown.
- × In his sophomore campaign (2012), started seven-of-eight games at running back, rushing 125 times for 463 yards (3.7 avg.) and one touchdown, while tallying 19 receptions for 153 yards and one score.

- × Recorded first career 100-yard rushing game against Colorado State (10/27/12), finishing with 106 yards on 22 carries.
- × Played in all 13 games as a freshman (2011), starting 11, leading the team with 548 rushing yards on 110 attempts (5.0 avg.), with seven touchdowns. Also made 20 receptions for 122 yards and one touchdown.
- × Scored his first rushing touchdown at San Jose State (10/14/11), finishing the game with two rushing scores.
- × Made collegiate debut against Colorado (9/3/11), rushing 14 times for 31 yards and catching a 22-yard touchdown pass.
- × Redshirted in 2010.
- × Majored in sociology.

**PERSONAL:**

- × Attended Faga'itua High School (Pago Pago, American Samoa).
- × Lettered three years in football, playing quarterback, free safety and linebacker.
- × Team went 21-2 in his final two seasons, winning back-to-back championships.
- × Given first name is Marvin.
- × Has a son, Joey Jr.
- × Parents are Ialomilo and Laine Iosefa.
- × Born Marvin Iosefa on June 19, 1991 in Pago Pago, American Samoa.

**COMMUNITY:**

- × In May 2015, toured MacDill Air Force Base to greet military servicemen and servicewomen and learn about the important role that the base plays in the Tampa community.
- × In May 2015, visited wounded warriors recovering from injury and illness at James A. Haley Veterans' Hospital in Tampa.

**VINCENT JACKSON****83****WIDE RECEIVER****HT: 6-5 WT: 230****DOB: 1/14/83****NFL: 11TH YEAR****ACQ: UFA (SD), 2012****COLLEGE: NORTHERN COLORADO****ACQUIRED BY BUCS:**

- × Signed by Tampa Bay on March 13, 2012 as an unrestricted free agent from San Diego.

**ORIGINALLY ENTERED NFL:**

- × Originally selected by the San Diego Chargers in the second round (61st overall) of the 2005 NFL Draft.

**CAREER HIGHLIGHTS:**

- × Played seven seasons with San Diego (2005-11) before joining Tampa Bay in 2012.
- × Has played in 140 games, starting 123, including the last 120 in which he has played, dating back to 2006.
- × Has started 68 consecutive games, the longest streak by a wide receiver in the NFL.
- × Tied for eighth in Buccaneers history with 17 touchdown receptions.
- × Has 3,610 receiving yards as a Buccaneer, the sixth-most in franchise history
- × Has 28 career regular 100-yard receiving games, including 12 with Tampa Bay, tied for the third-most in franchise history.
- × Has posted six 1,000-yard receiving seasons, recording 1,098 yards in 2008; 1,167 yards in 2009; and 1,106 yards in 2011, 1,384 yards in 2012, 1,189 yards in 2013 and 1,002 yards in 2014.
- × Jackson's six 1,000-yard receiving seasons are tied for the sixth-most among active players, while his six since 2008 are tied for the most by any player in the NFL during that span. His four consecutive 1,000-yard seasons are tied for the longest active streak.
- × In 2012, set career high in receiving yards (1,384).
- × In 2013, set career high in receptions (74).
- × Led the league in yards per catch in 2012, with a 19.2 ypc average.
- × Tied for second in the league with a 17.2 ypc avg in 2009, making him the only receiver in the NFL to average more than 17.0 ypc each in both 2008 (18.6 ypc) and 2009.

- × Three-time Pro Bowler, voted to the All-Star game following his performance in the 2009, 2011 and 2012 seasons.

**2014 HIGHLIGHTS:**

- × Started vs. Carolina (9/7), recording four receptions for 36 yards.
- × Against St. Louis (9/14), caught four passes for a team-leading 51 yards.
- × Caught two passes for 15 yards and one touchdown at Atlanta (9/18).
- × Recorded the game-winning touchdown reception at Pittsburgh (9/28), nabbing the five-yard pass from Mike Glennon with only seven seconds left to play, securing the team's first victory of the season.
- × Finished the day at Pittsburgh (9/28) with three receptions for 28 yards and one touchdown.
- × Jackson's touchdown reception at Pittsburgh (9/28) gave him 17 as a Buccaneer, tying for the eighth-most in franchise history.
- × At New Orleans (10/5), finished with eight catches for 144 yards, marking his 24th career 100-yard receiving game and 10th as a Buccaneer, the fifth-most in franchise history
- × Caught four passes for 66 yards against Baltimore (10/12), bringing his Buccaneers total to 2,952 receiving yards, eighth-most in franchise history.
- × Caught one pass for 13 yards vs. Minnesota (10/26).
- × At Cleveland (11/2), recorded six receptions for 86 yards.
- × Finished vs. Atlanta (11/9) with eight receptions for 75 yards.
- × Caught three passes for 43 yards at Washington (11/16).
- × At Chicago (11/23), finished with five catches for a team-leading 117 yards.
- × Along with teammate Louis Murphy (six catches for 113 yards), became part of the first pair of Buccaneers to have 100 or more receiving yards in a game since Jackson and Mike Williams did so in 2012.

- x Finished at Detroit (12/7) with 10 catches for 159 yards, matching his career high for catches and recording a season high for receiving yards.
- x At Detroit (12/7), recorded 81 yards in the first half, the most by a Buccaneers wide receiver since Jackson tallied 82 in the first half at St. Louis in 2013.
- x Finished at Carolina (12/14) with 70 yards on six receptions, passing RB James Wilder for the sixth-most receiving yards in franchise history (3,539).
- x Caught three passes for 60 yards vs. Green Bay (12/21), leading the team in receiving yards.
- x Against New Orleans (12/28), caught one pass for 11 yards before leaving with an injury.

### COLLEGE:

- x Recorded a school-record 177 receptions for 3,548 yards and 37 touchdowns while at Northern Colorado (2002-04), in addition to amassing 1,024 yards on punt returns.
- x Named All-Great West Conference Offensive Player of the Year as a senior in 2004, as well as earning first-team all-conference honors.
- x Led the team to NCAA semifinals as a junior while being named second-team All-America by the Associated Press and Sports Network.
- x Also started for Northern Colorado in basketball.
- x Majored in business.

### COMMUNITY:

- x In 2013 and 2014 was named the Buccaneers Man of the Year for his leadership on the field and in the community.
- x Was voted as one of two finalists for the 2014 NFL Salute to Service Award, presented by USAA, for his commitment to honoring and supporting military service members and their families.
- x Launched the Jackson in Action 83 Foundation on Veterans' Day 2012 to help military members stay connected with their children during deployments and help raise awareness and support for U.S. military families.
- x Sponsors military families at every Buccaneers home game through the "Jackson in Action" Front Row Fans section at Raymond James Stadium.
- x Along with his wife, Lindsey, and with support from the Buccaneers, published "Danny Dogtags: Dealing with Deployment," a children's book to help kids cope with a loved one leaving home on deployment.

- x Hosts the "Youth in Action Camp" for military children each June at One Buccaneer Place.
- x Was invited to fly with the United States Air Force Thunderbirds in March 2014.
- x Served as Grand Marshal for the Firestone Grand Prix of St. Petersburg in March 2015.
- x In March 2014, participated in the "Fashion Funds for the Cure" fashion show benefitting the Pediatric Cancer Foundation.
- x Throughout the 2013-14 and 2014-15 school years, hosted a "Salute to Reading" program for local students, with the goal of inspiring and rewarding outstanding students at the elementary level for reading improvement.
- x Helped host a "Salute to Service Barbecue" with USAA at MacDill Air Force Base in November 2013 to thank military members for their service.
- x Led by the country's second highest-ranked military officer—Admiral James A. Winnefeld Jr.—participated in a USO Tour to the Middle East in March 2013 to greet military stationed overseas.
- x Helped organize a surprise reunion for SSgt. Austin Story and his family at One Buccaneer Place in November 2012.
- x Spoke to students at Northwest Elementary about the importance of physical fitness, helped present a \$10,000 Play 60 grant, and led students through a P.E. class to congratulate the winners of the Play 60 Super School contest in November 2012.
- x Participated in the annual "Chalk Talk with the Buccaneers" chamber of commerce luncheon in September 2012, greeting fans and speaking on the excitement for the 2012 season.
- x Greeted fans and signed autographs at the Buccaneers Official Draft Party, presented by Miller Lite, in April 2012.

### PERSONAL:

- x Attended Widefield High School (Colorado Springs, CO), earning football honorable mention all-state honors as a senior, in addition to accumulating a 4.1 GPA.
- x Also lettered in basketball.
- x He and wife Lindsay have one son, Carter Action Jackson.
- x Born Vincent Jackson on January 14, 1983, in Fort Polk, Louisiana.



## JACKSON'S CAREER STATISTICS

YEAR	TEAM	GP	GS	RECEIVING					RUSHING				
				NO	YDS	AVG	LG	TD	ATT	YDS	AVG	LG	TD
2005	San Diego	8	0	3	59	19.7	21	0	0	0	-	-	0
2006	San Diego	16	7	27	453	16.8	55	6	3	16	5.3	8	0
2007	San Diego	16	16	41	623	15.2	45	3	0	0	-	-	0
2008	San Diego	16	16	59	1,098	18.6	60	7	4	69	17.3	31	0
2009	San Diego	15	15	68	1,167	17.2	55	9	3	11	3.7	12	0
2010	San Diego	5	5	14	248	17.7	58†	3	1	14	14.0	14	0
2011	San Diego	16	16	60	1,106	18.4	58	9	3	51	17.0	41	0
2012	Tampa Bay	16	16	72	1,384	19.2	95	8	0	0	-	-	0
2013	Tampa Bay	16	16	78	1,224	15.7	60	7	1	0	0.0	0	0
2014	Tampa Bay	16	16	70	1,002	14.3	50	2	0	0	-	-	0
<b>NFL Totals</b>		<b>140</b>	<b>123</b>	<b>492</b>	<b>8,364</b>	<b>17.0</b>	<b>95</b>	<b>54</b>	<b>15</b>	<b>161</b>	<b>10.7</b>	<b>41</b>	<b>0</b>

YEAR	TEAM	GP	GS	RECEIVING					RUSHING				
				NO	YDS	AVG	LG	TD	ATT	YDS	AVG	LG	TD
2006	San Diego	1	1	2	43	21.5	31	0	0	0	-	-	0
2007	San Diego	3	3	18	300	16.7	34	2	0	0	-	-	0
2008	San Diego	2	2	2	49	24.5	41†	1	0	0	-	-	0
2009	San Diego	1	1	7	111	15.9	37	0	0	0	-	-	0
<b>Postseason</b>		<b>7</b>	<b>7</b>	<b>29</b>	<b>503</b>	<b>17.3</b>	<b>41†</b>	<b>3</b>	<b>0</b>	<b>0</b>	<b>-</b>	<b>-</b>	<b>0</b>

### SINGLE-GAME HIGHS

**Receptions:** 10, four times, last at Detroit, 12/7/14  
**Receiving Yards:** 216, vs. New Orleans, 10/21/12  
**Receiving TDs:** 3, twice, last vs. San Francisco, 12/16/10 (w/San Diego)  
**Long Reception:** 95, vs. New Orleans, 10/21/12  
 28 100-Yard Receiving Games (12 with Tampa Bay; 2 in postseason w/SD)

### ADDITIONAL STATS

**Fumbles-Lost:** 3-2 - 1-1 in 2008, 1-0 in 2013, 1-1 in 2014.  
**Misc. Tackles:** 19 (1 in 2005, 1 in 2008, 1 in 2009, 3 in 2011, 4 in 2012, 5 in 2013, 4 in 2014).  
**Special Teams Tackles:** 3 - 1 in 2012, 2 in 2005

## JACKSON'S GAME-BY-GAME STATISTICS

DATE	OPP	NO	YDS	RECEIVING				ATT	YDS	RUSHING		
				AVG	LG	TD	AVG			LG	TD	
Sept. 7	CAR	4	36	9.0	15	0	0	0	-	-	0	
Sept. 14	STL	4	51	12.8	20	0	0	0	-	-	0	
Sept. 21	@ATL	2	15	7.5	12	1	0	0	-	-	0	
Sept. 28	@PIT	3	32	10.7	18	1	0	0	-	-	0	
Oct. 5	@NO	8	144	18.0	34	0	0	0	-	-	0	
Oct. 19	BAL	4	66	16.5	33	0	0	0	-	-	0	
Oct. 27	MIN	1	13	13.0	13	0	0	0	-	-	0	
Nov. 2	@CLE	6	86	14.3	22	0	0	0	-	-	0	
Nov. 9	ATL	8	75	9.4	19	0	0	0	-	-	0	
Nov. 16	@WAS	3	43	14.3	18	0	0	0	-	-	0	
Nov. 23	@CHI	5	117	23.4	40	0	0	0	-	-	0	
Nov. 27	CIN	2	24	12.0	15	0	0	0	-	-	0	
Dec. 7	@DET	10	159	15.9	50	0	0	0	-	-	0	
Dec. 14	@CAR	6	70	11.7	18	0	0	0	-	-	0	
Dec. 21	GB	3	60	20.0	40	0	0	0	-	-	0	
Dec. 28	NO	1	11	11.0	11	0	0	0	-	-	0	
<b>TOTALS</b>		<b>70</b>	<b>1,002</b>	<b>14.3</b>	<b>50</b>	<b>2</b>	<b>0</b>	<b>0</b>	<b>-</b>	<b>-</b>	<b>0</b>	

## 2013

DATE	OPP	NO	RECEIVING				RUSHING				
			YDS	AVG	LG	TD	ATT	YDS	AVG	LG	TD
Sept. 8	@NYJ	7	154	22.0	39	0	0	0	-	-	0
Sept. 15	NO	5	77	15.4	22	0	0	0	-	-	0
Sept. 22	@NE	3	34	11.3	19	0	0	0	-	-	0
Sept. 29	ARI	2	27	13.5	14	0	0	0	-	-	0
Oct. 13	PHI	9	114	12.7	24t	2	0	0	-	-	0
Oct. 20	@ATL	10	138	13.8	59t	2	0	0	-	-	0
Oct. 24	CAR	5	79	15.8	29	0	0	0	-	-	0
Nov. 3	@SEA	2	11	5.5	6	0	0	0	-	-	0
Nov. 11	MIA	3	28	9.3	14	0	0	0	-	-	0
Nov. 17	ATL	10	165	16.5	53	1	0	0	-	-	0
Nov. 24	@DET	2	61	30.5	47	0	0	0	-	-	0
Dec. 1	@CAR	3	75	25.0	60	0	1	0	0.0	0	0
Dec. 8	BUF	3	70	23.3	38	1	0	0	-	-	0
Dec. 15	SF	5	58	11.6	16	1	0	0	-	-	0
Dec. 22	@STL	5	98	19.6	30	0	0	0	-	-	0
Dec. 29	@NO	4	35	8.8	12	0	0	0	-	-	0
<b>TOTALS</b>		<b>78</b>	<b>1,224</b>	<b>15.7</b>	<b>60</b>	<b>7</b>	<b>1</b>	<b>0</b>	<b>0.0</b>	<b>0</b>	<b>0</b>

## 2012

DATE	OPP	NO	RECEIVING				RUSHING				
			YDS	AVG	LG	TD	ATT	YDS	AVG	LG	TD
Sept. 9	CAR	4	47	11.8	21	0	0	0	-	-	0
Sept. 16	@NYG	5	128	25.6	41	1	0	0	-	-	0
Sept. 23	@DAL	1	29	29.0	29	0	0	0	-	-	0
Sept. 30	WAS	6	100	16.7	54	1	0	0	-	-	0
Oct. 14	KC	4	66	16.5	19t	2	0	0	-	-	0
Oct. 21	NO	7	216	30.9	95	1	0	0	-	-	0
Oct. 25	@MIN	2	40	20.0	26	0	0	0	-	-	0
Nov. 4	@OAK	2	84	42.0	64	1	0	0	-	-	0
Nov. 11	SD	5	59	11.8	31	0	0	0	-	-	0
Nov. 18	@CAR	6	94	15.7	24t	1	0	0	-	-	0
Nov. 25	ATL	5	96	19.2	31	0	0	0	-	-	0
Dec. 2	@DEN	3	55	18.3	24	0	0	0	-	-	0
Dec. 9	PHI	6	131	21.8	40	1	0	0	-	-	0
Dec. 16	@NO	6	81	13.5	19	0	0	0	-	-	0
Dec. 23	STL	7	108	15.4	46	0	0	0	-	-	0
Dec. 30	@ATL	3	50	16.7	27	0	0	0	-	-	0
<b>TOTALS</b>		<b>72</b>	<b>1,384</b>	<b>19.2</b>	<b>95</b>	<b>8</b>	<b>0</b>	<b>0</b>	<b>-</b>	<b>-</b>	<b>0</b>

## 2011 (w/SAN DIEGO)

DATE	OPP	NO	RECEIVING				RUSHING				
			YDS	AVG	LG	TD	ATT	YDS	AVG	LG	TD
Sept. 11	MIN	2	31	15.5	21	0	0	0	-	-	0
Sept. 18	NE	10	172	17.2	29	2	0	0	-	-	0
Sept. 25	KC	5	63	12.6	20	0	1	1	1.0	1	0
Oct. 2	MIA	3	108	36.0	55t	1	0	0	-	-	0
Oct. 9	@DEN	3	34	11.3	14	0	0	0	-	-	0
Oct. 23	@NYJ	1	15	15.0	15	0	0	0	-	-	0
Oct. 31	@KC	3	49	16.3	27	0	0	0	-	-	0
Nov. 6	GB	7	141	20.1	38	3	0	0	-	-	0
Nov. 10	OAK	1	22	22.0	22	0	0	0	-	-	0
Nov. 20	@CHI	7	165	23.6	47	1	0	0	-	-	0
Nov. 27	DEN	2	25	12.5	15	0	0	0	-	-	0
Dec. 5	@JAC	4	72	18.0	35t	1	0	0	-	-	0
Dec. 11	BUF	5	55	11.0	17	0	0	0	-	-	0
Dec. 18	DAL	3	84	28.0	58	0	1	9	9.0	0	0
Dec. 24	@DET	2	41	20.5	23	0	0	0	-	-	0
Jan. 1	@OAK	2	29	14.5	16	1	1	41	41.0	41	0
<b>TOTALS</b>		<b>60</b>	<b>1,106</b>	<b>18.4</b>	<b>58</b>	<b>9</b>	<b>3</b>	<b>51</b>	<b>17.0</b>	<b>41</b>	<b>0</b>

## 2010 (W/SAN DIEGO)

DATE	OPP	NO	YDS	RECEIVING			ATT	YDS	RUSHING		
				AVG	LG	TD			AVG	LG	TD
Sept. 13	@KC										
Sept. 19	JAC										
Sept. 26	@SEA										
Oct. 3	ARI										
Oct. 10	@OAK										
Oct. 17	@STL										
Oct. 24	NE										
Oct. 31	TEN										
Nov. 7	@HOU										
Nov. 22	DEN										
Nov. 28	IND	0	0	-		0	0	0	-	-	0
Dec. 5	OAK										
Dec. 12	KC	2	29	14.5	19	0	1	14	14.0	14	0
Dec. 16	SF	5	112	22.4	58t	3	0	0	-	-	0
Dec. 26	@CIN	4	54	13.5	17	0	0	0	-	-	0
Jan. 2	@DEN	3	53	17.7	26	0	0	0	-	-	0
<b>TOTALS</b>		<b>14</b>	<b>248</b>	<b>17.7</b>	<b>58t</b>	<b>3</b>	<b>1</b>	<b>14</b>	<b>14.0</b>	<b>14</b>	<b>0</b>

## 2009 (W/SAN DIEGO)

DATE	OPP	NO	YDS	RECEIVING			ATT	YDS	RUSHING		
				AVG	LG	TD			AVG	LG	TD
Sept. 14	@OAK	5	56	11.2	17	1	0	0	-	-	0
Sept. 20	BAL	6	141	23.5	38	1	0	0	-	-	0
Sept. 27	MIA	5	120	24.0	55	0	0	0	-	-	0
Oct. 4	@PIT	4	56	14.0	16	0	0	0	-	-	0
Oct. 19	DEN	4	46	11.5	18	1	0	0	-	-	0
Oct. 25	@KC	5	142	28.4	51	1	0	0	-	-	0
Nov. 1	OAK	8	103	12.9	20	1	0	0	-	-	0
Nov. 8	@NYG	5	58	11.6	18t	2	1	-4	-4.0	-4	0
Nov. 15	PHI	1	10	10.0	10	0	0	0	-	-	0
Nov. 22	@DEN	4	56	14.0	23	0	0	0	-	-	0
Nov. 29	KC	2	27	13.5	16	0	1	12	12.0	12	0
Dec. 6	@CLE	2	54	27.0	41	0	0	0	-	-	0
Dec. 13	@DAL	7	120	17.1	39	0	0	0	-	-	0
Dec. 20	CIN	5	108	21.6	34t	2	0	0	-	-	0
Dec. 25	@TEN	5	70	14.0	20	0	1	3	3.0	3	0
Jan. 3	WAS										
<b>TOTALS</b>		<b>68</b>	<b>1,167</b>	<b>17.2</b>	<b>55</b>	<b>9</b>	<b>3</b>	<b>11</b>	<b>3.7</b>	<b>12</b>	<b>0</b>
<b>PLAYOFFS</b>											
Jan. 17	NYJ	7	111	15.9	37	0	0	0	-	-	0
<b>TOTALS</b>		<b>7</b>	<b>111</b>	<b>15.9</b>	<b>37</b>	<b>0</b>	<b>0</b>	<b>0</b>	<b>-</b>	<b>-</b>	<b>0</b>

## 2008 (W/SAN DIEGO)

DATE	OPP	NO	YDS	RECEIVING			ATT	YDS	RUSHING		
				AVG	LG	TD			AVG	LG	TD
Sept. 7	CAR	3	47	15.7	25	1	0	0	-	-	0
Sept. 14	@DEN	6	73	12.2	21	0	0	0	-	-	0
Sept. 22	NYJ	3	74	24.7	60	0	0	0	-	-	0
Sept. 28	@OAK	3	52	17.3	24	0	0	0	-	-	0
Oct. 5	@MIA	2	56	28.0	42	0	0	0	-	-	0
Oct. 12	NE	5	134	26.8	59	1	0	0	-	-	0
Oct. 19	@BUF	4	42	10.5	15	1	1	31	31.0	31	0
Oct. 26	@NO	4	60	15.0	17	1	0	0	-	-	0
Nov. 9	KC	5	83	16.6	23	0	0	0	-	-	0
Nov. 16	@PIT	2	25	12.5	17	0	0	0	-	-	0
Nov. 23	IND	2	57	28.5	39t	1	0	0	-	-	0
Nov. 30	ATL	0	0	-	0	0	0	0	-	-	0
Dec. 4	OAK	5	148	29.6	59t	1	0	0	-	-	0
Dec. 14	@KC	6	89	14.8	42	1	1	8	8.0	8	0
Dec. 21	@TB	7	111	15.9	25	0	0	0	-	-	0
Dec. 28	DEN	2	47	23.5	37	0	2	30	15.0	17	0
<b>TOTALS</b>		<b>59</b>	<b>1,098</b>	<b>18.6</b>	<b>60</b>	<b>7</b>	<b>4</b>	<b>69</b>	<b>17.3</b>	<b>31</b>	<b>0</b>
<b>PLAYOFFS</b>											
Jan. 3	IND	0	0	-	0	0	0	0	-	-	0
Jan. 11	@PIT	2	49	24.5	41t	1	0	0	-	-	0
<b>TOTALS</b>		<b>2</b>	<b>49</b>	<b>24.5</b>	<b>41t</b>	<b>1</b>	<b>0</b>	<b>0</b>	<b>-</b>	<b>-</b>	<b>0</b>

**2007 (W/SAN DIEGO)**

DATE	OPP	NO	YDS	RECEIVING			TD	ATT	YDS	RUSHING		
				AVG	LG	TD				AVG	LG	TD
Sept. 9	CHI	3	28	9.3	10	0	0	0	-	-	0	
Sept. 16	@NE	4	53	13.3	21	0	0	0	-	-	0	
Sept. 23	@GB	6	98	16.3	27t	1	0	0	-	-	0	
Sept. 30	KC	3	52	17.3	39	0	0	0	-	-	0	
Oct. 7	@DEN	3	84	28.0	45	1	0	0	-	-	0	
Oct. 14	OAK	1	5	5.0	5	0	0	0	-	-	0	
Oct. 28	HOU	0	0	-	-	0	0	0	-	-	0	
Nov. 4	@MIN	1	16	16.0	16	0	0	0	-	-	0	
Nov. 11	IND	2	28	14.0	19	0	0	0	-	-	0	
Nov. 18	@JAC	1	20	20.0	20	0	0	0	-	-	0	
Nov. 25	BAL	5	65	13.0	31	0	0	0	-	-	0	
Dec. 2	@KC	1	38	38.0	38t	1	0	0	-	-	0	
Dec. 9	@TEN	3	47	15.7	29	0	0	0	-	-	0	
Dec. 16	DET	2	30	15.0	19	0	0	0	-	-	0	
Dec. 24	DEN	4	46	11.5	28	0	0	0	-	-	0	
Dec. 30	@OAK	2	13	6.5	9	0	0	0	-	-	0	
<b>TOTALS</b>		<b>41</b>	<b>623</b>	<b>15.2</b>	<b>45</b>	<b>3</b>	<b>0</b>	<b>0</b>	-	-	<b>0</b>	
<b>PLAYOFFS</b>												
Jan. 6	TEN	5	114	22.8	34	1	0	0	-	-	0	
Jan. 13	@IND	7	93	13.3	21	1	0	0	-	-	0	
Jan. 20	@NE	6	93	15.5	21	0	0	0	-	-	0	
<b>TOTALS</b>		<b>18</b>	<b>300</b>	<b>16.7</b>	<b>34</b>	<b>2</b>	<b>0</b>	<b>0</b>	-	-	<b>0</b>	

**2006 (W/SAN DIEGO)**

DATE	OPP	NO	YDS	RECEIVING			TD	ATT	YDS	RUSHING		
				AVG	LG	TD				AVG	LG	TD
Sept. 11	@OAK	0	0	-	-	0	0	0	-	-	0	
Sept. 17	TEN	2	15	7.5	12t	1	0	0	-	-	0	
Oct. 1	@BAL	1	6	6.0	6	0	0	0	-	-	0	
Oct. 8	PIT	1	13	13.0	13	0	0	0	-	-	0	
Oct. 15	@SF	1	33	33.0	33t	1	0	0	-	-	0	
Oct. 22	@KC	0	0	-	-	0	0	0	-	-	0	
Oct. 29	STL	0	0	-	-	0	0	0	-	-	0	
Nov. 5	CLE	1	11	11.0	11	0	0	0	-	-	0	
Nov. 12	@CIN	1	18	18.0	18	0	0	0	-	-	0	
Nov. 19	@DEN	3	39	13.0	26	1	0	0	-	-	0	
Nov. 26	OAK	3	32	10.7	13	0	0	0	-	-	0	
Dec. 3	@BUF	0	0	-	0	0	1	8	8.0	8	0	
Dec. 10	DEN	3	95	31.7	55	0	0	0	-	-	0	
Dec. 17	KC	3	66	22.0	46	0	0	0	-	-	0	
Dec. 24	@SEA	5	97	19.4	37t	2	2	8	4.0	8	0	
Dec. 31	ARI	3	28	9.3	14t	1	0	0	-	-	0	
<b>TOTALS</b>		<b>27</b>	<b>453</b>	<b>16.8</b>	<b>55</b>	<b>6</b>	<b>3</b>	<b>16</b>	<b>5.3</b>	<b>8</b>	<b>0</b>	
<b>PLAYOFFS</b>												
Jan. 14	NE	2	43	21.5	31	0	0	0	-	-	0	
<b>TOTALS</b>		<b>2</b>	<b>43</b>	<b>21.5</b>	<b>31</b>	<b>0</b>	<b>0</b>	<b>0</b>	-	-	<b>0</b>	


**2005 (W/SAN DIEGO)**

DATE	OPP	NO	YDS	RECEIVING			TD	ATT	YDS	RUSHING		
				AVG	LG	TD				AVG	LG	TD
Sept. 11	DAL				Inactive							
Sept. 18	@DEN				Inactive							
Sept. 25	NYG				Inactive							
Oct. 2	@NE				Inactive							
Oct. 10	PIT				Inactive							
Oct. 16	@OAK	0	0	-	-	0	0	0	-	-	0	
Oct. 23	@PHI				Inactive							
Oct. 30	KC	0	0	-	-	0	0	0	-	-	0	
Nov. 6	@NYJ	1	18	18.0	18	0	0	0	-	-	0	
Nov. 20	BUF				Inactive							
Nov. 27	@WAS	0	0	-	-	0	0	0	-	-	0	
Dec. 4	OAK				Inactive							
Dec. 11	MIA	0	0	-	-	0	0	0	-	-	0	
Dec. 18	@IND	2	41	20.5	21	0	0	0	-	-	0	
Dec. 24	@KC	0	0	-	-	0	0	0	-	-	0	
Dec. 31	DEN	0	0	-	-	0	0	0	-	-	0	
<b>TOTALS</b>		<b>3</b>	<b>59</b>	<b>19.7</b>	<b>21</b>	<b>0</b>	<b>0</b>	<b>0</b>	-	-	<b>0</b>	

25

**MIKE JAMES**

**RUNNING BACK**  
 HT: 5-10 WT: 223  
 DOB: 4/13/91  
 NFL: 3RD YEAR  
 ACQ: D6, 2013  
 COLLEGE: MIAMI (FL)

**ACQUIRED BY BUCS:**

- x Selected in the sixth round (189th overall) of the 2013 NFL Draft by the Buccaneers.

**2014 HIGHLIGHTS:**

- x Appeared in 11 games on the season, inactive for four, and was active but did not play in one.
- x Converted a fourth-and-one rushing attempt in the fourth quarter against Minnesota (10/26). The next play was a Buccaneers touchdown.
- x Recorded four rushes for 16 yards vs. Atlanta (11/9), including converting all three third downs he received a carry on.

**COLLEGE:**

- x Played in 50 games at Miami (2009-12), starting 17, including all 12 his senior season.
- x Recorded 312 rushes for 1,386 yards (4.4 avg) and 17 touchdowns, while also catching 67 passes for 585 yards (8.7 avg) and five touchdowns.
- x Rushed for a career best 621 yards as a senior.
- x Became the 38th 1,000-yard rusher in school history.
- x One of only 11 FBS players named to the 2012 AFCA Allstate Good Works Team.
- x Earned the Community Service Man of the Year Award, Captain's Award, Melching Leadership Award and Jack Harding Team Most Valuable Player at the team's end-of-season banquet.
- x Finalist for the 2012 Pop Warner Award.
- x Had a career best eight total touchdowns as a junior (seven rushing, one receiving).
- x Graduated with a degree in sports administration.

**COMMUNITY:**

- x AloAlong with fellow NFL players Jonathan Cyprien of the Jacksonville Jaguars and Brian Hartline of the Miami Dolphins, serves as a spokesperson for Florida's Roadside Litter Prevention Education campaign, encouraging people to "Drive It Home ... Keep Our Paradise Litter Free™."

- x In June 2014 and 2015, participated in the team's "Cut for a Cure" charity challenge, having his head shaved by pediatric cancer patients to support the Pediatric Cancer Foundation.
- x Participated in the 2015 Tranquil Shores Children's Foundation Golf Classic.
- x Supported the 2015 Keep Tampa Bay Beautiful Celebrity Painting Party by greeting guests and painting an auction item for charity.
- x As part of the 2013 Buccaneers Rookie Club, took part in a variety of community service events, including: visiting patients at St. Joseph's Children's Hospital in Tampa; hosting an ice cream social for military veterans at James Haley VA Hospital; participating in a team-building scavenger hunt with the Boys & Girls Clubs of Tampa at Busch Gardens; hosting a bowling outing with Big Brothers/Big Sisters of Tampa Bay; challenging youths from the Central City YMCA in games at a local arcade; visiting local servicemen and servicewomen at MacDill Air Force Base; hosting a "Salute to Service" Barbecue with USAA at U.S. Coast Guard Sector St. Petersburg; greeting veterans at Bay Pines VA Hospital; visiting young patients over the holidays at All Children's Hospital; and singing Christmas carols to residents at Westminster Palms Retirement Home.

**PERSONAL:**

- x Attended Ridge Community High School (Davenport, Florida).
- x Ranked as one of the top running backs in the nation by Scout.com (No. 18), Rivals.com (No. 21) and ESPN.com (No. 33).
- x Rushed for 1,300 yards and 15 touchdowns as a senior. Also contributed two kick return touchdowns.
- x First-team All-County selection by The Ledger (Lakeland, Florida).
- x Florida Sports Writers Association All-State honorable mention.
- x Born Michael James on April 13, 1991 in Haines City, Florida.



## JAMES'S CAREER STATISTICS

YEAR	TEAM	GP	GS	RUSHING				RECEIVING					
				ATT	YDS	AVG	LG	TD	NO	YDS	AVG	LG	TD
2013	Tampa Bay	9	3	60	295	4.9	24	0	10	43	4.3	20	0
2014	Tampa Bay	11	0	19	37	1.9	9	0	1	-5	-5.0	-5	0
<b>NFL Totals</b>		<b>20</b>	<b>3</b>	<b>79</b>	<b>332</b>	<b>4.2</b>	<b>24</b>	<b>0</b>	<b>11</b>	<b>38</b>	<b>3.5</b>	<b>20</b>	<b>0</b>

### SINGLE-GAME HIGHS

Rushes: 28, at Seattle, 11/3/13  
 Rushing Yards: 158, at Seattle, 11/3/13  
 Receptions: 4, vs. Carolina, 10/24/13  
 Receiving Yards: 25, vs. Carolina, 10/24/13  
 1 100-Yard Rushing Game

### ADDITIONAL STATS

Completed Passes: 1 in 2013.  
 Touchdown Passes: 1 in 2013

## JAMES'S GAME-BY-GAME STATISTICS

DATE	OPP	ATT	YDS	RUSHING			NO	YDS	RECEIVING		
				AVG	LG	TD			AVG	LG	TD
Sept. 7	CAR	0	0	-	-	0	0	0	-	-	0
Sept. 14	STL	6	7	1.2	8	0	0	0	-	-	0
Sept. 21	@ATL	4	4	1.0	3	0	1	-5	-5	-5	0
Sept. 28	@PIT					Inactive					
Oct. 5	@NO	0	0	-	-	0	0	0	-	-	0
Oct. 19	BAL	0	0	-	-	0	0	0	-	-	0
Oct. 27	MIN	1	1	1.0	1	0	0	0	-	-	0
Nov. 2	@CLE	4	9	2.3	6	0	0	0	-	-	0
Nov. 9	ATL	4	16	4.0	9	0	0	0	-	-	0
Nov. 16	@WAS					Did Not Play					
Nov. 23	@CHI					Inactive					
Nov. 27	CIN	0	0	-	-	0	0	0	-	-	0
Dec. 7	@DET	0	0	-	-	0	0	0	-	-	0
Dec. 14	@CAR	0	0	-	-	0	0	0	-	-	0
Dec. 21	GB					Inactive					
Dec. 28	NO					Inactive					
<b>TOTALS</b>		<b>19</b>	<b>37</b>	<b>1.9</b>	<b>9</b>	<b>0</b>	<b>1</b>	<b>-5</b>	<b>-</b>	<b>-</b>	<b>0</b>

DATE	OPP	ATT	YDS	RUSHING			NO	YDS	RECEIVING		
				AVG	LG	TD			AVG	LG	TD
Sept. 8	@NYJ	0	0	-	-	0	0	0	-	-	0
Sept. 15	NO	0	0	-	-	0	0	0	-	-	0
Sept. 22	@NE	1	5	5.0	5	0	0	0	-	-	0
Sept. 29	ARI	0	0	-	-	0	1	2	2.0	2	0
Oct. 13	PHI	2	7	3.5	4	0	0	0	-	-	0
Oct. 20	@ATL	14	45	3.2	11	0	3	8	2.7	8	0
Oct. 24	CAR	10	39	3.9	15	0	4	25	6.3	20	0
Nov. 3	@SEA	28	158	5.6	21	0	2	8	4.0	5	0
Nov. 11	MIA	5	41	8.2	24	0	0	0	-	-	0
Nov. 17	ATL					Injured Reserve					
Nov. 24	@DET					Injured Reserve					
Dec. 1	@CAR					Injured Reserve					
Dec. 8	BUF					Injured Reserve					
Dec. 15	SF					Injured Reserve					
Dec. 22	@STL					Injured Reserve					
Dec. 29	@NO					Injured Reserve					
<b>TOTALS</b>		<b>60</b>	<b>295</b>	<b>4.9</b>	<b>24</b>	<b>0</b>	<b>10</b>	<b>43</b>	<b>4.3</b>	<b>20</b>	<b>0</b>

24

**MIKE JENNINS**

**CORNERBACK**  
**HT: 5-10 WT: 197**  
**DOB: 3/22/85**  
**NFL: 8TH YEAR**  
**ACQ: UFA (OAK), 2014**  
**COLLEGE: SOUTH FLORIDA**

**ACQUIRED BY BUCS:**

- × Signed by Tampa Bay on March 20, 2014, as an unrestricted free agent from Oakland.

**ORIGINALLY ENTERED NFL:**

- × Originally entered the NFL as a first-round pick, (25th overall) of the Dallas Cowboys in the 2008 NFL Draft.

**CAREER HIGHLIGHTS:**

- × Has played in 87 career games, with 63 starts, recording 253 tackles, 51 passes defended, 10 interceptions, two forced fumbles and one fumble recovery.
- × Has played in two postseason games, tallying six passes defended, two tackles and one interception.
- × Spent five seasons in Dallas (2008-12) and one season in Oakland (2013) before joining Tampa Bay.
- × Selected to the Pro Bowl following the 2009 season, recording a career-best five interceptions and 23 passes defended.
- × Grabbed first career interception at New York Giants (11/2/08), returning it 23 yards for a touchdown.
- × Made first career start at St. Louis (10/19/08).
- × Made NFL debut at Cleveland (9/7/08).

**2014 HIGHLIGHTS:**

- × Made Buccaneers debut in season opener vs. Carolina (9/7) and logged one tackle.
- × Placed on Injured Reserve on Wednesday, September 11.

**COMMUNITY:**

- × Served Thanksgiving meals at Metroplex Salvation Army in 2011.
- × Participated in the Salvation Army's Angel Tree Christmas program.
- × Involved with the Make-A-Wish Foundation of North Texas.

**COLLEGE/PERSONAL:**

- × Started 40-of-48 games at South Florida (2004-07), totaling 133 tackles, six interceptions, five forced fumbles and a school-record 47 passes defended. Also returned kickoffs, scoring on a 100-yard return as a senior.
- × As a senior, earned All-America honors from the American Football Coaches Association, as well as All-Big East honors.
- × A Thorpe Award candidate his senior season, he started all 13 games, setting career highs in tackles (41) and interceptions (three), while adding 12 passes defended.
- × Started 12-of-13 games his junior season, tallying a career-best 15 passes defended. Also had one interception, one forced fumble and one fumble recovery.
- × In 2005, started all 12 games, collecting 38 tackles, five passes defended, two interceptions and two forced fumbles
- × Played in 10 games as a freshman, with three starts, registering nine passes defended.
- × Attended Southeast High School (Bradenton Florida).
- × A 2002 SuperPrep All-American, was also named Class 3A all-state and the Sarasota Herald-Tribune Defensive Player of the Year.
- × Also lettered in track at Southeast.
- × Has a son, Mekhi.
- × His mother was a computer operator in the U.S. Army.
- × Born on March 22, 1985 in Neuenbürg, West Germany.

## JENKINS' CAREER STATISTICS

YEAR	TEAM	TACKLES							INTERCEPTIONS					FUMBLES			ST TACKLES		
		GP	GS	TOT	SOLO	ASST	SK	YDS	NO	YDS	LG	TD	PD	FF	FR	YDS	T	S	A
2008	Dallas	14	3	22	17	5	0.0	0	1	23	23t	1	4	0	0	0	0	0	0
2009	Dallas	16	15	60	51	9	0.0	0	5	0	0	19	0	0	0	0	0	0	
2010	Dallas	16	16	59	48	11	0.0	0	1	-4	-4	0	9	1	0	0	0	0	
2011	Dallas	12	12	22	20	2	0.0	0	1	3	3	0	8	0	0	0	0	0	
2012	Dallas	13	2	14	10	4	0.0	0	0	0	0	3	0	0	0	0	0	0	
2013	Oakland	15	15	75	65	10	0.0	0	2	0	0	8	1	1	0	0	0	0	
2014	Tampa Bay	1	0	1	1	0	0.0	0.0	0	0	0	0	0	0	0	0	0	0	
<b>NFL Totals</b>		<b>87</b>	<b>63</b>	<b>253</b>	<b>212</b>	<b>41</b>	<b>0.0</b>	<b>0.0</b>	<b>10</b>	<b>22</b>	<b>23t</b>	<b>1</b>	<b>51</b>	<b>2</b>	<b>1</b>	<b>0</b>	<b>0</b>	<b>0</b>	
<b>PLAYOFFS</b>																			
YEAR	TEAM	TACKLES							INTERCEPTIONS					FUMBLES			TACKLES		
		GP	GS	TOT	SOLO	ASST	SK	YDS	NO	YDS	LG	TD	PD	FF	FR	YDS	T	S	A
2009	Dallas	2	2	2	1	1	0.0	0.0	1	-1	-1	0	6	0	0	0	0	0	
<b>Postseason</b>		<b>2</b>	<b>2</b>	<b>2</b>	<b>1</b>	<b>1</b>	<b>0.0</b>	<b>0.0</b>	<b>1</b>	<b>-1</b>	<b>-1</b>	<b>0</b>	<b>6</b>	<b>0</b>	<b>0</b>	<b>0</b>	<b>0</b>	<b>0</b>	

### REGULAR SEASON SINGLE-GAME HIGHS

**Tackles:** 12, at Houston, 11/17/13 (w/Oakland)  
**Interceptions:** 1, 10 times, last at San Diego, 12/22/13 (w/Oakland)  
**Passes Defensed:** 3, three times, last vs. St. Louis, 10/23/11 (w/Dallas)  
**Forced Fumbles:** 1, twice, last at Dallas, 11/28/13 (w/Oakland)  
**Fumble Recoveries:** 1, at Denver, 9/23/13 (w/Oakland)

## JENKINS' GAME-BY-GAME STATISTICS

### 2014

DATE	OPP	TACKLES							INTERCEPTIONS					FUMBLES			ST TACKLES		
		T	S	A	TFL	SK	YDS	QH	NO	YDS	LG	TD	PD	FF	FR	YDS	T	S	A
Sept. 7	CAR	1	1	0	0	0.0	0.0	0	0	0	0	0	0	0	0	0	0	0	
Sept. 14	STL								Injured Reserve										
Sept. 18	@ATL								Injured Reserve										
Sept. 28	@PIT								Injured Reserve										
Oct. 5	@NO								Injured Reserve										
Oct. 12	BAL								Injured Reserve										
Oct. 26	MIN								Injured Reserve										
Nov. 2	@CLE								Injured Reserve										
Nov. 9	ATL								Injured Reserve										
Nov. 16	@WAS								Injured Reserve										
Nov. 23	@CHI								Injured Reserve										
Nov. 30	CIN								Injured Reserve										
Dec. 7	@DET								Injured Reserve										
Dec. 14	@CAR								Injured Reserve										
Dec. 21	GB								Injured Reserve										
Dec. 28	NO								Injured Reserve										
<b>TOTALS</b>		<b>1</b>	<b>1</b>	<b>0</b>	<b>0</b>	<b>0.0</b>	<b>0.0</b>	<b>0</b>	<b>0</b>	<b>0</b>	<b>0</b>	<b>0</b>	<b>0</b>	<b>0</b>	<b>0</b>	<b>0</b>	<b>0</b>	<b>0</b>	

## 2013 (W/OAKLAND)

DATE	OPP	TACKLES						INTERCEPTIONS					FUMBLES			ST TACKLES			
		T	S	A	TFL	SK	YDS	QH	NO	YDS	LG	TD	PD	FF	FR	YDS	T	S	A
Sept. 8	@IND	3	2	1	0	0.0	0.0	0	0	0	0	0	0	0	0	0	0	0	0
Sept. 15	JAC	6	5	1	0	0.0	0.0	0	0	0	0	0	1	0	0	0	0	0	
Sept. 23	@DEN	6	6	0	0	0.0	0.0	0	0	0	0	0	1	0	1	0	0	0	
Sept. 29	WAS	2	2	0	0	0.0	0.0	0	0	0	0	0	0	0	0	0	0	0	
Oct. 6	SD	4	3	1	0	0.0	0.0	0	0	0	0	0	0	0	0	0	0	0	
Oct. 13	@KC	3	3	0	0	0.0	0.0	0	0	0	0	0	0	0	0	0	0	0	
Oct. 27	PIT	5	4	1	1	0.0	0.0	0	1	0	0	0	1	0	0	0	0	0	
Nov. 3	PHI	4	3	1	0	0.0	0.0	0	0	0	0	0	0	0	0	0	0	0	
Nov. 10	@NYG	4	3	1	0	0.0	0.0	0	0	0	0	0	0	0	0	0	0	0	
Nov. 17	@HOU	12	10	2	2	0.0	0.0	0	0	0	0	0	0	0	0	0	0	0	
Nov. 24	TEN	6	6	0	1	0.0	0.0	0	0	0	0	0	0	0	0	0	0	0	
Nov. 28	@DAL	3	3	0	1	0.0	0.0	0	0	0	0	0	1	1	0	0	0	0	
Dec. 8	@NYJ	2	2	0	0	0.0	0.0	0	0	0	0	0	0	0	0	0	0	0	
Dec. 15	KC	2	2	0	0	0.0	0.0	0	0	0	0	0	1	0	0	0	0	0	
Dec. 22	@SD	3	3	0	0	0.0	0.0	0	0	0	0	0	1	0	0	0	0	0	
Dec. 29	DEN								Inactive										
<b>TOTALS</b>		<b>65</b>	<b>57</b>	<b>8</b>	<b>5</b>	<b>0.0</b>	<b>0.0</b>	<b>0</b>	<b>1</b>	<b>0</b>	<b>0</b>	<b>0</b>	<b>6</b>	<b>1</b>	<b>1</b>	<b>0</b>	<b>0</b>	<b>0</b>	

## 2012 (W/DALLAS)

DATE	OPP	TACKLES						INTERCEPTIONS					FUMBLES			ST TACKLES			
		T	S	A	TFL	SK	YDS	QH	NO	YDS	LG	TD	PD	FF	FR	YDS	T	S	A
Sept. 5	@NYG								Inactive										
Sept. 16	@SEA	0	0	0	0	0.0	0.0	0	0	0	0	0	0	0	0	0	0	0	0
Sept. 23	TB	1	1	0	0	0.0	0.0	0	0	0	0	0	1	0	0	0	0	0	0
Oct. 1	CHI	1	1	0	0	0.0	0.0	0	0	0	0	0	0	0	0	0	0	0	0
Oct. 14	@BAL	0	0	0	0	0.0	0.0	0	0	0	0	0	1	0	0	0	0	0	0
Oct. 21	@CAR	0	0	0	0	0.0	0.0	0	0	0	0	0	0	0	0	0	0	0	0
Oct. 28	NYG	1	1	0	0	0.0	0.0	0	0	0	0	0	0	0	0	0	0	0	0
Nov. 4	@ATL	0	0	0	0	0.0	0.0	0	0	0	0	0	1	0	0	0	0	0	0
Nov. 11	@PHI								Inactive										
Nov. 18	CLE								Inactive										
Nov. 22	WAS	1	1	0	0	0.0	0.0	0	0	0	0	0	0	0	0	0	0	0	0
Dec. 2	PHI	1	1	0	0	0.0	0.0	0	0	0	0	0	0	0	0	0	0	0	0
Dec. 9	@CIN	2	0	2	0	0.0	0.0	0	0	0	0	0	0	0	0	0	0	0	0
Dec. 16	PIT	4	3	1	0	0.0	0.0	0	0	0	0	0	0	0	0	0	0	0	0
Dec. 23	NO	2	2	0	0	0.0	0.0	0	0	0	0	0	0	0	0	0	0	0	0
Dec. 30	@WAS	1	0	1	0	0.0	0.0	0	0	0	0	0	0	0	0	0	0	0	0
<b>TOTALS</b>		<b>14</b>	<b>10</b>	<b>4</b>	<b>0</b>	<b>0.0</b>	<b>0.0</b>	<b>0</b>	<b>0</b>	<b>0</b>	<b>0</b>	<b>0</b>	<b>3</b>	<b>0</b>	<b>0</b>	<b>0</b>	<b>0</b>	<b>0</b>	

## 2011 (W/DALLAS)

DATE	OPP	TACKLES						INTERCEPTIONS					FUMBLES			ST TACKLES			
		T	S	A	TFL	SK	YDS	QB	NO	YDS	LG	TD	PD	FF	FR	YDS	T	S	A
Sept. 11	@NYJ	3	3	0	0	0.0	0.0	0	0	0	0	0	2	0	0	0	0	0	0
Sept. 18	@SF	1	1	0	0	0.0	0.0	0	0	0	0	0	0	0	0	0	0	0	0
Sept. 26	WAS	4	4	0	0	0.0	0.0	0	0	0	0	0	2	0	0	0	0	0	0
Oct. 2	DET	0	0	0	0	0.0	0.0	0	0	0	0	0	0	0	0	0	0	0	0
Oct. 16	@NE	3	3	0	0	0.0	0.0	0	0	0	0	0	0	0	0	0	0	0	0
Oct. 23	STL	4	4	0	0	0.0	0.0	0	1	3	3	0	2	0	0	0	0	0	0
Oct. 30	@PHI	1	1	0	0	0.0	0.0	0	0	0	0	0	0	0	0	0	0	0	0
Nov. 6	SEA								Inactive										
Nov. 13	BUF								Inactive										
Nov. 20	@WAS								Inactive										
Nov. 24	MIA								Inactive										
Dec. 4	@ARI	1	1	0	0	0.0	0.0	0	0	0	0	0	1	0	0	0	0	0	0
Dec. 11	NYG	0	0	0	0	0.0	0.0	0	0	0	0	0	3	0	0	0	0	0	0
Dec. 17	@TB	1	1	0	0	0.0	0.0	0	0	0	0	0	0	0	0	0	0	0	0
Dec. 24	PHI	2	1	1	0	0.0	0.0	0	0	0	0	0	0	0	0	0	0	0	0
Jan. 1	@NYG	2	1	1	0	0.0	0.0	0	0	0	0	0	0	0	0	0	0	0	0
<b>TOTALS</b>		<b>22</b>	<b>20</b>	<b>2</b>	<b>0</b>	<b>0.0</b>	<b>0.0</b>	<b>0</b>	<b>1</b>	<b>3</b>	<b>3</b>	<b>0</b>	<b>10</b>	<b>0</b>	<b>0</b>	<b>0</b>	<b>0</b>	<b>0</b>	

2010 (WDALLAS)

DATE	OPP	TACKLES							INTERCEPTIONS					FUMBLES			ST TACKLES		
		T	S	A	TFL	SK	YDS	QBP	NO	YDS	LG	TD	PD	FF	FR	YDS	T	S	A
Sept. 12	@WAS	2	2	0	0	0.0	0.0	0	0	0	0	0	3	0	0	0	0	0	0
Sept. 19	CHI	2	2	0	0	0.0	0.0	0	0	0	0	0	1	0	0	0	0	0	0
Sept. 26	@HOU	2	1	1	0	0.0	0.0	0	1	-4	-4	0	1	0	0	0	0	0	0
Oct. 10	TEN	3	2	1	0	0.0	0.0	0	0	0	0	0	1	0	0	0	0	0	0
Oct. 17	@MIN	6	5	1	0	0.0	0.0	0	0	0	0	0	1	0	0	0	0	0	0
Oct. 25	NYG	5	5	0	0	0.0	0.0	0	0	0	0	0	1	0	0	0	0	0	0
Oct. 31	JAC	6	6	0	0	0.0	0.0	0	0	0	0	0	1	0	0	0	0	0	0
Nov. 7	@GB	7	6	1	0	0.0	0.0	0	0	0	0	0	0	0	0	0	0	0	0
Nov. 14	@NYG	5	4	1	0	0.0	0.0	0	0	0	0	0	1	1	0	0	0	0	0
Nov. 21	DET	4	4	0	0	0.0	0.0	0	0	0	0	0	0	0	0	0	0	0	0
Nov. 25	NO	0	0	0	0	0.0	0.0	0	0	0	0	0	0	0	0	0	0	0	0
Dec. 5	@IND	7	5	2	0	0.0	0.0	0	0	0	0	0	2	0	0	0	0	0	0
Dec. 12	PHI	3	1	2	0	0.0	0.0	0	0	0	0	0	1	0	0	0	0	0	0
Dec. 19	WAS	2	2	0	0	0.0	0.0	0	0	0	0	0	0	0	0	0	0	0	0
Dec. 25	@ARI	2	1	1	0	0.0	0.0	0	0	0	0	0	2	0	0	0	0	0	0
Jan. 2	@PHI	3	2	1	0	0.0	0.0	0	0	0	0	0	0	0	0	0	0	0	0
<b>TOTALS</b>		<b>59</b>	<b>48</b>	<b>11</b>	<b>0</b>	<b>0.0</b>	<b>0.0</b>	<b>0</b>	<b>1</b>	<b>-4</b>	<b>-4</b>	<b>0</b>	<b>15</b>	<b>1</b>	<b>0</b>	<b>0</b>	<b>0</b>	<b>0</b>	<b>0</b>

2009 (W/DALLAS)

DATE	OPP	TACKLES							INTERCEPTIONS					FUMBLES			ST TACKLES		
		T	S	A	TFL	SK	YDS	QBP	NO	YDS	LG	TD	PD	FF	FR	YDS	T	S	A
Sept. 13	@TB	6	3	3	0	0.0	0.0	0	0	0	0	0	1	0	0	0	0	0	0
Sept. 20	NYG	3	3	0	0	0.0	0.0	0	0	0	0	0	1	0	0	0	0	0	0
Sept. 28	CAR	5	4	1	1	0.0	0.0	0	1	0	0	0	1	0	0	0	0	0	0
Oct. 4	@DEN	5	4	1	0	0.0	0.0	0	0	0	0	0	1	0	0	0	0	0	0
Oct. 11	KC	4	4	0	0	0.0	0.0	0	0	0	0	0	2	0	0	0	0	0	0
Oct. 25	ATL	7	6	1	0	0.0	0.0	0	1	0	0	0	1	0	0	0	0	0	0
Nov. 1	SEA	1	0	1	0	0.0	0.0	0	0	0	0	0	1	0	0	0	0	0	0
Nov. 8	@PHI	3	3	0	0	0.0	0.0	0	1	0	0	0	2	0	0	0	0	0	0
Nov. 15	@GB	4	3	1	0	0.0	0.0	0	0	0	0	0	0	0	0	0	0	0	0
Nov. 22	WAS	4	4	0	0	0.0	0.0	0	0	0	0	0	2	0	0	0	0	0	0
Nov. 26	OAK	2	2	0	0	0.0	0.0	0	0	0	0	0	2	0	0	0	0	0	0
Dec. 6	@NYG	3	3	0	0	0.0	0.0	0	1	0	0	0	2	0	0	0	0	0	0
Dec. 13	SD	3	3	0	0	0.0	0.0	0	0	0	0	0	1	0	0	0	0	0	0
Dec. 19	@NO	6	5	1	0	0.0	0.0	0	1	0	0	0	2	0	0	0	0	0	0
Dec. 27	@WAS	3	3	0	0	0.0	0.0	0	0	0	0	0	1	0	0	0	0	0	0
Jan. 3	PHI	1	1	0	0	0.0	0.0	0	0	0	0	0	3	0	0	0	0	0	0
<b>TOTALS</b>		<b>60</b>	<b>51</b>	<b>9</b>	<b>1</b>	<b>0.0</b>	<b>0.0</b>	<b>0</b>	<b>5</b>	<b>0</b>	<b>0</b>	<b>0</b>	<b>23</b>	<b>0</b>	<b>0</b>	<b>0</b>	<b>0</b>	<b>0</b>	<b>0</b>
<b>PLAYOFFS</b>																			
Jan. 9	PHI	1	1	0	0	0.0	0.0	0	1	-1	-1	0	4	0	0	0	0	0	0
Jan. 17	@MIN	1	0	1	0	0.0	0.0	0	0	0	0	0	2	0	0	0	0	0	0
<b>TOTALS</b>		<b>2</b>	<b>1</b>	<b>1</b>	<b>0</b>	<b>0.0</b>	<b>0.0</b>	<b>0</b>	<b>1</b>	<b>-1</b>	<b>-1</b>	<b>0</b>	<b>6</b>	<b>0</b>	<b>0</b>	<b>0</b>	<b>0</b>	<b>0</b>	<b>0</b>

2008 (W/DALLAS)

DATE	OPP	TACKLES							INTERCEPTIONS					FUMBLES			ST TACKLES		
		T	S	A	TFL	SK	YDS	QH	NO	YDS	LG	TD	PD	FF	FR	YDS	T	S	A
Sept. 7	@CLE	0	0	0	0	0.0	0.0	0	0	0	0	0	0	0	0	0	0	0	0
Sept. 15	PHI	1	1	0	0	0.0	0.0	0	0	0	0	0	1	0	0	0	0	0	0
Sept. 21	@GB	3	3	0	0	0.0	0.0	0	0	0	0	0	1	0	0	0	0	0	0
Sept. 28	WAS	0	0	0	0	0.0	0.0	0	0	0	0	0	0	0	0	0	0	0	0
Oct. 5	CIN	1	0	1	0	0.0	0.0	0	0	0	0	0	0	0	0	0	0	0	0
Oct. 12	@ARI	1	1	0	0	0.0	0.0	0	0	0	0	0	0	0	0	0	0	0	0
Oct. 19	@STL	4	4	0	0	0.0	0.0	0	0	0	0	0	1	0	0	0	0	0	0
Oct. 26	TB	7	4	3	0	0.0	0.0	0	0	0	0	0	1	0	0	0	0	0	0
Nov. 2	@NYG	4	3	1	0	0.0	0.0	0	1	23	23t	1	1	0	0	0	0	0	0
Nov. 16	@WAS	1	1	0	0	0.0	0.0	0	0	0	0	0	0	0	0	0	0	0	0
Nov. 23	SF	0	0	0	0	0.0	0.0	0	0	0	0	0	0	0	0	0	0	0	0
Nov. 27	SEA								Inactive										
Dec. 7	@PIT								Inactive										
Dec. 14	NYG	0	0	0	0	0.0	0.0	0	0	0	0	0	0	0	0	0	0	0	0
Dec. 20	BAL	0	0	0	0	0.0	0.0	0	0	0	0	0	0	0	0	0	0	0	0
Dec. 28	@PHI	0	0	0	0	0.0	0.0	0	0	0	0	0	0	0	0	0	0	0	0
<b>TOTALS</b>		<b>22</b>	<b>17</b>	<b>5</b>	<b>0</b>	<b>0.0</b>	<b>0.0</b>	<b>0</b>	<b>1</b>	<b>23</b>	<b>23T</b>	<b>1</b>	<b>5</b>	<b>0</b>	<b>0</b>	<b>0</b>	<b>0</b>	<b>0</b>	<b>0</b>



# 94

## GEORGE JOHNSON

DEFENSIVE END  
HT: 6-4 WT: 263  
DOB: 12/11/87  
NFL: 4TH YEAR  
ACQ: T (DET), 2015  
COLLEGE: RUTGERS



### ACQUIRED BY BUCS:

- x Joined Tampa Bay on April 15, 2015, in a trade with the Detroit Lions.

### ORIGINALLY ENTERED NFL:

- x Originally entered the NFL as a college free agent with Tampa Bay on May 3, 2010.

### TRANSACTIONS:

- x Signed with Tampa Bay on May 3, 2010. Waived Bay on August 10, 2010.
- x Re-signed by Tampa Bay on August 24, 2010. Waived on September 4, 2010.
- x Signed to Tampa Bay's practice squad on September 5, 2010.
- x Promoted to Tampa Bay's active roster on December 14, 2010.
- x Waived by Tampa Bay on September 5, 2011.
- x Signed to Tampa Bay's practice squad on September 8, 2011.
- x Promoted to Tampa Bay's active roster on October 10, 2011.
- x Waived by Tampa Bay on November 1, 2012.
- x Signed to Minnesota Vikings' practice squad on November 9, 2012.
- x Promoted to Minnesota's active roster on December 22, 2012.
- x Released by Minnesota on October 9, 2013.
- x Signed by Detroit on March 10, 2015.
- x Joined Tampa Bay on April 15, 2015, in a trade with the Detroit Lions.

### CAREER HIGHLIGHTS:

- x Has played in 27 regular season games with Tampa Bay (2011-12), Minnesota (2012) and Detroit (2014),

totaling 33 tackles, 10 tackles for loss, 6.0 sacks, one fumble recovery and one pass defensed. Also contributed three special teams tackles.

- x Tallied first career sack in the 2014 season opener against the New York Giants (9/8/14), recording 1.5 sacks.
- x Made NFL debut with Tampa Bay against New Orleans (10/16/11).

### 2014 HIGHLIGHTS:

- x Played in all 16 games for the Detroit Lions, posting career highs in tackles (26) and sacks (6.0).
- x Tallied first career sack in the 2014 season opener against the New York Giants (9/8), recording 1.5 sacks.
- x Matched his season and career high with 1.5 sacks at Minnesota (10/12).
- x Also registered one sack against Buffalo (10/5), Tampa Bay (12/7) and Minnesota (12/14).

### COLLEGE/PERSONAL:

- x Played in 51 games at Rutgers (2006-09), starting 35, totaling 134 tackles, 31.5 tackles for loss, 13.0 sacks, three fumble recoveries, two interceptions and one forced fumble.
- x Preseason third-team All-Big East selection in 2008 and second-team selection in 2009.
- x Attended Glassboro High School (Glassboro, New Jersey).
- x Helped his team to an 11-1 record and a berth in South Jersey Group I Championship Game as a senior.
- x Earned South Jersey Touchdown Club Lineman of the Year following his senior season.
- x He and his wife, Olivia, have two children.
- x Born George Johnson on December 11, 1987 in Glassboro, New Jersey.

## JOHNSON'S CAREER STATISTICS

YEAR	TEAM	TACKLES					INTERCEPTIONS					FUMBLES			ST TACKLES				
		GP	GS	TOT	SOLO	ASST	SK	YDS	NO	YDS	LG	TD	PD	FF	FR	YDS	T	S	A
2011	Chicago	4	0	2	1	1	0.0	0.0	0	0	0	0	0	0	0	0	0	0	0
2012	TB/MIN	7	0	5	0	5	0.0	0.0	0	0	0	0	0	0	0	0	0	0	
2014	Detroit	16	0	26	21	5	6.0	50.0	0	0	0	0	1	0	1	0	3	2	1
NFL Totals		27	0	33	22	11	6.0	50.0	0	0	0	0	1	0	1	0	3	2	1

## JOHNSON'S GAME-BY-GAME STATISTICS

## 2014 (W/DETROIT)

DATE	OPP	TACKLES					INTERCEPTIONS					FUMBLES			ST TACKLES				
		T	S	A	TFL	SK	YDS	QH	NO	YDS	LG	TD	PD	FF	FR	YDS	T	S	A
Sept. 8	NYG	3	2	1	1	1.5	14.5	2	0	0	0	0	0	0	0	0	0	0	0
Sept. 14	@CAR	1	1	0	0	0.0	0.0	0	0	0	0	0	0	0	0	0	0	0	0
Sept. 21	GB	4	3	1	1	0.0	0.0	0	0	0	0	0	0	0	0	0	1	1	0
Sept. 28	@NYJ	1	1	0	0	0.0	0.0	1	0	0	0	0	0	0	0	0	0	0	0
Oct. 5	BUF	2	2	0	2	1.0	5.0	1	0	0	0	0	0	0	0	0	0	0	0
Oct. 12	@MIN	5	4	1	2	1.5	9.5	2	0	0	0	0	0	0	0	0	0	0	0
Oct. 19	NO	0	0	0	0	0.0	0.0	1	0	0	0	0	0	0	0	0	1	0	1
Oct. 26	@ATL	3	3	0	1	0.0	0.0	0	0	0	0	0	0	0	0	0	1	1	0
Nov. 9	MIA	1	1	0	0	0.0	0.0	1	0	0	0	0	0	0	0	0	0	0	0
Nov. 16	@ARI	0	0	0	0	0.0	0.0	0	0	0	0	0	0	0	0	0	0	0	0
Nov. 23	@NE	1	1	0	1	0.0	0.0	0	0	0	0	0	0	0	0	0	0	0	0
Nov. 27	CHI	1	1	0	0	0.0	0.0	1	0	0	0	0	1	0	0	0	0	0	0
Dec. 7	TB	1	1	0	1	1.0	10.0	1	0	0	0	0	0	0	0	0	0	0	0
Dec. 14	MIN	2	1	1	1	1.0	11.0	1	0	0	0	0	0	0	0	0	0	0	0
Dec. 21	@CHI	0	0	0	0	0.0	0.0	1	0	0	0	0	0	0	0	0	0	0	0
Dec. 28	@GB	1	0	1	0	0.0	0.0	0	0	0	0	0	0	1	0	0	0	0	0
TOTALS		41	27	14	0	0.0	0.0	0	1	-6	0	0	3	2	0	0	4	3	1

## 2012

DATE	OPP	TACKLES					INTERCEPTIONS					FUMBLES			ST TACKLES					
		T	S	A	TFL	SK	YDS	QH	NO	YDS	LG	TD	PD	FF	FR	YDS	T	S	A	
Sept. 9	CAR	0	0	0	0	0.0	0.0	0	0	0	0	0	0	0	0	0	0	0	0	
Sept. 16	@NYG	Inactive																		
Sept. 23	@DAL	Inactive																		
Sept. 30	WAS	2	0	2	0	0.0	0.0	0	0	0	0	0	0	0	0	0	0	0	0	
Oct. 14	KC	2	0	2	0	0.0	0.0	0	0	0	0	0	0	0	0	0	0	0	0	
Oct. 21	NO	1	0	1	0	0.0	0.0	0	0	0	0	0	0	0	0	0	0	0	0	
Oct. 25	@MIN	0	0	0	0	0.0	0.0	0	0	0	0	0	0	0	0	0	0	0	0	
Nov. 4	@OAK	Not With Team																		
Nov. 11	DET*	Minnesota Practice Squad																		
Nov. 18	BYE*	Minnesota Practice Squad																		
Nov. 25	@CHI*	Minnesota Practice Squad																		
Dec. 2	@GB*	Minnesota Practice Squad																		
Dec. 9	CHI*	Minnesota Practice Squad																		
Dec. 16	@STL*	Minnesota Practice Squad																		
Dec. 23	@HOU*	0	0	0	0	0.0	0.0	0	0	0	0	0	0	0	0	0	0	0	0	
Dec. 30	GB*	0	0	0	0	0.0	0.0	0	0	0	0	0	0	0	0	0	0	0	0	
TOTALS		61	47	14	0	0.0	0.0	0	1	48	48	1	8	2	0	0	1	0	0	
PLAYOFFS																				
Jan. 17	@GB*	Inactive																		
TOTALS		0	0	0	0	0.0	0.0	0	0	0	0	0	0	0	0	0	0	0	0	0

\*Games played with Minnesota

## 2011

DATE	OPP	TACKLES							INTERCEPTIONS							FUMBLES			ST TACKLES						
		T	S	A	TFL	SK	YDS	QH	NO	YDS	LG	TD	PD	FF	FR	YDS	T	S	A						
Sept. 11	DET								Practice Squad																
Sept. 18	@MIN								Practice Squad																
Sept. 25	ATL								Practice Squad																
Oct. 3	IND								Practice Squad																
Oct. 9	@SF								Practice Squad																
Oct. 16	NO	0	0	0	0	0.0	0.0	0	0	0	0	0	0	0	0	0	0	0	0	0					
Oct. 23	CHI	0	0	0	0	0.0	0.0	0	0	0	0	0	0	0	0	0	0	0	0	0					
Nov. 6	@NO	0	0	0	0	0.0	0.0	0	0	0	0	0	0	0	0	0	0	0	0	0					
Nov. 13	HOU	2	1	1	0	0.0	0.0	0	0	0	0	0	0	0	0	0	0	0	0	0					
Nov. 20	@GB								Injured Reserve																
Nov. 27	@TEN								Injured Reserve																
Dec. 4	CAR								Injured Reserve																
Dec. 11	@JAC								Injured Reserve																
Dec. 17	DAL								Injured Reserve																
Dec. 24	@CAR								Injured Reserve																
Jan. 1	@ATL								Injured Reserve																
<b>TOTALS</b>		<b>2</b>	<b>1</b>	<b>1</b>	<b>0</b>	<b>0.0</b>	<b>0.0</b>	<b>0</b>	<b>0</b>	<b>0</b>	<b>0</b>	<b>0</b>	<b>0</b>	<b>0</b>	<b>0</b>	<b>0</b>	<b>0</b>	<b>0</b>	<b>0</b>	<b>0</b>	<b>0</b>	<b>0</b>	<b>0</b>		

29

## LEONARD JOHNSON

CORNERBACK

HT: 5-10 WT: 202

DOB: 3/30/90

NFL: 4TH YEAR

ACQ: FA, 2012

COLLEGE: IOWA STATE



## ACQUIRED BY BUCS:

- × Signed by Tampa Bay on April 30, 2012, as a college free agent.

## CAREER HIGHLIGHTS:

- × Has played in 48 career games, with 17 starts, totaling 139 tackles, 20 passes defended, four forced fumbles, one fumble recovery and five interceptions, returned for 134 yards and two touchdowns. Also has seven tackles and one forced fumble on special teams.
- × Tied for fourth among NFL rookies in 2012 with three interceptions and fifth with 12 passes defended.
- × His four forced fumbles since 2012 are tied for the sixth-most by a cornerback during that span.
- × Made NFL debut vs. Carolina (9/9/12).
- × Made first career start and interception at Minnesota (10/26/12).
- × Intercepted a pass for the third consecutive game and returned it 83 yards for a touchdown vs. San Diego (11/11/12).
- × Intercepted a Matthew Stafford pass and returned it 48 yards for a touchdown at Detroit (11/24/13).
- × One of nine NFL players to have at least one interception returned for a touchdown in both 2012 and 2013.

## 2014 HIGHLIGHTS:

- × Served as the team's primary nickelback, playing in 16 games, with three starts. Registered 41 tackles, one interception and two forced fumbles on defense with four special teams tackles and one forced fumble on special teams.
- × Played in a reserve role in season opener vs. Carolina (9/7) and recorded two tackles.
- × Played in a reserve role vs. St. Louis (9/14) and registered one pass defense.
- × Notched five tackles and one forced fumble at Atlanta (9/18).
- × Posted eight tackles and a pass defended in win at Pittsburgh (9/28).
- × Recorded five tackles at New Orleans (10/9).
- × Registered one tackle vs. Minnesota (10/26).
- × Posted one tackle on defense and one on special teams at Cleveland (11/2).
- × Notched two tackles vs. Atlanta (11/9).
- × Collected three tackles and forced a fumble in win at Washington (11/16).
- × Started at nickelback at Chicago (11/23) and recorded one tackle for defense that limited the Bears to 112 passing yards.
- × Logged two tackles vs. Cincinnati (11/30).

- × Started at nickelback at Detroit (12/7) and posted one tackle on defense and one on special teams.
- × Posted two tackles at Carolina (12/14).
- × Collected seven tackles and one pass defended, as well as one special teams tackle and a special teams forced fumble, vs. Green Bay (12/21).
- × Recorded two tackles and an interception on defense and one on special teams vs. New Orleans (12/28).

### COLLEGE:

- × Played four seasons at Iowa State (2008-11), appearing in 50 games and starting 43.
- × Totaled 247 tackles, 26 pass breakups, eight fumble recoveries, six forced fumbles, and six interceptions throughout collegiate career.
- × Earned second-team All-Big 12 honors after the 2011 season.
- × Was a first-team freshman All-American as a kick returner in 2008.
- × Ranked the 69th-best cornerback coming out of high school by Scout.com.
- × Majored in pre-liberal studies

### COMMUNITY:

- × In May 2015, visited Tampa Bay Buccaneers Field in Clearwater to present a \$10,000 PLAY 60 grant and lead children through football drills.
- × In February 2015, presented new athletic equipment to the Pinellas Sheriff's Police Athletic League collected from the Replay Tampa Bay sporting goods drive.
- × Attended a "Salute to Service Barbecue" with USAA at MacDill Air Force Base in November 2013 to thank military members for their service.
- × In June 2013, helped host the opening ceremony for Tampa Bay Buccaneers Field in Clearwater, made possible through a \$100,000 grant from the Buccaneers and the NFL Foundation.
- × Visited youth at All Children's Hospital in St. Petersburg and sang holiday carols to residents at

Westminster Palms retirement home in December 2012.

- × Helped host a lunch for service members at Coast Guard Air Station Clearwater and visited veterans recovering from injury and illness at Bay Pines VA Hospital in November 2012.
- × Spoke to students at Northwest Elementary about the importance of physical fitness, helped present a \$10,000 Play 60 grant, and led students through a P.E. class to congratulate the winners of the Play 60 Super School contest in November 2012.
- × Helped present a \$100,000 grant in September 2012 to build Tampa Bay Buccaneers Field in Clearwater's North Greenwood community, where Johnson and teammates also led local youths through football drills.
- × In June 2012, visited MacDill Air Force Base to tour a hurricane aircraft, witness a military dog training session, and thank civilian workers and active duty military for their service.
- × Hosted an educational scavenger hunt for children from the Boys & Girls Clubs of Tampa Bay at Busch Gardens Tampa in June 2012.
- × Helped host an outing to a Tampa Bay Rays game for underprivileged students from Campbell Park Elementary in May 2012.
- × Signed autographs, handed out Buccaneers teddy bears, and greeted patients at St. Joseph's Children's Hospital in May 2012.

### PERSONAL:

- × Attended Largo High School (Largo, Florida).
- × Played quarterback and defensive back, completing 81 passes for 1,596 yards and 21 touchdowns, also 224 carries for 1,473 yards and 15 touchdowns, and recording 15 tackles and one interception.
- × Son of Schenique and Charles Harris.
- × Born Leonard Johnson on March 30, 1990, in Clearwater, Florida.

# JOHNSON'S CAREER STATISTICS

YEAR	TEAM	GP	GS	TACKLES					INTERCEPTIONS					FUMBLES			ST TACKLES		
				TOT	SOLO	ASST	SK	YDS	NO	YDS	LG	TD	PD	FF	FR	YDS	T	S	A
2012	Tampa Bay	16	6	37	32	5	0.0	0.0	3	86	83t	1	9	1	1	1	4	3	1
2013	Tampa Bay	16	8	61	47	14	0.0	0.0	1	48	48t	1	8	1	0	0	1	1	0
2014	Tampa Bay	16	3	41	27	14	0.0	0.0	1	-6	-6	0	3	2	0	0	4	3	1
NFL Totals		48	17	139	106	33	0.0	0.0	5	128	83t	2	20	4	1	1	9	7	2

## SINGLE-GAME HIGHS

Tackles: 9, at New York Jets, 9/8/13  
 Forced Fumbles: 1, five times, last at Washington, 11/18/14  
 Interceptions: 1, four times, last at Detroit, 11/24/13  
 Passes Defensed: 3, at Minnesota, 10/25/12  
 Special Teams Forced Fumbles: 1, vs. Green Bay, 12/21/14

# JOHNSON'S GAME-BY-GAME STATISTICS

2014

DATE	OPP	TACKLES							INTERCEPTIONS					FUMBLES			ST TACKLES		
		T	S	A	TFL	SK	YDS	QH	NO	YDS	LG	TD	PD	FF	FR	YDS	T	S	A
Sept. 7	CAR	2	2	0	0	0.0	0.0	0	0	0	0	0	0	0	0	0	0	0	0
Sept. 14	STL	0	0	0	0	0.0	0.0	0	0	0	0	0	0	0	0	0	0	0	0
Sept. 18	@ATL	4	3	1	0	0.0	0.0	0	0	0	0	0	0	1	0	0	0	0	0
Sept. 28	@PIT	8	4	4	0	0.0	0.0	0	0	0	0	0	1	0	0	0	0	0	0
Oct. 5	@NO	5	3	2	0	0.0	0.0	0	0	0	0	0	0	0	0	0	0	0	0
Oct. 12	BAL	0	0	0	0	0.0	0.0	0	0	0	0	0	0	0	0	0	0	0	0
Oct. 26	MIN	1	1	0	0	0.0	0.0	0	0	0	0	0	0	0	0	0	0	0	0
Nov. 2	@CLE	1	1	0	0	0.0	0.0	0	0	0	0	0	0	0	0	0	1	1	0
Nov. 9	ATL	2	0	2	0	0.0	0.0	0	0	0	0	0	0	0	0	0	0	0	0
Nov. 16	@WAS	3	2	1	0	0.0	0.0	0	0	0	0	0	0	1	0	0	0	0	0
Nov. 23	@CHI	1	1	0	0	0.0	0.0	0	0	0	0	0	0	0	0	0	0	0	0
Nov. 30	CIN	2	1	1	0	0.0	0.0	0	0	0	0	0	0	0	0	0	0	0	0
Dec. 7	@DET	1	1	0	0	0.0	0.0	0	0	0	0	0	0	0	0	0	1	1	0
Dec. 14	@CAR	2	0	2	0	0.0	0.0	0	0	0	0	0	0	0	0	0	0	0	0
Dec. 21	GB	7	6	1	0	0.0	0.0	0	0	0	0	1	0	0	0	0	1	1	0
Dec. 28	NO	2	2	0	0	0.0	0.0	0	1	-6	-6	0	1	0	0	0	1	0	1
TOTALS		41	27	14	0	0.0	0.0	0	1	-6	0	0	3	2	0	0	4	3	1

2013

DATE	OPP	TACKLES							INTERCEPTIONS					FUMBLES			ST TACKLES		
		T	S	A	TFL	SK	YDS	QH	NO	YDS	LG	TD	PD	FF	FR	YDS	T	S	A
Sept. 8	@NYJ	9	8	1	0	0.0	0.0	0	0	0	0	0	1	0	0	0	0	0	0
Sept. 15	NO	3	3	0	0	0.0	0.0	0	0	0	0	0	1	0	0	0	0	0	0
Sept. 22	@NE	5	2	3	0	0.0	0.0	0	0	0	0	0	0	0	0	0	0	0	0
Sept. 29	ARI	4	3	1	0	0.0	0.0	0	0	0	0	0	0	1	0	0	0	0	0
Oct. 13	PHI	3	3	0	0	0.0	0.0	0	0	0	0	0	0	0	0	0	0	0	0
Oct. 20	@ATL	4	3	1	0	0.0	0.0	0	0	0	0	0	0	1	0	0	0	0	0
Oct. 24	CAR	5	5	0	0	0.0	0.0	0	0	0	0	0	0	0	0	0	0	0	0
Nov. 3	@SEA	2	1	1	0	0.0	0.0	0	0	0	0	0	0	0	0	0	0	0	0
Nov. 11	MIA	0	0	0	0	0.0	0.0	0	0	0	0	0	1	0	0	0	0	0	0
Nov. 17	ATL	5	3	2	0	0.0	0.0	0	0	0	0	0	1	0	0	0	0	0	0
Nov. 24	@DET	7	4	3	0	0.0	0.0	0	1	48	48t	1	2	0	0	0	0	0	0
Dec. 1	@CAR	2	1	1	0	0.0	0.0	0	0	0	0	0	1	0	0	0	0	0	0
Dec. 8	BUF	3	2	1	0	0.0	0.0	0	0	0	0	0	0	0	0	0	0	0	0
Dec. 15	SF	2	2	0	0	0.0	0.0	0	0	0	0	0	0	0	0	0	0	0	0
Dec. 22	@STL	2	2	0	0	0.0	0.0	0	0	0	0	0	0	0	0	0	0	0	0
Dec. 29	@NO	5	5	0	0	0.0	0.0	0	0	0	0	0	1	0	0	0	1	0	0
TOTALS		61	47	14	0	0.0	0.0	0	1	48	48	1	8	2	0	0	1	0	0



## 2012

DATE	OPP	TACKLES							INTERCEPTIONS					FUMBLES			ST TACKLES			
		T	S	A	TFL	SK	YDS	QH	NO	YDS	LG	TD	PD	FF	FR	YDS	T	S	A	
Sept. 9	CAR	0	0	0	0	0.0	0.0	0	0	0	0	0	0	0	0	0	0	0	0	0
Sept. 16	@NYG	0	0	0	0	0.0	0.0	0	0	0	0	0	0	0	0	0	0	1	0	1
Sept. 23	@DAL	0	0	0	0	0.0	0.0	0	0	0	0	0	0	0	0	0	0	0	0	0
Sept. 30	WAS	0	0	0	0	0.0	0.0	0	0	0	0	0	0	0	0	0	0	0	0	0
Oct. 14	KC	0	0	0	0	0.0	0.0	0	0	0	0	0	0	0	0	0	0	0	0	0
Oct. 21	NO	0	0	0	0	0.0	0.0	0	0	0	0	0	0	0	0	0	0	0	0	0
Oct. 25	@MIN	2	2	0	0	0.0	0.0	0	1	0	0	0	3	0	0	0	0	0	0	0
Nov. 4	@OAK	6	5	1	0	0.0	0.0	0	1	3	3	0	2	0	0	0	0	0	0	0
Nov. 11	SD	5	4	1	1	0.0	0.0	0	1	83	83t	1	1	0	0	0	1	1	0	
Nov. 18	@CAR	2	2	0	0	0.0	0.0	0	0	0	0	0	0	0	0	0	0	0	0	0
Nov. 25	ATL	7	5	2	0	0.0	0.0	0	0	0	0	0	0	0	0	0	0	0	0	0
Dec. 2	@DEN	2	2	0	0	0.0	0.0	0	0	0	0	0	0	0	0	0	0	0	0	0
Dec. 9	PHI	3	3	0	0	0.0	0.0	0	0	0	0	0	1	0	0	0	1	1	0	
Dec. 16	@NO	2	2	0	0	0.0	0.0	0	0	0	0	0	0	0	0	0	1	1	0	
Dec. 23	STL	5	5	0	1	0.0	0.0	0	0	0	0	1	1	1	1	1	0	0	0	
Dec. 30	@ATL	3	2	1	0	0.0	0.0	0	0	0	0	0	1	0	0	0	0	0	0	
<b>TOTALS</b>		<b>37</b>	<b>32</b>	<b>5</b>	<b>2</b>	<b>0.0</b>	<b>0.0</b>	<b>0</b>	<b>0</b>	<b>0</b>	<b>0</b>	<b>0</b>	<b>9</b>	<b>1</b>	<b>1</b>	<b>1</b>	<b>4</b>	<b>3</b>	<b>1</b>	

15

## TAVARRIS KING

WIDE RECEIVER  
 HT: 6-0 WT: 191  
 DOB: 7/14/1990  
 NFL: 3RD YEAR  
 ACQ: FA-'14  
 COLLEGE: GEORGIA



## ACQUIRED BY BUCS:

- × Signed to Tampa Bay's practice squad on October 28, 2014, promoted to the active roster on December 16, 2014.

## ORIGINALLY ENTERED THE NFL

- × Originally entered the NFL as a fifth round draft pick (161st overall) of the Denver Broncos in the 2013 NFL Draft.

## 2014 HIGHLIGHTS:

- × Spent the offseason and preseason with the Carolina Panthers and signed on to the team's practice squad prior to the start of the regular season.
- × Signed off of the Panthers' practice squad to the Jacksonville Jaguars' active roster on September 16.
- × Spent four games on Jacksonville's active roster, but was inactive in each.
- × Signed to Tampa Bay's practice squad on October 28, promoted to the active roster on December 16.
- × Made NFL and Buccaneers debut vs. Green Bay (12/21).
- × Caught first NFL pass against New Orleans (12/28), finishing the game with two catches for 13 yards.

## COLLEGE/PERSONAL:

- × Started 39-of-56 (2008-2012) games he appeared in at the University of Georgia and finished with 136 receptions for 2,602 yards and 21 touchdowns.
- × As a senior (2012), started 12-of-14 games and totaled 42 receptions for 950 yards and nine touchdowns.
- × Started 13-of-14 games as a junior (2011) and recorded 47 receptions for 705 yards and eight touchdowns.
- × As a sophomore (2010) played in 12 games with five starts and tallied 27 receptions for 504 yards and three touchdowns.
- × Played in 12 games with nine starts as a redshirt freshman (2009) and totaled 18 receptions for 377 yards and one touchdown.
- × Appeared in four games as a freshman (2008) and recorded two receptions for 66 yards before redshirting.

## PERSONAL:

- × Attended Habersham Central High School (Mount Airy, Georgia)
- × Finished high school career with 207 receptions for 3,726 yards and 37 touchdowns.
- × Born on July 14, 1990 in Mount Airy, Georgia.

## KING'S CAREER STATISTICS

YEAR	TEAM	GP	GS	RECEIVING				RUSHING					
				NO	YDS	AVG	LG	TD	ATT	YDS	AVG	LG	TD
2014	Tampa Bay	2	0	2	13	6.5	7	0	0	0	-	-	0
NFL Totals		2	0	2	13	6.5	7	0	0	0	-	-	0

## KING'S GAME-BY-GAME STATISTICS

2014		NO	YDS	RECEIVING			ATT	YDS	RUSHING			
DATE	OPP			AVG	LG	TD			AVG	LG	TD	
Sept. 7	CAR			Carolina Practice Squad								
Sept. 14	STL			Carolina Practice Squad								
Sept. 21	@ATL			Inactive w/JAC								
Sept. 28	@PIT			Inactive w/JAC								
Oct. 5	@NO			Inactive w/JAC								
Oct. 19	BAL			Inactive w/JAC								
Oct. 27	MIN			Not W/Team								
Nov. 2	@CLE			Tampa Bay Practice Squad								
Nov. 9	ATL			Tampa Bay Practice Squad								
Nov. 16	@WAS			Tampa Bay Practice Squad								
Nov. 23	@CHI			Tampa Bay Practice Squad								
Nov. 27	CIN			Tampa Bay Practice Squad								
Dec. 7	@DET			Tampa Bay Practice Squad								
Dec. 14	@CAR			Tampa Bay Practice Squad								
Dec. 21	GB	0	0	-	-	0	0	0	-	-	0	
Dec. 28	NO	2	13	6.5	7	0	0	0	-	-	0	
<b>TOTALS</b>		<b>2</b>	<b>13</b>	<b>6.5</b>	<b>7</b>	<b>0</b>	<b>0</b>	<b>0</b>	<b>-</b>	<b>-</b>	<b>0</b>	

9

### MICHAEL KOENEN

**PUNTER**  
 HT: 5-11 WT: 198  
 DOB: 7/13/82  
 NFL: 11TH YEAR  
 ACQ: UFA (ATL), 2011  
 COLLEGE: WESTERN WASHINGTON



#### ACQUIRED BY BUCS:

- × Signed by Tampa Bay on July 29, 2011, as an unrestricted free agent from Atlanta.

#### ORIGINALLY ENTERED NFL:

- × Originally entered the NFL as a college free agent with the Atlanta Falcons on April 26, 2005.

#### CAREER HIGHLIGHTS:

- × Played six seasons with Atlanta (2005-10) before joining Tampa Bay in 2011.
- × Has appeared in 160 regular season games, recording 748 punts for 31,964 yards (42.7 avg.) and a 70-yard long, while placing 232 inside the 20-yard line.

- × A kickoff specialist in addition to holding and punting duties, has recorded 715 kickoffs with 269 touchbacks in his career.
- × Has also appeared in two postseason games: one in 2008 and one in 2010, serving on kickoffs and as punter.
- × Holds NFL record, dating back to 1970 merger, with 21 consecutive touchbacks on kickoffs, which he did in 2012.
- × Is Buccaneers' all-time leader in gross (44.0) and net punting (38.1) average. Also holds top six single-game net punting marks (min 4 punts), including the record of 49.8, set October 16, 2011, vs. New Orleans.
- × His 40.3-yard net average in 2011 set a Buccaneers record by 2.5 yards. Also holds the second-best mark in club annals (38.3, 2013).

- x In 2012, finished second in the NFL and first in the NFC with 58 touchbacks on kickoffs. Led the league with 68.2 percent of his kickoffs resulting in touchbacks, while placing 92.0 percent of his kickoffs in the end zone, which was second in the NFL.
- x Led NFL in 2011 in net kickoff average (45.1) and helped place Tampa Bay second in the NFL in average opponent starting field position after kickoff (20.3).
- x Set an Atlanta Falcons franchise record with five touchbacks vs. Carolina on September 20, 2009, and tied that mark again vs. Carolina in Week 10 of the season.
- x Ranked fourth in the NFC with 25 punts inside the 20-yard line in 2008 while helping the Falcons to a second-place ranking in opponent average starting field position following kickoffs (24.6-yard line avg.).
- x Helped Atlanta rank second in the NFC and second in the NFL in opponent starting average field position with a 25.5-yard line mark in 2007.

### 2014 HIGHLIGHTS:

- x Played in all 16 games, averaging 40.4 yards on 78 punts, with a net of 37.6. Placed 17 punts inside the 20, compared to just two touchbacks.
- x Tied for the league lead in fewest touchbacks, among players with at least 15 punts.
- x Ranked second in the NFL by allowing just 5.8 yards per punt return.
- x Played in season opener vs. Carolina (9/7) and punted five times for a gross average of 44.0 yards, including two inside the 20.
- x Punted one time for 54 yards vs. St. Louis (9/14).
- x Punted seven times for 307 yards at Atlanta (9/18), including two inside the 20 and a long of 56 yards.
- x Placed all six of his kickoffs into the end zone, with five going for touchbacks, in win at Pittsburgh (9/28).
- x Netted 40.5 yards per punt on four punts at New Orleans (10/5).
- x Tallied five punts for 186 yards vs. Baltimore (10/12).
- x Posted a net of 39.6 yards on seven punts vs. Minnesota (10/26). Also placed all four of his kickoffs in end zone.
- x Placed two of his four punts inside the 20 and all four of his kickoffs in the end zone at Cleveland (11/2).
- x Punted three times for 91 yards vs. Atlanta (11/9), with 0 return yards allowed.
- x Recorded a net average of 39.5 yards on four punts, including two placed inside the 20, in win at Washington (11/16).
- x Posted a net average of 37.2 yards on six punts, including one placed inside the 20 at Chicago (11/23).
- x Had three punts returned for 0 yards, only the sixth time in franchise history the team has had at least

three punts returned without any positive return yards in a game and the first since 2000.

- x Posted net average of 38.3 yards on six punts vs. Cincinnati (11/30), holding the Bengals to -1 yards on three returns. Also forced Adam Jones' first fair catch since 2006 after he had fielded 96 punts in a row without one.
- x Recorded season-high net average of 40.7 on six punts, including one inside the 20, at Detroit (12/7).
- x Registered season-high 41.5-yard net average on season-high eight punts vs. Green Bay (12/21).

### COLLEGE:

- x Converted 43-of-74 field goal attempts and 143-of-150 PATs in his career at Western Washington University (2001-04).
- x Set school record for career punting average (43.1).
- x Registered 62 kickoffs for 3,702 yards (59.7 avg.) and tied the university record with 19 touchbacks.
- x Named Northwest Special Teams Player of the Year as a senior.
- x Earned All-Northwest League honors as a senior at Ferndale High School (Ferndale, Washington) and was a first-team all-league kicker and second-team punter as a junior.
- x Lettered in basketball and soccer in addition to football.

### COMMUNITY:

- x Sponsors the "Koenen's Kickers" Front Row Fans section to provide a special gameday experience at Raymond James Stadium for local charities.
- x In June 2013, 2014 and 2015 participated in the team's "Cut for a Cure" charity challenge, having his head shaved by pediatric cancer patients to support the Pediatric Cancer Foundation.
- x In June 2015, greeted the Land O' Lakes High School Special Olympics Soccer Team at practice, congratulating the group on representing Team USA at the 2015 Special Olympics World Games in Los Angeles, CA.
- x In November 2013, helped distribute donated food to the holiday tent at Metropolitan Ministries, and greeted families while assisting with their holiday shopping.
- x In March 2013, visited Williston Middle School to help host the team's NFL PLAY 60 Super School celebration, leading students in football drills and presenting a \$10,000 PLAY 60 grant.
- x Spoke to students at Northwest Elementary about the importance of physical fitness, helped present a \$10,000 Play 60 grant, and led students through a P.E. class to congratulate the winners of the Play 60 Super School contest in November 2012.

- × Along with long snapper Andrew DePaola and kicker Patrick Murray, purchased more than \$6,000-worth of holiday gifts and then delivered them to All Children's Hospital for the group's Special Team Santas initiative in December 2014.
- × Along with former teammates Connor Barth and Andrew Economos, hosted the inaugural "Special Teams Santas" outreach initiative, shopping for and then donating more than \$6,000 in holiday gifts for the All Children's Hospital "Wonderland" toy drive.
- × Launched the Michael Koenen Foundation to provide children an opportunity to realize their potential and encourage them to make their dreams a reality through community outreach initiatives including an free annual football camp for Washington youth.

**PERSONAL:**

- × Married to Devin Koenen, and the couple have two sons and three daughters.
- × Born Michael J. Koenen on July 13, 1982, in Ferndale, Washington.

**KOENEN'S CAREER STATISTICS**

YEAR	TEAM	PUNTING						TB	IN 20	LG	BLK	
		GP	NO	YDS	AVG	OPP RET	YDS					NET
2005	Atlanta	16	78	3,300	42.3	35	238	36.9	9	23	67	0
2006	Atlanta	16	76	3,199	42.1	25	279	35.9	6	25	65	2
2007	Atlanta	16	88	3,824	43.5	41	307	38.8	5	30	63	0
2008	Atlanta	16	63	2,566	40.7	20	49	37.5	4	25	60	2
2009	Atlanta	16	61	2,598	42.6	27	289	36.3	3	18	70	1
2010	Atlanta	16	74	3,014	40.7	28	241	35.6	5	29	61	1
2011	Tampa Bay	16	67	3,023	45.1	36	266	40.3	3	24	65	0
2012	Tampa Bay	16	76	3,440	45.3	40	440	37.4	6	22	64	1
2013	Tampa Bay	16	87	3,846	43.3	35	393	37.7	6	19	62	0
2014	Tampa Bay	16	78	3,154	40.4	32	185	37.1	2	17	56	1
<b>NFL Totals</b>		<b>160</b>	<b>748</b>	<b>31,964</b>	<b>42.7</b>	<b>319</b>	<b>2,687</b>	<b>37.4</b>	<b>49</b>	<b>232</b>	<b>70</b>	<b>8</b>

**SINGLE-GAME HIGHS**

**Punts:** 8, seven times, last vs. Green Bay, 12/21/14  
**Gross Yards:** 385, at Carolina, 11/11/07 (w/Atlanta)  
**Gross Average (min. 4 att):** 51.1, vs. Dallas, 12/17/11  
**Touchbacks:** 5, vs. Atlanta, 12/4/11  
**Net Average (min. 4 att):** 48.0, at New Orleans, 12/29/13  
**Punts Inside the 20:** 5, at Philadelphia, 10/26/08 (w/Atlanta)  
**Longest Punt:** 70, at Carolina, 11/15/09 (w/Atlanta)

**KOENEN'S GAME-BY-GAME STATISTICS**

DATE	OPP	NO	YDS	AVG	RET	PUNTING					
						YDS	NET	TB	IN 20	LG	BLK
Sept. 7	CAR	5	220	44.0	3	36	36.8	0	2	56	0
Sept. 14	STL	1	54	54.0	1	-1	27.5	0	0	54	1
Sept. 18	@ATL	7	307	43.9	3	68	34.1	0	2	56	0
Sept. 28	@PIT	3	106	35.3	0	0	35.3	0	1	40	0
Oct. 5	@NO	4	162	40.5	1	0	40.5	0	0	48	0
Oct. 12	BAL	5	186	37.2	2	15	34.2	0	0	46	0
Oct. 26	MIN	7	302	43.1	4	25	39.6	0	1	51	0
Nov. 2	@CLE	4	121	30.3	1	0	30.3	0	2	44	0
Nov. 9	ATL	3	91	30.3	0	0	30.3	0	0	37	0
Nov. 16	@WAS	4	165	41.3	2	7	39.5	0	2	47	0
Nov. 23	@CHI	6	243	40.5	3	0	37.2	1	1	53	0
Nov. 30	CIN	6	249	41.5	3	-1	38.3	1	1	49	0
Dec. 7	@DET	6	255	42.5	2	11	40.7	0	1	50	0
Dec. 14	@CAR	5	194	38.8	2	18	35.2	0	1	50	0
Dec. 21	GB	8	336	42.0	4	4	41.5	0	1	51	0
Dec. 28	NO	4	163	40.8	1	3	40.0	0	2	48	0
<b>TOTALS</b>		<b>78</b>	<b>3,154</b>	<b>40.4</b>	<b>32</b>	<b>185</b>	<b>37.1</b>	<b>2</b>	<b>17</b>	<b>56</b>	<b>1</b>

## 2013

DATE	OPP	NO	YDS	AVG	RET	PUNTING		TB	IN 20	LG	BLK
						YDS	NET				
Sept. 8	@NYJ	7	326	46.6	1	9	45.3	0	3	59	0
Sept. 15	NO	6	243	40.5	1	-2	40.8	0	2	47	0
Sept. 22	@NE	3	149	49.7	2	29	40.0	0	0	57	0
Sept. 29	ARI	8	322	40.3	1	5	34.6	2	2	52	0
Oct. 13	PHI	5	230	46.0	2	15	43.0	0	0	53	0
Oct. 20	@ATL	5	188	37.6	1	0	33.6	1	2	53	0
Oct. 24	CAR	5	215	43.0	2	7	41.6	0	0	51	0
Nov. 3	@SEA	6	268	44.7	3	92	26.0	1	0	57	0
Nov. 11	MIA	5	212	42.4	1	34	35.6	3	3	62	0
Nov. 17	ATL	4	168	42.0	2	16	33.0	1	2	46	0
Nov. 24	@DET	5	218	43.6	2	42	35.2	0	0	56	0
Dec. 1	@CAR	4	190	47.5	3	25	41.3	0	0	54	0
Dec. 8	BUF	8	357	44.6	5	36	37.6	1	1	58	0
Dec. 15	SF	7	334	47.7	5	51	40.4	0	2	56	0
Dec. 22	@STL	4	186	46.5	3	34	38.0	0	0	56	0
Dec. 29	@NO	5	240	48.0	1	0	48.0	0	2	52	0
<b>TOTALS</b>		<b>87</b>	<b>3,846</b>	<b>43.3</b>	<b>35</b>	<b>393</b>	<b>37.7</b>	<b>6</b>	<b>19</b>	<b>62</b>	<b>0</b>

## 2012

DATE	OPP	NO	YDS	AVG	RET	PUNTING		TB	IN 20	LG	BLK
						YDS	NET				
Sept. 9	CAR	5	230	46.0	3	28	36.4	1	2	52	0
Sept. 16	@NYG	6	252	42	2	23	38.2	0	3	53	0
Sept. 23	@DAL	8	331	41.4	3	43	31	2	3	56	0
Sept. 30	WAS	6	277	46.2	3	17	43.3	0	3	64	0
Oct. 14	KC	2	106	53	2	11	31.7	0	1	54	1
Oct. 21	NO	3	126	42	1	15	37	0	0	54	0
Oct. 25	@MIN	6	281	46.8	3	31	41.7	0	0	57	0
Nov. 4	@OAK	4	154	38.5	2	0	38.5	0	2	47	0
Nov. 11	SD	3	134	44.7	1	11	41	0	1	52	0
Nov. 18	@CAR	6	297	49.5	3	41	39.3	1	1	58	0
Nov. 25	ATL	2	100	50	1	10	45	0	0	58	0
Dec. 2	@DEN	5	257	51.4	4	95	32.4	0	1	63	0
Dec. 9	PHI	10	424	42.4	5	35	34.9	2	2	61	0
Dec. 16	@NO	4	195	48.8	3	38	39.3	0	0	58	0
Dec. 23	STL	1	25	25	0	0	25	0	1	25	0
Dec. 30	@ATL	5	251	50.2	4	42	41.8	0	2	56	0
<b>TOTALS</b>		<b>76</b>	<b>3,440</b>	<b>45.3</b>	<b>40</b>	<b>440</b>	<b>37.4</b>	<b>6</b>	<b>22</b>	<b>64</b>	<b>1</b>

## 2011

DATE	OPP	NO	YDS	AVG	RET	PUNTING		TB	IN 20	LG	BLK
						YDS	NET				
Sept. 11	DET	5	261	52.2	5	34	45.4	0	1	58	0
Sept. 18	@MIN	4	183	45.8	2	3	45.0	0	1	52	0
Sept. 25	ATL	3	129	43.0	2	16	37.7	0	1	50	0
Oct. 3	IND	5	220	44.0	2	0	44.0	0	3	57	0
Oct. 9	@SF	6	259	43.2	3	51	17.0	0	3	58	0
Oct. 16	NO	4	189	47.3	1	-10	49.8	0	3	58	0
Oct. 23	CHI	8	381	47.6	5	33	43.5	0	3	65	0
Nov. 6	@NO	3	119	39.7	1	15	15.0	1	1	49	0
Nov. 13	HOU	6	265	44.2	4	10	2.5	0	2	52	0
Nov. 20	@GB	3	140	46.7	2	69	23.7	0	1	53	0
Nov. 27	@TEN	5	194	38.8	1	3	34.2	1	1	51	0
Dec. 4	CAR	2	82	41.0	1	12	35.0	0	1	47	0
Dec. 11	@JAC	5	189	37.8	1	5	32.8	1	0	51	0
Dec. 17	DAL	4	204	51.0	4	15	47.3	0	1	59	0
Dec. 24	@CAR	1	59	59.0	1	1	58.0	0	0	59	0
Jan. 1	@ATL	3	149	49.7	1	9	46.7	0	2	60	0
<b>TOTALS</b>		<b>67</b>	<b>3,023</b>	<b>45.1</b>	<b>36</b>	<b>266</b>	<b>40.3</b>	<b>3</b>	<b>24</b>	<b>65</b>	<b>0</b>



## 2010 (w/ATLANTA)

DATE	OPP	NO	YDS	AVG	RET	PUNTING			IN 20	LG	BLK
						YDS	NET	TB			
Sept. 12	@PIT	7	281	40.1	7	274	39.1	0	4	54	0
Sept. 19	ARI	2	68	34.0	0	0	24.0	1	0	41	0
Sept. 26	@NO	4	158	39.5	1	72	21.5	0	1	52	0
Oct. 3	SF	4	165	41.3	0	0	33.0	0	2	53	1
Oct. 10	@CLE	4	173	43.3	1	3	37.5	1	2	48	0
Oct. 17	@PHI	6	227	37.8	3	50	29.5	0	1	47	0
Oct. 24	CIN	3	135	45.0	2	10	41.7	0	2	52	0
Nov. 7	TB	3	96	32.0	0	0	32.0	0	2	34	0
Nov. 11	BAL	5	191	38.2	2	16	35.0	0	2	46	0
Nov. 21	@STL	4	180	45.0	3	43	34.3	0	1	51	0
Nov. 28	GB	4	161	40.3	2	2	39.8	0	2	51	0
Dec. 5	@TB	5	204	40.8	3	13	38.2	1	2	52	0
Dec. 12	@CAR	7	283	40.4	2	12	35.9	1	3	58	0
Dec. 19	@SEA	4	180	45.0	2	3	44.3	0	2	56	0
Dec. 27	NO	8	349	43.6	3	10	39.9	1	2	55	0
Jan. 2	CAR	4	163	40.8	2	0	35.8	1	1	61	0
<b>TOTALS</b>		<b>74</b>	<b>3,014</b>	<b>40.7</b>	<b>28</b>	<b>241</b>	<b>35.6</b>	<b>5</b>	<b>29</b>	<b>61</b>	<b>0</b>

## 2009 (w/ATLANTA)

DATE	OPP	NO	YDS	AVG	RET	PUNTING			IN 20	LG	BLK
						YDS	NET	TB			
Sept. 13	MIA	4	155	38.8	2	11	31.0	1	1	44	0
Sept. 20	CAR	3	149	49.7	2	17	44.0	0	1	57	0
Sept. 27	@NE	5	188	37.6	2	17	34.2	0	1	48	0
Oct. 11	@SF	4	162	40.5	1	2	40.0	0	1	48	0
Oct. 18	CHI	5	237	47.4	3	54	36.6	0	0	61	0
Oct. 25	@DAL	5	230	46.0	4	76	30.8	0	1	53	0
Nov. 2	@NO	3	116	38.7	1	1	38.3	0	2	49	0
Nov. 8	WAS	3	126	42.0	1	-2	42.7	0	3	48	0
Nov. 15	@CAR	2	109	54.5	0	0	44.5	1	1	70	0
Nov. 22	@NYG	2	52	26.0	0	0	26.0	0	1	28	0
Nov. 29	TB	4	201	50.3	1	21	36.0	0	2	60	1
Dec. 6	PHI	6	263	43.8	3	34	38.2	0	3	54	0
Dec. 13	NO	1	56	56.0	1	23	33.0	0	0	56	0
Dec. 20	@NYJ	8	319	39.9	4	25	34.3	1	0	55	0
Dec. 27	BUF	3	130	43.3	1	0	43.3	0	1	57	0
Jan. 3	@TB	3	105	35.0	1	10	31.7	0	0	45	0
<b>TOTALS</b>		<b>61</b>	<b>2,598</b>	<b>42.6</b>	<b>27</b>	<b>289</b>	<b>36.3</b>	<b>3</b>	<b>18</b>	<b>70</b>	<b>1</b>

## 2008 (w/ATLANTA)

DATE	OPP	NO	YDS	AVG	RET	PUNTING			IN 20	LG	BLK
						YDS	NET	TB			
Sept. 7	DET	3	115	38.3	0	0	38.3	0	0	51	0
Sept. 14	@TB	5	181	36.2	2	0	36.2	0	2	55	0
Sept. 21	KC	6	259	43.2	3	14	40.8	0	3	51	0
Sept. 28	@CAR	6	254	42.3	2	5	34.8	2	1	60	0
Oct. 5	@GB	3	125	41.7	0	0	41.7	0	3	53	0
Oct. 12	CHI	2	82	41.0	0	0	31.0	1	0	45	0
Oct. 26	@PHI	7	264	37.7	3	5	38.4	0	5	53	0
Nov. 2	@OAK	1	33	33.0	0	0	16.5	0	1	33	1
Nov. 9	NO	4	141	35.3	0	0	35.3	0	3	44	0
Nov. 16	DEN	2	62	31.0	0	0	31.0	0	1	34	0
Nov. 23	CAR	3	129	43.0	1	0	43.0	0	0	48	0
Nov. 30	@SD	2	106	53.0	1	12	47.0	0	1	55	0
Dec. 7	@NO	4	190	47.5	3	0	47.5	0	1	52	0
Dec. 14	TB	5	225	45.0	3	16	34.8	0	2	52	1
Dec. 21	@MIN	6	253	42.2	2	7	37.7	1	2	50	0
Dec. 28	STL	4	147	36.8	0	0	36.8	0	0	40	0
<b>TOTALS</b>		<b>63</b>	<b>2,566</b>	<b>40.7</b>	<b>20</b>	<b>49</b>	<b>37.5</b>	<b>4</b>	<b>25</b>	<b>60</b>	<b>2</b>

## 2007 (W/ATLANTA)

DATE	OPP	NO	YDS	AVG	RET	PUNTING					
						YDS	NET	TB	IN 20	LG	BLK
Sept. 9	@MIN	5	234	46.8	3	20	42.8	0	2	53	0
Sept. 16	@JAC	5	196	39.2	1	10	37.2	0	1	47	0
Sept. 23	CAR	4	175	43.8	1	9	36.5	1	1	55	0
Sept. 30	HOU	3	132	44.0	2	1	43.7	0	2	51	1
Oct. 7	@TEN	6	228	38.0	3	32	32.7	0	3	51	0
Oct. 15	NYG	7	288	41.1	1	10	39.7	0	1	55	0
Oct. 21	@NO	6	265	44.2	3	55	35.0	0	3	51	0
Nov. 4	SF	6	265	44.2	4	27	39.7	0	4	53	0
Nov. 11	@CAR	8	385	48.1	6	65	40.0	0	6	51	0
Nov. 18	TB	7	257	36.7	3	3	33.4	1	3	47	0
Nov. 22	IND	4	200	50.0	3	29	42.8	0	3	52	0
Dec. 2	@STL	7	309	44.1	2	6	37.6	2	2	55	0
Dec. 10	NO	6	282	47.0	1	0	47.0	0	1	60	0
Dec. 16	@TB	6	273	45.5	5	31	37.0	1	5	63	0
Dec. 23	@ARI	5	200	40.0	1	0	40.0	0	1	49	0
Dec. 30	SEA	3	135	45.0	2	9	42.0	0	2	49	0
<b>TOTALS</b>		<b>88</b>	<b>3,824</b>	<b>43.5</b>	<b>41</b>	<b>307</b>	<b>38.8</b>	<b>5</b>	<b>30</b>	<b>63</b>	<b>0</b>

## 2006 (W/ATLANTA)

DATE	OPP	NO	YDS	AVG	RET	PUNTING					
						YDS	NET	TB	IN 20	LG	BLK
Sept. 10	@CAR	4	167	41.8	3	13	38.5	0	1	51	0
Sept. 17	TB	2	85	42.5	1	10	37.5	0	2	55	0
Sept. 25	@NO	6	265	44.2	1	11	30.6	2	1	56	1
Oct. 1	ARI	2	93	46.5	1	22	35.5	0	1	59	0
Oct. 15	NYG	6	224	37.3	1	1	37.2	0	3	54	0
Oct. 22	PIT	5	250	50.0	1	0	46.0	1	1	59	0
Oct. 29	@CIN	3	166	55.3	2	14	44.0	1	1	65	0
Nov. 5	@DET	6	238	39.7	2	30	31.1	1	2	55	0
Nov. 12	CLE	8	28	35.9	3	14	34.1	0	3	46	0
Nov. 19	@BAL	6	242	40.3	3	121	20.2	0	3	59	0
Nov. 26	NO	6	295	49.2	1	-1	46.0	1	3	65	0
Dec. 3	@WAS	4	156	39.0	1	3	30.6	0	1	43	1
Dec. 10	@TB	4	151	37.8	2	22	32.3	0	1	42	0
Dec. 16	DAL	4	172	43.0	0	0	43.0	0	0	53	0
Dec. 24	CAR	5	236	47.2	2	5	46.2	0	2	59	0
Dec. 31	@PHI	5	172	34.4	1	14	31.6	0	0	41	0
<b>TOTALS</b>		<b>76</b>	<b>3,199</b>	<b>42.1</b>	<b>25</b>	<b>279</b>	<b>35.9</b>	<b>6</b>	<b>25</b>	<b>65</b>	<b>2</b>

## 2005 (W/ATLANTA)

DATE	OPP	NO	YDS	AVG	RET	PUNTING					
						YDS	NET	TB	IN 20	LG	BLK
Sept. 12	PHI	7	281	40.1	3	28	33.3	1	1	59	0
Sept. 18	@SEA	7	347	49.6	3	19	41.1	2	2	67	0
Sept. 25	@BUF	4	144	36.0	2	24	30.0	0	2	48	0
Oct. 2	MIN	3	105	35.0	2	0	35.0	0	2	39	0
Oct. 9	NE	7	319	45.6	2	5	42.0	1	2	53	0
Oct. 16	@NO	4	189	47.3	4	7	45.5	0	0	54	0
Oct. 24	NYJ	4	161	40.3	1	18	30.8	1	1	49	0
Nov. 6	@MIA	3	114	38.0	1	0	38.0	0	1	48	0
Nov. 13	GB	5	197	39.4	2	14	36.6	0	2	53	0
Nov. 20	TB	2	77	38.5	1	2	37.5	0	0	40	0
Nov. 24	@DET	4	194	48.5	2	13	35.3	2	0	53	0
Dec. 4	@CAR	6	214	35.7	0	0	32.3	1	0	47	0
Dec. 12	NO	6	276	46.0	3	15	40.2	1	3	55	0
Dec. 18	@CIN	6	234	39.0	2	30	34.0	0	4	50	0
Dec. 24	@TB	7	314	44.9	6	55	37.0	0	3	53	0
Jan. 1	CAR	1	134	44.7	1	8	42.0	0	0	51	0
<b>TOTALS</b>		<b>78</b>	<b>3,300</b>	<b>42.3</b>	<b>35</b>	<b>238</b>	<b>36.9</b>	<b>9</b>	<b>23</b>	<b>67</b>	<b>0</b>

# 46

## JORVORSKIE LANE

FULLBACK  
HT: 5-11 WT: 258  
DOB: 2/4/87  
NFL: 3RD SEASON  
ACQ: FA, 2014  
COLLEGE: TEXAS A&M



### ACQUIRED BY BUCS:

- × Signed by Tampa Bay as a free agent on April 1, 2014.

### ORIGINALLY ENTERED NFL:

- × Originally entered the NFL as a college free agent with the Miami Dolphins on June 5, 2012.

### CAREER HIGHLIGHTS:

- × Appeared in all 16 games for the Miami Dolphins in 2012, with five starts, carrying the ball 13 times for 13 yards and two touchdowns along with 11 catches for 70 yards and one touchdown.
- × Had two kickoff returns for 42 yards and a fumble return on special teams.
- × Scored first career touchdown on a one-yard run against the New York Jets (9/23/12).
- × Made first career start against Oakland (9/16/12).
- × Made NFL debut at Houston (9/9/12).
- × Played with the West Texas Roughnecks of the Indoor Football League in 2010 where he saw action in 13 games, recording 326 all-purpose yards and 12 touchdowns.

### 2014 HIGHLIGHTS:

- × Appeared in nine games on the season, with three starts.
- × Started Week 1 vs. Carolina (9/7), where he recorded a career-long carry on a 54-yard rush, becoming the first Buccaneer listed exclusively at fullback to record a run of 50+ yards.
- × Made his first reception as a Buccaneer against St. Louis, catching a three-yard pass from QB Josh McCown.
- × Suspended Weeks 8-9 (vs. Minnesota, 10/26; at Cleveland, 11/2).
- × Started vs. Atlanta (11/9), at Washington (11/16) and at Chicago (11/23).
- × Suffered a right leg injury at Chicago and was placed on the Injured Reserve on November 24.

### COLLEGE:

- × Played four years at Texas A&M (2005-2008), appearing as a tailback his freshman through junior seasons before switching to fullback as a senior.
- × Recorded 93 rushing yards and five touchdowns as a senior (2008).
- × Finished junior season (2007) with 780 rushing yards on 168 carries (4.6 avg.) and 16 touchdowns
- × Recorded 166 carries for 725 yards and tied school record with 19 rushing touchdowns as a sophomore (2006).
- × Scored at least one touchdown in each of the first 11 games of his sophomore season.
- × Produced a first down or touchdown on 26 of 29 carries on third and fourth down in 2006.
- × As a freshman (2005), recorded 119 carries for 595 yards and nine touchdowns.
- × Had a season-high 139 rushing yards on 22 carries against Oklahoma State in 2005.
- × His nine rushing touchdowns were the fourth-best freshman performance in school history.

### PERSONAL:

- × Two-time all-state selection as a running back at Lufkin High School (Texas).
- × Rushed for 3,671 yards and 70 touchdowns and recorded 82 receptions for 1,060 yards in his high school career.
- × Averaged 16 points per game for the basketball team in high school.
- × Paternal half brother of former Green Bay Packers tight end Jermichael Finley.
- × Married to Chan Lane, the couple have three children: daughters, Javia and Jai'Unna, and son, Jorvorskie Jr.
- × Born Jorvorskie Javion Lane on February 4, 1987, in Lufkin, Texas.

### COMMUNITY:

- × In June 2015, helped host the inaugural Tampa Bay Rising Stars Football Camp for local foster children.

## LANE'S CAREER STATISTICS

YEAR	TEAM	GP	GS	RUSHING				RECEIVING					
				ATT	YDS	AVG	LG	TD	NO	YDS	AVG	LG	TD
2012	Miami	16	5	13	13	1.0	4	2	11	79	7.2	24	1
2014	Tampa Bay	9	4	3	58	19.3	54	0	1	3	3.0	3	0
NFL Totals		25	9	16	71	4.4	54	2	12	82	6.8	24	1

### ADDITIONAL STATS

Fumbles-Lost: 3-1 – 3-1 in 2012

Fumbles Recoveries: 2 – 2 in 2012

Kickoff Returns: 1 for 9 yards, at Washington, 11/16/14

## LANE'S GAME-BY-GAME STATISTICS

DATE	OPP	ATT	YDS	RUSHING			NO	YDS	RECEIVING		
				AVG	LG	TD			AVG	LG	TD
Sept. 7	CAR	1	54	54.0	54	0	0	0	-	-	0
Sept. 14	STL	0	0	-	-	0	1	3	3.0	3	0
Sept. 21	@ATL	0	0	-	-	0	0	0	-	-	0
Sept. 28	@PIT	1	2	2.0	2	0	0	0	-	-	0
Oct. 5	@NO	0	0	-	-	0	0	0	-	-	0
Oct. 19	BAL	0	0	-	-	0	0	0	-	-	0
Oct. 27	MIN				Suspended						
Nov. 2	@CLE				Suspended						
Nov. 9	ATL	0	0	-	-	0	0	0	-	-	0
Nov. 16	@WAS	0	0	-	-	0	0	0	-	-	0
Nov. 23	@CHI	1	2	2.0	2	0	0	0	-	-	0
Nov. 27	CIN				Injured Reserve						
Dec. 7	@DET				Injured Reserve						
Dec. 14	@CAR				Injured Reserve						
Dec. 21	GB				Injured Reserve						
Dec. 28	NO				Injured Reserve						
<b>TOTALS</b>		<b>3</b>	<b>58</b>	<b>19.3</b>	<b>54</b>	<b>0</b>	<b>1</b>	<b>3</b>	<b>3.0</b>	<b>3</b>	<b>0</b>

DATE (W/MIAMI)	OPP	ATT	YDS	RUSHING			NO	YDS	RECEIVING		
				AVG	LG	TD			AVG	LG	TD
Sept. 9	@HOU	0	0	-	-	0	1	24	24.0	24	0
Sept. 16	OAK	4	12	3.0	4	0	0	0	-	-	0
Sept. 23	NYJ	2	4	2.0	3	1	1	1	1.0	1	0
Sept. 30	@ARI	3	2	.7	1t	1	0	0	-	-	0
Oct. 7	@CIN	2	-5	-2.5	0	0	2	20	10.0	15	0
Oct. 14	STL	0	0	-	-	0	2	12	6.0	7	0
Oct. 28	@NYJ	0	0	-	-	0	0	0	-	-	0
Nov. 4	@IND	0	0	-	-	0	0	0	-	-	0
Nov. 11	TEN	1	0	0.0	0	0	0	0	-	-	0
Nov. 15	@BUF	1	0	0.0	0	0	0	0	-	-	0
Nov. 25	SEA	0	0	-	-	0	0	0	-	-	0
Dec. 2	NE	0	0	-	-	0	1	2	2.0	2	0
Dec. 9	@SF	0	0	-	-	0	0	0	-	-	0
Dec. 16	JAC	0	0	-	-	0	2	6	3.0	4t	1
Dec. 23	BUF	0	0	-	-	0	0	0	-	-	0
Dec. 30	@NE	0	0	-	-	0	2	14	7.0	8	0
<b>TOTALS</b>		<b>13</b>	<b>13</b>	<b>1.0</b>	<b>4</b>	<b>2</b>	<b>11</b>	<b>79</b>	<b>7.2</b>	<b>24</b>	<b>1</b>

5

**SPENCER LANNING**

**PUNTER**  
**HT: 5-11 WT: 200**  
**DOB: 5/21/88**  
**NFL: 3RD YEAR**  
**ACQ: W (CLE), 2015**  
**COLLEGE: SOUTH CAROLINA**

**ACQUIRED BY BUCS:**

- × Claimed by Tampa Bay off waivers from the Cleveland Browns on June 9, 2015.

**ORIGINALLY ENTERED NFL:**

- × Originally entered the NFL as a college free agent with the Chicago Bears on July 26, 2011.

**TRANSACTIONS:**

- × Signed with Chicago on July 26, 2011. Waived on September 2, 2011.
- × Signed by the Jacksonville Jaguars on January 4, 2012. Waived by Jacksonville on April 28, 2012.
- × Acquired by Cleveland via waivers on May 1, 2012. Waived on August 26, 2012.
- × Acquired by New York Jets via waivers on August 28, 2012. Waived on August 31, 2012.
- × Signed by Cleveland on February 13, 2013. Waived on June 6, 2015.
- × Acquired by Tampa Bay via waivers on June 9, 2015.

**CAREER HIGHLIGHTS:**

- × In 32 career games, has punted 177 times for 7,798 yards (44.1 avg.), with 53 inside the 20-yard line, 14 touchbacks, a long of 59 yards and a net average of 38.6 yards per punt.
- × Has three career special teams tackles.
- × Punted a career-high nine times for a career-high 407 yards against Indianapolis (12/7/14).
- × Threw a touchdown off of a fake field goal at Minnesota (9/22/13) and kicked the extra point on the game-winning touchdown.
- × Made NFL debut in the 2013 season opener against Miami (9/8/13), punting five times for 225 yards (45.0), with two punts inside the 20 and a 43.6 net average.
- × Also spent time with the United Football League's Sacramento Mountain Lions.

**2014 HIGHLIGHTS:**

- × Spent the season with the Cleveland Browns.
- × Played in all 16 games, punting 93 times for 4,119 yards (44.3 avg.) with 25 inside the 20, nine

touchbacks, a long of 59 yards and a net average of 39.2 yards per punt.

- × Part of a punting unit that held opponents to 0 or negative return yards in four games (vs. New Orleans, 9/14; vs. Baltimore, 9/21; vs. Tampa Bay, 11/2; at Baltimore, 12/28).
- × Punted a career-high nine times for a career-high 407 yards against Indianapolis (12/7/14), while tying a career best with five punts inside the 20.

**COLLEGE/PERSONAL:**

- × Played at South Carolina (2006-10), punting 171 times for 7,292 yards (42.6 avg.), landing 46 punts inside the 20.
- × Also kicked field goals, connecting on 34-of-44 attempts and went 80-of-84 on extra points in his final two seasons, scoring 182 points.
- × As a senior (2010), punted 54 times for 2,383 yards (44.1 avg.), putting 18 inside the 20, while scoring 102 points on 17-of-24 field goal attempts and 51-of-54 extra point attempts.
- × Only player in the SEC to handle both punting and placekicking duties as a junior (2009), punting 69 times for 2,890 yards (41.9 avg.) with 15 inside the 20, while connecting on 17-of-20 field goal attempts and 28-of-29 extra point attempts for 79 points.
- × Named a finalist for the Lou Groza Award.
- × Attended York Comprehensive High School (Rock Hill, North Carolina).
- × Kicked the game-winning field goal for the North in the North-South All-Star game, en route to being selected as the Offensive Player of the Game.
- × Born Spencer Davis Lanning on May 21, 1988 in Charlotte, North Carolina.

**COMMUNITY:**

- × In June 2015, greeted the Land O' Lakes High School Special Olympics Soccer Team at practice, congratulating the group on representing Team USA at the 2015 Special Olympics World Games in Los Angeles, CA.



## LANNING'S CAREER STATISTICS

## PUNTING

YEAR	TEAM	GP	NO	YDS	AVG	OPP						
						RET	YDS	NET	TB	IN 20	LG	BLK
2013	Cleveland	16	84	3,679	43.8	38	357	37.9	5	28	59	1
2014	Cleveland	16	93	4,119	44.3	42	295	39.2	9	25	59	0
NFL Totals		32	177	7,798	44.1	80	652	38.6	14	53	59	1

## SINGLE-GAME HIGHS

**Punts:** 9, vs. Indianapolis, 12/7/14 (w/Cleveland)  
**Gross Yards:** 407, vs. Indianapolis, 12/7/14 (w/Cleveland)  
**Gross Average (min. 4 att):** 50.5, vs. Baltimore, 11/3/13 (w/Cleveland)  
**Touchbacks:** 2, three times, last at Carolina, 12/21/14 (w/Cleveland)  
**Net Average (min. 4 att):** 46.4, at Minnesota, 9/22/13 (w/Cleveland)  
**Punts Inside the 20:** 5, twice, last vs. Indianapolis, 12/7/14 (w/Cleveland)  
**Longest Punt:** 59, three times, last vs. Cincinnati, 12/14/14 (w/Cleveland)

## ADDITIONAL STATS

**Kicking:** 1-1 on extra points – at Minnesota, 9/22/13 (w/Cleveland)  
**Passing:** 1-1, 11 yards, 1 touchdown, at Minnesota, 9/22/13 (w/Cleveland)  
**Special Teams Tackles:** 3 – 3 in 2013

## 2014

DATE	OPP	NO	YDS	AVG	RET	PUNTING					
						YDS	NET	TB	IN 20	LG	BLK
Sept. 7	@PIT	7	314	44.9	3	46	35.4	1	1	57	0
Sept. 14	NO	5	208	41.6	1	-2	42.0	0	3	48	0
Sept. 21	BAL	4	180	45.0	0	0	40.0	1	1	52	0
Sept. 28	@TEN	3	147	49.0	3	16	43.7	0	0	55	0
Oct. 5	PIT	6	244	40.7	4	11	38.8	0	2	53	0
Oct. 12	@JAC	7	353	50.4	4	41	38.9	2	2	59	0
Oct. 19	OAK	7	324	46.3	4	24	40.0	1	2	56	0
Oct. 26	TB	5	184	36.8	0	0	36.8	0	1	47	0
Nov. 9	@CIN	7	311	44.4	4	25	38.0	1	0	54	0
Nov. 13	HOU	6	231	38.5	2	5	37.7	0	3	49	0
Nov. 24	@ATL	1	41	41.0	1	12	29.0	0	0	41	0
Nov. 30	@BUF	6	254	42.3	5	47	34.5	0	1	52	0
Dec. 7	IND	9	407	45.2	3	4	42.6	1	5	56	0
Dec. 14	CIN	7	335	47.9	5	49	40.9	0	2	59	0
Dec. 21	@CAR	6	279	46.5	2	17	37.0	2	1	52	0
Dec. 28	@BAL	7	307	43.9	1	0	43.9	0	1	53	0
<b>TOTALS</b>		<b>93</b>	<b>4,119</b>	<b>44.3</b>	<b>42</b>	<b>295</b>	<b>39.2</b>	<b>9</b>	<b>25</b>	<b>59</b>	<b>0</b>

## 2013

DATE	OPP	NO	YDS	AVG	RET	PUNTING					
						YDS	NET	TB	IN 20	LG	BLK
Sept. 8	MIA	5	225	45.0	3	7	43.6	0	2	52	0
Sept. 15	@BAL	8	336	42.0	3	43	31.6	2	1	53	0
Sept. 22	@MIN	5	234	46.8	2	2	46.4	0	2	56	0
Sept. 29	CIN	5	214	42.8	2	15	39.8	0	3	59	0
Oct. 3	BUF	6	276	46.0	2	34	40.3	0	3	50	0
Oct. 13	DET	6	284	47.3	5	22	43.7	0	0	52	0
Oct. 20	@GB	3	133	44.3	1	18	31.7	1	1	56	0
Oct. 27	@KC	6	280	46.7	5	38	40.3	0	2	54	0
Nov. 3	BAL	6	303	50.5	4	71	37.4	0	2	57	0
Nov. 17	@CIN	6	231	38.5	3	39	27.4	0	0	52	1
Nov. 24	PIT	5	195	39.0	2	19	35.2	0	2	48	0
Dec. 1	JAC	4	158	39.5	0	0	34.5	1	1	55	0
Dec. 8	@NE	6	259	43.2	2	7	42.0	0	5	50	0
Dec. 15	CHI	5	211	42.2	1	21	38.0	0	2	50	0
Dec. 22	@NYJ	3	148	49.3	0	0	49.3	0	2	50	0
Dec. 29	@PIT	5	192	38.4	3	21	30.2	1	0	44	0
<b>TOTALS</b>		<b>84</b>	<b>3,679</b>	<b>43.8</b>	<b>38</b>	<b>357</b>	<b>37.9</b>	<b>5</b>	<b>28</b>	<b>59</b>	<b>1</b>

51

**DANNY LANSANAH**

LINEBACKER

HT: 6-1 WT: 235

DOB: 8/28/1985

NFL: 4TH YEAR

ACQ: FA, 2013

COLLEGE: CONNECTICUT

**ACQUIRED BY BUCS:**

- × Signed by Tampa Bay as a free agent on December 4, 2013.

**ORIGINALLY ENTERED NFL:**

- × Originally entered the NFL as a college free agent with the Green Bay Packers on May 2, 2008.
- × Returned to the NFL in 2013 and saw his first action since 2008 in season finale against New Orleans.

**CAREER HIGHLIGHTS:**

- × Has played in 22 career games, with 11 starts, recording 78 tackles on defense, eight passes defended and three interceptions, two of which he returned 27 and 33 yards, respectively, for touchdowns, while also adding four special teams tackles.
- × Made NFL debut at Seattle (10/12/08).
- × Played three seasons in the UFL, as a member of the Hartford Colonials (2010) and the Las Vegas Locomotives (2011-12).
- × After nearly five years, returned to the NFL in 2013 and made his Buccaneers debut in season finale at New Orleans (12/29).
- × Registered first career interception at Atlanta (9/18/14), which he returned 27 yards for a touchdown.
- × Recorded 10 tackles, two passes defended, and an interception of Drew Brees that he returned 33 yards for a touchdown at New Orleans (10/5/14).
- × One of four linebackers in Buccaneers history to return two interceptions for touchdowns in the same season (2014).
- × Registered career-high 14 tackles, including three for loss, vs. Cincinnati (11/30).
- × Became first player in Buccaneers history to start at three linebacker positions in the same season when he opened at middle linebacker at Detroit (12/7/14).
- × Recorded first sack of his career at Carolina (12/14/14) when he brought down Derek Anderson.

**2014 HIGHLIGHTS:**

- × Emerged from the bottom of the depth chart in training camp to become starting linebacker in Week

4. Totaled 78 tackles, including eight for loss, 1.5 sacks, three interceptions, two interception return touchdowns and eight passes defended.

- × Tied for second in NFL with two defensive return touchdowns.
- × Tied for NFL lead among linebackers, with three interceptions and is tied for the sixth-most passes defended by a linebacker with eight..
- × Started seven games at strongside linebacker, two at weakside linebacker, and two at middle linebacker to become the first player in Buccaneers history to start at all three spots in the same season.
- × Played in season opener vs. Carolina (9/7) and recorded one special teams tackle.
- × Played in a reserve role vs. St. Louis (9/14) and registered two tackles on defense and one on special teams.
- × Notched four tackles, including one for loss, at Atlanta (9/18) and recorded first career interception, which he returned 27 yards for a touchdown.
- × Made first career start in win at Pittsburgh (9/28), posting three tackles and one pass defended. Helped limit the Steelers, who entered the game with the NFL's No. 1-ranked rushing attack, to 85 yards on 27 carries (3.1 avg.).
- × Seeing most extensive time at linebacker of career, at New Orleans (10/5), recorded 10 tackles, two passes defended, and an interception of Drew Brees that he returned 33 yards for a touchdown. Became one of four linebackers in Buccaneers history to return two interceptions for touchdowns in the same season.
- × Posted five tackles vs. Baltimore (10/12).
- × Notched two tackles, including one for loss, and a pass defended vs. Minnesota (10/26).
- × Registered three tackles at Cleveland (11/2).
- × Collected six tackles, including one for loss, vs. Atlanta (11/9).
- × Recorded interception on the game's opening offensive play when he picked off Robert Griffin III in win at Washington (11/16). It was the first time in 13 years (11/18/01) that the Buccaneers had done so. Also added two tackles.

- × Moved to Will Linebacker at Chicago (11/23) in place of injured Lavonte David and posted seven tackles for defense that limited Bears to 204 yards of offense.
- × Starting at Will Linebacker, posted career-high 14 tackles, including three for loss, vs. Cincinnati (11/30).
- × Started first game at Mike Linebacker, in place of injured Mason Foster, and played all 69 defensive snaps at Detroit (12/7), where he recorded eight tackles, including for loss.
- × Starting at middle linebacker, recorded eight tackles, 1.5 sacks and one pass defended, at Carolina (12/14).
- × Posted two tackles on defense, including one for loss, one pass defended, and one special teams tackle vs. Green Bay (12/21).
- × Logged two tackles vs. New Orleans (12/28).

**COLLEGE:**

- × Played in 45 games at Connecticut (2005-07), starting 34, totaling 325 tackles, with 35 for loss, 19 passes defended, 10 interceptions, with two returned for touchdowns, 7.0 sacks and two forced fumbles.
- × Led the Huskies in tackles his final three seasons.
- × Earned first-team All-Big East honors as a senior.
- × Graduated with a degree in sociology.

**PERSONAL:**

- × Attended Harrisburg (Pennsylvania) High School.
- × Married to Sheena Lansanah.
- × Born Danny Lansanah on August 28, 1985 in Harrisburg, Pennsylvania.

**COMMUNITY:**

- × In June 2015, helped host the inaugural Tampa Bay Rising Stars Football Camp for local foster children.
- × In May 2015, helped assemble more than 300 brown bag lunches for the homeless through the community initiative Hashtag Lunchbag.

**LANSANAH'S CAREER STATISTICS**

YEAR	TEAM	TACKLES						INTERCEPTIONS					FUMBLES			ST TACKLES			
		GP	GS	TOT	SOLO	ASST	SK	YDS	NO	YDS	LG	TD	PD	FF	FR	YDS	T	S	A
2008	Green Bay	5	0	0	0	0	0.0	0.0	0	0	0	0	0	0	0	0	2	2	0
2013	Tampa Bay	1	0	0	0	0	0.0	0.0	0	0	0	0	0	0	0	0	0	0	0
2014	Tampa Bay	16	11	79	58	21	1.5	2.0	3	60	33t	2	8	0	0	0	3	3	0
<b>NFL Totals</b>		<b>22</b>	<b>11</b>	<b>78</b>	<b>58</b>	<b>20</b>	<b>1.5</b>	<b>2.0</b>	<b>3</b>	<b>60</b>	<b>33t</b>	<b>2</b>	<b>8</b>	<b>0</b>	<b>0</b>	<b>0</b>	<b>5</b>	<b>5</b>	<b>0</b>

**SINGLE-GAME HIGHS**

**Tackles:** 14, vs. Cincinnati, 11/30/14  
**Interceptions:** 1, two times, last at New Orleans, 10/5/14  
**Passes Defended:** 2, at New Orleans, 10/5/14  
**Sacks:** 1.5, at Carolina, 12/14/14  
**Touchdowns:** 1, two times, last at New Orleans, 10/5/14

# LANSANAH'S GAME-BY-GAME STATISTICS

COACHING

PLAYERS

2014 REVIEW

HISTORY

RECORDS

SIDELINES

2014		TACKLES							INTERCEPTIONS							FUMBLES			ST TACKLES		
DATE	OPP	T	S	A	TFL	SK	YDS	QH	NO	YDS	LG	TD	PD	FF	FR	YDS	T	S	A		
Sept. 7	CAR	0	0	0	0	0.0	0.0	0	0	0	0	0	0	0	0	0	1	1	0		
Sept. 14	STL	2	2	0	0	0.0	0.0	0	0	0	0	0	0	0	0	0	1	1	0		
Sept. 18	@ATL	4	4	0	1	0.0	0.0	0	1	27	27t	1	1	0	0	0	0	0	0		
Sept. 28	@PIT	3	1	2	0	0.0	0.0	0	0	0	0	0	1	0	0	0	0	0	0		
Oct. 5	@NO	10	7	3	0	0.0	0.0	0	1	33	33t	1	2	0	0	0	0	0	0		
Oct. 12	BAL	5	4	1	0	0.0	0.0	0	0	0	0	0	0	0	0	0	0	0	0		
Oct. 26	MIN	2	1	1	1	0.0	0.0	0	0	0	0	0	1	0	0	0	0	0	0		
Nov. 2	@CLE	3	1	2	0	0.0	0.0	0	0	0	0	0	0	0	0	0	0	0	0		
Nov. 9	ATL	6	4	2	1	0.0	0.0	0	0	0	0	0	0	0	0	0	0	0	0		
Nov. 16	@WAS	2	2	0	0	0.0	0.0	0	1	0	0	0	1	0	0	0	0	0	0		
Nov. 23	@CHI	7	6	1	0	0.0	0.0	0	0	0	0	0	0	0	0	0	0	0	0		
Nov. 30	CIN	15	13	2	3	0.0	0.0	0	0	0	0	0	0	0	0	0	0	0	0		
Dec. 7	@DET	8	7	1	1	0.0	0.0	0	0	0	0	0	0	0	0	0	0	0	0		
Dec. 14	@CAR	8	3	5	0	1.5	2.0	2	0	0	0	0	1	0	0	0	0	0	0		
Dec. 21	GB	2	2	0	1	0.0	0.0	0	0	0	0	0	1	0	0	0	1	1	0		
Dec. 28	NO	2	1	1	0	0.0	0.0	0	0	0	0	0	0	0	0	0	0	0	0		
<b>TOTALS</b>		<b>78</b>	<b>58</b>	<b>20</b>	<b>8</b>	<b>1.5</b>	<b>2.0</b>	<b>2</b>	<b>3</b>	<b>60</b>	<b>33T</b>	<b>2</b>	<b>8</b>	<b>0</b>	<b>0</b>	<b>0</b>	<b>3</b>	<b>3</b>	<b>0</b>		

2008 (w/GREEN BAY)		TACKLES							INTERCEPTIONS							FUMBLES			ST TACKLES			
DATE	OPP	T	S	A	TFL	SK	YDS	QH	NO	YDS	LG	TD	PD	FF	FR	YDS	T	S	A			
Sept. 8	MIN								Green Bay Practice Squad													
Sept. 14	@DET								Green Bay Practice Squad													
Sept. 21	DAL								Green Bay Practice Squad													
Sept. 28	@TB								Green Bay Practice Squad													
Oct. 5	ATL								Green Bay Practice Squad													
Oct. 12	@SEA	0	0	0	0	0.0	0.0	0	0	0	0	0	0	0	0	0	0	0	0			
Oct. 19	IND	0	0	0	0	0.0	0.0	0	0	0	0	0	0	0	0	0	0	0	0			
Nov. 2	@TEN								Inactive													
Nov. 9	@MIN								Inactive													
Nov. 16	CHI	0	0	0	0	0.0	0.0	0	0	0	0	0	0	0	0	0	1	1	0			
Nov. 24	@NO	0	0	0	0	0.0	0.0	0	0	0	0	0	0	0	0	0	0	0	0			
Nov. 30	CAR								Inactive													
Dec. 7	HOU	0	0	0	0	0.0	0.0	0	0	0	0	0	0	0	0	0	1	1	0			
Dec. 14	@JAC								Inactive													
Dec. 22	@CHI								Inactive													
Dec. 28	DET								Inactive													
<b>TOTALS</b>		<b>0</b>	<b>0</b>	<b>0</b>	<b>0</b>	<b>0.0</b>	<b>0.0</b>	<b>0.0</b>	<b>0</b>	<b>0</b>	<b>0</b>	<b>0</b>	<b>0</b>	<b>0</b>	<b>0</b>	<b>0</b>	<b>2</b>	<b>2</b>	<b>0</b>			

45

**ORIE LEMON**

LINEBACKER  
 HT: 6-1 WT: 235  
 DOB: 9/9/87  
 NFL: 5TH YEAR  
 ACQ: FA, 2014  
 COLLEGE: OKLAHOMA STATE

**ACQUIRED BY BUCS:**

- × Signed by Tampa Bay as a free agent on October 23, 2014.

**ORIGINALLY ENTERED NFL:**

- × Originally entered the NFL as a college free agent with the Dallas Cowboys on July 28, 2011.

**CAREER HIGHLIGHTS:**

- × Has played in 18 career games, with three starts, recording 20 tackles, including five for loss, one fumble recovery and seven special teams tackles.
- × Recorded career-high three special teams tackles in win at Washington (11/18/14).
- × Registered first career defensive tackle vs. N.Y. Giants (10/28/12).
- × Tallied first special teams tackle against the Chicago Bears (10/1/12).
- × Made NFL debut as a member of the Dallas Cowboys vs. Tampa Bay (9/23/12).
- × Has also spent time with Dallas, Arizona and Kansas City.
- × Started first career game vs. Cincinnati (11/30/14), and recorded five tackles, including one for loss, on defense and one on special teams.

**2014 HIGHLIGHTS:**

- × Played in 10 games, with three starts, totaling 17 tackles on defense and six on special teams.
- × Made Buccaneers debut against Minnesota (10/26), recording a special teams tackle.
- × Played 17 snaps on special teams and one on defense at Cleveland (11/2).
- × Played in a reserve role vs. Atlanta (11/9).
- × Led team and posted career-high three special teams tackles in win at Washington (11/16).

- × Served as primary Sam Linebacker as Danny Lannan moved to Will in place of injured Lavonte David. Saw 26 snaps on defense, registering one tackle for loss for unit that limited Bears to 204 yards of offense.

- × Made first career start vs. Cincinnati (11/30) and recorded five tackles, including one for loss, on defense and one on special teams. Also recovered an onside kick attempt by Cincinnati, returning it eight yards, leading to a 42-yard field goal.
- × Made five tackles, including one for loss, at Detroit (12/7).
- × Started at strongside linebacker at Carolina (12/14), recording three tackles, including two for loss, on defense, and one on special teams.
- × Started and recorded three tackles vs. New Orleans (12/28).

**COLLEGE:**

- × Attended Oklahoma State (2006-10).
- × Following a redshirt year due to injury in 2009, returned for a fifth year in 2010, earning first-team All-Big 12 honors after recording 133 tackles, the 12th-most in the NCAA.
- × Started all 13 games as a junior (2008), finishing with 90 tackles, two forced fumbles and two fumble recoveries.
- × Played in seven games as a true freshman (2006) and five games as a sophomore (2007).
- × Majored in education.
- × Attended Yates High School (Houston, Texas).
- × Played quarterback, passing for 1,214 yards and 14 touchdowns and rushed for 600 yards and 12 touchdowns as a senior.
- × Born Orie Lemon on September 9, 1987 in Houston, Texas.



## LEMON'S CAREER STATISTICS

YEAR	TEAM	TACKLES						INTERCEPTIONS						FUMBLES			ST TACKLES		
		GP	GS	TOT	SOLO	ASST	SK	YDS	NO	YDS	LG	TD	PD	FF	FR	YDS	T	S	A
2012	Dallas	5	0	3	1	2	0.0	0.0	0	0	0	0	0	0	0	0	2	1	1
2013	Dallas	3	0	0	0	0	0.0	0.0	0	0	0	0	0	0	0	0	0	0	
2014	Tampa Bay	10	3	17	13	4	0.0	0.0	0	0	0	0	0	0	0	6	6	0	
<b>NFL Totals</b>		<b>18</b>	<b>3</b>	<b>20</b>	<b>14</b>	<b>6</b>	<b>0.0</b>	<b>0.0</b>	<b>0</b>	<b>0</b>	<b>0</b>	<b>0</b>	<b>0</b>	<b>0</b>	<b>0</b>	<b>8</b>	<b>7</b>	<b>1</b>	

## LEMON'S GAME-BY-GAME STATISTICS

### 2014

DATE	OPP	TACKLES						INTERCEPTIONS						FUMBLES			ST TACKLES		
		T	S	A	TFL	SK	YDS	QH	NO	YDS	LG	TD	PD	FF	FR	YDS	T	S	A
Sept. 7	CAR	Inactive w/Dallas																	
Sept. 14	STL	Not With Team																	
Sept. 18	@ATL	Not With Team																	
Sept. 28	@PIT	Not With Team																	
Oct. 5	@NO	Not With Team																	
Oct. 12	BAL	Not With Team																	
Oct. 26	MIN	0	0	0	0	0.0	0.0	0	0	0	0	0	0	0	0	0	1	1	0
Nov. 2	@CLE	0	0	0	0	0.0	0.0	0	0	0	0	0	0	0	0	0	0	0	0
Nov. 9	ATL	0	0	0	0	0.0	0.0	0	0	0	0	0	0	0	0	0	0	0	0
Nov. 16	@WAS	0	0	0	0	0.0	0.0	0	0	0	0	0	0	0	0	0	3	3	0
Nov. 23	@CHI	1	1	0	0	0.0	0.0	0	0	0	0	0	0	0	0	0	0	0	0
Nov. 30	CIN	5	3	2	1	0.0	0.0	0	0	0	0	0	0	0	0	0	1	1	0
Dec. 7	@DET	5	4	1	1	0.0	0.0	0	0	0	0	0	0	0	0	0	0	0	0
Dec. 14	@CAR	3	2	1	2	0.0	0.0	0	0	0	0	0	0	0	0	0	1	1	0
Dec. 21	GB	0	0	0	0	0.0	0.0	0	0	0	0	0	0	0	0	0	0	0	0
Dec. 28	NO	3	3	0	0	0.0	0.0	0	0	0	0	0	0	0	0	0	0	0	0
<b>TOTALS</b>		<b>17</b>	<b>13</b>	<b>4</b>	<b>5</b>	<b>0.0</b>	<b>0.0</b>	<b>0</b>	<b>0</b>	<b>0</b>	<b>0</b>	<b>0</b>	<b>0</b>	<b>0</b>	<b>0</b>	<b>0</b>	<b>6</b>	<b>6</b>	<b>0</b>

### 2012 (w/DALLAS)

DATE	OPP	TACKLES						INTERCEPTIONS						FUMBLES			ST TACKLES		
		T	S	A	TFL	SK	YDS	QH	NO	YDS	LG	TD	PD	FF	FR	YDS	T	S	A
Sept. 5	@NYG	Dallas Practice Squad																	
Sept. 16	@SEA	Dallas Practice Squad																	
Sept. 23	TB	0	0	0	0	0.0	0.0	0	0	0	0	0	0	0	1	0	0	0	0
Oct. 1	CHI	0	0	0	0	0.0	0.0	0	0	0	0	0	0	0	0	0	1	1	0
Oct. 14	@BAL	Inactive																	
Oct. 21	@CAR	0	0	0	0	0.0	0.0	0	0	0	0	0	0	0	0	0	0	0	0
Oct. 28	NYG	3	1	2	0	0.0	0.0	0	0	0	0	0	0	0	0	0	1	0	1
Nov. 4	@ATL	0	0	0	0	0.0	0.0	0	0	0	0	0	0	0	0	0	0	0	0
Nov. 11	@PHI	Injured Reserve																	
Nov. 18	CLE	Injured Reserve																	
Nov. 22	WAS	Injured Reserve																	
Dec. 2	PHI	Injured Reserve																	
Dec. 9	@CIN	Injured Reserve																	
Dec. 16	PIT	Injured Reserve																	
Dec. 23	NO	Injured Reserve																	
Dec. 30	@WAS	Injured Reserve																	
<b>TOTALS</b>		<b>3</b>	<b>1</b>	<b>2</b>	<b>0</b>	<b>0.0</b>	<b>0.0</b>	<b>0</b>	<b>0</b>	<b>0</b>	<b>0</b>	<b>0</b>	<b>0</b>	<b>0</b>	<b>1</b>	<b>0</b>	<b>2</b>	<b>1</b>	<b>1</b>

4

**SETH LOBATO**

QUARTERBACK  
 HT: 6-6 WT: 223  
 DOB: 12/5/90  
 NFL: 1ST YEAR  
 ACQ: FA-'15  
 COLLEGE: NORTHERN COLORADO

**ACQUIRED BY BUCS:**

- × Signed as a free agent by Tampa Bay on January 1, 2015.

**ORIGINALLY ENTERED NFL:**

- × Originally entered the league as a college free agent with the Indianapolis Colts on May 11, 2014.

**TRANSACTIONS:**

- × Signed by Indianapolis on May 11, 2014. Waived on June 3, 2014.
- × Signed by the Miami Dolphins on July 29, 2014. Waived on August 30, 2014.
- × Signed to Miami's practice squad on September 1, 2014. Release from practice squad on October 28, 2014.
- × Signed by Tampa Bay on January 1, 2015.

**2014 HIGHLIGHTS:**

- × Spent part of the 2014 season on the Miami Dolphins practice squad.

**COLLEGE:**

- × Spent four seasons at Northern Colorado, (2010-13), completing 637-of-1,126 passes (56.6 pct.) for 8,080 yards and 53 touchdowns with 34 interceptions. Also rushed for six touchdowns.
- × Holds Division I school records for touchdowns, passing yards and total offense (8,098), and ranks second in passing yards and total offense in the school's all-time records.
- × Named to the Big Sky All-Academic team in both 2011 and 2012.
- × Started all 10 games as a senior (2013), completing 197-of-347 passes for 2,715 yards and 16 touchdowns with 13 interceptions. Added two rushing touchdowns.
- × Earned honorable mention All-Big Sky honors as a junior (2012), after completing 231-of-396 (58.3 pct.) passes for 2,797 yards with 19 touchdowns and 10 interceptions, while contributing three rushing touchdowns.

- × His 2,797 passing yards and 19 touchdown passes are the most by any UNC quarterback since the school transitioned to Division I.
- × Threw for a career-best five touchdown passes against Idaho State, earning Big Sky Player of the Week.
- × As a sophomore (2009) took over as the starter in all 10 games on the year, completing 199-of-365 passes (54.5 pct.) for 2,448 yards and 17 touchdowns with 10 interceptions. Also rushed for 57 yards and one touchdown.
- × Threw for a career-high 430 yards against North Dakota, with four touchdowns. His 430 yards were the second-highest mark in school history.
- × Played in four games as a freshman, completing 10-of-18 passes (55.6 pct.) for 120 yards and one touchdown, with one interception.
- × Redshirted at the University of Colorado in 2009.
- × Majored in Sport & Exercise Science.

**PERSONAL:**

- × Attended Eaton High School (Eaton, Colorado).
- × Set school records in passing yards (5,944), touchdown passes (58) and total offense (6,977).
- × Earned first-team All-State (2A) honors as a senior, after earning second-team honors as a junior and honorable mention as a sophomore.
- × Named All-Patriot League in both his junior and senior seasons.
- × Also lettered in basketball, where he led his team to three Patriot League titles and the 2007 state championship, where he earned tournament MVP honors.
- × A three-time first-team Academic All-State selection in basketball and a two-time honoree in football.
- × Born Seth Lobato on December 5, 1990 in Greeley, CO

**COMMUNITY:**

- × Participated in the 2015 Tranquil Shores Children's Foundation Golf Classic.

**LOGAN MANKINS****70****GUARD****HT: 6-4 WT: 308****DOB: 3/10/82****NFL: 11TH YEAR****ACQ: T (NE), 2014****COLLEGE: FRESNO STATE****ACQUIRED BY BUCS:**

- × Joined Tampa Bay on August 26, 2014, in a trade with the New England Patriots.

**ORIGINALLY ENTERED NFL:**

- × Originally selected by the New England Patriots in the first round (32nd overall) of the 2005 NFL Draft.

**CAREER HIGHLIGHTS:**

- × Has started all 146 regular season games he has played in, as well as all 17 postseason contests.
- × Played for the New England Patriots for nine seasons (2005-13), before joining Tampa Bay.
- × A six-time Pro Bowl selection (2007, 2009-13).
- × A five-time All-Pro selection (First Team: 2010, Second Team: 2007, 2009, 2011, 2013).
- × Selected to the New England Patriots All-2000s team and 50th Anniversary team.
- × Voted as team captain three times with the Patriots.
- × Won the 2012 Ed Block Courage Award, given annually to players who are voted by their teammates as role models of inspiration, sportsmanship and courage.
- × During his tenure with New England, was a member of teams that won eight AFC East championships (2005-07, 2009-13) and two AFC championships (2007, 2011).
- × Was part of one of the top offenses in the NFL with New England, with the team finishing in the top 10 in points scored every season (2005-13), including three seasons where the team led the NFL (2007, 2010, 2012). The team also ranked in the top 10 in yardage in eight of Mankins' nine seasons with the club (2005, 2007-13).
- × A member of an offensive line that has allowed the sixth-fewest sacks in the NFL since 2005.
- × Has blocked for two different 1,000-yard rushers.
- × Scored a touchdown in the 2006 AFC Championship game, recovering a fumble from Patriots QB Tom Brady in the end zone.
- × Named to the Pro Football Weekly All-Rookie Team in 2005.

- × Started in his first career game, against Oakland (9/8/05).

**2014 HIGHLIGHTS:**

- × Has started 15 games on the season.
- × Made Buccaneers debut vs. Carolina (9/7), starting at left guard.
- × Started vs. St. Louis (9/14), helping pave the way for Bobby Rainey's 144-yard rushing day.
- × At Carolina (12/14) helped pave the way for 151 rushing yards on 23 carries (6.6 avg.), Tampa Bay's second-highest rushing total of the season and their highest yards per carry since 2012.
- × Against New Orleans (12/28), helped pave the way for 183 rushing yards by the Buccaneers, the most the team had recorded since 2013 (11/17/13 vs. Atlanta).

**COLLEGE:**

- × A standout at Fresno State (2000-04), All-American Dream Team selection as a senior and rated the best offensive guard prospect in college football by The NFL Draft Report.
- × First-team All-Western Athletic Conference selection.
- × First offensive lineman in Fresno State history to be selected team MVP.
- × Selected to the Outland Trophy Award Watch List in 2004.
- × Did not allow a sack or pressure his senior season.
- × Majored in agriculture.

**COMMUNITY:**

- × Helped sponsor the 2014 "Turkey Time with the O-Line," a Thanksgiving program carried out by the offensive line which provided 750 meals for local families in need.

**PERSONAL:**

- × Attended Mariposa High School (Catheys Valley, California).

- × Was named all-league and his team's most valuable player.
- × Supporter of Tufts Floating Hospital for Children in Boston.
- × He and his wife, Kara, have four children.
- × Son of Jill and Tim Mankins.
- × Born Logan Mankins in Catheys Valley, California, on March 10, 1982.

## MANKINS' CAREER STATISTICS

Games/Starts: NE: 2005: 16/16 (P: 2/2); 2006: 16/16 (P: 3/3); 2007: 16/16 (P: 3/3); 2008: 16/16; 2009: 16/16 (P: 1/1); 2010: 9/9 (P: 1/1); 2011: 15/15 (P: 3/3); 2012: 10/10 (P: 2/2); 2013: 16/16 (P: 2/2); TB: 2014: 16/16

Career Totals: 146/146 (P: 17/17)

Touchdowns: 1, at Indianapolis, 1/21/07 (fumble recovery in end zone)

Receptions: 1 for -9 yards, at Cincinnati (10/1/07)

Fumble Recoveries: 4 (at Kansas City, 11/27/05; at Indianapolis, 1/21/07\*; vs. N.Y. Jets, 1/16/11\*\*; vs. Indianapolis 1/11/14\*\*)

Miscellaneous Tackles: 10 - 1 in 2014, 1 in 2013, 1 in 2009, 3 in 2008, 2 in 2006, 2 in 2005 (1 in Divisional Playoff vs. Denver, 1/14/06)

\*Conference Championship Game

\*\*Divisional Playoff Game

P=Playoffs

# 74

## ALI MARPET

GUARD

HT: 6-4 WT: 307

DOB: 4/17/93

NFL: ROOKIE

ACQ: D2B-'15

COLLEGE: HOBART



### ACQUIRED BY BUCS:

- × Selected in the second round (61st overall) of the 2015 NFL Draft by the Buccaneers.

### COLLEGE:

- × Played in 43 games at Hobart (2011-14).
- × Played in the 2015 Senior Bowl.
- × A two-time captain.
- × Started 13 games as a senior (2014).
- × Highly decorated as a senior, being named American Football Coaches Association (AFCA) All-American, D3football.com first-team All-American, second-team AP Little All-America, Jewish Sports Review All-American, D3football.com first-team All-East, first-team Eastern Collegiate Athletic Conference (ECAC) North All-Star and unanimous first-team All-Liberty League selection.
- × Named Liberty League Co-Offensive Player of the Year, becoming the first offensive lineman in league history to earn the distinction.
- × Earned the Bill Middleton Memorial Football Award, given annually to the member of the football team whose offensive performance has been most valuable to the team.
- × Did not allow a sack all season.
- × Started the 11 games he played in as a junior (2013)

- × Selected as a Jewish Sports Review All-American, while being named D3football.com second-team All-East, ECAC North second-team All-Star, first-team All-Liberty League and Liberty League All-Academic.
- × Earned the Tryon Football Award, given annually to the outstanding lineman of the Hobart football team whose sportsmanship, team play and performance have contributed significantly to the team.
- × As a sophomore (2012), started 13 games.
- × Named second-team D3football.com All-East and first-team All-Liberty League.
- × Part of an offensive line that allowed the fewest sacks in the Liberty League.
- × Appeared in six games as a freshman (2011).

### PERSONAL:

- × Majored in Sport & Exercise Science. Attended Hastings High School (Hastings-on-Hudson, New York).
- × Played offensive tackle and defensive end.
- × Named second-team All-State and earned all-section honors.
- × Also played basketball at Hastings, earning all-league selection two times.
- × Born Ali Marpet on April 17, 1993 in Hastings-on-Hudson, New York.

## COMMUNITY:

- x Had his head shaved by children battling cancer for the Buccaneers 2015 Cut for a Cure to raise funds and awareness for the Pediatric Cancer Foundation.
- x In May 2015, toured MacDill Air Force Base to greet military servicemen and servicewomen and learn

about the important role that the base plays in the Tampa community.

- x In May 2015, visited wounded warriors recovering from injury and illness at James A. Haley Veterans' Hospital in Tampa.



## ACQUIRED BY BUCS:

- x Selected in the first round (31st overall) of the 2012 NFL Draft by the Buccaneers.

## CAREER HIGHLIGHTS:

- x Started all 33 games he has played, recording 580 rushes for 2,404 yards and 14 touchdowns, with 74 receptions for 602 yards and one touchdown.
- x Has seven career 100-yard rushing games.
- x Ranks ninth in rushing yards and is 10th in rushing touchdowns in franchise history
- x Selected to the 2013 Pro Bowl.
- x Started in his NFL debut against Carolina (9/9/12), recording 24 rushes for 94 yards, while adding four catches for 23 yards.
- x Recorded his first career rushing touchdown at the New York Giants (9/16/12).
- x Tallied his first 100-yard rushing game at Minnesota (10/25/12).
- x Rushed for 251 yards at Oakland (11/4/12), the highest total in franchise history and the 10th-most in NFL history.
- x Also rushed for four touchdowns at Oakland, becoming the first Buccaneer to do so, and the second player in NFL history with 250+ yards and four touchdowns in the same game.
- x Holds the franchise rookie records for rushing yards (1,454), rushing touchdowns (11), scrimmage yards (1,926) and scrimmage touchdowns (12).
- x His 1,926 yards from scrimmage as a rookie is the third-highest total in NFL history, trailing only Eric Dickerson (2,212 in 1984) and Edgerrin James (2,139 in 1999).
- x Recorded 10 games with 100+ yards from scrimmage during 2012, the most ever by a Buccaneer.

## 2014 HIGHLIGHTS:

- x Started 11 games on the season, rushing 134 times for 494 yards (3.7 avg.) and two touchdowns, with 13 catches for 64 yards (4.9 avg.).
- x Inactive vs. St. Louis (9/14) and at Atlanta (9/18) with a knee injury; inactive at Cleveland (11/2), vs. Atlanta (11/9) and at Washington (11/16) with an ankle injury.
- x Returning from injury at Pittsburgh (9/28), recorded 40 yards on 13 rushes and one touchdown, as well as two receptions for 16 yards.
- x With his rushing touchdown at Pittsburgh (9/28), now has 13 career rushing scores, tying for 10th-most in franchise history.
- x With 45 rushing yards at New Orleans, Martin reached 2,004 rushing yards for his career, becoming only the 10th player in franchise history to reach 2,000 rushing yards.
- x Martin's 27 rushing yards at Chicago (11/23) brought his career total to 2,103 yards, the ninth-most career rushing yards in franchise history.
- x Recording 18 rushes for 58 yards vs. Cincinnati (11/30), including a seven-yard touchdown run, marking the 10th-most career rushing touchdowns in franchise history with 14.
- x At Carolina (12/14), rushed 96 yards on 14 attempts, including a 63-yard rush that marked the team's longest play from scrimmage on the season and the third-longest rush of Martin's career (70 and 67, at Oakland, 11/4/2012).
- x Tallied his first 100-yard rushing game against New Orleans (12/28), recording 19 carries for 108 yards (5.7 avg.).



**COLLEGE:**

- x Is the first player from Boise State University to be drafted by the Buccaneers.
- x Fifth running back selected by the Buccaneers in the first round and the first running back from Boise State to be selected in the first round (sixth overall).
- x One of two Boise State players to be selected in the first round of the 2012 NFL Draft, the most in school history.
- x Became only the fourth Bronco to rush for 1,000+ yards twice in their career.
- x Team captain who started 25-of-51 games at Boise State (2007-11), including 25 of his final 26 games.
- x Throughout career, collected 3,431 yards rushing on 617 carries (5.6 avg), and 43 rushing touchdowns.
- x Added 67 receptions for 715 yards (10.7 avg) and four receiving touchdowns, as well as 26 kickoff returns for 739 yards (28.4 avg) and one touchdown.
- x Ranks third in school history with 43 rushing touchdowns and 48 total touchdowns, fifth with 3,431 rushing yards and sixth with 617 rushing attempts.
- x A first-team All-Mountain West Conference selection in 2011 and All-Western Athletic Conference in 2010.
- x As a senior, rushed 263 times for 1,299 yards and 16 touchdowns, while adding 28 receptions for 255 yards and two touchdowns.
- x Ranked second in the conference and 23rd nationally with an average of 99.92 rushing yards per game.
- x Had a school-record 100-yard kickoff return for a touchdown against Arizona State in the MAACO Bowl Las Vegas.
- x Named Boise State's Offensive Most Valuable Player in 2011.
- x Started all 13 games at tailback as a junior, rushing 201 times for 1,260 yards (6.3 avg) and 12 touchdowns.
- x Recorded six games of more than 100 yards rushing in 2011.
- x Received the team's Iron Bronco Award for strength.
- x In 2009, led the team with 15 touchdowns, while gaining 765 yards rushing in 14 games played.
- x Also added 16 defensive tackles and a forced fumble while playing cornerback for the first three games of the season.
- x Scored the winning touchdown of the 2010 Tostitos Fiesta Bowl.
- x Won the Dennis Erickson (Valor) Award as voted on by team coaches.
- x Majored in business.

**COMMUNITY:**

- x In May 2015, visited Tampa Bay Buccaneers Field in Clearwater to present a \$10,000 PLAY 60 grant and lead children through football drills.
- x Participated in a Buccaneers Academy Fitness Zone ribbon cutting ceremony at Graham Elementary in May 2014 and helped lead students through PLAY 60 drills.
- x Sponsors the "Martin's VIP's" Front Row Fans section to provide a special gameday experience at Raymond James Stadium for local charities.
- x In March 2014, served as a marquee participant in the Buccaneers' Uniform Showcase at Raymond James Stadium as part of the team's new uniform reveal to the public.
- x In September 2013, helped host a Futbol Americano Celebration at Webb Middle School in celebration of the NFL's Hispanic Heritage Month through football drills, salsa dancing, and Hispanic cultural music.
- x In June 2013, greeted fans at the Bucs Beach Bash, presented by Miller Lite.
- x Visited youth at All Children's Hospital in St. Petersburg and sang holiday carols to residents at Westminster Palms retirement home in December 2012.
- x Helped host a lunch for service members at Coast Guard Air Station Clearwater and visited veterans recovering from injury and illness at Bay Pines VA Hospital in November 2012.
- x In October 2012, served dinner to breast cancer patients and families staying at the American Cancer Society's Hope Lodge in Tampa, where Barth also helped present a \$5,000 donation in honor of Breast Cancer Awareness Month.
- x Supported the Buccaneers "Wall of Hope" celebration in September 2012 by hosting pediatric cancer patients at One Buccaneer Place for a ceremonial event to raise awareness for the Pediatric Cancer Foundation.
- x Participated in the annual "Chalk Talk with the Buccaneers" chamber of commerce luncheon in September 2012, greeting fans and speaking on the excitement for the 2012 season.
- x In June 2012, visited MacDill Air Force Base to tour a hurricane aircraft, witness a military dog training session, and thank civilian workers and active duty military for their service.
- x Hosted an educational scavenger hunt for children from the Boys & Girls Clubs of Tampa Bay at Busch Gardens Tampa in June 2012.
- x Signed autographs, handed out Buccaneers teddy bears, and greeted patients at St. Joseph's Children's Hospital in May 2012.

**PERSONAL:**

- x Attended St. Mary's High School (Stockton, California).
- x During senior season, amassed 1,234 yards on 171 carries and 14 touchdowns winning the team's MVP award.
- x As a junior, rushed 228 times for 1,950 yards and 18 touchdowns, earning first-team all-selection and all-area honors by the Stockton Record and All-San Joaquin accolades by Comcast Sports.
- x Also was named Stockton Sports Hall of Fame Best Offensive Back in San Joaquin County as well as All-State honorable mention by the Stockton Record.
- x Added two letters at St. Mary's while competing in track and field.
- x Son of Douglas and Leslie Martin.
- x Born Douglas Martin on January 13, 1989, in Stockton, California.

**MARTIN'S CAREER STATISTICS**

YEAR	TEAM	GP	GS	RUSHING					RECEIVING				
				ATT	YDS	AVG	LG	TD	NO	YDS	AVG	LG	TD
2012	Tampa Bay	16	16	319	1,454	4.6	70t	11	49	472	9.6	64t	1
2013	Tampa Bay	6	6	127	456	3.6	28	1	12	66	5.5	13	0
2014	Tampa Bay	11	11	134	494	3.7	63	2	13	64	4.9	20	0
<b>NFL Totals</b>		<b>33</b>	<b>33</b>	<b>580</b>	<b>2,404</b>	<b>4.1</b>	<b>70t</b>	<b>14</b>	<b>74</b>	<b>602</b>	<b>8.1</b>	<b>64t</b>	<b>1</b>

**SINGLE-GAME HIGHS**

**Rushes:** 29, twice, last vs. New Orleans, 9/15/13  
**Rushing Yards:** 251, at Oakland, 11/4/12  
**Rushing TDs:** 4, at Oakland, 11/4/12  
**Receptions:** 7, vs. St. Louis, 12/23/12  
**Receiving Yards:** 79, at Minnesota, 10/25/12  
**Receiving TDs:** 1, at Minnesota, 10/25/12  
 7 100-Yard Rushing Games

**ADDITIONAL STATS**

**Fumbles-Lost:** 3-2 – 1-1 in 2012, 2-1 in 2013.  
**Fumble Recoveries:** 2 – 1 in 2012, 1 in 2013.  
**Kick Returns:** 1 for 40 yards (9/8/13, at N.Y. Jets)  
**Misc. Tackles:** 2 – 1 in 2012, 1 in 2013.

**MARTIN'S GAME-BY-GAME STATISTICS**

2014 DATE	OPP	ATT	YDS	RUSHING			TD	NO	YDS	RECEIVING		
				AVG	LG	TD				AVG	LG	TD
Sept. 7	CAR	9	9	1.0	4	0	1	7	7.0	7	0	
Sept. 14	STL				Inactive							
Sept. 21	@ATL				Inactive							
Sept. 28	@PIT	13	40	3.1	9	1	2	16	8.0	9	0	
Oct. 5	@NO	14	45	3.2	16	0	3	29	9.7	20	0	
Oct. 19	BAL	11	45	4.1	19	0	1	3	3.0	3	0	
Oct. 27	MIN	10	27	2.7	7	0	2	-1	-0.5	2	0	
Nov. 2	@CLE				Inactive							
Nov. 9	ATL				Inactive							
Nov. 16	@WAS				Inactive							
Nov. 23	@CHI	11	27	2.5	10	0	1	4	4.0	4	0	
Nov. 27	CIN	18	58	3.2	10	1	1	3	3.0	3	0	
Dec. 7	@DET	5	22	4.4	9	0	1	0	0.0	0	0	
Dec. 14	@CAR	14	96	6.9	63	0	1	3	3.0	3	0	
Dec. 21	GB	10	17	1.7	4	0	0	0	-	-	0	
Dec. 28	NO	19	108	5.7	45	0	0	0	-	-	1	
<b>TOTALS</b>		<b>134</b>	<b>494</b>	<b>3.7</b>	<b>63</b>	<b>2</b>	<b>13</b>	<b>64</b>	<b>4.9</b>	<b>20</b>	<b>1</b>	

## 2013

DATE	OPP	ATT	YDS	RUSHING			NO	YDS	RECEIVING		
				AVG	LG	TD			AVG	LG	TD
Sept. 8	@NYJ	24	65	2.7	17	1	2	-1	-0.5	2	0
Sept. 15	NO	29	144	5.0	28	0	0	0	-	-	0
Sept. 22	@NE	20	88	4.4	11	0	2	20	10.0	13	0
Sept. 29	ARI	27	45	1.7	12	0	3	16	5.3	12	0
Oct. 13	PHI	16	67	4.2	24	0	4	24	6.0	10	0
Oct. 20	@ATL	11	47	4.3	16	0	1	7	7.0	7	0
Oct. 24	CAR										
Nov. 3	@SEA										
Nov. 11	MIA										
Nov. 17	ATL										
Nov. 24	@DET										
Dec. 1	@CAR										
Dec. 8	BUF										
Dec. 15	SF										
Dec. 22	@STL										
Dec. 29	@NO										
<b>TOTALS</b>		<b>127</b>	<b>456</b>	<b>3.6</b>	<b>28</b>	<b>1</b>	<b>12</b>	<b>66</b>	<b>5.5</b>	<b>13</b>	<b>0</b>

## 2012

DATE	OPP	ATT	YDS	RUSHING			NO	YDS	RECEIVING		
				AVG	LG	TD			AVG	LG	TD
Sept. 9	CAR	24	95	4.0	15	0	4	23	5.8	11	0
Sept. 16	@NYG	20	66	3.3	12	1	0	0	-	-	0
Sept. 23	@DAL	19	53	2.8	17	0	2	21	10.5	12	0
Sept. 30	WAS	8	33	4.1	10	0	2	9	4.5	6	0
Oct. 14	KC	13	76	5.8	23	0	2	55	27.5	42	0
Oct. 21	NO	16	85	5.3	36t	1	3	37	12.3	18	0
Oct. 25	@MIN	29	135	4.7	41	1	3	79	26.3	64t	1
Nov. 4	@OAK	25	251	10.0	70t	4	4	21	5.3	8	0
Nov. 11	SD	19	68	3.6	14	0	3	51	17.0	42	0
Nov. 18	@CAR	24	138	5.8	27	0	4	23	5.8	10	0
Nov. 25	ATL	21	50	2.4	10	2	2	13	6.5	8	0
Dec. 2	@DEN	18	56	3.1	9	0	3	42	14.0	26	0
Dec. 9	PHI	28	128	4.6	14	1	3	4	1.3	6	0
Dec. 16	@NO	9	16	1.8	11	0	3	19	6.3	8	0
Dec. 23	STL	18	62	3.4	8	0	7	57	8.1	17	0
Dec. 30	@ATL	28	142	5.1	40t	1	4	18	4.5	12	0
<b>TOTALS</b>		<b>319</b>	<b>1,454</b>	<b>4.6</b>	<b>70t</b>	<b>11</b>	<b>49</b>	<b>472</b>	<b>9.6</b>	<b>64t</b>	<b>1</b>

65

**MATTHEW MASIFILO**

**OFFENSIVE LINEMAN**  
 HT: 6-3 WT: 280  
 DOB: 10/1/89  
 NFL: 4TH YEAR  
 ACQ: FA, 2012  
 COLLEGE: STANFORD

**ACQUIRED BY BUCS:**

- × Originally signed by Tampa Bay on November 17, 2012, from the San Francisco 49ers practice squad.

**ORIGINALLY ENTERED NFL:**

- × Originally entered the NFL as a college free agent with the San Francisco 49ers on May 4, 2012.

**TRANSACTIONS:**

- × Signed by San Francisco on May 4, 2012. Waived on August 27, 2012.
- × Re-signed by San Francisco on August 29, 2012. Release on August 31, 2012.
- × Signed to San Francisco's practice squad on September 1, 2012. Released on November 16, 2012.
- × Signed by Tampa Bay on November 17, 2012. Waived on August 31, 2013.
- × Signed to Tampa Bay's practice squad on September 1, 2013. Promoted to the active roster on December 21, 2013. Waived on August 30, 2014.
- × Re-signed to Tampa Bay's practice squad on August 31, 2014. Promoted to the active roster on November 1, 2014. Waived on November 3, 2014.
- × Re-signed to Tampa Bay's practice squad on November 5, 2014. Signed a futures contract on January 1, 2015.

**CAREER HIGHLIGHTS:**

- × Spent three seasons (2012-14) as a defensive tackle, before making the transition to offensive line during the 2015 offseason.
- × Played in one game on the defensive line in 2014, recording no statistics.
- × Spent time on Tampa Bay's active roster in 2012 and 2013, but was not active for any games.

**2014 HIGHLIGHTS:**

- × Made NFL debut at Cleveland (11/2), recording no statistics.

**COLLEGE:**

- × Played in 46 games at Stanford (2008-11), starting the final 26 of his career.
- × Recorded 107 tackles, 15.0 tackles for loss, 7.5 sacks, seven passes defended, three forced fumbles, and one interception.
- × Honorable mention All-Pac-12 in both 2010 and 2011.
- × Majored in mechanical engineering.

**COMMUNITY:**

- × Along with the defensive line, purchased toys and hosted a surprise shopping spree for underprivileged families in the "D-Line Does Christmas" event in December 2013.
- × Visited youth at All Children's Hospital in St. Petersburg and sang holiday carols to residents at Westminster Palms retirement home in December 2012.
- × Along with the defensive line, purchased toys and hosted a surprise shopping spree for underprivileged families in the inaugural "D-Line Does Christmas" event in December 2012.

**PERSONAL:**

- × Attended Campbell High School (Ewa Beach, Hawaii).
- × PrepStar All-American offensive lineman in high school.
- × Ranked among the top 25 defensive tackles in the nation by both Scout.com and Rivals.com, and the No. 2 defensive tackle in the state.
- × Born Matthew Masifilo on October 1, 1989 in Honolulu, Hawaii.

**MASIFILO'S CAREER STATISTICS**

YEAR	TEAM	GP	GS	TACKLES				YDS	INTERCEPTIONS				FUMBLES			ST TACKLES			
				TOT	SOLO	ASST	SK		NO	YDS	LG	TD	PD	FF	FR	YDS	T	S	A
2012	Tampa Bay	0	0	0	0	0	0.0	0.0	0	0	0	0	0	0	0	0	0	0	0
2013	Tampa Bay	0	0	0	0	0	0.0	0.0	0	0	0	0	0	0	0	0	0	0	0
<b>NFL Totals</b>		<b>0</b>	<b>0</b>	<b>0</b>	<b>0</b>	<b>0</b>	<b>0.0</b>	<b>0.0</b>	<b>0</b>	<b>0</b>	<b>0</b>	<b>0</b>	<b>0</b>	<b>0</b>	<b>0</b>	<b>0</b>	<b>0</b>	<b>0</b>	<b>0</b>

93

## GERALD MCCOY

DEFENSIVE TACKLE  
 HT: 6-4 WT: 300  
 DOB: 2/25/88  
 NFL: 6TH YEAR  
 ACQ: D1, 2010  
 COLLEGE: OKLAHOMA



## ACQUIRED BY BUCS:

- × Selected by Tampa Bay in the first round (3rd overall) of the 2010 NFL Draft.

## CAREER HIGHLIGHTS:

- × Selected to Pro Bowl following 2012, 2013, and 2014 seasons.
- × Named All-Pro by Associated Press (first team, 2013; second team, 2014), Sporting News (first team, 2013-2014), and PFWA (first team, 2013; All-NFC, 2014).
- × Served as a Buccaneers defensive captain in 2012, 2013 and 2014.
- × Has 27.0 career sacks, tied for the eighth-most in franchise history.
- × Tied for NFL lead among defensive tackles in sacks since 2012 (23) and leads among the group since 2013 (18).
- × His career-high 9.5 sacks in 2013 were the fourth-most in the NFL by a defensive tackle and the fifth-most ever by a Buccaneers defensive tackle.
- × In 2013, he was Pro Football Focus' highest-rated defensive tackle and recorded the second-highest grade they have ever given (2008-present). According to the website, McCoy's 79.5 combined sacks, quarterback hits and pressures led the NFL.
- × His 15 tackles for loss in 2013, ranked seventh in the NFL and first among defensive tackles.
- × Posted career-high three sacks vs. Atlanta (11/17/13), which tied for the most sacks in a single game by a Buccaneers defensive tackle.
- × In 2012, anchored NFL's No. 1-ranked rushing defense, which allowed a franchise-record 82.5 yards per game. Also ranked second on team with five sacks and added 30 tackles, two passes defended, one forced fumble and one fumble recovery.
- × Became just the fifth defensive rookie to start for the Buccaneers on opening day since 1995 when he started vs. Cleveland (9/12/10).
- × In 2010, ranked tied for third on the team with 3.0 sacks, tied for fourth on the team with 6.0 tackles for loss and

ranked second with 17 quarterback pressures during his rookie season, despite missing the final three games.

- × Registered first career sack at San Francisco (11/21/10).
- × Posted first career multi-sack game at Baltimore (11/28/10).
- × Matched then-career high with 2.0 sacks at Dallas (9/23/12). Also recorded four tackles, including two for loss, and a forced fumble.
- × Recovered first fumble of career vs. Atlanta (11/25/12).

## 2014 HIGHLIGHTS:

- × Named first-team All-Pro by Sporting News and second-team All-Pro by Associated Press. Selected All-NFC by PFWA.
- × Ranked as Pro Football Focus' second-rated defensive tackle and is third at the position in combined sacks, quarterback hits, and hurries with 45.
- × In 13 games, all starts, tallied 35 tackles, including 13 for loss, 8.5 sacks, three passes defended and one forced fumble.
- × His 8.5 sacks on the season were tied for the second-most by a defensive tackle on the year.
- × Tied for 19th in the NFL and fourth among defensive tackles in tackles for loss with 13.
- × Started season opener vs. Carolina (9/7) and recorded a career-high eight tackles, including two for loss, and one sack.
- × Started vs. St. Louis (9/14) before leaving the game in the first quarter with a hand injury.
- × Inactive Week 3 at Atlanta (9/18) with a hand injury.
- × Returned in Week 4 win at Pittsburgh (9/28) with hand in cast, but still delivered two tackles, one sack, and one pass defended. Anchored defensive front that limited the Steelers, who entered the game with the NFL's No. 1-ranked rushing attack, to 85 yards on 27 carries (3.1 avg.).
- × Recorded four tackles, including two for loss, and four quarterback hits at New Orleans (10/5).



- x Talled three tackles, including one for loss, vs. Baltimore (10/12).
- x Posted three tackles and a half-sack vs. Minnesota (10/26).
- x Posted season-high two sacks at Cleveland (11/2), his fifth career multi-sack game.
- x Registered one for tackle for loss vs. Atlanta (11/9).
- x Led team with 1.5 sacks and added five tackles in win at Washington (11/16).
- x Sacked Jay Cutler, which forced a fumble that was recovered by the Buccaneers to set up the game's first touchdown at Chicago (11/23). Logged three tackles and anchored unit that allowed only 204 yards of offense.
- x Recorded two tackles, one sack and one pass defended vs. Cincinnati (11/30). It was the fifth time in six games he recorded at least one sack (6.5 total).
- x Notched two tackles, including one for loss, at Detroit (12/7).
- x Recorded one tackle at Carolina (12/14) before leaving the game with a knee injury.
- x Placed on Injured Reserve on December 16.

## COLLEGE:

- x The highest-drafted interior lineman by the Buccaneers since Warren Sapp was selected 12th overall in 1995.
- x Third player from University of Oklahoma to be selected by the Buccaneers in the first round joining DE Lee Roy Selmon (1st overall in 1976) and G Davin Joseph (23rd overall in 2006).
- x Was the second of three Oklahoma Sooners drafted in the first four picks of 2010 NFL Draft marking the first time in NFL history that one college has had three players selected among the first four picks.
- x Two-time team captain that started all 40 games during his Oklahoma career (2007-09), playing the three-technique right defensive tackle position.
- x His 40 consecutive starts led the team and is a school record for defensive linemen.
- x Finished career with 83 tackles, including 14.5 sacks, 33 tackles for loss and 21 quarterback pressures.
- x Also recorded two forced fumbles and two fumble recoveries, one interception and had four passes defended.
- x Led Oklahoma with 12 quarterback pressures, and was second on the team with 15.5 tackles for loss as a senior.
- x Earned All-American first-team honors from Walter Camp, Football Writers Association and Sporting News. Lombardi Trophy Finalist and consensus All-Big 12 first-team.
- x Honorable mention Big 12 Defensive Player of the Year and Defensive Lineman of the Year by the coaches.
- x Earned Sporting News first-team All-American and AP second-team All-American honors.
- x Consensus All-Big 12 first-team and Big 12 Defensive Player of the Year by the Dallas Morning News.
- x First career interception came in the BCS title game against Florida in 2008.
- x Named Big 12 Defensive Freshman of the Year while also earning freshman All-American honors by Rivals, The Sporting News and CollegeFootballNews.com.
- x Majored in human relations.

## PERSONAL:

- x Son of Gerald and the late Patricia McCoy.
- x Married to Ebony McCoy, the couple have four children: son Marcellus Crutchfield, daughter Nevaeh McCoy and twins Gerald and Germany McCoy.
- x Born Gerald McCoy on February 25, 1988, in Oklahoma City, Oklahoma.

## COMMUNITY:

- x Was presented with the 2012 Pop Warner Little Scholars "Inspiration to Youth" Award at Pop Warner's annual All-American Scholastic Banquet in Orlando, Florida in May 2012.
- x Spokesperson for the Glazer Family Foundation's Vision Program, promoting the importance of healthy eyesight and wearing glasses for Title I students throughout Tampa Bay.
- x Sponsors the "Gerald's Little Giants" Front Row Fans section to provide a special gameday experience at Raymond James Stadium for local charities.
- x In 2014, had his head shaved by children battling cancer for the Buccaneers Cut for a Cure to benefit the Pediatric Cancer Foundation, and in 2015 donated \$10,000 to support the charity event's efforts.
- x In March 2014, served as a marquee participant in the Buccaneers' Uniform Showcase at Raymond James Stadium as part of the team's new uniform reveal to the public.
- x Along with his wife, surprised 10 single-mother families with toys, gift cards, and meals for the holidays in December 2013 and dozens of children at Metropolitan Ministries with Christmas gifts in December 2014.
- x Following home games in 2012 and 2013, shared inspirational words about his faith to thousands of fans as part of the team's "Faith and Football" celebration events at Raymond James Stadium.
- x Along with the defensive line, purchased toys and hosted a surprise shopping spree for underprivileged families in the "D-Line Does Christmas" events in December 2012, 2013 and 2014.
- x Helped present a \$100,000 grant in September 2012 to build Tampa Bay Buccaneers Field in Clearwater's North Greenwood community, where McCoy and teammates also led local youths through football drills.

- × Supported the Buccaneers "Wall of Hope" celebration in September 2012 by hosting pediatric cancer patients at One Buccaneer Place for a ceremonial event to raise awareness for the Pediatric Cancer Foundation.
- × In June 2012, visited the Carrollwood Cardinals youth football program to lead children through football drills and help present thousands of dollars in new sporting equipment that vandals had stolen from the league.
- × An avid comic book fan and movie buff, sponsored a special screening of Marvel's The Avengers for more than 400 Buccaneers fans in May 2012 and again in 2015.
- × Annually serves as a celebrity escort to young women fighting cancer in the Fashion Funds the Cure fashion show to benefit the Pediatric Cancer Foundation.
- × Helped surprise 30 families with tickets, gift cards, a shopping spree and more for the fifth annual Day of Giving event in December 2011.
- × Signed autographs and greeted fans at the Buccaneers' Official Season Kickoff Party in September 2010 and 2011.
- × Along with teammates and general manager Mark Dominik, greeted soldiers recovering from injury and illness at James A. Haley VA Hospital in November 2010 and 2011 in honor of Veterans Day.
- × Greeted hospital patients and sang Christmas carols to retirement home residents in December 2010.
- × As part of the Buccaneers Rookie Club in 2010, visited Metropolitan Ministries to prepare food and spend time with kids in the Ministries' after school program; participated in arts and crafts, a costume contest and haunted houses with underprivileged youths at the Buccaneers' Halloween Celebration; and hosted a bowling outing for foster children and accompanied the Boys & Girls Club of Orlando to a theme park.

## MCCOY'S CAREER STATISTICS

YEAR	TEAM	TACKLES							INTERCEPTIONS				FUMBLES			
		GP	GS	TOT	SOLO	ASST	SK	YDS	NO	YDS	LG	TD	PD	FF	FR	YDS
2010	Tampa Bay	13	13	43	27	16	3.0	22.0	0	0	0	0	5	1	0	0
2011	Tampa Bay	6	6	13	12	1	1.0	6.0	0	0	0	0	0	1	0	0
2012	Tampa Bay	16	16	30	24	6	5.0	35.0	0	0	0	0	2	1	1	0
2013	Tampa Bay	16	16	50	35	15	9.5	71.5	0	0	0	0	4	0	1	0
2014	Tampa Bay	13	13	35	28	7	8.5	60.5	0	0	0	0	3	1	0	0
<b>NFL Totals</b>		<b>64</b>	<b>64</b>	<b>171</b>	<b>126</b>	<b>45</b>	<b>27.0</b>	<b>189.5</b>	<b>0</b>	<b>0</b>	<b>0</b>	<b>0</b>	<b>14</b>	<b>4</b>	<b>2</b>	<b>0</b>

### SINGLE-GAME HIGHS

**Tackles:** 8, vs. Carolina, 9/7/14  
**Sacks:** 3.0, vs. Atlanta, 11/17/13  
**Passes Defended:** 2, vs. Carolina, 11/14/10

## MCCOY'S GAME-BY-GAME STATISTICS

**2014**

DATE	OPP	TACKLES							INTERCEPTIONS				FUMBLES				ST TACKLES			
		T	S	A	TFL	SK	YDS	QH	NO	YDS	LG	TD	PD	FF	FR	YDS	T	S	A	
Sept. 7	CAR	8	8	0	2	1.0	9.0	1	0	0	0	0	0	0	0	0	0	0	0	
Sept. 14	STL	0	0	0	0	0.0	0.0	0	0	0	0	0	0	0	0	0	0	0	0	
Sept. 18	@ATL	Inactive																		
Sept. 28	@PIT	2	1	1	1	1.0	6.0	1	0	0	0	0	1	0	0	0	0	0	0	
Oct. 5	@NO	4	3	1	2	0.0	0.0	4	0	0	0	0	0	0	0	0	0	0	0	
Oct. 12	BAL	3	2	1	1	0.0	0.0	0	0	0	0	0	0	0	0	0	0	0	0	
Oct. 26	MIN	2	1	1	0	1.0	6.0	2	0	0	0	0	1	0	0	0	0	0	0	
Nov. 2	@CLE	2	2	0	2	2.0	13.0	2	0	0	0	0	0	0	0	0	0	0	0	
Nov. 9	ATL	1	1	0	1	0.0	0.0	0	0	0	0	0	0	0	0	0	0	0	0	
Nov. 16	@WAS	5	3	2	1	1.5	11.5	2	0	0	0	0	0	0	0	0	0	0	0	
Nov. 23	@CHI	3	3	0	0	1.0	7.0	1	0	0	0	0	0	1	0	0	0	0	0	
Nov. 30	CIN	2	2	0	1	1.0	8.0	1	0	0	0	0	1	0	0	0	0	0	0	
Dec. 7	@DET	2	2	0	1	0.0	0.0	0	0	0	0	0	0	0	0	0	0	0	0	
Dec. 14	@CAR	1	0	1	0	0.0	0.0	0	0	0	0	0	0	0	0	0	0	0	0	
Dec. 21	GB	Injured Reserve																		
Dec. 28	NO	Injured Reserve																		
<b>TOTALS</b>		<b>35</b>	<b>28</b>	<b>7</b>	<b>12</b>	<b>8.5</b>	<b>60.5</b>	<b>14</b>	<b>0</b>	<b>0</b>	<b>0</b>	<b>0</b>	<b>3</b>	<b>1</b>	<b>0</b>	<b>0</b>	<b>0</b>	<b>0</b>	<b>0</b>	

## 2013

DATE	OPP	TACKLES							INTERCEPTIONS					FUMBLES			ST TACKLES		
		T	S	A	TFL	SK	YDS	QH	NO	YDS	LG	TD	PD	FF	FR	YDS	T	S	A
Sept. 9	@NYJ	2	1	1	0	0.0	0.0	1	0	0	0	0	0	0	0	0	0	0	0
Sept. 15	NO	2	2	0	1	1.0	7.0	1	0	0	0	0	0	0	0	0	0	0	
Sept. 22	@NE	3	3	0	0	0.0	0.0	0	0	0	0	0	0	0	0	0	0	0	
Sept. 29	ARI	1	1	0	1	1.0	8.0	1	0	0	0	0	1	0	1	12	0	0	
Oct. 13	PHI	3	2	1	0	0.0	0.0	1	0	0	0	0	0	0	0	0	0	0	
Oct. 20	@ATL	2	1	1	1	0.0	0.0	1	0	0	0	0	0	0	0	0	0	0	
Oct. 24	CAR	1	1	0	0	0.0	0.0	0	0	0	0	0	0	0	0	0	0	0	
Nov. 3	@SEA	6	2	4	0	0.0	0.0	2	0	0	0	0	0	0	0	0	0	0	
Nov. 11	MIA	5	3	2	3	1.0	10.0	3	0	0	0	0	0	0	0	0	0	0	
Nov. 17	ATL	5	4	1	3	3.0	20.0	4	0	0	0	0	1	0	0	0	0	0	
Nov. 24	@DET	3	3	0	2	0.0	0.0	0	0	0	0	0	0	0	0	0	0	0	
Dec. 1	@CAR	0	0	0	0	0.0	0.0	0	0	0	0	0	0	0	0	0	0	0	
Dec. 8	BUF	6	5	1	1	1.0	2.0	3	0	0	0	0	1	0	0	0	0	0	
Dec. 15	SF	3	2	1	2	1.0	9.0	1	0	0	0	0	0	0	0	0	0	0	
Dec. 22	@STL	6	4	2	1	1.0	10.0	1	0	0	0	0	0	0	0	0	0	0	
Dec. 29	@NO	2	1	1	0	0.0	0.0	1	0	0	0	0	1	0	0	0	0	0	
<b>TOTALS</b>		<b>50</b>	<b>35</b>	<b>15</b>	<b>15</b>	<b>9.0</b>	<b>66.0</b>	<b>19</b>	<b>0</b>	<b>0</b>	<b>0</b>	<b>0</b>	<b>4</b>	<b>0</b>	<b>1</b>	<b>0</b>	<b>0</b>	<b>0</b>	

## 2012

DATE	OPP	TACKLES							INTERCEPTIONS					FUMBLES			ST TACKLES		
		T	S	A	TFL	SK	YDS	QH	NO	YDS	LG	TD	PD	FF	FR	YDS	T	S	A
Sept. 9	CAR	2	2	0	2	1.0	8.0	2	0	0	0	0	0	0	0	0	0	0	
Sept. 16	@NYG	2	2	0	0	0.0	0.0	1	0	0	0	0	1	0	0	0	0	0	
Sept. 23	@DAL	4	3	1	2	2.0	9.0	3	0	0	0	0	0	1	0	0	0	0	
Sept. 30	WAS	3	3	0	1	0.0	0.0	0	0	0	0	0	0	0	0	0	0	0	
Oct. 14	KC	1	1	0	0	0.0	0.0	0	0	0	0	0	0	0	0	0	0	0	
Oct. 21	NO	3	1	2	0	0.0	0.0	0	0	0	0	0	1	0	0	0	0	0	
Oct. 25	@MIN	1	0	1	0	0.0	0.0	0	0	0	0	0	0	0	0	0	0	0	
Nov. 4	@OAK	1	0	1	0	0.0	0.0	0	0	0	0	0	0	0	0	0	0	0	
Nov. 11	SD	1	1	0	0	0.0	0.0	1	0	0	0	0	0	0	0	0	0	0	
Nov. 18	@CAR	2	2	0	1	0.0	0.0	0	0	0	0	0	0	0	0	0	0	0	
Nov. 25	ATL	0	0	0	0	0.0	0.0	0	0	0	0	0	0	0	1	0	0	0	
Dec. 2	@DEN	4	4	0	0	0.0	0.0	0	0	0	0	0	0	0	0	0	0	0	
Dec. 9	PHI	5	4	1	3	2.0	18.0	3	0	0	0	0	0	0	0	0	0	0	
Dec. 16	@NO	1	0	1	0	0.0	0.0	3	0	0	0	0	0	0	0	0	0	0	
Dec. 23	STL	0	0	0	0	0.0	0.0	2	0	0	0	0	0	0	0	0	0	0	
Dec. 30	@ATL	0	0	0	0	0.0	0.0	1	0	0	0	0	0	0	0	0	0	0	
<b>TOTALS</b>		<b>30</b>	<b>24</b>	<b>6</b>	<b>9</b>	<b>5.0</b>	<b>35.0</b>	<b>16</b>	<b>0</b>	<b>0</b>	<b>0</b>	<b>0</b>	<b>2</b>	<b>1</b>	<b>1</b>	<b>0</b>	<b>0</b>	<b>0</b>	

## 2011

DATE	OPP	TACKLES							INTERCEPTIONS					FUMBLES			ST TACKLES		
		T	S	A	TFL	SK	YDS	QB	NO	YDS	LG	TD	PD	FF	FR	YDS	T	S	A
Sept. 11	DET	3	3	0	1	0.0	0.0	0	0	0	0	0	0	1	0	0	0	0	0
Sept. 18	@MIN	3	3	0	0	0.0	0.0	3	0	0	0	0	0	0	0	0	0	0	0
Sept. 25	ATL	1	1	0	0	0.0	0.0	6	0	0	0	0	0	0	0	0	0	0	
Oct. 3	IND	6	5	1	3	1.0	6.0	4	0	0	0	0	0	0	0	0	0	0	
Oct. 9	@SF	0	0	0	0	0.0	0.0	0	0	0	0	0	0	0	0	0	0	0	
Oct. 16	NO								Inactive										
Oct. 23	CHI								Inactive										
Nov. 6	@NO	0	0	0	0	0.0	0.0	0	0	0	0	0	0	0	0	0	0	0	
Nov. 13	HOU								Injured Reserve										
Nov. 20	@GB								Injured Reserve										
Nov. 27	@TEN								Injured Reserve										
Dec. 4	CAR								Injured Reserve										
Dec. 11	@JAC								Injured Reserve										
Dec. 17	DAL								Injured Reserve										
Dec. 24	@CAR								Injured Reserve										
Jan. 1	@ATL								Injured Reserve										
<b>TOTALS</b>		<b>13</b>	<b>12</b>	<b>1</b>	<b>4</b>	<b>1.0</b>	<b>6.0</b>	<b>13</b>	<b>0</b>	<b>0</b>	<b>0</b>	<b>0</b>	<b>0</b>	<b>1</b>	<b>0</b>	<b>0</b>	<b>0</b>	<b>0</b>	

## 2010

DATE	OPP	TACKLES							INTERCEPTIONS					FUMBLES			ST TACKLES			
		T	S	A	TFL	SK	YDS	QBP	NO	YDS	LG	TD	PD	FF	FR	YDS	T	S	A	
Sept. 12	CLE	4	3	1	1	0.0	0.0	2	0	0	0	0	0	0	0	0	0	0	0	0
Sept. 19	@CAR	6	1	5	1	0.0	0.0	1	0	0	0	0	0	0	0	0	0	0	0	
Sept. 26	PIT	2	0	2	0	0.0	0.0	0	0	0	0	0	0	0	0	0	0	0	0	
Oct. 10	@CIN	1	0	1	0	0.0	0.0	2	0	0	0	0	1	0	0	0	0	0	0	
Oct. 17	NO	1	1	0	1	0.0	0.0	1	0	0	0	0	0	0	0	0	0	0	0	
Oct. 24	STL	3	2	1	0	0.0	0.0	0	0	0	0	0	1	0	0	0	0	0	0	
Oct. 31	@ARI	5	5	0	1	0.0	0.0	2	0	0	0	0	0	0	0	0	0	0	0	
Nov. 7	@ATL	3	2	1	1	0.0	0.0	3	0	0	0	0	0	0	0	0	0	0	0	
Nov. 14	CAR	5	4	1	1	0.0	0.0	1	0	0	0	0	2	1	0	0	0	0	0	
Nov. 21	@SF	7	3	4	0	1.0	5.0	2	0	0	0	0	1	0	0	0	0	0	0	
Nov. 28	@BAL	3	3	0	0	2.0	17.0	0	0	0	0	0	0	0	0	0	0	0	0	
Dec. 5	ATL	2	2	0	0	0.0	0.0	3	0	0	0	0	0	0	0	0	0	0	0	
Dec. 12	@WAS	1	1	0	0	0.0	0.0	0	0	0	0	0	0	0	0	0	0	0	0	
Dec. 19	DET								Injured Reserve											
Dec. 26	SEA								Injured Reserve											
Jan. 2	@NO								Injured Reserve											
<b>TOTALS</b>		<b>43</b>	<b>27</b>	<b>16</b>	<b>6</b>	<b>3.0</b>	<b>22.0</b>	<b>17</b>	<b>0</b>	<b>0</b>	<b>0</b>	<b>0</b>	<b>5</b>	<b>1</b>	<b>0</b>	<b>0</b>	<b>0</b>	<b>0</b>	<b>0</b>	

98

## CLINTON McDONALD

DEFENSIVE TACKLE

HT: 6-2 WT: 297

DOB: 1/6/87

NFL: 7TH YEAR

ACQ: UFA (SEA), 2014

COLLEGE: MEMPHIS



## ACQUIRED BY BUCS:

- × Signed by Tampa Bay on March 12, 2014, as an unrestricted free agent from Seattle.

## ORIGINALLY ENTERED NFL:

- × Originally entered the NFL as a seventh-round pick, (249th overall) of the Cincinnati Bengals in the 2009 NFL Draft.

## CAREER HIGHLIGHTS:

- × Has played in 65 career games, with 15 starts, recording 144 tackles, 10.5 sacks, five passes defended, four fumble recoveries and two interceptions.
- × Has played in five career postseason games, with one start, recording 10 tackles and two fumble recoveries.
- × Ranks 10th among defensive tackles over the last two seasons with 10.5 sacks.
- × His two interceptions since 2013 are tied for the most by a defensive lineman in the NFL (Haloti Ngata, Justin Tuck, DeMarcus Ware).
- × Won Super Bowl XLVIII with the Seattle Seahawks.
- × Played for Cincinnati (2009-10) and Seattle (2011-13) before joining Tampa Bay.
- × Tallied first career sack against Jacksonville (9/22/13), dropping Jaguars QB Chad Henne for a nine-yard loss.

- × Recorded first career interception against Minnesota (11/17/13).
- × Registered first career fumble recovery at St. Louis (11/20/11).
- × Made first career start at San Diego (11/27/11).
- × Made NFL debut against Pittsburgh (11/8/10).

## 2014 HIGHLIGHTS:

- × Started all 13 games in which he played, collecting 45 tackles, including nine for loss, five sacks, one interception, two passes defended and two fumble recoveries.
- × Despite missing three games, among NFL defensive tackles, ranked 14th in tackles (45), tied for 16th in run stuffs (4), tied for 15th in sacks (5) and tied for second in interceptions (1).
- × Tied for 10th in the NFL with two fumble recoveries.
- × Started in Buccaneers debut vs. Carolina (9/7) and recorded one tackle.
- × Started vs. St. Louis (9/14) and registered a career-high seven tackles along with his first sack as a Buccaneer.
- × Posted five tackles, including one for loss, at Atlanta (9/18).
- × Notched four tackles in win at Pittsburgh (9/28). Part of a defensive front that limited the Steelers,

who entered the game with the NFL's No. 1-ranked rushing attack, to 85 yards on 27 carries (3.1 avg.).

- x Registered one tackle at New Orleans (10/5).
- x Collected five tackles, including two for loss, vs. Baltimore (10/12).
- x Posted two tackles and a half-sack vs. Minnesota (10/26).
- x Recorded four tackles, including one for loss, and his second career interception at Cleveland (11/2).
- x Notched two tackles and a sack vs. Atlanta (11/9).
- x Registered four tackles, one sack and two quarterback hits in win at Washington (11/16).
- x Recorded one sack, one fumble recovery and two tackles, including one for loss, at Chicago (11/23) for defense that limited the Bears to 204 total yards.
- x Inactive Weeks 13-15 with hamstring injury.
- x Returned to starting role and accumulated six tackles and one fumble recovery vs. Green Bay (12/21).
- x Tallied four tackles, one sack and one pass defended, which was intercepted by the Buccaneers, vs. New Orleans (12/28).

### COLLEGE/PERSONAL:

- x Played four seasons at Memphis (2005-08), starting 33-of-48 games played, totaling 141 tackles and 11.5 sacks.
- x Voted first-team All-Conference USA as a senior, recording a team-leading 7.0 sacks.

- x Against Arkansas State as a senior, tied a school record with 4.0 sacks, earning C-USA Defensive Player of the Week honors.
- x Attended Jacksonville High School (Jacksonville, Arkansas).
- x A three-year letterman on the football team, earned Class 5-A all-state honors and was named to the Arkansas Democrat-Gazette's 5-A Top Prospects list.
- x Son of Larry and Bonnie McDonald
- x Born Clinton Myers McDonald on January 6, 1987 in Jacksonville, Arkansas.

### COLLEGE/PERSONAL:

- x In March 2015, visited Hunter's Creek Middle School in Orlando to lead students in PLAY 60 drills, present the school with a \$10,000 PLAY 60 grant, and congratulate Bobby Sena for being named the national winner of the NFL PLAY 60 Super Kid competition.
- x Along with the defensive line, purchased toys and hosted a surprise shopping spree for underprivileged families in the "D-Line Does Christmas" event in December 2014.
- x On Veterans' Day 2014, greeted military service members at James A. Haley Veterans' Hospital.
- x In September 2014, participated in a Buccaneers Academy ribbon-cutting ceremony and helped build an outdoor class at Sheehy Elementary in Tampa.
- x In June 2014 and 2015, had his head shaved by children battling cancer as part of the Buccaneers Cut for a Cure to raise funds and awareness for the Pediatric Cancer Foundation.

## McDONALD'S CAREER STATISTICS

YEAR	TEAM	TACKLES							INTERCEPTIONS				FUMBLES			
		GP	GS	TOT	SOLO	ASST	SK	YDS	NO	YDS	LG	TD	PD	FF	FR	YDS
2010	Cincinnati	8	0	4	4	0	0.0	0	0	0	0	0	0	0	0	0
2011	Seattle	15	1	35	21	14	0.0	0	0	0	0	0	0	0	1	2
2012	Seattle	14	0	25	17	8	0.0	0	0	0	0	0	1	0	0	0
2013	Seattle	15	1	35	19	16	5.5	44.5	1	3	3	0	2	0	1	0
2014	Tampa Bay	13	13	45	34	11	5.0	41.0	1	3	3	0	2	0	2	1
<b>NFL Totals</b>		<b>65</b>	<b>15</b>	<b>144</b>	<b>95</b>	<b>49</b>	<b>10.5</b>	<b>85.5</b>	<b>2</b>	<b>6</b>	<b>3</b>	<b>0</b>	<b>5</b>	<b>0</b>	<b>4</b>	<b>3</b>
<b>PLAYOFFS</b>																
YEAR	TEAM	TACKLES							INTERCEPTIONS				FUMBLES			
		GP	GS	TOT	SOLO	ASST	SK	YDS	NO	YDS	LG	TD	PD	FF	FR	YDS
2012	Seattle	2	0	3	1	2	0.0	0.0	0	0	0	0	0	0	1	0
2013	Seattle	3	1	7	4	3	0.0	0.0	0	0	0	0	0	0	1	0
Postseason		5	1	10	5	5	0.0	0.0	1	3	3	0	3	0	3	2

### REGULAR SEASON SINGLE-GAME HIGHS

**Tackles:** 7, vs. St. Louis, 9/14/14

**Sacks:** 1.5, vs. Jacksonville, 9/22/13 (w/Seattle)

**Interceptions:** 1, two times, last at Cleveland, 11/2/14

**Fumble Recoveries:** 1, four times, last vs. Green Bay, 12/22/14

**Passes Defended:** 1, four times, last at Cleveland, 11/2/14



# MCDONALD'S GAME-BY-GAME STATISTICS

## 2014

DATE	OPP	TACKLES							INTERCEPTIONS					FUMBLES			ST TACKLES		
		T	S	A	TFL	SK	YDS	QH	NO	YDS	LG	TD	PD	FF	FR	YDS	T	S	A
Sept. 7	CAR	1	0	1	0	0.0	0.0	1	0	0	0	0	0	0	0	0	0	0	0
Sept. 14	STL	7	6	1	1	1.0	10.0	1	0	0	0	0	0	0	0	0	0	0	0
Sept. 18	@ATL	5	4	1	1	0.0	0.0	0	0	0	0	0	0	0	0	0	0	0	0
Sept. 28	@PIT	4	2	2	0	0.0	0.0	1	0	0	0	0	0	0	0	0	0	0	0
Oct. 5	@NO	1	1	0	0	0.0	0.0	0	0	0	0	0	0	0	0	0	0	0	0
Oct. 12	BAL	4	4	0	2	0.0	0.0	0	0	0	0	0	0	0	0	0	0	0	0
Oct. 26	MIN	1	1	0	0	0.0	0.0	0	0	0	0	0	0	0	0	0	0	0	0
Nov. 2	@CLE	4	2	2	1	0.0	0.0	0	1	3	3	0	1	0	0	0	0	0	0
Nov. 9	ATL	2	1	1	1	1.0	7.0	1	0	0	0	0	0	0	0	0	0	0	0
Nov. 16	@WAS	4	3	1	1	1.0	6.0	2	0	0	0	0	0	0	0	0	0	0	0
Nov. 23	@CHI	2	2	0	1	1.0	10.0	1	0	0	0	0	0	0	1	0	0	0	0
Nov. 30	CIN								Inactive										
Dec. 7	@DET								Inactive										
Dec. 14	@CAR								Inactive										
Dec. 21	GB	6	5	1	0	0.0	0.0	0	0	0	0	0	0	0	1	1	0	0	0
Dec. 28	NO	4	3	1	1	1.0	8.0	1	0	0	0	0	1	0	0	0	0	0	0
<b>TOTALS</b>		<b>45</b>	<b>34</b>	<b>11</b>	<b>9</b>	<b>5.0</b>	<b>41.0</b>	<b>8</b>	<b>1</b>	<b>3</b>	<b>3</b>	<b>0</b>	<b>2</b>	<b>0</b>	<b>2</b>	<b>1</b>	<b>0</b>	<b>0</b>	<b>0</b>

## 2013 (W/SEATTLE)

DATE	OPP	TACKLES							INTERCEPTIONS					FUMBLES			TACKLES							
		T	S	A	TFL	SK	YDS	QBP	NO	YDS	LG	TD	PD	FF	FR	YDS	T	S	A					
Sept. 8	@CAR								Not With Team															
Sept. 15	SF	0	0	0	0	0.0	0.0	1	0	0	0	0	0	0	0	0	0	0	0	0				
Sept. 22	JAC	5	2	3	1	1.5	10.5	2	0	0	0	0	0	0	0	0	0	0	0	0				
Sept. 29	@HOU	5	5	0	2	1.0	9.0	1	0	0	0	0	0	0	1	0	0	0	0	0				
Oct. 6	IND	1	1	0	0	0.0	0.0	1	0	0	0	0	0	0	0	0	0	0	0	0				
Oct. 13	TEN	2	0	2	0	0.0	0.0	1	0	0	0	0	1	0	0	0	0	0	0	0				
Oct. 17	@ARI	2	2	0	2	1.0	6.0	2	0	0	0	0	0	0	0	0	0	0	0	0				
Oct. 28	@STL	2	2	0	0	0.0	0.0	0	0	0	0	0	0	0	0	0	0	0	0	0				
Nov. 3	TB	2	0	2	0	0.0	0.0	0	0	0	0	0	0	0	0	0	0	0	0	0				
Nov. 10	@ATL	0	0	0	0	0.0	0.0	0	0	0	0	0	0	0	0	0	0	0	0	0				
Nov. 17	MIN	3	2	1	0	0.0	0.0	1	1	3	3	0	1	0	1	0	0	0	0	0				
Dec. 2	NO	1	0	1	0	0.0	0.0	2	0	0	0	0	0	0	0	0	0	0	0	0				
Dec. 8	@SF	3	3	0	1	1.0	9.0	1	0	0	0	0	0	0	0	0	0	0	0	0				
Dec. 15	@NYG	1	0	1	0	0.0	0.0	0	0	0	0	0	0	0	0	0	0	0	0	0				
Dec. 22	ARI	3	1	2	0	0.0	0.0	2	0	0	0	0	0	0	0	0	0	0	0	0				
Dec. 29	STL	5	1	4	1	1.0	10.0	1	0	0	0	0	0	0	0	0	0	0	0	0				
<b>TOTALS</b>		<b>35</b>	<b>19</b>	<b>16</b>	<b>7</b>	<b>5.5</b>	<b>44.5</b>	<b>15</b>	<b>1</b>	<b>3</b>	<b>3</b>	<b>0</b>	<b>2</b>	<b>0</b>	<b>2</b>	<b>0</b>	<b>0</b>	<b>0</b>	<b>0</b>	<b>0</b>				
<b>PLAYOFFS</b>																								
Jan. 11	NO	1	0	1	0	0.0	0.0	0	0	0	0	0	0	0	0	0	0	0	-	-				
Jan. 19	SF	1	1	0	0	0.0	0.0	0	0	0	0	0	0	0	0	0	0	0	-	-				
Feb. 2	DEN	5	3	2	0	0.0	0.0	1	0	0	0	0	0	0	1	0	0	0	-	-				
<b>TOTALS</b>		<b>7</b>	<b>4</b>	<b>3</b>	<b>0</b>	<b>0.0</b>	<b>0.0</b>	<b>1</b>	<b>0</b>	<b>0</b>	<b>0</b>	<b>0</b>	<b>0</b>	<b>0</b>	<b>0</b>	<b>0</b>	<b>0</b>	<b>0</b>	<b>-</b>	<b>-</b>				

## 2012 (W/SEATTLE)

DATE	OPP	TACKLES							INTERCEPTIONS					FUMBLES			TACKLES			
		T	S	A	TFL	SK	YDS	QBP	NO	YDS	LG	TD	PD	FF	FR	YDS	T	S	A	
Sept. 9	@ARI	2	2	0	1	0.0	0.0	0	0	0	0	0	0	0	0	0	0	0	0	0
Sept. 16	DAL	3	1	2	0	0.0	0.0	0	0	0	0	0	0	0	0	0	0	0	0	0
Sept. 24	GB	3	2	1	0	0.0	0.0	0	0	0	0	0	0	0	0	0	0	0	0	0
Sept. 30	@STL	1	1	0	0	0.0	0.0	0	0	0	0	0	1	0	0	0	0	0	0	0
Oct. 7	@CAR	0	0	0	0	0.0	0.0	0	0	0	0	0	0	0	0	0	0	0	0	0
Oct. 14	NE																			
Oct. 18	@SF	2	2	0	0	0.0	0.0	0	0	0	0	0	0	0	0	0	0	0	0	0
Oct. 28	@DET	2	2	0	0	0.0	0.0	0	0	0	0	0	0	0	0	0	0	0	0	0
Nov. 4	MIN	2	1	1	0	0.0	0.0	0	0	0	0	0	0	0	0	0	0	0	0	0
Nov. 11	NYJ																			
Nov. 25	@MIA	0	0	0	0	0.0	0.0	0	0	0	0	0	0	0	0	0	0	0	0	0
Dec. 2	@CHI	3	2	1	0	0.0	0.0	1	0	0	0	0	0	0	0	0	0	0	0	0
Dec. 9	ARI	2	2	0	1	0.0	0.0	0	0	0	0	0	0	0	0	0	0	0	0	0
Dec. 16	@BUF	1	0	1	0	0.0	0.0	0	0	0	0	0	0	0	0	0	0	0	0	0
Dec. 23	SF	3	2	1	0	0.0	0.0	0	0	0	0	0	0	0	0	0	0	0	0	0
Dec. 30	STL	1	0	1	0	0.0	0.0	0	0	0	0	0	0	0	0	0	0	0	0	0
<b>TOTALS</b>		<b>35</b>	<b>19</b>	<b>16</b>	<b>7</b>	<b>5.5</b>	<b>44.5</b>	<b>15</b>	<b>1</b>	<b>3</b>	<b>3</b>	<b>0</b>	<b>2</b>	<b>0</b>	<b>2</b>	<b>0</b>	<b>0</b>	<b>0</b>	<b>0</b>	<b>0</b>
<b>PLAYOFFS</b>																				
Jan. 6	@WAS	1	0	1	0	0.0	0.0	0	0	0	0	0	0	0	1	0	0	0	0	0
Jan. 13	@ATL	2	1	1	0	0.0	0.0	0	0	0	0	0	0	0	0	0	0	0	0	0
<b>TOTALS</b>		<b>3</b>	<b>1</b>	<b>2</b>	<b>0</b>	<b>0.0</b>	<b>0.0</b>	<b>0</b>	<b>0</b>	<b>0</b>	<b>0</b>	<b>0</b>	<b>0</b>	<b>0</b>	<b>1</b>	<b>0</b>	<b>0</b>	<b>0</b>	<b>0</b>	<b>0</b>

## 2011

DATE	OPP	TACKLES						INTERCEPTIONS					FUMBLES			ST TACKLES				
		T	S	A	TFL	SK	YDS	QBP	NO	YDS	LG	TD	PD	FF	FR	YDS	T	S	A	
Sept. 11	@SF	0	0	0	1	0.0	0.0	0	0	0	0	0	0	0	0	0	0	0	0	0
Sept. 18	@PIT	3	1	2	0	0.0	0.0	0	0	0	0	0	0	0	0	0	0	0	0	0
Sept. 25	ARI	2	0	2	0	0.0	0.0	0	0	0	0	0	0	0	0	0	0	0	0	0
Oct. 2	ATL	6	5	1	0	0.0	0.0	0	0	0	0	0	0	0	0	0	0	0	0	0
Oct. 9	@NYG	1	1	0	0	0.0	0.0	0	0	0	0	0	0	0	0	0	0	0	0	0
Oct. 23	@CLE	3	2	1	0	0.0	0.0	0	0	0	0	0	0	0	0	0	0	0	0	0
Oct. 30	CIN	1	0	1	0	0.0	0.0	0	0	0	0	0	0	0	0	0	0	0	0	0
Nov. 6	@DAL	1	0	1	0	0.0	0.0	0	0	0	0	0	0	0	0	0	0	0	0	0
Nov. 13	BAL	1	1	0	0	0.0	0.0	1	0	0	0	0	0	0	0	0	0	0	0	0
Nov. 20	@STL	2	2	0	0	0.0	0.0	2	0	0	0	0	0	0	0	0	0	0	0	0
Nov. 27	WAS	4	3	1	0	0.0	0.0	0	0	0	0	0	0	0	0	0	0	0	0	0
Dec. 1	PHI	4	2	2	0	0.0	0.0	1	0	0	0	0	0	0	0	0	0	0	0	0
Dec. 12	STL	3	0	3	0	0.0	0.0	0	0	0	0	0	0	0	1	2	0	0	0	0
Dec. 18	@CHI	1	1	0	0	0.0	0.0	0	0	0	0	0	0	0	0	0	0	0	0	0
Dec. 24	SF								Inactive											
Jan. 1	@ARI	3	3	0	0	0.0	0.0	0	0	0	0	0	0	0	0	0	0	0	0	0
<b>TOTALS</b>		<b>35</b>	<b>21</b>	<b>14</b>	<b>1</b>	<b>0.0</b>	<b>0.0</b>	<b>4</b>	<b>0</b>	<b>0</b>	<b>0</b>	<b>0</b>	<b>0</b>	<b>0</b>	<b>0</b>	<b>1</b>	<b>2</b>	<b>0</b>	<b>0</b>	<b>0</b>

## 2010

DATE	OPP	TACKLES						INTERCEPTIONS					FUMBLES			ST TACKLES				
		T	S	A	TFL	SK	YDS	QBP	NO	YDS	LG	TD	PD	FF	FR	YDS	T	S	A	
Sept. 13	@NE								Cincinnati Practice Squad											
Sept. 19	BAL								Cincinnati Practice Squad											
Sept. 26	@CAR								Cincinnati Practice Squad											
Oct. 3	@CLE								Cincinnati Practice Squad											
Oct. 10	TB								Cincinnati Practice Squad											
Oct. 24	@ATL								Cincinnati Practice Squad											
Oct. 31	MIA								Cincinnati Practice Squad											
Nov. 8	PIT	0	0	0	0	0.0	0.0	0	0	0	0	0	0	0	0	0	0	0	0	0
Nov. 14	@IND	1	1	0	0	0.0	0.0	0	0	0	0	0	0	0	0	0	0	0	0	0
Nov. 21	BUF	0	0	0	0	0.0	0.0	1	0	0	0	0	0	0	0	0	0	0	0	0
Nov. 25	@NYJ	1	0	1	0	0.0	0.0	0	0	0	0	0	0	0	0	0	0	0	0	0
Dec. 5	NO								Did Not Play											
Dec. 12	@PIT	0	0	0	0	0.0	0.0	1	0	0	0	0	0	0	0	0	0	0	0	0
Dec. 19	CLE	2	1	1	0	0.0	0.0	0	0	0	0	0	0	0	0	0	0	0	0	0
Dec. 26	SD	0	0	0	0	0.0	0.0	0	0	0	0	0	0	0	0	0	0	0	0	0
Jan. 2	@BAL	0	0	0	0	0.0	0.0	0	0	0	0	0	0	0	0	0	0	0	0	0
<b>TOTALS</b>		<b>4</b>	<b>2</b>	<b>2</b>	<b>0</b>	<b>0.0</b>	<b>0.0</b>	<b>2</b>	<b>0</b>	<b>0</b>	<b>0</b>	<b>0</b>	<b>0</b>	<b>0</b>	<b>0</b>	<b>0</b>	<b>0</b>	<b>0</b>	<b>0</b>	<b>0</b>

30

**BRADLEY McDUGALD****SAFETY****HT: 6-1 WT: 209****DOB: 11/15/90****NFL: 3RD YEAR****ACQ: W (KC), 2013****COLLEGE: KANSAS****ACQUIRED BY BUCS:**

- × Claimed by Tampa Bay off waivers from the Kansas City Chiefs on November 6, 2013.

**ORIGINALLY ENTERED NFL:**

- × Originally entered the NFL as a college free agent with the Kansas City Chiefs on May 1, 2013.

**2014 HIGHLIGHTS:**

- × Played in 15 games, including starts in the final five contests. Racked up 46 tackles, one interception and seven passes defended, while added four special teams stops.
- × Inactive Week 1 vs. Carolina (9/7).
- × Played in a reserve role vs. St. Louis (9/14).
- × Recorded one tackle at Atlanta (9/18).
- × Played 10 snaps on defense, in addition to his special teams duties, in win at Pittsburgh (9/28).
- × Registered one tackle on defense and one on special teams at New Orleans (10/5).
- × Posted one tackle vs. Baltimore (10/12).
- × Played in a reserve role vs. Minnesota (10/26).
- × Saw most extensive action on defense with 31 snaps and recorded three tackles and one pass defended, which led to a teammate Clinton McDonald interception at Cleveland (11/2).
- × Notched one pass defended vs. Atlanta (11/9).
- × Recorded one special teams tackle at Washington (11/16).
- × Collected four tackles on defense at Chicago (11/23) for a unit that allowed just 204 yards. Also added two special teams stops.
- × Made first career start, vs. Cincinnati (11/30), and recorded four tackles.
- × Started at Detroit (12/7) and posted four tackles and one pass defended.

- × Logged game and career-high 15 tackles at Carolina (12/14). It was the highest number recorded by a safety in the NFL in 2014, and, according to STATS, Inc., the most by a Buccaneers safety dating back to at least 1995 (incomplete data prior to that season).
- × Tied for team lead with nine tackles, adding one pass defended vs. Green Bay (12/21).
- × In start vs. New Orleans (12/28), recorded four tackles, three passes defended and one interception.

**COLLEGE:**

- × Played in 47 games with 33 starts at Kansas (2009-12), playing on both offense and defense.
- × Finished his career with 194 tackles, 16 tackles for loss, six interceptions, three forced fumbles and 2.0 sacks. Also added 52 catches for 558 yards with one touchdown and six rushes for 31 yards.
- × In 2011, started all 12 games at safety, finishing the year with 90 tackles, the 12th-most in the Big 12.
- × As a sophomore, played on both sides of the ball, starting eight games of the first 10 games at wide receiver before starting at safety for the final two games. He also returned kicks and finished the year with 19 receptions for 240 yards and a touchdown, six rushes for 21 yards, 16 tackles and 14 kick returns with an 19.1 yard average.
- × Played in all 12 games as a true freshman, playing in all three phases, including six starts at wide receiver. He finished the season with 33 catches for 318 yards, while adding five tackles.

**PERSONAL:**

- × Attended Scioto High School (Columbus, Ohio).
- × Earned second-team all-district honors.
- × Played running back and defensive back.
- × Also earned all-district honors playing basketball.
- × Born Bradley McDougald in Dublin, Ohio on November 15, 1990.

## McDOUGALD'S CAREER STATISTICS

YEAR	TEAM	GP	GS	TACKLES				INTERCEPTIONS					FUMBLES			ST TACKLES										
				TOT	SOLO	ASST	SK	YDS	NO	YDS	LG	TD	PD	FF	FR	YDS	T	S	A							
2013	K.C./TB	4	0	0	0	0	0.0	0.0	0	0	0	0	0	0	0	0	0	0	0	0	0	0	0	0	0	0
2014	Tampa Bay	15	5	46	37	9	0.0	0.0	1	0	0	0	0	7	0	0	0	0	4	3	1					
NFL Totals		19	5	46	37	9	0.0	0.0	1	0	0	0	0	7	0	0	0	0	4	3	1					

## McDOUGALD'S GAME-BY-GAME STATISTICS

### 2014

DATE	OPP	TACKLES							INTERCEPTIONS					FUMBLES			ST TACKLES									
		T	S	A	TFL	SK	YDS	QH	NO	YDS	LG	TD	PD	FF	FR	YDS	T	S	A							
Sept. 7	CAR	Inactive																								
Sept. 14	STL	0	0	0	0	0.0	0.0	0	0	0	0	0	0	0	0	0	0	0	0	0	0	0	0	0	0	0
Sept. 18	@ATL	1	1	0	0	0.0	0.0	0	0	0	0	0	0	0	0	0	0	0	0	0	0	0	0	0	0	0
Sept. 28	@PIT	0	0	0	0	0.0	0.0	0	0	0	0	0	0	0	0	0	0	0	0	0	0	0	0	0	0	0
Oct. 5	@NO	1	0	1	0	0.0	0.0	0	0	0	0	0	0	0	0	0	0	0	0	0	0	0	0	1	1	0
Oct. 12	BAL	1	1	0	0	0.0	0.0	0	0	0	0	0	0	0	0	0	0	0	0	0	0	0	0	0	0	0
Oct. 26	MIN	0	0	0	0	0.0	0.0	0	0	0	0	0	0	0	0	0	0	0	0	0	0	0	0	0	0	0
Nov. 2	@CLE	3	1	2	0	0.0	0.0	0	0	0	0	0	1	0	0	0	0	0	0	0	0	0	0	0	0	0
Nov. 9	ATL	0	0	0	0	0.0	0.0	0	0	0	0	0	1	0	0	0	0	0	0	0	0	0	0	0	0	0
Nov. 16	@WAS	0	0	0	0	0.0	0.0	0	0	0	0	0	0	0	0	0	0	0	0	0	0	0	0	1	0	1
Nov. 23	@CHI	4	4	0	0	0.0	0.0	0	0	0	0	0	0	0	0	0	0	0	0	0	0	0	2	2	0	0
Nov. 30	CIN	4	4	0	0	0.0	0.0	0	0	0	0	0	0	0	0	0	0	0	0	0	0	0	0	0	0	0
Dec. 7	@DET	4	3	1	0	0.0	0.0	0	0	0	0	0	1	0	0	0	0	0	0	0	0	0	0	0	0	0
Dec. 14	@CAR	15	11	4	0	0.0	0.0	0	0	0	0	0	0	0	0	0	0	0	0	0	0	0	0	0	0	0
Dec. 21	GB	9	8	1	0	0.0	0.0	0	0	0	0	0	1	0	0	0	0	0	0	0	0	0	0	0	0	0
Dec. 28	NO	4	4	0	0	0.0	0.0	0	1	0	0	0	3	0	0	0	0	0	0	0	0	0	0	0	0	0
<b>TOTALS</b>		<b>46</b>	<b>37</b>	<b>9</b>	<b>0</b>	<b>0.0</b>	<b>0.0</b>	<b>0</b>	<b>1</b>	<b>0</b>	<b>0</b>	<b>0</b>	<b>7</b>	<b>0</b>	<b>0</b>	<b>0</b>	<b>0</b>	<b>0</b>	<b>0</b>	<b>0</b>	<b>0</b>	<b>0</b>	<b>4</b>	<b>3</b>	<b>1</b>	

### 2013

DATE	OPP	TACKLES							INTERCEPTIONS					FUMBLES			ST TACKLES									
		T	S	A	TFL	SK	YDS	QH	NO	YDS	LG	TD	PD	FF	FR	YDS	T	S	A							
Sept. 8	@JAC*	Inactive																								
Sept. 15	DAL*	Did Not Play																								
Sept. 19	@PHI*	Kansas City Practice Squad																								
Sept. 29	NYG*	Kansas City Practice Squad																								
Oct. 6	@TEN*	Kansas City Practice Squad																								
Oct. 13	OAK*	0	0	0	0	0.0	0.0	0	0	0	0	0	0	0	0	0	0	0	0	0	0	0	0	0	0	0
Oct. 20	HOU*	Inactive																								
Oct. 27	CLE*	Inactive																								
Nov. 3	@BUF*	Inactive																								
Nov. 11	MIA	Inactive																								
Nov. 17	ATL	Inactive																								
Nov. 24	@DET	0	0	0	0	0.0	0.0	0	0	0	0	0	0	0	0	0	0	0	0	0	0	0	0	0	0	0
Dec. 1	@CAR	Inactive																								
Dec. 8	BUF	Inactive																								
Dec. 15	SF	Inactive																								
Dec. 22	@STL	0	0	0	0	0.0	0.0	0	0	0	0	0	0	0	0	0	0	0	0	0	0	0	0	0	0	0
Dec. 29	@NO	0	0	0	0	0.0	0.0	0	0	0	0	0	0	0	0	0	0	0	0	0	0	0	0	0	0	0
<b>TOTALS</b>		<b>0</b>	<b>0</b>	<b>0</b>	<b>0</b>	<b>0.0</b>	<b>0.0</b>	<b>0</b>	<b>0</b>	<b>0</b>	<b>0</b>	<b>0</b>	<b>0</b>	<b>0</b>	<b>0</b>	<b>0</b>	<b>0</b>	<b>0</b>	<b>0</b>	<b>0</b>	<b>0</b>	<b>0</b>	<b>0</b>	<b>0</b>	<b>0</b>	<b>0</b>

\* Games played with Kansas City

90

**HENRY MELTON**

DEFENSIVE TACKLE

HT: 6-3 WT: 290

DOB: 10/11/86

NFL: 7TH YEAR

ACQ: UFA (DAL), 2015

COLLEGE: TEXAS

**ACQUIRED BY BUCS:**

- x Signed by Tampa Bay on March 12, 2015 as an unrestricted free agent from Dallas.

**ORIGINALLY ENTERED NFL:**

- x Originally entered the NFL as a fourth-round pick, (105th overall) of the Chicago Bears in the 2009 NFL Draft.

**CAREER HIGHLIGHTS:**

- x Spent five seasons with Chicago (2009-13), before joining Dallas (2014).
- x Has played in 64 career regular-season games, starting 35, totaling 101 tackles, 28 tackles for loss, 20.5 sacks, five passes defended, four fumble recoveries and three forced fumbles.
- x Played in both of Chicago's postseason contests in 2010.
- x Selected to his first career Pro Bowl following the 2012 season, where he started all 14 games he played, registering six sacks – the third-most by a defensive tackle that year.
- x Totaled 13.0 sacks from 2011-12, the second-highest mark by a defensive tackle in the NFL during that stretch.
- x Has three multi-sack games: Week 1 of 2011, against Atlanta (2.0 - 9/11/11), Week 1 of 2012, against Indianapolis (2.0 - 9/9/12) and Week 8 of 2014 vs. Washington on Monday Night Football (2.0 - 10/27/14).
- x Also posted one game with 1.5 sacks: Week 9 of 2014 against Arizona (11/2/14).
- x Started first career game in the 2011 season opener against Atlanta (9/11/12), recording five tackles and two sacks.
- x Notched first career sack in Week 10 of the 2010 season, against Minnesota (11/14/10).
- x Made NFL debut in the 2010 season opener against Detroit (9/12/10).

**2014 HIGHLIGHTS:**

- x Spent the season with the Dallas Cowboys.
- x Played in 16 regular season games, starting three, totaling 15 tackles, six tackles for loss, 5.0 sacks, four passes defended and two fumble recoveries.
- x Started at Tennessee (9/14), registering a half sack and a pass defended, which was intercepted by the Cowboys
- x At St. Louis (9/21), started for a second consecutive game, recovering a fumble that led to a Cowboys field goal.
- x Registered one sack against New Orleans (9/28).
- x Posted his third career multi-sack game against Washington on Monday Night Football (10/27).
- x Tallied 1.5 sacks against Arizona (11/2).

**COLLEGE:**

- x Started his career at Texas (2005-08) as a running back, before making the switch to defensive end.
- x Played in 49 games (24 at defensive end; 25 at running back), with 11 starts (10 at defensive tackle, one at running back).
- x As a defensive end, totaled 40 tackles, 11 tackles for loss, 4.0 sacks, three passes defended, two forced fumbles, two fumble recoveries and a blocked field goal.
- x Rushed for 625 yards and 16 touchdowns on 132 carries (4.7 avg.) as a running back.
- x As a senior (2008), earned honorable mention All-Big 12 honors after posting 29 tackles, 10 tackles for loss, 4.0 sacks two passes defended, one forced fumble, one fumble recovery and a blocked field goal.
- x Ran for 10 touchdowns as a freshman, which stood as the third-most by a freshman in school history.
- x Graduated with a degree in education.

**PERSONAL:**

- x Attended Grapevine High School (Grapevine, Texas).
- x Earned second-team All-USA selection from USA Today as a senior and was an all-district pick as a running back.
- x Also competed in track and field and baseball.



× His uncle, Ray Crockett, played 14 years in the NFL, with Detroit (1989-93), Denver (1994-2000) and Kansas City (2001-02).

× Born Henry Melton on October 11, 1986 in Grapevine, Texas.

## MELTON'S CAREER STATISTICS

YEAR	TEAM	GP	GS	TACKLES				INTERCEPTIONS				FUMBLES						
				TOT	SOLO	ASST	SK	YDS	NO	YDS	LG	TD	PD	FF	FR	YDS		
2009	Chicago																	
2010	Chicago	16	0	13	10	3	2.5	6.5	0	0	0	0	1	1	1	0		
2011	Chicago	15	15	24	18	6	7.0	42.0	0	0	0	0	0	0	0	0	0	0
2012	Chicago	14	14	44	32	12	6.0	49.0	0	0	0	0	0	2	0	0	0	0
2013	Chicago	3	3	5	3	2	0.0	0.0	0	0	0	0	0	0	0	1	0	0
2014	Dallas	16	3	15	11	4	5.0	23.5	0	0	0	0	4	0	2	0	0	0
<b>NFL Totals</b>		<b>64</b>	<b>35</b>	<b>101</b>	<b>74</b>	<b>27</b>	<b>20.5</b>	<b>121.0</b>	<b>0</b>	<b>0</b>	<b>0</b>	<b>0</b>	<b>4</b>	<b>3</b>	<b>4</b>	<b>0</b>	<b>0</b>	<b>0</b>

### PLAYOFFS

YEAR	TEAM	GP	GS	TACKLES				INTERCEPTIONS				FUMBLES						
				TOT	SOLO	ASST	SK	YDS	NO	YDS	LG	TD	PD	FF	FR	YDS		
2010	Chicago	2	0	2	2	0	0.0	0.0	0	0	0	0	0	0	0	0	0	0
<b>Postseason</b>		<b>2</b>	<b>0</b>	<b>2</b>	<b>2</b>	<b>0</b>	<b>0.0</b>	<b>0.0</b>	<b>0</b>	<b>0</b>	<b>0</b>	<b>0</b>	<b>0</b>	<b>0</b>	<b>0</b>	<b>0</b>	<b>0</b>	<b>0</b>

## SINGLE-GAME HIGHS

**Tackles:** 6, twice, last vs. Houston, 11/11/12 (w/Chicago)  
**Sacks:** 2.0, three times, last vs. Washington, 10/17/13 (w/Dallas)  
**Passes Defensed:** 2, at Chicago, 12/4/14 (w/Dallas)

## MELTON'S GAME-BY-GAME STATISTICS

### 2014

DATE	OPP	TACKLES							INTERCEPTIONS				FUMBLES			ST TACKLES			
		T	S	A	TFL	SK	YDS	QH	NO	YDS	LG	TD	PD	FF	FR	YDS	T	S	A
Sept. 7	BUF	6	5	1	0	0.0	0.0	0	1	5	0	1	0	0	0	0	1	0	1
Sept. 14	@SF	2	1	1	0	0.0	0.0	0	1	1	1	0	1	0	0	0	0	0	0
Sept. 22	@NYJ	4	2	2	0	0.0	0.0	0	0	0	0	0	0	0	0	0	0	0	0
Sept. 28	GB	3	2	1	0	0.0	0.0	0	0	0	0	0	0	0	0	0	0	0	0
Oct. 5	@CAR	0	0	0	0	0.0	0.0	0	0	0	0	0	0	0	0	0	0	0	0
Oct. 12	@ATL	3	3	0	0	0.0	0.0	0	0	0	0	0	0	0	0	0	0	0	0
Oct. 19	MIA								Inactive										
Oct. 26	@NE	8	5	3	0	0.0	0.0	0	0	0	0	0	0	0	0	0	0	0	0
Nov. 9	@GB	4	4	0	0	0.0	0.0	0	0	0	0	0	0	0	0	0	0	0	0
Nov. 16	MIN	2	2	0	0	0.0	0.0	0	0	0	0	0	0	0	0	0	2	2	0
Nov. 23	TB	4	4	0	0	0.0	0.0	0	1	0	0	1	0	0	0	0	0	0	0
Nov. 27	@DET	2	1	1	0	0.0	0.0	0	0	0	0	0	0	0	0	0	0	0	0
Dec. 4	DAL	2	1	1	0	0.0	0.0	0	0	0	0	0	0	0	0	0	0	0	0
Dec. 15	NO								Inactive										
Dec. 21	DET								Inactive										
Dec. 28	@MIN								Inactive										
<b>TOTALS</b>		<b>40</b>	<b>30</b>	<b>10</b>	<b>0</b>	<b>0.0</b>	<b>0.0</b>	<b>0</b>	<b>3</b>	<b>6</b>	<b>5</b>	<b>0</b>	<b>3</b>	<b>0</b>	<b>0</b>	<b>0</b>	<b>3</b>	<b>2</b>	<b>1</b>

### 2013

DATE	OPP	TACKLES							INTERCEPTIONS				FUMBLES			ST TACKLES			
		T	S	A	TFL	SK	YDS	QH	NO	YDS	LG	TD	PD	FF	FR	YDS	T	S	A
Sept. 8	CIN	1	0	1	0	0.0	0.0	0	0	0	0	0	0	0	0	0	0	0	0
Sept. 15	MIN	2	1	1	0	0.0	0.0	0	0	0	0	0	0	0	0	0	0	0	0
Sept. 23	@PIT	2	2	0	0	0.0	0.0	0	0	0	0	0	0	1	0	0	0	0	0
Sept. 29	@DET								Injured Reserve										
Oct. 6	NO								Injured Reserve										
Oct. 10	NYG								Injured Reserve										
Oct. 20	@WAS								Injured Reserve										
Nov. 4	@GB								Injured Reserve										
Nov. 10	DET								Injured Reserve										
Nov. 17	BAL								Injured Reserve										
Nov. 24	@STL								Injured Reserve										
Dec. 1	@MIN								Injured Reserve										
Dec. 8	DAL								Injured Reserve										
Dec. 15	@CLE								Injured Reserve										
Dec. 22	@PHI								Injured Reserve										
Dec. 29	GB								Injured Reserve										
<b>TOTALS</b>		<b>5</b>	<b>3</b>	<b>2</b>	<b>0</b>	<b>0.0</b>	<b>0.0</b>	<b>0</b>	<b>0</b>	<b>0</b>	<b>0</b>	<b>0</b>	<b>0</b>	<b>0</b>	<b>1</b>	<b>0</b>	<b>0</b>	<b>0</b>	<b>0</b>

## 2012

DATE	OPP	TACKLES							INTERCEPTIONS					FUMBLES			ST TACKLES			
		T	S	A	TFL	SK	YDS	QH	NO	YDS	LG	TD	PD	FF	FR	YDS	T	S	A	
Sept. 9	IND	5	4	1	3	2.0	16.0	2	0	0	0	0	0	0	0	0	0	0	0	0
Sept. 13	@GB	5	3	2	1	1.0	9.0	1	0	0	0	0	0	0	0	0	0	0	0	
Sept. 23	STL	2	2	0	0	0.0	0.0	0	0	0	0	0	0	0	0	0	0	0	0	
Oct. 1	@DAL	2	2	0	1	1.0	7.0	1	0	0	0	0	0	0	0	0	0	0	0	
Oct. 7	@JAC	1	0	1	0	0.5	2.5	1	0	0	0	0	0	0	0	0	0	0	0	
Oct. 22	DET	3	3	0	0	0.0	0.0	1	0	0	0	0	0	1	0	0	0	0	0	
Oct. 28	CAR	6	4	2	0	0.5	5.5	0	0	0	0	0	0	1	0	0	0	0	0	
Nov. 4	@TEN	2	0	2	0	0.0	0.0	0	0	0	0	0	0	0	0	0	0	0	0	
Nov. 11	HOU	6	4	2	2	0.0	0.0	0	0	0	0	0	0	0	0	0	0	0	0	
Nov. 19	@SF	0	0	0	0	0.0	0.0	0	0	0	0	0	0	@	0	0	0	0	0	
Nov. 25	MIN	2	2	0	1	1.0	9.0	2	0	0	0	0	0	0	0	0	0	0	0	
Dec. 2	SEA	5	4	1	1	0.0	0.0	0	0	0	0	0	0	0	0	0	0	0	0	
Dec. 9	@MIN	3	2	1	0	0.0	0.0	0	0	0	0	0	0	0	0	0	0	0	0	
Dec. 16	GB								Inactive											
Dec. 23	@ARI								Inactive											
Dec. 30	@DET	2	2	0	0	0.0	0.0	0	0	0	0	0	0	0	0	0	0	0	0	
<b>TOTALS</b>		<b>44</b>	<b>32</b>	<b>12</b>	<b>9</b>	<b>6.0</b>	<b>49.0</b>	<b>8</b>	<b>0</b>	<b>0</b>	<b>0</b>	<b>0</b>	<b>0</b>	<b>2</b>	<b>0</b>	<b>0</b>	<b>0</b>	<b>0</b>	<b>0</b>	

## 2011

DATE	OPP	TACKLES							INTERCEPTIONS					FUMBLES			ST TACKLES		
		T	S	A	TFL	SK	YDS	QBP	NO	YDS	LG	TD	PD	FF	FR	YDS	T	S	A
Sept. 11	ATL	5	4	1	2	2.0	18.0	7	0	0	0	0	0	0	0	0	0	0	0
Sept. 18	@NO	0	0	0	0	0.0	0.0	0	0	0	0	0	0	0	0	0	0	0	0
Sept. 25	GB	3	3	0	3	1.0	3.0	1	0	0	0	0	0	0	0	0	0	0	0
Oct. 2	CAR	0	0	0	0	0.0	0.0	0	0	0	0	0	0	0	0	0	0	0	0
Oct. 10	@DET	0	0	0	0	0.0	0.0	0	0	0	0	0	0	0	0	0	0	0	0
Oct. 16	MIN	0	0	0	0	0.0	0.0	1	0	0	0	0	0	0	0	0	0	0	0
Oct. 23	@TB	1	1	0	0	0.0	0.0	0	0	0	0	0	0	0	0	0	0	0	0
Nov. 7	@PHI	2	1	1	0	0.0	0.0	0	0	0	0	0	0	0	0	0	0	0	0
Nov. 13	DET	2	2	0	1	1.0	5.0	1	0	0	0	0	0	0	0	0	0	0	0
Nov. 20	SD	1	1	0	0	0.0	0.0	0	0	0	0	0	0	0	0	0	0	0	0
Nov. 27	@OAK	1	1	0	1	1.0	4.0	1	0	0	0	0	0	0	0	0	0	0	0
Dec. 4	KC	2	2	0	1	1.0	10.0	1	0	0	0	0	0	0	0	0	0	0	0
Dec. 11	@DEN	2	2	0	1	1.0	2.0	1	0	0	0	0	0	0	0	0	0	0	0
Dec. 18	SEA								Inactive										
Dec. 25	@GB	3	1	2	1	0.0	0.0	1	0	0	0	0	0	0	0	0	0	0	0
Jan. 1	@MIN	2	0	2	1	0.0	0.0	1	0	0	0	0	0	0	0	0	0	0	0
<b>TOTALS</b>		<b>24</b>	<b>18</b>	<b>6</b>	<b>11</b>	<b>7.0</b>	<b>42.0</b>	<b>15</b>	<b>0</b>	<b>0</b>	<b>0</b>	<b>0</b>	<b>0</b>	<b>0</b>	<b>0</b>	<b>0</b>	<b>0</b>	<b>0</b>	<b>0</b>

## 2010

DATE	OPP	TACKLES							INTERCEPTIONS					FUMBLES			ST TACKLES		
		T	S	A	TFL	SK	YDS	QBP	NO	YDS	LG	TD	PD	FF	FR	YDS	T	S	A
Sept. 12	DET	0	0	0	0	0.0	0.0	0	0	0	0	0	0	0	0	0	0	0	0
Sept. 19	@DAL	0	0	0	0	0.0	0.0	0	0	0	0	0	0	0	0	0	0	0	0
Sept. 27	GB	0	0	0	0	0.0	0.0	0	0	0	0	0	0	0	0	0	0	0	0
Oct. 3	@NYG	0	0	0	0	0.0	0.0	0	0	0	0	0	0	0	0	0	0	0	0
Oct. 10	@CAR	2	1	1	0	0.0	0.0	0	0	0	0	0	0	0	0	0	0	0	0
Oct. 17	SEA	1	1	0	0	0.0	0.0	0	0	0	0	0	0	0	0	0	0	0	0
Oct. 24	WAS	1	1	0	0	0.0	0.0	1	0	0	0	0	0	0	0	0	0	0	0
Nov. 7	@BUF	2	2	0	0	0.0	0.0	1	0	0	0	0	0	0	0	0	0	0	0
Nov. 14	MIN	1	1	0	0	1.0	0.0	1	0	0	0	0	0	1	0	0	0	0	0
Nov. 18	@MIA	3	3	0	1	1.0	5.0	1	0	0	0	0	0	0	0	0	0	0	0
Nov. 28	PHI	1	1	0	1	0.0	0.0	0	0	0	0	0	0	0	0	0	0	0	0
Dec. 5	@DET	0	0	0	0	0.0	0.0	0	0	0	0	0	0	0	0	0	0	0	0
Dec. 12	NE	1	0	1	0	0.0	0.0	0	0	0	0	0	0	0	0	0	0	0	0
Dec. 20	@MIN	0	0	0	0	0.0	0.0	0	0	0	0	0	1	0	1	0	0	0	0
Dec. 26	NYJ	0	0	0	0	0.0	0.0	0	0	0	0	0	0	0	0	0	0	0	0
Jan. 1	@GB	1	0	1	0	0.5	1.5	1	0	0	0	0	0	0	0	0	0	0	0
<b>TOTALS</b>		<b>43</b>	<b>27</b>	<b>16</b>	<b>6</b>	<b>3.0</b>	<b>22.0</b>	<b>17</b>	<b>0</b>	<b>0</b>	<b>0</b>	<b>0</b>	<b>5</b>	<b>1</b>	<b>0</b>	<b>0</b>	<b>0</b>	<b>0</b>	<b>0</b>
<b>PLAYOFFS</b>																			
Jan. 16	SEA	0	0	0	0	0.0	0.0	0	0	0	0	0	0	0	0	0	0	0	0
Jan. 23	GB	2	2	0	0	0.0	0.0	0	0	0	0	0	0	0	0	0	0	0	0
<b>TOTALS</b>		<b>2</b>	<b>2</b>	<b>0</b>	<b>0</b>	<b>0.0</b>	<b>0.0</b>	<b>0</b>	<b>0</b>	<b>0</b>	<b>0</b>	<b>0</b>	<b>0</b>	<b>0</b>	<b>0</b>	<b>0</b>	<b>0</b>	<b>0</b>	<b>0</b>

# 26

## STERLING MOORE

**CORNERBACK**  
HT: 5-10 WT: 202  
DOB: 2/3/90  
NFL: 5TH YEAR  
ACQ: UFA (DAL), 2015  
COLLEGE: SMU



### ACQUIRED BY BUCS:

- x Signed by Tampa Bay on March 20, 2015 as an unrestricted free agent from Dallas.

### ORIGINALLY ENTERED NFL:

- x Originally entered the NFL as a college free agent with the Oakland Raiders on July 28, 2011.

### TRANSACTIONS:

- x Signed by Oakland on July 28, 2011. Waived on September 3, 2011.
- x Signed to Oakland practice squad on September 4, 2011. Released on September 26, 2011.
- x Signed to New England Patriots' practice squad on October 5, 2011.
- x Promoted to New England active roster on October 15, 2011. Waived on October 17, 2011.
- x Re-signed to New England practice squad on October 19, 2011.
- x Promoted to New England active roster on November 9, 2011. Waived on December 10, 2011.
- x Re-signed to New England practice squad on December 14, 2011.
- x Promoted to New England active roster on December 23, 2011. Waived on October 31, 2012.
- x Re-signed to New England practice squad on November 2, 2012.
- x Signed to Dallas Cowboys' active roster on December 1, 2012. Waived on August 31, 2013.
- x Re-signed by Dallas on November 25, 2013. Declared free agent on March 10, 2015.
- x Signed by Tampa Bay on March 20, 2015.

### CAREER HIGHLIGHTS:

- x Has played for New England (2011-12) and Dallas (2012-14), starting 10-of-40 regular season games, totaling 79 tackles, 19 passes defended, three interceptions (47 return yards, one touchdown), three fumble recoveries and two forced fumbles.
- x Has started two-of-five postseason contests played, tallying 10 tackles and six passes defended.
- x Part of the 2011 AFC Champion New England Patriots.

- x Has one game with multiple interceptions: two against Buffalo in the 2011 season finale (1/1/12), including one returned 21 yards for a touchdown.
- x Tallied a career-high three passes defended against Green Bay (12/15/13), while also grabbing his third career interception.
- x Started first career game in Week 10 of the 2011 season, at N.Y. Jets (11/13/11).
- x Made NFL debut with New England, against Dallas (10/16/11).

### 2014 HIGHLIGHTS:

- x Spent the season with the Dallas Cowboys.
- x Played in 16 regular season games, starting seven, totaling 46 tackles, 12 passes defended, two fumble recoveries and one forced fumble.
- x Registered three games with multiple passes defended: at Tennessee (9/14), against New Orleans (9/28) and against N.Y. Giants (10/19).
- x Forced a fumble at Tennessee (9/14).
- x Recovered first fumble of the season against New Orleans, ending the Saints' final drive of the game.
- x At Chicago (12/4), notched his second fumble recovery of the year, which led to a Cowboys touchdown.
- x Recorded a pass defended in each of the final five games of the season.

### COLLEGE/PERSONAL:

- x Played two seasons at Southern Methodist (2009-10), appearing in 19 games, recording 59 tackles, 18 passes defended, two interceptions (64 return yards, one touchdown), 2.0 sacks and one fumble recovered in the endzone for a touchdown.
- x Prior to playing at SMU, spent two seasons (2007-08) at Laney College (Oakland, California), earning California All-JUCO honors.
- x Attended Deer Valley High School (Antioch, California).
- x Played wide receiver and defensive back.
- x Also played prep basketball.
- x Born Sterling Moore on February 3, 1990 in Antioch, California.

## MOORE'S CAREER STATISTICS

YEAR	TEAM	TACKLES							INTERCEPTIONS					FUMBLES			ST TACKLES			
		GP	GS	TOT	SOLO	ASST	SK	YDS	NO	YDS	LG	TD	PD	FF	FR	YDS	T	S	A	
2011	New England	6	3	7	6	1	0.0	0.0	2	26	21t	1	2	0	0	0	0	0	0	
2012	NE/DAL	13	0	22	18	4	0.0	0.0	0	0	0	0	2	1	1	14	0	0	0	
2013	Dallas	5	0	4	4	0	0.0	0.0	1	21	21	0	3	1	0	0	1	1	0	
2014	Dallas	16	7	46	35	11	0.0	0.0	0	0	0	0	12	1	2	17	0	0	0	
<b>NFL Totals</b>		<b>40</b>	<b>10</b>	<b>79</b>	<b>63</b>	<b>16</b>	<b>0.0</b>	<b>0.0</b>	<b>3</b>	<b>47</b>	<b>21t</b>	<b>1</b>	<b>19</b>	<b>3</b>	<b>3</b>	<b>31</b>	<b>1</b>	<b>1</b>	<b>0</b>	
<b>PLAYOFFS</b>																				
YEAR	TEAM	TACKLES							INTERCEPTIONS					FUMBLES			ST TACKLES			
		GP	GS	TOT	SOLO	ASST	SK	YDS	NO	YDS	LG	TD	PD	FF	FR	YDS	T	S	A	
2011	New England	3	0	6	6	0	0.0	0.0	0	0	0	0	6	0	0	0	0	0	0	0
2014	Dallas	2	2	4	4	0	0.0	0.0	0	0	0	0	0	0	0	0	0	0	0	0
<b>Postseason</b>		<b>5</b>	<b>2</b>	<b>10</b>	<b>10</b>	<b>0</b>	<b>0.0</b>	<b>0.0</b>	<b>0</b>	<b>0</b>	<b>0</b>	<b>0</b>	<b>6</b>	<b>0</b>	<b>0</b>	<b>0</b>	<b>0</b>	<b>0</b>	<b>0</b>	<b>0</b>

### SINGLE-GAME HIGHS

**Tackles:** 6, at St. Louis, 10/28/12 (w/New England)  
**Interceptions:** 2 vs. Buffalo, 1/1/12 (w/New England)  
**Passes Defensed:** 3, vs. Green Bay, 12/15/13 (w/Dallas)  
**Forced Fumbles:** 1, twice, last at Tennessee, 9/14/14 (w/Dallas)  
**Fumble Recoveries:** 1, three times, last at Chicago, 12/4/14 (w/Dallas)

## MOORE'S GAME-BY-GAME STATISTICS

### 2014 (w/DALLAS)

DATE	OPP	TACKLES							INTERCEPTIONS					FUMBLES			ST TACKLES			
		T	S	A	TFL	SK	YDS	QH	NO	YDS	LG	TD	PD	FF	FR	YDS	T	S	A	
Sept. 7	SF	4	3	1	0	0.0	0.0	0	0	0	0	0	0	0	0	0	0	0	0	
Sept. 14	@TEN	5	5	0	1	0.0	0.0	0	0	0	0	2	1	0	0	0	0	0	0	
Sept. 21	@STL	1	0	1	0	0.0	0.0	0	0	0	0	0	0	0	0	0	0	0	0	
Sept. 28	NO	3	1	2	0	0.0	0.0	0	0	0	0	2	0	1	0	0	0	0	0	
Oct. 5	HOU	3	3	0	0	0.0	0.0	0	0	0	0	0	0	0	0	0	0	0	0	
Oct. 12	@SEA	1	1	0	0	0.0	0.0	0	0	0	0	1	0	0	0	0	0	0	0	
Oct. 19	NYG	4	3	1	0	0.0	0.0	0	0	0	0	2	0	0	0	0	0	0	0	
Oct. 27	WAS	4	3	1	0	0.0	0.0	0	0	0	0	0	0	0	0	0	0	0	0	
Nov. 2	ARI	1	1	0	0	0.0	0.0	0	0	0	0	0	0	0	0	0	0	0	0	
Nov. 9	@JAX	5	5	0	0	0.0	0.0	0	0	0	0	0	0	0	0	0	0	0	0	
Nov. 23	@NYG	3	3	0	0	0.0	0.0	0	0	0	0	0	0	0	0	0	0	0	0	
Nov. 27	PHI	2	1	1	0	0.0	0.0	0	0	0	0	1	0	0	0	0	0	0	0	
Dec. 4	@CHI	1	1	0	0	0.0	0.0	0	0	0	0	1	0	1	17	0	0	0	0	
Dec. 14	@PHI	1	1	0	0	0.0	0.0	0	0	0	0	1	0	0	0	0	0	0	0	
Dec. 21	IND	3	1	2	0	0.0	0.0	0	0	0	0	1	0	0	0	0	0	0	0	
Dec. 28	@WAS	5	3	2	0	0.0	0.0	0	0	0	0	1	0	0	0	0	0	0	0	
<b>TOTALS</b>		<b>46</b>	<b>35</b>	<b>11</b>	<b>1</b>	<b>0.0</b>	<b>0.0</b>	<b>0</b>	<b>0</b>	<b>0</b>	<b>0</b>	<b>12</b>	<b>1</b>	<b>2</b>	<b>17</b>	<b>0</b>	<b>0</b>	<b>0</b>	<b>0</b>	
<b>PLAYOFFS</b>																				
Jan. 4	DET	1	1	0	0	0.0	0.0	0	0	0	0	0	0	0	0	0	0	0	0	0
Jan. 11	@GB	3	3	0	0	0.0	0.0	0	0	0	0	0	0	0	0	0	0	0	0	0
<b>TOTALS</b>		<b>4</b>	<b>4</b>	<b>0</b>	<b>0</b>	<b>0.0</b>	<b>0.0</b>	<b>0</b>	<b>0</b>	<b>0</b>	<b>0</b>	<b>0</b>	<b>0</b>	<b>0</b>	<b>0</b>	<b>0</b>	<b>0</b>	<b>0</b>	<b>0</b>	<b>0</b>

## 2013 (W/DALLAS)

DATE	OPP	TACKLES						INTERCEPTIONS						FUMBLES			ST TACKLES		
		T	S	A	TFL	SK	YDS	QH	NO	YDS	LG	TD	PD	FF	FR	YDS	T	S	A
Sept. 8	NYG																		
Sept. 15	@KC																		
Sept. 22	STL																		
Sept. 29	@SD																		
Oct. 6	DEN																		
Oct. 13	WAS																		
Oct. 20	@PHI																		
Oct. 27	@DET																		
Nov. 3	MIN																		
Nov. 10	@NO																		
Nov. 24	@NYG																		
Nov. 28	OAK	0	0	0	0	0.0	0.0	0	0	0	0	0	0	0	0	0	1	1	0
Dec. 9	@CHI	1	1	0	0	0.0	0.0	0	0	0	0	0	0	0	0	0	0	0	0
Dec. 15	GB	1	1	0	0	0.0	0.0	0	1	21	21	0	3	0	0	0	0	0	0
Dec. 22	@WAS	2	2	0	0	0.0	0.0	0	0	0	0	0	0	0	0	0	0	0	0
Dec. 29	PHI	0	0	0	0	0.0	0.0	0	0	0	0	0	0	0	0	0	0	0	0
<b>TOTALS</b>		<b>4</b>	<b>4</b>	<b>0</b>	<b>0</b>	<b>0.0</b>	<b>0.0</b>	<b>0</b>	<b>1</b>	<b>21</b>	<b>21</b>	<b>0</b>	<b>3</b>	<b>0</b>	<b>0</b>	<b>0</b>	<b>1</b>	<b>1</b>	<b>0</b>

## 2012 (W/NEW ENGLAND)

DATE	OPP	TACKLES						INTERCEPTIONS						FUMBLES			ST TACKLES		
		T	S	A	TFL	SK	YDS	QH	NO	YDS	LG	TD	PD	FF	FR	YDS	T	S	A
Sept. 9	@TEN	0	0	0	0	0.0	0.0	0	0	0	0	0	0	0	0	0	0	0	0
Sept. 16	ARI	1	1	0	0	0.0	0.0	0	0	0	0	0	0	0	0	0	0	0	0
Sept. 23	@BAL	1	1	0	0	0.0	0.0	0	0	0	0	0	0	0	0	0	0	0	0
Sept. 30	@BUF	1	1	0	0	0.0	0.0	0	0	0	0	0	0	0	0	0	0	0	0
Oct. 7	DEN	3	2	1	0	0.0	0.0	0	0	0	0	0	0	1	1	14	0	0	0
Oct. 14	@SEA	0	0	0	0	0.0	0.0	0	0	0	0	0	0	0	0	0	0	0	0
Oct. 21	NYJ	1	1	0	0	0.0	0.0	0	0	0	0	0	0	0	0	0	0	0	0
Oct. 28	@STL	6	6	0	0	0.0	0.0	0	0	0	0	0	1	0	0	0	0	0	0
Nov. 11	BUF																		
Nov. 18	IND																		
Nov. 22	@NYJ																		
Dec. 2	PHI*	1	1	1	0	0.0	0.0	0	0	0	0	0	0	0	0	0	0	0	0
Dec. 9	@CIN*	2	1	1	0	0.0	0.0	0	0	0	0	0	0	0	0	0	0	0	0
Dec. 16	PIT*	2	2	0	0	0.0	0.0	0	0	0	0	0	0	0	0	0	0	0	0
Dec. 23	NO*	2	2	0	0	0.0	0.0	0	0	0	0	0	1	0	0	0	0	0	0
Dec. 30	@WAS*	2	1	1	0	0.0	0.0	0	0	0	0	0	0	0	0	0	0	0	0
<b>TOTALS</b>		<b>78</b>	<b>66</b>	<b>12</b>	<b>7</b>	<b>0.0</b>	<b>0.0</b>	<b>0</b>	<b>2</b>	<b>11</b>	<b>11</b>	<b>0</b>	<b>10</b>	<b>1</b>	<b>1</b>	<b>0</b>	<b>6</b>	<b>-</b>	<b>-</b>

\* Games played with Dallas

## 2011 (W/NEW ENGLAND)

DATE	OPP	TACKLES						INTERCEPTIONS						FUMBLES			ST TACKLES		
		T	S	A	TFL	SK	YDS	QH	NO	YDS	LG	TD	PD	FF	FR	YDS	T	S	A
Sept. 12	@MIA																		
Sept. 18	SD																		
Sept. 25	@BUF																		
Oct. 2	@OAK																		
Oct. 9	NYJ																		
Oct. 16	DAL	0	0	0	0	0.0	0.0	0	0	0	0	0	0	0	0	0	0	0	0
Oct. 30	@PIT																		
Nov. 6	NYG																		
Nov. 13	@NYJ	1	1	0	0	0.0	0.0	0	0	0	0	0	0	0	0	0	0	0	0
Nov. 21	KC	2	2	0	0	0.0	0.0	0	0	0	0	0	0	0	0	0	0	0	0
Nov. 27	@PHI	2	2	0	0	0.0	0.0	0	0	0	0	0	0	0	0	0	0	0	0
Dec. 4	IND	1	1	0	0	0.0	0.0	0	0	0	0	0	0	0	0	0	0	0	0
Dec. 11	@WAS																		
Dec. 18	@DEN																		
Dec. 24	MIA																		
Jan. 1	BUF	1	0	1	0	0.0	0.0	0	2	26	21t	1	2	0	0	0	0	0	0
<b>TOTALS</b>		<b>7</b>	<b>6</b>	<b>1</b>	<b>0</b>	<b>0.0</b>	<b>0.0</b>	<b>0</b>	<b>2</b>	<b>26</b>	<b>21T</b>	<b>1</b>	<b>2</b>	<b>0</b>	<b>0</b>	<b>0</b>	<b>0</b>	<b>0</b>	<b>0</b>
<b>PLAYOFFS</b>																			
Jan. 14	DEN	1	1	0	0	0.0	0.0	0	0	0	0	0	2	0	0	0	0	0	0
Jan. 22	BAL	2	2	0	0	0.0	0.0	0	0	0	0	0	2	0	0	0	1	0	1
Feb. 5	NYG	3	3	0	0	0.0	0.0	0	0	0	0	0	2	0	0	0	0	0	0
<b>TOTALS</b>		<b>6</b>	<b>6</b>	<b>0</b>	<b>0</b>	<b>0.0</b>	<b>0.0</b>	<b>0</b>	<b>0</b>	<b>0</b>	<b>0</b>	<b>0</b>	<b>6</b>	<b>0</b>	<b>0</b>	<b>0</b>	<b>1</b>	<b>0</b>	<b>1</b>



18

**LOUIS MURPHY**

**WIDE RECEIVER**  
 HT: 6-2 WT: 200  
 DOB: 5/11/87  
 NFL: 7TH YEAR  
 ACQ: UFA (NYG), 2014  
 COLLEGE: FLORIDA

**ACQUIRED BY BUCS:**

- × Signed by Tampa Bay on March 26, 2014, as an unrestricted free agent from the New York Giants.

**ORIGINALLY ENTERED NFL:**

- × Originally entered the NFL as a fourth-round pick, (124th overall) of the Oakland Raiders in the 2009 NFL Draft.

**CAREER HIGHLIGHTS:**

- × Has played in 82 games with 27 starts, recording 152 receptions for 2,124 yards and 10 touchdowns, also contributing 14 rushing attempts for 146 yards and one touchdown.
- × Has three career 100-receiving yard games (one with Tampa Bay).
- × Played for Oakland (2009-2011), Carolina (2012) and New York Giants (2013) before joining Tampa Bay.
- × Started NFL debut against San Diego (09/14/09), catching four passes for 87 yards, including a 57-yard touchdown.
- × In 2010 set career highs with 41 receptions for 609 yards.
- × In 2011, Murphy had his first career rushing touchdown against Detroit (12/18/11) on a 12-yard carry.
- × Recorded first touchdown reception as a Buccaneer at New Orleans (10/5/2014).

**2014 HIGHLIGHTS:**

- × Signed as a free agent on September 23.
- × Played in 11 games, with three starts, catching 31 passes for 380 yards and two touchdowns.
- × Placed on Injured Reserve on December 16 with an ankle injury sustained at Carolina (12/14).
- × Made Buccaneers debut at Pittsburgh (9/28), leading the team in both receptions (6) and receiving yards (99).
- × Caught a 41-yard pass from Mike Glennon at Pittsburgh (9/28) on Tampa Bay's final drive, setting up the game-winning touchdown.
- × His 99 receiving yards at Pittsburgh (9/28) were the most ever by a player making their Buccaneers debut.

- × Recorded first touchdown reception as a Buccaneer at New Orleans (10/5), a 20-yard pass from Mike Glennon.
- × Finished the day vs. Baltimore (10/12) leading the team with seven receptions for 72 yards, including a three-yard touchdown catch.
- × Became the first Buccaneer to record at least 200 yards and two touchdowns in their first three games with the team.
- × Finished at Chicago (11/23) with a team-leading six receptions for 113 yards.
- × At Chicago (11/23), along with teammate Vincent Jackson (five receptions for 117 yards), became part of the first pair of Buccaneers to have 100 or more receiving yards in a game since Jackson and Mike Williams did so in 2012.

**COLLEGE/PERSONAL:**

- × While at Florida (2005-08), started 26-of-48 games in four seasons, totaling 77 receptions for 1,245 yards and 13 touchdowns.
- × Helped Florida win two national championships (2006, 2008), including his senior year where he was voted as team captain.
- × Started every game for the first time in his career as a senior (2008), leading the team in receiving yards (655) and ranking second on the team in receptions (38).
- × As a junior (2007) played in all 13 games including 10 starts and was the only Florida player with a reception in all 13 games, finishing the season recording 37 receptions for 548 yards and five touchdowns.
- × Made first career reception as a sophomore (2006), catching a 35-yard touchdown pass against LSU (10/7).
- × Played in nine games as a freshman.
- × Majored in recreation event management.
- × Attended Lakewood High School in St. Petersburg, Florida, where he caught 26 passes for 520 yards and 3 touchdowns as a senior.
- × Named a two-time offensive MVP and a special-teams MVP.
- × Ran as the anchor on LHS 4x400 relay squad and won the state championship as a sophomore.
- × Played power forward on the basketball team.
- × Born Louis Morris Murphy, Jr. on May 11th, 1987.

**COMMUNITY:**

× In March 2015 helped host Kory, a young visitor from the Dream On 3 Foundation, who toured One Buc Place and played catch with Murphy on the practice field.

× Visited Davis Elementary School in February 2015 to lead students in PLAY 60 drills and congratulate the school on winning the PLAY 60 Challenge.

**MURPHY'S CAREER STATISTICS**

YEAR	TEAM	RECEIVING							RUSHING				
		GP	GS	NO	YDS	AVG	LG	TD	ATT	YDS	AVG	LG	TD
2009	Oakland	16	9	34	521	15.3	75T	4	6	31	5.2	13	0
2010	Oakland	14	9	41	609	14.9	70	2	1	43	43.0	43	0
2011	Oakland	11	1	15	241	16.1	47	0	6	69	11.5	27	1
2012	Carolina	16	5	25	336	13.4	55	1	1	3	3.0	3	0
2013	N.Y. Giants	14	0	6	37	6.2	8	1	0	0	0.0	0	0
2014	Tampa Bay	11	3	31	380	12.3	54	2	0	0	-	-	0
<b>NFL Totals</b>		<b>82</b>	<b>27</b>	<b>152</b>	<b>2,124</b>	<b>14.0</b>	<b>75t</b>	<b>10</b>	<b>14</b>	<b>146</b>	<b>10.4</b>	<b>43</b>	<b>1</b>

**SINGLE-GAME HIGHS**

**Receptions:** 7, vs. Baltimore, 10/12/14  
**Receiving Yards:** 128, at Pittsburgh, 12/6/09 (w/Oakland)  
**Receiving TDs:** 2, at Pittsburgh, 12/6/09 (w/Oakland)  
 3 100-Yard Receiving Games

**ADDITIONAL STATS**

**Fumbles-Lost:** 5-2 - 2-1 in 2010, 1-0 in 2012, 1-1 in 2013, 1-0 in 2014  
**Fumble Recoveries:** 2 - 1 in 2010, 1 in 2012  
**Misc. Tackles:** 7 - 3 in 2009, 2 in 2010, 1 in 2011, 1 in 2014

**MURPHY'S GAME-BY-GAME STATISTICS**

2014 DATE	OPP	RECEIVING							RUSHING			
		NO	YDS	AVG	LG	TD	ATT	YDS	AVG	LG	TD	
Sept. 7	CAR											
Sept. 14	STL											
Sept. 21	@ATL											
Sept. 28	@PIT	6	99	16.5	41	0	0	0	-	-	0	
Oct. 5	@NO	3	35	11.7	20T	1	0	0	-	-	0	
Oct. 19	BAL	7	72	10.3	24	1	0	0	-	-	0	
Oct. 27	MIN	2	11	5.5	7	0	0	0	-	-	0	
Nov. 2	@CLE	2	13	6.5	9	0	0	0	-	-	0	
Nov. 9	ATL	1	12	12.0	12	0	0	0	-	-	0	
Nov. 16	@WAS	0	0	-	-	0	0	0	-	-	0	
Nov. 23	@CHI	6	113	18.8	54	0	0	0	-	-	0	
Nov. 27	CIN	1	7	7.0	7	0	0	0	-	-	0	
Dec. 7	@DET	3	18	6.0	9	0	0	0	-	-	0	
Dec. 14	@CAR	0	0	-	-	0	0	0	-	-	0	
Dec. 21	GB											
Dec. 28	NO											
<b>TOTALS</b>		<b>31</b>	<b>380</b>	<b>12.3</b>	<b>54</b>	<b>2</b>	<b>0</b>	<b>0</b>	<b>-</b>	<b>-</b>	<b>0</b>	

## 2013 (W/N.Y. GIANTS)

DATE	OPP	NO	YDS	RECEIVING			TD	ATT	YDS	RUSHING		
				AVG	LG	LG				AVG	LG	TD
Sept. 8	@DAL	0	0	-	-	0	0	0	-	-	0	
Sept. 15	DEN	0	0	-	-	0	0	0	-	-	0	
Sept. 22	@CAR	1	8	8.0	8	0	0	0	-	-	0	
Sept. 29	@KC	0	0	-	-	0	0	0	-	-	0	
Oct. 6	PHI					Inactive						
Oct. 10	@CHI					Inactive						
Oct. 21	MIN	0	0	-	-	0	0	0	-	-	0	
Oct. 27	@PHI	0	0	-	-	0	0	0	-	-	0	
Nov. 10	OAK	0	0	-	-	0	0	0	-	-	0	
Nov. 17	GB	0	0	-	-	0	0	0	-	-	0	
Nov. 24	DAL	1	4	4.0	4t	1	0	0	-	-	0	
Dec. 1	@WAS	0	0	-	-	0	0	0	-	-	0	
Dec. 8	@SD	0	0	-	-	0	0	0	-	-	0	
Dec. 15	SEA	1	7	7.0	7	0	0	0	-	-	0	
Dec. 22	@DET	2	10	5.0	5	0	0	0	-	-	0	
Dec. 29	WAS	1	8	8.0	8	0	0	0	-	-	0	
<b>TOTALS</b>		<b>6</b>	<b>37</b>	<b>6.2</b>	<b>8</b>	<b>1</b>	<b>0</b>	<b>0</b>	<b>-</b>	<b>-</b>	<b>0</b>	

## 2012 (W/CAROLINA)

DATE	OPP	NO	YDS	RECEIVING			TD	ATT	YDS	RUSHING		
				AVG	LG	LG				AVG	LG	TD
Sept. 9	@TB	3	63	21.0	51	0	0	0	-	-	0	
Sept. 16	NO	0	0	-	-	0	0	0	-	-	0	
Sept. 20	NYG	1	7	7.0	7	0	0	0	-	-	0	
Sept. 30	@ATL	1	8	8.0	8	0	0	0	-	-	0	
Oct. 7	SEA	1	5	5.0	5	0	1	3	3.0	3	0	
Oct. 21	DAL	3	48	16.0	26	0	0	0	-	-	0	
Oct. 28	@CHI	0	0	-	-	0	0	0	-	-	0	
Nov. 4	@WAS	1	4	4.0	4	0	0	0	-	-	0	
Nov. 11	DEN	0	0	-	-	0	0	0	-	-	0	
Nov. 18	TB	1	12	12.0	12	0	0	0	-	-	0	
Nov. 26	@PHI	2	65	32.5	55	0	0	0	-	-	0	
Dec. 2	@KC	1	8	8.0	8t	0	0	0	-	-	0	
Dec. 9	ATL	5	36	7.2	16	0	0	0	-	-	0	
Dec. 16	@SD	2	18	9.0	11	0	0	0	-	-	0	
Dec. 23	OAK	1	5	5.0	5	0	0	0	-	-	0	
Dec. 30	@NO	3	57	19.0	34	0	0	0	-	-	0	
<b>TOTALS</b>		<b>25</b>	<b>336</b>	<b>13.4</b>	<b>55</b>	<b>0</b>	<b>1</b>	<b>3</b>	<b>3.0</b>	<b>3</b>	<b>0</b>	

## 2011 (W/OAKLAND)

DATE	OPP	NO	YDS	RECEIVING			TD	ATT	YDS	RUSHING		
				AVG	LG	LG				AVG	LG	TD
Sept. 12	@DEN					Inactive						
Sept. 18	@BUF					Inactive						
Sept. 25	NYJ					Inactive						
Oct. 2	NE					Inactive						
Oct. 9	@HOU					Inactive						
Oct. 16	CLE	0	0	-	-	0	0	0	-	-	0	
Oct. 23	KC	0	0	-	-	0	0	0	-	-	0	
Nov. 6	DEN	1	23	23.0	23	0	0	0	-	-	0	
Nov. 10	@SD	0	0	-	-	0	0	0	-	-	0	
Nov. 20	@MIN	0	0	-	-	0	0	0	-	-	0	
Nov. 27	CHI	2	53	26.5	47	0	0	0	-	-	0	
Dec. 4	@MIA	2	15	7.5	9	0	2	16	8.0	15	0	
Dec. 11	@GB	4	70	17.5	24	0	1	10	10.0	10	0	
Dec. 18	DET	1	8	8.0	8	0	2	16	8.0	12t	1	
Dec. 24	@KC	0	0	-	-	0	0	0	-	-	0	
Jan. 1	SD	5	72	14.4	28	0	1	27	27.0	27	0	
<b>TOTALS</b>		<b>15</b>	<b>241</b>	<b>16.1</b>	<b>24</b>	<b>0</b>	<b>6</b>	<b>69</b>	<b>11.5</b>	<b>27</b>	<b>1</b>	

## 2010 (W/OAKLAND)

DATE	OPP	NO	YDS	RECEIVING			ATT	YDS	RUSHING		
				AVG	LG	TD			AVG	LG	TD
Sept. 12	@TEN	4	28	7.0	16	0	0	0	-	-	0
Sept. 19	STL	6	91	15.2	27	1	0	0	-	-	0
Sept. 26	@ARI	5	119	23.8	70	0	0	0	-	-	0
Oct. 3	HOU	1	5	5.0	5	0	0	0	-	-	0
Oct. 10	SD	2	61	30.5	58	0	0	0	-	-	0
Oct. 17	@SF	1	4	4.0	4	0	1	43	43.0	43	0
Oct. 24	@DEN	2	29	14.5	20	0	0	0	-	-	0
Oct. 31	SEA				Inactive						
Nov. 7	KC				Inactive						
Nov. 21	@PIT	3	25	8.3	12	0	0	0	-	-	0
Nov. 28	MIA	4	73	18.3	29	0	0	0	-	-	0
Dec. 5	@SD	2	36	18.0	37	0	0	0	-	-	0
Dec. 12	@JAC	6	59	9.8	15	1	0	0	-	-	0
Dec. 19	DEN	1	14	14.0	14	0	0	0	-	-	0
Dec. 26	IND	2	36	18.0	26	0	0	0	-	-	0
Jan. 2	@KC	2	29	14.5	20	0	0	0	-	-	0
<b>TOTALS</b>		<b>41</b>	<b>609</b>	<b>14.9</b>	<b>70</b>	<b>2</b>	<b>1</b>	<b>43</b>	<b>43.0</b>	<b>43</b>	<b>0</b>

## 2009 (W/OAKLAND)

DATE	OPP	NO	YDS	RECEIVING			ATT	YDS	RUSHING		
				AVG	LG	TD			AVG	LG	TD
Sept. 14	SD	4	87	21.8	57t	1	0	0	-	-	0
Sept. 20	@KC	2	26	13.0	19	0	0	0	-	-	0
Sept. 27	DEN	2	25	12.5	18	0	0	0	-	-	0
Oct. 4	@HOU	3	34	11.3	19	0	1	-7	-7.0	-7	0
Oct. 11	NYG	1	2	2.0	2	0	0	0	-	-	0
Oct. 18	PHI	0	0	-	-	0	0	0	-	-	0
Oct. 25	NYJ	4	58	14.5	28	0	0	0	-	-	0
Nov. 1	@SD	0	0	-	-	0	1	12	12.0	12	0
Nov. 15	KC	0	0	-	-	0	0	0	-	-	0
Nov. 22	CIN	1	29	29.0	29t	1	0	0	-	-	0
Nov. 26	@DAL	2	22	11.0	17	0	0	0	-	-	0
Dec. 6	@PIT	4	128	32.0	75t	2	0	0	-	-	0
Dec. 13	WAS	1	8	8.0	8	0	2	9	4.5	8	0
Dec. 20	@DEN	2	21	10.5	14	0	0	0	-	-	0
Dec. 27	@CLE	2	22	11.0	16	0	0	0	-	-	0
Jan. 3	BAL	6	59	9.8	20	0	2	17	8.5	13	0
<b>TOTALS</b>		<b>34</b>	<b>521</b>	<b>15.3</b>	<b>75T</b>	<b>4</b>	<b>6</b>	<b>31</b>	<b>5.2</b>	<b>13</b>	<b>0</b>

7

**PATRICK MURRAY****KICKER****HT: 5-7 WT: 160****DOB: 6/22/91****NFL: 2ND YEAR****ACQ: FA, 2014****COLLEGE: FORDHAM****ACQUIRED BY BUCS:**

- × Signed by Tampa Bay as a free agent on January 6, 2014.

**2014 HIGHLIGHTS:**

- × Made 20-of-24 field goal attempts and all 31 of his PATs.
- × Ended the season with 13 consecutive made fields goals, the longest current streak in the NFL and the fourth-longest in Buccaneers history.
- × Tied for fourth in NFL with five field goals of 50 yards or more (six attempts). His 83.3 percent conversion rate from that distance was the highest among the 15 players with more than four attempts.
- × His five field goals of 50 or more yards are tied for the second-most in a single season in franchise history (Martin Gramatica, 2000 & 2002).
- × His 84.6 percent success rate on field goal attempts of 40 or more yards ranks fourth in the NFL among kickers with at least 10 tries from that distance.
- × Made NFL debut in season opener vs. Carolina (9/7). Converted both PATs he attempted.
- × Connected on first career field goal (36 yards) vs. St. Louis (9/14).
- × Hit both extra points attempted at Atlanta (9/18).
- × Connected both field goals, including one of 50 yards, and both PATs in 27-24 victory at Pittsburgh.
- × Booted career-long 55-yard field goal and converted all four PATs at New Orleans (10/5). The 55-yard field goal is tied for the fourth-longest in franchise history.
- × Connected on a 47-yard field goal and both extra point attempts vs. Baltimore (10/12).
- × Converted field goals of 54 and 45 yards vs. Minnesota (10/26).
- × Made one field goal, from 40 yards, at Cleveland (11/2).
- × Connected on only field goal attempt, from 51 yards, vs. Atlanta (11/9).
- × Successful on both field goal attempts and all three extra points in win at Washington (11/16).
- × Connected both field goal attempts at Chicago (11/23), including a 39-yarder in the rain to pull the Buccaneers within one score with 4:56 to play.

- × Converted both field goal attempts vs. Cincinnati (11/30).
- × Successfully booted only field goal attempt from 54 yards, at Detroit (12/7).
- × Connected on his only field goal attempt, from 48 yards, at Carolina (12/14).
- × Booted his 11th consecutive made field goal, from 43 yards, vs. Green Bay (12/21).
- × Extended his streak of successful field goals to 13 with makes of 39 and 27 vs. New Orleans (12/28).

**COLLEGE:**

- × Appeared in 44 games in four-year career (2009-2012) at Fordham, finishing career with 186 punts for 7,985 yards and 38 made field goals on 54 attempts.
- × A consensus first-team All-American kicker following senior season (2012) playing in 11 games and connecting on 25-30 (83.3%) field goals, while punting 52 times for 2,392 yards.
- × As a senior, won the Fred Mitchell Award, given annually to the best non-FBS kicker.
- × Earned third-team All-American punter honors as a junior (2011), playing in 11 games and punting 49 times for 2,160 yards and also made one field goal on three attempts.
- × Appeared in all 11 games as a sophomore (2010), punting 49 times for 1,928 yards and making 12 field goals on 21 attempts.
- × Earned first-team All-Patriot League punter honors as a freshman (2009), after punting 36 times for 1,507 yards in 11 games.

**PERSONAL:**

- × Attended Don Bosco Prep (Ramsey, New Jersey).
- × Earned second-team All-State as a senior (2008).
- × Three-time state championship winner (2006-2008).
- × Also competed in baseball and wrestling.
- × Parents are Aidan and Linda Murray.
- × Born Patrick Murray on June 22, 1991 in Mahwah, New Jersey.



**COMMUNITY:**

- x In June 2015, greeted the Land O' Lakes High School Special Olympics Soccer Team at practice, congratulating the group on representing Team USA at the 2015 Special Olympics World Games in Los Angeles, CA.
- x Participated in the 2015 Tranquil Shores Children's Foundation Golf Classic.
- x In February 2015, presented a total of more than \$20,000 to three children's hospitals on behalf of Raymond James Financial for the "Kicking for Kids" program.
- x Along with long snapper Andrew DePaola and punter Michael Koenen, purchased more than \$6,000-worth of holiday gifts and then delivered them to All Children's Hospital for the group's Special Team Santas initiative.
- x In December 2014, visited patients battling illness during the holidays at All Children's Hospital in St. Petersburg.
- x In November 2014, congratulated students at Pinellas Park Middle School for winning the Fuel Up to PLAY 60 "Defend Your Turf Challenge" and led students in fitness drills.
- x In June 2014 and 2015, had his head shaved by children battling cancer as part of the Buccaneers Cut for a Cure to raise funds and awareness for the Pediatric Cancer Foundation.
- x In September 2014, participated in a Buccaneers Academy ribbon-cutting ceremony and helped build an outdoor class at Sheehy Elementary in Tampa.
- x In September 2014, visited with children of military families at the USO "No Dough" Dinner at MacDill Air Force Base.
- x In June 2014, visited MacDill Air Force Base to greet service members and learn about U.S. military operations headquartered in Tampa.

**MURRAY'S CAREER STATISTICS**

YEAR	TEAM	SCORING										
		GP	FG	FGA	PCT	LG	BLK	XP	XPA	PCT	BLK	POINTS
2014	Tampa Bay	16	20	24	83.3	55	2	31	31	100.0	0	91
<b>NFL Totals</b>		<b>16</b>	<b>20</b>	<b>24</b>	<b>83.3</b>	<b>55</b>	<b>2</b>	<b>31</b>	<b>31</b>	<b>100.0</b>	<b>0</b>	<b>91</b>

YEAR	TEAM	FIELD GOALS									
		1-19	PCT	20-29	PCT	30-39	PCT	40-49	PCT	50+	PCT
2014	Tampa Bay	0/0	-	2/3	66.7	7/8	87.5	6/7	85.7	5/6	83.3
<b>NFL Totals</b>		<b>0/0</b>	<b>-</b>	<b>2/3</b>	<b>66.7</b>	<b>7/8</b>	<b>87.5</b>	<b>6/7</b>	<b>85.7</b>	<b>5/6</b>	<b>83.3</b>

**MURRAY'S GAME-BY-GAME STATISTICS**

2014 DATE	OPP	SCORING									
		FG	FGA	PCT	LG	BLK	XP	XPA	PCT	BLK	POINTS
Sept. 7	CAR	0	0	-	-	0	2	2	100.0	0	2
Sept. 14	STL	1	2	50.0	36	1	2	2	100.0	0	5
Sept. 18	@ATL	0	0	-	-	0	2	2	100.0	0	2
Sept. 28	@PIT	2	2	100.0	50	0	3	3	100.0	0	9
Oct. 5	@NO	1	1	100.0	55	0	4	4	100.0	0	7
Oct. 12	BAL	1	2	50.0	47	0	2	2	100.0	0	5
Oct. 26	MIN	2	2	100.0	54	0	1	1	100.0	0	7
Nov. 2	@CLE	1	3	33.3	40	1	2	2	100.0	0	5
Nov. 9	ATL	1	1	100.0	51	0	2	2	100.0	0	5
Nov. 16	@WAS	2	2	100.0	38	0	3	3	100.0	0	9
Nov. 23	@CHI	2	2	100.0	39	0	1	1	100.0	0	7
Nov. 30	CIN	2	2	100.0	42	0	1	1	100.0	0	7
Dec. 7	@DET	1	1	100.0	54	0	2	2	100.0	0	5
Dec. 14	@CAR	1	1	100.0	48	0	2	2	100.0	0	5
Dec. 21	GB	1	1	100.0	43	0	0	0	-	0	3
Dec. 28	NO	2	2	100.0	39	0	2	2	100.0	0	8
<b>TOTALS</b>		<b>20</b>	<b>24</b>	<b>83.3</b>	<b>55</b>	<b>2</b>	<b>31</b>	<b>31</b>	<b>100.0</b>	<b>0</b>	<b>91</b>

82

**BRANDON MYERS****TIGHT END****HT: 6-3 WT: 256****DOB: 9/4/85****NFL: 7TH YEAR****ACQ: UFA (NYG), 2014****COLLEGE: IOWA****ACQUIRED BY BUCS:**

- × Signed by Tampa Bay on March 12, 2014, as an unrestricted free agent from the New York Giants.

**ORIGINALLY ENTERED NFL:**

- × Originally entered the NFL as a sixth-round pick, (202nd overall) of the Oakland Raiders in the 2009 NFL Draft.

**CAREER HIGHLIGHTS:**

- × Has played in 88 career games, with 48 starts, recording 180 receptions for 1,768 yards and eight touchdowns.
- × Played for Oakland (2009-12), and the New York Giants (2013) before joining Tampa Bay.
- × Caught his first career touchdown against Tampa Bay (11/4/12), finishing the day with eight catches for 59 yards and two touchdowns.
- × Has one career 100-receiving yard game, catching 14 passes for 130 yards and one touchdown against Cleveland (12/2/12). His 14 catches are tied for the second-most by a tight end in a single game since 2009.
- × Tallied 79 receptions in 2012, the most by an AFC tight end and the seventh-most overall in the conference.
- × Made first career start at San Diego (11/1/09), where he registered his first career catch.
- × Made NFL debut at New York Giants (10/11/09).

**2014 HIGHLIGHTS:**

- × Played in 14 games, with six starts, catching 22 passes for 190 yards.
- × Made Buccaneers debut vs. Carolina (9/7), leading the team in receptions (6) and receiving yards (41).
- × Caught two passes for 33 yards vs. St. Louis (9/14).
- × Recorded five catches for 33 yards at Atlanta (9/18).
- × Caught two passes for 29 yards vs. Baltimore (10/12).
- × Recorded one reception for three yards vs. Minnesota (10/26) and one reception for 21 yards at Washington (11/16).
- × At Chicago (11/23), finished with one catch for nine yards.
- × Inactive vs. Cincinnati (11/30) and at Detroit (12/7) with a calf injury.
- × Caught four passes for 21 yards against New Orleans (12/28).

**COLLEGE/PERSONAL:**

- × A four-year letterman at Iowa (2005-08), totaling 56 receptions for 665 yards (11.9 avg.) and nine touchdowns.
- × Named first-team All-Big Ten by conference coaches as a senior, when he ranked third on the team in receptions (34) and yards (441), while tying for the team lead in touchdown receptions (four).
- × Majored in health and sport studies.
- × Attended Prairie City-Monroe High School (Prairie City, Iowa).
- × Class 2A first-team all-state selection by the Des Moines Register.
- × Finished prep career holding nine Prairie City-Monroe records, including receptions in a season (33) and career (82); touchdowns in a game (5), season (19) and career (29); points in a game (30), season (116) and career (186); and rushing touchdowns in a game (5).
- × Was a member of the Prairie City-Monroe basketball team that posted a 27-0 record and won the Class 2A state championship during his senior year. He was named first-team Class 2A all-state basketball by the Des Moines Register.
- × Born Brandon Myers on September 4, 1985 in Prairie City, Iowa.

**COLLEGE/PERSONAL:**

- × In March 2015 helped host Kory, a young visitor from the Dream On 3 Foundation, who toured One Buc Place and played catch with Murphy on the practice field.
- × In March 2015, visited Hunter's Creek Middle School in Orlando to lead students in PLAY 60 drills, present the school with a \$10,000 PLAY 60 grant, and congratulate Bobby Sena for being named the national winner of the NFL PLAY 60 Super Kid competition.
- × Participated as a celebrity escort in the Pediatric Cancer Foundation's 2015 "Fashion Funds the Cure" fashion show.
- × Along with UnitedHealthcare employees, Buccaneers teammates and cheerleaders, delivered and installed five Learning Gardens at Potter Elementary in September 2014 to reinforce the importance of agriculture and healthy eating.
- × In November 2014, greeted military service members for the USAA Salute to Service Luncheon at MacDill Air Force Base.

## MYERS' CAREER STATISTICS

YEAR	TEAM	GP	GS	RECEIVING				RUSHING					
				NO	YDS	AVG	LG	TD	ATT	YDS	AVG	LG	TD
2009	Oakland	11	2	4	19	4.8	6	0	0	0	0.0	0	0
2010	Oakland	15	3	12	80	6.7	16	0	0	0	0.0	0	0
2011	Oakland	16	7	16	151	9.4	24	0	0	0	0.0	0	0
2012	Oakland	16	16	79	806	10.2	29	4	0	0	0.0	0	0
2013	N.Y. Giants	16	14	47	522	11.1	27	4	0	0	0.0	0	0
2014	Tampa Bay	14	6	22	190	8.6	24	0	0	0	-	-	0
<b>NFL Totals</b>		<b>88</b>	<b>48</b>	<b>180</b>	<b>1,768</b>	<b>9.8</b>	<b>29</b>	<b>8</b>	<b>0</b>	<b>0</b>	<b>-</b>	<b>-</b>	<b>0</b>

### SINGLE-GAME HIGHS

**Receptions:** 14, vs. Cleveland, 12/2/12 (w/Oakland)  
**Receiving Yards:** 130, vs. Cleveland, 12/2/12 (w/Oakland)  
**Receiving TDs:** 2, vs. Tampa Bay, 12/26/10 (w/Oakland)  
**Long Reception:** 29, at Kansas City, 10/28/12 (w/Oakland)  
 1 100-Yard Receiving Game

### ADDITIONAL STATS

**Forced Fumbles:** 1 for 0 yards in 2009  
**Fumbles-Lost:** 1-0 – 1-0 in 2010  
**Fumble Recoveries:** 2 – 1 in 2009, 1 in 2014  
**Misc. Tackles:** 2 – 2 in 2013  
**Punt Returns:** 1 for 0 yards in 2010  
**Special Teams Tackles:** 18 – 6 in 2009, 2 in 2010, 8 in 2011, 2 in 2012,

## MYERS' GAME-BY-GAME STATISTICS

2014 DATE	OPP	NO	YDS	RECEIVING				ATT	YDS	RUSHING		
				AVG	LG	TD	AVG			LG	TD	
Sept. 7	CAR	6	41	6.8	9	0	0	0	-	-	0	
Sept. 14	STL	2	33	16.5	24	0	0	0	-	-	0	
Sept. 21	@ATL	5	33	6.6	9	0	0	0	-	-	0	
Sept. 28	@PIT	0	0	0.0	0	0	0	0	-	-	0	
Oct. 5	@NO	0	0	0.0	0	0	0	0	-	-	0	
Oct. 19	BAL	2	29	14.5	26	0	0	0	-	-	0	
Oct. 27	MIN	1	3	3.0	3	0	0	0	-	-	0	
Nov. 2	@CLE	0	0	-	-	0	0	0	-	-	0	
Nov. 9	ATL	0	0	-	-	0	0	0	-	-	0	
Nov. 16	@WAS	1	21	21.0	21	0	0	0	-	-	0	
Nov. 23	@CHI	1	9	9.0	9	0	0	0	-	-	0	
Nov. 27	CIN				Inactive							
Dec. 7	@DET				Inactive							
Dec. 14	@CAR	0	0	-	-	0	0	0	-	-	0	
Dec. 21	GB	0	0	-	-	0	0	0	-	-	0	
Dec. 28	NO	4	21	5.3	9	0	0	0	-	-	0	
<b>TOTALS</b>		<b>22</b>	<b>190</b>	<b>8.6</b>	<b>24</b>	<b>0</b>	<b>0</b>	<b>0</b>	<b>-</b>	<b>-</b>	<b>0</b>	

2013 (W/N.Y. GIANTS) DATE	OPP	NO	YDS	RECEIVING				ATT	YDS	RUSHING		
				AVG	LG	TD	AVG			LG	TD	
Sept. 8	@DAL	7	66	9.4	19	1	0	0	-	-	0	
Sept. 15	DEN	6	74	12.3	27	0	0	0	-	-	0	
Sept. 22	@CAR	3	33	11.0	20	0	0	0	-	-	0	
Sept. 29	@KC	0	0	-	-	0	0	0	-	-	0	
Oct. 6	PHI	2	35	17.5	24	0	0	0	-	-	0	
Oct. 10	@CHI	0	0	-	-	0	0	0	-	-	0	
Oct. 21	MIN	2	15	7.5	12	0	0	0	-	-	0	
Oct. 27	@PHI	3	42	14.0	27	0	0	0	-	-	0	
Nov. 10	OAK	0	0	-	-	0	0	0	-	-	0	
Nov. 17	GB	3	32	10.7	15	0	0	0	-	-	0	
Nov. 24	DAL	3	39	13.0	27t	1	0	0	-	-	0	
Dec. 1	@WAS	5	61	12.2	22t	1	0	0	-	-	0	
Dec. 8	@SD	4	26	6.5	8	1	0	0	-	-	0	
Dec. 15	SEA	3	37	12.3	20	0	0	0	-	-	0	
Dec. 22	@DET	4	53	13.3	25	0	0	0	-	-	0	
Dec. 29	WAS	2	9	4.5	6	0	0	0	-	-	0	
<b>TOTALS</b>		<b>47</b>	<b>522</b>	<b>11.1</b>	<b>27t</b>	<b>4</b>	<b>0</b>	<b>0</b>	<b>*</b>	<b>*</b>	<b>0</b>	

## 2012 (W/CAROLINA)

DATE	OPP	NO	YDS	RECEIVING			TD	ATT	YDS	RUSHING		
				AVG	LG	LG				AVG	LG	TD
Sept. 10	SD	5	65	13.0	26	0	0	0	-	-	0	
Sept. 16	@MIA	6	86	14.3	21	0	0	0	-	-	0	
Sept. 23	PIT	4	55	13.8	17	0	0	0	-	-	0	
Sept. 30	@DEN	1	22	22.0	22	0	0	0	-	-	0	
Oct. 14	@ATL	5	62	12.4	18	0	0	0	-	-	0	
Oct. 21	JAC	7	44	6.3	17	0	0	0	-	-	0	
Oct. 28	@KC	3	49	16.3	29	0	0	0	-	-	0	
Nov. 4	TB	8	59	7.4	13	2	0	0	-	-	0	
Nov. 11	@BAL	5	57	11.4	21	0	0	0	-	-	0	
Nov. 18	NO	6	55	9.2	27	1	0	0	-	-	0	
Nov. 25	@CIN	5	37	7.4	12	0	0	0	-	-	0	
Dec. 2	CLE	14	130	9.3	21	1	0	0	-	-	0	
Dec. 6	DEN	1	7	7.0	7	0	0	0	-	-	0	
Dec. 16	KC	2	15	7.5	14	0	0	0	-	-	0	
Dec. 23	@CAR	3	10	3.3	7	0	0	0	-	-	0	
Dec. 30	@SD	4	53	13.3	22	0	0	0	-	-	0	
<b>TOTALS</b>		<b>79</b>	<b>806</b>	<b>10.2</b>	<b>29</b>	<b>4</b>	<b>0</b>	<b>0</b>	-	-	<b>0</b>	

## 2011 (W/OAKLAND)

DATE	OPP	NO	YDS	RECEIVING			TD	ATT	YDS	RUSHING		
				AVG	LG	LG				AVG	LG	TD
Sept. 12	@DEN	2	10	5.0	7	0	0	0	-	-	0	
Sept. 18	@BUF	2	16	8.0	8	0	0	0	-	-	0	
Sept. 25	NYJ	0	0	-	-	0	0	0	-	-	0	
Oct. 2	NE	0	0	-	-	0	0	0	-	-	0	
Oct. 9	@HOU	0	0	-	-	0	0	0	-	-	0	
Oct. 16	CLE	1	3	3.0	3	0	0	0	-	-	0	
Oct. 23	KC	1	9	9.0	9	0	0	0	-	-	0	
Nov. 6	DEN	1	11	11.0	11	0	0	0	-	-	0	
Nov. 10	@SD	2	11	5.5	6	0	0	0	-	-	0	
Nov. 20	@MIN	2	23	11.5	21	0	0	0	-	-	0	
Nov. 27	CHI	1	24	24.0	24	0	0	0	-	-	0	
Dec. 4	@MIA	3	33	11.0	20	0	0	0	-	-	0	
Dec. 11	@GB	0	0	-	-	0	0	0	-	-	0	
Dec. 18	DET	0	0	-	-	0	0	0	-	-	0	
Dec. 24	@KC	0	0	-	-	0	0	0	-	-	0	
Jan. 1	SD	1	11	11.0	11	0	0	0	-	-	0	
<b>TOTALS</b>		<b>16</b>	<b>151</b>	<b>9.4</b>	<b>24</b>	<b>0</b>	<b>0</b>	<b>0</b>	-	-	<b>0</b>	

## 2010 (W/OAKLAND)

DATE	OPP	NO	YDS	RECEIVING			TD	ATT	YDS	RUSHING		
				AVG	LG	LG				AVG	LG	TD
Sept. 12	@TEN	1	5	5.0	5	0	0	0	-	-	0	
Sept. 19	STL	0	0	-	-	0	0	0	-	-	0	
Sept. 26	@ARI	1	4	4.0	4	0	0	0	-	-	0	
Oct. 3	HOU	0	0	-	-	0	0	0	-	-	0	
Oct. 10	SD	1	12	12.0	12	0	0	0	-	-	0	
Oct. 17	@SF	0	0	-	-	0	0	0	-	-	0	
Oct. 24	@DEN				Inactive							
Oct. 31	SEA	0	0	-	-	0	0	0	-	-	0	
Nov. 7	KC	3	20	6.7	13	0	0	0	-	-	0	
Nov. 21	@PIT	3	28	9.3	16	0	0	0	-	-	0	
Nov. 28	MIA	0	0	-	-	0	0	0	-	-	0	
Dec. 5	@SD	0	0	-	-	0	0	0	-	-	0	
Dec. 12	@JAC	1	0	0.0	0	0	0	0	-	-	0	
Dec. 19	DEN	0	0	-	-	0	0	0	-	-	0	
Dec. 26	IND	1	4	4.0	4	0	0	0	-	-	0	
Jan. 2	@KC	1	7	7.0	7	0	0	0	-	-	0	
<b>TOTALS</b>		<b>12</b>	<b>80</b>	<b>6.7</b>	<b>16</b>	<b>0</b>	<b>0</b>	<b>0</b>	-	-	<b>0</b>	

## 2009 (W/OAKLAND)

DATE	OPP	RECEIVING						RUSHING					
		NO	YDS	AVG	LG	TD	ATT	YDS	AVG	LG	TD		
Sept. 14	SD					Inactive							
Sept. 20	@KC					Inactive							
Sept. 27	DEN					Inactive							
Oct. 4	@HOU					Inactive							
Oct. 11	NYG	0	0	-	-	0	0	0	-	-	0		
Oct. 18	PHI	0	0	-	-	0	0	0	-	-	0		
Oct. 25	NYJ	0	0	-	-	0	0	0	-	-	0		
Nov. 1	@SD	2	7	3.5	4	0	0	0	-	-	0		
Nov. 15	KC	0	0	-	-	0	0	0	-	-	0		
Nov. 22	CIN	0	0	-	-	0	0	0	-	-	0		
Nov. 26	@DAL	0	0	-	-	0	0	0	-	-	0		
Dec. 6	@PIT	0	0	-	-	0	0	0	-	-	0		
Dec. 13	WAS	1	6	6.0	6	0	0	0	-	-	0		
Dec. 20	@DEN	1	6	6.0	6	0	0	0	-	-	0		
Dec. 27	@CLE					Inactive							
Jan. 3	BAL	0	0	-	-	0	0	0	-	-	0		
<b>TOTALS</b>		<b>4</b>	<b>19</b>	<b>4.8</b>	<b>6</b>	<b>0</b>	<b>0</b>	<b>0</b>			<b>0</b>		

66

## PATRICK OMAMEH

GUARD

HT: 6-4 WT: 305

DOB: 12/29/89

NFL: 3RD YEAR

ACQ: FA, 2013

COLLEGE: MICHIGAN



## ACQUIRED BY BUCS:

- × Signed by Tampa Bay on October 11, 2013, from the San Francisco 49ers practice squad.

## ORIGINALLY ENTERED NFL:

- × Originally entered the NFL as a college free agent with the San Francisco 49ers on May 7, 2013.

## 2014 HIGHLIGHTS:

- × Started all 16 games at right guard on the season.
- × Made NFL and Buccaneers debut vs. Carolina (9/7), starting at right guard.
- × Started at right guard vs. St. Louis (9/14), helping pave the way for Bobby Rainey's 144-yard rushing day.
- × At Carolina (12/14) helped pave the way for 151 rushing yards on 23 carries (6.6 avg.), Tampa Bay's second-highest rushing total of the season and their highest yards per carry since 2012.
- × Against New Orleans (12/28), helped pave the way for 183 rushing yards by the Buccaneers, the most the team had recorded since 2013 (11/17/13 vs. Atlanta).

## COMMUNITY:

- × In May 2015, visited with patients at Florida Hospital Tampa.

- × In November 2013, participated in the seventh annual "Turkey Time with the O-line," distributing 700 full Thanksgiving meals to families in need at One Buccaneer Place.
- × Helped host a "Salute to Service Barbecue" in November 2013 at MacDill Air Force Base.
- × Visited young patients over the holidays at All Children's Hospital and sang Christmas carols to residents at Westminster Palms Retirement Home in December 2013.

## COLLEGE/PERSONAL:

- × Started 41-of-45 games at Michigan (2008-12), including ever game his final three seasons.
- × Earned first-team All-Big Ten honors as a senior.
- × Named to the 2012 Allstate AFCA Good Works Team.
- × Earned Academic All-Big Ten honors his sophomore and junior seasons, while being named honorable mention Academic All-Big Ten his senior season.
- × Redshirted in 2008.
- × Majored in communication and sociology
- × Attended St. Francis De Sales High School (Columbus Ohio).
- × Earned first-team all-state honors as a senior.
- × Born Patrick Omameh on December 29, 1989 in Columbus, Ohio.



## DMAMEH'S CAREER STATISTICS

Games/Starts: TB: 2013: 0/0; 2014: 16/16  
Career Totals: 16/16

Misc. Tackles: 2 – 2 in 2014  
Special Teams Tackles: 1 – 1 in 2014

# 64

### KEVIN PAMPHILE

TACKLE  
HT: 6-5 WT: 315  
DOB: 11/27/90  
NFL: 2ND YEAR  
ACQ: D5B, 2014  
COLLEGE: PURDUE



#### ACQUIRED BY BUCS:

- × Selected in the fifth round (149th overall) of the 2014 NFL Draft by the Buccaneers.

#### 2014 HIGHLIGHTS:

- × Inactive for nine games on the season.
- × Made NFL and Buccaneers debut at Cleveland (11/2), seeing seven snaps on offense and five on special teams.
- × Played in 28 snaps vs. Atlanta (11/9), seeing time at both right and left tackle
- × Appeared vs. Cincinnati (11/30), logging four snaps on offense and three on special teams.
- × At Detroit (12/7), saw three snaps on offense and three snaps on special teams.
- × Made first career start at Carolina (12/14), serving as a tight end, logging 18 snaps on offense and three on special teams on the day.
- × Started as a sixth offensive lineman vs. Green Bay (12/21), finishing with 13 offensive snaps and one on special teams.
- × Played a season-high 45 snaps against New Orleans (12/28).

#### COLLEGE:

- × Played in 35 games at Purdue (2009-13), with 21 starts on the offensive line.
- × As a senior (2013), started all 12 games at left tackle for the Boilermakers.
- × Played in all 13 games his junior season (2012), making nine starts.
- × Part of an offensive line that helped block for a single-game school record 9.2 rushing average, with 392 rushing yards on 42 attempts against Eastern Michigan (9/15/12).

- × Made the switch from defense to offense in the fall of his redshirt sophomore season (2011), playing in four games.
- × Played in six games on the defensive line as a redshirt freshman (2010).
- × Redshirted in 2009.
- × Majored in communications.

#### PERSONAL:

- × Attended Miami Central High School (Miami, Florida).
- × Invited to play in the Nike South Florida All-Star Game following his senior season.
- × In his only season as a prep football player, registered 31 tackles and 12 sacks.
- × Named All-Dade County.
- × Also played basketball, averaging 19 points and 10 rebounds per game as a junior and 20 and 11 as a senior.
- × Nicknamed 'Big Kev.'
- × Born Kevin Serge Pamphile on November 27, 1990, in Miami, Florida.

#### COMMUNITY:

- × In July 2015, hosted a school supply drive to support children in underserved communities in Haiti.
- × In December 2014, visited patients battling illness during the holidays at All Children's Hospital in St. Petersburg.
- × Helped sponsor the 2014 "Turkey Time with the O-Line," a Thanksgiving program carried out by the offensive line which provided 750 meals for local families in need.
- × Along with UnitedHealthcare employees, Buccaneers teammates and cheerleaders, delivered and installed five Learning Gardens at Potter Elementary

in September 2014 to reinforce the importance of agriculture and healthy eating.

- x In June 2014 and 2015, had his head shaved by children battling cancer as part of the Buccaneers Cut for a Cure to raise funds and awareness for the Pediatric Cancer Foundation.

x In June 2014, visited MacDill Air Force Base to greet service members and learn about U.S. military operations headquartered in Tampa.

- x In May 2014, participated in the Buccaneers Academy Fitness Zone ribbon cutting at Graham Elementary and helped lead students through PLAY 60 football drills.

## PAMPHILE'S CAREER STATISTICS

Games/Starts: TB: 2014: 7/2  
Career Totals: 7/2

43

BOBBY RAINEY

RUNNING BACK  
HT: 5-8 WT: 212  
DOB: 10/16/87  
NFL: 4TH YEAR  
ACQ: W (CLE)-'13  
COLLEGE: WESTERN KENTUCKY



### ACQUIRED BY BUCS:

- x Claimed by Tampa Bay off waivers from the Cleveland Browns on October 21, 2013.

### ORIGINALLY ENTERED NFL:

- x Originally entered the NFL as a college free agent with the Baltimore Ravens.

### CAREER HIGHLIGHTS:

- x Played in 30 career games with 11 starts, totaling 244 carries for 972 yards and six touchdowns, while catching 48 passes for 361 yards and two touchdowns.
- x Has three career 100-yard rushing games.
- x Finished with 144 yards vs. St. Louis (9/14/14), the second-highest single-game rushing total in his career.
- x Registered his first career 100-yard rushing game against Atlanta (11/17/13), finishing the game with 163 yards.
- x His 163 rushing yards rank as the ninth-most in a single game in franchise history and the seventh-most in the 2013 season.
- x Also scored two rushing touchdowns and one receiving touchdown against Atlanta, becoming the first Buccaneers to do so in the same game.
- x Playing in only his 10th career game, became the first player in NFL history since Edgerrin James (11/21/99) to record at least 150 rushing yards, two

rushing touchdowns and one receiving touchdown in a single game in a player's first 10 games to begin their career.

- x Holds the record for the longest run in Buccaneers history, with an 80-yard touchdown run against Buffalo (12/8/13).
- x Played in first game as a Buccaneer vs. Carolina (10/24/13).
- x Recorded first career rush at Minnesota (9/22/13), as a member of the Cleveland Browns.
- x Made NFL debut against Miami (9/8/13), as a member of the Cleveland Browns.

### 2014 HIGHLIGHTS:

- x Played in 15 games with five starts, rushing 94 times for 406 yards (4.3 avg.) and one touchdown, while adding 33 receptions for 315 yards and one touchdown.
- x Against Carolina (9/7), recorded his second career receiving touchdown, catching a six-yard pass from Josh McCown to put the Buccaneers within one possession of a comeback late in the fourth quarter.
- x Started vs. St. Louis (9/14), finishing with 22 carries for 144 yards, marking the third 100-yard rushing game of his career. Also caught three passes for 30 yards.
- x Became one of only six running backs in team history to record at least 20 rushes and have a rushing average of 6.5 or better in a single game with his 6.55 average vs. St. Louis (9/14).

- x Led the team with 7 receptions for 64 yards - both single-game career highs - at Atlanta (9/18), and rushed 11 times for 41 yards.
- x At New Orleans (10/5), recorded six rushes for 21 yards, including a nine-yard touchdown run, as well as three receptions for 21 yards.
- x Totaled seven carries for 42 yards (6.0 avg.) against Baltimore (10/12).
- x Rushed eight times for 25 yards vs. Minnesota (10/26), while leading the team with six receptions for 41 yards.
- x At Cleveland (11/2), finished with 87 rushing yards on 19 rushes, while also recording a career-long 34 yard reception.
- x The 34-yard reception was the longest by a Tampa Bay running back since 2012 (Doug Martin, 42 yards vs. San Diego, 11/11/12).

- x Finished vs. Atlanta (11/9) with six rushes for 14 yards and four receptions for 42 yards.
- x At Chicago (11/23), rushed once for three yards and caught four passes for 18 yards.
- x Against Cincinnati (11/30), rushed once for 11 yards and caught two passes for 41 yards. Also returned three punts for 21 yards and one kickoff for 19 yards.
- x Inactive at Detroit (12/7) with an ankle injury.
- x Served as the primary returner against New Orleans (12/28), returning three punts for 34 yards (11.3 avg.) and three kickoffs for 85 yards (28.3 avg.).

## COLLEGE:

- x Played in 44 games at Western Kentucky (2007-11), recording 895 rushes for 4,542 yards (4.6 avg.) and 35 touchdowns in addition to 80 receptions for 682 yards and five touchdowns.
- x Also returned 63 kickoffs for 1,631 yards.
- x Ranks 11th in NCAA history with 6,906 all-purpose yards.
- x Earned consecutive Sun Belt Offensive Player of the Year awards in his junior and senior seasons.
- x Named to five different All-America teams.
- x As a senior, finished the year with 369 rushes for 1,695 yards (4.6 avg.) and 13 touchdowns, his second consecutive 1,500-yard season.
- x Added 36 receptions for 361 yards and four touchdowns, giving him 2,056 yards from scrimmage.

- x One of only two players in the past 15 years to rush for 1,500+ yards in consecutive seasons.
- x Has 22 career 100-yard rushing games, a Western Kentucky record.
- x Tied a school-record with his eight consecutive 100-yard rushing games.
- x In 2010, established a new school record for carries with 340. His 1,649 yards were the second-most in school history. He also added 15 rushing touchdowns.
- x Set a Western Kentucky record with seven games of 150+ rushing yards.
- x Earned honorable mention All-America honors from SI.com and was named first-team All-Sun Belt.
- x Named to Phil Steele's first-team All-Sun Belt conference as a kick returner and third-team as a running back in 2009.
- x Broke the school record for all-purpose yards with 2,101, returning 44 kickoffs (a school record) for 1,050 yards, rushing 144 times for 939 yards and six touchdowns and catching 13 passes for 83 yards and a touchdown.
- x Totaled 870 all-purpose yards as a redshirt freshman.
- x Redshirted as a true freshman in 2007.
- x Majored in sports management.

## PERSONAL/COMMUNITY:

- x Along with UnitedHealthcare employees, Buccaneers teammates and cheerleaders, delivered and installed five Learning Gardens at Potter Elementary in September 2014 to reinforce the importance of agriculture and healthy eating.
- x In November 2013, helped UnitedHealthcare employees with a community beautification project at the Arbor Place Apartments in Tampa.
- x Attended Griffin High School (Griffin, Georgia).
- x A four-year letterwinner, rushed for over 5,000 yards and threw for over 1,000, totaling 88 touchdowns in his high school career.
- x Played in the North-South Georgia All-Star game following his senior season.
- x Earned CSS Chevy Offensive Player of the year, as well as first-team All-State, rushing for 2,040 yards and 31 touchdowns.
- x Born Bobby Rainey on October 16, 1987 in Griffin, Georgia.

## RAINEY'S CAREER STATISTICS

YEAR	TEAM	GP	GS	RUSHING					RECEIVING				
				ATT	YDS	AVG	LG	TD	NO	YDS	AVG	LG	TD
2012	Baltimore	0	0	0	0	-	-	0	0	0	-	-	0
2013	CLE/TB	15	6	150	566	3.8	80t	5	15	46	3.1	15	1
2014	Tampa Bay	15	5	94	406	4.3	31	1	33	315	9.5	34	1
<b>NFL Totals</b>		<b>30</b>	<b>11</b>	<b>244</b>	<b>972</b>	<b>4.0</b>	<b>80t</b>	<b>6</b>	<b>48</b>	<b>361</b>	<b>7.5</b>	<b>34</b>	<b>2</b>

YEAR	TEAM	KICKOFF RETURNS					PUNT RETURNS					
		NO	YDS	AVG	LG	TD	NO	FC	YDS	AVG	LG	TD
2013	CLE/TB	7	162	23.1	33	0	0	0	0	-	-	0
2014	Tampa Bay	6	158	26.3	33	0	7	3	55	7.9	14	0
<b>Totals</b>		<b>13</b>	<b>320</b>	<b>23.1</b>	<b>33</b>	<b>0</b>	<b>7</b>	<b>3</b>	<b>55</b>	<b>7.9</b>	<b>14</b>	<b>0</b>

### SINGLE-GAME HIGHS

Rushes: 30, vs. Atlanta, 10/20/13  
 Rushing Yards: 163, vs. Atlanta, 11/17/13  
 Rushing TDs: 2, vs. Atlanta, 10/20/13  
 Receptions: 7, at Atlanta, 9/18/13  
 Receiving Yards: 64, at Atlanta, 9/18/14  
 Receiving TDs: 1, twice, last vs. Carolina, 9/7/14  
 3 100-Yard Rushing Games

### ADDITIONAL STATS

Fumbles-Lost: 4-4 - 3-3 in 2014; 1-1 in 2013  
 Fumble Recoveries: 1 - 1 in 2013  
 Misc. Tackles.: 1 - 1 in 2013  
 Pass Att.-Comp.: 0-2 - 0-1 in 2013; 0-1 in 2014  
 Special Team Tackles.: 5 - 5 in 2014

## RAINEY'S GAME-BY-GAME STATISTICS

2014 DATE	OPP	ATT	YDS	RUSHING			TD	NO	YDS	RECEIVING		TD
				AVG	LG	TD				AVG	LG	
Sept. 7	CAR	4	12	3.0	6	0	2	8	4.0	6	1	
Sept. 14	STL	22	144	6.5	31	0	3	30	10.0	19	0	
Sept. 21	@ATL	11	41	3.7	8	0	7	64	9.1	14	0	
Sept. 28	@PIT	4	2	0.5	3	0	1	16	16.0	16	0	
Oct. 5	@NO	6	21	3.5	9T	1	3	21	7.0	10	0	
Oct. 19	BAL	7	42	6.0	21	0	0	0	-	-	0	
Oct. 27	MIN	8	25	3.1	13	0	6	41	6.8	11	0	
Nov. 2	@CLE	19	87	4.6	21	0	1	34	34.0	34	0	
Nov. 9	ATL	6	14	2.3	8	0	4	42	10.5	17	0	
Nov. 16	@WAS	5	4	0.8	2	0	0	0	-	-	0	
Nov. 23	@CHI	1	3	3.0	3	0	4	18	4.5	6	0	
Nov. 30	CIN	1	11	11.0	11	0	2	41	20.5	29	0	
Dec. 7	@DET											
Dec. 14	@CAR	0	0	-	-	0	0	0	-	-	0	
Dec. 21	GB	0	0	-	-	0	0	0	-	-	0	
Dec. 28	NO	0	0	-	-	0	0	0	-	-	0	
<b>TOTALS</b>		<b>94</b>	<b>406</b>	<b>4.3</b>	<b>31</b>	<b>1</b>	<b>33</b>	<b>315</b>	<b>9.5</b>	<b>34</b>	<b>1</b>	

## 2014

DATE	OPP	NO	KICKOFF RETURNS				TD	NO	FC	PUNT RETURNS			TD
			YDS	AVG	LG	TD				YDS	AVG	LG	
Sept. 7	CAR	0	0	-	-	0	0	0	0	-	-	0	
Sept. 14	STL	0	0	-	-	0	0	0	0	-	-	0	
Sept. 21	@ATL	0	0	-	-	0	0	0	0	-	-	0	
Sept. 28	@PIT	0	0	-	-	0	0	0	0	-	-	0	
Oct. 5	@NO	0	0	-	-	0	0	0	0	-	-	0	
Oct. 19	BAL	0	0	-	-	0	0	0	0	-	-	0	
Oct. 27	MIN	0	0	-	-	0	0	0	0	-	-	0	
Nov. 2	@CLE	0	0	-	-	0	0	0	0	-	-	0	
Nov. 9	ATL	0	0	-	-	0	0	0	0	-	-	0	
Nov. 16	@WAS	0	0	-	-	0	0	0	0	-	-	0	
Nov. 23	@CHI	0	0	-	-	0	0	0	0	-	-	0	
Nov. 30	CIN	1	19	19.0	19	0	3	0	21	7.0	10	0	
Dec. 7	@DET	0	0	-	-	0	0	0	0	-	-	0	
Dec. 14	@CAR	1	25	25.0	25	0	3	-	-	-	-	0	
Dec. 21	GB	1	29	29.0	29	0	1	0	0	0.0	0	0	
Dec. 28	NO	3	85	28.3	33	0	3	0	34	11.3	14	0	
<b>TOTALS</b>		<b>6</b>	<b>158</b>	<b>26.3</b>	<b>33</b>	<b>0</b>	<b>7</b>	<b>3</b>	<b>55</b>	<b>7.9</b>	<b>14</b>	<b>0</b>	

## 2013

DATE	OPP	ATT	RUSHING				TD	NO	YDS	RECEIVING			TD
			YDS	AVG	LG	TD				YDS	AVG	LG	
Sept. 8	MIA*	0	0	-	-	0	0	0	-	-	0		
Sept. 15	@BAL*	0	0	-	-	0	0	0	-	-	0		
Sept. 22	@MIN*	4	17	4.3	6	0	1	4	4.0	4	0		
Sept. 29	CIN*	6	9	1.5	4	0	2	20	10.0	15	0		
Oct. 3	BUF*	2	8	4.0	7	0	1	-5	-5.0	-5	0		
Oct. 13	DET*	1	0	0.0	0	0	0	0	-	-	0		
Oct. 24	CAR	0	0	-	-	0	0	0	-	-	0		
Nov. 3	@SEA	0	0	-	-	0	0	0	-	-	0		
Nov. 11	MIA	8	45	5.6	31	1	1	11	11.0	11	0		
Nov. 17	ATL	30	163	5.4	43	2	2	4	2.0	4	1		
Nov. 24	@DET	18	35	1.9	11	0	0	0	-	-	0		
Dec. 1	@CAR	17	63	3.7	16	0	2	8	4.0	5	0		
Dec. 8	BUF	22	127	5.8	80t	1	3	-4	-1.3	4	0		
Dec. 15	SF	11	27	2.5	8	0	1	3	3.0	3	0		
Dec. 22	@STL	20	37	1.9	11	1	1	4	4.0	4	0		
Dec. 29	@NO	11	35	3.2	16	0	1	1	1.0	1	0		
<b>TOTALS</b>		<b>150</b>	<b>566</b>	<b>3.8</b>	<b>80t</b>	<b>5</b>	<b>15</b>	<b>46</b>	<b>3.1</b>	<b>15</b>	<b>1</b>		

\* Games played with Cleveland

## 2013

DATE	OPP	NO	KICKOFF RETURNS				TD	NO	FC	PUNT RETURNS			TD
			YDS	AVG	LG	TD				YDS	AVG	LG	
Sept. 8	MIA*	4	103	25.8	33	0	0	0	0	-	-	0	
Sept. 15	@BAL*	2	44	22.0	26	0	0	0	0	-	-	0	
Sept. 22	@MIN*	0	0	-	-	0	0	0	0	-	-	0	
Sept. 29	CIN*	0	0	-	-	0	0	0	0	-	-	0	
Oct. 3	BUF*	0	0	-	-	0	0	0	0	-	-	0	
Oct. 13	DET*	0	0	-	-	0	0	0	0	-	-	0	
Oct. 24	CAR	0	0	-	-	0	0	0	0	-	-	0	
Nov. 3	@SEA	0	0	-	-	0	0	0	0	-	-	0	
Nov. 11	MIA	1	15	15.0	15	0	0	0	0	-	-	0	
Nov. 17	ATL	0	0	-	-	0	0	0	0	-	-	0	
Nov. 24	@DET	0	0	-	-	0	0	0	0	-	-	0	
Dec. 1	@CAR	0	0	-	-	0	0	0	0	-	-	0	
Dec. 8	BUF	0	0	-	-	0	0	0	0	-	-	0	
Dec. 15	SF	0	0	-	-	0	0	0	0	-	-	0	
Dec. 22	@STL	0	0	-	-	0	0	0	0	-	-	0	
Dec. 29	@NO	0	0	-	-	0	0	0	0	-	-	0	
<b>TOTALS</b>		<b>7</b>	<b>162</b>	<b>23.1</b>	<b>33</b>	<b>0</b>	<b>0</b>	<b>0</b>	<b>0</b>	<b>-</b>	<b>-</b>	<b>0</b>	


\* Games played with Cleveland



86

**EVAN RODRIGUEZ**

FULLBACK/TIGHT END  
 HT: 6-2 WT: 239  
 DOB: 9/21/1988  
 NFL: 4TH YEAR  
 ACQ: FA-'14  
 COLLEGE: TEMPLE

**ACQUIRED BY BUCS:**

- × Signed to Tampa Bay's practice squad on November 25, 2014, promoted to the active roster on December 16, 2014.

**ORIGINALLY ENTERED NFL:**

- × Originally entered the NFL as a fourth-round pick (127th overall) of the Chicago Bears in the 2012 NFL Draft.

**CAREER HIGHLIGHTS:**

- × Appeared in 12 games with five starts for the Chicago Bears as a rookie (2012) catching four passes for 21 yards.
- × Recorded first career reception for 11 yards against the Minnesota Vikings (12/2/12).
- × Made NFL debut and first career start against the Indianapolis Colts (9/9/12) recording no offensive statistics.

**2014 HIGHLIGHTS:**

- × Spent the 2014 offseason and preseason with the Buffalo Bills, before signing to the Buccaneers' practice squad on November 25.
- × Promoted to Tampa Bay's active roster on December 16.
- × Inactive vs. Green Bay (12/21).
- × Made Buccaneers debut against New Orleans (12/28).

**COLLEGE:**

- × Started 28-of-37 games at tight end for Temple (2009-2011) and finished with 69 receptions for 871 yards and seven touchdowns.
- × As a senior (2011), started 12-of-13 games he appeared in, recording 35 receptions for 479 yards and 2 touchdowns and earned first-team All-MAC honors.
- × Started 9-of-11 games he appeared in as a junior (2010), and tallied 247 yards and two touchdowns on 21 receptions and earned first-team All-MAC honors.
- × Played in all 13 games with seven starts as a sophomore (2009) and finished with 145 yards and three touchdowns on 13 receptions.
- × Sat out as a redshirt freshman (2008) due to NCAA transfer rules.
- × Redshirted as a true freshman (2007) at West Virginia University.

**PERSONAL/COMMUNITY:**

- × Attended North Bergen High School (North Bergen, New Jersey)
- × Earned first-team All-State honors as a senior at safety.
- × Earned All-Conference honors in basketball.
- × Born on September 21, 1988 in Bronx, New York.
- × In May 2015, helped assemble more than 300 brown bag lunches for the homeless through the community initiative Hashtag Lunchbag.

**RODRIGUEZ'S CAREER STATISTICS**

YEAR	TEAM	GP	GS	RECEIVING				LG	TD
				NO	YDS	AVG			
2012	Chicago	12	5	4	21	5.3	11	0	
2013	Buffalo	7	0	0	0	-	-	0	
2014	Tampa Bay	0	0	0	0	-	-	0	
NFL Totals		19	5	4	21	5.3	11	0	

**ADDITIONAL STATS**

Special Teams Tackles: 6 – 6 in 2013

## RODRIGUEZ'S GAME-BY-GAME STATISTICS

### 2012 (w/CHICAGO)

DATE	OPP	NO	YDS	RECEIVING			TD	ATT	YDS	RUSHING		
				AVG	LG	LG				AVG	LG	TD
Sept. 9	IND	0	0	-	-	0	0	0	-	-	0	
Sept. 13	@GB	0	0	-	-	0	0	0	-	-	0	
Sept. 23	STL	0	0	-	-	0	0	0	-	-	0	
Oct. 1	@DAL	0	0	-	-	0	0	0	-	-	0	
Oct. 7	@JAC	0	0	-	-	0	0	0	-	-	0	
Oct. 22	DET	0	0	-	-	0	0	0	-	-	0	
Oct. 28	CAR	0	0	-	-	0	0	0	-	-	0	
Nov. 4	@TEN	0	0	-	-	0	0	0	-	-	0	
Nov. 11	HOU	0	0	-	-	0	0	0	-	-	0	
Nov. 19	@SF	0	0	-	-	0	0	0	-	-	0	
Nov. 25	MIN	0	0	-	-	0	1	11	11.0	11	0	
Dec. 2	SEA	0	0	-	-	0	2	8	4.0	8	0	
Dec. 9	@MIN	0	0	-	-	0	0	0	-	-	0	
Dec. 16	GB	0	0	-	-	0	0	0	-	-	0	
Dec. 23	@ARI	0	0	-	-	0	0	0	-	-	0	
Dec. 30	@DET	0	0	-	-	0	1	2	2.0	2	0	
<b>TOTALS</b>		<b>0</b>	<b>0</b>	<b>-</b>	<b>-</b>	<b>0</b>	<b>4</b>	<b>21</b>	<b>5.3</b>	<b>11</b>	<b>0</b>	

## AUSTIN SEPERIAN-JENKINS

# 87

### TIGHT END

HT: 6-5 WT: 262

DOB: 9/29/92

NFL: 2ND YEAR

ACQ: D2, 2014

COLLEGE: WASHINGTON



### ACQUIRED BY BUCCS:

- × Selected in the second round (38th overall) of the 2014 NFL Draft by the Buccaneers.

### 2014 HIGHLIGHTS:

- × Started all nine games he played on the season, recording 21 receptions for 221 yards and two touchdowns.
- × Made NFL and Buccaneers debut vs. Carolina (9/7), where he recorded one reception: a 26-yard grab on third down.
- × Inactive vs. St. Louis (9/14) and at Atlanta (9/18).
- × Started at Pittsburgh (9/28), where he recorded career single-game highs in receptions (3) and receiving yards (44).
- × Started at New Orleans (10/5), finishing with one reception for 11 yards.
- × Started vs. Baltimore (10/12), recording four receptions for 58 yards, setting career-bests with both.
- × Started vs. Minnesota (10/26), finishing with three receptions for 26 yards, including a seven-yard touchdown reception, the first of his career.
- × Started at Cleveland (11/2), recording one reception for three yards.

- × Against Atlanta (11/9), caught a career-high five passes for 30 yards and one touchdown, the second scoring reception of his career.
- × Recorded one reception for seven yards at Washington (11/16).
- × Started at Chicago (11/23), catching two passes for 16 yards.
- × Inactive vs. Cincinnati (11/30), at Detroit (12/7) and at Carolina (12/14) with a back injury.
- × Placed on Injured Reserve on December 16.

### COLLEGE:

- × Started 35-of-38 games, including each of the last 28 games he played, recording 146 receptions for 1,840 yards and 21 touchdowns.
- × Ranks fourth in school history in receptions (146) and receiving touchdowns (21), while placing eighth in receiving yards (1,840), the highest marks ever by a Washington tight end.
- × Listed on Athlon Sports' Top 30 Tight Ends of the BCS Era.
- × As a junior (2013), started all 12 games he appeared in, catching 36 passes for 450 yards and a career-high eight touchdowns, the second-most by a tight end in school history.

- x Won the Mackey Award, given annually to the nation's top tight end.
- x Received first-team All-American honors from The NFL Draft Report and third-team honors from the Associated Press.
- x Named second-team All-Pac 12 by the league's media and coaches.
- x As a sophomore (2012), started all 13 games, tallying 69 receptions for 852 yards, both career highs and school single-season records for a tight end. He added seven receiving touchdowns.
- x A finalist for the Mackey Award.
- x Earned first-team All-American honors from The NFL Draft Report and third-team honors from CBS Sports and the Associated Press.
- x Led all tight ends in the FBS in receptions (5.31) and receiving yards (65.54) per game.
- x Recorded two 100-yard receiving games.
- x Received John Mackey Award National Tight End of the Week after his career day against California (11/2/12), when he caught eight passes for 154 yards and a touchdown.
- x During his freshman season (2011), started 10-of-13 games, catching 41 passes for 538 yards and six touchdowns.
- x Named first-team Freshman All-American by The NFL Draft Report, CBS Sports, College Football News and FoxSportsNet, while adding second-team honors from Yahoo Sports.
- x Received All-Pac 12 honorable mention honors.
- x Also played for the Washington basketball team in 2011.
- x Majored in general studies.
- x A two-time Class 4A All-Narrows League and All-District choice during his high school career, he played at wide receiver, tight end, offensive tackle and defensive end.
- x As a junior and senior, was named All-State by the Seattle Times and garnered Class 4A first-team accolades from the Associated Press.
- x An All-American selection (first-team, MaxPreps; second-team ESPN) following his senior season.
- x One of five players to be named a "blue-chip prospect" by the Seattle Times and one of just eight players from the Pacific Northwest to be named a "Northwest Nugget" by the Tacoma News-Tribune, where he was also on their "Western 100" list.
- x Also played basketball in high school and was a two-time All-Narrows League selection.
- x Son of Linda Seferian.
- x Has a younger sister, Michaela.
- x Grandfather Edward Seferian spent 35 years as the conductor of the Tacoma Symphony Orchestra.
- x Played the tuba and saxophone growing up.
- x Born Austin Seferian-Jenkins on September 29, 1992.

### COMMUNITY:

- x Participated as a celebrity escort in the Pediatric Cancer Foundation's 2015 "Fashion Funds the Cure" fashion show.
- x In June 2014 2015, had his head shaved by children battling cancer as part of the Buccaneers Cut for a Cure to raise funds and awareness for the Pediatric Cancer Foundation.
- x In February 2015, presented new athletic equipment to the Pinellas Sheriff's Police Athletic League collected from the Replay Tampa Bay sporting goods drive.
- x In December 2014, visited patients battling illness during the holidays at All Children's Hospital in St. Petersburg.
- x In November 2014, congratulated students at Pinellas Park Middle School for winning the Fuel Up to PLAY 60 "Defend Your Turf Challenge" and led students in fitness drills.
- x In September 2014, participated in a Buccaneers Academy ribbon-cutting ceremony and helped build an outdoor class at Sheehy Elementary in Tampa.

### PERSONAL:

- x Attended Gig Harbor High School (Fox Island, Washington).
- x Received a five-star rating and was the No. 1-rated tight end in the country by Tom Lemming's Prep Football Report, with Scout.com also having him as their top rated tight end. Rivals.com ranked him as their second-best tight end in the country.

## SEFERIAN-JENKINS' CAREER STATISTICS

YEAR	TEAM	RECEIVING						RUSHING					
		GP	GS	NO	YDS	AVG	LG	TD	ATT	YDS	AVG	LG	TD
2014	Tampa Bay	9	9	21	221	10.5	26	2	0	0	-	-	0
NFL Totals		9	9	21	221	10.5	26	2	0	0	-	-	0

### ADDITIONAL STATS

Fumbles-Lost: 1-1 – 1-1 in 2014  
Misc Tackles: 1 - 1 in 2014

## SEFERIAN-JENKINS' GAME-BY-GAME STATISTICS

2014

DATE	OPP	NO	YDS	RECEIVING			ATT	YDS	RUSHING			TD
				AVG	LG	TD			AVG	LG	TD	
Sept. 7	CAR	1	26	26.0	26	0	0	0	-	-	0	
Sept. 14	STL											
Sept. 21	@ATL											
Sept. 28	@PIT	3	44	14.7	21	0	0	0	-	-	0	
Oct. 5	@NO	1	11	11	11	0	0	0	-	-	0	
Oct. 19	BAL	4	58	14.5	30	0	0	0	-	-	0	
Oct. 27	MIN	3	26	8.7	10	1	0	0	-	-	0	
Nov. 2	@CLE	1	3	3	3	0	0	0	-	-	0	
Nov. 9	ATL	5	30	6.0	13	1	0	0	-	-	0	
Nov. 16	@WAS	1	7	7.0	7	0	0	0	-	-	0	
Nov. 23	@CHI	2	16	8.0	11	0	0	0	-	-	0	
Nov. 27	CIN											
Dec. 7	@DET											
Dec. 14	@CAR											
Dec. 21	GB											
Dec. 28	NO											
<b>TOTALS</b>		<b>21</b>	<b>221</b>	<b>10.5</b>	<b>26</b>	<b>2</b>	<b>0</b>	<b>0</b>	<b>-</b>	<b>-</b>	<b>0</b>	

89

## RUSSELL SHEPARD

WIDE RECEIVER  
 HT: 6-1 WT: 195  
 DOB: 9/17/90  
 NFL: 3RD YEAR  
 ACQ: W (PHI), 2013  
 COLLEGE: LSU



## ACQUIRED BY BUCS:

- × Claimed by Tampa Bay off waivers from the Philadelphia Eagles on September 1, 2013.

## ORIGINALLY ENTERED NFL:

- × Originally entered the NFL as a college free agent with the Philadelphia Eagles on April 29, 2013.

## 2014 HIGHLIGHTS:

- × Played in all 16 games on the year, catching four passes for 63 yards, while leading the team in special teams tackles with 14.
- × Played vs. Carolina (9/7), vs. St. Louis (9/14), at Atlanta (9/18) and at New Orleans (10/5), recording one special teams tackle in each game.
- × At Pittsburgh (9/28), recorded his first career reception, a 22-yard catch on third down for the conversion. Finished the day with two receptions for 30 yards.
- × Recorded two special teams tackles against Baltimore (10/12), two vs. Atlanta (11/9), one at Chicago (11/23) and two vs. Cincinnati (11/30).
- × At Carolina (12/14), recorded one reception for 23 yards.

- × Recorded two special teams tackles vs. Green Bay (12/21).
- × Caught one pass for 10 yards against New Orleans (12/28), while adding a special teams tackle.

## COLLEGE:

- × Played in 49 games, with 14 starts at Louisiana State (2009-12), totaling 733 rushing yards, 55 receiving yards and 10 touchdowns (five rushing, five receiving).
- × Spent time at quarterback, running back and wide receiver.
- × Played in 13 games his senior season, with one start, finishing the year with 161 rushing yards, 92 receiving yards and a rushing touchdown.
- × As a junior, played in 11 games, making four starts, and ranked second on the team with four receiving touchdowns, third with 190 receiving yards, and fourth with 14 receptions. Also had 52 rushing yards on seven carries.
- × During his sophomore season, played in 13 games, with nine starts, totaling 249 receiving yards, 33 receptions, 226 rushing yards and three touchdowns (two rushing, one receiving).

- x As a true freshman in 2009, played in 12 games, registering 294 rushing yards and two rushing touchdowns, while adding 34 receiving yards.
- x Lined up at running back, quarterback and wide receiver during his freshman season.
- x Scored his first career touchdown on a 69-yard run against Auburn, the longest run from scrimmage by an LSU player since running back Jacob Hester ran for an 87-yard touchdown in 2007.
- x Graduated with a degree in communications.

### COMMUNITY:

- x On Veterans' Day 2014, greeted military service members at James A. Haley Veterans' Hospital.
- x In October 2014, visited Metropolitan Ministries to play games with children for the Ministries' annual Fall Festival.
- x Paired up with United Way volunteers and students to install a "Learning Garden" at Edison Elementary in October 2013.
- x Helped host a "Salute to Service Barbecue" in November 2013 at MacDill Air Force Base.

- x In November 2013, helped distribute donated food to the holiday tent at Metropolitan Ministries, and greeted families while assisting with their holiday shopping.
- x In December 2013, visited patients at All Children's Hospital and sang Christmas carols to residents at Westminster Palms Retirement Home.

### PERSONAL:

- x Attended Cypress Ridge High School (Houston, Texas).
- x Ranked as the No. 1 dual-threat quarterback as a senior, earning Parade All-America and All-USA second-team honors by USA Today.
- x Recorded almost 4,000 total yards and 48 touchdowns as a senior, earning AP first-team Class 5A all-state selection and the Texas Class 5A Offensive Player of the Year.
- x An all-state selection in track and field.
- x Son of Russell Sr. and Nikki Shepard.
- x Has a brother, Nicolas.
- x Born Russell Oliver Shepard Jr. on September 17, 1990 in Houston, Texas.

## SHEPARD'S CAREER STATISTICS

YEAR	TEAM	RECEIVING						RUSHING					
		GP	GS	NO	YDS	AVG	LG	TD	ATT	YDS	AVG	LG	TD
2013	Tampa Bay	14	0	0	0	-	-	0	0	0	-	-	0
2014	Tampa Bay	16	0	4	63	15.8	23	0	0	0	-	-	0
<b>NFL Totals</b>		<b>30</b>	<b>0</b>	<b>4</b>	<b>63</b>	<b>15.8</b>	<b>23</b>	<b>0</b>	<b>0</b>	<b>0</b>	<b>-</b>	<b>-</b>	<b>0</b>

### ADDITIONAL STATS

Special Teams Tackles: 20: 14 in 2014, 6 in 2013.  
Special Teams Forced Fumbles: 1 in 2013.

## SHEPARD'S GAME-BY-GAME STATISTICS


2014 DATE	OPP	NO	YDS	RECEIVING			ATT	YDS	RUSHING			TD
				AVG	LG	TD			AVG	LG	TD	
Sept. 7	CAR	0	0	-	-	0	0	0	-	-	0	
Sept. 14	STL	0	0	-	-	0	0	0	-	-	0	
Sept. 21	@ATL	0	0	-	-	0	0	0	-	-	0	
Sept. 28	@PIT	2	30	15.0	22	0	0	0	-	-	0	
Oct. 5	@NO	0	0	-	-	0	0	0	-	-	0	
Oct. 19	BAL	0	0	-	-	0	0	0	-	-	0	
Oct. 27	MIN	0	0	-	-	0	0	0	-	-	0	
Nov. 2	@CLE	0	0	-	-	0	0	0	-	-	0	
Nov. 9	ATL	0	0	-	-	0	0	0	-	-	0	
Nov. 16	@WAS	0	0	-	-	0	0	0	-	-	0	
Nov. 23	@CHI	0	0	-	-	0	0	0	-	-	0	
Nov. 27	CIN	0	0	-	-	0	0	0	-	-	0	
Dec. 7	@DET	0	0	-	-	0	0	0	-	-	0	
Dec. 14	@CAR	1	23	23.0	23	0	0	0	-	-	0	
Dec. 21	GB	0	0	-	-	0	0	0	-	-	0	
Dec. 28	NO	1	10	10.0	10	0	0	0	-	-	0	
<b>TOTALS</b>		<b>3</b>	<b>53</b>	<b>17.7</b>	<b>23</b>	<b>0</b>	<b>0</b>	<b>0</b>	<b>-</b>	<b>-</b>	<b>0</b>	



77

**LAWRENCE SIDBURY**

DEFENSIVE END  
 HT: 6-3 WT: 269  
 DOB: 2/6/1986  
 NFL: 7TH YEAR  
 ACQ: FA-14  
 COLLEGE: RICHMOND

**ACQUIRED BY BUCS:**

- × Signed by Tampa Bay as a free agent on December 17, 2014.

**ORIGINALLY ENTERED NFL:**

- × Originally entered the NFL as a fourth-round draft pick (125th overall) of the Atlanta Falcons.

**CAREER HIGHLIGHTS:**

- × Has played in 49 games in six seasons (2009-2014) totaling 18 tackles and 5.0 sacks.
- × Playing 16 games for the Atlanta Falcons (2011), finishing with a career high four sacks on the season.
- × Registered first career multi-sack game vs. Minnesota (11/27/11) with 2.0 sacks on the day.
- × Recorded first career sack against Philadelphia (12/6/09).
- × Made NFL debut against Miami (9/13/09).

**2014 HIGHLIGHTS:**

- × Spent the 2014 preseason with the Houston Texans, before being waived on August 25.
- × Signed by Tampa Bay on December 17.
- × Inactive vs. Green Bay (12/21).
- × Made Buccaneers debut vs. New Orleans (12/28) and recorded one tackle.

**COLLEGE/PERSONAL:**

- × Started 31-of-52 games he appeared in at the University of Richmond (2005-08), recording 145 tackles, 20.5 sacks, four forced fumbles, four passes defended and two fumble recoveries.
- × Started all 16 games as a senior (2008), finished with 56 tackles and 11.5 sacks, and went on to win the 2008 Division 1 FCS National Championship.
- × As a junior (2007) started all 13 games and recorded 48 tackles and 4.5 sacks.
- × Played in nine games as a sophomore (2006) and finished with 17 tackles and one sack.
- × Appeared in 13 games with one start as a freshman (2005) and recorded 24 tackles and three sacks.
- × Attended Oxon Hill High School (Oxon Hill, Maryland).
- × Earned honorable mention All-State honors after his senior year.
- × Competed in track and field and finished second in the state in shot put.
- × Born Lawrence Sidbury, Jr on February 6, 1986 in Cheltenham, Maryland.

**SIDBURY'S CAREER STATISTICS**

YEAR	TEAM	GP	GS	TACKLES				YDS	INTERCEPTIONS					FUMBLES			ST TACKLES			
				TOT	SOLO	ASST	SK		NO	YDS	LG	TD	PD	FF	FR	YDS	T	S	A	
2009	Atlanta	16	0	4	0	0	1.0	4.0	0	0	0	0	0	0	0	1	0	1	1	0
2010	Atlanta	6	0	0	0	0	0.0	0.0	0	0	0	0	0	0	0	0	0	0	0	0
2011	Atlanta	16	0	9	8	1	4.0	16.0	0	0	0	0	0	0	0	0	0	2	1	1
2012	Atlanta	10	0	1	0	1	0.0	0.0	0	0	0	0	0	0	0	0	0	0	0	0
2013	Indianapolis							Injured Reserve												
2014	Tampa Bay	1	0	1	1	0	0.0	0.0	0	0	0	0	0	0	0	0	0	0	0	0
NFL Totals		49	0	15	9	2	5.0	20.0	0	0	0	0	0	0	0	1	0	3	2	1

# SIDBURY'S GAME-BY-GAME STATISTICS

COACHING

PLAYERS

2014 REVIEW

HISTORY

RECORDS

SIDELINES

## 2014

DATE	OPP	TACKLES							INTERCEPTIONS							FUMBLES			ST TACKLES		
		T	S	A	TFL	SK	YDS	QH	NO	YDS	LG	TD	PD	FF	FR	YDS	T	S	A		
Sept. 7	@TB								Not With Team												
Sept. 14	DET								Not With Team												
Sept. 21	@PIT								Not With Team												
Sept. 28	@BAL								Not With Team												
Oct. 5	CHI								Not With Team												
Oct. 12	@CIN								Not With Team												
Oct. 19	@GB								Not With Team												
Oct. 26	SEA								Not With Team												
Oct. 30	NO								Not With Team												
Nov. 10	@PHI								Not With Team												
Nov. 16	ATL								Not With Team												
Nov. 30	@MIN								Not With Team												
Dec. 7	@DET								Not With Team												
Dec. 14	@CAR								Not With Team												
Dec. 21	GB								Inactive												
Dec. 28	NO	1	1	0	0	0.0	0.0	0	0	0	0	0	0	0	0	0	0	0	0		
<b>TOTALS</b>		<b>1</b>	<b>1</b>	<b>0</b>	<b>0</b>	<b>0.0</b>	<b>0.0</b>	<b>0</b>	<b>0</b>	<b>0</b>	<b>0</b>	<b>0</b>	<b>0</b>	<b>0</b>	<b>0</b>	<b>0</b>	<b>0</b>	<b>0</b>	<b>0</b>		

## 2011 (w/ ATLANTA)

DATE	OPP	TACKLES							INTERCEPTIONS							FUMBLES			ST TACKLES		
		T	S	A	TFL	SK	YDS	QH	NO	YDS	LG	TD	PD	FF	FR	YDS	T	S	A		
Sept. 11	@Chi	3	3	0	1	1.0	2.0	2	0	0	0	0	0	0	0	0	0	0	0		
Sept. 18	Phi	0	0	0	0	0.0	0.0	0	0	0	0	0	0	0	0	0	0	0	0		
Sept. 25	@TB	0	0	0	0	0.0	0.0	0	0	0	0	0	0	0	0	0	0	0	0		
Oct. 2	@Sea	0	1	0	0	0.0	0.0	0	0	0	0	0	0	0	0	0	0	0	0		
Oct. 9	GB	1	0	0	1	1.0	1.0	2	0	0	0	0	0	0	0	0	1	1	0		
Oct. 16	Car	0	0	0	0	0.0	0.0	0	0	0	0	0	0	0	0	0	1	0	1		
Oct. 23	@Det	0	0	0	0	0.0	0.0	0	0	0	0	0	0	0	0	0	0	0	0		
Nov. 6	@Ind	0	0	0	0	0.0	0.0	0	0	0	0	0	0	0	0	0	0	0	0		
Nov. 13	NO	0	0	0	0	0.0	0.0	0	0	0	0	0	0	0	0	0	0	0	0		
Nov. 20	Ten	0	0	0	0	0.0	0.0	0	0	0	0	0	0	0	0	0	0	0	0		
Nov. 27	Min	2	2	0	1	2.0	13.0	2	0	0	0	0	0	0	0	0	0	0	0		
Dec. 4	@Hou	0	0	0	0	0.0	0.0	0	0	0	0	0	0	0	0	0	0	0	0		
Dec. 11	@Car	1	1	0	0	0.0	0.0	0	0	0	0	0	0	0	0	0	0	0	0		
Dec. 15	Jac	0	0	0	0	0.0	0.0	0	0	0	0	0	0	0	0	0	0	0	0		
Dec. 26	@NO	1	0	1	0	0.0	0.0	0	0	0	0	0	0	0	0	0	0	0	0		
Jan. 1	TB	1	1	0	1	0.0	0.0	0	0	0	0	0	0	0	0	0	0	0	0		
<b>TOTALS</b>		<b>9</b>	<b>8</b>	<b>1</b>	<b>4</b>	<b>4.0</b>	<b>16.0</b>	<b>6</b>	<b>0</b>	<b>0</b>	<b>0</b>	<b>0</b>	<b>0</b>	<b>0</b>	<b>0</b>	<b>0</b>	<b>2</b>	<b>1</b>	<b>1</b>		

## 2009 (w/ ATLANTA)

DATE	OPP	TACKLES							INTERCEPTIONS							FUMBLES			ST TACKLES		
		T	S	A	TFL	SK	YDS	QH	NO	YDS	LG	TD	PD	FF	FR	YDS	T	S	A		
Sept. 13	Mia	0	0	0	0	0.0	0.0	0	0	0	0	0	0	0	0	0	0	0	0		
Sept. 20	Car	0	0	0	0	0.0	0.0	0	0	0	0	0	0	0	0	0	0	0	0		
Sept. 27	@NE	0	0	0	0	0.0	0.0	0	0	0	0	0	0	0	0	0	1	1	0		
Oct. 11	@SF	0	0	0	0	0.0	0.0	0	0	0	0	0	0	0	0	0	0	0	0		
Oct. 18	Chi	0	0	0	0	0.0	0.0	0	0	0	0	0	0	0	0	0	0	0	0		
Oct. 25	@Dal	0	0	0	0	0.0	0.0	0	0	0	0	0	0	0	0	0	0	0	0		
Nov. 2	@NO	0	0	0	0	0.0	0.0	0	0	0	0	0	0	0	0	0	0	0	0		
Nov. 8	Was	0	0	0	0	0.0	0.0	0	0	0	0	0	0	0	0	0	0	0	0		
Nov. 15	@Car	0	0	0	0	0.0	0.0	0	0	0	0	0	0	0	0	0	0	0	0		
Nov. 22	@NYG	0	0	0	0	0.0	0.0	0	0	0	0	0	0	0	0	0	0	0	0		
Nov. 29	TB	0	0	0	0	0.0	0.0	0	0	0	0	0	0	0	0	0	0	0	0		
Dec. 6	Phi	3	3	0	1	1.0	4.0	2	0	0	0	0	0	0	0	0	0	0	0		
Dec. 13	NO	0	0	0	0	0.0	0.0	0	0	0	0	0	0	0	0	0	0	0	0		
Dec. 20	@NYJ	1	1	0	0	0.0	0.0	0	0	0	0	0	0	0	0	0	0	0	0		
Dec. 27	Buf	0	0	0	0	0.0	0.0	0	0	0	0	0	0	0	0	0	0	0	0		
Jan. 3	@TB	0	0	0	0	0.0	0.0	0	0	0	0	0	0	0	0	0	0	0	0		
<b>TOTALS</b>		<b>4</b>	<b>4</b>	<b>0</b>	<b>1</b>	<b>1.0</b>	<b>4.0</b>	<b>2</b>	<b>0</b>	<b>0</b>	<b>0</b>	<b>0</b>	<b>0</b>	<b>0</b>	<b>0</b>	<b>0</b>	<b>1</b>	<b>1</b>	<b>0</b>		

34

**CHARLES SIMS**

**RUNNING BACK**  
**HT: 6-0 WT: 213**  
**DOB: 9/19/90**  
**NFL: 2ND YEAR**  
**ACQ: D3, 2014**  
**COLLEGE: WEST VIRGINIA**

**ACQUIRED BY BUCS:**

- x Selected in the third round (69th overall) of the 2014 NFL Draft by the Buccaneers.

**2014 HIGHLIGHTS:**

- x Placed on the Injured Reserve/Designated to Return list on September 3.
- x Returned to the active roster on November 1.
- x Played in eight games on the season, finishing the year with 66 rushing attempts for 185 yards and one touchdown, with 19 catches for 190 yards.
- x Inactive at Cleveland (11/2).
- x Made NFL and Buccaneers debut vs. Atlanta (11/9), recording 23 yards on eight rushes and two receptions for 17 yards.
- x Appeared at Washington (11/16), leading the team with 13 rushes for 36 yards while recording three receptions for eight yards.
- x At Chicago (11/23), rushed six times for 22 yards and caught two passes for 11 yards.
- x Against Cincinnati (11/30), tied for team-leading four receptions for 49 yards, and also rushed five times for six yards.
- x Caught a career-long 24-yard reception at Detroit (12/7).
- x At Carolina (12/14), finished with seven rushes for 34 yards and three receptions for 45 yards.
- x Registered three receptions for 30 yards against Green Bay (12/21).
- x Recorded a season-high 69 rushing yards against New Orleans (12/28), while adding one reception for six yards.

**COLLEGE:**

- x During his collegiate career, started 39-of-48 games he appeared in, carrying the ball 592 times for 3,465 yards and 40 touchdowns, while also catching 203 passes for 2,108 yards and 11 touchdowns.
- x Spent one season at West Virginia (2013), after graduating from Houston.
- x In his lone season as a Mountaineer, started all 12 games he played in, recording career highs in rush attempts (208) and rushing yards (1,095), while

adding 11 rushing touchdowns, the third-most in the Big 12.

- x Also had 45 receptions for 401 yards and three touchdowns and returned four kickoffs for 53 yards. His combined 1,549 yards from scrimmage were a career best.
- x Named Big 12 Conference co-Newcomer of the Year, with his 129.09 all-purpose yards per game ranking second in the league.
- x Totaled four 100-yard rushing games on the year.
- x Earned Big 12 Player of the Week honors after his performance against Oklahoma State (9/28/13), when he had a combined 142 yards rushing and receiving, with one touchdown run.
- x Prior to his time at West Virginia, played three seasons at Houston (2009-12), totaling 384 rushes and 29 touchdowns, with 158 catches for 1,707 yards and eight touchdowns.
- x Ranks third in Houston history in total touchdowns (37) and rushing touchdowns (29).
- x Registered eight 100-yard rushing performances as a Cougar.
- x In his redshirt junior season (2012), Sims led Houston in rushing for the third time, tallying 851 rushing yards and 142 attempts and 11 touchdowns, while contributing 37 receptions for 373 yards and three touchdowns.
- x Earned second-team All-Conference USA honors.
- x Totaled four 100-yard rushing performances on the season, including a career-best day against North Texas (10/6/12), with 21 rushes for 210 yards.
- x As a redshirt sophomore (2011), led the Cougars in rushing with 110 carries for 821 yards and nine touchdowns, while also adding 51 catches for 575 yards and four touchdowns.
- x Received first-team All-Conference USA honors.
- x Registered two 100-yard rushing games.
- x Named Conference USA Player of the Week after recording 207 rushing yards on only 10 carries at Tulane (11/10/11), setting a school record with 20.7 yards per rush. Also had two touchdown runs.
- x Redshirted in 2010.

- x As a true freshman in 2009, notched 132 carries for 698 yards and nine touchdowns, with a career-high 70 receptions for 759 yards and one touchdown, for a combined 1,457 all-purpose yards.
- x Named Conference USA Freshman of the Year.
- x Graduated from Houston with a degree in health.

### PERSONAL:

- x Attended Westbury High School (Houston, Texas).
- x Named District 21-4A MVP and first-team All-District.
- x Houston Chronicle Top 100 pick.
- x Third-team All-State selection by the Texas Sports Writers Association following his senior season.
- x Son of Dinetta Oliver.
- x Born Charles Edwards Sims on September 19, 1990 in Houston, Texas.

### COMMUNITY:

- x In December 2014, visited patients battling illness during the holidays at All Children's Hospital in St. Petersburg.
- x In November 2014, congratulated students at Pinellas Park Middle School for winning the Fuel Up to PLAY 60 "Defend Your Turf Challenge" and led students in fitness drills.
- x In September 2014, participated in a Buccaneers Academy ribbon-cutting ceremony and helped build an outdoor class at Sheehy Elementary in Tampa.
- x In June 2014, visited MacDill Air Force Base to greet service members and learn about U.S. military operations headquartered in Tampa.

## SIMS' CAREER STATISTICS

YEAR	TEAM	GP	GS	ATT	RUSHING				NO.	RECEIVING			
					YDS	AVG	LG	TD		YDS	AVG	LG	TD
2014	Tampa Bay	8	0	66	185	2.8	20	1	19	190	10.0	24	0
<b>NFL Totals</b>		<b>8</b>	<b>0</b>	<b>66</b>	<b>185</b>	<b>2.8</b>	<b>20</b>	<b>1</b>	<b>19</b>	<b>190</b>	<b>10.0</b>	<b>24</b>	<b>0</b>

### ADDITIONAL STATS

Fumbles-Lost: 1-1 – 1-1 in 2014  
 Miscellaneous Tackles: 1 - 1 in 2014

## SIMS' GAME-BY-GAME STATISTICS

2014 DATE	OPP	ATT	YDS	RUSHING			NO	YDS	RECEIVING			
				AVG	LG	TD			AVG	LG	TD	
Sept. 7	CAR											
Sept. 14	STL											
Sept. 21	@ATL											
Sept. 28	@PIT											
Oct. 5	@NO											
Oct. 19	BAL											
Oct. 27	MIN											
Nov. 2	@CLE											
Nov. 9	ATL	8	23	2.9	6	0	2	17	8.5	13	0	
Nov. 16	@WAS	13	36	2.8	12	0	3	8	2.7	4	0	
Nov. 23	@CHI	6	22	3.7	10	0	2	11	5.5	9	0	
Nov. 27	CIN	5	6	1.2	5	0	4	49	12.3	21	0	
Dec. 7	@DET	5	-4	-0.8	3	0	1	24	24.0	24	0	
Dec. 14	@CAR	7	34	4.9	18	0	3	45	15.0	19	0	
Dec. 21	GB	4	-1	-0.3	1	0	3	30	10.0	18	0	
Dec. 28	NO	18	69	3.8	20	1	1	6	6.0	6	0	
<b>TOTALS</b>		<b>66</b>	<b>185</b>	<b>2.8</b>	<b>20</b>	<b>1</b>	<b>19</b>	<b>190</b>	<b>10.0</b>	<b>24</b>	<b>0</b>	

76

**DONOVAN SMITH****TACKLE****HT: 6-6 WT: 338****DOB: 6/23/93****NFL: ROOKIE****ACQ: D2A-'15****COLLEGE: PENN STATE****ACQUIRED BY BUCS:**

- x Selected in the second round (34th overall) of the 2015 NFL Draft by the Buccaneers.

**COLLEGE:**

- x Started 31-of-32 career games played at Penn State (2011-14).
- x Played in the 2015 Senior Bowl.
- x Started 11 games in his redshirt junior season.
- x Named first-team preseason All-Big Ten by USA Today and Lindy's, while earning second-team preseason all-conference honors from Athlon Sports and Phil Steele.
- x Part of an offense that put together a school-record 454 passing yards against UCF.
- x As a redshirt sophomore (2013), started 11 games at left tackle.
- x Honorable mention All-Big Ten choice.
- x Helped Penn State gain at least 350 yards in every contest.
- x Blocked for Big Ten Freshman-of-the-Year, quarterback Christian Hackenberg, who set 12 school freshman records.
- x Saw his first collegiate action as a redshirt freshman (2012), starting 9-of-10 games at left tackle.
- x Helped block for a Penn State squad that led the Big Ten in total offense (437.0 yards per game) in conference play, while ranking second in scoring offense (32.6 points per game) and passing offense (283.1 yards per game) against Big Ten opponents.

- x Selected to ESPN.com Big Ten All-Freshman team.

- x Redshirted as a freshman in 2011.

- x Graduated with a degree in criminology.

**PERSONAL:**

- x Attended Owings Mills high School (Owings Mills, Baltimore).
- x Played in the 2011 U.S. Army All-American Bowl.
- x Rated a four-star recruit by 24/7sports.com.
- x Earned first-team all-state honors and Baltimore Sun first-team all-met selection.
- x Did not allow a sack as a junior or senior.
- x Son of Sharon Thomas.
- x Has three sisters, Danielle and Tamika Thomas and Ebony Smith, and one brother, Dwayne Thomas.
- x Born Donovan Cole Smith on June 23, 1993 in Hempstead, New York.

**COMMUNITY:**

- x Had his head shaved by children battling cancer for the Buccaneers 2015 Cut for a Cure to raise funds and awareness for the Pediatric Cancer Foundation.
- x In May 2015, toured MacDill Air Force Base to greet military servicemen and servicewomen and learn about the important role that the base plays in the Tampa community.
- x In May 2015, visited wounded warriors recovering from injury and illness at James A. Haley Veterans' Hospital in Tampa.



**62****EVAN SMITH**

**CENTER**  
**HT: 6-2 WT:308**  
**DOB: 7/19/86**  
**NFL: 6TH YEAR**  
**ACQ: UFA (GB), 2014**  
**COLLEGE: IDAHO STATE**

**ACQUIRED BY BUCS:**

- × Signed by the Tampa Bay Buccaneers on March 14, 2014, as an unrestricted free agent from Green Bay.

**ORIGINALLY ENTERED NFL:**

- × Originally entered the NFL as a college free agent with the Green Bay Packers on May 1, 2009.

**CAREER HIGHLIGHTS:**

- × Won Super Bowl XLV as a member of the Green Bay Packers.
- × Has played in 76 games with 40 starts in his career (2009-14), including starting 3-of-5 postseason games with Green Bay (2009-13). Was inactive for four postseason games in 2010 with Green Bay.
- × Only college free agent to make Green Bay's opening day roster in 2009.
- × Made first career start at New York Giants (12/4/11).
- × Made NFL debut at St. Louis (9/27/09).
- × Recorded first playoff start against Minnesota (1/5/13).
- × Made postseason debut at Arizona (1/10/10).

**2014 HIGHLIGHTS:**

- × Made Buccaneers debut Week 1 vs. Carolina (9/7), starting at center.
- × Started 15 games on the season; inactive vs. Cincinnati (11/30) due to illness.
- × Against St. Louis (9/14), helped pave the way for Bobby Rainey's 144-yard rushing day.
- × At Carolina (12/14) helped pave the way for 151 rushing yards on 23 carries (6.6 avg.), Tampa Bay's second-highest rushing total of the season and their highest yards per carry since 2012.
- × Against New Orleans (12/28), helped pave the way for 183 rushing yards by the Buccaneers, the most the team had recorded since 2013 (11/17/13 vs. Atlanta).

**COMMUNITY:**

- × Sponsors "Smith's Soldiers" Front Row Fans section to provide a special gameday experience to local military and those who would otherwise not have a chance to attend Buccaneers home games.

- × Had his head shaved by children battling cancer for the Buccaneers 2015 Cut for a Cure to raise funds and awareness for the Pediatric Cancer Foundation.
- × Helped sponsor the 2014 "Turkey Time with the O-Line," a Thanksgiving program carried out by the offensive line which provided 750 meals for local families in need.
- × On Veterans' Day 2014, greeted military service members at James A. Haley Veterans' Hospital.
- × In September 2014, interacted with military members stationed overseas through a Pro vs. GI Joe event at the Buccaneers-sponsored USO Welcome Center at Tampa International Airport.
- × Participated in the United Way's NFL Hometown Huddle Project in which he helped construct a new playground at Nicolet Elementary School in Green Bay, Wisconsin.
- × Spoke to over 700 K-8 students at Randall School in Burlington, Wisconsin on the importance of a healthy lifestyle and working hard in school.

**COLLEGE/PERSONAL:**

- × Started 44 games, including the final 36 of his career at Idaho State (2005-2008) at various positions across the offensive line.
- × Earned honorable mention All-Big Sky Conference all four years at Idaho State.
- × As a senior, started all 12 games at left tackle and earned team MVP honors after helping the offense average 370.8 yards per game.
- × Attended Salinas High School (Salinas, California).
- × Played both offensive line and defensive line all four years.
- × Earned first-team all All-Tri-County on both sides of the line and won the team MVP honors his senior season.
- × Helped lead basketball team to a conference championship and an appearance in state semifinals as a senior.
- × Lettered all four years in football and basketball.
- × He and his wife, Misty, have a two-year old daughter named Jocelyn.
- × Born Evan Blake Dietrich-Smith on July 19, 1986 in Salinas, California.

## SMITH'S CAREER STATISTICS

Games/Starts: GB: 2009: 13/0 (P: 1/0); 2011: 16/3 (P:1/0); 2012: 16/6 (P: 2/2); 2013: 16/16 (P: 1/1); TB: 2014: 15/15

Career Totals: 76/40 (P: 5/3)

Misc. Tackles: 3 – 2 in 2014 (9/18/14 at Atlanta; 11/9/14 vs. Atlanta); 1 in 2012 (11/25/12 at N.Y. Giants)

Fumbles-Lost: 3-1 – 2-1 in 2014, 1-0 in 2009

Kick Returns: 1 for 5 yards, vs. Baltimore (12/7/09)

P=Playoffs

# 56

## JACQUES SMITH

DEFENSIVE END


HT: 6-2 WT:260

DOB: 3/18/1990

NFL: 2ND YEAR

ACQ: W (BUF)-'14

COLLEGE: MISSOURI



### ACQUIRED BY BUCS:

- × Claimed by Tampa Bay off waivers from the Buffalo Bills on September 10, 2014.

### ORIGINALLY ENTERED NFL:

- × Originally entered the league as a college free agent with the Miami Dolphins on May 4 2012.

### CAREER HIGHLIGHTS:

- × Spent 11 weeks on the Buffalo Bills practice squad in 2013 and the 2014 offseason.
- × Finished December of 2012 on the New York Jets practice squad.
- × Played with the Hamilton Tiger Cats of the Canadian Football League, recording only one tackle, during the 2012 season.
- × Made first career start vs. Atlanta (11/9/14).
- × Made NFL debut with Buccaneers against St. Louis (9/14/14).
- × Registered career-high two sacks and first career forced fumble in win at Washington (11/16/14).

### 2014 HIGHLIGHTS:

- × Played in 15 games, with seven starts, totaling 17 tackles, including four for loss, 6.5 sacks, two passes defended, one forced fumble and one fumble recovery.
- × Assuming a regular role for the Buccaneers' defense in Week 9 and accumulated 6.5 sacks in the eight games, tied for the 10th-most in the NFL over that span.
- × Made NFL debut in a reserve role vs. St. Louis (9/14).

- × Made one tackle and one fumble recovery in win at Pittsburgh (9/28). Fumble recovery at Steelers' nine-yard line helped set up Buccaneers first touchdown.
- × Played in reserve role vs. Minnesota (10/26) and registered one quarterback hit and one pass defended.
- × Played 22 snaps on defense and recorded first career sack at Cleveland (11/2).
- × Posted two tackles and one quarterback hit in first career start vs. Atlanta (11/9).
- × Recorded two sacks, one forced fumble, which was recovered by the Buccaneers, three tackles and three quarterback hits in win at Washington (11/16). First sack was for nine-yard loss on third down, forcing a 47-yard field goal attempt, which was missed. His forced fumble ended a Washington drive at the Buccaneers' 37-yard line after the Redskins' picked up a first down on the play.
- × Started at Chicago (11/23), registered one sack, one pass defended and two tackles, for a unit that surrendered just 204 yards of offense.
- × Started vs. Cincinnati (11/30) and recorded one quarterback hit.
- × Tied career-high with two sacks, at Detroit (12/7). Totalled four tackles and three quarterback hits.
- × Posted four tackles and a half-sack at Carolina (12/14).

### COLLEGE:

- × Started 32-of-53 games he played in four-years (2008-11) at University of Missouri, recording 159 tackles, 26 tackles for loss, 13.0 sacks and one interception returned for a touchdown.

- × Started all 11 games as a senior (2011) recording 39 tackles, nine tackles for loss and 5.0 sacks.
- × Was named second team All-Big 12 following his junior season (2010) after starting all 13 games and recording 35 tackles, 10 tackles for loss and 5.5 sacks. Also recovered a fumble and returned it 53 yards for a touchdown.
- × As a sophomore (2009), played in 13 games with five starts, tallying 39 tackles, four tackles for loss, 1.5 sacks and one interception, returned for a touchdown. He also caught one pass for 24 yards and a touchdown.

- × Played in 14 games with one start as a freshman (2008), finishing with 46 tackles three tackles for loss and one sack.

### PERSONAL/COMMUNITY

- × Attended South Oak Cliff High School (Dallas, Texas).
- × Lettered in football, basketball and track and field.
- × Parents are Jimmy and Opal Smith.
- × Born Jacques Doyle Smith on March 18, 1990, in Dallas, Texas.
- × Along with the defensive line, purchased toys and hosted a surprise shopping spree for underprivileged families in the “D-Line Does Christmas” event in December 2014.

## SMITH'S CAREER STATISTICS

YEAR	TEAM	TACKLES						INTERCEPTIONS					FUMBLES			ST TACKLES			
		GP	GS	TOT	SOLO	ASST	SK	YDS	NO	YDS	LG	TD	PD	FF	FR	YDS	T	S	A
2014	Tampa Bay	15	7	17	13	4	6.5	25.0	0	0	0	0	2	1	1	0	0	0	0
NFL Totals		15	7	17	13	4	6.5	25.0	0	0	0	0	2	1	1	0	0	0	0

## SMITH'S GAME-BY-GAME STATISTICS

DATE	OPP	TACKLES						INTERCEPTIONS					FUMBLES			ST TACKLES							
		T	S	A	TFL	SK	YDS	QH	NO	YDS	LG	TD	PD	FF	FR	YDS	T	S	A				
Sept. 7	CAR*								Inactive														
Sept. 14	STL	0	0	0	0	0.0	0.0	0	0	0	0	0	0	0	0	0	0	0	0	0			
Sept. 18	@ATL	0	0	0	0	0.0	0.0	0	0	0	0	0	0	0	0	0	0	0	0				
Sept. 28	@PIT	1	1	0	0	0.0	0.0	0	0	0	0	0	0	0	1	0	0	0	0				
Oct. 5	@NO	0	0	0	0	0.0	0.0	0	0	0	0	0	0	0	0	0	0	0	0				
Oct. 12	BAL	0	0	0	0	0.0	0.0	0	0	0	0	0	0	0	0	0	0	0	0				
Oct. 26	MIN	0	0	0	0	0.0	0.0	1	0	0	0	0	1	0	0	0	0	0	0				
Nov. 2	@CLE	1	1	0	1	1.0	7.0	1	0	0	0	0	0	0	0	0	0	0	0				
Nov. 9	ATL	2	1	1	0	0.0	0.0	1	0	0	0	0	0	0	0	0	0	0	0				
Nov. 16	@WAS	3	3	0	2	2.0	15.0	3	0	0	0	0	0	1	0	0	0	0	0				
Nov. 23	@CHI	2	2	0	1	1.0	1.0	1	0	0	0	0	1	0	0	0	0	0	0				
Nov. 30	CIN	0	0	0	0	0.0	0.0	1	0	0	0	0	0	0	0	0	0	0	0				
Dec. 7	@DET	4	3	1	0	2.0	0.0	3	0	0	0	0	0	0	0	0	0	0	0				
Dec. 14	@CAR	4	2	2	0	0.5	2.0	1	0	0	0	0	0	0	0	0	0	0	0				
Dec. 21	GB	0	0	0	0	0.0	0.0	0	0	0	0	0	0	0	0	0	0	0	0				
Dec. 28	NO	0	0	0	0	0.0	0.0	0	0	0	0	0	0	0	0	0	0	0	0				
<b>TOTALS</b>		<b>17</b>	<b>13</b>	<b>4</b>	<b>4</b>	<b>6.5</b>	<b>25.0</b>	<b>12</b>	<b>0</b>	<b>0</b>	<b>0</b>	<b>0</b>	<b>2</b>	<b>1</b>	<b>1</b>	<b>0</b>	<b>0</b>	<b>0</b>	<b>0</b>				

\*Games played with Buffalo

97

**AKEEM SPENCE**

DEFENSIVE TACKLE

HT: 6-1 WT: 307

DOB: 11/29/91

NFL: 3RD YEAR

ACQ: D4A, 2013

COLLEGE: ILLINOIS

**ACQUIRED BY BUCS:**

- x Selected in the fourth round (100th overall) of the 2013 NFL Draft by the Buccaneers.

**CAREER HIGHLIGHTS:**

- x Has played in all 32 games, with 19 starts, since being drafted in 2013.
- x For his career, owns 67 tackles, including six for loss, four sacks, and three fumble recoveries.
- x Registered first career sack when he brought down Tom Brady at New England (9/22/13).
- x Started in NFL debut, at New York Jets (9/8/13).

**2014 HIGHLIGHTS:**

- x Played in 16 games, with five starts, tallying 37 tackles, including four for loss, three sacks, and two fumble recoveries.
- x Played in a reserve role in season opener vs. Carolina (9/7) and recorded three tackles.
- x Played in a reserve role vs. St. Louis and registered two tackles.
- x Posted three tackles and a half-sack at Atlanta (9/18).
- x Played in a reserve role in win at Pittsburgh (9/28). Part of a defensive front that limited the Steelers, who entered the game with the NFL's No. 1-ranked rushing attack, to 85 yards on 27 carries (3.1 avg.).
- x Notched two tackles at New Orleans (10/5).
- x Recorded two tackles vs. Minnesota (10/26).
- x Tied a career-high four tackles, set a career-high with two tackles for loss and added one sack and one quarterback hit at Cleveland (11/2).
- x Registered one tackle and one quarterback hit vs. Atlanta (11/9).
- x Recovered a fumble and recorded one tackle in win at Washington (11/16).
- x Posted one tackle at Chicago (11/23) for a defense that allowed just 204 total yards.
- x Started vs. Cincinnati (11/30), logging career-high seven tackles, including one for loss, and a half-sack.
- x Started at Detroit (12/7) and recorded four tackles.
- x Made third consecutive start and recorded three tackles and a fumble recovery, at Carolina (12/14).

- x Started vs. Green Bay (12/21), recording three tackles and one quarterback hit.
- x Started vs. New Orleans (12/28) and recorded three tackles and one sack.

**COLLEGE:**

- x Started all 38 games he played in at Illinois, totaling 186 tackles, 17.5 tackles for loss, 3.5 sacks, two forced fumbles, two fumble recoveries and 26 quarterback pressures.
- x Entered the NFL Draft after his junior season
- x Posted career bests in tackles (72) and tackles for loss (7.0) as a junior.
- x Earned second-team All-Big Ten honors from Phil Steele in 2012.
- x A member of the Lombardi Award and Outland Trophy watch lists as a junior.
- x A first-team All-Big Ten selection by The NFL Draft Report following his sophomore season.
- x Was named a Freshman All-American by College Football News, the FWAA, Phil Steele and Rivals.com
- x Majored in communications.

**COMMUNITY:**

- x Along with the defensive line, purchased toys and hosted a surprise shopping spree for underprivileged families in the "D-Line Does Christmas" event in December 2013 and 2014.
- x Paired up with United Way volunteers and students to install a "Learning Garden" at Edison Elementary in October 2013 and helped build an outdoor classroom at Sheehy Elementary in October 2014.
- x As part of the 2013 Buccaneers Rookie Club, took part in a variety of community service events, including: visiting patients at St. Joseph's Children's Hospital in Tampa; hosting an ice cream social for military veterans at James Haley VA Hospital; participating in a teambuilding scavenger hunt with the Boys & Girls Clubs of Tampa at Busch Gardens; hosting a bowling outing with Big Brothers/Big Sisters of Tampa Bay; challenging youths from the Central City YMCA in games at a local arcade; visiting local servicemen and servicewomen at MacDill Air Force Base; hosting a "Salute to Service" Barbecue with USAA at U.S. Coast Guard Sector St. Petersburg; greeting

veterans at Bay Pines VA Hospital; visiting young patients over the holidays at All Children's Hospital; and singing Christmas carols to residents at Westminster Palms Retirement Home.

## PERSONAL:

- × Attended Fort Walton Beach High School (Fort Walton, Florida).
- × Selected to play in the Florida All-Star Game following his senior season.
- × Ranked as the 34th best defensive tackle in the country, according to ESPN.

- × Earned Class 4A All-District II accolades in 2008, helping lead his team to a 10-2 record and a division championship, recording 80 tackles and five sacks.
- × Earned All-District II honors in 2007, totaling 67 tackles with 2.0 sacks.
- × 2009 Florida High School Athletics Association Boys Weightlifting Champion, Heavyweight division.
- × Also lettered in track, performing in the discus and shot put.
- × Son of Karen and Floyd Spence.
- × Born Akeem Spence on November 29, 1991, in Fort Walton, Florida.

## SPENCE'S CAREER STATISTICS

YEAR	TEAM	TACKLES							INTERCEPTIONS				FUMBLES				
		GP	GS	TOT	SOLO	ASST	SK	YDS	NO	YDS	LG	TD	PD	FF	FR	YDS	
2013	Tampa Bay	16	14	29	19	10	1.0	6.0	0	0	0	0	0	0	0	1	0
2014	Tampa Bay	16	5	37	27	10	3.0	15.5	0	0	0	0	0	0	2	0	
NFL Totals		32	19	66	46	20	4.0	21.5	0	0	0	0	0	0	3	0	

## SPENCE'S GAME-BY-GAME STATISTICS

### 2014

DATE	OPP	TACKLES							INTERCEPTIONS				FUMBLES			ST TACKLES			
		T	S	A	TFL	SK	YDS	QH	NO	YDS	LG	TD	PD	FF	FR	YDS	T	S	A
Sept. 7	CAR	3	3	0	0	0.0	0.0	0	0	0	0	0	0	0	0	0	0	0	0
Sept. 14	STL	2	2	0	0	0.0	0.0	0	0	0	0	0	0	0	0	0	0	0	0
Sept. 18	@ATL	3	1	2	0	0.5	3.0	1	0	0	0	0	0	0	0	0	0	0	0
Sept. 28	@PIT	0	0	0	0	0.0	0.0	0	0	0	0	0	0	0	0	0	0	0	0
Oct. 5	@NO	2	2	0	0	0.0	0.0	0	0	0	0	0	0	0	0	0	0	0	0
Oct. 12	BAL	0	0	0	0	0.0	0.0	0	0	0	0	0	0	0	0	0	0	0	0
Oct. 26	MIN	2	2	0	0	0.0	0.0	0	0	0	0	0	0	0	0	0	0	0	0
Nov. 2	@CLE	4	3	1	2	1.0	6.0	1	0	0	0	0	0	0	0	0	0	0	0
Nov. 9	ATL	1	0	1	0	0.0	0.0	1	0	0	0	0	0	0	0	0	0	0	0
Nov. 16	@WAS	1	1	0	0	0.0	0.0	0	0	0	0	0	0	0	1	0	0	0	0
Nov. 23	@CHI	1	1	0	0	0.0	0.0	0	0	0	0	0	0	0	0	0	0	0	0
Nov. 30	CIN	6	3	3	1	0.5	1.5	1	0	0	0	0	0	0	0	0	0	0	0
Dec. 7	@DET	4	3	1	0	0.0	0.0	0	0	0	0	0	0	0	0	0	0	0	0
Dec. 14	@CAR	3	2	1	0	0.0	0.0	1	0	0	0	0	0	1	0	0	0	0	0
Dec. 21	GB	3	3	0	0	0.0	0.0	1	0	0	0	0	0	0	0	0	0	0	0
Dec. 28	NO	3	2	1	1	1.0	5.0	1	0	0	0	0	0	0	0	0	0	0	0
<b>TOTALS</b>		<b>37</b>	<b>27</b>	<b>10</b>	<b>4</b>	<b>3.0</b>	<b>15.5</b>	<b>7</b>	<b>0</b>	<b>0</b>	<b>0</b>	<b>0</b>	<b>0</b>	<b>0</b>	<b>2</b>	<b>0</b>	<b>0</b>	<b>0</b>	<b>0</b>

### 2013

DATE	OPP	TACKLES							INTERCEPTIONS				FUMBLES			ST TACKLES			
		T	S	A	TFL	SK	YDS	QH	NO	YDS	LG	TD	PD	FF	FR	YDS	T	S	A
Sept. 8	@NYJ	2	2	0	0	0.0	0.0	0	0	0	0	0	0	0	1	0	0	0	0
Sept. 15	NO	1	1	0	0	0.0	0.0	0	0	0	0	0	0	0	0	0	0	0	0
Sept. 22	@NE	4	3	1	1	1.0	6.0	1	0	0	0	0	0	0	0	0	0	0	0
Sept. 29	ARI	2	1	1	0	0.0	0.0	0	0	0	0	0	0	0	0	0	0	0	0
Oct. 13	PHI	0	0	0	0	0.0	0.0	0	0	0	0	0	0	0	0	0	0	0	0
Oct. 20	@ATL	2	2	0	0	0.0	0.0	0	0	0	0	0	0	0	0	0	0	0	0
Oct. 24	CAR	0	0	0	0	0.0	0.0	0	0	0	0	0	0	0	0	0	0	0	0
Nov. 3	@SEA	2	1	1	1	0.0	0.0	0	0	0	0	0	0	0	0	0	0	0	0
Nov. 11	MIA	1	1	0	0	0.0	0.0	0	0	0	0	0	0	0	0	0	0	0	0
Nov. 17	ATL	2	1	1	0	0.0	0.0	0	0	0	0	0	0	0	0	0	0	0	0
Nov. 24	@DET	3	1	2	0	0.0	0.0	0	0	0	0	0	0	0	0	0	0	0	0
Dec. 1	@CAR	1	0	1	0	0.0	0.0	0	0	0	0	0	0	0	0	0	0	0	0
Dec. 8	BUF	2	0	2	0	0.0	0.0	0	0	0	0	0	0	0	0	0	0	0	0
Dec. 15	SF	3	3	0	0	0.0	0.0	0	0	0	0	0	0	0	0	0	0	0	0
Dec. 22	@STL	3	3	0	0	0.0	0.0	0	0	0	0	0	0	0	0	0	0	0	0
Dec. 29	@NO	1	0	1	0	0.0	0.0	0	0	0	0	0	0	0	0	0	0	0	0
<b>TOTALS</b>		<b>29</b>	<b>19</b>	<b>10</b>	<b>2</b>	<b>1.0</b>	<b>6.0</b>	<b>1</b>	<b>0</b>	<b>0</b>	<b>0</b>	<b>0</b>	<b>0</b>	<b>0</b>	<b>1</b>	<b>0</b>	<b>0</b>	<b>0</b>	<b>0</b>



88

**LUKE STOCKER****TIGHT END****HT: 6-5 WT: 253****DOB: 7/17/88****NFL: 5TH YEAR****ACQ: D4, 2011****COLLEGE: TENNESSEE****ACQUIRED BY BUCS:**

- × Selected in the fourth round (104th overall) of the 2011 NFL Draft by the Buccaneers.

**CAREER HIGHLIGHTS:**

- × Recorded his first career touchdown at Dallas (9/23/12).
- × Made his first career start in his NFL debut vs. Detroit (9/11/11) in the 2011 season opener.

**2014 HIGHLIGHTS:**

- × Appeared in 13 games on the season, starting seven.
- × Appeared vs. Carolina (9/7), recording one reception for eight yards.
- × Started at Atlanta (9/18), finishing with two catches for 15 yards.
- × Started vs. Minnesota (10/26).
- × Recorded one special teams tackle at Cleveland (11/2).
- × Inactive vs. Atlanta (11/9) and at Washington (11/16) with a hip injury.
- × Played at Chicago (11/23), catching one pass for six yards.
- × Inactive vs. Cincinnati (11/30) with a concussion.
- × At Detroit (12/7), finished with one reception for four yards, two miscellaneous tackles and one forced fumble, which was recovered by Tampa Bay and led to a Buccaneers touchdown.
- × Started vs. Green Bay (12/21), finishing with two receptions for eight yards.
- × Started vs. New Orleans (12/28).

**COLLEGE:**

- × Third-highest selected Tennessee tight end in NFL Draft history (Jason Witten, 69th, 2003; Brad Cottom, 76th, 2008) and first tight end drafted by the Buccaneers since 2006.
- × 12th player from the University of Tennessee to be selected by the Buccaneers.
- × Started in 38-of-52 games played, including his last 38 games during his Tennessee career (2007-10).
- × Set a Tennessee record for position players by competing in all 52 games of his collegiate career.

- × Recorded 85 receptions for 956 yards and eight touchdowns.
- × Named team captain as a senior.
- × Finished senior season with Tennessee collecting 39 receptions for 417 yards to rank third on team in both categories, while adding two touchdowns.
- × One of 10 players to start every 2010 game for Tennessee and only Volunteer with reception in every game, including 11 contests with multiple catches.
- × Named 2010 Mackey Award Semifinalist (nation's top tight end), All-SEC second-team by Phil Steele and was selected to the 2011 Senior Bowl.
- × Shared Tennessee's 2010 Fourth Quarter Award presented to players who compete with intangible values that provide foundation of UT Football Program: attitude, discipline, toughness, effort and team.
- × As a junior, recorded 29 catches for 389 yards and finished second on the team with five touchdowns.
- × Graduated with a degree in sport management and had begun work on second degree in recreation and leisure studies.

**COMMUNITY:**

- × Joined Buccaneers teammates and more than 100 UnitedHealthcare employees to pack food boxes at Feeding America Tampa Bay in September 2011.
- × Helped teach football drills and spoke on the importance of living a healthy lifestyle to South London school students in October 2011.
- × Greeted fans at the International Series Fan Rally event at Trafalgar Square, London in October 2011.
- × Distributed candy, signed autographs and played games with over 700 underprivileged children at Lowry Park Zoo for the team's annual Halloween Celebration in October 2011.
- × Visited patients at All Children's Hospital and sang Christmas carols to residents of Westminster Palms Retirement Home in December 2011.

**PERSONAL:**

- × Attended Madison Southern High School (Berea, Kentucky), where he was an honor student and three-year starter for head coach Doug Carter.

- × Rated a three-star prospect by Rivals.com, who listed him as the nation's 33rd-best tight end and the seventh-best recruit from the state of Kentucky. Also received a three-star rating by Scout.com, as that recruiting service ranked him as the 34th-best tight end in the country.
- × Named two-time All-Conference and Class 3A All-District VII, 2006 Class of the Commonwealth and 2005 All-State.
- × Played in Kentucky-Tennessee All-Star Game.
- × As a senior, caught 36 passes for 560 yards and five touchdowns on offense and also made 48 tackles on defensive line, including 21 tackles for loss and 14 sacks.
- × Also a standout basketball player, averaging 17 points as junior forward, making All-District and All-Region.
- × Academic All-State in football and basketball.
- × Married to the former Daine Karst, with a son, Liam.
- × Born Lucas Aaron Stocker on July 17, 1988 in Berea, Kentucky.

## STOCKER'S CAREER STATISTICS

YEAR	TEAM	GP	GS	RECEIVING				LG	TD
				NO	YDS	AVG	LG		
2011	Tampa Bay	14	9	12	92	7.7	24	0	
2012	Tampa Bay	16	11	16	165	10.3	33	1	
2013	Tampa Bay	2	2	0	0	-	-	0	
2014	Tampa Bay	13	7	7	41	5.9	11	0	
<b>NFL Totals</b>		<b>45</b>	<b>29</b>	<b>35</b>	<b>298</b>	<b>8.5</b>	<b>33</b>	<b>1</b>	

### ADDITIONAL STATS

**Misc. Tackles:** 5 – 1 in 2011, 1 in 2012, 3 in 2014  
**Special Teams Tackles:** 2 – 1 in 2011, 1 in 2014  
**Forced Fumbles:** 1 – 1 in 2014.

## STOCKER'S GAME-BY-GAME STATISTICS

2014 DATE	OPP	NO	YDS	RECEIVING			ATT	YDS	RUSHING			TD
				AVG	LG	TD			YDS	AVG	LG	
Sept. 7	CAR	1	8	8.0	8	0	0	0	-	-	0	
Sept. 14	STL	0	0	-	-	0	0	0	-	-	0	
Sept. 21	@ATL	2	15	7.5	11	0	0	0	-	-	0	
Sept. 28	@PIT	0	0	-	-	0	0	0	-	-	0	
Oct. 5	@NO	0	0	-	-	0	0	0	-	-	0	
Oct. 19	BAL	0	0	-	-	0	0	0	-	-	0	
Oct. 27	MIN	0	0	-	-	0	0	0	-	-	0	
Nov. 2	@CLE	0	0	-	-	0	0	0	-	-	0	
Nov. 9	ATL				Inactive							
Nov. 16	@WAS				Inactive							
Nov. 23	@CHI	1	6	6.0	6	0	0	0	-	-	0	
Nov. 27	CIN				Inactive							
Dec. 7	@DET	1	4	4.0	4	0	0	0	-	-	0	
Dec. 14	@CAR	0	0	-	-	0	0	0	-	-	0	
Dec. 21	GB	2	8	4.0	8	0	0	0	-	-	0	
Dec. 28	NO	0	0	-	-	0	0	0	-	-	0	
<b>TOTALS</b>		<b>7</b>	<b>41</b>	<b>5.9</b>	<b>11</b>	<b>0</b>	<b>0</b>	<b>0</b>	<b>-</b>	<b>-</b>	<b>0</b>	

## 2013

DATE	OPP	ATT	YDS	RECEIVING			NO	YDS	RUSHING		
				AVG	LG	TD			AVG	LG	TD
Sept. 8	@NYJ	0	0	-	-	0	0	0	-	-	0
Sept. 15	NO	0	0	-	-	0	0	0	-	-	0
Sept. 22	@NE										
Sept. 29	ARI										
Oct. 13	PHI										
Oct. 20	@ATL										
Oct. 24	CAR										
Nov. 3	@SEA										
Nov. 11	MIA										
Nov. 17	ATL										
Nov. 24	@DET										
Dec. 1	@CAR										
Dec. 8	BUF										
Dec. 15	SF										
Dec. 22	@STL										
Dec. 29	@NO										
<b>TOTALS</b>		<b>0</b>	<b>0</b>	<b>-</b>	<b>-</b>	<b>0</b>	<b>0</b>	<b>0</b>	<b>-</b>	<b>-</b>	<b>0</b>

## 2012

DATE	OPP	NO	YDS	RECEIVING			ATT	YDS	RUSHING		
				AVG	LG	TD			AVG	LG	TD
Sept. 9	CAR	0	0	-	-	0	0	0	-	-	0
Sept. 16	@NYG	0	0	-	-	0	0	0	-	-	0
Sept. 23	@DAL	1	1	1.0	1	1	0	0	-	-	0
Sept. 30	WAS	1	5	5.0	5	0	0	0	-	-	0
Oct. 14	KC	0	0	-	-	0	0	0	-	-	0
Oct. 21	NO	1	33	33.0	33	0	0	0	-	-	0
Oct. 25	@MIN	0	0	-	-	0	0	0	-	-	0
Nov. 4	@OAK	1	2	2.0	2	0	0	0	-	-	0
Nov. 11	SD	1	11	11.0	11	0	0	0	-	-	0
Nov. 18	@CAR	0	0	-	-	0	0	0	-	-	0
Nov. 25	ATL	1	5	5.0	5	0	0	0	-	-	0
Dec. 2	@DEN	2	19	9.5	11	0	0	0	-	-	0
Dec. 9	PHI	0	0	-	-	0	0	0	-	-	0
Dec. 16	@NO	3	23	7.7	15	0	0	0	-	-	0
Dec. 23	STL	2	16	8.0	10	0	0	0	-	-	0
Dec. 30	@ATL	3	50	16.7	26	0	0	0	-	-	0
<b>TOTALS</b>		<b>16</b>	<b>165</b>	<b>10.3</b>	<b>33</b>	<b>1</b>	<b>0</b>	<b>0</b>	<b>-</b>	<b>-</b>	<b>0</b>

## 2011

DATE	OPP	NO	YDS	RECEIVING			ATT	YDS	RUSHING		
				AVG	LG	TD			AVG	LG	TD
Sept. 11	DET	0	0	-	-	0	0	0	-	-	0
Sept. 18	@MIN	1	17	17.0	17	0	0	0	-	-	0
Sept. 25	ATL	2	33	16.5	24	0	0	0	-	-	0
Oct. 3	IND	2	9	4.5	5	0	0	0	-	-	0
Oct. 9	@SF										
Oct. 16	NO										
Oct. 23	CHI	2	14	7.0	10	0	0	0	-	-	0
Nov. 6	@NO	0	0	-	-	0	0	0	-	-	0
Nov. 13	HOU	0	0	-	-	0	0	0	-	-	0
Nov. 20	@GB	1	1	1.0	1	0	0	0	-	-	0
Nov. 27	@TEN	0	0	-	-	0	0	0	-	-	0
Dec. 4	CAR	0	0	-	-	0	0	0	-	-	0
Dec. 11	@JAC	0	0	-	-	0	0	0	-	-	0
Dec. 17	DAL	1	4	4.0	4	0	0	0	-	-	0
Dec. 24	@CAR	3	14	4.7	9	0	0	0	-	-	0
Jan. 1	@ATL	0	0	-	-	0	0	0	-	-	0
<b>TOTALS</b>		<b>12</b>	<b>92</b>	<b>7.7</b>	<b>24</b>	<b>0</b>	<b>0</b>	<b>0</b>	<b>-</b>	<b>-</b>	<b>0</b>

# 37

## D.J. SWEARINGER

DEFENSIVE BACK  
HT: 5-10 WT: 205  
DOB: 2/12/89  
NFL: 3RD YEAR  
ACQ: D6, 2012  
COLLEGE: WEST VIRGINIA



### ACQUIRED BY BUCS:

- x Claimed by Tampa Bay off waivers from the Houston Texans on May 12, 2015.

### ORIGINALLY ENTERED NFL:

- x Originally entered the NFL as a second-round pick, (57th overall) of the Houston Texans in the 2013 NFL Draft.

### CAREER HIGHLIGHTS:

- x Started 22-of-32 career games played, totaling 140 tackles, 10 passes defended, three interceptions (returned 31 yards), four forced fumbles and one fumble recovery. Also has four special teams tackles.
- x Spent his first two seasons in the NFL with the Houston Texans (2013-14).
- x His four forced fumbles since the start of the 2013 season are tied for the fifth-most by a safety in the NFL during that time.
- x Registered first career sack in Week 1 of the 2014 season against Washington (9/7/14).
- x Notched a career-best 10 tackles in the 2013 season finale at Tennessee (12/29/13).
- x Nabbed first career interception at Arizona (11/10/13).
- x Started first career game at Kansas City (10/20/13).
- x Made NFL debut in the 2013 season opener at San Diego (9/9/13).

### 2014 HIGHLIGHTS:

- x Spent the season with the Houston Texans.
- x Started 12-of-16 games, tallying 73 tackles, six passes defended, three forced fumbles, two interceptions and one fumble recovery
- x In the season opening win against Washington (9/7), recorded his first career sack, dropping quarterback Robert Griffin III for an eight-yard loss. Added eight tackles and one forced fumble.
- x Forced a fumble for the second consecutive contest in a win at Oakland (9/14), which led to a Houston touchdown. Also recovered a fumble.
- x Notched his third forced fumble in four games in a win against Buffalo (9/28).

- x At Tennessee (10/26), grabbed his first interception of the season, returning it 25 yards and helping set up a Texans field goal.
- x Matched a season-high with eight tackles against Philadelphia (11/2).
- x Recorded his first interception of the season at Jacksonville (12/7), leading to a Texans touchdown on the ensuing possession.

### COLLEGE/PERSONAL:

- x Started 33-of-52 games at South Carolina (2009-12), finishing his collegiate career with 244 tackles, 6.5 tackles, 16 passes defended, six interceptions (returned 94 yards, two touchdowns), four forced fumbles and two fumble recoveries.
- x As a senior (2012), started 12 games, registering 79 tackles, seven passes defended, two interceptions (returned 72 yards, one touchdown) two forced fumbles and one fumble recovery.
- x Earned second-team All-Southeastern Conference honors.
- x Set a school record with a 65-yard fumble recovery for a touchdown against UAB (9/15), the longest fumble return in school history.
- x Set a career high with 80 tackles as a junior (2011), while adding three interceptions, three passes defended and one forced fumble.
- x Played in 14 games as a sophomore (2010), starting eight, tallying 66 tackles, five passes defended, one forced fumble and one interception, returned 22 yards for a touchdown.
- x Appeared in all 13 games as a freshman, recording 19 tackles.
- x Majored in retailing business.
- x Attended Greenwood High School (Greenwood, South Carolina).
- x Played run-option quarterback, receiver and safety.
- x Earned second-team All-State honors as a senior, when he rushed for 904 yards and 12 touchdowns, while catching 20 passes for 201 yards and adding 77 tackles, eight passes defended and two forced fumbles as a safety.
- x Born Dayario Jamal Swearinger on September 1, 1991 in Greenwood, South Carolina.

## SWEARINGER'S CAREER STATISTICS

YEAR	TEAM	GP	GS	TACKLES				INTERCEPTIONS					FUMBLES			ST TACKLES			
				TOT	SOLO	ASST	SK	YDS	NO	YDS	LG	TD	PD	FF	FR	YDS	T	S	A
2013	Houston	16	10	67	50	17	0.0	0.0	1	0	0	0	4	1	0	0	4	4	0
2014	Houston	16	12	73	51	22	1.0	8.0	2	31	25	0	6	3	1	0	0	0	
NFL Totals		32	22	140	101	39	1.0	8.0	3	31	25	0	10	4	1	0	4	4	0

### SINGLE-GAME HIGHS

Tackles: 10, at Tennessee, 12/29/13 (w/Houston)

Sacks: 1.0, vs. Washington, 9/7/14 (w/Houston)

Interceptions: 1, three times, last at Jacksonville, 12/7/14 (w/Houston)

Passes Defended: 2, three times, last vs. Baltimore, 12/21/14 (w/Houston)

Forced Fumbles: 1, four times, last vs. Buffalo, 9/28/14 (w/Houston)

Fumble Recoveries: 1, at Oakland, 9/14/14 (w/Houston)

## SWEARINGER'S GAME-BY-GAME STATISTICS

### 2014

DATE	OPP	TACKLES							INTERCEPTIONS					FUMBLES			ST TACKLES		
		T	S	A	TFL	SK	YDS	QH	NO	YDS	LG	TD	PD	FF	FR	YDS	T	S	A
Sept. 7	WAS	8	6	2	1	1.0	8.0	2	0	0	0	0	0	1	0	0	0	0	0
Sept. 14	@OAK	3	3	0	0	0.0	0.0	0	0	0	0	0	0	1	1	0	0	0	0
Sept. 21	@NYG	6	2	4	0	0.0	0.0	0	0	0	0	0	0	0	0	0	0	0	0
Sept. 28	BUF	3	3	0	0	0.0	0.0	0	0	0	0	0	0	1	0	0	0	0	0
Oct. 5	@DAL	5	4	1	1	0.0	0.0	0	0	0	0	0	0	0	0	0	0	0	0
Oct. 9	IND	6	4	2	0	0.0	0.0	1	0	0	0	0	1	0	0	0	0	0	0
Oct. 20	@PIT	4	3	1	0	0.0	0.0	0	0	0	0	0	0	0	0	0	0	0	0
Oct. 26	@TEN	3	2	1	0	0.0	0.0	0	1	25	25	0	2	0	0	0	0	0	0
Nov. 2	PHI	8	6	2	0	0.0	0.0	0	0	0	0	0	0	0	0	0	0	0	0
Nov. 16	@CLE	2	0	2	0	0.0	0.0	0	0	0	0	0	0	0	0	0	0	0	0
Nov. 23	CIN	3	3	0	1	0.0	0.0	0	0	0	0	0	0	0	0	0	0	0	0
Nov. 30	TEN	7	4	3	0	0.0	0.0	0	0	0	0	0	0	0	0	0	0	0	0
Dec. 7	@JAC	3	2	1	0	0.0	0.0	0	1	6	6	0	1	0	0	0	0	0	0
Dec. 14	@IND	6	5	1	0	0.0	0.0	0	0	0	0	0	0	0	0	0	0	0	0
Dec. 21	BAL	3	1	2	0	0.0	0.0	0	0	0	0	0	2	0	0	0	0	0	0
Dec. 28	JAC	3	3	0	0	0.0	0.0	0	0	0	0	0	0	0	0	0	0	0	0
<b>TOTALS</b>		<b>73</b>	<b>51</b>	<b>22</b>	<b>3</b>	<b>1.0</b>	<b>8.0</b>	<b>3</b>	<b>2</b>	<b>31</b>	<b>25</b>	<b>0</b>	<b>6</b>	<b>3</b>	<b>1</b>	<b>0</b>	<b>0</b>	<b>0</b>	<b>0</b>

### 2013

DATE	OPP	TACKLES							INTERCEPTIONS					FUMBLES			ST TACKLES		
		T	S	A	TFL	SK	YDS	QH	NO	YDS	LG	TD	PD	FF	FR	YDS	T	S	A
Sept. 9	@SD	1	1	0	0	0.0	0.0	0	0	0	0	0	0	0	0	0	1	1	0
Sept. 15	TEN	4	3	1	0	0.0	0.0	0	0	0	0	0	0	0	0	0	1	1	0
Sept. 22	@BAL	2	1	1	0	0.0	0.0	0	0	0	0	0	0	0	0	0	1	1	0
Sept. 29	SEA	1	1	0	0	0.0	0.0	0	0	0	0	0	0	0	0	0	0	0	0
Oct. 6	@SF	1	1	0	0	0.0	0.0	0	0	0	0	0	0	0	0	0	0	0	0
Oct. 13	STL	2	2	0	0	0.0	0.0	0	0	0	0	0	0	0	0	0	0	0	0
Oct. 20	@KC	5	5	0	0	0.0	0.0	0	0	0	0	0	0	0	0	0	0	0	0
Nov. 3	IND	2	2	0	0	0.0	0.0	0	0	0	0	0	0	0	0	0	0	0	0
Nov. 10	@ARI	2	1	1	1	0.0	0.0	0	1	0	0	0	2	0	0	0	1	1	0
Nov. 17	OAK	4	4	0	0	0.0	0.0	0	0	0	0	0	0	0	0	0	0	0	0
Nov. 24	JAC	5	3	2	0	0.0	0.0	0	0	0	0	0	1	0	0	0	0	0	0
Dec. 1	NE	8	7	1	1	0.0	0.0	0	0	0	0	0	0	0	0	0	0	0	0
Dec. 5	@JAC	7	5	2	1	0.0	0.0	0	0	0	0	0	1	0	0	0	0	0	0
Dec. 15	@IND	8	3	5	0	0.0	0.0	0	0	0	0	0	0	0	0	0	0	0	0
Dec. 22	DEN	5	4	1	0	0.0	0.0	0	0	0	0	0	0	0	0	0	0	0	0
Dec. 29	@TEN	10	7	3	0	0.0	0.0	0	0	0	0	0	0	1	0	0	0	0	0
<b>TOTALS</b>		<b>67</b>	<b>50</b>	<b>17</b>	<b>3</b>	<b>0.0</b>	<b>0.0</b>	<b>0</b>	<b>1</b>	<b>0</b>	<b>0</b>	<b>0</b>	<b>4</b>	<b>1</b>	<b>0</b>	<b>0</b>	<b>4</b>	<b>4</b>	<b>0</b>



# 37

## KEITH TANDY

DEFENSIVE BACK  
HT: 5-10 WT: 205  
DOB: 2/12/89  
NFL: 4TH YEAR  
ACQ: D6, 2012  
COLLEGE: WEST VIRGINIA



### ACQUIRED BY BUCS:

- x Selected by Tampa Bay in the sixth round (174th overall) of the 2012 NFL Draft.

### CAREER HIGHLIGHTS:

- x Has played in 40 career games, with five starts, registering 41 tackles, four interceptions, one forced fumble and one fumble recovery.
- x Made NFL debut against Carolina (9/9/12).
- x Recorded first career start vs. Carolina (10/24/13).
- x Tallied first career interception at Seattle (11/3/13).
- x Registered career-high seven tackles against St. Louis (12/22/13).

### 2014 HIGHLIGHTS:

- x Played in 15 games, primarily on special teams. In 66 defensive snaps, registered four tackles and one interception. Tied for fifth on the team with four special teams tackles.
- x Played 10 snaps on defense and recorded one tackle vs. Baltimore (10/12).
- x Recorded one special teams tackle at Cleveland (11/2).
- x Notched one special teams tackle vs. Atlanta (11/9).
- x Registered one special teams tackle in win at Washington (11/16).
- x Played 23 snaps on special teams at Chicago (11/23).
- x Posted one special teams tackles vs. Cincinnati (11/30), while also playing four snaps on defense.
- x Saw action on seven defensive snaps and 20 special teams plays at Detroit (12/7).
- x Played 14 snaps on defense and 16 on special teams at Carolina (12/14).
- x Made one tackle on defense vs. Green Bay (12/21).
- x Posted two tackles and one interception vs. New Orleans (12/28) when he picked off Drew Brees at the goal line.

### COLLEGE:

- x A team captain that started in 40-of-45 career games (2008-11), including every game his sophomore, junior and senior seasons.
- x Recorded 188 tackles, 8.0 tackles for loss, 13 interceptions, 37 passes defended, one forced fumble and one fumble recovery.
- x Two-time first-team All-Big East selection.
- x Three-time Big East Academic All-Star.
- x As a senior, led the team and ranked third in the Big East with four interceptions.
- x Led the team and ranked second in the Big East in passes defended with 13.
- x Added 64 tackles and 2.0 tackles for loss.
- x As a junior, named second-team All-American by SI.com and third-team All-American by Rivals.com.
- x Tied for fifth nationally with 17 passes defended and 10th in the country with six interceptions, leading the Big East in both categories.
- x As a sophomore, tied for 10th in the Big East with three interceptions and 14th with seven passes defended.
- x Graduated in December 2011 with a bachelor's degree in forensic and investigative sciences.

### PERSONAL:

- x Attended Christian County High School (Hopkinsville, Kentucky) where he played quarterback, throwing for 8,609 yards and 90 touchdowns, including a single-season school-record 32.
- x As a senior, also rushed for 1,007 yards and made four interceptions on defense.
- x Son of Joyce Jordan.
- x Born Keith Tandy on February 12, 1989 in Hopkinsville, Kentucky.

### COMMUNITY:

- x Had his head shaved by children battling cancer for the Buccaneers Cut for a Cure in 2014 and 2015 to raise funds and awareness for the Pediatric Cancer Foundation.
- x In May 2015, visited Tampa Bay Buccaneers Field in Clearwater to present a \$10,000 PLAY 60 grant and lead children through football drills.

- × Visited Davis Elementary School in February 2015 to lead students in PLAY 60 drills and congratulate the school on winning the PLAY 60 Challenge.
- × Visited patients at Florida Hospital Tampa in December 2014.
- × On Veterans' Day 2014, greeted military service members at James A. Haley Veterans' Hospital.
- × In September 2014, participated in a Buccaneers Academy ribbon-cutting ceremony and helped build an outdoor class at Sheehy Elementary in Tampa.
- × In September 2014, interacted with military members stationed overseas through a Pro vs. GI Joe event at the Buccaneers-sponsored USO Welcome Center at Tampa International Airport.
- × Greeted military service members at a USAA Salute to Service Luncheon at MacDill Air Force Base in November 2014.
- × In February 2014 presented students at Pizzo Elementary with \$2,000-worth of PE equipment for winning the Buccaneers PLAY 60 Challenge.
- × Helped distribute sports equipment to children in December 2013 as part of Replay Tampa Bay, a sports equipment drive in conjunction with the Tampa Bay Sports Commission and Elder Ford of Tampa to support local youth.
- × In September 2013, helped host a Futbol Americano Celebration at Webb Middle School in celebration of the NFL's Hispanic Heritage Month through football drills, salsa dancing, and Hispanic cultural music.
- × In October 2013, helped host the Buccaneers' Halloween Celebration for youths from the Boys & Girls Clubs of Tampa.
- × Visited four Bay Area elementary schools in 2013 to deliver eyeglasses and speak on the importance of education as part of the Glazer Family Foundation Vision Program.
- × Helped the U.S. Marine Corps Reserve sort donated toys to support the Toys for Tots program in December 2012.
- × Visited youth at All Children's Hospital in St. Petersburg and sang holiday carols to residents at Westminster Palms retirement home in December 2012.
- × Led students through football drills and promoted the importance of health and fitness for the opening of BUCS CARE School Fitness Zones at Mort Elementary in November 2012 and Davis Elementary in December 2012.
- × Helped host a lunch for service members at Coast Guard Air Station Clearwater and visited veterans recovering from injury and illness at Bay Pines VA Hospital in November 2012.
- × Greeted children, signed autographs and handed out Buccaneers teddy bears to pediatric patients at Tampa General Hospital in October 2012 and Florida Hospital Tampa in November 2012.
- × Visited Crestwood Elementary in September 2012 to read to students and promote the importance of literacy during Hispanic Heritage Month.
- × In June 2012, visited MacDill Air Force Base to tour a hurricane aircraft, witness a military dog training session, and thank civilian workers and active duty military for their service.
- × Hosted an educational scavenger hunt for children from the Boys & Girls Clubs of Tampa Bay at Busch Gardens Tampa in June 2012.
- × Signed autographs, handed out Buccaneers teddy bears, and greeted patients at St. Joseph's Children's Hospital in May 2012.
- × Helped host an outing to a Tampa Bay Rays game for underprivileged students from Campbell Park Elementary in May 2012.

## TANDY'S CAREER STATISTICS

YEAR	TEAM	GP	GS	TACKLES				INTERCEPTIONS				FUMBLES			ST TACKLES				
				TOT	SOLO	ASST	SK	YDS	NO	YDS	LG	TD	PD	FF	FR	YDS	T	S	A
2012	Tampa Bay	9	0	0	0	0	0.0	0.0	0	0	0	0	0	0	0	0	3	3	0
2013	Tampa Bay	16	5	37	23	14	0.0	0.0	3	42	20	0	3	1	1	0	2	1	1
2014	Tampa Bay	15	0	4	4	0	0.0	0.0	1	3	3	0	1	0	0	0	4	4	0
NFL Totals		40	5	41	27	14	0.0	0.0	4	45	20	0	4	1	1	0	9	8	1

## SINGLE-GAME HIGHS

Tackles: 7, at St. Louis, 12/22/13

Interceptions: 1, four times, last vs. New Orleans, 12/28/14

# TANDY'S GAME-BY-GAME STATISTICS

COACHING

PLAYERS

2014 REVIEW

HISTORY

RECORDS

SIDELINES

## 2014

DATE	OPP	TACKLES							INTERCEPTIONS					FUMBLES			ST TACKLES				
		T	S	A	TFL	SK	YDS	QH	NO	YDS	LG	TD	PD	FF	FR	YDS	T	S	A		
Sept. 7	CAR	0	0	0	0	0.0	0.0	0	0	0	0	0	0	0	0	0	0	0	0	0	
Sept. 14	STL	0	0	0	0	0.0	0.0	0	0	0	0	0	0	0	0	0	0	0	0	0	
Sept. 18	@ATL	0	0	0	0	0.0	0.0	0	0	0	0	0	0	0	0	0	0	0	0	0	
Sept. 28	@PIT	0	0	0	0	0.0	0.0	0	0	0	0	0	0	0	0	0	0	0	0	0	
Oct. 5	@NO	0	0	0	0	0.0	0.0	0	0	0	0	0	0	0	0	0	0	0	0	0	
Oct. 12	BAL	1	1	0	0	0.0	0.0	0	0	0	0	0	0	0	0	0	0	0	0	0	
Oct. 26	MIN								Inactive												
Nov. 2	@CLE	0	0	0	0	0.0	0.0	0	0	0	0	0	0	0	0	0	0	0	1	1	0
Nov. 9	ATL	0	0	0	0	0.0	0.0	0	0	0	0	0	0	0	0	0	0	0	1	1	0
Nov. 16	@WAS	0	0	0	0	0.0	0.0	0	0	0	0	0	0	0	0	0	0	0	1	1	0
Nov. 23	@CHI	0	0	0	0	0.0	0.0	0	0	0	0	0	0	0	0	0	0	0	0	0	0
Nov. 30	CIN	0	0	0	0	0.0	0.0	0	0	0	0	0	0	0	0	0	0	0	1	1	0
Dec. 7	@DET	0	0	0	0	0.0	0.0	0	0	0	0	0	0	0	0	0	0	0	0	0	0
Dec. 14	@CAR	0	0	0	0	0.0	0.0	0	0	0	0	0	0	0	0	0	0	0	0	0	0
Dec. 21	GB	1	1	0	0	0.0	0.0	0	0	0	0	0	0	0	0	0	0	0	0	0	0
Dec. 28	NO	2	2	0	0	0.0	0.0	0	1	3	3	0	1	0	0	0	0	0	0	0	0
<b>TOTALS</b>		<b>4</b>	<b>4</b>	<b>0</b>	<b>0</b>	<b>0.0</b>	<b>0.0</b>	<b>0</b>	<b>1</b>	<b>3</b>	<b>3</b>	<b>0</b>	<b>1</b>	<b>0</b>	<b>0</b>	<b>0</b>	<b>0</b>	<b>4</b>	<b>4</b>	<b>0</b>	

## 2013

DATE	OPP	TACKLES							INTERCEPTIONS					FUMBLES			ST TACKLES				
		T	S	A	TFL	SK	YDS	QH	NO	YDS	LG	TD	PD	FF	FR	YDS	T	S	A		
Sept. 8	@NYJ	0	0	0	0	0.0	0.0	0	0	0	0	0	0	0	0	0	0	0	0	0	0
Sept. 15	NO	1	0	1	0	0.0	0.0	0	0	0	0	0	0	0	0	0	0	0	0	0	0
Sept. 22	@NE	0	0	0	0	0.0	0.0	0	0	0	0	0	0	0	0	0	0	0	0	0	0
Sept. 29	ARI	1	1	0	0	0.0	0.0	0	0	0	0	0	0	0	0	0	0	0	0	0	0
Oct. 13	PHI	3	3	0	0	0.0	0.0	1	0	0	0	0	0	0	0	0	0	0	0	0	0
Oct. 20	@ATL	2	0	2	0	0.0	0.0	0	0	0	0	0	0	0	0	0	0	0	0	0	0
Oct. 24	CAR	4	4	0	0	0.0	0.0	0	0	0	0	0	0	0	0	0	0	0	0	0	0
Nov. 3	@SEA	5	2	3	0	0.0	0.0	0	1	6	0	0	1	0	0	0	0	0	0	0	0
Nov. 11	MIA	0	0	0	0	0.0	0.0	0	0	0	0	0	0	0	0	0	0	0	0	0	0
Nov. 17	ATL	2	2	0	0	0.0	0.0	0	0	0	0	0	0	0	0	0	0	0	0	0	0
Nov. 24	@DET	1	1	0	0	0.0	0.0	0	1	16	16	0	1	0	0	0	0	0	0	0	0
Dec. 1	@CAR	1	0	1	0	0.0	0.0	0	1	20	20	0	1	0	0	0	0	0	0	0	0
Dec. 8	BUF	0	0	0	0	0.0	0.0	0	0	0	0	0	0	0	0	0	0	1	0	1	0
Dec. 15	SF	4	4	0	0	0.0	0.0	0	0	0	0	0	0	1	0	0	0	1	1	1	0
Dec. 22	@STL	7	6	1	0	0.0	0.0	0	0	0	0	0	0	0	1	0	0	0	0	0	0
Dec. 29	@NO	6	0	6	0	0.0	0.0	0	0	0	0	0	0	0	0	0	0	0	0	0	0
<b>TOTALS</b>		<b>37</b>	<b>23</b>	<b>14</b>	<b>0</b>	<b>0.0</b>	<b>0.0</b>	<b>1</b>	<b>3</b>	<b>42</b>	<b>20</b>	<b>0</b>	<b>3</b>	<b>1</b>	<b>1</b>	<b>0</b>	<b>2</b>	<b>1</b>	<b>1</b>	<b>0</b>	

## 2012

DATE	OPP	TACKLES							INTERCEPTIONS					FUMBLES			ST TACKLES				
		T	S	A	TFL	SK	YDS	QH	NO	YDS	LG	TD	PD	FF	FR	YDS	T	S	A		
Sept. 9	CAR	0	0	0	0	0.0	0.0	0	0	0	0	0	0	0	0	0	0	0	1	1	0
Sept. 16	@NYG	0	0	0	0	0.0	0.0	0	0	0	0	0	0	0	0	0	0	0	0	0	0
Sept. 23	@DAL								Inactive												
Sept. 30	WAS								Inactive												
Oct. 14	KC								Inactive												
Oct. 21	NO								Inactive												
Oct. 25	@MIN								Inactive												
Nov. 4	@OAK								Inactive												
Nov. 11	SD	0	0	0	0	0.0	0.0	0	0	0	0	0	0	0	0	0	0	0	0	0	0
Nov. 18	@CAR								Inactive												
Nov. 25	ATL	0	0	0	0	0.0	0.0	0	0	0	0	0	0	0	0	0	0	0	1	1	0
Dec. 2	@DEN	0	0	0	0	0.0	0.0	0	0	0	0	0	0	0	0	0	0	0	0	0	0
Dec. 9	PHI	0	0	0	0	0.0	0.0	0	0	0	0	0	0	0	0	0	0	0	1	1	0
Dec. 16	@NO	0	0	0	0	0.0	0.0	0	0	0	0	0	0	0	0	0	0	0	0	0	0
Dec. 23	STL	0	0	0	0	0.0	0.0	0	0	0	0	0	0	0	0	0	0	0	0	0	0
Dec. 30	@ATL	0	0	0	0	0.0	0.0	0	0	0	0	0	0	0	0	0	0	0	0	0	0
<b>TOTALS</b>		<b>0</b>	<b>0</b>	<b>0</b>	<b>0</b>	<b>0.0</b>	<b>0.0</b>	<b>0.0</b>	<b>0</b>	<b>0</b>	<b>0</b>	<b>0</b>	<b>0</b>	<b>0</b>	<b>0</b>	<b>0</b>	<b>0</b>	<b>3</b>	<b>3</b>	<b>0</b>	

58

**GEORGE UKO**

DEFENSIVE END  
 HT: 6-3 WT: 284  
 DOB: 2/11/1992  
 NFL: 1ST YEAR  
 ACQ: FA, 2014  
 COLLEGE: SOUTHERN CALIFORNIA

**ACQUIRED BY BUCS:**

- × Signed to Tampa Bay's practice squad on November 19, 2014, promoted to active roster on December 16.

**ORIGINALLY ENTERED NFL:**

- × Originally entered the NFL as a college free agent with the New Orleans Saints on May 12, 2014.

**2014 HIGHLIGHTS:**

- × Spent the 2014 offseason and preseason with New Orleans before being waived on August 26.
- × Signed to Tampa Bay's practice squad on November 19, 2014.
- × Promoted to active roster on December 16, 2014.
- × Made NFL debut, playing seven plays in a reserve role vs. Green Bay (12/21).
- × Inactive vs. New Orleans (12/28).

**COLLEGE/PERSONAL:**

- × Played in 39 career games at USC, with 29 starts, 15 at DT and 14 at DE over three years (2011-13) where he recorded 85 tackles (35 solo), 11.5 sacks, 17.5 tackles for loss, forced four fumbles, two fumble recoveries – including one in the end zone for a touchdown – and two passes defended.
- × As a junior (2012), named All-Pac-12 Conference honorable mention by the league's coaches, starting

14 games at DE recording a career-high 36 tackles (12 solo) as well as 5.0 sacks, seven tackles for loss, one forced fumble, one fumble recovery and two blocked kicks.

- × His sophomore year (2011), received All-Pac-12 honorable mention after recording 31 tackles (12 solo), 5.0 sacks, nine tackles for loss, one forced fumble, one fumble recovery, and one pass defended.
- × Majored in sociology.
- × Attended Don Antonio High School (Chino, California).
- × As a senior, received All-American honors from Parade, Under Armour, Super Prep, Prep Star, and Scout.com.
- × Born George Uko on February 11, 1992 in Chino, California.

**COMMUNITY:**

- × Along with the defensive line, purchased toys and hosted a surprise shopping spree for underprivileged families in the "D-Line Does Christmas" event in December 2014.
- × In December 2014, visited patients battling illness during the holidays at All Children's Hospital in St. Petersburg.
- × In September 2014, participated in a Buccaneers Academy ribbon-cutting ceremony and helped build an outdoor class at Sheehy Elementary in Tampa.

**UKO'S CAREER STATISTICS**

YEAR	TEAM	TACKLES						INTERCEPTIONS					FUMBLES			ST TACKLES			
		GP	GS	TOT	SOLO	ASST	SK	YDS	NO	YDS	LG	TD	PD	FF	FR	YDS	T	S	A
2014	Tampa Bay	1	0	0	0	0	0.0	0.0	0	0	0	0	0	0	0	0	0	0	0
NFL Totals		1	0	0	0	0	0.0	0.0	0	0	0	0	0	0	0	0	0	0	

21

**ALTERRAUN VERNER**

**CORNERBACK**  
**HT: 5-10 WT: 186**  
**DOB: 12/13/88**  
**NFL: 6TH YEAR**  
**ACQ: UFA (TEN), 2014**  
**COLLEGE: UCLA**

**ACQUIRED BY BUCS:**

- x Signed by Tampa Bay on March 12, 2014, as an unrestricted free agent from Tennessee.

**ORIGINALLY ENTERED NFL:**

- x Originally entered the NFL as a fourth-round pick, (104th overall) of the Tennessee Titans in the 2010 NFL Draft.

**CAREER HIGHLIGHTS:**

- x Has started 61-of-78 career games, recording 317 tackles, including 19 for loss, 59 passes defended, 13 interceptions, five fumble recoveries and four forced fumbles.
- x Since taking over as a starter in 2012, has opened all 45 games he has played, posting the ninth-most interceptions and passes defended in the NFL.
- x His 15.0 run stuffs since 2010 are the most among NFL cornerbacks.
- x Named to 2013 Pro Bowl.
- x Earned second-team Associated Press All-Pro Honors in 2013.
- x Won AFC Defensive Player of the Week honors in Week 4 of 2013, recording three takeaways in a win over the New York Jets.
- x Has one career multi-interception game, vs. New York Jets (9/29/13).
- x Recorded first career interception at Dallas (10/10/10).
- x Made first career start vs. Denver (10/3/10), recording 10 tackles and three passes defended.
- x Made NFL debut vs. Oakland (9/12/10).

**2014 HIGHLIGHTS:**

- x Started all 14 games he played, ranking fourth on the team with 76 tackles, including seven for loss, third with two interceptions, and second with nine passes defended and two forced fumbles.

- x Led all NFL cornerbacks with 6.5 run stuffs, tied for the third-most forced fumbles with two and ranked fourth in tackles with 75.
- x Started in Buccaneers debut vs. Carolina (9/7) and recorded six tackles, including one for loss. Was only targeted once, allowing a four-yard completion on third-and-fourteen. His performance earned him a spot on Pro Football Focus's Team of the Week.
- x Started vs. St. Louis (9/14) and registered eight tackles, including one for loss.
- x Posted four tackles and one forced fumble at Atlanta (9/18).
- x Posted six tackles, including one for loss, in win at Pittsburgh (9/28).
- x Recorded first interception as a Buccaneer when he picked off Drew Brees at the Tampa Bay 11-yard line to send the game into overtime at New Orleans (10/5). Also had five tackles and tied a career high with three passes defended.
- x Notched three tackles vs. Baltimore (10/12).
- x Collected eight tackles, including one for loss, and two passes defended vs. Minnesota (10/26).
- x Posted five tackles and one pass defended at Cleveland (11/2).
- x Inactive with a hamstring injury vs. Atlanta (11/9) and at Washington (11/16).
- x Returned to starting lineup at Chicago (11/23) and recorded four tackles, including one for loss, and helped limit Bears to 112 passing yards, including just 54, on six catches, by wide receivers Alshon Jeffery and Brandon Marshall.
- x Posted second interception of the season at the Buccaneers' 20-yard line with Bengals driving at the end of the first half, vs. Cincinnati (11/30). Also logged six tackles and helped limit Bengals wide receivers A.J. Green and Mohamed Sanu to a combined six catches for 76 yards.
- x Registered five tackles, including one for loss, at Detroit (12/7).



- × Recorded five tackles, two passes defended, and one forced fumble, which was recovered by Buccaneers, at Carolina (12/14).
- × Collected season-high nine tackles, including one for loss, vs. Green Bay (12/21).
- × Logged one tackle vs. New Orleans (12/28).

### COMMUNITY:

- × Along with Lavonte David, serves as the team's 2014 United Way spokesperson, promoting volunteerism and service in the community.
- × Works with the Dairy Council of Florida to encourage healthy eating in students.
- × In March 2014, attended the Buccaneers' Uniform Showcase at Raymond James Stadium as part of the team's new uniform reveal to the public.
- × Hosts annual youth football camps in Lakewood, California.
- × Donated books to encourage students to read at Napier Elementary School in Nashville, Tennessee.
- × Held an essay contest in 2012 for kids in kindergarten through high school in which the winners received various autographed items.

### COLLEGE/PERSONAL:

- × Started 35-of-50 games at UCLA (2006-09), recording 272 tackles, 13 interceptions, 11 tackles for loss and three forced fumbles.
- × Holds the school career-record with four interceptions returned for touchdowns.
- × Ranks seventh in UCLA history with 12 interceptions.
- × As a senior, started all 12 games, recording 65 tackles and five interceptions, the second-most in the Pac-10.
- × Earned third-team All-American honors from the Associated Press and The NFL Draft Report, while adding All-Pac-10 first-team and Academic All-Pac-10 second-team honors.
- × A semifinalist for the Thorpe Award, a quarterfinalist for the Lott Trophy and a member of the watch lists for the Bednarik and Nagurski Awards.
- × In 2008, started all 12 games, tallying 73 tackles, 2.5 tackles for loss, two interceptions, one forced fumble and a Pac-10-best 18 passes defended.

- × Led the nation in passes defended as a junior, averaging 1.67 per game.
- × Named second-team All-Pac-10 and first-team Academic All-Pac-10.
- × As a sophomore, started 10-of-13 games, registering 75 tackles, four interceptions, three tackles for loss, one forced fumble and a team-leading 15 passes defended.
- × Earned first-team Academic All-Pac-10 honors and Pac-10 honorable mention honors.
- × In 2006, played in 13 games, totaling 59 tackles, six passes defended, 1.5 tackles for loss, a forced fumble and a fumble recovery.
- × Became only the sixth player, and first freshman, in school history to record two interceptions for touchdowns in the same season.
- × Named Freshman All-American by CollegeFootballNews.com and Scripps/FWAA (first-team), as well as The Sporting News, Scout.com and Rivals.com (second-team).
- × Earned Pac-10 co-Freshman of the Year honors from the league's coaches.
- × Graduated with a degree in mathematics/applied sciences from UCLA in 2011.
- × Attended Mayfair High School (Lakewood, California).
- × During his senior season, caught 50 passes for 907 yards and 13 touchdowns on offense, while adding 56 tackles, with four interceptions on defense.
- × Was an All-CIF SS Division VI first-team choice on offense as a junior, hauling in 32 passes for 705 yards and 11 touchdowns.
- × Earned Academic All-Suburban League honors as a sophomore.
- × Lettered four times in track and field, winning league titles in high jump, 4x100m relay and 4x400m relay.
- × Was a four-time Honor Roll student, graduating with a 4.17 grade point average.
- × He and his wife, Sina'e just welcomed their first child.
- × Born Alterraun Ennis Verner on December 13, 1988 in Orange, California.

## VERNER'S CAREER STATISTICS

YEAR	TEAM	GP	GS	TACKLES				INTERCEPTIONS					FUMBLES			ST TACKLES			
				TOT	SOLO	ASST	SK	YDS	NO	YDS	LG	TD	PD	FF	FR	YDS	T	S	A
2010	Tennessee	16	12	85	69	16	0.0	0	3	41	19	0	11	1	2	0	7	6	1
2011	Tennessee	16	3	43	37	6	0.0	0	1	4	4	0	8	0	0	0	1	0	1
2012	Tennessee	16	16	64	47	17	0.0	0	2	11	11	0	9	1	1	72	5	5	0
2013	Tennessee	16	16	49	41	8	0.0	0	5	68	34	1	22	0	2	9	0	0	0
2014	Tampa Bay	14	14	76	58	18	0.0	0.0	2	26	26	0	9	2	0	0	0	0	0
NFL Totals		78	61	317	252	65	0.0	0.0	13	150	34	1	59	4	5	81	13	11	2

### SINGLE-GAME HIGHS

**Tackles:** 12, vs. Indianapolis, 12/9/10 (w/Tennessee)  
**Interceptions:** 2 vs. N.Y. Jets, 9/29/13 (w/Tennessee)  
**Passes Defended:** 3, four times, last at New Orleans, 10/5/14  
**Forced Fumbles:** 1, four times, last at Carolina, 12/14/14

## VERNER'S GAME-BY-GAME STATISTICS

### 2014

DATE	OPP	TACKLES						INTERCEPTIONS					FUMBLES			ST TACKLES			
		T	S	A	TFL	SK	YDS	QH	NO	YDS	LG	TD	PD	FF	FR	YDS	T	S	A
Sept. 7	CAR	6	5	1	1	0.0	0.0	0	0	0	0	0	0	0	0	0	0	0	0
Sept. 14	STL	8	8	0	1	0.0	0.0	0	0	0	0	0	0	0	0	0	0	0	0
Sept. 18	@ATL	5	3	2	0	0.0	0.0	0	0	0	0	0	1	0	0	0	0	0	0
Sept. 28	@PIT	6	5	1	1	0.0	0.0	0	0	0	0	0	0	0	0	0	0	0	0
Oct. 5	@NO	5	3	2	0	0.0	0.0	0	1	0	0	3	0	0	0	0	0	0	0
Oct. 12	BAL	3	2	1	0	0.0	0.0	0	0	0	0	0	0	0	0	0	0	0	0
Oct. 26	MIN	8	7	1	1	0.0	0.0	0	0	0	0	2	0	0	0	0	0	0	0
Nov. 2	@CLE	5	4	1	0	0.0	0.0	0	0	0	0	1	0	0	0	0	0	0	0
Nov. 9	ATL	Inactive																	
Nov. 16	@WAS	Inactive																	
Nov. 23	@CHI	4	3	1	1	0.0	0.0	0	0	0	0	0	0	0	0	0	0	0	0
Nov. 30	CIN	6	5	1	0	0.0	0.0	0	1	26	26	0	1	0	0	0	0	0	0
Dec. 7	@DET	5	3	2	1	0.0	0.0	0	0	0	0	0	0	0	0	0	0	0	0
Dec. 14	@CAR	5	3	2	0	0.0	0.0	0	0	0	0	2	1	0	0	0	0	0	0
Dec. 21	GB	9	6	3	1	0.0	0.0	0	0	0	0	0	0	0	0	0	0	0	0
Dec. 28	NO	1	1	0	0	0.0	0.0	0	0	0	0	0	0	0	0	0	0	0	0
<b>TOTALS</b>		<b>76</b>	<b>58</b>	<b>18</b>	<b>7</b>	<b>0.0</b>	<b>0.0</b>	<b>0</b>	<b>2</b>	<b>26</b>	<b>26</b>	<b>0</b>	<b>9</b>	<b>2</b>	<b>0</b>	<b>0</b>	<b>0</b>	<b>0</b>	<b>0</b>

### 2013 (W/TENNESSEE)

DATE	OPP	TACKLES						INTERCEPTIONS					FUMBLES			ST TACKLES			
		T	S	A	TFL	SK	YDS	QH	NO	YDS	LG	TD	PD	FF	FR	YDS	T	S	A
Sept. 8	AT PIT	4	4	0	0	0.0	0.0	0	1	0	0	2	0	0	0	0	0	-	-
Sept. 15	AT HOU	8	6	2	0	0.0	0.0	0	1	23	23t	1	3	0	0	0	0	-	-
Sept. 22	SD	7	5	2	0	0.0	0.0	0	0	0	0	1	0	1	0	0	0	-	-
Sept. 29	NYJ	2	2	0	0	0.0	0.0	0	2	39	34	0	2	0	1	9	0	-	-
Oct. 6	KC	5	3	2	0	0.0	0.0	0	0	0	0	3	0	0	0	0	1	-	-
Oct. 13	AT SEA	6	6	0	0	0.0	0.0	0	0	0	0	2	0	0	0	0	0	-	-
Oct. 20	SF	3	3	0	0	0.0	0.0	0	0	0	0	0	0	0	0	0	0	-	-
Nov. 3	AT STL	6	4	2	0	0.0	0.0	0	0	0	0	1	0	0	0	0	0	-	-
Nov. 10	JAC	3	3	0	0	0.0	0.0	0	1	6	6	1	0	0	0	0	0	-	-
Nov. 14	IND	5	4	1	0	0.0	0.0	0	0	0	0	3	0	0	0	0	0	-	-
Nov. 24	AT OAK	5	4	1	0	0.0	0.0	0	0	0	0	1	0	0	0	0	0	-	-
Dec. 1	AT IND	3	3	0	0	0.0	0.0	0	0	0	0	1	0	0	0	0	0	-	-
Dec. 8	AT DEN	8	7	1	0	0.0	0.0	0	0	0	0	3	0	0	0	0	0	-	-
Dec. 15	ARI	2	2	0	0	0.0	0.0	0	0	0	0	2	0	0	0	0	0	-	-
Dec. 22	AT JAC	5	4	1	0	0.0	0.0	0	0	0	0	0	0	0	0	0	0	-	-
Dec. 29	HOU	1	1	0	0	0.0	0.0	0	0	0	0	1	0	0	0	0	0	-	-
<b>TOTALS</b>		<b>73</b>	<b>61</b>	<b>12</b>	<b>0</b>	<b>0.0</b>	<b>0.0</b>	<b>0</b>	<b>5</b>	<b>68</b>	<b>34</b>	<b>1</b>	<b>26</b>	<b>0</b>	<b>2</b>	<b>9</b>	<b>1</b>	<b>-</b>	<b>-</b>

2012 (w/TENNESSEE)

DATE	OPP	TACKLES							INTERCEPTIONS					FUMBLES			ST TACKLES			
		T	S	A	TFL	SK	YDS	QH	NO	YDS	LG	TD	PD	FF	FR	YDS	T	S	A	
Sept. 9	NE	9	8	1	1	0.0	0.0	0	0	0	0	0	0	0	0	0	0	1	-	-
Sept. 16	AT SD	5	4	1	1	0.0	0.0	0	1	11	11	0	1	0	0	0	1	-	-	
Sept. 23	DET	6	5	1	0	0.0	0.0	0	0	0	0	0	1	1	1	72t	0	-	-	
Sept. 30	AT HOU	4	4	0	0	0.0	0.0	0	0	0	0	0	1	0	0	0	0	-	-	
Oct. 7	AT MIN	6	6	0	2	0.0	0.0	0	0	0	0	0	0	0	0	0	0	-	-	
Oct. 11	PIT	3	3	0	0	0.0	0.0	0	0	0	0	0	0	0	0	0	0	-	-	
Oct. 21	AT BUF	6	5	1	0	0.0	0.0	0	0	0	0	0	0	0	0	0	0	-	-	
Oct. 28	IND	7	6	1	2	0.0	0.0	0	0	0	0	0	0	0	0	0	0	-	-	
Nov. 4	CHI	3	2	1	0	0.0	0.0	0	0	0	0	0	1	0	0	0	0	-	-	
Nov. 11	AT MIA	3	3	0	0	0.0	0.0	0	0	0	0	0	1	0	0	0	0	-	-	
Nov. 25	AT JAC	2	1	1	0	0.0	0.0	0	1	0	0	0	2	0	0	0	0	-	-	
Dec. 2	HOUW	4	4	0	0	0.0	0.0	0	0	0	0	0	1	0	0	0	0	-	-	
Dec. 9	AT IND	3	2	1	1	0.0	0.0	0	0	0	0	0	2	0	0	0	0	-	-	
Dec. 17	NYJ	4	3	1	0	0.0	0.0	0	0	0	0	0	0	0	0	0	0	-	-	
Dec. 23	AT GB	6	3	3	0	0.0	0.0	0	0	0	0	0	0	0	0	0	0	-	-	
Dec. 30	JAC	7	7	0	0	0.0	0.0	0	0	0	0	0	0	0	0	0	4	-	-	
<b>TOTALS</b>		<b>78</b>	<b>66</b>	<b>12</b>	<b>7</b>	<b>0.0</b>	<b>0.0</b>	<b>0</b>	<b>2</b>	<b>11</b>	<b>11</b>	<b>0</b>	<b>10</b>	<b>1</b>	<b>1</b>	<b>0</b>	<b>6</b>	<b>-</b>	<b>-</b>	

2011 (w/TENNESSEE)

DATE	OPP	TACKLES							INTERCEPTIONS					FUMBLES			ST TACKLES		
		T	S	A	TFL	SK	YDS	QH	NO	YDS	LG	TD	PD	FF	FR	YDS	T	S	A
Sept. 11	AT JAC	2	0	2	0	0.0	0.0	0	0	0	0	0	0	0	0	0	0	-	-
Sept. 18	BAL	2	1	1	0	0.0	0.0	0	1	4	4	0	1	0	0	0	1	-	-
Sept. 25	DEN	4	1	3	0	0.0	0.0	0	0	0	0	0	0	0	0	0	1	-	-
Oct. 2	AT CLE	4	1	3	0	0.0	0.0	0	0	0	0	0	0	0	0	0	1	-	-
Oct. 9	AT PIT	2	1	1	0	0.0	0.0	0	0	0	0	0	1	0	0	0	0	-	-
Oct. 23	HOU	0	0	0	0	0.0	0.0	0	0	0	0	0	0	0	0	0	0	-	-
Oct. 30	IND	6	4	2	0	0.0	0.0	0	0	0	0	0	2	0	0	0	0	-	-
Nov. 6	CIN	4	3	1	0	0.0	0.0	0	0	0	0	0	0	0	0	0	0	-	-
Nov. 13	AT CAR	2	1	1	0	0.0	0.0	0	0	0	0	0	0	0	0	0	0	-	-
Nov. 20	AT ATL	5	4	1	0	0.0	0.0	0	0	0	0	0	0	0	0	0	0	-	-
Nov. 27	TB	2	1	1	1	0.0	0.0	0	0	0	0	0	0	0	0	0	0	-	-
Dec. 4	AT BUF	4	3	1	0	0.0	0.0	0	0	0	0	0	0	0	0	0	0	-	-
Dec. 11	NO	9	5	4	1	0.0	0.0	0	0	0	0	0	0	0	0	0	1	-	-
Dec. 18	AT IND	1	1	0	0	0.0	0.0	0	0	0	0	0	1	0	0	0	0	-	-
Dec. 24	JAC	2	2	0	0	0.0	0.0	0	0	0	0	0	1	0	0	0	0	-	-
Jan. 1	AT HOU	1	1	0	0	0.0	0.0	0	0	0	0	0	0	0	0	0	0	-	-
<b>TOTALS</b>		<b>50</b>	<b>29</b>	<b>21</b>	<b>2</b>	<b>0.0</b>	<b>0.0</b>	<b>0</b>	<b>1</b>	<b>4</b>	<b>4</b>	<b>0</b>	<b>6</b>	<b>0</b>	<b>0</b>	<b>0</b>	<b>4</b>	<b>-</b>	<b>-</b>

2010 (w/TENNESSEE)

DATE	OPP	TACKLES							INTERCEPTIONS					FUMBLES			ST TACKLES		
		T	S	A	TFL	SK	YDS	QH	NO	YDS	LG	TD	PD	FF	FR	YDS	T	S	A
Sept. 12	OAK	0	0	0	0	0.0	0.0	0	0	0	0	0	0	0	0	0	2	-	-
Sept. 19	PIT	0	0	0	0	0.0	0.0	0	0	0	0	0	0	0	0	0	2	-	-
Sept. 26	AT NYG	4	3	1	0	0.0	0.0	0	0	0	0	0	1	0	1	0	3	-	-
Oct. 3	DEN	10	10	0	0	0.0	0.0	0	0	0	0	0	3	0	0	0	0	-	-
Oct. 10	AT DAL	9	6	3	0	0.0	0.0	0	1	12	12	0	1	0	0	0	1	-	-
Oct. 18	AT JAC	6	3	3	0	0.0	0.0	0	1	10	10	0	3	0	0	0	0	-	-
Oct. 24	PHI	3	2	1	0	0.0	0.0	0	0	0	0	0	1	0	1	0	0	-	-
Oct. 31	AT SD	7	5	2	0	0.0	0.0	0	0	0	0	0	0	0	0	0	0	-	-
Nov. 14	AT MIA	7	4	3	0	0.0	0.0	1	0	0	0	0	2	0	0	0	1	-	-
Nov. 21	WAS	4	2	2	0	0.0	0.0	0	0	0	0	0	2	0	0	0	0	-	-
Nov. 28	AT HOU	9	8	1	0	0.0	0.0	0	1	19	19	0	0	0	0	0	0	-	-
Dec. 5	JAC	4	3	1	0	0.0	0.0	0	0	0	0	0	0	0	0	0	0	-	-
Dec. 9	IND	12	9	3	1	0.0	0.0	0	0	0	0	0	0	0	0	0	0	-	-
Dec. 19	HOU	9	4	5	0	0.0	0.0	0	0	0	0	0	1	0	0	0	0	-	-
Dec. 26	AT KC	8	7	1	0	0.0	0.0	0	0	0	0	0	1	1	0	0	0	-	-
Jan. 2	AT IND	11	10	1	0	0.0	0.0	0	0	0	0	0	0	0	0	0	0	-	-
<b>TOTALS</b>		<b>103</b>	<b>76</b>	<b>27</b>	<b>1</b>	<b>0.0</b>	<b>0.0</b>	<b>1</b>	<b>3</b>	<b>41</b>	<b>19</b>	<b>0</b>	<b>15</b>	<b>1</b>	<b>2</b>	<b>0</b>	<b>9</b>	<b>-</b>	<b>-</b>

**60**

## JEREMIAH WARREN

**OFFENSIVE LINEMAN****HT: 6-3 WT: 325****DOB: 9/20/1987****NFL: 1ST YEAR****ACQ: FA- '14****COLLEGE: SOUTH FLORIDA**

### ACQUIRED BY BUCS:

- × Signed to Tampa Bay's practice squad on November 12, 2014. Signed to a futures contract on January 1, 2015.

### ORIGINALLY ENTERED NFL:

- × Originally entered the league as a college free agent with the New England Patriots on May 10, 2012.

### TRANSACTIONS:

- × Signed by New England on May 10 2014. Waived on August 31, 2012.
- × Signed to New England's practice squad on September 5, 2012. Released from practice squad on December 24, 2012.
- × Signed by the Arizona Cardinals on January 11, 2013. Waived on April 29, 2013.
- × Signed by the New Orleans Saints on May 13, 2013. Waived on August 31, 2013.
- × Signed to the Cleveland Browns' practice squad on September 24, 2013. Released from practice squad on November 26, 2013.
- × Re-signed to Cleveland's practice squad on December 18, 2013. Signed a futures contract with Cleveland on December 30, 2013. Waived on August 25, 2014.
- × Acquired via waivers by Tampa Bay on August 26, 2014. Waived on August 29, 2014.
- × Signed to Tampa Bay's practice squad on November 12, 2014. Signed a futures contract on January 1, 2015.

### 2014 HIGHLIGHTS:

- × Spent part of the 2014 season on Tampa Bay's practice squad.

### COLLEGE:

- × Played in 45 games at South Florida (2007-11), including starting the final 38 games.
- × Earned second-team All-Big East honors as a senior (2011), helping anchor an offense that led the big east in rushing yards per game (183.2), while ranking second in the league in total offense per game (432.8) and passing yards per game (249.6).
- × Started all 13 games as a junior (2010).
- × The only offensive player to start all 13 games in 2009, the sophomore saw time at both left tackle and left guard.
- × As a redshirt freshman (2008), saw playing time in seven games as a reserve offensive lineman.
- × Redshirted as a true freshman (2007).
- × Graduated with a degree in interdisciplinary social science.

### PERSONAL/COMMUNITY:

- × Attended Bay High School (Panama City, Florida).
- × Earned all-state honorable mention and all-county selection as a junior and senior.
- × Also competed in wrestling, shot put and discus.
- × One of Gloria and Jimmy Warren's seven children.
- × Born Jeremiah Ezekial Warren on September 20, 1987 in Panama City, Florida.
- × Helped sponsor the 2014 "Turkey Time with the O-Line," a Thanksgiving program carried out by the offensive line which provided 750 meals for local families in need.

COACHING

PLAYERS

2014 REVIEW

HISTORY

RECORDS

SIDELINES

52

**JASON WILLIAMS**

LINEBACKER

HT: 6-1 WT: 245

DOB: 4/23/1986

NFL: 7TH YEAR

ACQ: FA-'14

COLLEGE: WESTERN ILLINOIS

**ACQUIRED BY BUCS:**

- × Signed by Tampa Bay as a free agent on December 8, 2014.

**ORIGINALLY ENTERED NFL:**

- × Originally entered the NFL as a third round selection (69th overall) of the Dallas Cowboys in the 2009.

**CAREER HIGHLIGHTS:**

- × Has played in 60 games with four starts in six seasons (2009-14), totaling 34 tackles, two passes defended, two forced fumbles and one fumble recovery.
- × Played in one playoff game with Carolina against San Francisco (1/12/14).
- × Split time between Philadelphia and Carolina in 2012, playing seven games and recording no defensive statistics.
- × Played in a career high 14 games and matched career high with two starts for Carolina and recorded 15 tackles (2011).
- × Made first career start with Carolina against Cleveland (11/28/10) recording seven tackles, one forced fumble, one forced recovery and one pass defended.
- × Made NFL debut as a member of the Dallas Cowboys at Kansas City (10/11/09).

**2014 HIGHLIGHTS:**

- × Appeared in 11 games for the Carolina Panthers and recorded four tackles before being signed by Tampa Bay on December 8.
- × In just three games with Buccaneers, recorded three special teams tackles and three defensive tackles.

- × Notched a game-high two special teams tackles at Carolina (12/14).
- × Registered one special teams tackle vs. Green Bay (12/21).
- × Logged three tackles on defense and one on special teams vs. New Orleans (12/28).

**COLLEGE:**

- × Started 35-of-43 games at Western Illinois (2005-08) and recorded 289 tackles, 45 tackles for loss, 15 sacks 14 forced fumbles, 12 passes defended, two fumble recoveries, one interception and one blocked kick.
- × Earned first-team All-Gateway Conference after senior season (2008), starting all 11 games and recording 67 tackles, 14.5 tackles for loss and forced six fumbles.
- × After starting all 11 games as a junior (2007) received first-team All-Gateway Conference honors, tallying 107 tackles, eight sacks and five forced fumbles.
- × Started all 11 games as a sophomore (2006) and recorded 92 tackles, three sacks, three forced fumbles and one interception earning honorable mention All-Gateway Conference.
- × Played in 10 games with two starts as a freshman (2005), recording 23 tackles.
- × Attended DuSable High School (Chicago, Illinois).
- × Son of Connell and Karen Williams.
- × Born Jason Williams on April 23, 1986, in Chicago, Illinois.



## WILLIAMS' CAREER STATISTICS

YEAR	TEAM	TACKLES						INTERCEPTIONS					FUMBLES			ST TACKLES			
		GP	GS	TOT	SOLO	ASST	SK	YDS	NO	YDS	LG	TD	PD	FF	FR	YDS	T	S	A
2009	Dallas	5	0	0	0	0	0.0	0.0	0	0	0	0	0	0	0	0	3	3	0
2010	DAL/CAR	9	2	15	11	4	0.0	0.0	0	0	0	0	2	1	1	7	4	3	1
2011	Carolina	14	2	15	9	6	0.0	0.0	0	0	0	0	1	0	0	10	8	2	
2012	CAR/PHI	7	0	0	0	0	0.0	0.0	0	0	0	0	0	0	0	2	1	1	
2013	Carolina	11	0	0	0	0	0.0	0.0	0	0	0	0	0	0	0	4	3	1	
2014	CAR/TB	14	0	4	2	2	0.0	0.0	0	0	0	0	0	0	0	7	5	2	
<b>NFL Totals</b>		<b>60</b>	<b>4</b>	<b>34</b>	<b>22</b>	<b>12</b>	<b>0.0</b>	<b>0.0</b>	<b>0</b>	<b>0</b>	<b>0</b>	<b>0</b>	<b>2</b>	<b>2</b>	<b>1</b>	<b>7</b>	<b>30</b>	<b>23</b>	<b>7</b>

## WILLIAMS' GAME-BY-GAME STATISTICS

### 2014

DATE	OPP	TACKLES						INTERCEPTIONS					FUMBLES			ST TACKLES			
		T	S	A	TFL	SK	YDS	QH	NO	YDS	LG	TD	PD	FF	FR	YDS	T	S	A
Sept. 7	@TB*	0	0	0	0	0.0	0.0	0	0	0	0	0	0	0	0	0	1	1	0
Sept. 14	DET*	Inactive																	
Sept. 21	@PIT*	1	0	1	0	0.0	0.0	0	0	0	0	0	0	0	0	0	0	0	0
Sept. 28	@BAL*	0	0	0	0	0.0	0.0	0	0	0	0	0	0	0	0	0	0	0	0
Oct. 5	CHI*	0	0	0	0	0.0	0.0	0	0	0	0	0	0	0	0	0	0	0	0
Oct. 12	@CIN*	0	0	0	0	0.0	0.0	0	0	0	0	0	0	0	0	0	1	0	1
Oct. 19	@GB	0	0	0	0	0.0	0.0	0	0	0	0	0	0	0	0	0	0	0	0
Oct. 26	SEA	0	0	0	0	0.0	0.0	0	0	0	0	0	0	0	0	0	0	0	0
Oct. 30	NO	0	0	0	0	0.0	0.0	0	0	0	0	0	0	0	0	0	0	0	0
Nov. 10	@PHI*	0	0	0	0	0.0	0.0	0	0	0	0	0	0	0	0	0	1	1	0
Nov. 16	ATL*	0	0	0	0	0.0	0.0	0	0	0	0	0	0	0	0	0	0	0	0
Nov. 30	@MIN*	0	0	0	0	0.0	0.0	0	0	0	0	0	0	0	0	0	0	0	0
Dec. 7	@DET	Not With Team																	
Dec. 14	@CAR	0	0	0	0	0.0	0.0	0	0	0	0	0	0	0	0	0	2	2	0
Dec. 21	GB	0	0	0	0	0.0	0.0	0	0	0	0	0	0	0	0	0	1	1	0
Dec. 28	NO	3	2	1	0	0.0	0.0	0	0	0	0	0	0	0	0	0	1	0	1
<b>TOTALS</b>		<b>4</b>	<b>2</b>	<b>2</b>	<b>0</b>	<b>0.0</b>	<b>0.0</b>	<b>0</b>	<b>0</b>	<b>0</b>	<b>0</b>	<b>0</b>	<b>0</b>	<b>0</b>	<b>0</b>	<b>0</b>	<b>7</b>	<b>5</b>	<b>2</b>

E

**JAMEIS WINSTON****QUARTERBACK****HT: 6-4 WT: 231****DOB: 1/6/94****NFL: ROOKIE****ACQ: D1-'15****COLLEGE: FLORIDA STATE****ACQUIRED BY BUCS:**

- x Selected in the first round (first overall) of the 2015 NFL Draft by the Buccaneers.

**COLLEGE CAREER:**

- x Started 27 career games, completing 562-of-841 passes (66.8 pct.) for 7,964 yards with 65 touchdowns and 28 interceptions. Also rushed 145 times for 284 yards and seven touchdowns.
- x Won his first 26 starts, an NCAA Division I record.
- x Led Florida State to a national championship in 2013 and the first-ever College Football Playoff Semifinal at the Rose Bowl in 2014.
- x Won the 2013 Heisman Trophy along with the Davey O'Brien Award, Walter Camp Award and Manning Award.
- x Youngest player to ever win the Heisman Trophy.
- x MVP of the 2013 BCS National Championship Game, the 2013 ACC Championship Game and a consensus All-American.
- x Posted a 184.84 pass efficiency mark in 2013, the fourth-best mark in NCAA history and an ACC and Florida State record.
- x Holds ACC career records for passing yards per game (295.0) and touchdown passes per game (2.41).
- x Holds Florida State records for most consecutive touchdown passes (27) and yards per attempt (9.4), while tying Chris Weinke for most 300-yard games.
- x Ranks second in school history in touchdown passes (65) and completion percentage (66.0), while ranking third in passing yards (7,964) and sixth in completions (562).
- x Set single-season school records for completions (305 - 2014), touchdown passes (40 - 2013) and yards per attempt (10.3 - 2013).

**2014 HIGHLIGHTS:**

- x Started 13 games, completing 305-of-467 passes (65.3 pct.) for 3,907 yards with 25 touchdowns and 18 interceptions. Also rushed 57 times for 65 yards and three touchdowns.
- x Helped lead Florida State to their second-consecutive undefeated regular season and ACC Championship,

while earning a berth in the first-ever College Football Playoff Semifinal at the Rose Bowl.

- x Led the ACC in passing yards (3,907) passing yards per game (300.5), attempts (467), completions (305) and completion percentage (65.3).
- x Set a Florida state record with 305 completions, while his 3,907 passing yards are the third-most in a single season in school history.
- x Ranked sixth in the NCAA in passing yards (3,907) and eighth in yards per game (300.5).
- x Named first-team All-ACC by the league's coaches and media.
- x A finalist for the Manning Award and a semifinalist for the Davey O'Brien, Maxwell and Walter Camp Player of the Year Awards.
- x Led the NCAA with four game-winning fourth-quarter drives in 2014, including the biggest comeback in school history at Louisville, where he passed for a season-high 401 yards and threw three second-half touchdowns to overcome a 21-0 deficit.

**2013 HIGHLIGHTS:**

- x Started 14 games, completing 257-of-384 passes (66.9 pct.) for 4,057 yards with 40 touchdowns and 10 interceptions. Also rushed 88 times for 219 yards and four touchdowns.
- x Winner of the 2013 Heisman Trophy Award.
- x At 19 years, 342 days old, was the youngest player to ever win the Heisman, and was only the second freshman to do so.
- x Won the Davey O'Brien and Manning Awards, while placing as a finalist for the Maxwell Award.
- x Named ACC Offensive Player of the Year, ACC Rookie of the Year and ACC Offensive Rookie of the year.
- x The first freshman in the history of the conference to earn ACC Player of the Year.
- x Set the ACC record, the Florida State record and the NCAA freshman record for touchdown passes (40), while breaking the NCAA freshman record for passing yards (4,057).
- x A first-team All-ACC selection and a consensus All-American.

- x Led Florida State to a 14-0 record, an ACC Championship and the 2013 BCS National Championship.
- x Named offensive MVP of the national championship game, throwing for 237 yards and two touchdowns, including leading a seven-play, 80-yard drive that culminated in a two-yard touchdown pass to give Florida State the lead with only 13 seconds remaining.
- x Earned ACC Championship Game MVP honors.
- x Helped lead an offense that set the NCAA record for total points (723 – avg. 51.6 per game), while also establishing school and conference records for total yards (7,267).
- x Named to the All-ACC Academic Team.

## 2012 HIGHLIGHTS:

- x Redshirted.

## PERSONAL:

- x Top quarterback prospect in the class of 2012, rated a five-star quarterback by Scout and a four-star quarterback by Rivals, ESPN and 247Sports.
- x No. 14 on the ESPNU 150 and No. 1 quarterback nationally, No. 5 player regionally and No. 1 player in Alabama.
- x Named to the 2012 USA Football National Team (U19) for the 2012 International Bowl.
- x USA Today 2011 All-USA first-team All-American, 2012 Parade All-American, SI.com second-team All-American, ESPNHS first-team All-American and Under Armour All-American.

- x Co-MVP of the Elite 11 national quarterback challenge in Malibu, California.
- x MVP in the Under Armour All-American Game.
- x 2011 Gatorade Alabama Football Player of the Year and Alabama Sports Writers Association's Class 5A Back of the Year as a senior.
- x A four-year starter at Hueytown High School (Hueytown, Alabama) who totaled 6,871 passing yards and 67 touchdowns, with 25 interceptions, while adding 2,912 rushing yards and 35 touchdowns.
- x As a senior, completed 69 percent of his passes for 2,424 yards and 28 touchdowns, while rushing for 1,065 yards and 15 touchdowns, leading Hueytown to a 13-1 record and the Class 5A state semifinals.
- x Also played baseball in both high school and college and was selected in the 15th round with the 486th overall pick by the Texas Rangers in the 2012 MLB first-year player draft.
- x Born in Bessemer, Alabama, on January 6, 1994.

## COMMUNITY:

- x In June 2015, traveled to Jackson South Community Hospital in Miami, FL to visit Dwayne Mitchell, a high school student battling a rare heart disease, to spend time with Mitchell and show support for the Mitchell family.
- x In May 2015, served as a celebrity guest at the Dick Vitale Gala in Sarasota FL to raise funds and awareness for cancer research.
- x In May 2015, visited wounded warriors recovering from injury and illness at James A. Haley Veterans' Hospital in Tampa.

31

**MAJOR WRIGHT**

SAFETY

HT: 5-11 WT: 204

DOB: 07/1/88

NFL: 6TH YEAR

ACQ: UFA (CHI), 2014

COLLEGE: FLORIDA

**ACQUIRED BY BUCS:**

- × Signed by Tampa Bay on April 7, 2014, as an unrestricted free agent from Chicago.

**ORIGINALLY ENTERED NFL:**

- × Originally entered the league as a third-round pick, (75th overall) of the Chicago Bears in the 2010 NFL Draft.

**CAREER HIGHLIGHTS:**

- × Has started 49-of-66 career games, recording 243 tackles, 19 passes defended, three forced fumbles, two fumble recoveries and nine interceptions, with three returned for touchdowns.
- × Notched single-game career-high 13 tackles at Cleveland (11/2/14).
- × Tallied a career-high 100 tackles in 2013.
- × Started all 16 games for the first time in his career in 2012.
- × Registered a career-high four interceptions in 2012.
- × Has one career multi-interception game, vs. Dallas (10/1/12).
- × Started in 11-of-12 games in 2011.
- × Notched three consecutive games with an interception: in Week 9 at Philadelphia (11/07/11), Week 10 against Detroit (11/13/11) and Week 11 against San Diego (11/20/11).
- × Returned first interception for a touchdown against Detroit (11/13/11).
- × Recorded first career interception at Philadelphia (11/7/11).
- × Made first career start against Atlanta (9/11/11) tallying four tackles.
- × Played in two postseason games in 2010, totaling eight tackles and one pass defended.
- × Made NFL debut vs. Detroit (9/12/10).
- × Notched four tackles at Detroit (12/7).

**2014 HIGHLIGHTS:**

- × Played in 12 games, starting seven, and recorded 51 tackles, including two for loss, and one pass defended.

- × Made Buccaneers debut in season opener vs. Carolina (9/7).
- × Played in a reserve role vs. St. Louis and registered one tackle.
- × Notched one tackle at Atlanta (9/18)
- × Started first game as a Buccaneer in win at Pittsburgh and registered nine tackles.
- × Started at New Orleans (10/5) and recorded four tackles and a pass defended.
- × Started vs. Baltimore (10/12) and collected five tackles.
- × Played in reserve role vs. Minnesota (10/26).
- × Entered starting lineup at Cleveland (11/2) and responded with career-high and team-leading 13 tackles, including one for loss.
- × Recorded four tackles, including one for loss, vs. Atlanta (11/9).
- × Registered nine tackles in win at Washington (11/16).
- × Posted two tackles at Chicago (11/23) as part of defensive unit that allowed just 204 total yards and 112 passing yards.
- × Active, but did not play, nursing a shoulder injury vs. Cincinnati (11/30).
- × Returned to action at Detroit (12/7), tallying four tackles.
- × Inactive with a rib injury at Carolina (12/14).
- × Placed on Injured Reserve on December 16.

**COLLEGE/PERSONAL:**

- × Started 33-of-41 games at Florida (2007-09), totaling 165 tackles, 10 pass breakups, four forced fumbles, one fumble recovery and eight interceptions, with one returned for a touchdown.
- × Helped Florida win the 2008 BCS National Championship collecting nine tackles and one interception in a win against Oklahoma.
- × Attended St. Thomas Aquinas High School (Ft. Lauderdale, Florida).
- × Started for the East in the U.S. Army All-American Game and was nominated for the National U.S. Army Player of the Year Award.

- × Started three-years at safety at St. Thomas Aquinas, helping lead the team to the 2006 state title game.
- × Born Major Wright on July 1, 1988 in Lauderdale Lakes, Florida.
- × First-team all-county and all-state selection during his junior and senior seasons.

## WRIGHT'S CAREER STATISTICS

YEAR	TEAM	TACKLES						INTERCEPTIONS				FUMBLES			TACKLES			ST		
		GP	GS	TOT	SOLO	ASST	SK	YDS	NO	YDS	LG	TD	PD	FF	FR	YDS	T	S	A	
2010	Chicago	11	0	20	16	4	0.0	0	0	0	0	0	0	0	0	0	3	1	2	
2011	Chicago	12	11	42	26	16	0.0	0	3	60	36	1	7	0	0	0	0	0		
2012	Chicago	16	16	52	33	19	0.0	0	4	45	45t	1	8	1	2	0	0	0		
2013	Chicago	15	15	78	56	22	0.0	0	2	46	38t	1	3	2	0	0	2	2		
2014	Tampa Bay	12	7	51	34	17	0.0	0.0	0	0	0	0	1	0	0	0	0	0		
<b>NFL Totals</b>		<b>66</b>	<b>49</b>	<b>243</b>	<b>165</b>	<b>78</b>	<b>0.0</b>	<b>0.0</b>	<b>9</b>	<b>151</b>	<b>45t</b>	<b>3</b>	<b>19</b>	<b>3</b>	<b>2</b>	<b>0</b>	<b>5</b>	<b>3</b>	<b>2</b>	
<b>PLAYOFFS</b>																				
YEAR	TEAM	TACKLES						INTERCEPTIONS				FUMBLES			TACKLES			ST		
		GP	GS	TOT	SOLO	ASST	SK	YDS	NO	YDS	LG	TD	PD	FF	FR	YDS	T	S	A	
2010	Chicago	2	0	7	6	1	0.0	0	0	0	0	0	1	0	0	0	0	0	0	
Postseason		2	0	7	6	1	0.0	0	0	0	0	0	1	0	0	0	0	0	0	

### SINGLE-GAME HIGHS

**Tackles:** 13, at Cleveland, 11/2/14  
**Interceptions:** 2, at Dallas, 10/1/12 (w/Chicago)  
**Passes Defensed:** 2, two times, last at Dallas, 10/1/12 (w/Chicago)  
**Forced Fumbles:** 1, three times, last at Pittsburgh, 9/22/13 (w/Chicago)  
**Fumble Recoveries:** 1, twice, last at Pittsburgh, 12/30/12 (w/Chicago)

## WRIGHT'S GAME-BY-GAME STATISTICS

**2014**

DATE	OPP	TACKLES						INTERCEPTIONS				FUMBLES			ST TACKLES				
		T	S	A	TFL	SK	YDS	QH	NO	YDS	LG	TD	PD	FF	FR	YDS	T	S	A
Sept. 7	CAR	0	0	0	0	0.0	0.0	0	0	0	0	0	0	0	0	0	0	0	0
Sept. 14	STL	1	1	0	0	0.0	0.0	0	0	0	0	0	0	0	0	0	0	0	0
Sept. 18	@ATL	0	0	0	0	0.0	0.0	0	0	0	0	0	0	0	0	0	0	0	0
Sept. 28	@PIT	9	6	3	0	0.0	0.0	0	0	0	0	0	0	0	0	0	0	0	0
Oct. 5	@NO	4	4	0	0	0.0	0.0	0	0	0	0	0	1	0	0	0	0	0	0
Oct. 12	BAL	5	4	1	0	0.0	0.0	0	0	0	0	0	0	0	0	0	0	0	0
Oct. 26	MIN	0	0	0	0	0.0	0.0	0	0	0	0	0	0	0	0	0	0	0	0
Nov. 2	@CLE	13	7	6	1	0.0	0.0	0	0	0	0	0	0	0	0	0	0	0	0
Nov. 9	ATL	4	3	1	1	0.0	0.0	0	0	0	0	0	0	0	0	0	0	0	0
Nov. 16	@WAS	9	6	3	0	0.0	0.0	0	0	0	0	0	0	0	0	0	0	0	0
Nov. 23	@CHI	2	2	0	0	0.0	0.0	0	0	0	0	0	0	0	0	0	0	0	0
Nov. 30	CIN	Did Not Play																	
Dec. 7	@DET	4	1	3	0	0.0	0.0	0	0	0	0	0	0	0	0	0	0	0	0
Dec. 14	@CAR	Inactive																	
Dec. 21	GB	Injured Reserve																	
Dec. 28	NO	Injured Reserve																	
<b>TOTALS</b>		<b>51</b>	<b>34</b>	<b>17</b>	<b>2</b>	<b>0.0</b>	<b>0.0</b>	<b>0</b>	<b>0</b>	<b>0</b>	<b>0</b>	<b>0</b>	<b>1</b>	<b>0</b>	<b>0</b>	<b>0</b>	<b>0</b>	<b>0</b>	<b>0</b>



## 2013 (w/CHICAGO)

DATE	OPP	TACKLES							INTERCEPTIONS					FUMBLES			ST TACKLES		
		T	S	A	TFL	SK	YDS	QH	NO	YDS	LG	TD	PD	FF	FR	YDS	T	S	A
Sept. 8	CIN	9	6	3	0	0.0	0.0	0	0	0	0	0	0	0	0	0	0	0	0
Sept. 15	MIN	11	10	1	0	0.0	0.0	0	0	0	0	0	1	1	0	0	1	0	0
Sept. 23	AT PIT	6	6	0	0	0.0	0.0	0	1	38	38	0	0	1	0	0	0	0	0
Sept. 29	AT DET	7	4	3	0	0.0	0.0	0	1	8	8	0	0	0	0	0	0	0	0
Oct. 6	NO	5	4	1	0	0.0	0.0	0	0	0	0	0	0	0	0	0	0	0	0
Oct. 10	NYG	11	10	1	0	0.0	0.0	0	0	0	0	0	0	0	0	0	1	0	0
Oct. 20	AT WAS	8	7	1	0	0.0	0.0	0	0	0	0	0	0	0	0	0	0	0	0
Nov. 4	AT GB	7	7	0	0	0.0	0.0	0	0	0	0	0	0	0	0	0	0	0	0
Nov. 10	DET	7	5	2	0	0.0	0.0	0	0	0	0	0	0	0	0	0	0	0	0
Nov. 17	BAL	8	7	1	0	0.0	0.0	0	0	0	0	0	0	0	0	0	0	0	0
Nov. 24	AT STL	9	7	2	0	0.0	0.0	0	0	0	0	0	0	0	0	0	0	0	0
Dec. 1	AT MIN								Inactive										
Dec. 8	DAL	5	4	1	0	0.0	0.0	0	0	0	0	0	0	0	0	0	0	0	0
Dec. 15	AT CLE	6	5	1	0	0.0	0.0	0	0	0	0	0	0	0	0	0	0	0	0
Dec. 22	AT PHI	8	8	0	0	0.0	0.0	0	0	0	0	0	0	0	0	0	0	0	0
Dec. 29	GB	10	8	2	0	0.0	0.0	0	0	0	0	0	0	0	0	0	0	0	0
<b>TOTALS</b>		<b>117</b>	<b>98</b>	<b>19</b>	<b>0</b>	<b>0.0</b>	<b>0.0</b>	<b>0</b>	<b>2</b>	<b>46</b>	<b>38</b>	<b>0</b>	<b>1</b>	<b>2</b>	<b>0</b>	<b>0</b>	<b>2</b>	<b>0</b>	<b>0</b>

## 2012 (w/CHICAGO)

DATE	OPP	TACKLES							INTERCEPTIONS					FUMBLES			ST TACKLES		
		T	S	A	TFL	SK	YDS	QH	NO	YDS	LG	TD	PD	FF	FR	YDS	T	S	A
Sept. 9	IND	7	7	0	0	0.0	0.0	0	0	0	0	0	0	0	0	0	0	0	0
Sept. 13	AT GB	8	6	2	0	0.0	0.0	0	0	0	0	0	0	0	0	0	0	0	0
Sept. 23	STL	3	2	1	0	0.0	0.0	0	1	45	45t	1	0	0	0	0	0	0	0
Oct. 1	AT DAL	6	4	2	0	0.0	0.0	0	2	0	0	0	0	0	0	0	0	0	0
Oct. 7	AT JAC	4	3	1	1	0.0	0.0	0	0	0	0	0	0	0	0	0	0	0	0
Oct. 22	DET	3	2	1	0	0.0	0.0	0	0	0	0	0	0	1	0	0	0	0	0
Oct. 28	CAR	8	4	4	1	0.0	0.0	0	0	0	0	0	0	0	0	0	0	0	0
Nov. 4	AT TEN	3	1	2	0	0.0	0.0	0	0	0	0	0	0	0	0	0	0	0	0
Nov. 11	HOU	5	3	2	1	0.0	0.0	0	0	0	0	0	0	0	0	0	0	0	0
Nov. 19	AT SF	9	8	1	0	0.0	0.0	0	0	0	0	0	0	0	0	0	0	0	0
Nov. 25	MIN	6	4	2	0	0.0	0.0	0	0	0	0	0	0	1	0	0	0	0	0
Dec. 2	SEA	5	3	2	0	0.0	0.0	0	0	0	0	0	0	1	0	0	0	0	0
Dec. 9	AT MIN	7	5	2	0	0.0	0.0	0	1	0	0	0	0	0	0	0	0	0	0
Dec. 16	GB	8	6	2	0	0.0	0.0	0	0	0	0	0	0	0	0	0	0	0	0
Dec. 23	AT ARI	3	2	1	1	0.0	0.0	0	0	0	0	0	0	1	0	0	0	0	0
Dec. 30	AT DET	7	6	1	0	0.0	0.0	0	0	0	0	0	0	0	1	0	0	0	0
<b>TOTALS</b>		<b>92</b>	<b>66</b>	<b>26</b>	<b>4</b>	<b>0.0</b>	<b>0.0</b>	<b>0</b>	<b>4</b>	<b>45</b>	<b>45T</b>	<b>1</b>	<b>0</b>	<b>3</b>	<b>2</b>	<b>0</b>	<b>0</b>	<b>0</b>	<b>0</b>

## 2011 (w/CHICAGO)

DATE	OPP	TACKLES							INTERCEPTIONS					FUMBLES			ST TACKLES		
		T	S	A	TFL	SK	YDS	QH	NO	YDS	LG	TD	PD	FF	FR	YDS	T	S	A
Sept. 11	ATL	6	3	3	0	0.0	0.0	0	0	0	0	0	0	0	0	0	0	0	0
Sept. 18	AT NO	8	6	2	0	0.0	0.0	0	0	0	0	0	0	0	0	0	0	0	0
Sept. 25	GB								Inactive										
Oct. 2	CAR	9	7	2	0	0.0	0.0	0	0	0	0	0	0	0	0	0	0	0	0
Oct. 10	AT DET	0	0	0	0	0.0	0.0	0	0	0	0	0	0	0	0	0	0	0	0
Oct. 16	MIN	8	6	2	0	0.0	0.0	0	0	0	0	0	0	0	0	0	0	0	0
Oct. 23	AT TB								Inactive										
Nov. 7	AT PHI	4	3	1	0	0.0	0.0	0	1	36	36	0	0	0	0	0	0	0	0
Nov. 13	DET	4	2	2	0	0.0	0.0	0	1	24	24t	1	1	0	0	0	0	0	0
Nov. 20	SD	4	2	2	1	0.0	0.0	0	0	0	0	0	0	0	0	0	0	0	0
Nov. 27	AT OAK	9	5	4	0	0.0	0.0	0	0	0	0	0	0	0	0	0	0	0	0
Dec. 4	KC	6	5	1	0	0.0	0.0	1	0	0	0	0	1	0	0	0	0	0	0
Dec. 11	AT DEN								Inactive										
Dec. 18	SEA								Inactive										
Dec. 25	AT GB	8	4	4	0	0.0	0.0	0	0	0	0	0	1	0	0	0	0	0	0
Jan. 1	AT MIN	12	9	3	0	0.0	0.0	0	0	0	0	0	1	0	0	0	0	0	0
<b>TOTALS</b>		<b>78</b>	<b>52</b>	<b>26</b>	<b>1</b>	<b>0.0</b>	<b>0.0</b>	<b>1</b>	<b>2</b>	<b>60</b>	<b>36</b>	<b>1</b>	<b>4</b>	<b>0</b>	<b>0</b>	<b>0</b>	<b>0</b>	<b>0</b>	<b>0</b>

## 2010 (W/CHICAGO)

DATE	OPP	TACKLES							INTERCEPTIONS							FUMBLES			ST TACKLES		
		T	S	A	TFL	SK	YDS	QH	NO	YDS	LG	TD	PD	FF	FR	YDS	T	S	A		
Sept. 12	DET	1	1	0	0	0.0	0.0	0	0	0	0	0	0	0	0	0	0	0	0		
Sept. 19	AT DAL	0	0	0	0	0.0	0.0	0	0	0	0	0	0	0	0	0	0	0			
Sept. 27	GB								Inactive												
Oct. 3	AT NYG								Inactive												
Oct. 10	AT CAR								Inactive												
Oct. 17	SEA								Inactive												
Oct. 24	WAS								Inactive												
Nov. 7	AT BUF	1	0	1	0	0.0	0.0	0	0	0	0	0	0	0	0	0	0	0			
Nov. 14	MIN	1	0	1	0	0.0	0.0	0	0	0	0	0	0	0	0	0	0	0			
Nov. 18	AT MIA	3	3	0	0	0.0	0.0	0	0	0	0	0	0	0	0	0	0	0			
Nov. 28	PHI	4	3	1	0	0.0	0.0	0	0	0	0	0	0	0	0	0	0	1			
Dec. 5	AT DET	3	2	1	0	0.0	0.0	0	0	0	0	0	0	0	0	0	0	0			
Dec. 12	NE	6	3	3	0	0.0	0.0	0	0	0	0	0	0	0	0	0	0	0			
Dec. 20	AT MIN	4	3	1	0	0.0	0.0	0	0	0	0	0	0	0	0	0	0	0			
Dec. 26	NYJ	8	3	5	0	0.0	0.0	0	0	0	0	0	0	0	0	0	0	2			
Jan. 2	AT GB	0	0	0	0	0.0	0.0	0	0	0	0	0	0	0	0	0	0	0			
<b>TOTALS</b>		<b>31</b>	<b>18</b>	<b>13</b>	<b>0</b>	<b>0.0</b>	<b>0.0</b>	<b>0</b>	<b>0</b>	<b>0</b>	<b>0</b>	<b>0</b>	<b>0</b>	<b>0</b>	<b>0</b>	<b>0</b>	<b>0</b>	<b>3</b>			
<b>PLAYOFFS</b>																					
Jan. 16	SEA	2	2	0	0	0.0	0.0	0	0	0	0	0	1	0	0	0	0	0			
Jan. 23	GB	5	5	0	0	0.0	0.0	0	0	0	0	0	0	0	0	0	0	1			
<b>TOTALS</b>		<b>7</b>	<b>7</b>	<b>0</b>	<b>0</b>	<b>0.0</b>	<b>0.0</b>	<b>0</b>	<b>0</b>	<b>0</b>	<b>0</b>	<b>0</b>	<b>1</b>	<b>0</b>	<b>0</b>	<b>0</b>	<b>0</b>	<b>1</b>			

81

## TIM WRIGHT

TIGHT END  
 HT: 6-4 WT: 220  
 DOB: 4/7/90  
 NFL: 3RD YEAR  
 ACQ: W (NE), 2015  
 COLLEGE: RUTGERS



## ACQUIRED BY BUCS:

- × Claimed by Tampa Bay off waivers from the New England Patriots on June 12, 2015.

## ORIGINALLY ENTERED NFL:

- × Originally entered the NFL as a college free agent with the Tampa Bay Buccaneers on April 29, 2014.

## CAREER HIGHLIGHTS:

- × Has played in 32 career regular season games, with 10 starts, catching 80 passes for 830 yards and 11 touchdowns.
- × Played with the Tampa Bay Buccaneers in 2013, before being traded to the New England Patriots in 2014.
- × Was a member of the Super Bowl XLIX champion New England Patriots.
- × Has one career multi-touchdown game, against Detroit (11/23/14).
- × Recorded first career touchdown reception against Carolina (10/24/13).
- × Started first career game against Philadelphia (10/13/13), registering a career-high 91 receiving yards.
- × Caught first career pass at New England (9/29/13).
- × Made his NFL debut at the New York Jets (9/8/13).

## 2014 HIGHLIGHTS:

- × Played in all 16 regular season games, with two starts, catching 26 passes for 259 yards and six touchdowns.
- × Saw game action in all three postseason contests, but did not record any statistics.
- × Was a member of the Super Bowl XLIX champion New England Patriots.
- × His six touchdown receptions ranked as the third-highest total on the team.
- × Caught five passes for a season-high 85 yards against Cincinnati (10/5/14), including his first touchdown reception of the year.
- × Grabbed his second touchdown reception of the season at Buffalo (10/12).
- × Nabbed a season-high seven passes for 61 yards against Chicago (10/26/14), as well as his third touchdown reception of the year.
- × Recorded his fourth touchdown grab of the year at Indianapolis (11/16/14).
- × Posted his first career multi-touchdown game against Detroit, finishing the day with five catches for 36 yards and two touchdowns.

**COLLEGE:**

- × Played in 25 games with five starts at Rutgers (2009-12), catching 50 passes for 596 yards and four touchdowns.
- × Recorded 39 catches for 449 yards and two touchdowns as a senior (2012).
- × As a junior (2011), caught 11 passes for 147 yards and two touchdowns.
- × Member of the Big East All-Academic Football Team in 2011.
- × Named to Rivals.com All-Spring Team as a junior.
- × Received the Mark Mills Second Effort Award, handed out to the Most Improved Offensive Player in spring drills in 2010.
- × Made first career start at Syracuse (11/21/09).
- × Made his collegiate debut against Cincinnati (9/7/09).
- × Majored in criminal justice.

**PERSONAL:**

- × Attended Wall High School (Wall Township, New Jersey).
- × Named first-team All-Shore by the Star-Ledger and second-team All-Shore by the Asbury Park Press as a senior.
- × Ranked No. 11 in New Jersey by Rivals.com and No. 10 in the state by Scout.com.
- × He and his wife, Jodi-Ann, have one son, Major.
- × Born Timothy Wright on April 7, 1990 in Wall Township, New Jersey.

**COMMUNITY:**

- × In February 2014 presented students at Pizzo Elementary with \$2,000-worth of PE equipment for winning the Buccaneers PLAY 60 Challenge.
- × In November 2013, helped distribute donated food to the holiday tent at Metropolitan Ministries, and greeted families while assisting with their holiday shopping.
- × Paired up with United Way volunteers and students to install a "Learning Garden" at Edison Elementary in October 2013.

**WRIGHT'S CAREER STATISTICS**

YEAR	TEAM	RECEIVING						RUSHING					
		GP	GS	NO	YDS	AVG	LG	TD	ATT	YDS	AVG	LG	TD
2013	Tampa Bay	16	8	1	2	2.0	2	0	54	571	10.6	36	5
2014	New England	16	2	1	-2	-2.0	-2	0	26	259	10.0	30	6
<b>NFL Totals</b>		<b>32</b>	<b>10</b>	<b>2</b>	<b>0</b>	<b>0.0</b>	<b>2</b>	<b>0</b>	<b>80</b>	<b>830</b>	<b>10.4</b>	<b>36</b>	<b>11</b>

**SINGLE-GAME HIGHS**

Receptions: 8, at Detroit, 11/24/13  
 Receiving Yards: 91, vs. Philadelphia, 10/13/13  
 Receiving TDs: 2, vs. Detroit, 11/23/13 (w/New England)  
 Long Reception: 36, vs. Philadelphia, 10/13/13

**ADDITIONAL STATISTICS**

Special Teams Tackles: 2 in 2013  
 Misc. Tackles: 1 in 2013

# WRIGHT'S GAME-BY-GAME STATISTICS

COACHING

PLAYERS

2014 REVIEW

HISTORY

RECORDS

SIDELINES

2014 (W/NEW ENGLAND)		RECEIVING					RUSHING				
DATE	OPP	NO	YDS	AVG	LG	TD	ATT	YDS	AVG	LG	TD
Sept. 7	@MIA	3	15	5.0	8	0	0	0	-	-	0
Sept. 14	@MIN	0	0	-	-	0	0	0	-	-	0
Sept. 21	OAK	1	20	20.0	20	0	0	0	-	-	0
Sept. 29	@KC	0	0	-	-	0	0	0	-	-	0
Oct. 5	CIN	5	85	17.0	30	1	0	0	-	-	0
Oct. 12	@BUF	1	1	1.0	1t	1	0	0	-	-	0
Oct. 16	NYJ	0	0	-	-	0	0	0	-	-	0
Oct. 26	CHI	7	61	8.7	17	1	1	-2	-2.0	-2	0
Nov. 2	DEN	0	0	-	-	0	0	0	-	-	0
Nov. 16	@IND	1	2	2.0	2t	1	0	0	-	-	0
Nov. 23	DET	5	36	7.2	16	2	0	0	-	-	0
Nov. 30	@GB	1	12	12.0	12	0	0	0	-	-	0
Dec. 7	@SD	0	0	-	-	0	0	0	-	-	0
Dec. 14	MIA	0	0	-	-	0	0	0	-	-	0
Dec. 21	@NYJ	1	12	12.0	12	0	0	0	-	-	0
Dec. 28	BUF	1	15	15.0	15	0	0	0	-	-	0
<b>TOTALS</b>		<b>26</b>	<b>259</b>	<b>10.0</b>	<b>30</b>	<b>6</b>	<b>1</b>	<b>-2</b>	<b>-2.0</b>	<b>-2</b>	<b>0</b>
<b>PLAYOFFS</b>											
Jan. 10	BAL	0	0	-	-	0	0	0	-	-	0
Jan. 18	IND	0	0	-	-	0	0	0	-	-	0
Feb. 1	SEA	0	0	-	-	0	0	0	-	-	0
<b>TOTALS</b>		<b>0</b>	<b>0</b>	<b>-</b>	<b>-</b>	<b>0</b>	<b>0</b>	<b>0</b>	<b>-</b>	<b>-</b>	<b>0</b>

2013		RECEIVING					RUSHING				
DATE	OPP	ATT	YDS	AVG	LG	TD	NO	YDS	AVG	LG	TD
Sept. 8	@NYJ	0	0	-	-	0	0	0	-	-	0
Sept. 15	NO	0	0	-	-	0	0	0	-	-	0
Sept. 22	@NE	1	6	6.0	6	0	0	0	-	-	0
Sept. 29	ARI	5	41	8.2	15	0	0	0	-	-	0
Oct. 13	PHI	7	91	13.0	36	0	0	0	-	-	0
Oct. 20	@ATL	2	15	7.5	9	0	0	0	-	-	0
Oct. 24	CAR	5	48	9.6	15	1	0	0	-	-	0
Nov. 3	@SEA	4	58	14.5	27	1	0	0	-	-	0
Nov. 11	MIA	1	19	19.0	19	0	0	0	-	-	0
Nov. 17	ATL	1	13	13.0	13	0	0	0	-	-	0
Nov. 24	@DET	8	75	9.4	16	0	0	0	-	-	0
Dec. 1	@CAR	2	17	8.5	10	0	0	0	-	-	0
Dec. 8	BUF	2	21	10.5	16	1	0	0	-	-	0
Dec. 15	SF	7	82	11.7	26	1	0	0	-	-	0
Dec. 22	@STL	4	27	6.8	8	0	0	0	-	-	0
Dec. 29	@NO	5	58	11.6	24	1	1	2	2.0	2	0
<b>TOTALS</b>		<b>54</b>	<b>571</b>	<b>10.6</b>	<b>36</b>	<b>51</b>	<b>2</b>	<b>2.0</b>	<b>2</b>	<b>0</b>	

## COLLEGE FREE AGENTS

**ACQUIRED BY BUCS:**

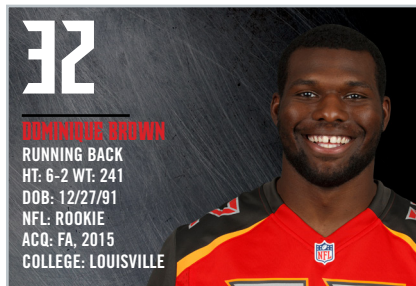
- x Signed by Tampa Bay as a college free agent on May 4, 2015.

**COLLEGE:**

- x Recorded 118 tackles, 6.5 tackles for loss (24 yards), 3.5 sacks (17 yards), two forced fumbles, one fumble recovery and five passes defended in 42 games for Iowa (2011-2014).
- x As a senior, started all 13 games at middle linebacker recording 94 tackles, 6.5 tackles for loss, 3.5 sacks, two forced fumbles, one fumble recovery and five passes defended (2014).
- x Earned second-team All-Big Ten by league coaches and honorable mention by media, while being named third-team All-Big Ten by College Sports Madness.
- x Notched a single-game career-high 12 tackles against Maryland (10/18/14).
- x One of five seniors named to 2014 Leadership Group.
- x Played in all 13 games as a junior (2013), recording 12 tackles and one fumble recovery.
- x As a sophomore (2012), received Academic All-Big Ten honors.
- x One of 10 true freshmen to see playing time in 2011, registering seven total tackles.
- x Majored in leisure studies-recreation and sport business.

**PERSONAL:**

- x Attended Timber Creek Regional High School (Sicklerville, New Jersey).
- x Selected to compete in Chesapeake Bowl as a regional all-star as a senior.
- x Earned first-team all-Group III and all-conference as a junior, while earning second team all-state honors.
- x Two-time team captain.
- x Earned three letters in football as linebacker, defensive end and running back.
- x Son of Connie and Quinton Alston.
- x Born Quinton Alston on September 7, 1993 in Philadelphia, Pennsylvania.

**ACQUIRED BY BUCS:**

- x Signed by Tampa Bay as a college free agent on May 4, 2015.

**COLLEGE:**

- x Totaled 1,795 rushing yards on 419 carries (4.3 avg.) in 48 games at Louisville (2010-2014), while catching 50 passes for 443 yards (8.9 avg.) and two touchdowns. Has three career 100-yard rushing performances.
- x As a senior (2014), started four of 13 games, tallying 378 yards and four touchdowns. Also recorded seven catches for 85 yards.
- x After redshirting in 2012, returned for his redshirt junior year in 2013, leading the team in rushing with a career-high 825 yards and eight touchdowns, averaging 5.1 yards per carry on 163 rushes. Also contributed a career-high 24 receptions for 228 yards and one touchdown.
- x In 2011, as a sophomore, finished second on the team in rushing with 533 yards, while tying for the team lead in rushing touchdowns, with four.
- x Played in nine games as a true freshman (2010) rushing 20 times for 59 yards and catching three passes for 32 yards.
- x Graduated with a degree in communications

**PERSONAL:**

- x Attended Winton Woods High School (Cincinnati, Ohio)
- x Rushed for 4,685 yards and 64 touchdowns during his high school career, while throwing for 1,691 yards and 15 touchdowns.
- x Led high school to 13-2 record and the school's first-ever Division II State Championship during his senior season, earning Ohio Division II Co-Offensive Player of the Year and Cincinnati Offensive Player of the Year.
- x Selected to Rivals 250 list and voted first-team All-TriStateFootball.com
- x Son of Diane and Paul Brown.
- x Born Dominique Brown on December 27, 1991 in Cincinnati, Ohio.





77

**QUAYSHAWN BUCKLEY**

**DEFENSIVE TACKLE**  
 HT: 6-3 WT: 305  
 DOB: 8/25/91  
 NFL: ROOKIE  
 ACQ: FA, 2015  
 COLLEGE: IDAHO

**ACQUIRED BY BUCS:**

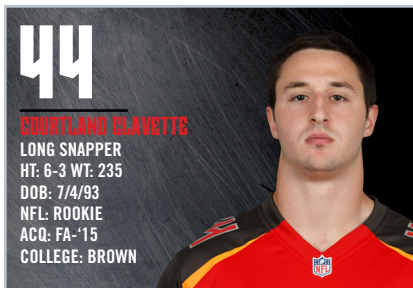
- x Signed by Tampa Bay as a college free agent on May 4, 2015.

**COLLEGE:**

- x Recorded 162 tackles, 35 tackles for loss, 12 sacks for -90 yards and six QB hurries in four seasons at Idaho (2011-2014).
- x As a senior (2014), tallied 72 tackles, 14.5 tackles for loss, 4.0 sacks, three quarterback hurries and one pass defended.
- x Led Idaho in tackles for loss (16) and sacks (7.0) as a junior (2013), starting 9-of-12 games.
- x Started 8-of-11 games as a sophomore, recording 25 tackles, six tackles for loss and 4.0 sacks.
- x As a true freshman (2011), played in all 12 games, with six starts, finishing the year with 38 tackles, five tackles for loss and one sack.

**PERSONAL:**

- x Attended Colony High School (Ontario, California).
- x As a senior, received first-team All-California Interscholastic Federation offensive and defensive lineman honors.
- x Colony High School team MVP and a first-team Mt. Baldy League offensive and defensive lineman.
- x Earned first-team recognition by CIF and Mt. Baldy League as a junior. Earned first-team honors from the Mt. Baldy League and second-team recognition from the CIF.
- x Played in California All-State game – Fiesta Bowl at Whittier College.
- x Won back-to-back CIF championships during his sophomore and junior seasons (2008-2009).
- x Son of Roshine-Jai Buckley.
- x Born Quayshawn Buckley on August 25, 1991 (Jackson, Mississippi).



44

**COURTLAND CLAVETTE**

**LONG SNAPPER**  
 HT: 6-3 WT: 235  
 DOB: 7/4/93  
 NFL: ROOKIE  
 ACQ: FA-'15  
 COLLEGE: BROWN

**ACQUIRED BY BUCS:**

- x Signed by Tampa Bay as a college free agent on May 4, 2015.

**COLLEGE:**

- x Four-year starting long snapper at Brown.
- x Started 10 games in 2014, making one tackle.
- x Was a member of Brown's men's track and field team.
- x Named second team All-Ivy in the discus after a runner-up finish at the Ivy Championships.
- x Finished 20th in the discus at the NCAA East Regionals (2014).
- x Set school record in the discus with a toss of 57.04 at Tufts.

**PERSONAL:**

- x Graduated A.C. Reynolds High School, Asheville, N.C. where he lettered in football, track and field, and basketball.
- x Received both the A.C. Reynolds High School Outstanding Male Athlete Award and Senior Award.
- x Named to the Mtn. Athletic All-Conference Team and Nike Charlotte All-Combine Team (2009-2010).
- x Awarded the Dick Ayers Memorial Football Scholarship (Outstanding Achievement 2010) followed by the Ken Roudine Memorial Scholarship Award for Athletic and Academic Achievement, Leadership, and Community Involvement (2011).
- x Named to All-WNC team and All-MAC Conference team in 2010 for football.
- x Led his team as a senior captain to the NCHSAA 4A Mtn. Athletic Conference Championship.
- x Awarded the Athletic Certificate of Achievement for maintaining a GPA of 4.0 or above.
- x Graduated with highest honors.
- x Son of Joseph and Jewel Clavette.
- x Born Courtland Blake Clavette on July 4, 1993 in Asheville, N.C.

75

**RYAN DELAIRE**

DEFENSIVE END

HT: 6-4 WT: 254

DOB: 1/17/92

NFL: ROOKIE

ACQ: FA-'15

COLLEGE: TOWSON

**ACQUIRED BY BUCS:**

- × Signed by Tampa Bay as a college free agent on May 4, 2015.

**COLLEGE:**

- × Played two seasons at Towson (2013-14), totaling 132 tackles, 31.5 tackles for loss, 22.5 sacks, five forced fumbles, four fumble recoveries and four passes defended.
- × Named first-team All-Colonial Athletic Association (CAA) as both a junior and senior.
- × Earned third-team FCS AP All-American honors as a senior (2014), after tallying 64 tackles, 14.5 tackles for loss, 11.0 sacks, three forced fumbles and one pass defended.
- × A finalist for the Buck Buchanan Award, given annually to the most outstanding defensive player in the FCS.
- × As a junior (2013), registered 68 tackles, 17.5 tackles for loss, 11.5 sacks, four fumble recoveries, two forced fumbles and three passes defended.
- × Prior to his time at Towson, spent two seasons with Massachusetts (2011-12), playing in 18 games, recording 28 tackles, five tackles for loss, 2.5 sacks and a forced fumble.

**PERSONAL:**

- × Attended Windsor High School (Windsor, Connecticut).
- × All-state selection as a senior and a two-time all-conference honoree.
- × Also competed in basketball, cross country and track, earning all-conference honors in basketball.
- × Honored as Windsor's Scholar-Athlete Award winner.
- × Has two brothers and two sisters.
- × Son of Hilary Delaire and Jean Holness.
- × Born Ryan Delaire on January 17, 1992 in Hartford, Connecticut.

17

**DONTEEA DYE**

WIDE RECEIVER

HT: 6-0 WT: 190

DOB: 8/22/93

NFL: ROOKIE

ACQ: FA-'15

COLLEGE: HEIDELBERG

**ACQUIRED BY BUCS:**

- × Signed by Tampa Bay as a college free agent on May 4, 2015.

**COLLEGE/PERSONAL:**

- × Played four seasons at Heidelberg University (2011-14), catching 116 passes for 2,298 yards (19.8 avg.) and 26 touchdowns.
- × Dye's 26 career touchdown receptions are the second-most in program history.
- × Set career highs in receptions (57) receiving yards (1,022) and receiving touchdowns (14) as a senior (2014). Also blocked a punt, which was returned for a touchdown.
- × Winner of the Ed Sherman Award, given annually to the top receiver in the Ohio Athletic Conference (OAC). His 14 touchdown receptions led the conference and were the second-most in Heidelberg history.
- × Named second-team D3football.com All-American, first-team All-North Region and first-team All-OAC.
- × Played in nine games as a junior (2013), catching 28 passes for 701 yards (25.0 avg.) and eight touchdowns.
- × Saw his first playing time on offense as a sophomore (2012), finishing the year with 31 catches for 575 yards (18.5 avg.) and four touchdowns.
- × Played in six games as a true freshman (2011), making three tackles and recovering one fumble.
- × Attended Fairfield High School (Cincinnati, Ohio).
- × Born Donteea Dye on August 20, 1993 in Fairfield, Oh.

67

**ANTONIO EVERETT****OFFENSIVE LINE**

HT: 6-3 WT: 325

DOB: 11/16/91

NFL: ROOKIE

ACQ: FA-'15

COLLEGE: McNEESE STATE

**ACQUIRED BY BUCS:**

- × Signed by Tampa Bay as a college free agent on May 4, 2015.

**COLLEGE/PERSONAL:**

- × Spent four seasons at McNeese State (2011-14), playing in 42 games, including starting every game he played in over his final two seasons.
- × As a senior (2014), started all 10 games he played in, earning second-team FCS All-American honors from the Associated Press and the Sports Network.
- × Named first-team All-Southland Conference and was selected to the All-Louisiana team.
- × Started all 13 games at left tackle as a junior (2013), helping the team set five new school records.
- × As a sophomore (2012), played in all 10 games, helping lead an offense that was second in the Southland Conference in rushing yards per game.
- × Saw his first playing time as a true freshman (2011), appearing in nine games.
- × Majored in radiologic sciences.
- × Attended Lamar Consolidated High School (Richmond, Texas).
- × Earned all-state, all-district and all-area honors, while also being an all-academic honoree.
- × An all-district performer in wrestling, he also tossed shot put and discus in track and field.
- × Mother is Pamela Everett.
- × Born Antoine Everett on November 16, 1991 in Richmond, Texas.

38

**DESHAZOR EVERETT****SAFETY**

HT: 6-0 WT: 193

DOB: 2/22/92

NFL: ROOKIE

ACQ: FA-'15

COLLEGE: TEXAS A&amp;M

**ACQUIRED BY BUCS:**

- × Signed by Tampa Bay as a college free agent on May 4, 2015.

**COLLEGE:**

- × Played in 50 games at Texas A&M (2011-14), starting 34, totaling 218 tackles, 9.5 tackles for loss, 26 passes defended, five interceptions (64 return yards; two touchdowns) and one fumble recovery, returned 12-yards for a touchdown.
- × Ranked second on the team in tackles as a senior (2014), with 79, while adding a career-best 4.5 tackles for loss, along with eight passes defended and one interception, returned four yards.
- × Won SEC Defensive Player of the Week after posting 16 tackles and 1.5 tackles for loss against Arkansas (9/27/14).
- × As a junior (2013), started 9-of-13 games, tallying 73 tackles, two tackles for loss, nine passes defended, two interceptions (34 return yards; one touchdown) and one fumble recovery, returned 12 yards for a touchdown.
- × Scored in back-to-back games, on a fumble recovery against SMU (9/21/13) and a career-long 34-yard pick six at Arkansas (9/28/13).
- × Started 12-of-13 games as a sophomore, playing at both safety and cornerback, recording 56 tackles, three tackles for loss, nine passes defended and two interceptions, returned 26 yards, with one touchdown.
- × Grabbed first career interception against South Carolina State (9/22/12), returning it 22 yards for a touchdown.
- × Played in 12 games as a true freshman (2011), registering 10 tackles.
- × Majored in agricultural leadership and development.

**PERSONAL:**

- × Attended DeRidder High School (DeRidder, Louisiana).
- × Two-time All-Louisiana selection and named to PrepStar All-Region team.
- × Rated No. 27 in Louisiana by SuperPrep.
- × Guardians are Monica and Joseph Bolden.
- × Born Deshazor Duntee' Everett on February 22, 1992 in DeRidder, Louisiana.

35

**CHRIS HACKETT****SAFETY**

HT: 6-0 WT: 195

DOB: 8/3/93

NFL: ROOKIE

ACQ: FA-'15

COLLEGE: TCU

**ACQUIRED BY BUCS:**

- × Signed by Tampa Bay as a college free agent on May 4, 2015.

**COLLEGE:**

- × Started 34-of-38 games played at TCU (2012-14), recording 224 tackles, 9.5 tackles for loss, 16 passes defended, 12 interceptions, five forced fumbles, four fumble recoveries and two sacks.
- × Elected to forego his redshirt senior season and declare for the NFL Draft.
- × Started all 13 games as a redshirt junior (2014), leading the conference and tying for third nationally in interceptions (seven), while adding 75 tackles, 3.5 tackles for loss, six passes defended and one forced fumble.
- × Earned first-team All-Big 12 honors from the league's coaches and the Associate Press.
- × Named second-team AP All-Big 12 following his redshirt sophomore season (2013), when he started 11-of-12 games, registering career highs in tackles (88), tackles for loss (4.5) and forced fumbles (3), also contributing five passes defended, three interceptions, two fumble recoveries and 2.0 sacks.
- × Played in 13 games as a redshirt freshman (2012), starting the final 10 of the season, tallying 61 tackles, 1.5 tackles for loss, five passes defended, two interceptions, two fumble recoveries and one forced fumble.
- × Redshirted as a true freshman (2011).
- × Majored in criminal justice.

**PERSONAL:**

- × Attended John Tyler High School (Tyler, Texas).
- × Earned first-team All-American honors from Rivals.com and second-team Parade All-American.
- × Awarded first-team All-East Texas and first-team 4A District pick honors
- × Named East Texas Defensive Player of the Year and selected to the East Texas Dream Team.
- × Ranked by Rivals.com as the No. 38 safety nationally and No. 2 in Texas. First-team all-state selection.
- × Three-year letterman in prep basketball.
- × Son of Michael Hackett and Stephanie Hunter.
- × Born Chris Hackett on August 3, 1993 in Tyler, Texas.

16

**RANDELL HALL****WIDE RECEIVER**

HT: 6-1 WT: 200

DOB: 1/30/1993

NFL: ROOKIE

ACQ: FA '15

COLLEGE: UCF

**ACQUIRED BY BUCS:**

- × Signed by Tampa Bay as a college free agent on May 4, 2015.

**COLLEGE:**

- × Played in 49 games over four years at UCF (2011-14), catching 45 passes for 2,051 yards (14.1 avg.), with nine touchdowns, while adding 43 rushing attempts for 264 yards (6.1 avg.) and two touchdowns. Also contributed 82 kickoff returns for 2,083 yards (25.4 avg.).
- × As a senior (2014), started 9-of-10 games, catching 49 passes for 500 yards (10.2 avg.), with 25 rushing attempts for 129 yards (5.2 avg.) and one touchdown to go along with 12 kickoff returns for 330 yards (27.5 avg.).
- × Invited to play in the Senior Bowl following the season.
- × Started all 13 games as a junior (2013), leading the team in receptions (57) and receiving yards (886), while adding five touchdown receptions. Also had 14 rushes for 121 yards (8.6 avg.) and one touchdown, with 29 kickoff returns for 689 yards (23.8 avg.).
- × Totaled four 100-yard receiving games on the year, being selected as the team's Outstanding Wide Receiver during the postseason awards banquet.
- × Named American Athletic Conference (AAC) Special Teams Player of the Week after returning four kickoffs for 177 yards (44.25 avg.) against USF (11/29/13).
- × Earned All-Conference USA (C-USA) honorable mention as a sophomore (2012), after posting 35 receptions for a team-leading 631 yards (18.0 avg.) and four touchdowns.
- × A member of the College Football Performance Awards Kick Returner Trophy Watch List, Hall returned 18 kickoffs for 350 yards (19.4 avg.).
- × As a true freshman (2011), earned first-team All-C-USA distinction at kick returner, after returning 23 kicks for 714 yards (31.0 avg.), which ranked fifth in the country.
- × Also named to the C-USA All-Freshman Team and Phil Steele's All-C-USA Third Team.
- × Majored in interdisciplinary studies.

**PERSONAL:**

- × Attended Miami Carol City (Miami Gardens, Florida).
- × Son of Randell Hall and Stephanie Barr
- × Born Randell Hall on January 30, 1993 in Carol City, Florida.





11

**ADAM HUMPHRIES**  
 WIDE RECEIVER  
 HT: 5-11 WT: 195  
 DOB: 06/23/93  
 NFL: ROOKIE  
 ACQ: FA-'15  
 COLLEGE: CLEMSON

### ACQUIRED BY BUCS:

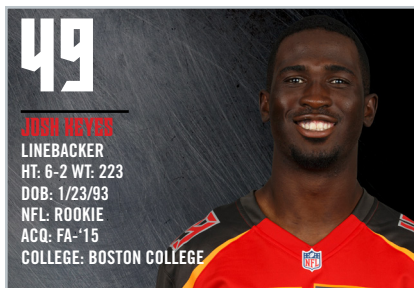
- × Signed by Tampa Bay as a college free agent on May 11, 2015.

### COLLEGE:

- × Played in 53 games at Clemson (2011-14), with 27 starts, totaling 127 receptions for 1,097 yards (8.6 avg.) and three touchdowns, 10 carries for 24 yards and one touchdown and 69 punt returns for 476 yards (6.9 avg.) and one touchdown.
- × Tied for the fourth-most games played in school history.
- × Named a permanent co-captain as a senior (2014), recording 30 receptions for 204 yards, five carries for five yards and one touchdown and 31 punt returns for 178 yards and one touchdown.
- × Named national punt returner-of-the-week by the College Football Performance Awards and ACC Specialist of the Week after scoring on a 72-yard punt return against Louisville (10/11/14), his first career punt return touchdown.
- × Caught 41 passes for 483 yards (11.8 avg.) and two touchdowns as junior (2013), while returning 20 punts for 212 yards (10.6 avg.) over 13 games, with 10 starts.
- × Had a career game against Syracuse (10/5/13), catching three passes for 118 yards (39.3 avg.) and two touchdowns, while adding 40 yards on four punt returns, earning special teams player of the game honors.
- × An ACC Academic Honor Roll member as a sophomore (2012), finishing the season with 41 receptions for 280 yards and one touchdown, adding 12 rushing yards on three carries and 18 punt returns for 86 yards.
- × As a true freshman (2011), caught 15 passes for 130 yards and rushed twice for seven yards.
- × Graduated with a degree in parks, recreation and tourism management.

### PERSONAL:

- × Attended Dorman High School (Roebuck, South Carolina).
- × Played in the Shrine Bowl following his senior season.
- × No. 19 player in South Carolina by Super Prep and the Hometown News Player of the Year.
- × Also played on high school basketball team.
- × Born Adam Humphries on June 24, 1993 in Spartanburg, South Carolina.



49

**JOSHUA KEYES**  
 LINEBACKER  
 HT: 6-2 WT: 223  
 DOB: 1/23/93  
 NFL: ROOKIE  
 ACQ: FA-'15  
 COLLEGE: BOSTON COLLEGE

### ACQUIRED BY BUCS:

- × Signed by Tampa Bay as a college free agent on May 4, 2015.

### COLLEGE:

- × Played 42 games with 15 starts at Boston College (2011-14), recording 121 tackles, 16.5 tackles for a loss, 7.5 sacks, and two forced fumbles.
- × Started all 13 at SAM linebacker as a senior (2014), posting career highs in tackles (63), tackles for loss (11.5) and sacks (4.0) as part of a defense that allowed the second-fewest rushing yards per game in the NCAA (94.5). Also forced a fumble.
- × Earned All-Atlantic Coast Conference (ACC) third-team honors from the league's coaches and honorable mention accolades from the Atlantic Coast Sports Media Associate, while also being named to the All-New England Team.
- × Awarded ACC Linebacker of the Week, Football Writers Association of America (FWAA) National Defensive Player of the Week, Chick Bednarik Award Player of the Week, and Eastern College Athletic Conference (ECAC) Co-Defensive Player of the Week honors for performance against USC (9/13/14), where he tallied eight tackles and 5.5 tackles for loss.
- × Played in 11 games as a junior (2013), starting two, totaling 30 tackles, five tackles for loss, 3.5 sacks and one forced fumble.
- × In nine games as a sophomore (2012), tallied 20 tackles.
- × Posted eight tackles as a true freshman (2011).
- × Graduated with a degree in English.

### PERSONAL:

- × Attended Chatham Central (Chatham, New York).
- × As a senior, earned New York State Class C Player of the Year honors from New York State High School Football Coaches Association, after being named co-player of the year as a junior.
- × A two-time Small School Offensive Player of the Year.
- × Also played basketball and competed in track.
- × Has five siblings.
- × Son of Margo and Clifford Keyes.
- × Born Joshua Keyes on January 23, 1993 in Ghent, New York.





**68**  
**GRESHAM LYONS**  
 DEFENSIVE TACKLE  
 HT: 6-5 WT: 295  
 DOB: 1/3/93  
 NFL: ROOKIE  
 ACQ: FA-'15  
 COLLEGE: TUSCULUM

### ACQUIRED BY BUCS:

- × Signed by Tampa Bay as a college free agent on May 4, 2015.

### COLLEGE:

- × Played in 41 games over four years at Tusculum (2011-14), totaling 181 tackles, 28 tackles for loss, 13.0 sacks, four passes defended, two forced fumbles, two fumble recoveries, and one interception.
- × Led the team in tackles as a senior (2014), with a career-high 89, setting a new single-season record for a defensive lineman. He added 19 tackles for loss, the second-most in a season in school history and the most ever by a defensive lineman. He also had a career high in sacks (9.0), while contributing two passes defended, one forced fumble and one fumble recovery.
- × Named first-team DII All-American by College Football USA and second-team All-American by D2football.com, and Beyond Sports Network; first-team All-Region by Beyond Sports Network, second-team All-Region by Daktronics and first-team All-South Atlantic Conference.
- × A finalist for both the Gene Upshaw Award, which recognized the top NCAA Division II lineman in the country, as well as the Cliff Harris Award, which honors the best non-Division I defensive player in the country.
- × Started all 11 games as a junior (2013), finishing the year with 44 tackles, six tackles for loss, 3.0 sacks, two passes defended and one forced fumble.
- × As a sophomore (2012), played in all 11 games, making 10 starts, registering 36 tackles, three tackles for loss, one sack, one interception (returned 19 yards), one pass defended, one fumble recovery and one blocked extra point.
- × Played in eight games as a true freshman (2011), notching 12 tackles.
- × Majored in sport management with a minor in coaching.

### PERSONAL:

- × Attended Woodland High School (Stockbridge, Georgia).
- × Nicknamed "Big Country"
- × Has a brother, Calvin Turner, and a sister, Ajee Lyons.
- × Son of Calvin Turner Jr. and Shikeisha Lyons.
- × Born Caushaud Siquesse Lyons on January 3, 1993 in Atlanta, Georgia



**2**  
**DERRICK WELLS**  
 DEFENSIVE BACK  
 HT: 6-0 WT: 201  
 DOB: 7/8/93  
 NFL: ROOKIE  
 ACQ: FA-'15  
 COLLEGE: MINNESOTA

### ACQUIRED BY BUCS:

- × Signed by Tampa Bay as a college free agent on May 18, 2015.

### COLLEGE:

- × Played in 47 games at Minnesota (2011-14), starting 24, totaling 139 tackles, 19 passes defended and four interceptions.
- × As a senior (2014), started 8-of-13 games, registering 40 tackles, three passes defended and one interception.
- × Played in 10 games as a junior (2013), making five starts, finishing the year with 17 tackles, three passes defended, one interception and one fumble recovery.
- × Started 11-of-13 games as a sophomore (2012), tying for third on the team in tackles (74) and second in passes defended (10), while adding two interceptions and a fumble recovery.
- × Named Big Ten Defensive Player of the Year and Bronko Nagurski National Player of the Week after posting eight tackles and two interceptions at UNLV.
- × As a true freshman, played in 11 games, tallying eight tackles.
- × Majored in Business and Marketing Education.

### PERSONAL:

- × Attended Lehigh High School (Lehigh Acres, Florida).
- × Two-time second-team all-area selection by the News-Press.
- × Also competed in track and field.
- × Son of Edward Wells and Margaret Babb.
- × Born Derrick Wells on July 8, 1993 in Lehigh Acres, Florida.

**JAMAL YOUNG**

DEFENSIVE END

HT: 6-4 WT: 240

DOB: 4/22/90

NFL: ROOKIE

ACQ: FA-'15

COLLEGE: JONES COUNTY (MISS.) JC

**ACQUIRED BY BUCS:**

- × Signed by Tampa Bay as a college free agent on May 4, 2015.

**COLLEGE/PERSONAL:**

- × Recorded 76 tackles, 10.5 tackles for loss, 4.0 sacks, four passes defended and one fumble recovery in two seasons at Jones County Junior College (2014).
- × Tallied 23 tackles, 11 assists, 2 sacks and 5.5 tackles for loss in 2014.
- × Notched 27 tackles, 15 assists, 2 sacks, 5 tackles for loss, 1 fumble recovery and 4 pass breakups in 2013.
- × Ran track at Butler Community College (Kansas) (2010-11) before signing with Southern Miss and competing for the Golden Eagles (2012-13).
- × After completing his time as a track athlete, transitioned to football for two seasons at JCJC.
- × Attended McComb High School (McComb, Mississippi).
- × Born Jamal Young on June 7, 1993 in McComb, Mississippi.

## 2015 ALPHABETICAL ROSTER

No.	Name	Pos.	Ht.	Wt.	Birthdate	NFL Exp.	College	Hometown	14 GP/GS.
58	Alexander, Kwon	LB	6-1	227	8/3/1994	R	LSU	Oxford, AL	0/0
61	Allen, Josh	OL	6-3	315	12/30/1991	1	Louisiana-Monroe	Cedar Hill, TX	3/0
59	Alston, Quinton	LB	6-1	232	9/7/1993	R	Iowa	Sicklerville, NJ	0/0
27	Banks, Johnthan	CB	6-2	185	10/3/1989	3	Mississippi State	Maben, MS	15/14
80	Bell, Kenny	WR	6-1	197	2/25/1992	R	Nebraska	Boulder, CO	0/0
1	Bogotay, Brandon	K	6-3	207	5/8/1989	1	Georgia	San Diego, CA	0/0
84	Brate, Cameron	TE	6-5	235	7/3/1991	1	Harvard	Naperville, IL	5/1
32	Brown, Dominique	RB	6-2	241	12/27/1991	R	Louisville	Cincinnati, OH	0/0
77	Buckley, Quayshawne	DT	6-3	305	8/25/1991	R	Idaho	Ontario, CA	0/0
50	Carter, Bruce	LB	6-2	240	2/19/1988	5	North Carolina	Havelock, NC	13/8*
44	Clavette, Courtland	LS	6-3	235	7/4/1993	R	Brown	Asheville, NC	0/0
14	Clay, Kaelin	WR	5-10	195	1/3/1992	R	Utah	Long Beach, CA	0/0
23	Conte, Chris	S	6-2	203	2/23/1989	5	California	Los Angeles, CA	12/12*
78	Coughman, Edawn	T	6-4	313	7/21/1988	2	Shaw	Atlanta, GA	0/0
54	David, Lavonte	LB	6-1	233	1/23/1990	4	Nebraska	Miami, FL	14/14
53	Dean, Larry	LB	6-0	226	8/7/1988	5	Valdosta State	Tifton, GA	13/0*
75	Delaire, Ryan	DE	6-4	264	1/17/1992	R	Towson	Bloomfield, CT	0/0
48	DePaola, Andrew	LS	6-2	230	7/28/1987	2	Rutgers	Parkton, MD	16/0
39	Dixon, Brandon	CB	5-11	203	4/26/1990	2	Northwest Missouri State	Pompano Beach, FL	14/0
69	Dotson, Demar	T	6-9	315	10/11/1985	7	Southern Miss	Alexandria, LA	16/16
17	Dye, Dontea	WR	6-0	195	8/20/1993	R	Heidelberg	Fairfield, OH	0/0
73	Edwards, Kadeem	G	6-4	313	1/24/1991	2	Tennessee State	Sanford, FL	0/0
57	English, Larry	DE	6-2	255	1/22/1986	7	Northern Illinois	Aurora, IL	12/1
13	Evans, Mike	WR	6-5	231	8/21/1993	2	Texas A&M	Galveston, TX	15/15
67	Everett, Antoine	OL	6-3	325	11/16/1991	R	McNeese State	Richmond, TX	0/0
38	Everett, Deshazor	CB	6-0	193	2/22/1992	R	Texas A&M	DeRidder, LA	0/0
96	Fatinikun, T.J.	DE	6-2	250	7/28/1991	2	Toledo	Perrysburg, OH	10/0
79	Fragel, Reid	T	6-8	308	2/22/1991	2	Ohio State	Grosse Pointe Farms, MI	0/0
28	Frey, Isaiah	CB	6-0	190	4/6/1990	3	Nevada	Roseville, CA	11/1*
92	Gholston, William	DE	6-6	281	7/31/1991	3	Michigan State	Detroit, MI	15/9
72	Gilkey, Garrett	OL	6-6	315	7/7/1990	3	Chadron State	Sandwich, IL	16/1
8	Glennon, Mike	QB	6-6	225	12/12/1989	3	North Carolina State	Centerville, VA	6/5
44	Greene, Khaseem	LB	6-1	241	2/4/1989	3	Rutgers	Elizabeth, NJ	10/2*
35	Hackett, Chris	S	6-2	195	8/3/1993	R	TCU	Tyler, TX	0/0
16	Hall, Rannell	WR	6-1	200	1/30/1993	R	UCF	Miami, FL	0/0
10	Herron, Robert	WR	5-9	193	6/2/1992	2	Wyoming	Los Angeles, CA	8/0
11	Humphries, Adam	WR	5-11	195	6/24/1993	R	Clemson	Spartanburg, SC	0/0
33	Iosefa, Joey	FB	6-0	245	6/19/1991	R	Hawaii	Pago Pago, AS	0/0
83	Jackson, Vincent	WR	6-5	230	1/14/1983	11	Northern Colorado	Colorado Springs, CO	16/16
25	James, Mike	RB	5-10	223	4/13/1991	3	Miami (FL)	Haines City, FL	11/0
24	Jenkins, Mike	CB	5-10	197	3/22/1985	8	South Florida	Bradenton, FL	1/0
94	Johnson, George	DE	6-4	265	12/11/1987	4	Rutgers	Glassboro, NJ	16/0
29	Johnson, Leonard	CB	5-10	202	3/30/1990	4	Iowa State	Clearwater, FL	16/3
49	Keyes, Josh	LB	6-2	223	1/23/1993	R	Boston College	Glent, NY	0/0
15	King, Tavarres	WR	6-1	200	7/14/1990	3	Georgia	Clarkesville, GA	2/0
9	Koenen, Michael	P	5-11	198	7/13/1982	11	Western Washington	Ferndale, WA	16/0
46	Lane, Jorvorskie	FB	5-11	258	2/4/1987	3	Texas A&M	Lufkin, TX	9/4
5	Lanning, Spencer	P	5-11	200	5/21/1988	3	South Carolina	Rock Hill, SC	16/0*
51	Lansanah, Danny	LB	6-1	235	8/28/1985	4	Connecticut	Harrisburg, PA	16/11
45	Lemon, Orié	LB	6-1	242	9/9/1987	5	Oklahoma State	Houston, TX	10/3
4	Lobato, Seth	QB	6-6	223	12/5/1990	1	Northern Colorado	Greeley, CO	0/0
68	Lyons, Caushaud	DT	6-5	295	1/3/1993	R	Tusculum	Ellenwood, GA	0/0
70	Mankins, Logan	G	6-4	308	3/10/1982	11	Fresno State	Cathays Valley, CA	16/16
74	Marpét, Ali	OL	6-4	307	4/17/1993	R	Hobart	Hastings-on-Hudson, NY	0/0
22	Martin, Doug	RB	5-9	223	1/13/1989	4	Boise State	Oakland, CA	11/11
65	Masifilo, Matthew	OL	6-3	280	10/1/1989	4	Stanford	Ewa Beach, HI	1/0
93	McCoy, Gerald	DT	6-4	300	2/25/1988	6	Oklahoma	Oklahoma City, OK	13/13
98	McDonald, Clinton	DT	6-2	297	1/6/1987	7	Memphis	Jacksonville, AR	13/13
30	McDougald, Bradley	S	6-1	209	11/15/1990	3	Kansas	Dublin, OH	15/5
90	Melton, Henry	DT	6-3	290	10/11/1986	7	Texas	Grapevine, TX	16/3*
26	Moore, Sterling	CB	5-10	202	2/3/1990	5	SMU	Antioch, CA	16/7*
18	Murphy, Louis	WR	6-2	200	5/11/1987	7	Florida	St. Petersburg, FL	11/3
7	Murray, Patrick	K	5-7	182	6/22/1991	2	Fordham	Mahwah, NJ	16/0
82	Myers, Brandon	TE	6-3	256	9/4/1985	7	Iowa	Prairie City, IA	14/6
66	Omameh, Patrick	G	6-4	305	12/29/1989	3	Michigan	Columbus, OH	16/16
64	Pamphile, Kevin	T	6-5	310	11/27/1990	2	Purdue	Miami, FL	7/2
43	Rainey, Bobby	RB	5-8	212	10/16/1987	4	Western Kentucky	Griffin, GA	15/5

# 2015 ALPHABETICAL ROSTER (CONT.)

81	Rodriguez, Evan	TE/FB	6-2	239	9/21/1988	4	Temple	North Bergen, NJ	1/0
87	Seferian-Jenkins, Austin	TE	6-5	262	9/29/1992	2	Washington	Fox Island, WA	9/9
89	Shepard, Russell	WR	6-1	195	9/17/1990	3	LSU	Houston, TX	16/0
91	Sidbury Jr., Lawrence	LB	6-3	269	2/6/1986	6	Richmond	Oxon Hill, MD	1/0
34	Sims, Charles	RB	6-0	211	9/19/1990	2	West Virginia	Houston, TX	8/0
76	Smith, Donovan	T	6-6	338	6/23/1993	R	Penn State	Owings Mills, MD	0/0
62	Smith, Evan	C	6-2	308	7/19/1986	6	Idaho State	Salinas, CA	15/15
56	Smith, Jacques	DE	6-2	260	3/18/1990	2	Missouri	Dallas, TX	15/7
97	Spence, Akeem	DT	6-1	307	11/29/1991	3	Illinois	Fort Walton Beach, FL	16/5
88	Stocker, Luke	TE	6-5	253	7/17/1988	5	Tennessee	Berea, KY	13/7
36	Swearinger, D.J.	S	5-10	208	9/1/1991	3	South Carolina	Greenwood, SC	16/12*
37	Tandy, Keith	S	5-10	205	2/12/1989	4	West Virginia	Hopkinsville, KY	15/0
95	Uko, George	DE	6-3	284	2/11/1992	1	USC	Chino, CA	1/0
21	Verner, Alterraun	CB	5-10	187	12/13/1988	6	UCLA	Lakewood, CA	14/14
60	Warren, Jeremiah	OL	6-3	325	9/20/1987	1	South Florida	Panama City, FL	0/0
2	Wells, Derrick	DB	6-0	201	7/8/1993	R	Minnesota	Lehigh Acres, FL	0/0
52	Williams, Jason	LB	6-1	245	4/23/1986	7	Western Illinois	Chicago, IL	14/0*
3	Winston, Jameis	QB	6-4	231	1/6/1994	R	Florida State	Bessemer, AL	0/0
31	Wright, Major	S	5-11	204	7/1/1988	6	Florida	Miramar, FL	12/7
85	Wright, Tim	TE	6-4	220	4/7/1990	3	Rutgers	Wall Township, NJ	16/2
67	Young, Jamal	DE	6-3	240	4/22/1990	R	Jones County (Miss.) JC	McComb, MS	0/0

\* Carter played 13 games with Dallas last season; Conte played 12 games with Chicago last season; Dean played 13 games with Buffalo last season; Frey played three games with Chicago last season; Greene played 10 games with Chicago last season; G. Johnson played 16 games with Detroit last season; Lanning played 16 games with Cleveland last season; Melton played 16 games with Dallas last season; Swearinger played 16 games with Houston last season; Williams played 11 games with Carolina last season.

## COACHING STAFF

Head Coach: Lovie Smith

Assistant Coaches: Leslie Frazier (defensive coordinator); Dirk Koetter (offensive coordinator) Kevin O'Dea (special teams coordinator); Mike Bajakian (quarterbacks); Butch Barry (assistant offensive line); Dave Borgonzi (defensive quality control); Gill Byrd (cornerbacks); Joe Cullen (defensive line); Jon Embree (tight ends); Andrew Hayes-Stoker (wide receivers); Dave Kennedy (head strength and conditioning); Larry Marmie (senior defensive assistant); Hardy Nickerson (linebackers); Carlos Polk (assistant special teams); Mikal Smith (safeties); Miles Smith (defensive quality control); Tim Spencer (running backs); Paul Spicer (assistant defensive line); Ben Steele (offensive quality control); Joe Vaughn (assistant strength and conditioning); George Warhop (offensive line coach); Andrew Weidinger (offensive quality control)

# 2015 NUMERICAL ROSTER

No.	Name	Pos.	No.	Name	Pos.	No.	Name	Pos.
1	Bogotay, Brandon	K	35	Chris Hackett	S	69	Demar Dotson	T
2	Derrick Wells	DB	36	D.J. Swearinger	S	70	Logan Mankins	G
3	Jameis Winston	QB	37	Keith Tandy	S	72	Garrett Gilkey	OL
4	Seth Lobato	QB	38	Deshazor Everett	CB	73	Kadeem Edwards	G
5	Spencer Lanning	P	39	Brandon Dixon	CB	74	Ali Marpet	OL
7	Patrick Murray	K	43	Bobby Rainey	RB	75	Ryan Delaire	DE
8	Mike Glennon	QB	44	Khaseem Greene	LB	76	Donovan Smith	T
9	Michael Koenen	P	44	Courtland Clavette	LS	77	Quayshawne Buckley	DT
10	Robert Herron	WR	45	Orie Lemon	LB	78	Edawn Coughman	T
11	Adam Humphries	WR	46	Jorvorskie Lane	FB	79	Reid Fragel	T
13	Mike Evans	WR	48	Andrew DePaola	LS	80	Kenny Bell	WR
14	Kaelin Clay	WR	49	Josh Keyes	LB	81	Evan Rodriguez	TE/FB
15	Tavarres King	WR	50	Bruce Carter	LB	82	Brandon Myers	TE
16	Rannell Hall	WR	51	Danny Lansanah	LB	83	Vincent Jackson	WR
17	Donteea Dye	WR	52	Jason Williams	LB	84	Cameron Brate	TE
18	Louis Murphy	WR	53	Larry Dean	LB	85	Tim Wright	TE
21	Alterraun Verner	CB	54	Lavonte David	LB	87	Austin Seferian-Jenkins	TE
22	Doug Martin	RB	56	Jacques Smith	DE	88	Luke Stocker	TE
23	Chris Conte	S	57	Larry English	DE	89	Russell Shepard	WR
24	Mike Jenkins	CB	58	Kwon Alexander	LB	90	Henry Melton	DT
25	Mike James	RB	59	Quinton Alston	LB	91	Lawrence Sidbury Jr.	DL
26	Sterling Moore	CB	60	Jeremiah Warren	OL	92	William Gholston	DE
27	Johnthan Banks	CB	61	Josh Allen	OL	93	Gerald McCoy	DT
28	Isaiah Frey	CB	62	Evan Smith	C	94	George Johnson	DE
29	Leonard Johnson	CB	64	Kevin Pamphile	T	95	George Uko	DE
30	Bradley McDougald	S	65	Matthew Masifilo	OL	96	T.J. Fatinikun	DE
31	Major Wright	S	66	Patrick Omahiah	G	97	Akeem Spence	DT
32	Dominique Brown	RB	67	Antoine Everett	OL	98	Clinton McDonald	DT
33	Joey Iosefa	FB	67	Jamal Young	DE			
34	Charles Sims	RB	68	Caushaud Lyons	DT			

## 2015 PRONUNCIATION GUIDE

### PLAYERS

Kwon Alexander	.....	Kwahn
Johnthan Banks	.....	Johnathan
Brandon Bogotay	.....	BO-guh-tay
Quayshawne Buckley	.....	KWAY-shawn
Kaelin Clay	.....	Kay-lin
Chris Conte	.....	con-tee
Edawn Coughman	.....	e-DAWN
Lavonte David	.....	luh-VON-tay
Ryan Delaire	.....	duh-LAIR
Andrew DePaola	.....	duh-paw-luh
Donteea Dye	.....	don-tay
Deshazor Everett	.....	dee-shay-zor
T.J. Fatinikun	.....	fa-tin-ih-kun
Reid Fragel	.....	FRAY-guhl
Isaiah Frey	.....	Fry
William Gholston	.....	GOAL-ston
Khaseem Greene	.....	KAHH-seem
Rannell Hall	.....	Ruh-nell

### COACHES

Mike Bajakian	.....	buh-JAKE-ian
Dave Borgonzi	.....	bore-GON-zee

Robert Herron	.....	hur-RON
Joey Iosefa	.....	E-oh-seff-uh
Josh Keyes	.....	Kize
Tavarres King	.....	Ta-VAR-ess
Michael Koenen	.....	KAY-nin
Jorvorskie Lane	.....	juh-VORE-skee
Danny Lansanah	.....	lan-SAN-ah
Seth Lobato	.....	low-bah-tow
Caushaud Lyons	.....	ka-shawd
Ali Marpet	.....	Mar-Pet
Matthew Masifilo	.....	mass-uh-FEE-low
Bradley McDougald	.....	Mc-DOO-guld
Patrick Omahiah	.....	oh-MAH-meh
Kevin Pamphile	.....	PAM-feel
Austin Seferian-Jenkins	.....	suh-FAIR-ee-un
Jacques Smith	.....	ja-QWEESE
D.J. Swearinger	.....	SWEAR-in-jer
George Uko	.....	Ooo-koh
Alterraun Verner	.....	ALL-ter-on

Dirk Koetter	.....	Cutter
Mikal Smith	.....	Muh-Kale
Andrew Weidinger	.....	why-ding-er



# 2014 REVIEW



# 2014 REGULAR SEASON STATISTICS

COACHING

PLAYERS

2014 REVIEW

HISTORY

RECORDS

SIDELINES

2014 RECORD:		WON: 2	LOST: 14	
DATE	W/L	SCORE	OPPONENT	ATT
Sept 7	L	14-20	CAROLINA	62,442
Sept 14	L	17-19	ST. LOUIS	59,923
Sept 18	L	14-56	at Atlanta	70,318
Sept 28	W	27-24	at Pittsburgh	62,910
Oct 5	L	31-37 (OT)	at New Orleans	73,004
Oct 12	L	17-48	BALTIMORE	60,041
			-- bye week --	
Oct 26	L	13-19 (OT)	MINNESOTA	56,577
Nov 2	L	17-22	at Cleveland	67,431
Nov 9	L	17-27	ATLANTA	57,751
Nov 16	W	27-7	at Washington	77,442
Nov 23	L	13-21	at Chicago	61,109
Nov 30	L	13-14	CINCINNATI	56,340
Dec 7	L	17-34	at Detroit	61,489
Dec 14	L	17-19	at Carolina	72,842
Dec 21	L	3-20	GREEN BAY	64,247
Dec 28	L	20-23	NEW ORLEANS	58,952

	BUCCANEERS	OPP
TOTAL FIRST DOWNS	263	353
Rushing	72	103
Passing	162	223
Penalty	29	27
3rd Down: Made/Att	76/203	93/213
3rd Down Pct.	37.4%	43.7%
4th Down: Made/Att	4/12	5/9
4th Down Pct.	33.3%	55.6%
POSSESSION AVG.	27:07	32:53
TOTAL NET YARDS	4,672	5,903
Avg. Per Game	292.0	368.9
Total Plays	930	1,067
Avg. Per Play	5.0	5.5
NET YARDS RUSHING	1,375	1,819
Avg. Per Game	85.9	113.7
Total Rushes	353	468
NET YARDS PASSING	3,297	4,084
Avg. Per Game	206.1	255.3
Sacked/Yards Lost	52/326	36/210
Gross Yards	3,623	4,294
Attempts/Completions	531/301	563/387
Completion Pct.	56.7%	68.7%
Had Intercepted	20	14
PUNTS/AVERAGE	79/39.9	64/44.2
NET PUNTING AVG.	37.1	37.5
PENALTIES/YARDS	118/939	106/935
FUMBLES/BALL LOST	29/13	25/11
TOUCHDOWNS	31	46
Rushing	7	15
Passing	21	28
Returns	3	3

SCORE BY QUARTERS	1	2	3	4	OT	TOTAL
BUCCANEERS	43	80	52	102	0	277
OPPONENTS	102	103	107	86	12	410

SCORING	TD	R	P	Rt	PAT	2-PL	FG	S	PTS
Murray	0	0	0	0	31-31	0	20-24	0	91
Evans	12	0	12	0	0-0	0	0-0	0	72
McCown	3	3	0	0	0-0	0	0-0	0	18
Jackson	2	0	2	0	0-0	0	0-0	0	12
Lansanah	2	0	0	2	0-0	0	0-0	0	12
Martin	2	2	0	0	0-0	0	0-0	0	12
Murphy	2	0	2	0	0-0	0	0-0	0	12
Rainey	2	1	1	0	0-0	0	0-0	0	12
Seferian-Jenkins	2	0	2	0	0-0	0	0-0	0	12
Benks	1	0	0	1	0-0	0	0-0	0	6
Herron	1	0	1	0	0-0	0	0-0	0	6
Owusu	1	0	1	0	0-0	0	0-0	0	6
Sims	1	1	0	0	0-0	0	0-0	0	6

BUCCANEERS	31	7	21	3	31-31	0-0	20-24	0	277
OPPONENTS	46	15	28	3	41-41	1-3	29-39	2	410

**SACKS:** McCoy 8.5, Smith 6.5, McDonald 5.0, M. Johnson 4.0, Spence 3.0, Gholston 2.0, Bowers 1.5, Lansanah 1.5, David 1.0, English 1.0, Solomon 1.0, Fatimkun 0.5, Fletcher 0.5.  
**BUCCANEERS** 36.0, **OPPONENTS** 52.0

**FUM/LOST:** McCown 10/4, Rainey 3/3, Dietrich-Smith 2/1, Gilkey 2/0, Glennon 2/0, Sims 2/1, Thigpen 2/1, Barron 1/1, Holliday 1/0, Jackson 1/1, Murphy 1/0, Patton 1/0, Seferian-Jenkins 1/1.

PASSING	ATT	COMP	YDS	CMP%	YDS/ATT	TD	TD%	INT	INT%	LG	SACK/LOST	RATING
J. McCown	327	184	2206	56.3	6.75	11	3.4	14	4.3	56t	36/235	70.5
M. Glennon	203	117	1417	57.6	6.98	10	4.9	6	3.0	41	16/91	83.3
B. Rainey	1	0	0	0.0	0.0	0	0.0	0	0.0	--	0/0	39.6
BUCCANEERS	531	301	3623	56.7	6.82	21	4.0	20	3.8	56t	52/326	75.2
OPPONENTS	563	387	4294	68.7	7.63	28	5.0	14	2.5	56t	36/210	97.4

RUSHING	NO	YDS	AVG	LG	TD
D. Martin	134	494	3.7	63	2
B. Rainey	94	406	4.3	31	1
C. Sims	66	185	2.8	20	1
J. McCown	25	127	5.1	16t	3
J. Lane	3	58	19.3	54	0
M. Glennon	10	49	4.9	19	0
M. James	19	37	1.9	9	0
S. Patton	1	19	19.0	19	0
R. Herron	1	0	0.0	0	0

BUCCANEERS	353	1375	3.9	63	7
OPPONENTS	468	1819	3.9	57	15

RECEIVING	NO	YDS	AVG	LG	TD
V. Jackson	70	1,002	14.3	50	2
M. Evans	68	1,051	15.5	56t	12
B. Rainey	33	315	9.5	34	1
L. Murphy	31	380	12.3	54	2
B. Myers	22	190	8.6	26	0
A. Seferian-Jenkins	21	221	10.5	30	2
C. Sims	19	190	10.0	24	0
D. Martin	13	64	4.9	20	0
L. Stocker	7	41	5.9	11	0
R. Herron	6	58	9.7	16	1
R. Shepard	4	63	15.8	23	0
C. Owusu	2	20	10.0	19t	1
T. King	2	13	6.5	7	0
C. Brate	1	17	17.0	17	0
J. Lane	1	3	3.0	3	0
M. James	1	-5	-5.0	-5	0

BUCCANEERS	301	3623	12.0	56t	21
OPPONENTS	387	4294	11.1	56t	28

INTERCEPTIONS	NO	YDS	AVG	LG	TD
J. Banks	4	69	17.3	32	1
D. Lansanah	3	60	20.0	33t	2
A. Verner	2	26	13.0	26	0
C. McDonald	1	3	3.0	3	0
K. Tandy	1	0	0.0	0	0
B. Dixon	1	0	0.0	0	0
B. McDougald	1	0	0.0	0	0
Johnson, L.	1	-6	-6.0	-6	0

BUCCANEERS	14	155	11.1	33t	3
OPPONENTS	20	191	9.6	54	1

PUNTING	NO	YDS	AVG	NET	TB	IN20	LG	BK
M. Koenen	78	3,154	40.4	37.1	2	17	56	1

BUCCANEERS	79	3,154	39.9	37.1	2	17	56	1
OPPONENTS	64	2826	44.2	37.5	9	20	71	0

PUNT RETURNS	RET	FC	YDS	AVG	LG	TD
S. Patton	10	5	112	11.2	33	0
B. Rainey	7	3	55	7.9	14	0
M. Thigpen	4	8	65	16.3	53	0
T. Holliday	2	1	17	8.5	17	0

BUCCANEERS	23	17	249	10.8	53	0
OPPONENTS	32	26	185	5.8	62t	1

KICKOFF RETURNS	RET	YDS	AVG	LG	TD
S. Patton	18	416	23.1	28	0
B. Rainey	6	158	26.3	33	0
M. Thigpen	6	120	20.0	28	0
T. Holliday	2	45	22.5	25	0
C. Owusu	1	45	45.0	45	0
Johnson, L.	1	18	18.0	18	0
J. Lane	1	9	9.0	9	0
O. Lemon	1	8	8.0	8	0

BUCCANEERS	36	819	22.8	45	0
OPPONENTS	37	868	23.5	58	0

FIELD GOALS	1-19	20-29	30-39	40-49	50+	Lg
P. Murray	0-0	2-3	7-8	6-7	5-6	55

BUCCANEERS	0/0	2/3	7/8	6/7	5/6	55
OPPONENTS	0/0	7/9	9/9	13/16	0/7	49

**P. Murray:** ( ) (248, 36G) ( ) (50G, 27G) (55G) (45RU, 47G) (54G, 46G) (31B, 55S, 40G) (51G) (32G, 38G) (32G, 39G) (32G, 42G) (54G) (48G) (43G) (39G, 27G)  
**OPPONENTS:** (28G, 48RU, 33G) (36G, 35G, 46G, 338G) (59WL) (25G, 50WR) (30G, 29G, 44G) (46G, 64B, 49G) (56WL, 46G, 38G) (39G, 24G, 43G) (37G, 43G, 44G, 33G) (47WR, 50WR) (54LU) ( ) (46G, 23G) (29G, 49G, 50WL, 38G, 45G) (48WL, 42G, 25G) ( )

## 2014 DEFENSIVE STATISTICS

Player	Solo Tackles	Assists	Total Tackles	TFL	Sacks/ Yards	QBP	Ints/ Yards	Passes Def.	For. Fum.	Fum. Rec.
Lavonte David	101	45	146	17	1.0/4.0	3	-	4	4	1
Dashon Goldson	62	18	80	-	-	-	-	1	-	1
Danny Lansanah	58	21	79	8	1.5/2.0	2	3/60	8	-	-
Alterraun Verner	58	18	76	7	-	-	2/26	9	2	-
Mason Foster	40	22	62	2	-	2	-	3	-	-
Major Wright	34	17	51	2	-	-	-	1	-	-
Johnthan Banks	41	9	50	1	-	1	4/69	10	-	-
Mark Barron	34	14	48	-	-	-	-	3	1	-
Bradley McDougald	37	9	46	-	-	-	1/0	7	-	-
Clinton McDonald	34	11	45	9	5.0/41.0	8	1/3	2	-	2
William Gholston	28	14	42	9	2.0/13.0	6	-	3	-	-
Leonard Johnson	27	14	41	-	-	-	1/6	4	2	-
Akeem Spence	27	10	37	4	3.0/15.5	7	-	-	-	2
Gerald McCoy	28	7	35	13	8.5/60.5	13	-	3	1	-
Dane Fletcher	18	11	29	-	0.5/3.0	1	-	1	-	-
Michael Johnson	20	7	27	5	4.0/22.0	8	-	-	2	-
Da'Quan Bowers	11	10	21	2	1.5/7.5	3	-	1	-	1
Orie Lemon	13	4	17	5	-	-	-	-	-	-
Jacques Smith	13	4	17	4	6.5/25.0	12	-	2	1	1
Crezdon Butler	13	0	13	-	-	-	-	1	-	-
Larry English	7	5	12	-	1.0/9.0	3	-	-	1	-
Isaiah Frey	5	5	10	1	-	-	-	1	-	-
Brandon Dixon	8	1	9	1	-	-	1/0	2	-	-
Jonathan Casillas	5	4	9	1	-	-	-	-	-	-
T.J. Fatinikun	4	4	8	1	0.5/1.5	1	-	-	-	-
Scott Solomon	5	2	7	1	1.0/6.0	1	-	-	1	1
Keith Tandy	4	0	4	-	-	-	1/3	1	-	-
C.J. Wilson	3	0	3	-	-	-	-	-	-	-
Jason Williams	2	1	3	-	-	-	-	-	-	-
Adrian Clayborn	1	0	1	1	-	-	-	-	-	-
Mike Jenkins	1	0	1	-	-	-	-	-	-	-
Brandon Magee	1	0	1	-	-	-	-	-	-	-
Lawrence Sidbury	1	0	1	-	-	-	-	-	-	-
Steven Means	0	1	1	-	-	-	-	-	-	-

## 2014 SPECIAL TEAMS STATISTICS

Player	Solo Tackles	Assists	Total Tackles	Fumbles For./Rec.
Russell Shepard	14	0	14	-
Dane Fletcher	9	1	10	-
Orie Lemon	6	0	6	-
Brandon Magee	6	0	6	-
Isaiah Frey	4	1	5	-
Bobby Rainey	4	1	5	-
Keith Tandy	4	0	4	-
Andrew DePaola	3	1	4	-
Leonard Johnson	3	1	4	1/0
Bradley McDougald	3	1	4	-
Jason Williams	3	1	4	-
Danny Lansanah	3	0	3	-
Mark Barron	1	0	1	-
Crezdon Butler	1	0	1	-
T.J. Fatinikun	1	0	1	-
Dashon Goldson	1	0	1	-
Robert Herron	1	0	1	-
Patrick Omameh	1	0	1	-
Luke Stocker	1	0	1	-
C.J. Wilson	1	0	1	-

### Defensive/Special Teams Touchdowns

Danny Lansanah 27-yard interception return, at Atlanta, (9/18)  
 Danny Lansanah 33-yard interception return, at New Orleans, (10/5)  
 Johnthan Banks 19-yard interception return, at Washington, (11/16)

### Miscellaneous Tackles

M. Evans 4, L. Stocker 3, M. Glennon 2, V. Jackson 2, P. Omameh 2, O. Cousins 1, E. Dietrich-Smith 1, D. Dotson 1, L. Mankins 1, J. McCown 1, L. Murphy 1, A. Seferian-Jenkins 1, C. Sims 1

### Miscellaneous Fumble Recoveries

M. Glennon 2, J. Allen 1, O. Cousins 1, D. Dotson 1, J. McCown 1, B. Myers 1

### Blocked Punts

None

### Blocked PATs

None

### Blocked Field Goals

W. Gholston 1

### Deflected Punts

None

### Safeties

None

### Inside Kickoff Recovery

None

# 2014 PRESEASON STATISTICS

2014 RECORD:	W/L	WON: 1	LOSS: 3	OPPONENT	ATT
DATE		SCORE			
Aug 8	L	10-16		at Jacksonville	59,100
Aug 16	L	14-20		MIAMI	50,555
Aug 23	W	27-14		at Buffalo	66,764
Aug 28	L	10-24		WASHINGTON	50,239

	BUCCANEERS	OPP
TOTAL FIRST DOWNS	60	77
Rushing	14	23
Passing	33	47
Penalty	13	7
3rd Down: Made/Att	14/52	16/49
3rd Down Pct.	26.9%	32.7%
4th Down: Made/Att	1/3	0/3
4th Down Pct.	33.3%	0.0%
POSSESSION AVG.	30.13	29.48
TOTAL NET YARDS	887	1,386
Avg. Per Game	221.8	346.5
Total Plays	233	256
Avg. Per Play	3.8	5.4
NET YARDS RUSHING	364	353
Avg. Per Game	91.0	88.3
Total Rushes	119	116
NET YARDS PASSING	523	1,033
Avg. Per Game	130.8	258.3
Sacked/Yards Lost	14/81	84/66
Gross Yards	604	1,079
Attempts/Completions	100/57	132/91
Completion Pct.	57.0%	68.9%
Held Intercepted	2	3
PUNTS/AVERAGE	27/45.7	21/46.1
NET PUNTING AVG.	43.6	40.0
PENALTIES/YARDS	24/217	36/294
FUMBLES/BALL LOST	9/5	6/3
TOUCHDOWNS	7	9
Rushing	1	4
Passing	5	4
Returns	1	1

SCORE BY QUARTERS	1	2	3	4	OT	TOTAL
BUCCANEERS	7	27	10	14	0	61
OPPONENTS	13	14	34	13	0	74

SCORING	TD	R	P	Rt	PAT	2-Pt.	FG	S	PTS
C. Barth	0	0	0	0	4-4	0	2-2	0	10
P. Murray	0	0	0	0	2-2	0	2-2	0	8
M. Evans	1	0	1	0	0-0	0	0-0	0	6
L. Hawkins	1	0	1	0	0-0	0	0-0	0	6
V. Jackson	1	0	1	0	0-0	0	0-0	0	6
D. Martin	1	1	0	0	0-0	0	0-0	0	6
C. McDonald	1	0	0	1	0-0	0	0-0	0	6
S. Patton	1	0	1	0	0-0	0	0-0	0	6
T. Streeter	1	0	1	0	0-0	0	0-0	0	6
M. Koenen	0	0	0	1-1	0	0	0-0	0	1
BUCCANEERS	7	1	5	1	6-6	0-0	3-3	0	61
OPPONENTS	9	4	4	1	8-8	0-1	4-5	0	74

SACKS: BUCCANEERS 8.0, OPPONENTS 14.0

FIELD GOALS	1-19	20-29	30-39	40-49	50+
C. Barth	0-0	0-0	0-0	2-2	0-0
P. Murray	0-0	1-1	1-1	0-0	0-0
BUCCANEERS	0/0	1/1	1/1	2/2	0/0
OPPONENTS	0/0	1/1	0/1	2/2	1/1

Barth: (44G) ( ) (43G) ( ); Murray: ( ) ( ) (27G) (35G)

BUCCANEERS: (44G) ( ) (43G, 27G) (35G); OPPONENTS: (26G) (48G, 51G) ( ) (45G, 39WR)

PASSING	ATT	COMP	YDS	CMP%	YDS/ATT	TD	TD%	INT	INT%	LG	SACK/LOST	RATING
M. Glennon	41	24	271	58.5	6.61	1	2.4	0	0.0	41	4/26	86.5
J. McCown	27	20	178	74.1	6.59	2	7.4	2	7.4	24t	4/18	85.1
M. Kafka	32	13	155	40.6	4.84	2	6.3	0	0.0	25t	6/37	77.0
BUCCANEERS	100	57	604	57.0	6.04	5	5.0	2	2.0	41	14/81	83.1
OPPONENTS	132	91	1079	68.9	8.17	4	3.0	3	2.3	80t	8/46	94.2

## DEFENSE AND SPECIAL TEAMS LEADERS

PLAYER	TACKLES	PLAYER	SACKS	PLAYER	INTS
K. Tandy	17	L. English	2.0	N. Askew	1
D. Fletcher	16	S. Solomon	2.0	D. Goldson	1
D. Lansanah	16	A. Gaitor	1.0	K. Lewis	1
J. Banks	11	G. McCoy	1.0	PLAYER	SPECIAL TEAMS TACKLES
K. Glaud	11	S. Means	1.0	D. Fletcher	3
L. David	11	A. Clayborn	0.5	D. Munoz	3
M. Foster	10	M. Johnson	0.5	K. Glaud	2
A. Gaitor	10			Q. Pointer	2
				K. Tandy	2

RUSHING	NO	YDS	AVG	LG	TD
J. Demps	41	120	2.9	19	0
D. Martin	21	68	3.2	13	1
B. Rainey	32	65	2.0	9	0
J. McCown	5	38	7.6	19	0
M. James	6	30	5.0	11	0
M. Kafka	4	22	5.5	15	0
C. Sims	6	13	2.2	5	0
S. Dawson	1	5	5.0	5	0
L. Pryor	1	3	3.0	3	0
J. Lane	1	1	1.0	1	0
M. Glennon	1	-1	-1.0	-1	0

BUCCANEERS	119	364	3.1	19	1
OPPONENTS	116	353	3.0	23t	4

RECEIVING	NO	YDS	AVG	LG	TD
L. Murphy	8	99	12.4	22	0
V. Jackson	7	68	9.7	18	1
M. Evans	5	96	19.2	41	1
C. Owusu	5	43	8.6	13	0
A. Seferian-Jenkins	4	54	13.5	23	0
D. Martin	4	33	8.3	21	0
R. Herron	4	16	4.0	10	0
S. Patton	3	42	14.0	25t	1
C. Sims	3	32	10.7	27	0
L. Hawkins	2	25	12.5	13t	1
J. Lane	2	15	7.5	14	0
T. Wright	2	11	5.5	6	0
B. Rainey	2	1	0.5	2	0
R. Shepard	1	22	22.0	22	0
M. James	1	20	20.0	20	0
B. Myers	1	10	10.0	10	0
J. Demps	1	8	8.0	8	0
T. Streeter	1	6	6.0	6t	1
L. Pryor	1	3	3.0	3	0

BUCCANEERS	57	604	10.6	41	5
OPPONENTS	91	1,079	11.9	80t	4

INTERCEPTIONS	NO.	YDS	AVG	LG	TD
B. Askew	1	15	15.0	15	0
K. Lewis	1	0	0.0	0	0
D. Goldson	1	-1	-1.0	-1	0

BUCCANEERS	3	14	4.7	15	0
OPPONENTS	2	87	43.5	68t	1

PUNTING	NO	YDS	AVG	NET	TB	IN20	LG	BK
M. Koenen	25	1,145	45.8	43.8	1	9	63	0
P. Murray	2	90	45.0	41.0	0	0	46	0

BUCCANEERS	27	1,235	45.7	43.6	1	9	63	0
OPPONENTS	21	968	46.1	40.0	2	7	59	0

PUNT RETURNS	RET	FC	YDS	AVG	LG	TD
S. Patton	6	2	49	8.2	21	0
B. Rainey	3	2	30	10.0	14	0
E. Page	2	0	4	2.0	7	0

BUCCANEERS	11	4	83	7.5	21	0
OPPONENTS	11	8	38	3.5	9	0

KICKOFF RETURNS	NO	YDS	AVG	LG	TD
S. Patton	8	216	27.0	33	0
J. Demps	4	102	25.5	37	0
M. James	2	37	18.5	22	0
B. Rainey	1	19	19.0	19	0
BUCCANEERS	15	374	24.9	37	0
OPPONENTS	5	110	22.0	29	0

# 2014 GAME-BY-GAME STARTING LINEUPS

DATE	OPP	WR	LT	LG	C	RG	RT	OFFENSE	TE	WR	QB	RB	FB	OTHER
9/7	CAR	Jackson	Collins	Mankins	Dietrich-Smith	Dietrich-Smith	Dotsen	Myers	Myers	Evans	McCown	Martin	Lane	Stocker (TE)
9/14	STL	Jackson	Collins	Mankins	Dietrich-Smith	Dietrich-Smith	Dotsen	Myers	Myers	Evans	McCown	Rainey	--	Stocker (TE)
9/18	@ATL	Jackson	Collins	Mankins	Dietrich-Smith	Dietrich-Smith	Dotsen	Myers	Myers	Evans	McCown	Rainey	--	Stocker (TE)
9/28	@PIT	Jackson	Collins	Mankins	Dietrich-Smith	Dietrich-Smith	Dotsen	Myers	Myers	Evans	Glennon	Martin	--	Seferian-Jenkins (TE)
10/5	@NO	Jackson	Collins	Mankins	Dietrich-Smith	Dietrich-Smith	Dotsen	Myers	Myers	Murphy	Glennon	Martin	--	Seferian-Jenkins (TE)
10/12	BAL	Jackson	Collins	Mankins	Dietrich-Smith	Dietrich-Smith	Dotsen	Stocker	Stocker	Evans	Glennon	Martin	--	Seferian-Jenkins (TE)
10/26	MIN	Jackson	Collins	Mankins	Dietrich-Smith	Dietrich-Smith	Dotsen	Seferian-Jenkins	Seferian-Jenkins	Evans	Glennon	Martin	--	Seferian-Jenkins (TE)
11/2	@CLE	Jackson	Cousins	Mankins	Dietrich-Smith	Dietrich-Smith	Dotsen	Seferian-Jenkins	Seferian-Jenkins	Evans	Glennon	Rainey	--	Murphy (WR)
11/9	ATL	Jackson	Cousins	Mankins	Dietrich-Smith	Dietrich-Smith	Dotsen	Seferian-Jenkins	Seferian-Jenkins	Evans	McCown	Rainey	Lane	
11/16	@WMS	Jackson	Collins	Mankins	Dietrich-Smith	Dietrich-Smith	Dotsen	Seferian-Jenkins	Seferian-Jenkins	Evans	McCown	Rainey	Lane	
11/23	@CHI	Jackson	Collins	Mankins	Dietrich-Smith	Dietrich-Smith	Dotsen	Seferian-Jenkins	Seferian-Jenkins	Evans	McCown	Martin	Lane	
11/30	CIN	Jackson	Collins	Mankins	Gilkey	Mankins	Dotsen	Biate	Biate	Evans	McCown	Martin	--	
12/7	@DET	Jackson	Cousins	Mankins	Dietrich-Smith	Dietrich-Smith	Dotsen	Stocker	Stocker	Evans	McCown	Martin	--	Cousins (TE)
12/14	@CAR	Jackson	Dotsen	Mankins	Dietrich-Smith	Dietrich-Smith	Cousins	Stocker	Stocker	Evans	McCown	Martin	--	Murphy (WR)
12/21	GB	Jackson	Dotsen	Mankins	Dietrich-Smith	Dietrich-Smith	Cousins	Stocker	Stocker	Evans	McCown	Martin	--	Pamphile (TE)
12/28	NO	Jackson	Dotsen	Mankins	Dietrich-Smith	Dietrich-Smith	Cousins	Stocker	Stocker	Evans	McCown	Martin	--	Myers (TE)

DATE	OPP	LE	DT	DT	RE	OLB	MLB	DEFENSE	OLB	LCB	RCB	SS	FS	OTHER
9/7	CAR	Clayborn	McCoy	McDonald	M.Johnson	Castillas	Frister	Frister	David	Verner	Banks	Barron	Goldson	
9/14	STL	Gholston	McCoy	McDonald	Bowers	Castillas	Frister	Frister	David	Verner	Banks	Barron	Goldson	
9/18	@atl	Gholston	Bowers	McDonald	English	Castillas	Fletcher	Fletcher	David	Verner	Banks	Barron	Goldson	
9/28	@pit	Gholston	McCoy	McDonald	M.Johnson	Lansanah	Fletcher	Fletcher	David	Verner	--	Barron	Goldson	Wright (S)
10/5	@no	Gholston	McCoy	McDonald	M.Johnson	Lansanah	Fletcher	Fletcher	David	Verner	Banks	Barron	Goldson	
10/12	BAL	Gholston	McCoy	McDonald	M.Johnson	Lansanah	Frister	Frister	David	Verner	Butler	Barron	Wright	
10/26	MIN	Gholston	McCoy	McDonald	M.Johnson	Lansanah	Frister	Frister	David	Verner	Banks	Barron	Goldson	
11/2	@cle	Gholston	McCoy	McDonald	M.Johnson	Lansanah	Frister	Frister	David	Verner	Banks	Barron	Goldson	
11/9	ATL	Gholston	McCoy	McDonald	Smith	Lansanah	Frister	Frister	David	Butler	Banks	Wright	Goldson	
11/16	@was	Gholston	McCoy	McDonald	M.Johnson	Lansanah	Frister	Frister	David	Butler	Banks	Wright	Goldson	
11/23	@chi	Smith	McCoy	McDonald	M.Johnson	--	Frister	Frister	Lansanah	Verner	Banks	Wright	Goldson	L.Johnson (CB)
11/30	CIN	Smith	McCoy	Spence	M.Johnson	Lemon	Frister	Frister	Lansanah	Verner	Banks	McBougaid	Goldson	
12/7	@det	Smith	McCoy	Spence	M.Johnson	--	Frister	Frister	David	Verner	Banks	McBougaid	Goldson	L.Johnson (CB)
12/14	@car	Smith	McCoy	Spence	M.Johnson	Lansanah	Frister	Frister	David	Verner	Banks	McBougaid	Goldson	
12/21	GB	Smith	Spence	McDonald	M.Johnson	Lansanah	Frister	Frister	David	Verner	Banks	McBougaid	Goldson	
12/28	NO	Smith	Spence	McDonald	M.Johnson	Lemon	Fletcher	Fletcher	David	Verner	Banks	McBougaid	Goldson	

COACHING

PLAYERS

2014 REVIEW

HISTORY

RECORDS

SIDELINES



## 2014 PARTICIPATION CHART

**Legend:**  
 Position Abbreviation indicates Start (e.g. RCB indicates started at right cornerback)  
 DNP = Did Not Play IA = Inactive IR = Injured Reserve N = Not on Roster PS = Practice Squad  
 PUP = Phys. Unable to Perform WFL = Res./Non-Football-Injury or Illness RES = Reserve

PLAYER	GP	GS	DNP	IA	CAR	STL	@ATL	@PIT	@NO	BAL	MIN	@CLE	ATL	@WAS	@CHI	CIN	@DET	@CAR	GB	NO	
Alexander, Mister	0	0	0	0	N	N	N	N	N	N	PS	PS	N	N	N	N	N	N	N	N	N
Allen, Dennis	0	4	0	1	0	N	N	N	N	N	PS	PS	N	N	N	N	N	N	N	N	N
Allen, Josh	15	14	0	1	CB	CB	CB	CB	CB	CB	CB	CB	CB	CB	CB	CB	CB	CB	CB	CB	CB
Banks, Jonathan	7	7	0	0	N	S	S	S	S	S	S	S	N	N	N	N	N	N	N	N	N
Baron, Mark	0	0	0	0	N	IR	IR	IR	IR	IR	RES	RES	PS	PS	PS	PS	PS	PS	PS	PS	PS
Bauer, Ted	1	1	0	0	N	RE	RE	RE	RE	RE	RES	RES	PS	PS	PS	PS	PS	PS	PS	PS	PS
Bowers, DaQuan	5	0	0	0	PS	PS	PS	PS	PS	PS	PS	PS	PS	PS	PS	PS	PS	PS	PS	PS	PS
Braxton, Reggie	0	0	0	0	PS	PS	PS	PS	PS	PS	PS	PS	PS	PS	PS	PS	PS	PS	PS	PS	PS
Brooks, Derrick	0	0	0	0	PS	PS	PS	PS	PS	PS	PS	PS	PS	PS	PS	PS	PS	PS	PS	PS	PS
Buller, Crezian	11	3	0	2	N	P	P	P	P	P	CB	CB	CB	CB	CB	CB	CB	CB	CB	CB	CB
Casillas, Jonathan	5	3	0	2	SLB	SLB	SLB	SLB	SLB	SLB	IA	IA	IA	IA	IA	IA	IA	IA	IA	IA	IA
Cleymore, Adrian	1	1	0	0	LE	IR	IR	IR	IR	IR	IR	IR	IR	IR	IR	IR	IR	IR	IR	IR	IR
Collins, Anthony	10	10	0	6	LT	LT	LT	LT	LT	LT	LT	LT	LT	LT	LT	LT	LT	LT	LT	LT	LT
Cone, Kevin	0	0	0	0	N	N	N	N	N	N	N	N	N	N	N	N	N	N	N	N	N
Cousins, Oniel	16	7	0	0	0	P	P	P	P	P	P	P	P	P	P	P	P	P	P	P	P
David, Lavonte	14	14	0	2	WLB	WLB	WLB	WLB	WLB	WLB	WLB	WLB	WLB	WLB	WLB	WLB	WLB	WLB	WLB	WLB	WLB
Dempis, Jeff	16	0	0	0	PS	PS	PS	PS	PS	PS	PS	PS	PS	PS	PS	PS	PS	PS	PS	PS	PS
DePaola, Andrew	16	0	0	0	P	P	P	P	P	P	P	P	P	P	P	P	P	P	P	P	P
Dennis-Smith, Evan	14	10	0	0	0	C	C	C	C	C	C	C	C	C	C	C	C	C	C	C	C
Drews, Devin	14	10	0	0	0	P	P	P	P	P	P	P	P	P	P	P	P	P	P	P	P
Duncan, Devin	16	16	0	0	RT	RT	RT	RT	RT	RT	RT	RT	RT	RT	RT	RT	RT	RT	RT	RT	RT
Dunham, DeShaun	0	0	0	0	IA	IA	IA	IA	IA	IA	IA	IA	IA	IA	IA	IA	IA	IA	IA	IA	IA
Edwards, Kerem	0	0	0	9	IA	IA	IA	IA	IA	IA	IA	IA	IA	IA	IA	IA	IA	IA	IA	IA	IA
English, Larry	12	1	0	3	WR	WR	WR	WR	WR	WR	WR	WR	WR	WR	WR	WR	WR	WR	WR	WR	WR
Evans, Mike	15	15	0	0	1	WR	WR	WR	WR	WR	WR	WR	WR	WR	WR	WR	WR	WR	WR	WR	WR
Fatimulin, T.J.	10	0	0	0	0	N	N	N	N	N	N	N	N	N	N	N	N	N	N	N	N
Fields, Carlos	0	0	0	0	0	PS	PS	PS	PS	PS	PS	PS	PS	PS	PS	PS	PS	PS	PS	PS	PS
Fletcher, Dane	16	4	0	0	0	P	P	P	P	P	P	P	P	P	P	P	P	P	P	P	P
Foster, Mason	10	10	0	6	MLB	MLB	MLB	MLB	MLB	MLB	MLB	MLB	MLB	MLB	MLB	MLB	MLB	MLB	MLB	MLB	MLB
Fray, Isaiah	8	0	0	2	IA	N	N	N	N	N	N	N	N	N	N	N	N	N	N	N	N
Geibson, William	15	9	0	1	IA	RE	RE	RE	RE	RE	RE	RE	RE	RE	RE	RE	RE	RE	RE	RE	RE
Glenn, Earl	10	1	0	0	0	P	P	P	P	P	P	P	P	P	P	P	P	P	P	P	P
Glenn, Mike	0	0	0	0	0	N	N	N	N	N	N	N	N	N	N	N	N	N	N	N	N
Goldson, Dashon	6	5	10	0	0	DNP	DNP	DNP	DNP	DNP	DNP	DNP	DNP	DNP	DNP	DNP	DNP	DNP	DNP	DNP	DNP
Grabie, Jeremy	14	14	0	2	S	S	S	S	S	S	S	S	S	S	S	S	S	S	S	S	S
Grube, Jeremy	0	0	0	0	0	N	N	N	N	N	N	N	N	N	N	N	N	N	N	N	N
Herron, Robert	8	0	0	8	P	P	P	P	P	P	P	P	P	P	P	P	P	P	P	P	P
Holliday, Timón	1	1	0	0	0	0	WR	WR	WR	WR	WR	WR	WR	WR	WR	WR	WR	WR	WR	WR	WR
Jackson, Vincent	16	16	0	0	WR	WR	WR	WR	WR	WR	WR	WR	WR	WR	WR	WR	WR	WR	WR	WR	WR
James, Mike	11	0	1	4	P	P	P	P	P	P	P	P	P	P	P	P	P	P	P	P	P
Jenkins, Mike	1	0	0	0	0	P	IR	IR	IR	IR	IR	IR	IR	IR	IR	IR	IR	IR	IR	IR	IR
Johnson, Leonard	16	3	0	0	0	P	IR	IR	IR	IR	IR	IR	IR	IR	IR	IR	IR	IR	IR	IR	IR
Johnson, Michael	14	13	0	2	RE	IA	IA	IA	IA	IA	IA	IA	IA	IA	IA	IA	IA	IA	IA	IA	IA
Johnson, Richard	0	0	0	0	0	IA	IA	IA	IA	IA	IA	IA	IA	IA	IA	IA	IA	IA	IA	IA	IA
Jones, Shaun	0	0	0	0	0	N	N	N	N	N	N	N	N	N	N	N	N	N	N	N	N
Jones, Chandler	0	0	0	0	0	N	N	N	N	N	N	N	N	N	N	N	N	N	N	N	N
Kafka, Mike	0	0	3	1	PS	PS	PS	PS	PS	PS	PS	PS	PS	PS	PS	PS	PS	PS	PS	PS	PS
King, Iwaare	2	0	0	0	0	N	N	N	N	N	N	N	N	N	N	N	N	N	N	N	N
Koerner, Michael	16	0	0	0	0	P	P	P	P	P	P	P	P	P	P	P	P	P	P	P	P
Lane, Javoris	9	4	0	0	FB	P	P	P	P	P	P	P	P	P	P	P	P	P	P	P	P
Lansanah, Danny	16	11	0	0	0	P	P	P	P	P	P	P	P	P	P	P	P	P	P	P	P

# 2014 PARTICIPATION CHART

**Legend:**  
 Position Abbreviation indicates Start (e.g. RCB indicates started at right cornerback)  
 P = Played DNP = Did Not Play IA = Inactive IR = Injured Reserve N = Not on Roster PS = Practice Squad  
 PUP = Phys. Unable to Perform NFI = Res./Non-Football-Injury or Illness RES = Reserve

PLAYER	GP	GS	DNP	IA	CAR	1	2	3	4	5	6	7	8	9	10	11	12	13	14	15	16	
						STL	@ATL	@PIT	@NO	BAL	MIN	@CLE	ATL	@WAS	@CHI	CIN	@DET	@CAR	GB	NO		
Lemon, Ori	10	3	0	0	0	N	N	N	N	N	N	IA	IA	P	P	P	P	S	S	S	S	S
Magee, Brandon	9	0	0	0	0	PS	PS	PS	PS	PS	PS	IA	IA	P	P	P	P	IR	IR	IR	IR	IR
Mankins, Logan	16	16	0	0	0	LG	LG	LG	LG	LG	RB	LG	LG	LG	LG	LG	LG	LG	LG	LG	LG	LG
Martin, Doug	11	11	0	0	0	RB	RB	RB	RB	RB	IA	IA	IA	IA	IA	IA	IA	IA	IA	IA	IA	IA
Masrini, Matthew	1	0	0	0	0	PS	PS	PS	PS	PS	PS	DNP	DNP	P	P	P	P	PS	PS	PS	PS	PS
McCown, Josh	11	11	0	0	0	QB	QB	QB	QB	QB	IA	IA	IA	QB	QB	QB	QB	QB	QB	QB	QB	QB
McLoy, James	13	13	0	0	0	DT	DT	DT	DT	DT	DT	DT	DT	DT	DT	DT	DT	DT	DT	DT	DT	DT
McDonald, Bradley	13	13	0	0	0	DT	DT	DT	DT	DT	P	P	P	P	P	P	P	S	S	S	S	S
McFadden, Kimario	15	5	0	0	0	PS	PS	PS	PS	PS	PS	PS	PS	PS	PS	PS	PS	PS	PS	PS	PS	PS
Means, Steven	1	0	0	0	0	P	P	P	P	P	N	N	N	N	N	N	N	N	N	N	N	N
Melvin, Rashaun	0	0	0	0	0	IA	IA	IA	IA	IA	N	N	N	N	N	N	N	N	N	N	N	N
Murphy, Louis	11	3	0	0	0	N	N	N	N	N	P	P	P	P	P	P	WR	WR	WR	WR	WR	
Murray, Patrick	16	0	0	0	0	P	P	P	P	P	P	P	P	P	P	P	P	P	P	P	P	P
Myers, Brandon	14	7	0	0	0	TE	TE	TE	TE	TE	TE	TE	TE	TE	TE	TE	TE	TE	TE	TE	TE	TE
Onamah, Patrick	16	16	0	0	0	RG	RG	RG	RG	RG	RG	RG	RG	RG	RG	RG	RG	RG	RG	RG	RG	RG
Onuski, Chris	3	0	0	0	0	P	P	P	P	P	N	N	N	N	N	N	N	N	N	N	N	N
Page, Eric	0	0	0	0	0	IA	IA	IA	IA	IA	IA	IA	IA	IA	IA	IA	IA	IA	IA	IA	IA	IA
Pamphilis, Kevin	7	0	0	0	0	IA	IA	IA	IA	IA	IA	IA	IA	IA	IA	IA	IA	IA	IA	IA	IA	IA
Parsons, Matt	0	0	0	0	0	N	N	N	N	N	N	N	N	N	N	N	N	N	N	N	N	N
Pattin, Solomon	7	0	0	0	0	P	P	P	P	P	P	P	P	P	P	P	P	PS	PS	PS	PS	PS
Ponder, Quinton	0	0	0	0	0	N	N	N	N	N	N	N	N	N	N	N	N	N	N	N	N	N
Prior, Lomie	0	0	0	0	0	N	N	N	N	N	N	N	N	N	N	N	N	N	N	N	N	N
Raney, Bobby	15	5	0	0	0	1	P	RB	RB	RB	P	P	P	P	P	P	P	P	P	P	P	P
Robinson, Adrian	0	0	0	0	0	N	N	N	N	N	N	N	N	N	N	N	N	N	N	N	N	N
Rodriguez, Evan	1	0	0	0	0	1	N	PS	PS	PS	N	N	N	N	N	N	N	N	N	N	N	N
Schum, Jacob	0	0	0	0	0	N	N	N	N	N	N	N	N	N	N	N	N	N	N	N	N	N
Schum, Jacob	9	8	0	0	0	5	P	IA	IA	IA	TE	TE	TE	TE	TE	TE	TE	TE	TE	TE	TE	TE
Selarian-Jenkins, Austin	16	0	0	0	0	P	P	P	P	P	P	P	P	P	P	P	P	P	P	P	P	P
Shepard, Russell	1	0	0	0	0	1	N	IR	IR	IR	IA	IA	IA	IA	IA	IA	IA	IA	IA	IA	IA	IA
Stebony, Lawrence	0	0	0	0	0	WR	WR	WR	WR	WR	PS	PS	PS	PS	PS	PS	PS	PS	PS	PS	PS	PS
Stivers, Charles	0	0	0	0	0	N	N	N	N	N	N	N	N	N	N	N	N	N	N	N	N	N
Stovall, Tyre	0	0	0	0	0	N	N	N	N	N	N	N	N	N	N	N	N	N	N	N	N	N
Stuck, Taylor	0	0	0	0	0	N	N	N	N	N	N	N	N	N	N	N	N	N	N	N	N	N
Smith, Jacques	15	7	0	0	0	0	N	P	P	P	P	P	P	P	P	P	RE	RE	RE	RE	RE	RE
Solomon, Scott	6	0	0	0	0	0	N	P	P	P	P	P	P	P	P	P	LE	LE	LE	LE	LE	LE
Sone, Yamah	0	0	0	0	0	0	N	N	N	N	N	N	N	N	N	N	N	N	N	N	N	N
Spence, Meem	16	5	0	0	0	0	P	P	P	P	P	P	P	P	P	P	P	P	P	P	P	P
Stecker, Luke	13	7	0	0	0	3	TE	TE	TE	TE	TE	TE	TE	TE	TE	TE	TE	TE	TE	TE	TE	TE
Tandy, Keith	15	0	0	0	0	1	P	P	P	P	P	P	P	P	P	P	P	P	P	P	P	P
Thigpen, Marcus	4	0	0	0	0	0	N	N	N	N	N	N	N	N	N	N	N	N	N	N	N	N
Thompson, Ian	0	0	0	0	0	0	N	N	N	N	N	N	N	N	N	N	N	N	N	N	N	N
Uke, George	1	0	0	0	0	1	N	CB	CB	CB	IA	IA	IA	IA	IA	IA	IA	IA	IA	IA	IA	IA
Werner, Alterraun	14	14	0	0	0	7	CB	CB	CB	CB	CB	CB	CB	CB	CB	CB	CB	CB	CB	CB	CB	CB
Werner, Terrell	0	0	0	0	0	0	N	N	N	N	N	N	N	N	N	N	N	N	N	N	N	N
Williams, D.J.	0	0	0	0	0	0	N	N	N	N	N	N	N	N	N	N	N	N	N	N	N	N
Williams, James	3	0	0	0	0	0	N	N	N	N	N	N	N	N	N	N	N	N	N	N	N	N
Wilson, C.J.	2	0	0	0	0	2	N	PS	PS	PS	PS	PS	PS	PS	PS	PS	PS	PS	PS	PS	PS	PS
Wright, Major	12	7	1	1	1	P	P	P	P	P	P	P	P	P	P	P	P	P	P	P	P	P

# PERSONNEL LOG - 2014 SEASON

January 2	Named <b>Lovie Smith</b> as head coach.	March 23	Traded C/G <b>Jeremy Zuttah</b> to the Baltimore Ravens for an undisclosed 2015 NFL Draft pick.
January 4	Named <b>Jeff Tedford</b> as offensive coordinator.	March 26	Signed WR <b>Louis Murphy</b> .
January 6	Named <b>Leslie Frazier</b> as defensive coordinator. Signed DB <b>Marc Anthony</b> , T <b>Emmett Cleary</b> , G <b>Jace Daniels</b> , DT <b>Everett Dawkins</b> , DB <b>Bobby Felder</b> , G <b>Jason Foster</b> , DT <b>David Hunter</b> , K <b>Patrick Murray</b> , QB <b>Jordan Rodgers</b> , LS <b>Patrick Scales</b> , P <b>Jacob Schum</b> and WR <b>Tommy Streeter</b> .	April 4	Traded WR <b>Mike Williams</b> to the Buffalo Bills for an undisclosed 2014 NFL Draft pick.
January 7	Dismissed Defensive Coordinator <b>Bill Sheridan</b> , Offensive Coordinator <b>Mike Sullivan</b> , Special Teams Coordinator <b>Dave Wannstedt</b> , Tight Ends Coach <b>Brian Angelichio</b> , Offensive Line Coach <b>Bob Bostad</b> , Head Strength and Conditioning Coach <b>Jay Butler</b> , Running Backs Coach <b>Earnest Byner</b> , Pass Rush Specialist <b>Bryan Cox</b> , Special Assistant to the Head Coach <b>Butch Davis</b> , Assistant Defensive Coordinator <b>Bob Fraser</b> , Assistant Special Teams Coach <b>Phil Galiano</b> , Wide Receivers Coach <b>John Garrett</b> , Assistant Strength & Conditioning Coach <b>Bob Gilmartin</b> , Safeties Coach <b>Jeff Hafley</b> , Assistant Offensive Line Coach <b>Steve Loney</b> , Defensive Assistant <b>Tem Lukabu</b> , Director of Football Operations <b>Kevin MacConnell</b> , Offensive Assistant <b>Ben McDaniels</b> , Quarterbacks Coach <b>John McNulty</b> , Defensive Line Coach <b>Randy Melvin</b> , Cornerbacks Coach <b>Tony Oden</b> and Linebackers Coach <b>Robb Smith</b> .	April 7	Signed WR <b>Lavelle Hawkins</b> and S <b>Major Wright</b> . Waived LB <b>Marvin Booker</b> .
January 9	Named <b>Marcus Arroyo</b> as quarterbacks coach, <b>Joe Cullen</b> as defensive line coach, <b>Andrew Hayes-Stoker</b> as wide receivers coach, <b>Dave Kennedy</b> as head strength and conditioning coach, <b>Larry Marmie</b> as senior defensive assistant, <b>Hardy Nickerson</b> as linebacker coach, <b>Kevin O'Dea</b> as special teams coordinator, <b>Mikal Smith</b> as safeties coach, <b>Tim Spencer</b> as running backs coach, <b>Ben Steele</b> as offensive quality control and <b>Matt Wiegand</b> as assistant offensive line coach.	April 9	Waived LS <b>Patrick Scales</b> .
January 10	Named <b>Gill Byrd</b> as cornerbacks coach.	May 12	Signed C <b>Josh Allen</b> , LB <b>Nate Askew</b> , WR <b>Aaron Burks</b> , DT <b>Euclid Cummings</b> , CB <b>Keith Lewis</b> , G <b>Andrew Miller</b> , T <b>Matt Patchan</b> , WR <b>Solomon Patton</b> , QB <b>Brett Smith</b> , DE <b>Chaz Sutton</b> and S <b>Mycal Swaim</b> . Waived TE <b>Josh Baker</b> and CB <b>Bobby Felder</b> . Released TE <b>Steve Maneri</b> .
January 16	Named <b>Dave Borgonzi</b> as defensive quality control and Jon Embree as tight ends coach.	May 13	Signed LB <b>Steven Jenkins</b> . Waived RB <b>Michael Smith</b> .
January 18	Named <b>George Warhop</b> as offensive line coach.	May 14	Signed LS <b>Andrew DePaola</b> . Waived CB <b>Anthony Gaitor</b> .
January 21	Named <b>Jason Licht</b> as general manager.	May 15	Named <b>Jon Robinson</b> as Director of Player Personnel and <b>Andy Speyer</b> as National Scout. Signed RB <b>Brendan Bigelow</b> .
January 24	Named <b>Mike Phair</b> as assistant defensive line coach and <b>Carlos Polk</b> as assistant special teams coach.	May 16	Signed G <b>Kadeem Edwards</b> and WR <b>Robert Herron</b> .
February 7	Named <b>Bobby Slater</b> as head athletic trainer.	May 17	Released TE <b>Tom Crabtree</b> .
February 10	Signed QB <b>Mike Kafka</b> . Waived G/T <b>Gabe Carimi</b> , RB <b>Michael Hill</b> and QB <b>Jordan Rodgers</b> . Released DT <b>Derek Landri</b> .	May 19	Signed T <b>Kevin Pamphile</b> .
February 14	Signed TE <b>Steve Maneri</b> and CB <b>D.J. Moore</b> .	May 21	Signed TE <b>Cameron Brate</b> , WR <b>Quintin Payton</b> , QB <b>Alex Tanney</b> and TE <b>Ian Thompson</b> . Waived DL <b>David Hunter</b> , P <b>Jacob Schum</b> and QB <b>Brett Smith</b> .
February 18	Signed LB <b>Damaso Munoz</b> .	May 23	Named <b>Mike Biehl</b> as Director of College Scouting.
March 5	Re-signed RB <b>Bobby Rainey</b> .	May 30	Signed CB <b>Quinton Pointer</b> . Waived CB <b>Marc Anthony</b> .
March 7	Re-signed LB <b>Jonathan Casillas</b> .	June 12	Signed WR <b>Mike Evans</b> and RB <b>Charles Sims</b> .
March 8	Released G <b>Davin Joseph</b> .	June 13	Signed DE <b>Ronald Talley</b> . Waived WR <b>Aaron Burks</b> and DT <b>Everett Dawkins</b> .
March 11	Re-signed CB <b>Deveron Carr</b> , OL <b>Jamon Meredith</b> and WR <b>Eric Page</b> . Released K <b>Lawrence Tynes</b> .	June 17	Waived T <b>Emmett Cleary</b> and LB <b>Steven Jenkins</b> .
March 12	Signed DE <b>Michael Johnson</b> , DT <b>Clinton McDonald</b> , TE <b>Brandon Myers</b> and CB <b>Alterraun Verner</b> . Released CB <b>Darrelle Revis</b> .	June 19	Signed WR <b>David Gettis</b> and TE <b>Austin Seferian-Jenkins</b> .
March 13	Signed T <b>Anthony Collins</b> and QB <b>Josh McCown</b> . Released T <b>Donald Penn</b> .	July 22	Signed LB <b>Jeremy Grable</b> and T <b>J.B. Shugarts</b> . Released CB <b>D.J. Moore</b> .
March 14	Signed C/G <b>Evan Dietrich-Smith</b> .	July 24	Awarded LB <b>Brandon Magee</b> off of waivers from the Cleveland Browns. Placed DE <b>Ronald Talley</b> on Active/Non-Football Injury list.
March 17	Signed OL <b>Oniel Cousins</b> and LB <b>Dane Fletcher</b> .	July 28	Signed DT <b>Jibreel Black</b> and CB <b>Anthony Gaitor</b> . Waived RB <b>Brendan Bigelow</b> and WR <b>Quintin Payton</b> .
March 18	Signed LS <b>Jeremy Cain</b> .	July 30	Signed CB <b>Kip Edwards</b> . Released G <b>Carl Nicks</b> .
March 20	Signed CB <b>Mike Jenkins</b> .	August 3	Activated DE <b>Ronald Talley</b> from Active/Non-Football Injury list.
		August 4	Signed S <b>Mark Joyce</b> . Waived (injured) WR <b>David Gettis</b> .
		August 5	Signed DE <b>Ryne Giddins</b> and DE <b>James Ruffin</b> . Waived (injured) LB <b>Jeremy Grable</b> and S <b>Mycal Swaim</b> .
		August 10	Waived S <b>Mark Joyce</b> .
		August 12	Signed DE <b>T.J. Fatinikun</b> .
		August 14	Signed DE <b>Larry English</b> . Waived (injured) DT <b>Jibreel Black</b> .
		August 20	Awarded T <b>Edwan Coughman</b> off of waivers from the Buffalo Bills. Released WR <b>Lavelle Hawkins</b> .
		August 21	Traded S <b>Kelcie McCray</b> to the Kansas City Chiefs in exchange for G <b>Rishaw Johnson</b> . Signed G <b>R.J. Mattes</b> . Waived DE <b>James Ruffin</b> .

August 24	Released LS <b>Jeremy Cain</b> . Waived DT <b>Euclid Cummings</b> , OL <b>Jace Daniels</b> , WR <b>Skye Dawson</b> , OL <b>Jason Foster</b> , DE <b>Ryne Giddins</b> , G R.J. <b>Mattes</b> , WR <b>Eric Page</b> , WR <b>Tommy Streeter</b> , DE <b>Chaz Sutton</b> , QB <b>Alex Tanney</b> , FB <b>Ian Thompson</b> .	October 21	Signed WR/KR/PR <b>Trindon Holliday</b> . Promoted DE <b>T.J. Fatinikun</b> from the practice squad to the active roster. Waived WR <b>Solomon Patton</b> and DE <b>Scott Solomon</b> . Placed DE <b>Da'Quan Bowers</b> on the Reserve/Suspended list. Signed LB <b>Mister Alexander</b> and WR <b>Marcus Thigpen</b> to the practice squad. Released LB <b>Shayne Skov</b> from the practice squad.
August 25	Waived LB <b>Damaso Munoz</b> .	October 23	Signed LB <b>Orie Lemon</b> .
August 26	Traded TE <b>Tim Wright</b> and an undisclosed 2015 NFL Draft pick to the New England Patriots in exchange for G <b>Logan Mankins</b> . Awarded DB <b>Marc Anthony</b> off of waivers from the Tennessee Titans. Awarded OL <b>Jeremiah Warren</b> off of waivers from the Cleveland Browns. Waived (injured) T <b>Matt Patchan</b> . Waived CB <b>Deveron Carr</b> and T <b>J.B. Shugarts</b> . Placed CB <b>Danny Gorrer</b> on Injured Reserve.	October 27	Waived QB <b>Mike Kafka</b> . Released WR <b>Eric Page</b> from the Practice Squad. Placed CB <b>Derrius Brooks</b> on Practice Squad Injured Reserve.
August 27	Released CB <b>Danny Gorrer</b> from Injured Reserve with an injury settlement.	October 28	Traded S <b>Mark Barron</b> to the St. Louis Rams and LB <b>Jonathan Casillas</b> to the New England Patriots for undisclosed draft picks. Signed WR <b>Tavarres King</b> to the practice squad.
August 29	Released K <b>Connor Barth</b> , DE <b>Larry English</b> and OL <b>Jamon Meredith</b> . Waived DB <b>Marc Anthony</b> , LB <b>Nate Askew</b> , T <b>Edawn Coughman</b> , CB <b>Kip Edwards</b> , DE T.J. <b>Fatinikun</b> , CB <b>Anthony Gaitor</b> , LB <b>Ka'Lial Glaud</b> , CB <b>Keith Lewis</b> , OL <b>Andrew Miller</b> , FB <b>Lonnie Pryor</b> and OL <b>Jeremiah Warren</b> .	October 29	Signed QB <b>Mike Kafka</b> to the practice squad.
August 30	Released DL <b>Ronald Talley</b> and S <b>Major Wright</b> . Waived TE <b>Cameron Brate</b> , RB <b>Jeff Demps</b> , QB <b>Mike Kafka</b> , LB <b>Brandon Magee</b> , DT <b>Matthew Masifilo</b> and WR <b>Solomon Patton</b> .	November 1	Activated RB <b>Charles Sims</b> from the Injured Reserve/ Designated to Return list. Promoted DT <b>Matthew Masifilo</b> and WR <b>Marcus Thigpen</b> from the practice squad to the active roster. Waived (injured) WR/KR/PR <b>Trindon Holliday</b> .
August 31	Awarded OL <b>Garrett Gilkey</b> off of waivers from the Cleveland Browns. Waived OL <b>Josh Allen</b> . Signed TE <b>Cameron Brate</b> , RB <b>Jeff Demps</b> , QB <b>Mike Kafka</b> , LB <b>Brandon Magee</b> , DT <b>Matthew Masifilo</b> and WR <b>Solomon Patton</b> to the practice squad.	November 3	Suspension lifted for DE <b>Da'Quan Bowers</b> and FB <b>Jorvorskie Lane</b> . Waived DT <b>Matthew Masifilo</b> . Released LB <b>Mister Alexander</b> and FB <b>Lonnie Pryor</b> from the practice squad. Signed LB <b>Denicos Allen</b> , TE <b>Ted Bolser</b> and T <b>Matt Patchan</b> to the practice squad.
September 1	Signed CB <b>Derrius Brooks</b> , CB <b>Brandon Dixon</b> , LB <b>Carlos Fields</b> and S <b>Kimario McFadden</b> to the practice squad.	November 4	Released DE <b>George Uko</b> from the practice squad.
September 3	Placed RB <b>Charles Sims</b> on Injured Reserve/Designated to Return. Signed S <b>Major Wright</b> .	November 5	Signed DT <b>Matthew Masifilo</b> and CB <b>Quinton Pointer</b> to the practice squad.
September 6	Promoted CB <b>Brandon Dixon</b> and WR <b>Solomon Patton</b> from the practice squad to the active roster. Released WR <b>Louis Murphy</b> . Waived CB <b>Quinton Pointer</b> .	November 11	Placed G <b>Kadeem Edwards</b> on Injured Reserve. Released LB <b>Denicos Allen</b> from the practice squad.
September 9	Signed DE <b>Larry English</b> . Waived DE Steven Means. Signed DB <b>C.J. Wilson</b> to the practice squad.	November 12	Promoted CB <b>C.J. Wilson</b> from the practice squad to the active roster. Signed LB <b>Jeremy Grable</b> and G <b>Jeremiah Warren</b> to the practice squad..
September 10	Placed CB <b>Mike Jenkins</b> on Injured Reserve. Awarded DE <b>Jacques Smith</b> off of waivers from the Buffalo Bills. Signed CB <b>Crezdon Butler</b> . Waived DE <b>Scott Solomon</b> .	November 14	Signed P <b>Jacob Schum</b> to the Practice Squad. Placed LB <b>Jeremy Grable</b> on Practice Squad Injured Reserve.
September 12	Placed DE <b>Adrian Clayborn</b> on Injured Reserve. Signed DE <b>Scott Solomon</b> .	November 17	Released P <b>Jacob Schum</b> from the Practice Squad. Waived WR/KR/PR <b>Trindon Holliday</b> from Injured Reserve.
September 15	Promoted LB <b>Brandon Magee</b> from the practice squad to the active roster. Waived (injured) CB <b>Rashaan Melvin</b> . Signed LB <b>Ka'Lial Glaud</b> to the practice squad.	November 19	Signed DE <b>George Uko</b> from the practice squad.
September 22	Released S <b>Kimario McFadden</b> from the practice squad.	November 24	Placed FB <b>Jorvorskie Lane</b> on Injured Reserve.
September 23	Signed WR <b>Louis Murphy</b> . Waived WR <b>Chris Owusu</b> . Released LB <b>Ka'Lial Glaud</b> and DE <b>Adrian Robinson</b> from the practice squad.	November 25	Promoted TE <b>Cameron Brate</b> from the practice squad to the active roster. Signed TE <b>D.J. Williams</b> . Waived WR <b>Marcus Thigpen</b> . Signed LB <b>Denicos Allen</b> , FB <b>Evan Rodriguez</b> and <b>Taylor Sloat</b> to the Practice Squad. Released TE <b>Ted Bolser</b> and CB <b>Quinton Pointer</b> from the Practice Squad.
September 24	Signed DE T.J. <b>Fatinikun</b> , LB <b>Shayne Skov</b> and TE <b>Ian Thompson</b> to the practice squad.	November 29	Promoted C <b>Josh Allen</b> from the practice squad to the active roster. Waived CB <b>C.J. Wilson</b> .
September 25	Promoted QB <b>Mike Kafka</b> from the practice squad to the active roster. Waived G <b>Rishaw Johnson</b> . Signed OL <b>Josh Allen</b> to the practice squad.	December 2	Signed WR <b>Solomon Patton</b> from the Arizona Cardinals' practice squad to the active roster. Waived TE <b>D.J. Williams</b> . Signed CB <b>C.J. Wilson</b> to the practice squad.
October 1	Signed WR <b>Kevin Cone</b> and TE <b>Taylor Sloat</b> to the practice squad. Released LB <b>Carlos Fields</b> and TE <b>Ian Thompson</b> from the practice squad.	December 8	Signed LB <b>Jason Williams</b> . Placed LB <b>Brandon Magee</b> on Injured Reserve.
October 8	Signed WR <b>Eric Page</b> to the practice squad. Released TE <b>Taylor Sloat</b> from the practice squad.	December 9	Released TE <b>Taylor Sloat</b> from practice squad.
October 13	Signed FB <b>Lonnie Pryor</b> and DE <b>George Uko</b> to the practice squad. Released WR <b>Kevin Cone</b> and RB <b>Jeff Demps</b> from the practice squad.	December 10	Signed LB <b>Ka'Lial Glaud</b> to the practice squad.
October 15	Signed CB <b>Isaiah Frey</b> . Placed FB <b>Jorvorskie Lane</b> on the Reserve/Suspended list.	December 16	Placed DT <b>Gerald McCoy</b> , WR <b>Louis Murphy</b> and TE <b>Austin Seferian-Jenkins</b> on Injured Reserve. Promoted WR <b>Tavarres King</b> , TE <b>Evan Rodriguez</b> and DT <b>George Uko</b> from practice squad. Released CB <b>Crezdon Butler</b> . Signed DL <b>Lawrence Sidbury</b> Signed WR <b>Chandler Jones</b> and CB <b>Varmah Sonie</b> to practice squad.
		December 20	Promoted CB <b>C.J. Wilson</b> from the practice squad to the active roster. Placed S <b>Major Wright</b> on Injured Reserve.
		December 23	Signed S <b>Shelton Johnson</b> to the practice squad.
		December 26	Signed WR <b>Louis Murphy</b> to contract extension.

## 2014 TEAM

## GAME-BY-GAME OFFENSIVE STATISTICS

OFFENSE	CAR 9/7	STL 9/14	@ATL 9/18	@PIT 9/28	@NO 10/5	BAL 10/12	MIN 10/26	@CLE 11/2	ATL 11/9	@WAS 11/16	@CHI 11/23	CIN 11/30	@DET 12/7	@CAR 12/14	GB 12/21	NO 12/28
FIRST DOWNS	17	18	10	21	20	22	15	20	23	12	17	14	15	15	6	18
BY RUSHING	5	8	3	7	4	5	3	7	5	3	3	4	0	6	1	8
BY PASSING	10	7	7	11	13	14	9	11	17	8	14	7	11	9	5	9
BY PENALTY	2	3	0	3	3	3	3	2	1	1	0	3	4	0	0	1
3RD DOWN CONVERSIONS	6	4	3	7	3	2	1	4	12	3	7	2	4	5	4	9
3RD DOWN ATTEMPTS	12	8	13	13	9	12	12	12	17	10	17	11	14	12	14	17
4TH DOWN CONVERSIONS	0	0	1	0	0	0	2	0	0	0	0	0	0	0	1	0
4TH DOWN ATTEMPTS	0	0	1	1	0	2	2	1	1	0	1	1	1	0	1	0
TOTAL NET YARDS	264	332	217	350	314	364	225	365	373	329	367	263	233	287	109	280
TOTAL OFFENSIVE PLAYS	55	52	57	63	54	67	56	61	70	46	75	55	59	54	47	65
AVG. GAIN PER PLAY	4.8	6.4	3.8	5.6	5.8	5.4	4.0	6.0	5.3	7.2	4.9	4.8	3.9	5.3	2.3	4.3
NET YARDS RUSHING	102	157	64	63	66	87	66	113	92	48	66	75	26	151	16	183
TOTAL RUSHING PLAYS	17	30	18	19	21	18	23	26	23	21	22	25	14	23	14	39
AVG. GAIN PER RUSH	6.0	5.2	3.6	3.3	3.1	4.8	2.9	4.3	4.0	2.3	3.0	3.0	1.9	6.6	1.1	4.7
NET YARDS PASSING	162	175	153	287	248	277	159	252	281	281	301	188	207	136	93	97
SACKED	3	1	3	1	1	5	5	2	4	2	5	1	6	3	7	3
YARDS LOST ON SACKS	21	4	26	15	1	37	12	8	20	7	40	2	43	18	54	18
GROSS YARDS PASSING	183	179	179	302	249	314	171	260	301	288	341	190	250	154	147	115
PASS COMPLETIONS	22	16	22	21	19	24	19	17	27	15	25	15	20	13	12	14
PASS ATTEMPTS	35	21	36	43	32	44	28	33	43	23	48	29	39	28	26	23



# 2014 TEAM

## GAME-BY-GAME OFFENSIVE STATISTICS

OFFENSE	CAR 9/7	STL 9/14	@ATL 9/18	@PIT 9/28	@NO 10/5	BAL 10/12	MIN 10/26	@CLE 11/2	ATL 11/9	@WAS 11/16	@CHI 11/23	CIN 11/30	@DET 12/7	@CAR 12/14	GB 12/21	NO 12/28
PERCENTAGE	62.9	76.2	61.1	48.8	59.4	54.5	67.9	51.5	62.8	65.2	52.1	51.7	51.3	46.4	46.2	60.9
INTERCEPTIONS	2	1	1	1	1	1	1	2	2	0	2	1	2	1	1	1
FUMBLES	3	1	5	0	2	1	2	0	1	2	4	2	1	4	1	0
FUMBLES LOST	1	0	4	0	0	0	1	0	1	1	2	0	1	2	0	0
TURNOVERS	3	1	5	1	1	1	2	2	3	1	4	1	3	3	1	1
PENALTIES	3	4	11	9	15	5	8	4	10	11	9	13	5	4	3	4
PENALTY YARDS	15	30	110	50	113	43	52	33	79	101	87	94	50	29	30	23
PUNTS	5	2	7	3	4	5	7	4	3	4	6	6	6	5	8	4
GROSS PUNTING AVG.	44.0	27.0	43.9	35.3	40.5	37.2	43.1	30.3	30.3	41.3	40.5	41.5	42.5	38.8	42.0	40.8
NET PUNTING AVG.	36.8	27.5	34.1	35.3	40.5	34.2	39.6	30.3	30.3	39.5	37.2	38.3	40.7	35.2	41.5	40.0
TD RUSHING	0	2	0	1	1	0	0	0	0	0	0	1	0	1	0	1
TD PASSING	2	0	1	2	2	2	1	2	2	2	1	0	2	1	0	1
TD RETURNS	0	0	1	0	1	0	0	0	0	1	0	0	0	0	0	0
2-PT. CONVERSIONS MADE	0	0	0	0	0	0	0	0	0	0	0	0	0	0	0	0
2-PT. CONVERSIONS ATT.	0	0	0	0	0	0	0	0	0	0	0	0	0	0	0	0
FIELD GOALS MADE	0	1	0	2	1	1	2	1	1	2	2	2	1	1	1	2
FIELD GOAL ATTEMPTS	0	2	0	2	1	2	2	3	1	2	2	2	1	1	1	2
SAFETIES	0	0	0	0	0	0	0	0	0	0	0	0	0	0	0	0
TOTAL POINTS	14	17	14	27	31	17	13	17	17	27	13	13	17	17	3	20
TIME OF POSSESSION	24:48	27:55	27:21	25:45	27:04	27:46	29:43	30:32	30:12	25:49	30:10	29:23	23:25	22:37	21:22	32:47

## 2014 TEAM

## GAME-BY-GAME DEFENSIVE STATISTICS

DEFENSE	CAR 9/7	STL 9/14	@ATL 9/18	@PIT 9/28	@NO 10/5	BAL 10/12	MIN 10/26	@CLE 11/2	ATL 11/9	@WAS 11/16	@CHI 11/23	CIN 11/30	@DET 12/7	@CAR 12/14	GB 12/21	NO 12/28
FIRST DOWNS	19	20	26	27	34	23	22	19	19	20	12	19	22	28	23	20
BY RUSHING	5	6	7	6	12	9	6	3	6	9	4	7	3	9	6	5
BY PASSING	14	14	17	18	17	13	12	16	10	8	6	10	19	18	17	14
BY PENALTY	0	0	2	3	5	1	4	0	3	3	2	2	0	1	0	1
THIRD DOWN CONVERSIONS	6	5	8	6	6	7	6	5	6	4	4	5	7	5	6	7
THIRD DOWN ATTEMPTS	15	11	11	14	13	13	15	14	12	13	16	11	15	13	13	14
FOURTH DOWN CONVERSIONS	1	0	0	1	0	0	0	1	0	1	0	0	0	0	0	1
FOURTH DOWN ATTEMPTS	1	0	0	1	0	0	0	2	0	1	0	0	2	0	1	1
TOTAL NET YARDS	334	339	488	390	511	475	332	330	322	322	204	288	407	392	431	338
TOTAL OFFENSIVE PLAYS	68	60	65	73	86	63	65	65	60	69	56	58	69	75	72	63
AVG. GAIN PER PLAY	4.9	5.7	7.5	5.3	5.9	7.5	5.1	5.1	5.4	4.7	3.6	5.0	5.9	5.2	6.0	5.4
NET YARDS RUSHING	113	119	144	85	140	169	97	56	110	155	92	112	113	123	121	70
TOTAL RUSHING PLAYS	33	29	36	27	29	35	22	27	28	31	26	28	31	32	31	23
AVG. GAIN PER RUSH	3.4	4.1	4.0	3.1	4.8	4.8	4.4	2.1	3.9	5.0	3.5	4.0	3.6	3.8	3.9	3.0
NET YARDS PASSING	221	220	344	305	371	306	235	274	212	167	112	176	294	269	310	268
SACKED	1	2	1	5	0	0	1	4	1	6	3	2	4	3	1	2
YARDS LOST ON SACKS	9	15	6	26	0	0	6	26	7	40	18	11	17	8	8	13
GROSS YARDS PASSING	230	235	350	331	371	306	241	300	219	207	130	187	311	277	318	281
PASS COMPLETIONS	24	22	24	30	35	21	24	21	20	23	17	20	26	25	31	24
PASS ATTEMPTS	34	29	28	41	57	28	42	34	31	32	27	28	34	40	40	38

# 2014 TEAM GAME-BY-GAME DEFENSIVE STATISTICS

DEFENSE	CAR 9/7	STL 9/14	@ATL 9/18	@PIT 9/28	@NO 10/5	BAL 10/12	MIN 10/26	@CLE 11/2	ATL 11/9	@WAS 11/16	@CHI 11/23	CIN 11/30	@DET 12/7	@CAR 12/14	GB 12/21	NO 12/28
PERCENTAGE	70.6	75.9	85.7	73.2	61.4	75.0	57.1	61.8	64.5	71.9	63.0	71.4	76.5	62.5	77.5	63.2
INTERCEPTIONS	0	0	1	0	3	0	0	2	0	2	0	3	0	0	0	3
FUMBLES	1	2	4	2	0	1	0	0	0	4	1	0	3	4	2	1
FUMBLES LOST	0	1	3	1	0	1	0	0	0	1	1	0	1	1	1	0
TURNOVERS	0	1	4	1	3	1	0	2	0	3	1	3	1	1	1	3
PENALTIES	6	5	5	13	6	8	6	7	5	9	6	10	9	4	5	2
PENALTY YARDS	55	65	50	125	50	70	59	44	30	67	45	73	122	25	40	15
PUNTS	6	2	2	4	2	2	8	5	3	4	9	6	3	3	2	3
GROSS PUNTING AVG.	47.0	49.0	42.0	37.0	48.5	59.5	44.8	36.8	48.0	44.3	40.8	48.2	51.7	33.0	34.5	52.0
NET PUNTING AVG.	37.7	49.0	37.5	29.8	33.0	46.0	35.1	36.8	30.3	34.3	39.4	41.3	45.0	33.0	34.5	40.7
TD RUSHING	0	1	3	0	2	1	0	0	1	0	2	1	1	0	1	2
TD PASSING	2	0	3	3	2	5	1	2	1	1	1	1	3	1	1	1
TD RETURNS	0	0	2	0	0	0	1	0	0	0	0	0	0	0	0	0
2-PT. CONVERSIONS MADE	0	0	0	0	0	0	0	0	1	0	0	0	0	0	0	0
2-PT. CONVERSIONS ATT.	0	0	0	0	1	0	0	1	1	0	0	0	0	0	0	0
FIELD GOALS MADE	2	4	0	1	3	2	2	3	4	0	0	0	2	4	2	0
FIELD GOAL ATTEMPTS	3	4	1	2	3	3	3	3	4	2	1	0	2	5	3	0
SAFETIES	0	0	0	0	0	0	0	0	0	0	0	0	0	0	0	1
TOTAL POINTS	20	19	56	24	37	48	19	22	27	7	21	14	34	19	20	23
TIME OF POSSESSION	35:12	32:05	32:39	34:15	38:32	32:14	30:34	29:28	29:48	34:11	29:50	30:37	36:35	37:23	38:38	27:13

# 2014 INDIVIDUAL GAME-BY-GAME STATISTICS

## 2014 Game-By-Game Rushing

	MIKE GLENNON				MIKE JAMES				JORVORSKIE LANE				DOUG MARTIN				JOSH MCCOWN									
	NO	YDS	AVG	LG	TDS	NO	YDS	AVG	LG	TDS	NO	YDS	AVG	LG	TDS	NO	YDS	AVG	LG	TDS	NO	YDS	AVG	LG	TDS	
9/7																										
9/14	CAROLINA					6	0	0.0	0	0	54	54.0	54	0	0	9	9	1.0	4	0	3	27	9.0	13	0	
9/18	ST. LOUIS					6	7	1.2	8	0	0	0.0	0	0	0	0						2	6	3.0	5	2
9/28	@Atlanta					4	4	1.0	3	0	0	0.0	0	0	0	0						0	0	0.0	0	0
10/5	@Pittsburgh					0	0	0.0	0	0	1	2	2.0	2	0	13	40	3.1	9	1	0					
10/12	@New Orleans					0	0	0.0	0	0	0	0.0	0	0	0	14	45	3.2	16	0	0					
10/26	BALTIMORE					0	0	0.0	0	0	0	0.0	0	0	0	11	45	4.1	19	0	0					
11/2	MINNESOTA					3	17	4.3	6	0	1	1	1.0	1	0	10	27	2.7	7	0	0					
11/9	@Cleveland					3	13	5.7	9	0	4	9	2.3	6	0	0										
11/16	ATLANTA					4	16	4.0	9	0	0	0.0	0	0	0	0						5	39	7.8	15	0
11/23	@Washington					4				0	0	0.0	0	0	0	0						3	8	2.7	5	0
11/30	@Chicago					0	0	0.0	0	0	1	2	2.0	2	0	11	27	2.5	10	0	3	12	4.0	10	0	
12/7	CINCINNATI					0	0	0.0	0	0					0	18	58	3.2	10	1	1	0	0.0	0	0	
12/14	@Detroit					0	0	0.0	0	0					5	22	4.4	9	0	4	8	2.0	3	0	0	
12/21	@Carolina					0	0	0.0	0	0					0	14	96	6.9	63	0	2	21	10.5	16	1	
12/28	GREEN BAY					0	0	0.0	0	0					0	10	17	1.7	4	0	0	0	0.0	0	0	
Totals	NEW ORLEANS					10	49	4.9	19	0	19	37	1.9	9	0	134	494	3.7	63	2	25	127	5.1	16	3	

	BOBBY RAINNEY				CHARLES SIMS				OTHER						
	NO	YDS	AVG	LG	TDS	NO	YDS	AVG	LG	TDS	NO	YDS	AVG	LG	TDS
9/7															
9/14	CAROLINA	4	12	3.0	6	0									
9/18	ST. LOUIS	22	144	6.5	31	0									
9/28	@Atlanta	11	41	3.7	8	0									
10/5	@Pittsburgh	4	2	0.5	3	0					1	19	19.0	19	0
10/12	@New Orleans	6	21	3.5	9	1									
10/26	BALTIMORE	7	42	6.0	21	0									
10/26	MINNESOTA	8	25	3.1	13	0					1	0	0.0	0	0
11/2	@Cleveland	19	87	4.6	21	0									
11/9	ATLANTA	6	14	2.3	8	0					8	23	2.9	6	0
11/16	@Washington	5	4	0.8	2	0					13	36	2.8	12	0
11/23	@Chicago	1	3	3.0	3	0					6	22	3.7	10	0
11/30	CINCINNATI	1	11	11.0	11	0					5	6	1.2	5	0
12/7	@Detroit	0	0	0.0	0	0					5	-4	-0.8	3	0
12/14	@Carolina	0	0	0.0	0	0					7	34	4.9	18	0
12/21	GREEN BAY	0	0	0.0	0	0					4	-1	-0.3	1	0
12/28	NEW ORLEANS	0	0	0.0	0	0					18	69	3.8	20	1
Totals		94	406	4.3	31	1	66	185	2.8	20	1				

# 2014 INDIVIDUAL GAME-BY-GAME STATISTICS

## 2014 Game-By-Game Passing

	MIKE GLENNON										JOSH MCCOWN										OTHER				
	ATT	CMP	YDS	PCT	TDS	INTS	SKD	YDS	ATT	CMP	YDS	PCT	TDS	INTS	SKD	YDS	ATT	CMP	YDS	PCT	TDS	INTS	SKD	YDS	
9/7																									
9/14	CAROLINA																								
9/18	ST. LOUIS																								
9/28	@Atlanta	24	17	121	70.8	1	0	2	18	12	58	41.7	0	1	1	8									
10/5	@Pittsburgh	42	21	302	50.0	2	1	1	15																
10/12	@New Orleans	32	19	249	59.4	2	1	1	1																
10/26	BALTIMORE	44	24	314	54.5	2	1	5	37																
11/2	MINNESOTA	28	19	171	67.9	1	1	5	12																
11/2	@Cleveland	33	17	260	51.5	2	2	2	8																
11/9	ATLANTA																								
11/16	@Washington																								
11/16	@Washington																								
11/23	@Chicago																								
11/30	@Chicago																								
11/30	CINCINNATI																								
12/7	@Detroit																								
12/14	@Carolina																								
12/21	GREEN BAY																								
12/28	NEW ORLEANS																								
Totals		203	117	1,417	57.6	10	6	16	91	327	184	2,206	56.3	11	14	36	235								

## 2014 Game-By-Game Receiving

	MIKE EVANS										ROBERT HERRON										VINCENT JACKSON										MIKE JAMES										JORDVORSKIE LANE									
	NO	YDS	AVG	LG	TDS	NO	YDS	AVG	LG	TDS	NO	YDS	AVG	LG	TDS	NO	YDS	AVG	LG	TDS	NO	YDS	AVG	LG	TDS	NO	YDS	AVG	LG	TDS																				
9/7																																																		
9/14	CAROLINA	5	37	7.4	11	0	0	0	0	4	36	9.0	15	0	0	0	0	0	0	0	0	0	0	0	0	0	0	0	0	0																				
9/14	ST. LOUIS	4	49	12.3	29	0	2	13	6.5	8	0	4	51	12.8	20	0	0	0	0	0	0	0	0	0	0	0	0	0	0	0																				
9/18	@Atlanta	4	52	13.0	36	0	1	5	5.0	5	0	2	15	7.5	12	1	1	-5	0	0	0	0	0	0	0	0	0	0	0	0																				
9/28	@Pittsburgh	4	65	16.3	40	1																																												
10/5	@New Orleans																																																	
10/12	BALTIMORE	4	55	13.8	25	1	2	31	15.5	16	0	4	66	16.5	33	0	0	0	0	0	0	0	0	0	0	0	0	0	0	0																				
10/26	MINNESOTA	4	78	19.5	40	0	0	0	0	0	1	13	13.0	13	0	0	0	0	0	0	0	0	0	0	0	0	0	0	0	0																				
11/2	@Cleveland	7	124	17.7	31	2	0	0	0	0	8	86	14.3	22	0	0	0	0	0	0	0	0	0	0	0	0	0	0	0	0																				
11/9	ATLANTA	7	125	17.9	34	1																																												
11/16	@Washington	7	209	29.9	56	2																																												
11/23	@Chicago	3	47	15.7	19	1																																												
11/30	CINCINNATI	4	49	12.3	23	0	0	0	0	0	5	117	23.4	40	0	0	0	0	0	0	0	0	0	0	0	0	0	0	0	0																				
12/7	@Detroit	4	45	11.3	23	2																																												
12/14	@Carolina	2	13	6.5	8	1																																												
12/21	GREEN BAY	4	49	12.3	22	0																																												
12/28	NEW ORLEANS	5	54	10.8	18	1																																												
Totals		68	1051	15.5	56	12	6	58	9.7	16	1	70	1,002	14.3	50	2	1	-5	-5.0	0	1	3	3.0	3	0	0	0	0	0	0																				



# 2014 INDIVIDUAL GAME-BY-GAME STATISTICS

## 2014 Game-By-Game Receiving (cont.)

	DOUG MARTIN				LOUIS MURPHY				BRANDON MYERS				CHRIS OWUSU				BOBBY RAINEY			
	NO	YDS	AVG	LG	TDS	NO	YDS	AVG	LG	TDS	NO	YDS	AVG	LG	TDS	NO	YDS	AVG	LG	TDS
9/7	1	7	7.0	7	0						6	41	6.8	9	0	2	20	10.0	19	1
9/14			-- Inactive --																	
9/18			-- Inactive --																	
9/28			-- Inactive --																	
10/5	2	16	8.0	9	0	6	99	16.5	41	0	0	0	0.0	0	0					
10/12	3	29	9.7	20	0	3	35	11.7	20	1	0	0	0.0	0	0					
10/26	1	3	3.0	3	0	7	72	10.3	24	1	2	29	14.5	26	0					
10/26	2	-1	-0.5	2	0	2	11	5.5	7	0	1	3	3.0	3	0					
11/2			-- Inactive --			2	13	6.5	9	0	0	0	0.0	0	0					
11/9			-- Inactive --			1	12	12.0	12	0	0	0	0.0	0	0					
11/16			-- Inactive --			0	0	0.0	0	0	1	21	21.0	21	0					
11/23	1	4	4.0	4	0	6	113	18.8	54	0	1	9	9.0	9	0					
11/30	1	3	3.0	3	0	1	3	3.0	3	0	0	0	0.0	0	0					
12/7	1	0	0.0	0	0	3	18	6.0	9	0	0	0	0.0	0	0					
12/14	1	3	3.0	3	0	0	0	0.0	0	0	0	0	0.0	0	0					
12/21	0	0	0.0	0	0															
12/28	0	0	0.0	0	0															
Totals	13	64	4.9	20	0	31	380	12.3	54	2	22	190	8.6	26	0	2	20	10.0	19	1

	AUSTIN SEFERIAN-JENKINS				RUSSELL SHEPARD				CHARLES SIMS				LUKE STOCKER				OTHER				
	NO	YDS	AVG	LG	TDS	NO	YDS	AVG	LG	TDS	NO	YDS	AVG	LG	TDS	NO	YDS	AVG	LG	TDS	
9/7	1	26	26.0	26	0	0	0	0.0	0	0											
9/14			-- Inactive --																		
9/18			-- Inactive --																		
9/28			-- Inactive --																		
10/5	3	44	14.7	21	0	2	30	15.0	22	0	0	0	0.0	0	0						
10/12	1	11	11.0	11	0	0	0	0.0	0	0	0	0	0.0	0	0						
10/26	4	58	14.5	30	0	0	0	0.0	0	0	0	0	0.0	0	0						
10/26	3	26	8.7	10	1	0	0	0.0	0	0	0	0	0.0	0	0						
11/2	1	3	3.0	3	0	0	0	0.0	0	0	2	17	8.5	13	0						
11/9	5	30	6.0	13	1	0	0	0.0	0	0	3	8	2.7	4	0						
11/16	1	7	7.0	7	0	0	0	0.0	0	0	2	11	5.5	9	0						
11/23	2	16	8.0	11	0	0	0	0.0	0	0	4	49	12.3	21	0	1	6	6.0	6	0	
11/30			-- Inactive --			0	0	0.0	0	0	4	24	24.0	24	0	1	4	4.0	4	0	
12/7			-- Inactive --			1	23	23.0	23	0	3	45	15.0	19	0	0	0	0.0	0	0	
12/14			-- Inactive --			0	0	0.0	0	0	3	30	10.0	18	0	2	8	4.0	4	0	
12/21			-- Injured Reserve --			1	10	10.0	10	0	1	6	6.0	6	0	0	0	0.0	0	0	
12/28			-- Injured Reserve --			0	0	0.0	0	0	4	21	5.3	9	0	0	0	0.0	0	0	
Totals	21	221	10.5	30	2	4	63	15.8	23	0	19	190	10.0	24	0	7	41	5.9	11	0	

## 2014 Game-By-Game Defense

	JOHNSHAN BANKS					MARK BARRON					DA'QUAN BOWERS					LAVONTE DAVID					BRANDON DIXON																
	Solo	Asst.	Tack.	Sack	INT	PD	FF	FR	Solo	Asst.	Tack.	Sack	INT	PD	FF	FR	Solo	Asst.	Tack.	Sack	INT	PD	FF	FR	Solo	Asst.	Tack.	Sack	INT	PD	FF	FR					
9/7	CAROLINA	5	0	5	0.0	0	0	0	5	2	7	0.0	0	0	0	0	1	1	0.0	0	0	0	0	9	1	10	0.0	0	0	0	0	0	0	0.0	0	0	0
9/14	ST. LOUIS	3	1	4	0.0	0	0	0	6	2	8	0.0	0	1	0	0	5	7	0.0	0	0	0	0	5	2	7	0.0	0	0	0	0	0	0	0.0	0	0	0
9/18	@Atlanta	2	0	2	0.0	0	0	0	6	1	7	0.0	0	0	1	0	7	9	0.0	0	1	1	0	0	0	0.0	0	0	0	0	0	0	0.0	0	0	0	
9/28	@Pittsburgh	1	1	2	0.0	0	0	0	5	2	7	0.0	0	0	0	2	3	5	1.0	0	0	0	0	10	12	0.0	0	1	0	0	0	0	0.0	0	0	0	
10/5	@New Orleans	4	1	5	0.0	1	0	0	6	3	9	0.0	0	2	0	0	10	14	0.0	0	1	0	0	0	0	0.0	0	0	0	0	0	0	0.0	0	0	0	
10/12	BALTIMORE	4	3	7	0.0	0	0	0	4	3	7	0.0	0	0	0	0	0	0	0.0	0	0	0	1	10	14	0.0	0	0	0	0	0	0	0.0	0	0	0	
10/26	MINNESOTA	2	0	2	0.0	0	0	0	2	1	3	0.0	0	0	0	0	--	Reserve/Suspended	--	0	5	14	0.0	0	0	0	0	0	0.0	0	0	0					
11/2	@Cleveland	0	1	1	0.0	1	2	0	0	0	0	0.0	0	0	0	0	--	Reserve/Suspended	--	3	6	9	0.0	0	0	0	0	0	0.0	0	0	0					
11/9	ATLANTA	7	1	8	0.0	0	2	0	--	Not On Team	--	Not On Team	--	1	0	1	0.0	0	0	0	10	14	0.0	0	0	0	1	0	1	0.0	0	0	0				
11/16	@Washington	2	0	2	0.0	1	1	0	--	Not On Team	--	Not On Team	--	0	2	2	0.5	0	0	0	0	8	13	0.0	0	0	0	2	1	3	0.0	0	0	0			
11/23	@Chicago	3	0	3	0.0	0	0	0	--	Not On Team	--	Not On Team	--	0	2	3	0.0	0	0	0	0	0	0	0.0	0	0	0	0	0	0	0.0	0	0	0			
12/7	CINCINNATI	1	0	1	0.0	1	1	0	--	Not On Team	--	Not On Team	--	2	1	3	0.0	0	0	0	0	4	5	0.0	0	1	0	1	0	1	0.0	0	0	0			
12/14	@Carolina	3	2	5	0.0	0	1	0	--	Not On Team	--	Not On Team	--	1	2	3	0.0	0	0	0	0	6	12	1.0	0	1	0	1	0	1	0.0	0	0	0			
12/21	GREEN BAY	4	2	6	0.0	0	1	0	--	Not On Team	--	Not On Team	--	3	1	4	0.0	0	0	0	0	7	8	0.0	0	0	0	1	0	1	0.0	0	0	0			
12/28	NEW ORLEANS	1	0	1	0.0	0	0	0	--	Not On Team	--	Not On Team	--	2	0	2	0.0	0	0	0	0	3	5	0.0	0	0	0	2	0	2	0.0	0	0	0			
Totals		41	9	50	0.0	4	10	0	34	14	48	0.0	0	3	1	11	10	21	1.5	0	1	101	45	146	1.0	0	4	1	8	1	9	0.0	1	2	0		

	LARRY ENGLISH					DANE FLETCHER					MASON FOSTER					WILLIAM GHOLSTON					DASHON GOLDSON																						
	Solo	Asst.	Tack.	Sack	INT	PD	FF	FR	Solo	Asst.	Tack.	Sack	INT	PD	FF	FR	Solo	Asst.	Tack.	Sack	INT	PD	FF	FR	Solo	Asst.	Tack.	Sack	INT	PD	FF	FR											
9/7	CAROLINA	0	0	0	0.0	0	0	0	0	0	0	0.0	0	0	0	5	4	9	0.0	0	0	0	4	2	6	1.0	0	0	0	7	2	9	0.0	0	0	0							
9/14	ST. LOUIS	0	0	0	0.0	0	0	0	2	0	2	0.0	0	0	0	2	0	2	0.0	0	0	0	0	4	6	1.0	0	0	0	9	2	11	0.0	0	0	1							
9/18	@Atlanta	1	1	2	0.0	0	0	0	3	4	7	0.0	0	0	0	--	Inactive	--	0	2	0.0	0	0	0	2	0	2	0.0	0	0	0	5	1	6	0.0	0	0	0					
9/28	@Pittsburgh	0	0	0	0.0	0	0	0	2	3	5	0.0	0	0	0	--	Inactive	--	0	2	0.0	0	0	0	2	0	2	0.0	0	0	0	1	0	1	0.0	0	0	0					
10/5	@New Orleans	0	0	0	0.0	0	0	0	0	0	0	0.0	0	0	0	5	3	8	0.0	0	1	0	3	2	5	0.0	0	1	0	--	Inactive	--	0	0	0	0	--	Inactive	--	0	0	0	0
10/12	BALTIMORE	0	0	0	0.0	0	0	0	0	0	0	0.0	0	0	0	0	4	6	0.0	0	0	0	0	2	4	0.0	0	0	0	6	1	7	0.0	0	0	0							
10/26	MINNESOTA	0	4	4	0.0	0	0	0	0	0	0	0.0	0	0	0	3	4	7	0.0	0	0	0	0	3	3	0.0	0	0	0	0	1	1	0.0	0	0	0							
11/2	@Cleveland	1	0	1	0.0	0	0	0	0	0	0	0.0	0	0	0	0	3	5	0.0	0	0	0	0	1	1	0.0	0	0	0	4	2	5	0.0	0	0	0							
11/9	ATLANTA	3	0	3	0.0	0	0	0	0	0	0	0.0	0	0	0	7	2	8	0.0	0	1	0	0	2	2	0.0	0	0	0	0	4	6	0.0	0	0	0							
11/16	@Washington	0	0	0	0.0	0	0	0	0	0	0	0.0	0	0	0	1	1	2	0.0	0	0	0	0	1	1	0.0	0	0	0	2	1	3	0.0	0	0	0							
11/23	@Chicago	0	0	0	0.0	0	0	0	0	0	0	0.0	0	0	0	4	2	6	0.0	0	0	0	0	0	0	0.0	0	0	0	0	7	10	0.0	0	0	0							
12/7	CINCINNATI	1	0	1	0.0	0	0	0	0	1	1	0.0	0	0	0	0	0	0	0.0	0	0	0	3	2	5	1.0	0	0	0	4	0	4	0.0	0	0	0							
12/14	@Carolina	0	0	0	0.0	0	0	0	0	0	0	0.0	0	0	0	0	0	0	0.0	0	0	0	0	0	0	0.0	0	0	0	0	4	5	0.0	0	0	0							
12/21	GREEN BAY	1	0	1	0.0	0	0	0	0	0	0	0.0	0	0	0	1	1	2	0.0	0	0	0	0	0	0	0.0	0	0	0	5	3	8	0.0	0	0	0							
12/28	NEW ORLEANS	0	0	0	0.0	0	0	0	4	0	4	0.0	0	0	0	0	1	2	0.0	0	0	0	2	0	2	0.0	0	0	0	3	1	4	0.0	0	0	0							
Totals		7	5	12	1.0	0	1	0	19	11	30	0.0	0	1	0	40	22	62	0.0	0	3	0	27	14	41	2.0	0	3	0	62	18	80	0.0	0	1	0							



# 2014 FINAL TEAM RANKINGS

## AMERICAN FOOTBALL CONFERENCE

	Total	OFFENSE		Total	DEFENSE	
		Rush	Pass		Rush	Pass
Baltimore	5	4	6	5	2	15
Buffalo	13	13	8	2	7	2
Cincinnati	7	3	10	13	9	12
Cleveland	11	9	9	14	16	5
Denver	3	7	3	1	1	6
Houston	8	2	12	10	6	13
Indianapolis	2	12	*1	7	8	7
Jacksonville	15	11	15	15	13	14
Kansas City	12	5	14	4	14	1
Miami	6	6	7	8	11	4
New England	4	10	4	9	5	11
N.Y. Jets	10	1	16	3	3	8
Oakland	16	16	13	12	10	10
Pittsburgh	1	8	2	11	4	16
San Diego	9	15	5	6	12	3
Tennessee	14	14	11	16	15	9

## NATIONAL FOOTBALL CONFERENCE

	Total	OFFENSE		Total	DEFENSE	
		Rush	Pass		Rush	Pass
Arizona	13	16	8	10	6	13
Atlanta	5	12	2	16	12	16
Carolina	9	4	11	4	9	5
Chicago	12	13	9	14	10	14
Dallas	4	2	10	8	4	11
Detroit	10	14	7	2	*1	6
Green Bay	3	6	5	6	13	4
Minnesota	14	8	15	5	14	3
New Orleans	*1	7	1	15	15	10
N.Y. Giants	7	11	4	13	16	7
Philadelphia	2	5	3	12	8	15
St. Louis	15	10	12	7	7	8
San Francisco	11	3	16	3	3	2
Seattle	6	*1	14	*1	2	*1
Tampa Bay	16	15	13	11	11	12
Washington	8	9	6	9	5	9

## NATIONAL FOOTBALL LEAGUE

	Total	OFFENSE		Total	DEFENSE	
		Rush	Pass		Rush	Pass
Arizona	24	31	14	24	13	29
Atlanta	8	24	5	32	21	32
Baltimore	12	8	13	8	4	24
Buffalo	26	25	18	4	11	3
Carolina	16	7	19	10	16	11
Chicago	21	27	15	30	17	30
Cincinnati	15	6	21	22	20	20
Cleveland	23	17	20	23	32	8
Dallas	7	2	16	19	8	26
Denver	4	15	4	3	2	9
Detroit	19	28	12	2	*1	13
Green Bay	6	11	8	15	23	10
Houston	17	5	24	16	10	21
Indianapolis	3	22	*1	11	18	12
Jacksonville	31	21	31	26	27	22
Kansas City	25	10	29	7	28	2
Miami	14	12	17	12	24	6
Minnesota	27	14	28	14	25	7
New England	11	18	9	13	9	17
New Orleans	*1	13	3	31	29	25
N.Y. Giants	10	23	7	29	30	18
N.Y. Jets	22	3	32	6	5	14
Oakland	32	32	26	21	22	16
Philadelphia	5	9	6	28	15	31
Pittsburgh	2	16	2	18	6	27
St. Louis	28	20	23	17	16	19
San Diego	18	30	10	9	26	4
San Francisco	20	4	30	5	7	5
Seattle	9	*1	27	*1	3	*1
Tampa Bay	30	29	25	25	19	28
Tennessee	29	26	22	27	31	15
Washington	13	19	11	20	12	23

T = Tied for position

\* = League Leader

# 2014 NFL STANDINGS

## AMERICAN FOOTBALL CONFERENCE

### EAST DIVISION

Team	W	L	T	PCT	PF	PA
New England	12	4	0	0.750	468	313
Buffalo	9	7	0	0.563	343	289
Miami	8	8	0	0.500	388	373
New York Jets	4	12	0	0.250	283	401

### NORTH DIVISION

Team	W	L	T	PCT	PF	PA
Pittsburgh	11	5	0	0.688	436	368
x - Cincinnati	10	5	1	0.656	365	344
x - Baltimore	10	6	0	0.625	409	302
Cleveland	7	9	0	0.438	299	337

### SOUTH DIVISION

Team	W	L	T	PCT	PF	PA
Indianapolis	11	5	0	0.688	458	369
Houston	9	7	0	0.563	372	307
Jacksonville	3	13	0	0.188	249	412
Tennessee	2	14	0	0.125	254	438

### WEST DIVISION

Team	W	L	T	PCT	PF	PA
Denver	12	4	0	0.750	482	354
Kansas City	9	7	0	0.563	353	281
San Diego	9	7	0	0.563	348	348
Oakland	3	13	0	0.188	253	452

## NATIONAL FOOTBALL CONFERENCE

### EAST DIVISION

Team	W	L	T	PCT	PF	PA
Dallas	12	4	0	0.750	467	352
Philadelphia	10	6	0	0.625	474	400
New York Giants	6	10	0	0.375	380	400
Washington	4	12	0	0.250	301	438

### NORTH DIVISION

Team	W	L	T	PCT	PF	PA
Green Bay	12	4	0	0.750	486	348
x - Detroit	11	5	0	0.688	321	282
Minnesota	7	9	0	0.438	325	343
Chicago	5	11	0	0.313	319	442

### SOUTH DIVISION

Team	W	L	T	PCT	PF	PA
Carolina	7	8	1	0.469	339	374
New Orleans	7	9	0	0.438	401	424
Atlanta	6	10	0	0.375	381	417
Tampa Bay	2	14	0	0.125	277	410

### WEST DIVISION

Team	W	L	T	PCT	PF	PA
Seattle	12	4	0	0.750	394	254
x - Arizona	11	5	0	0.688	310	299
San Francisco	8	8	0	0.500	306	340
St. Louis	6	10	0	0.375	324	354

x - Wild Card qualifier for playoffs

## 2014 NFL PLAYOFFS AT A GLANCE

(Home team in CAPS)

### AFC Wild Card Playoff Games

**Saturday, January 3**  
BALTIMORE 30, PITTSBURGH 17

**Sunday, January 4**  
INDIANAPOLIS 26, CINCINNATI 10

### NFC Wild Card Playoff Games

**Saturday, January 3**  
CAROLINA 27, ARIZONA 16

**Sunday, January 4**  
DALLAS 24, DETROIT 20

### AFC Divisional Playoff Games

**Saturday, January 10**  
NEW ENGLAND 35, BALTIMORE 31

**Sunday, January 11**  
INDIANAPOLIS 24, DENVER 13

### NFC Divisional Playoff Games

**Saturday, January 10**  
SEATTLE 31, CAROLINA 17

**Sunday, January 11**  
GREEN BAY 26, DALLAS 21

### AFC Championship Game

**Sunday, January 18**  
NEW ENGLAND 45, INDIANAPOLIS 7

### NFC Championship Game

**Sunday, January 18**  
SEATTLE 28, GREEN BAY 22

### SUPER BOWL XLVIII (Phoenix/Glendale)

**Sunday, February 1**  
NEW ENGLAND 28, SEATTLE 24

### AFC-NFC PRO BOWL (Honolulu, HI)

**Sunday, January 25**  
Team Irvin 32, Team Carter 28



# HISTORY



# HISTORICAL HIGHLIGHTS

## PRE-1974

**TAMPA STADIUM DEDICATED (11/4/67)** – Tennessee defeats the University of Tampa, 38-0 in the first contest played in the facility. The 46,700-seat stadium costs \$4.1 million to build.

**FIRST PRESEASON GAME (8/10/68)** – Washington defeats Atlanta 16-14 before a crowd of 42,000 in first NFL action at new stadium.

**EXPANSION COMMITTEE FORMED (11/68)** – Suncoast Pro Football Committee is formed with the purpose of securing an NFL franchise for Tampa Bay. The group functions until 1972 when the Tampa Chamber of Commerce formally appoints the West Coast NFL Task Force headed by Tampa businessman J. Leonard Levy.

## 1974

**TAMPA BAY AWARDED FRANCHISE (4/24)** – Tampa Bay is awarded the league's 27th franchise. As part of the award, Tampa Stadium will be enlarged to 72,000 seats.

**MCCLOSKEY SELECTED AS OWNER (10/30)** – Philadelphia construction executive Tom McCloskey is awarded the new Tampa Bay franchise, but soon declines ownership.

**CULVERHOUSE AWARDED OWNERSHIP (12/5)** – Hugh F. Culverhouse, a Jacksonville attorney and real estate investor who had previously declined ownership of the Seattle franchise due to geographic reasons, is awarded the Tampa Bay franchise.

## 1975

**TEAM NICKNAME ANNOUNCED (2/15)** – After reviewing over 400 name possibilities, an advisory board announces the team's new nickname will be the Buccaneers.

**BUCCANEERS UNVEIL LOGO AND COLORS (4/15)** – The team unveils a logo designed by Tampa Tribune artist Lamar Sparkman consisting of Florida orange, white and red.

**STADIUM LEASE APPROVED (4/21)** – The Tampa Sports Authority unanimously approves a 30-year lease agreement with the Buccaneers for use of Tampa Stadium. Three days later, the Tampa City Council votes 6-1 to approve the lease and expansion to 72,000 seats.

**STADIUM EXPANSION BEGINS (7/9)** – Ground is broken for the expansion of Tampa Stadium, financed by the sale of \$13 million in bonds by the Tampa Sports Authority.

**MCKAY NAMED COACH (10/31)** – John McKay leaves the University of Southern California where he had coached four national championship teams, signing a five-year contract to coach the Buccaneers.

**BUCS PLACED IN DIVISION (11/4)** – Tampa Bay is placed in the AFC West with the understanding that it will switch to the NFC Central the following season.

**BUCS WIN FIRST OVERALL SELECTION (12/27)** – In a drawing held prior to the Pittsburgh vs. Baltimore playoff game, Bucs owner Hugh Culverhouse is awarded the first pick in the following year's NFL college draft while Seattle receives the initial pick in the veteran allocation draft.

## 1976

**WARNER BUYS LARGE SHARE OF TEAM (2/15)** – Cincinnati businessman Marvin L. Warner, president of Warner National Corp. and a longtime friend of Hugh Culverhouse, buys a large share of the team.

**VETERAN ALLOCATION DRAFT (3/30)** – The Buccaneers stock their roster by adding 39 players through the NFL's veteran allocation draft.

**FIRST TRADE ANNOUNCED (4/2)** – The Bucs make the first trade in franchise history, acquiring former Heisman Trophy winner QB Steve Spurrier from the San Francisco 49ers for two players and a second-round draft choice.

**SELMON DRAFTED (4/8)** – Tampa Bay takes Lee Roy Selmon with the first selection in the NFL college draft.

**INAUGURAL SEASON BEGINS (7/31)** – In the team's first-ever preseason action, the Bucs lose 26-3 at the hands of the Los Angeles Rams at the L.A. Coliseum. PK Paul Rajecki's 18-yard FG goes down as the first points in team history.

**FIRST PRESEASON VICTORY (8/14)** – The Buccaneers win their first preseason game, defeating the Atlanta Falcons 17-3 at the Jacksonville Gator Bowl.

**REGULAR SEASON OPENER (9/12)** – Tampa Bay loses its first regular season game 20-0 at Houston.

**GREEN SCORES FIRST REGULAR SEASON POINTS (9/26)** – In a 14-9 loss to the Buffalo Bills, K Dave Green connects on a 39-yard FG, posting the franchise's first regular season points.

## 1977

**FIRST REGULAR SEASON VICTORY (12/11)** – The Bucs tie an NFL record with three interceptions returned for TDs and end 26 games of frustration with their first regular season victory, a 33-14 win at New Orleans. Over 8,000 fans greet the team when it returns to One Buccaneer Place.

**BACK-TO-BACK WINS (12/18)** – Tampa Bay wins its second game in a row and first at home, beating the St. Louis Cardinals 17-7.

## 1978

**TAMPA HOSTS PRO BOWL (1/23)** – Tampa Stadium is the site of the 1978 Pro Bowl.

**DUBOSE RUNS FOR 100 YARDS (10/15)** – RB Jimmy DuBose becomes the first Buc to rush for 100 yards in a game (109 yards on 24 carries) as the Bucs lose on the road to the Giants 17-14.

**BUCS REACH .500 (10/22)** – Tampa Bay defeats Chicago 33-19 to up its record to 4-4, but injuries ultimately cripple the team during the second half of the season.

## 1979

**CULVERHOUSE BUYS CONTROLLING INTEREST (1/3)** – Hugh Culverhouse purchases Marvin Warner's minority interest, thereby gaining control of the team.

**PEAR BECOMES FIRST PRO BOWL BUC (1/29)** – DT Dave Pear becomes the first Buccaneer to play and start in the Pro Bowl.

**BUCS JUMP OUT TO HOTTEST START OF SEASON (9/30)** – The Buccaneers lay claim to the best record in the league by beating the Bears 17-13 at Chicago and running their record to 5-0, the best start in team history and a franchise record for consecutive victories that would not be matched until 1997.

**BELL REACHES 1,000-YARD MARK (11/25)** – RB Ricky Bell becomes the first rusher in team history to reach 1,000 yards after compiling 101 yards on the ground in a 23-22 loss to the Minnesota Vikings. Bell eventually finishes the season with 1,263 rushing yards.

**BUCS CLINCH FIRST-EVER NFC CENTRAL TITLE (12/16)** – The Bucs defeat the Kansas City Chiefs 3-0 in a torrential downpour in Tampa to win the NFC Central Division and earn the first-ever playoff berth in team history. Neil O'Donoghue drills a 19-yard field goal for the game's only points as RB Ricky Bell gains 137 yards on the ground.

**SELMON NAMED NFL DEFENSIVE PLAYER OF THE YEAR (12/20)**

— DE Lee Roy Selmon becomes first player in team history to be named NFL Defensive Player of the Year. Selmon recorded 117 tackles, two fumble recoveries, three forced fumbles and 11 sacks during the 1979 regular season.

**TAMPA BAY WINS FIRST PLAYOFF GAME (12/29)** — Led by RB Ricky Bell's 142-yard, two-touchdown performance, the Bucs defeat the Philadelphia Eagles 24-17 in their first-ever playoff appearance.

**1980**

**BUCS FINISH ONE GAME SHORT OF THE SUPER BOWL (1/6)** — The team's first playoff season comes to an end as the Bucs lose 9-0 to the Los Angeles Rams in the NFC Championship Game played in Tampa Stadium.

**MCKAY GIVEN CONTRACT EXTENSION (1/7)** — Head Coach John McKay is given a five-year contract extension. It is also announced that he will become the team's president upon his retirement from coaching.

**SELMON BECOMES SECOND PRO BOWLER (1/29)** — DE Lee Roy Selmon becomes the team's second player to see Pro Bowl action.

**TAMPA BAY MAKES PRIME TIME DEBUT (9/11)** — The Buccaneers avenge the previous January's NFC Championship Game defeat (9-0) with a 10-9 victory over the Los Angeles Rams in Tampa Bay's first-ever appearance on ABC's prime time football series (Thursday night game).

**BUCS RUN WILD IN WIN OVER GIANTS (11/2)** — Tampa Bay running backs account for a team record 244 rushing yards (later surpassed) en route to a 30-13 victory over the N.Y. Giants.

**1981**

**TAMPA BAY DEFEATS ATLANTA, MOVES INTO FIRST PLACE (12/6)** — The Buccaneers, led by QB Doug Williams' season-best 336 passing yards, pull out a 24-23 victory over the Atlanta Falcons. The win is Tampa Bay's third in a row and places the team in sole possession of first place in the NFC Central.

**BUCS CLINCH SECOND NFC TITLE IN THREE YEARS (12/20)** — Tampa Bay wins an exciting showdown in Detroit, besting the Lions 20-17 and securing the NFC Central Division title. WR Kevin House reels in an 84-yard touchdown strike from QB Doug Williams and DT David Logan returns a fumble recovery 21 yards for another Buc score.

**1982**

**BUCS ELIMINATED FROM PLAYOFFS (1/2)** — Dallas Cowboys defeat the Bucs 38-0 at Texas Stadium.

**PLAYERS STRIKE ANNOUNCED (9/20)** — The NFL Players Association announces the beginning of the union's strike.

**LABOR PEACE REACHED (11/16)** — After a 57-day strike, the NFL Management Council and the NFL Players Association announce a settlement.

**TAMPA BAY WINS FIRST MONDAY NIGHT GAME AT HOME (11/29)** — After starting off 0-3, Tampa Bay defeats the cross-state rival Miami Dolphins 23-17, marking the first Monday Night victory at Tampa Stadium.

**1983**

**BUCS REACH PLAYOFFS FOR THIRD TIME IN FOUR YEARS (1/2)** — QB Doug Williams leads a fierce rally from a 17-point halftime deficit as K Bill Capece's 33-yard field goal in overtime secures the Buccaneer victory. The team wins five of its last six games, securing each victory in the final minute.

**DALLAS ENDS TAMPA BAY'S PLAYOFF HOPES (1/9)** — The Dallas Cowboys defeat Tampa Bay 30-17 in the first round of playoffs.

**WILDER SETS SINGLE-GAME RECORDS (11/6)** — RB James Wilder sets team marks for combined yards (239) and rushing yards (219) in a game, helping the Bucs break into the win column for the first time.

**1984**

**TAMPA HOSTS SUPER BOWL XVIII (1/22)** — The Los Angeles Raiders defeat the Washington Redskins 38-9 in front of a crowd of 72,920 as Tampa hosts its first Super Bowl.

**WILDER RUNS FOR 172 YARDS IN WIN OVER PACKERS (9/30)** — RB James Wilder carries the ball a record 43 times for 172 yards in leading Tampa Bay to a 30-27 overtime victory over the Green Bay Packers. Wilder eventually goes on to record the best rushing season in Bucs history, compiling 1,544 yards and 13 touchdowns on an NFL record 407 carries.

**MCKAY ANNOUNCES RESIGNATION (11/5)** — Head Coach John McKay announces his resignation, effective at the end of the season. The announcement comes one day after a 27-24 loss at Minnesota with the Bucs owning a 4-6 record.

**MCKAY'S FINAL GAME (12/16)** — Tampa Bay defeats the N.Y. Jets 41-21 in John McKay's final game as a head coach. He finishes an overall 171-128-9, including a 44-88-1 mark as the Bucs' head coach.

**1985**

**BENNETT NAMED HEAD COACH (1/23)** — Hugh Culverhouse names former Atlanta Falcons head coach Leeman Bennett as John McKay's replacement.

**SELMON PLAYS IN FINAL PRO BOWL (1/27)** — DE Lee Roy Selmon plays in his sixth and final Pro Bowl. A herniated disk, which eventually required surgery, is discovered in his back at the game. The injury later forces Selmon to retire after missing the entire 1985 season.

**BUCS RECORD FIRST SHUTOUT SINCE '79 (11/10)** — Tampa Bay defeats the St. Louis Cardinals 16-0, marking the team's first shutout since 1979 (vs. Kansas City), and snapping a nine-game losing streak.

**1986**

**SELMON'S JERSEY RETIRED (9/7)** — In halftime ceremonies at the season-opener versus San Francisco, six-time Pro Bowler DE Lee Roy Selmon's jersey is retired. Selmon's number 63 becomes the first and only jersey in team history to be retired.

**BENNETT FIRED (12/29)** — Leeman Bennett is relieved of his position after compiling a 4-28 record as the Bucs' head coach.

**PERKINS NAMED HEAD COACH (12/31)** — Former Alabama Head Coach Ray Perkins is hired as the Bucs' Head Coach and Vice-President/Football Operations.

**1987**

**TAMPA BAY AWARDED SUPER BOWL XXV (5/20)** — Tampa is awarded the Silver Anniversary Super Bowl to be played on January 27, 1991.

**BUCS OPEN SEASON WITH ROUT OF ATLANTA (9/13)** — QB Steve DeBerg establishes a franchise record with five touchdown passes and the Bucs set marks for most points (48) and largest margin of victory (38) in a 48-10 besting of Atlanta.

**STRIKE INTERRUPTS SEASON (10/1)** — The NFL Players Association calls for its second work stoppage in six seasons. After a 24-day strike in which replacement players were used in three games, the NFL and Players Union come to an agreement.

**1988**

**TESTAVERDE PASSES FOR 469 YARDS (10/16)** – QB Vinny Testaverde passes for the second-highest single-game yardage in franchise history (469) at Indianapolis.

**BUCS DEFEAT EVENTUAL AFC CHAMPION BUFFALO (12/4)** – Tampa Bay's win over the eventual AFC Champion Buffalo Bills is the first 10-5 score in NFL history.

**1989**

**TAMPA BAY DEFEATS CHICAGO FOR FIRST TIME IN 13 TRIES (10/8)** – The Bucs score 28 first half points (second most in team history) to end 12 games of frustration against the Bears before the largest crowd ever at a Bucs game (72,077).

**BUCS COMPLETE SEASON SWEEP OF BEARS (11/19)** – K Donald Igwebuike's last-second 28-yard field goal completes the first-ever season sweep of Chicago. The win marks the Bucs' first at Soldier Field in 10 years (9/30/79).

**WR MARK CARRIER FINISHES PRO BOWL SEASON (12/24)** – With six catches for 101 yards versus Pittsburgh, WR Mark Carrier caps off a Pro Bowl season in which he set club records of 86 receptions and 1,422 receiving yards.

**1990**

**TAMPA BAY JUMPS OUT TO BEST START SINCE '79 (9/30)** – After beating the Minnesota Vikings 23-20 in overtime, the Bucs run their record to 3-1.

**PERKINS FIRED (12/3)** – Head Coach Ray Perkins is relieved of his position after Tampa Bay drops to 5-8. Assistant Head Coach/Receivers Richard Williamson is named interim head coach.

**1991**

**GIANTS WIN SUPER BOWL XXV (1/23)** – The N.Y. Giants win Super Bowl XXV in thrilling fashion, beating the Buffalo Bills 21-19 at Tampa Stadium.

**WILLIAMSON NAMED HEAD COACH (2/4)** – Gay Culverhouse is announced as the team's new president. Phil Krueger is named general manager and Richard Williamson becomes the full-time head coach.

**COBB SETS TEAM RECORD FOR RUSHING TDS IN A GAME (11/20)** – RB Reggie Cobb establishes a team mark with three rushing scores in a 30-21 Buccaneer triumph over the Detroit Lions.

**SELMON, BELL AND MCKAY HONORED (12/8)** – DE Lee Roy Selmon, RB Ricky Bell and Head Coach John McKay are inducted into the team's Krew of Honor.

**WILLIAMSON FIRED (12/27)** – Richard Williamson is relieved as head coach after compiling a 4-15 record.

**1992**

**WYCHE NAMED HEAD COACH (1/10)** – Former Cincinnati Bengals Head Coach Sam Wyche is named as Richard Williamson's replacement. Wyche becomes the fifth head coach in Tampa Bay history.

**WILLIAMS INDUCTED INTO KREWE OF HONOR (9/6)** – QB Doug Williams becomes the third player inducted into the team's Krew of Honor.

**COBB RECORDS FIFTH-BEST RUSHING SEASON (12/27)** – The Bucs defeat the Phoenix Cardinals 7-3 as RB Reggie Cobb caps off the fifth-best rushing performance in team history (1,171 yards).

**1993**

**BUCS SIGN NICKERSON AS AN UNRESTRICTED FREE AGENT (3/18)** – Former Pittsburgh Steelers LB Hardy Nickerson signs a three-year contract to become the Buccaneers' first free agent acquisition under the NFL's new Collective Bargaining Agreement.

**NICKERSON EARNS PRO BOWL SELECTION (12/29)** – After compiling a team record 214 tackles, Nickerson is voted as the NFC's starting linebacker in the Pro Bowl and later becomes only the second Buccaneer to be named AP All-Pro.

**1994**

**CULVERHOUSE DIES (8/25)** – Hugh Culverhouse dies of lung cancer at the age of 75. The team is placed under control of a three-man trust headed by Culverhouse's law partner Steven Story, along with Jack Donlan and Fred Cone.

**MCKAY NAMED GENERAL MANAGER (11/8)** – Vice-President/Football Operations Rich McKay is promoted to General Manager.

**RHETT RUSHES FOR 192 YARDS (12/4)** – RB Errict Rhett records the second-best single-game rushing total in team history when he rambles for 192 yards on 40 carries (third-most in team annals) in a 26-21 victory over the Washington Redskins. Rhett eventually becomes the first Buc rookie to rush for over 1,000 yards (1,011).

**BUCS SELL OUT SEASON FINALE (12/24)** – The Buccaneers are defeated by the Packers 34-19 in front of the first sellout at Tampa Stadium in two years (11/15/92).

**1995**

**BUCS SOLD TO MALCOLM GLAZER (1/16)** – Steven Story announces that, pending NFL approval, the Buccaneers have been sold to Palm Beach investor Malcolm Glazer for the highest price ever paid for a sports franchise.

**NFL APPROVES SALE OF TEAM (3/13)** – NFL owners unanimously approve Malcolm Glazer's purchase of the Buccaneers one day after the NFL Finance Committee gave its unanimous approval at the Owner's Meetings in Phoenix, AZ.

**BUCS SIGN DRAFT PICKS IN RECORD FASHION (5/10)** – With the signing of second-round selection S Melvin Johnson, Tampa Bay becomes the quickest team in NFL history to sign all its draft picks.

**SALE OF THE TEAM IS FINALIZED (6/30)** – Malcolm Glazer officially becomes the team's new owner after the sale of the team is finalized in Charlotte, NC. Bryan and Joel Glazer are named executive vice-presidents.

**SELMON INDUCTED INTO HALL OF FAME (7/29)** – DE Lee Roy Selmon becomes the first Buccaneer inducted into the NFL Hall of Fame. Selmon is introduced by his brother and former Buc teammate Dewey.

**BUCS MOVE INTO SOLE POSSESSION OF FIRST PLACE (10/15)** – K Michael Husted's 51-yard game-winning FG propels Tampa Bay past Minnesota and into sole possession of first place in the NFC Central Division. The victory marks the first time since the final day of the 1981 season that the team has been alone in first place.

**GRUBER MARKS RECORD START (11/26)** – LT Paul Gruber makes his 118th career start, thus surpassing DE Lee Roy Selmon's team record of 117.

**RHETT SURPASSES 1,000-YARD MARK (12/3)** – RB Errict Rhett goes over 1,000 yards for the second consecutive year to become only the 12th player in NFL history to accomplish the feat in his first two league seasons.

**WYCHE IS FIRED (12/27)** – The team announces that Sam Wyche will not return as head coach in 1996. Wyche leaves his post with a 23-41 record.



**1996**

**DUNGY NAMED HEAD COACH (1/22)** – Minnesota Defensive Coordinator Tony Dungy is named as the Buccaneers' sixth head coach.

**NICKERSON RE-SIGNS WITH TEAM (2/22)** – LB Hardy Nickerson, the Buccaneers' Most Valuable Player in 1993 and '95, agrees to a four-year deal to remain with the team.

**COMMUNITY INVESTMENT TAX PASSES (9/3)** – Hillsborough County voters pass the Community Investment Tax by a 53-47% margin. The tax will fund the construction of a new stadium and practice facility as well as various other community projects.

**DUNGY WINS FIRST GAME (10/8)** – Tony Dungy earns his first victory as Buccaneer head coach with a 24-13 victory over his former team, the Minnesota Vikings.

**BUCS DEFEAT CHARGERS FOR FIRST CALIFORNIA WIN SINCE '80 (11/17)** – Tampa Bay edges the San Diego Chargers 25-17 to earn its first victory in California since 1980 (24-23 vs. San Francisco).

**1997**

**GRUBER RE-SIGNS (2/13)** – LT Paul Gruber, the team's designated franchise player and cornerstone of the Buc offensive line for the past eight years, signs a three-year deal to remain in Tampa.

**BUCCANEERS UNVEIL NEW LOGO AND COLORS (4/9)** – The team unveils its eagerly anticipated new logo and color scheme at a noon downtown ceremony. The new logo, consisting of a red pirate flag with a skull and crossed swords, draws instant rave reviews. The team colors are Buccaneer red, pewter, black and orange.

**STATE SUPREME COURT RULES IN FAVOR OF COUNTY, BUCS (5/22)** – The Florida State Supreme Court refuses former Tampa Mayor Bill Poe's opposition to the stadium. In a 7-0 decision, the Court rules all aspects of the tax are constitutional.

**BUCS START SEASON WITH FIVE CONSECUTIVE WINS (9/28)** – The Buccaneers match the franchise record for most consecutive wins at the start of a season with five. After a 13-6 season-opening defeat of the San Francisco 49ers, the team rolls on to road victories at Detroit (9/7) and Minnesota (9/14) and home defeats of Miami (9/21) and Arizona (9/28).

**MAYBERRY ATTAINS CONSECUTIVE STARTS RECORD (10/26)** – C Tony Mayberry achieves one of the more remarkable achievements in team history by surpassing Dave Logan's streak of 103 consecutive games started in the team's 10/26 contest versus Minnesota.

**CULPEPPER BECOMES FIRST TO BAG TRIFECTA TWICE IN SAME SEASON (11/9)** – DT Brad Culpepper enters the team's sack race with a three-sack performance against Arizona (9/28) in a week-five contest, becoming just the fifth player in team history to do so. Little more than a month later, he becomes the first player in team annals to accomplish the feat twice in the same season with a trio of sacks at Atlanta.

**BUCS SET SINGLE-GAME ATTENDANCE MARK (12/7)** – After setting a new single-game attendance record earlier in the season on 9/21 against Miami (73,314), the Bucs eclipse that mark when 73,523 are in attendance for the team's 6-17 loss to the Green Bay Packers.

**BUCS TIE FRANCHISE RECORD FOR WINS (12/21)** – By virtue of their season-ending 31-15 downing of the Chicago Bears, the Bucs match the club record for most regular season victories in a season with 10, assuring themselves an NFC Wild Card berth.

**FIRST PLAYOFF GAME PLAYED IN TAMPA IN 15 YEARS (12/28)** – The Buccaneers defeat the Detroit Lions 20-10 in front of a sellout crowd of 73,361 in the final game played at Houlihan's Stadium. The game is marked by outstanding individual performances, including FB Mike Alstott's team playoff-record 31-yard touchdown run in which he barrels through a variety of Lions defenders.

**1998**

**NFL-HIGH EIGHT BUCS PLAY IN PRO BOWL (2/1)** – As further recognition of the team's dramatic rise in league prominence, a team-record and NFL-most eight Buc players are selected to play in the Pro Bowl. Joining third-time selection LB Hardy Nickerson are first timers FB Mike Alstott, LB Derrick Brooks, QB Trent Dilfer, RB Warrick Dunn, S John Lynch, C Tony Mayberry and DT Warren Sapp.

**DUNGY RECEIVES NEW CONTRACT (3/11)** – After tying the franchise record for victories in a season with 10, Head Coach Tony Dungy is rewarded by Owner Malcolm Glazer with a new five-year contract that essentially voids out his original contract.

**SAPP SIGNS EXTENSION TO BECOME TEAM'S HIGHEST-PAID PLAYER (3/18)** – Pro Bowl DT Warren Sapp agrees to a six-year contract that makes him the wealthiest player in team history and one of the highest paid defensive tackles in the league.

**MCKAY RECEIVES CONTRACT EXTENSION (4/30)** – Owner Malcolm Glazer rewards General Manager Rich McKay with a new five-year contract extension for his efforts in assembling one of the league's most talent-rich rosters. McKay's new deal guarantees that he will be with the team through the 2002 season.

**BUCS SELL OUT INAUGURAL RAYMOND JAMES STADIUM SEASON (8/2, 8/15)** – For the first time in team history, the Buccaneers entire home schedule is sold out before the season begins. Though the Bucs will play seven straight road games (including pre-season) to open 1998, the entire sum of single-game tickets for the eight home games in Raymond James Stadium sells out on the first day of availability.

**BUCS OPEN NEW ERA IN RAYMOND JAMES STADIUM WITH DRAMATIC VICTORY (9/20)** – Raymond James Stadium, already known as 'The Crown Jewel of the NFL', officially opens as the Buccaneers take on arch-rival Chicago. TE Dave Moore's acrobatic one-handed touchdown catch sparks a 27-point rally as Tampa Bay wins its Raymond James Stadium debut, 27-15.

**TAMPA BAY OUTGUNS UNDEFEATED MINNESOTA IN RAYMOND JAMES SHOOTOUT (11/1)** – The Buccaneers run their Raymond James Stadium record to 4-0 with an eye-opening, 27-24 upset of the previously undefeated Minnesota Vikings. The Vikings' only regular-season loss of 1998 is powered by a Buccaneer-record 246 rushing yards, including the first dual-100-yard performance in team history by FB Mike Alstott (128 yards) and RB Warrick Dunn (115).

**FIRST MONDAY NIGHT FOOTBALL VICTORY IN 16 YEARS COMES AT EXPENSE OF PACKERS (12/7)** – Having ended a 15-year hiatus from ABC's Monday Night Football earlier in the year at Detroit, Tampa Bay records its first MNF victory since 1982 with a 24-22 dismissal of Green Bay. QB Trent Dilfer completes 64 and 62-yard TD passes to WR Jacquez Green and WR Reidel Anthony and the Buccaneer defense records eight sacks and a team-record eight forced fumbles.

**BUCS BLANK CINCY FOR FIRST ROAD SHUTOUT (12/27)** – Tampa Bay records the third shutout in team history, the first since 1985 and the first on the road with a 35-0 dismantling of Cincinnati in the season finale. FB Mike Alstott ties a team-record with three touchdown runs as the Bucs open a 28-0 lead by halftime.

**1999**

**FIVE BUCS MAKE REPEAT PRO BOWL VISIT (2/7)** – A five-some of Bucs, the second-largest contingent in team history, represents the NFC in the Pro Bowl; all five are repeat honorees from the team's NFL-high group of eight Pro Bowlers in 1998. LB Hardy Nickerson makes his fourth visit, tying TE Jimmie Giles for the second-most in team history, and DT Warren Sapp, LB Derrick Brooks, C Tony Mayberry and FB Mike Alstott all make their second trips.



**BUCS COMPLETE UNDEFEATED PRESEASON (9/3)** – Rookie QB Shaun King hits rookie WR Darnell McDonald on a three-yard TD pass with seven seconds left, lifting the Bucs to a 16-13 win over host Washington. The victory caps a 4-0 preseason campaign, the franchise's first in 16 years.

**SACK ATTACK SMOTHERS EAGLES (9/19)** – Tampa Bay's swarming defensive line racks up nine sacks in a 19-5 win at Philadelphia. DT Warren Sapp and DE Chidi Ahanotu each collect three sacks, while DE Marcus Jones bags two and DT Brad Culppepper adds one. The nine-sack effort falls one sack short of the team record of 10, set in 1979 at Baltimore.

**GRAMATICA BOOTS ATLANTA (11/21)** – Rookie K Martin Gramatica kicks four FGs, including a game-winning 53-yarder with 58 seconds remaining, to rally Tampa Bay to a 19-10 win over Atlanta at Raymond James Stadium. Gramatica had earlier nailed attempts from 24, 26 and 50 yards. He became the first Buccaneer kicker to boot two 50-plus-yard FGs in one game. The last time a rookie K booted a game-winning FG of that length was San Francisco's Steve Mike-Meyer, who nailed a 54-yarder against the Rams (11/9/75).

**KING SHINES IN RELIEF ROLE (11/28)** – Rookie QB Shaun King replaces an injured Trent Diller (clavicle) and escorts Tampa Bay to a 16-3 win at Seattle. The win marks the club's first in the Kingdome. King hits WR Jacquez Green for his first career completion, then later lofts a scoring toss to TE Patrick Hape, sealing Tampa Bay's fourth consecutive victory.

**RECORD CROWD LIFTS BUCS TO MONDAY NIGHT WIN (12/6)** – Tampa Bay beats Minnesota 24-17 before a then-record crowd of 65,741 at Raymond James Stadium. The game marks the starting debut of rookie QB Shaun King, who throws two second-half TD passes. Tampa Bay's swarming defense forces four Viking turnovers, including a 55-yard INT return by CB Donnie Abraham on the third play of the game.

**BUCS WIN SIXTH CONSECUTIVE GAME (12/12)** – Tampa Bay rallies for two fourth-quarter TDs to defeat Detroit 23-16 at Raymond James Stadium. The win is the Bucs' sixth consecutive triumph, breaking the team mark of five consecutive victories (1979, 1997). In the process, Tampa Bay assumes sole possession of first place in the NFC Central Division.

**BUCS SET HOME WIN MARK AGAINST PACKERS (12/26)** – Tampa Bay completes its 1999 home slate with a club-record 7-1 mark after a 29-10 triumph over Green Bay. FB Mike Alstott runs for two TDs in the fourth quarter to seal the win. The Bucs' previous best home record was a 6-2 mark, set in 1984 and 1998. Tampa Bay also clinches its fifth-ever playoff appearance.

## 2000

**BUCS CLAIM FIRST NFC CENTRAL TITLE IN 18 YEARS (1/2)** – The Bucs beat Chicago 20-6 at Soldier Field to claim their first NFC Central Division title since 1981. Tampa Bay also concludes the regular season with a franchise-record 11 wins. The Bucs rush for 143 yards and hold the potent Bears offense to two FGs. An estimated crowd of 5,000 greets the champs upon their arrival at One Buccaneer Place Sunday night.

**FOUR BUCS EARN FIRST-TEAM-ALL-PRO HONORS (1/8)** – Four Buccaneers — FB Mike Alstott, LB Derrick Brooks, S John Lynch and DT Warren Sapp — earn first-team All-Pro honors from the Associated Press. Tampa Bay could claim five first team AP All-Pro selections in the franchise's first 23 seasons of existence. The Bucs tied the eventual Super Bowl champion Rams for most players on the 1999 squad.

**SAPP NAMED AP NFL DEFENSIVE PLAYER OF THE YEAR (1/13)** – DT Warren Sapp earns NFL Defensive Player of the Year honors from the Associated Press. In a poll of 50 media members, Sapp receives 19 votes, edging out Tennessee DE Jevon Kearse. Sapp is the first Buccaneer to win the award since Hall of Famer Lee Roy Selmon won the trophy in 1979. Sapp finished the regular season with 54 tackles and a career-best 12.5 sacks.

**BUCS RALLY PAST REDSKINS IN DIVISIONAL PLAYOFF (1/15)** – Tampa Bay rallies from a 13-0 deficit to defeat the Washington Redskins 14-13 in an NFC divisional playoff game before a record crowd of 65,835 at Raymond James Stadium. QB Shaun King hits TE John Davis on a one-yard TD toss midway through the fourth quarter to give the Bucs their first and only lead. Tampa Bay's defense holds Washington's second-ranked offense to 157 total yards and no offensive TDs. The win propels the Bucs to their first NFC Championship Game in 20 years.

**TAMPA BAY FALLS ONE WIN SHY OF SUPER BOWL (1/23)** – Tampa Bay's valiant defensive effort falls short as the St. Louis Rams rally late for an 11-6 win in the NFC Championship Game at the Trans World Dome. The Bucs hold the high-powered Rams offense 22 points below their season average. St. Louis would capture Super Bowl XXXIV the following Sunday in Atlanta.

**SIX BUCS HELP COACHING STAFF DEFEAT AFC IN PRO BOWL (2/6)** – The NFC, led by Tony Dungy and the rest of the Buccaneers coaching staff, whips the AFC 51-31 in the highest-scoring Pro Bowl ever. Tampa Bay is represented by six players — FB Mike Alstott, LB Derrick Brooks, S John Lynch, C Tony Mayberry, LB Hardy Nickerson and DT Warren Sapp. Alstott scores three TDs and Brooks returns a QB Mark Brunell INT for a score.

**BUCS INK 11-TIME PRO BOWLER MCDANIEL (3/1)** – The Bucs snag another former Vikings offensive lineman, signing perennial Pro Bowl G Randall McDaniel to a three-year contract. McDaniel, who spent his previous 12 seasons in Minnesota, owns the NFL record for consecutive Pro Bowl starts with 11. He enters the 2000 season with 170 consecutive starts, second only to Tennessee's Bruce Matthews (197) among active players.

**BUCS TRADE FOR JETS WR JOHNSON (4/12)** – The Bucs trade their two first-round picks (13th, 27th overall) in the 1999 NFL Draft to the New York Jets for two-time Pro Bowl WR Keyshawn Johnson. Tampa Bay then signs Johnson to an eight-year contract. Johnson's 305 catches over his first four NFL seasons trail only WR Marvin Harrison (Colts, 311, 1996-98) and WR Andre Rison (Falcons, 308, 1989-92) in league annals. The fifth-year pro can also boast 31 career scoring grabs.

**BUCS RECORD LARGEST MARGIN OF VICTORY IN HOME OPENER (9/10)** – Tampa Bay records the largest margin of victory in team history with a 41-0 win over Chicago in its home opener at Raymond James Stadium. The Bucs defense extends their streak to 14 quarters against Chicago without allowing a touchdown, and limits the Bears to just 165 total yards, including 49 passing, while forcing four turnovers.

**BUCS KNOCK OFF UNDEFEATED VIKINGS (10/29)** – The Bucs offense scores on each of its first four possessions as Tampa Bay snaps a four-game skid and ends Minnesota's 7-0 start at Raymond James Stadium. Tampa Bay's 31 first-half points ties the club record for points in a half. For the first time in club history, Tampa Bay scores 40-plus points in a game twice in the same season.

**SAPP SETS SINGLE-SEASON SACK RECORD (11/26)** – DT Warren Sapp breaks DE Lee Roy Selmon's franchise record for sacks in a season with two — giving him 13.5 for the year — as Tampa Bay downs Buffalo 31-17 at Raymond James Stadium. The Bucs' defense notches six sacks overall to surpass the club's single-season record of 44 in 1997.

**DUNN LEADS CLUB-RECORD DAY ON THE GROUND (12/3)** – Tampa Bay sets a club record with 250 yards rushing, including a career-high 210 by RB Warrick Dunn, on the way to a 27-7 victory over Dallas at Raymond James Stadium. Dunn's performance marks the second-best single-game effort in Bucs' history. K Martin Gramatica adds a 25-yard FG prior to halftime, tying the franchise record for consecutive field goals made with his 16th straight.

**BUCS SET FRANCHISE MARK FOR POINTS SCORED (12/10)** – S Damien Robinson intercepts Miami QB Jay Fiedler at the Bucs nine-yard line with 14 seconds remaining as Tampa Bay holds on for a 16-13 victory at rainy Pro Player Stadium. With the 16 points, Tampa Bay sets a club record for points in a season with 336, eclipsing the previous mark of 335 points in 1984. In addition, K Martin Gramatica breaks his own record for points in a season.

**TAMPA BAY CLINCHES SECOND STRAIGHT PLAYOFF BERTH (12/18)** – RB Warrick Dunn scores his third rushing touchdown of the game with 48 seconds remaining as Tampa Bay rallies for a 38-35 win over St. Louis before a national television audience on Monday Night Football. With the win at Raymond James Stadium, the Bucs clinch their second straight playoff berth and third in the last four seasons. Head coach Tony Dungy also becomes the winningest coach in franchise history with his 45th coaching victory.

## 2001

**CHRISTENSEN PROMOTED TO OFFENSIVE COORDINATOR (1/26)** – Quarterbacks coach Clyde Christensen is promoted to offensive coordinator. Christensen coached Tampa Bay's quarterbacks in 1999 and 2000 after tutoring the tight ends for his first three years from 1996-98.

**BUCS HOST THIRD SUPER BOWL (1/28)** – Baltimore defeats the N.Y. Giants, 34-7 as Tampa Bay plays host to Super Bowl XXXV at Raymond James Stadium.

**LEAGUE-HIGH AND TEAM-RECORD NINE BUCS PLAY IN PRO BOWL (2/4)** – Tampa Bay boasts a league-high and team-record nine players in the 2001 Pro Bowl in Hawaii. The Bucs' contingent includes a club-record six starters, but the AFC posts a 38-17 victory.

**BUCS GRAB BRAD JOHNSON IN FREE AGENCY (3/6)** – Tampa Bay ventures into free agency and returns with the biggest name on the market in Washington Redskins QB Brad Johnson. Johnson, who ranks third all-time in completion percentage, signs a five-year contract.

**RICE JOINS THREE OTHER FIRST-ROUNDERS ON DEFENSIVE LINE (3/23)** – Arizona Cardinals Pro Bowl DE Simeon Rice signs a five-year contract with Tampa Bay, joining a defensive line that features three other former first-round draft picks. Rice, who established an Arizona franchise mark with 16.5 quarterback sacks in 1999, notched 51.5 career sacks with the Cardinals.

**JOHN MCKAY DIES (6/10)** – John McKay, the first coach in Buccaneers history, dies of kidney failure due to complications from diabetes at the age of 77. McKay coached Tampa Bay from 1976-1984, leading the team to three playoff appearances, including a trip to the 1979 NFC Championship Game.

**BUCS SECOND GAME POSTPONED DUE TO TERRORIST ATTACKS (9/16)** – Due to the terrorist attacks on America on September 11, the NFL postpones all of its games on September 16 and 17, including the Bucs' home contest against Philadelphia. The games are rescheduled for the first weekend in January, with the rest of the playoff schedule, including the Super Bowl, moving back one week. Due to an already-scheduled bye in Week Three, the Bucs have a bizarre, 21-day layoff between the first and second games of the season.

**ALSTOTT LEADS ANOTHER HOME POUNDING OF THE VIKINGS (10/28)** – Almost exactly one year after demolishing Minnesota, 41-13, in Raymond James Stadium on 10/29/00, the Bucs prove it was no fluke with a 41-14 decision over the Vikings on 10/28/01. FB Mike Alstott leads the runaway victory with 129 rushing yards, tying a team and personal record with three rushing touchdowns.

**FIRST MNF ROAD VICTORY GIVES BUCS ANOTHER PRIME-TIME WIN OVER RAMS (11/26)** – For the second time in two years, the Buccaneers defeat the St. Louis Rams on Monday Night Football, following up a 38-35 thriller in Tampa in 2000 with a 24-17 victory at St. Louis in 2001. The win, which stands as the first road win for the Bucs on Monday Night Football in team history, gives the Bucs a measure of revenge in the stadium that saw their run to the 1999 Super Bowl come to an end.

**BUCS RECORD THIRD STRAIGHT ROAD WIN (12/2)** – During yet another December surge, the Buccaneers defeat the Cincinnati Bengals, 16-13 in overtime, when S John Lynch forces and recovers a fumble at the Bengals' three-yard line early in the extra period, setting up K Martin Gramatica's game-winning field goal. Following wins at Detroit and St. Louis, the victory over Cincinnati gives Tampa Bay three consecutive road wins for the first time in franchise history.

**BUCS TIE SINGLE-GAME SCORING RECORD IN CRUCIAL WIN OVER NEW ORLEANS (12/23)** – In a contest that would basically eliminate the loser from playoff contention and nearly guarantee the winner a postseason spot, the Buccaneers explode for 48 points in a blowout win over New Orleans. Taking a 30-0 halftime lead, the Bucs cruise to the 48-21 win, tying the team record for points scored in a single game (also against Atlanta, 9/13/97).

## 2002

**DUNGY DISMISSED (1/14)** – The team announces that Head Coach Tony Dungy has been relieved of his coaching duties after six seasons. Dungy posted a 54-42 record at the helm and led the Buccaneers to the playoffs in four of his six campaigns.

**GRUDEN INTRODUCED (2/20)** – New Head Coach Jon Gruden is introduced at a press conference at a downtown hotel after becoming the seventh head coach in franchise history. Gruden, 38, spent four seasons (1998-2001) as head coach of the Oakland Raiders.

**TAMPA BAY STARTS TRAINING CAMP AT DISNEY (7/29)** – The Buccaneers begin their first season under new Head Coach Jon Gruden at Disney's Wide World of Sports Complex at Walt Disney World Resort. For the first time, Tampa Bay will conduct training camp at Disney after training at the University of Tampa since 1987. The Buccaneers are the first NFL team to conduct training camp at Disney's sports complex.

**GRUDEN MAKES BUCCANEERS DEBUT (9/8)** – Jon Gruden, the Buccaneers seventh head coach, makes his regular season debut at Raymond James Stadium in a 26-20 overtime loss to the New Orleans Saints. Tampa Bay trails 20-10 late in the fourth quarter when they post a frantic 10-point comeback to send the game into overtime. The Bucs are forced to punt deep in their own territory on their third possession of overtime. P Tom Tupa lines up to punt, but senses pressure and is forced to pull the ball down and attempt a pass. Saints LB James Allen intercepts the pass in the end zone, giving New Orleans the victory.

**TAMPA BAY DEFENSE STIFLES ANOTHER ROAD OPPONENT (10/6)** – For the third straight road contest, the Bucs defense does not allow a touchdown and posts an interception return for a score in a club-record fourth straight game en route to a 20-6 win over the Atlanta Falcons at the Georgia Dome. The defense ties a then season-high with four interceptions—all in the second half—and adds four sacks against the Falcons. LB Derrick Brooks becomes the first linebacker in NFL history with three interception returns for touchdowns in a single season.

**RICE SETS NFL RECORD (12/1)** – In a Week 13 contest at New Orleans, DE Simeon Rice sets an NFL single-season record by recording his fifth consecutive multi-sack game. His three-sack performance against the Saints highlights a five-game streak that began at Carolina on October 27, during which he totaled 11 sacks, 29 tackles, four forced fumbles and one pass defended.

**BUCCANEERS CLAIM FIRST NFC SOUTH TITLE (12/22)** – Tampa Bay and New Orleans enter their Week 16 contests with the Bucs holding a one-game advantage in the NFC South. New Orleans suffers a 20-13 loss at Cincinnati on Sunday, thereby giving the first NFC South Division title to Tampa Bay before the Buccaneers take the field the following night against Pittsburgh. The division title is the fourth in Buccaneers history.

**GRAMATICA LEADS BUCS TO FRANCHISE-BEST 12TH VICTORY (12/29)** – Tampa Bay closes out the first regular season under Jon Gruden with its club record 12th win against the Chicago Bears in Champaign, IL. K Martin Gramatica kicks a career-high and team-record five field goals and the Bucs defense registers four interceptions in a 15-0 shutout. The win also marks the second road shutout of the season for the Buccaneers and is the first Tampa Bay victory in 22 tries when the thermometer reads below 40 degrees. With the victory, Tampa Bay finishes 6-2 on the road; the most wins away from home in franchise history, and secures the No. 2 seed in the NFC playoffs.

**2003**

**BROOKS NAMED NFL DEFENSIVE PLAYER OF THE YEAR (1/8)** – LB Derrick Brooks, the Bucs all-time leader in tackles, garners NFL Defensive Player of the Year honors. As part of the league's top-ranked defense in 2002, Brooks led the team with 170 tackles and tied for fourth in the NFC with five interceptions. Brooks was also selected to a club-record sixth-consecutive Pro Bowl in 2002 (as was DT Warren Sapp). His four touchdowns on turnovers in 2002 tied for the second-most in a single season in NFL history. He later adds another touchdown on an interception return in Super Bowl XXXVII.

**BUCS ADVANCE TO NFC CHAMPIONSHIP GAME (1/12)** – Tampa Bay qualifies for the NFC Championship Game for the third time in club history by defeating San Francisco 31-6 at Raymond James Stadium in an NFC Divisional Playoff contest. Tampa Bay races to a 28-6 halftime lead, scoring touchdowns on three consecutive possessions in the first half. The Bucs force five 49er turnovers and keep San Francisco out of the end zone for the first time in 50 games (including postseason).

**BUCS CLAIM NFC TITLE (1/19)** – Tampa Bay clinches its first NFC crown and Super Bowl berth with a 27-10 victory over the Philadelphia Eagles in the final game at Veterans Stadium. The Bucs defense forces three Eagle turnovers en route to securing the club's first postseason road win in franchise history. CB Ronde Barber paces an outstanding defensive effort and secures the victory with a club-record 92-yard interception return for a touchdown late in the fourth quarter.

**BUCS WIN SUPER BOWL XXXVII (1/26)** – The Bucs defeat the Oakland Raiders, 48-21, in Super Bowl XXXVII in San Diego behind a suffocating defense, setting Super Bowl records with five interceptions and three interception returns for touchdowns. It is the first NFL Championship in club history. At the age of 39, Jon Gruden becomes the youngest head coach to win a Super Bowl. S Dexter Jackson is named the game's MVP as the Bucs' top-ranked defense stifles the Raiders and the league's number one ranked offense. Tampa Bay limits Oakland to just 62 total yards in the first half, the second-fewest in Super Bowl history, and finishes the game surrendering just 269 total yards and 11 first downs. RB Michael Pittman runs for a season-high 125 yards and WR Keenan McCardell scores two touchdowns. LB Derrick Brooks seals the victory with a late fourth quarter interception return for a touchdown and CB Dwight Smith sets a Super Bowl record by returning a pair of second-half interceptions for touchdowns.

**WORLD CHAMPIONS PARADE THROUGH TAMPA (1/28)** – Following their 48-21 victory over Oakland in Super Bowl XXXVII, the World Champion Tampa Bay Buccaneers parade through downtown Tampa where more than 150,000 fans line the streets and crowd office buildings to celebrate the city's first major professional sports championship.

**BUCS SIGN DEFENSIVE COORDINATOR MONTE KIFFIN TO A NEW CONTRACT (1/30)** – Tampa Bay signs Monte Kiffin, architect of the NFL's top-ranked defense, to a new, three-year contract. Kiffin, a head coaching candidate, is rewarded for designing the first defense since the 1985 Chicago Bears to lead the league in total defense, fewest points allowed and total interceptions. Tampa Bay's defense allowed just 196 points in 2002, the fifth-fewest in a single season in NFL history during a 16-game schedule.

**SEVEN BUCS APPEAR ON PRO BOWL ROSTER (2/2)** – Tampa Bay has seven players on the roster for the 2003 Pro Bowl in Hawaii: FB Mike Altstott, LB Derrick Brooks, QB Brad Johnson, S John Lynch, LB Shelton Quarles, DE Simeon Rice and DT Warren Sapp. A total of six Buccaneers, all but Sapp due to an injury, see game action in the 45-20 AFC victory.

**BUCS DEFEAT THE JETS IN THE 2003 AMERICAN BOWL IN TOKYO, JAPAN (8/2)** – The defending Super Bowl champion Tampa Bay Buccaneers opened the preseason with a 30-14 victory over the N.Y. Jets in the 2003 American Bowl in their first-ever international appearance at the Tokyo Dome. Tampa Bay, which played in the final game of the 2002 season in its victory over the Oakland Raiders in Super Bowl XXXVII, joined the Jets in the first game of the 2003 preseason in Tokyo, Japan. Tampa Bay also conducted a pair of practices at the Tokyo Dome in preparation for the exhibition contest.

**BUCS DEFEAT EAGLES IN 2003 REGULAR SEASON OPENER (9/8)** – The defending Super Bowl champion Tampa Bay Buccaneers open up the regular season with a convincing 17-0 victory over Philadelphia in the Eagles' first regular season game at Lincoln Financial Field. WR Joe Jurevicius caught a pair of second half touchdowns, including a spectacular fourth quarter scoring reception in which he deflected the ball over an Eagles defender, spun to his left and dove to haul in the improbable touchdown catch. Tampa Bay's defense limited the Eagles to just 245 total yards as Philadelphia suffered a home shutout for the first time since 1998.

**BUCS POST SECOND SHUTOUT OF THE SEASON (10/26)** – Tampa Bay forces three turnovers and limits Dallas to 178 total yards of offense as the Bucs post their second shutout of the season, defeating the Dallas Cowboys 16-0 at Raymond James Stadium. The shutout marks the eighth in club history, including four over the past two seasons (2002 and 2003).

**BUCS RECORD-SETTING SACK STREAK ENDS AT 69 (11/16)** – Tampa Bay, which had recorded at least one sack in an NFL-record 69 consecutive games, is held sackless by the Green Bay Packers. It was the first time the Bucs defense had failed to register at least one sack since October 3, 1999 at Minnesota. During that 69-game streak, the Bucs defense also became the first unit to register at least one sack and one takeaway in 50 consecutive games since 1963.

**ATLANTA FALCONS NAME RICH MCKAY PRESIDENT AND GENERAL MANAGER (12/15)** – The Atlanta Falcons name Rich McKay President and General Manager. McKay spent the previous 12 seasons with Tampa Bay (1992-2003), including the past nine years (1995-2003) as the club's general manager. Under McKay, the Bucs made five playoff appearances, won two division titles and captured the club's first Super Bowl championship in 27 seasons with a 48-21 victory over the Oakland Raiders in Super Bowl XXXVII.

**FOUR BUCS SELECTED TO THE PRO BOWL (12/18)** – Tampa Bay has four players selected to the 2004 Pro Bowl: LB Derrick Brooks, WR Keenan McCardell, DE Simeon Rice and DT Warren Sapp. Brooks and Sapp are named to the Pro Bowl for the seventh consecutive time, eclipsing Hall of Famer Lee Roy Selmon's club record of six total appearances and consecutive appearances at the annual All-Star game.

**2004**

**ALLEN NAMED THIRD GENERAL MANAGER IN CLUB HISTORY (1/9)** – The Bucs name Bruce Allen the third general manager in club history. Allen joins Tampa Bay after spending the previous nine seasons (1995-2003) with the Oakland Raiders, helping the team to three division titles, two AFC Championship Game appearances and a berth in Super Bowl XXXVII.

**BUCS NAME DOUG WILLIAMS PERSONNEL EXECUTIVE (2/12)** – The Bucs reclaim one of the greatest players in club history by naming Doug Williams personnel executive for the team. Williams, who spent the last six seasons (1998-2003) as head coach of his alma mater at Grambling State University, compiled a 52-18 record and led the Tigers to three consecutive Southwestern Athletic Conference titles (2000-2002). A former first-round draft pick by Tampa Bay in the 1978 NFL Draft (17th overall), Williams led the Bucs to the first three playoff appearances in team history (1979, 1981 and 1982), including an appearance in the 1979 NFC Championship Game in just the club's fourth year of existence.

**BUCS UNVEIL PLANS FOR NEW TRAINING FACILITY (3/17)** – The Bucs unveil plans for their new, 136,320 square foot state-of-the-art training facility, promising a "world class facility" that will be the finest in the National Football League. The spectacular and innovative facility will be built on the Tampa Bay Center mall site across the street from Raymond James Stadium. The signature of the new facility will be its breathtaking entrance, which features the world's largest football towering nearly five stories tall. Since the team's inception in 1976, Tampa Bay has been based at One Buccaneer Place, a training facility located near the Tampa International Airport. The new facility will be ready prior to the 2006 season.

**BUCS ACQUIRE WR JOEY GALLOWAY (3/19)** – The Bucs acquire WR Joey Galloway from the Dallas Cowboys for WR Keyshawn Johnson.

**HURRICANE CHARLEY FORCES BUCS TO RESCHEDULE PRESEASON GAME (8/14)** – Because of the threat of Hurricane Charley, the Buccaneers reschedule their August 14 preseason contest against the Cincinnati Bengals for Monday, August 16. The Bucs organize a program to collect monetary donations at the contest that will be directed to appropriate Hurricane Charley relief efforts.

**DERRICK BROOKS AND THE BUCS COLLABORATE TO HELP HURRICANE IVAN VICTIMS (9/18)** – Derrick Brooks Charities and the Tampa Bay Buccaneers organize a program to collect monetary donations prior to the game between Tampa Bay and Seattle at Raymond James Stadium on September 19. In addition, Derrick Brooks Charities donates \$1000 for each tackle Derrick makes against the Seahawks. All funds collected are directed to appropriate Hurricane Ivan relief efforts in Brooks' hometown of Pensacola, Florida.

**BROWN RECORDS 100TH CAREER TOUCHDOWN RECEPTION AGAINST FORMER TEAM (9/26)** – In a rematch of Super Bowl XXXVII, Buccaneers WR Tim Brown returns to Oakland to haul in his 100th career touchdown reception, becoming just the fourth player in NFL history to accomplish the feat, with a 16-yard score in the fourth quarter.

**BUCS EARN LARGEST MARGIN OF VICTORY SINCE 2000 SEASON (11/21)** – Tampa Bay defeats the San Francisco 49ers 35-3 at Raymond James Stadium to post its largest margin of victory since the 2000 season. The Bucs defense limits the 49ers to 26 total yards and two first downs in the first half and finishes the contest surrendering just 197 total yards, while forcing five sacks and two turnovers. The offense is equally impressive, racking up 352 yards as RB Michael Pittman rushes for 106 yards on 21 carries with two touchdowns.

**CLAYTON SETS BUCS ROOKIE RECEIVING RECORD (11/28)** – Bucs rookie WR Michael Clayton hauls in eight receptions for 77 yards in the Week 11 contest at Carolina to move into first place all-time in team history for most receiving yards by a rookie in a season. Through 11 contests in 2004, Clayton posts 60 receptions for 828 yards, surpassing WR Lawrence Dawsey's 818 yards as a rookie in 1991.

**RICE RECORDS 100TH CAREER SACK AS BUCS POST NINTH SHUTOUT IN FRANCHISE HISTORY (12/5)** – Tampa Bay records the ninth shutout in franchise history with a 27-0 victory over the Atlanta Falcons at Raymond James Stadium. Buccaneers DE Simeon Rice records the 100th and 101st sacks of his career, becoming just the 22nd player in league history and only the second active player to reach the 100-sack plateau. The Buccaneers defense records five sacks and forces five turnovers, intercepting QB Michael Vick twice and forcing two fumbles by the Falcons signal caller.

**TWO BUCS EARN PRO BOWL HONORS (12/22)** – The NFL announces that two Buccaneers, LB Derrick Brooks and CB Ronde Barber, have been selected to the 2005 AFC-NFC Pro Bowl. Brooks, who was selected for the eighth time to the Pro Bowl, becomes the franchise's all-time leader in Pro Bowl appearances, breaking a tie with former teammate DT Warren Sapp. Brooks' eight consecutive Pro Bowl appearances (1997-04) also establish a new team record. Barber is named to his second career Pro Bowl after making his first appearance in 2001.

**BUCS CLAYTON SETS ROOKIE TOUCHDOWN RECORD (12/26)** – Bucs rookie WR Michael Clayton catches a career-high two touchdowns against the Carolina Panthers at Raymond James Stadium, moving him into first place for most touchdown receptions by a rookie in franchise history. His six touchdown receptions on the season surpass the previous rookie record of five touchdown catches by WR Kevin House in 1980.

## 2005

**BUCS SELECT CARNELL "CADILLAC" WILLIAMS WITH FIFTH PICK IN NFL DRAFT (4/23)** – The Buccaneers draft Auburn RB Carnell "Cadillac" Williams with their first selection (fifth overall) in the 2005 NFL Draft. The selection of Williams marks the fourth time in team history that Tampa Bay has drafted a running back in the first round and the first time since 1997 (Warrick Dunn – 12th overall).

**WILLIAMS SETS NFL RECORD FOR MOST RUSHING YARDS IN FIRST THREE GAMES (9/25)** – In his first three games, Bucs rookie RB Carnell "Cadillac" Williams totals an NFL-record 434 rushing yards, becoming the first running back to begin his career with three consecutive 100-yard performances. Following his record-breaking performance, Williams' shoes and gloves are displayed at the Pro Football Hall of Fame.

**BARBER MATCHES OWN CLUB RECORD WITH THREE INTERCEPTIONS (12/4)** – CB Ronde Barber records a career-high tying three interceptions against the New Orleans Saints in Baton Rouge, LA to tie his own club record. His previous three interception performance also came against the Saints in 2001. Barber goes on to finish the season with five picks to lead the Buccaneers and tie for seventh in the NFC.

**BARBER BECOMES MEMBER OF EXCLUSIVE 20/20 CLUB (12/11)** – CB Ronde Barber records the 20th sack of his career at Carolina to join the 20 sack/20 interception club. He becomes the first cornerback in NFL history and just the seventh player all time to accomplish the feat.

**THREE BUCS NAMED TO PRO BOWL (12/21)** – The NFL announces that three Buccaneers, CB Ronde Barber, P Josh Bidwell and LB Derrick Brooks, have been selected to the 2006 AFC-NFC Pro Bowl. It marks Brooks' ninth consecutive selection to the all-star game, a team record for total and most consecutive appearances. Barber will make his third career appearance and second consecutive while Bidwell will play in his first career Pro Bowl.

**BUCCANEERS NOTCH 100TH OVERALL WIN UNDER GLAZER LEADERSHIP (12/24)** – In one of the most thrilling games in team history, the Buccaneers notch their 100th overall win since being purchased by Malcolm Glazer on January 16, 1995. The contest, against the division rival Atlanta Falcons, features four separate occasions in which the score is tied and five lead changes. The epic battle is prolonged when Bucs running back Cadillac Williams scores from six yards out on a fourth down run with 31 seconds remaining in regulation that forces overtime. In the extra period, the Buccaneers block a potential game-winning Atlanta field goal before successfully connecting on a 41-yard attempt of their own with only 54 seconds remaining in overtime. The milestone win emphasizes a reversal of fortunes for the Buccaneers, who prior to being purchased by Mr. Glazer, won just 87 games in 19 seasons.

## 2006

**BUCS CLAIM SECOND NFC SOUTH CROWN IN FOUR YEARS (1/1)** – Tampa Bay defeats the New Orleans Saints 27-13 in the final game of the regular season to earn its second NFC South division title in four seasons. Tampa Bay and the rival Carolina Panthers finish the regular season with identical 11-5 records, but the Buccaneers claim the NFC South by virtue of a better divisional record. The division title is the fifth in Buccaneers history.

**GALLOWAY SETS NEW FRANCHISE MARK FOR TOUCHDOWN RECEPTIONS (1/1)** – WR Joey Galloway records two touchdown receptions in the season finale against the New Orleans Saints, giving him 10 on the season to establish a new franchise record. Galloway's 10 touchdown receptions best the previous high of nine, held by WR Kevin House (1981), WR Bruce Hill (1988) and WR Mark Carrier (1989).

**WILLIAMS SETS BUCS ROOKIE RECORD FOR RUSHING YARDS IN A SEASON (1/1)** – RB Carnell "Cadillac" Williams finishes the season with 1,178 rushing yards to set a Buccaneers rookie record. His impressive rookie performance includes a team-record six 100-yard rushing games and three of the top 10 single-game rushing performances in team history.



**BUCCANEERS DEFENSE FINISHES THE SEASON AS THE TOP-RANKED UNIT IN THE NFL (1/1)** – Tampa Bay's defense finishes the season ranked No. 1 in total defense for the third time (1979, 2002 and 2005) in team history. The 2005 season also marks the ninth consecutive year (1997-2005) the Buccaneers ranked in the Top 10 in total defense, the longest active streak in the league and tied for the second-longest streak since 1970.

**WILLIAMS NAMED NFL ROOKIE OF THE YEAR (2/2)** – RB Carnell "Cadillac" Williams beats out LB Shawne Merriman of the San Diego Chargers, LB Lofa Tatupu of the Seattle Seahawks, LB Odell Thurman of the Cincinnati Bengals and LB Demarcus Ware of the Dallas Cowboys for Diet Pepsi Rookie of the Year honors. Williams is selected by fans on NFL.com with more than one million votes cast during the regular season and playoffs for NFL Rookie of the Week and Rookie of the Year honors.

**BROOKS NAMED 2006 PRO BOWL PLAYER OF THE GAME (2/12)** – Making his ninth consecutive Pro Bowl appearance, LB Derrick Brooks earns Player of the Game honors after returning an interception 59 yards for a touchdown to catapult the NFC to a 23-17 victory over the AFC in the 2006 Pro Bowl.

**BUCCANEERS PLAYERS AND COACHES BEGIN WORK AT NEW HEADQUARTERS (8/21)** – Arriving immediately after the conclusion of training camp in Central Florida, Buccaneers players and coaches move into the team's new 136,320-square-foot headquarters. Unmatched in grandeur by any other professional sports headquarters, the new base of operations spans more than 33 acres and provides the team with unparalleled resources of the highest quality. Some of those include a 7,900-square-foot weight room, technically advanced meeting rooms, three practice fields, a grand auditorium, high-tech coaches' studios with instant access to game film, a video-editing suite and a state-of-the-art training and rehabilitation area.

**BARBER RETURNS TWO INTERCEPTIONS FOR TOUCHDOWNS IN SAME GAME (10/22)** – Facing a Philadelphia Eagles team he had tormented in the past, CB Ronde Barber propels the Tampa Bay Buccaneers to a 23-21 victory by twice picking off QB Donovan McNabb, returning each interception for a touchdown. Barber's two TD returns mark the first time in franchise history that a player accomplishes such a feat in a regular season game. His two scores also make Barber the first player in team history to score two defensive touchdowns of any kind in a regular season game.

**BRYANT KICKS HIS WAY INTO RECORD BOOKS (10/22)** – With the Buccaneers trailing the Philadelphia Eagles 21-20 with only four seconds remaining in the game, K Matt Bryant produces a last-second miracle, kicking a 62-yard field goal to give the Bucs a 23-21 victory. Bryant's kick is the second-longest walk-off field goal in NFL history and the third-longest overall field goal in league annals. The previous long for the Buccaneers franchise was 57 yards by Michael Husted (12/19/93).

**BROOKS MOVES INTO FIRST PLACE IN TEAM HISTORY FOR GAMES PLAYED (11/5)** – In front of a home crowd and against the New Orleans Saints, perennial Pro Bowl LB Derrick Brooks plays in his 184th career game, moving into first place in Buccaneers' history for games played. The veteran defender shows no signs of slowing down as he finishes the contest with a team-leading and season-high 15 tackles, including two for a loss. Brooks finishes the season with 192 consecutive games played and 176 straight starts to lead all active Bucs players in both categories. He also ranks first in team history with 189 total starts.

**ROOKIE QB GRADKOWSKI MAKES HISTORY WITH INTERCEPTION-FREE STREAK (11/5)** – After a game against the New Orleans Saints in which he completes 18 of 31 passes for 185 yards and two touchdowns, Tampa Bay Buccaneers rookie QB Bruce Gradkowski runs his mark of pass attempts to 186 with only one interception. That number stands as a record for most attempts in NFL history by a quarterback before throwing a second interception. A week prior, against the New York Giants, Gradkowski became just the third quarterback in league history to throw only one interception in his first 150 pass attempts.

**BARBER MOVES INTO TIE FOR MOST INTERCEPTIONS IN TEAM HISTORY (11/13)** – With his third interception of the season, this time against Carolina Panthers QB Jake Delhomme, CB Ronde Barber notches his 31st career interception. That total places him in a tie for most interceptions by a Buccaneers player in team history with CB Donnie Abraham, who played for Tampa Bay from 1996-2001. Barber's historic pick comes in front of a Monday Night Football audience with 1:09 remaining in the second quarter of the contest.

**BUCCANEERS PLAY IN THANKSGIVING GAME FOR FIRST TIME IN FRANCHISE HISTORY (11/23)** – For the first time in Tampa Bay's 31-year history, the Buccaneers participate in one of the NFL's nationally televised Thanksgiving Day games, squaring off against the Dallas Cowboys. The contest is the third game in an 11-day stretch for the Buccaneers, marking only the fourth time since 1978 that a team has played three games in 11 days, with two of the contests on the road.

**BUCCANEERS WELCOME BACK PAST PLAYERS FOR TEAM'S FIRST ALUMNI WEEKEND (12/8)** – Approximately 120 former players representing a little over three decades of Buccaneers football are honored when the franchise holds its first Alumni Weekend. During the three-day celebration, former Bucs players who have given the franchise at least one full season of service watch practice, tour the team's new facility, participate in a golf event and attend a dinner party and gala at Raymond James Stadium. The weekend's activities culminate in a halftime tribute during a game against Atlanta in which the players take the field and are recognized by Buccaneers fans.

**THREE BUCS NAMED TO PRO BOWL (12/19)** – For the third consecutive season and fourth overall, CB Ronde Barber earns Pro Bowl honors after leading the Buccaneers with three interceptions and 20 passes defended to go along with his 108 tackles. Barber is later joined by Bucs TE/LS Dave Moore, who is selected as a "need player" by the NFC, and LB Derrick Brooks, who initially was chosen as first alternate at the outside linebacker position. For Moore, the selection represents the first of his career and first for a Bucs tight end since Jimmie Giles was selected in 1985. Moore is the first Buccaneers player to be chosen to the Pro Bowl as a long-snapper and just the third special teams performer to earn the invitation. Brooks is added to the NFC's roster when Chicago LB Lance Briggs pulls out of the game. His selection marks his 10th consecutive and 10th overall Pro Bowl selection – both team records.

**GLAZER FAMILY REACHES 100TH REGULAR SEASON WIN (12/24)** – A 22-7 victory over the Cleveland Browns in the penultimate game of the season marks the 100th regular season victory for the Tampa Bay Buccaneers since it was purchased by Malcolm Glazer on January 16, 1995. Under the ownership of Mr. Glazer and his family, the club has posted a .521 winning percentage and captured its first Super Bowl championship. Prior to the Glazer family's ownership, the Buccaneers won just 87 games in 19 seasons, posting a .300 winning percentage.

**GALLOWAY REACHES 1,000 YARDS FOR SECOND STRAIGHT SEASON (12/31)** – For only the second time in Tampa Bay's 31-year history, a Buccaneers receiver gains at least 1,000 receiving yards in two straight seasons when Joey Galloway reaches that mark against the Seattle Seahawks. Galloway finishes the season with a team-high 1,057 yards after logging 1,287 yards in 2005, also a club-high. Prior to Galloway's two consecutive 1,000-yard seasons, only Keyshawn Johnson achieved that feat, posting 1,266 yards in 2001 and 1,088 yards the following year.

## 2007

**BUCS SELECT GAINES ADAMS WITH FOURTH PICK IN NFL DRAFT (4/28)** – The Buccaneers draft Clemson DE Gaines Adams with their first selection (fourth overall) in the 2007 NFL Draft. The selection of Adams marks the first time since 1999 that the Buccaneers use their first-round selection on a defensive player. It is also the highest pick Tampa Bay has used on a defensive player since 1990.



**BUCS UNVEIL THE LARGEST FLYING NON-US FLAG IN THE NATION (9/6)** – The Buccaneers raise their new team flag, which measures over 4,000 square feet, at One Buccaneer Place following the afternoon practice. Buccaneers players and staff watch the flag ascend the 147.5-ft. pole on the west side of the team's headquarters as the team readies for its season-opening game in Seattle. At 80'x50' the flag is the largest flying non-US flag in the nation.

**GALLOWAY SURPASSES 10,000 RECEIVING YARDS (10/21)** – With his 46-yard receiving performance at Detroit, WR Joey Galloway surpasses 10,000 career receiving yards. He becomes the eighth active player and just the 28th player in NFL history to reach the 10,000-yard plateau.

**GARCIA SETS CONSECUTIVE COMPLETIONS RECORD (10/21)** – Facing his former team, QB Jeff Garcia completes a single-game team-record 18 consecutive completions against the Detroit Lions. Garcia has one of his best outings of the season, completing 37-of-45 passes for 316 yards and two touchdowns against the Lions.

**GARCIA'S CONSECUTIVE ATTEMPTS WITHOUT AN INTERCEPTION STREAK ENDS AT 197 (10/28)** – QB Jeff Garcia begins his career as a Buccaneer by attempting 197 consecutive passes without throwing an interception, besting the previous team record by Brad Johnson, who went 187 consecutive attempts without a pick from 2001-2002. Dating back to the 2006 season, Garcia went 217 attempts without an interception in the regular season, the sixth-longest streak since 2001.

**BARBER BECOMES BUCCANEERS ALL-TIME INTERCEPTION LEADER (11/25)** – CB Ronde Barber intercepts his 32nd career pass to move into first place on the team's career interception list. Barber's record-setting pick comes off QB Jason Campbell late in the fourth quarter to help Tampa Bay preserve a 19-13 victory over the Washington Redskins.

**CARTER RECORDS 100TH CAREER SACK (11/25)** – In his first season with the Buccaneers, DE Kevin Carter posts the 100th sack of his career, dropping QB Jason Campbell in a win against the Redskins. Carter becomes the 24th player in NFL history to reach the 100-sack plateau.

**BUCS EARN THIRD NFC SOUTH TITLE IN SIX SEASONS (12/16)** – Tampa Bay defeats the Atlanta Falcons 37-3 in Week 15 to earn its third NFC South division title in six seasons. Tampa Bay moves to 5-0 in its division for the first time since 1979 while clinching the sixth division title in team history and fourth since the Glazer family took over in 1995.

**BUCS POST FIRST-EVER KICKOFF RETURN FOR A TOUCHDOWN (12/16)** – It took 1,865 kickoff returns, but WR Micheal Spurlock records the first kickoff return for a touchdown in team history on his 90-yard return against the Atlanta Falcons. He is one of 140 players to have returned a kickoff for the Buccaneers. The historic return helps propel the Buccaneers to the NFC South division title.

**GRAHAM SETS TEAM RECORD WITH SCORE IN SIXTH CONSECUTIVE GAME (12/16)** – RB Earnest Graham, who began the year as a backup running back, scores a touchdown in his sixth consecutive game to set a new team record for most consecutive games with a touchdown. Graham's touchdown is his team-leading 10th of the year as he finishes the game against Atlanta with 22 carries for 79 yards and one touchdown.

**GALLOWAY POSTS THIRD CONSECUTIVE 1,000-YARD SEASON (12/23)** – With a 29-yard reception in the second quarter at San Francisco, WR Joey Galloway becomes the first player in team history to record three consecutive and three overall 1,000-yard receiving seasons while also marking the first time in his 13-year career Galloway accomplished the feat. It goes down as the sixth 1,000-yard campaign of his career.

## 2008

**BROOKS BECOMES TEAM'S ALL-TIME LEADER IN PLAYOFF APPEARANCES, STARTS (1/6)** – With his start in the NFC Wild Card matchup against the New York Giants, LB Derrick Brooks becomes the Bucs all-time leader in playoff games played (11) and started (11). Brooks, who already holds the franchise record for most career regular season games and starts, surpasses former teammates FB Mike Alstott and LB Shelton Quarles, who each played in 10 career postseason contests.

**ALSTOTT ANNOUNCES RETIREMENT (1/24)** – Arguably the most popular player in team history, FB Mike Alstott retires after a 12-year career. A second-round selection (35th overall) in the 1996 draft, Alstott ends his career as the club record holder in touchdowns (71), rushing touchdowns (58) and Pro Bowl appearances by an offensive player (six). His 432 points ranks third in Buccaneer history and he is the only non-kicker in club annals to surpass the 400-point plateau. During his career, Alstott amassed 1,359 rushing attempts for 5,088 yards (both second in team history) and caught 305 passes (third in team history) for 2,284 yards. Alstott played in 158 career regular season games as a Buccaneer, seventh-most in team history, with 137 starts, fifth-most in team history, and 10 playoff games (tied for second in team history) with seven starts, including starting at fullback in the Buccaneers' 48-21 victory over the Oakland Raiders in Super Bowl XXXVII.

**GARCIA EARNS PRO BOWL SELECTION (1/24)** – QB Jeff Garcia is added to the NFC squad for the 2008 AFC-NFC Pro Bowl, becoming the lone selection in the annual all-star event for the Buccaneers. Garcia, the NFC's first alternate at quarterback, replaces Green Bay Packers QB Brett Favre. His appearance is the fourth of his career and first as a Buccaneer. It marks just the third time in Buccaneers history that a quarterback has been named to the Pro Bowl, joining Trent Dilfer (1997) and Brad Johnson (2002). Garcia finished the season as the NFL's seventh-rated passer (94.6) and ranked second in the league with a team-record 1.2 interception percentage.

**BUCS SELECT AQIB TALIB IN NFL DRAFT (4/26)** – The Buccaneers select Kansas CB Agib Talib with their first selection (20th overall) in the 2008 NFL Draft. Talib becomes the highest cornerback ever selected by Tampa Bay and just the second defensive back the Buccaneers have ever drafted in the first round.

**ROOKIE SMITH SETS TEAM RETURN RECORD (11/2)** – Buccaneers rookie RB/KR Clifton Smith sets a franchise record for the most return yards by an individual in a single game. Smith racks up 259 total return yards at Kansas City, including a 97-yard kickoff return for a touchdown. He becomes only the second player in team history to return a kickoff for a touchdown and the only player in team history to return a kickoff and punt for a touchdown as a Buccaneer.

**GRUDEN BECOMES BUCCANEERS ALL-TIME WINNINGEST COACH (11/2)** – With the Buccaneers 30-27 overtime victory at Kansas City, Jon Gruden becomes the all-time winningest coach in Buccaneers history. The victory is his 57th career win as Buccaneers head coach, surpassing Tony Dungy for the most wins ever in franchise history.

**FOUR BUCCANEERS EARN PRO BOWL HONORS (12/16)** – LB Derrick Brooks and rookie RB/KR Clifton Smith are selected to the NFL's annual all-star game in Hawaii. It marks Brooks' 11th selection, tops in team history and tied for second in NFL history for most Pro Bowl selections by a linebacker. Despite serving on the Buccaneers practice squad until Week 8 of the season, the undrafted Smith becomes the first kick returner in franchise history to be selected to the Pro Bowl and just the second rookie in team history, joining RB Warrick Dunn in 1997. In addition, Smith is only the third undrafted rookie free agent since 1970 to make the Pro Bowl. Named first alternates, CB Ronde Barber and G Davin Joseph, are later added to the Pro Bowl roster to round out the Buccaneers selections. It marks Barber's fifth career selection, moving him into a tie for fifth place in team history. Joseph's selection is the first of his career and marks the first time a Buccaneers offensive lineman is selected since 2000.

**2009**

**ANTONIO BRYANT NAMED COMEBACK PLAYER OF THE YEAR (1/15)** – In his first season with the Buccaneers, WR Antonio Bryant is named the 2008 Comeback Player of the Year by The Sporting News. Bryant finishes the season setting career highs and leading the team with 83 receptions for 1,248 yards and seven touchdowns.

**BUCCANEERS DISMISS GRUDEN, ALLEN (1/16)** – The Buccaneers dismiss head coach Jon Gruden and general manager Bruce Allen. Gruden coached the Buccaneers for seven seasons, compiling a 57-55 record during the regular season and 3-2 in the playoffs. Gruden led the Buccaneers to a victory in Super Bowl XXXVII and three NFC South Division titles. He leaves as the Buccaneers all-time winningest coach.

**MORRIS AND DOMINIK INTRODUCED AS HEAD COACH AND GENERAL MANAGER (1/17)** – The Buccaneers announce Raheem Morris as head coach and Mark Dominik as general manager in a press conference at One Buccaneer Place. Morris, who spent six of the previous seven seasons as a defensive assistant with the Buccaneers, is the youngest head coach in the NFL at the time of his hiring and the eighth head coach in team history. Dominik is the fourth general manager in club history after spending the previous 14 seasons in the Buccaneers personnel department in various capacities.

**QB JOSH FREEMAN DRAFTED IN THE FIRST ROUND (4/25)** – The Buccaneers select Kansas State QB Josh Freeman with their first selection (17th overall) in the 2009 NFL Draft. Freeman becomes the highest quarterback selected by Tampa Bay in the first round since Trent Dilfer was drafted sixth overall in the 1994 NFL Draft.

**TALIB TIES FRANCHISE RECORD WITH THREE INTERCEPTIONS (10/4)** – CB Aqib Talib picks off QB Jason Campbell three times at Washington to tie CB Ronde Barber's club record, which he accomplished twice. Talib finishes the season with five interceptions to tie for the team lead and establish a career high.

**BUGS PARTICIPATE IN NFL INTERNATIONAL SERIES (10/25)** – In just their second international appearance, and first during the regular season, Tampa Bay falls to the New England Patriots by a score of 35-7 as part of the NFL's International Series in London. A raucous crowd of 84,254, the largest to watch the Bucs all season, fill historic Wembley Stadium to take in the game.

**BUCCANEERS WEAR THROWBACK UNIFORMS, SELMON ENTERS RING OF HONOR (11/8)** – For the first time, Tampa Bay wears its 1976 Florida orange throwback uniforms in a comeback victory over the Packers. At halftime, Buccaneer legend and Pro Football Hall of Fame DE Lee Roy Selmon becomes the first inductee into the team's Ring of Honor as the organization also recognizes the Buccaneers 1979 playoff team, with several members of the team in attendance.

**MORRIS, FREEMAN EARN FIRST VICTORY IN COMEBACK WIN OVER GREEN BAY (11/8)** – Making his first career start, QB Josh Freeman rallies the Buccaneers from an 11-point, fourth-quarter deficit against the Packers to give Head Coach Raheem Morris his first career victory. Freeman becomes the second youngest quarterback to win his first career start since 1970. Defensively, Tampa Bay records six sacks and three interceptions in a game for the first time since 1990.

**WINSLOW SETS NEW SINGLE-SEASON CATCH MARK BY A TIGHT END (12/20)** – TE Kellen Winslow records six receptions for 93 yards in a comeback win at Seattle to surpass TE Jackie Harris for most receptions in a single season by a tight end in team history. Harris registered 62 receptions in 1995 before Winslow established the new record, finishing the 2009 season with 77 catches.

**BUGS SHOCK SAINTS IN NEW ORLEANS (12/27)** – Trailing 17-0 in the second quarter at New Orleans, Tampa Bay scores 20 unanswered points against the eventual Super Bowl champions to win an overtime on K Connor Barth's 47-yard field goal. The 17-point comeback ties for the second-largest comeback in team history and it also marks the first time in NFL history that a team that was 10 or more games below .500 defeated a team that was 10 or more games above .500. The defense limits New Orleans to 17 points, tied for the fewest by the Saints in a single game on the season.

**WINSLOW SURPASSES GILES FOR MOST RECEIVING YARDS BY A TIGHT END (12/27)** – With his team-high 76 receiving yards at New Orleans, TE Kellen Winslow moves past TE Jimmie Giles (786 in 1981) for the most receiving yards for a tight end in a single season in team history. Winslow finishes the season with 884 receiving yards.

**FREEMAN ESTABLISHES NEW ROOKIE RECORD FOR SINGLE SEASON PASSING YARDS (12/27)** – Rookie QB Josh Freeman throws for 271 yards in the comeback win against the Saints, moving him past QB Bruce Gradkowski (1,661 passing yards in 2006) for most passing yards in a single season by a rookie in team history. Freeman goes on to throw for 1,855 yards on the season.

**2010**

**FREEMAN SETS ROOKIE MARK FOR TOUCHDOWN PASSES IN A SEASON (1/3)** – QB Josh Freeman throws his 10th touchdown pass of the season in the season finale against Atlanta to establish a new rookie record for most touchdown passes in a single season, surpassing QB Bruce Gradkowski, who had nine touchdown passes in 2006.

**BARBER STARTS IN RECORD 172ND CONSECUTIVE GAME (10/17)** – CB Ronde Barber makes his 172nd consecutive start against New Orleans, surpassing Hall of Fame CB Dick LeBeau for the most consecutive starts by a cornerback in NFL history.

**BARBER RECORDS 40TH CAREER INTERCEPTION (11/21)** – CB Ronde Barber picks off QB Troy Smith for his 40th career interception in a shutout victory at San Francisco to become the first player in NFL history to record 25+ sacks and 40+ interceptions in their career. Barber's 40 career interceptions are also tops in franchise history.

**BUCCANEERS POST SHUTOUT IN SAN FRANCISCO (11/21)** – Tampa Bay defeats the 49ers 21-0 to become the first team to shut out the 49ers in San Francisco since 1977. It also marks the Buccaneers' first shutout since December 5, 2004 against the Atlanta Falcons.

**FREEMAN THROWS FIVE TOUCHDOWN PASSES (12/26)** – In a 38-15 win against Seattle, QB Josh Freeman throws a career-high five touchdowns with no interceptions to become the youngest quarterback (22) to accomplish the feat since Dan Marino (22) on September 2, 1984.

**2011**

**BLOUNT SURPASSES 1,000-YARDS RUSHING (1/2)** – RB LeGarrette Blount rushes for 66 yards in the season finale to finish his rookie campaign with 1,007 rushing yards, becoming just the second undrafted rookie running back in NFL history to finish with over 1,000 yards in a single season, despite just starting in seven games on the season. He also becomes just the third rookie running back in team history to finish with over 1,000 rushing yards in a single season.

**FREEMAN RANKS IN THE TOP 10 ALL TIME IN TD/INT RATIO (1/2)** – QB Josh Freeman finishes the season with a 25/6 touchdown-interception ratio to rank as the ninth-best ratio in NFL history among quarterbacks with at least 20 touchdown passes in a season. He also becomes just the second quarterback in NFL history under the age of 23 to throw six-or-fewer interceptions in a season with 200+ attempts (Dan Marino – 1983).

**BLOUNT AND WILLIAMS LEAD ALL ROOKIES IN RUSHING AND RECEIVING (1/2)** – Tampa Bay becomes the first team in NFL history to have two different players, RB LeGarrette Blount and WR Mike Williams, lead all rookies in rushing and receiving yards since 1968 (Cincinnati). Blount's 1,007 rushing yards and Williams' 964 receiving yards also lead the Buccaneers on the season.

**WILLIAMS SETS NEW TEAM RECORD FOR TOUCHDOWN RECEPTIONS (1/2)** – With his 18-yard touchdown reception in the season finale, rookie WR Mike Williams finishes the season with 11 receiving touchdowns to set a new franchise record for most receiving touchdowns in a season. His 11 touchdown receptions also lead all NFL rookies.

**BUCS FINISH WITH 10 WINS, DESPITE STARTING 10 ROOKIES (1/2)** – With a 10-6 final record, the Buccaneers become the first team since the merger (1970) to start 10+ different rookies in a single season and finish with a winning record.

**10 WINS MARKS BEST SINGLE-SEASON TURNAROUND (1/2)** – The Buccaneers' 10th win in the season finale against New Orleans, preceded by a 3-13 season in 2009, represents the best single-season turnaround in team history with a seven-game improvement. It also marks the biggest turnaround in the NFL in 2010.

**BUCS MATCH FRANCHISE-BEST ROAD RECORD (1/2)** – The Buccaneers finish the 2010 season with a 6-2 road record, matching the franchise's all-time best road record established during the Buccaneers championship season in 2002.

**PENN ADDED TO PRO BOWL ROSTER (1/24)** – T Donald Penn is added to the NFC squad for the 2011 AFC-NFC Pro Bowl, becoming the lone selection for the Buccaneers in the annual all-star event. Penn, the NFC's second alternate at tackle, replaces Green Bay Packers T Chad Clifton. His appearance is the first of his career and it marks the first time in Buccaneers history that an offensive tackle has been named to the Pro Bowl.

**FREEMAN'S STREAK SNAPPED (9/25)** – Against Atlanta, QB Josh Freeman fails to throw a touchdown pass for the first time in 15 contests. His 15 consecutive games with a touchdown pass set a new team mark.

**BARTH TIES NFL RECORD (12/4)** – Against Carolina, K Connor Barth became just the third player in NFL history to make four or more field goals of 40 or more yards in one half (50, 47, 46, 44). The four field goals also tied a Buccaneers record for most in a half.

**JOSEPH SELECTED TO SECOND PRO BOWL (12/27)** – G Davin Joseph was selected to play for the NFC squad in the 2012 AFC-NFC Pro Bowl. It was the second time in Joseph's six seasons, all with the Buccaneers, that he was honored.

## 2012

**BARBER PLAYS MOST GAMES IN FRANCHISE HISTORY (1/1)** – CB Ronde Barber plays in his 225th career game, all with the Buccaneers, surpassing former LB Derrick Brooks (224) for the most in team history.

**BARTH COMPLETES MOST ACCURATE SEASON IN TEAM HISTORY (1/1)** – K Connor Barth converts 26-of-28 field goals on the season, for a franchise-record 92.9 percent. That rate ranked second in the NFL. In addition, Barth was successful on all 23 of his PATs.

**KOENEN MAKES MAJOR IMPACT IN FIRST YEAR (1/1)** – After signing with the Buccaneers as an unrestricted free agent, P Michael Koenen compiled arguably the best punting season in franchise history. Koenen set the club record for net average (40.3) by 2.5 yards over the previous mark, while his 45.1-gross average was the second-highest total in club annals. Koenen also set team single-game record for highest gross average (52.2, min. 4) in his first contest as Buccaneer on September 11, against Detroit.

**FOSTER LEADS ALL NFL ROOKIES IN TACKLES (1/1)** – LB Mason Foster leads all NFL rookies in tackles. His 126 stops also led the team and were the second-most in franchise history for a rookie. Foster, who started the final 15 games at middle linebacker, also recorded four tackles for loss, two sacks, one interception, one forced fumble and one fumble recovery.

**MORRIS DISMISSED (1/2)** – The Buccaneers announce the dismissal of head coach Raheem Morris. Morris coached the team for three seasons, tallying a 17-31 record.

**SCHIANO HIRED AS HEAD COACH (1/26)** – The Buccaneers announce former Rutgers head coach Greg Schiano as the ninth coach in franchise history. In 12 years at Rutgers, Schiano compiled a 68-67 record, leading the team to six bowl game appearances.

**BARBER MAKES 200TH CONSECUTIVE START (9/9)** – CB Ronde Barber made his 200th consecutive start at cornerback in the season opener against the Carolina Panthers, extending his streak for the most consecutive games started by a cornerback.

**BARBER SCORES AGAIN (10/14)** – DB Ronde Barber returned an interception 78 yards in a 38-10 win over the Kansas City Chiefs, the 45th interception of his career and the eighth he has returned for a score. He has 14 career return touchdowns (eight from interceptions, four from fumble recoveries, one from punt return, one from punt block), the fourth-most return touchdowns in NFL history.

**BARBER SETS BUCCANEERS RECORD FOR GAMES STARTED (10/21)** – DB Ronde Barber recorded his 222nd career start against New Orleans, passing former Buccaneers LB Derrick Brooks (221 starts from 1995-08) for the most starts in team history.

**JACKSON SETS FRANCHISE RECORD FOR RECEIVING YARDS (10/21)** – WR Vincent Jackson set a team record and career-high with 216 receiving yards, including a career long 95-yard reception.

**MARTIN'S RECORD-BREAKING DAY (11/4)** – RB Doug Martin had the best game a Buccaneers running back has ever had in a 42-32 victory at Oakland, recording 251 rushing yards on only 25 carries (10.1 avg.) and four rushing touchdowns. His 251 rushing yards were the tenth-most in NFL history, and he became only the second player in league history to record 250+ rushing yards and four touchdowns in the same game.

**BARBER PASSES OTTO (12/2)** – DB Ronde Barber passed Hall of Fame C Jim Otto for the seventh-most consecutive starts in NFL history, with his 210th consecutive start.

**McCOY SELECTED TO FIRST PRO BOWL (12/26)** – DT Gerald McCoy was selected to play for the NFC squad in the 2013 AFC-NFC Pro Bowl. It was the first time in McCoy's career that he has been honored.

**BARBER TIES PAGE (12/30)** – DB Ronde Barber ties Hall of Fame DE Alan Page for the sixth-most consecutive starts in NFL history, with his 215th consecutive start.

**FREEMAN SETS RECORDS (12/30)** – Having set the franchise record for passing yards in a single season against the Rams (12/23), QB Josh Freeman became the first Buccaneer to throw for 4,000 yards in a season against Atlanta. He also set the single-season Buccaneer mark for touchdown passes in a season (27) and career touchdown passes (78).

**MARTIN'S ROOKIE MARKS (12/30)** – RB Doug Martin capped off a brilliant rookie season, recording the second-most scrimmage yards (1,926), rushing yards (1,454) touchdowns (12), and rushing touchdowns (11) in franchise history, all of which were rookie records.

## 2013

**JACKSON SELECTED TO THIRD PRO BOWL (1/15)** – WR Vincent Jackson was selected to play for the NFC squad in the 2013 AFC-NFC Pro Bowl. It was the third time that Jackson was selected to the all-star game, and his first with the Buccaneers.

**MARTIN SELECTED TO FIRST PRO BOWL (12/26)** – RB Doug Martin was selected to play for the NFC squad in the 2013 AFC-NFC Pro Bowl. Martin became the first Buccaneers rookie to go to the event since Clifton Smith in 2008.

**BUCS TRADE FOR JETS CB REVIS (4/21)** – The Bucs trade a first round pick (13th overall) in the 2013 NFL Draft and a conditional draft pick in the 2014 NFL Draft to the New York Jets for three-time All-Pro CB Darrelle Revis. A four-time Pro Bowl selection and the 2009 AFC Defensive Player of the Year, Revis is widely considered one of the best cornerbacks in the NFL.

**SAPP INDUCTED INTO HALL OF FAME (8/4)** – DT Warren Sapp joins DE Lee Roy Selmon as the only Buccaneers in the NFL Hall of Fame. Sapp is inducted by his daughter, Mercedes.

**McCoy & Revis Selected to Pro Bowl (12/26)** – DT Gerald McCoy and CB Darrelle Revis were selected to play in the 2014 Pro Bowl. McCoy earns the honors for the second time in his career, becoming only the fourth Buccaneers defensive lineman to earn multiple Pro Bowl berths. It is Revis' fifth career Pro Bowl selection and his first with the Buccaneers.

**Schiano, Dominik Dismissed (12/30)** – The Buccaneers announce the dismissal of head coach Greg Schiano and general manager Mark Dominik. Schiano coached the team for two seasons, tallying a 11-21 record.

## 2014

**Smith Named Head Coach (1/2)** – Former Chicago Bears head coach Lovie Smith is named as the 10th head coach in Buccaneers history. Smith spent nine seasons as the head coach of the Bears (2004-12). The 2005 Associated Press Coach of the Year, Smith amassed a record of 81-63 with Chicago, earning three division titles, two NFC Championship game appearances and a berth in Super Bowl XLII.

**McCoy and David Named First-Team All-Pro (1/3)** – Defensive tackle Gerald McCoy and linebacker Lavonte David each earn first-team Associated Press All-Pro honors, becoming the first Buccaneers teammates to earn the distinction since 2005. David joins Hardy Nickerson and Derrick Brooks as the only linebackers in team history to be selected, while McCoy is the team's fourth defensive lineman to be honored (Simeon Rice, Warren Sapp and Lee Roy Selmon).

**Licht Named General Manager (1/21)** – The Buccaneers hire Jason Licht as the fifth general manager in franchise history. In his career, the clubs that Licht has worked for have amassed nine playoff appearances, eight division championships, four conference championships and one Super Bowl title.

**Buccaneers and Nike Unveil New Logo and Uniform Design (3/3)** – As part of a unique and innovative social media rollout, the Buccaneers debut their new NFL Nike Elite 51 Uniform designs, incorporating many of the unique historical aspects of the Tampa Bay area and featuring a refreshed color scheme honoring the franchise's past and present, while confidently positioning the team for the future.

**Concessions Renovations at Raymond James (5/5)** – The Buccaneers and Aramark, the team's food and beverage and retail services partner, announce plans for a comprehensive overhaul of the 14 main concourse concession locations and the construction of four additional beverage stands at Raymond James Stadium.

**First-Ever 'All-Offense' Draft by the Buccaneers (5/10)** – Beginning with their selection of wide receiver Mike Evans with the seventh overall pick, the Buccaneers had their first-ever draft of exclusively offensive players. Tampa Bay used all six of its picks in the 2014 NFL Draft to select players on the offensive side of the ball: wide receiver Mike Evans (first round, seventh overall), tight end Austin Seferian-Jenkins (second round, 38th overall), running back Charles Sims (third round, 69th overall), guard Kadeem Edwards (fifth round, 143rd overall), tackle Kevin Pamphile (fifth round, 149th overall) and wide receiver Robert Herron (sixth round, 185th overall).

**Buccaneers Owner Malcolm Glazer Passes Away (5/28)** – Tampa Bay Buccaneers owner Malcolm Glazer passes away at age 85. A dynamic business leader, Glazer helped mold the Buccaneers into a model franchise and one respected league-wide. Since being purchased by Glazer in 1995, the Buccaneers franchise has earned seven playoff berths, five playoff wins, and captured its first Super Bowl championship in 2002.

**Evans is Youngest Player in NFL History with 200 Receiving Yards (11/16)** – Bucs rookie wide receiver Mike Evans had a banner day against the Washington Redskins, catching seven passes for 209 yards and two touchdowns, en route to a 27-7 Buccaneers victory. Evans' 209 receiving yards rank as the third-most in team history and, at 21 years old, he is the youngest player in NFL history with 200 receiving yards in a game.

**McCoy Selected to Third Consecutive Pro Bowl (12/23)** – Defensive tackle Gerald McCoy was named to the 2015 Pro Bowl, his third consecutive season being honored. He is the first Buccaneers player to earn nominations in three consecutive seasons since Ronde Barber (2004-06) and Derrick Brooks (1997-2006). He joins Pro Football Hall of Famers Warren Sapp (seven) and Lee Roy Selmon (six) as the only Buccaneers defensive linemen to earn at least three Pro Bowl Selections.

**Evans Sets Franchise Record for Receiving Touchdowns (12/28)** – Capping off one of the best rookie seasons in Buccaneers history, Mike Evans catches his 12th touchdown of the year in the season finale against the New Orleans Saints, establishing a new franchise record for receiving touchdowns in a season. Evans finishes the year with 68 catches for 1,051 yards and 12 touchdowns.

## 2015

**McCoy Named Second-Team All-Pro (12/26)** – Defensive tackle Gerald McCoy is named second-team All-Pro by the Associated Press, becoming the first Buccaneer to be distinguished in consecutive seasons since Ronde Barber (first-team 2004-05, second-team 2006).

**Koetter Named Offensive Coordinator (1/8)** – Dirk Koetter is named offensive coordinator, following three seasons with the Atlanta Falcons, during which time he helped lead the team to a top 10 offense and a top five passing offense.

**Team Selects Jameis Winston with the First Overall Pick in the 2015 NFL Draft (4/30)** – With the first pick in the 2015 NFL Draft, the Buccaneers select quarterback Jameis Winston. Winston becomes the fifth player ever selected by Tampa Bay with the No. 1 overall pick, joining Vinny Testaverde (1987), Bo Jackson (1986), Ricky Bell (1977) and Hall of Famer Lee Roy Selmon (1976). The 2013 Heisman winner played in 27 career games at Florida State, posting a 26-1 record and helping lead his team to a BCS National Championship.

# BUCCANEERS ALL-TIME HONORS

## NFL HALL OF FAME

1995	DE	Lee Roy Selmon
2012	DT	Warren Sapp
2013	LB	Derrick Brooks

## NFL PRO BOWL

1978	DT	Dave Pear*
1979	DE	Lee Roy Selmon*
1980	TE	Jimmie Giles*
	LB	David Lewis
	DE	Lee Roy Selmon*
1981	TE	Jimmie Giles*
	DE	Lee Roy Selmon*
1982	TE	Jimmie Giles*
	LB	Hugh Green*
	DE	Lee Roy Selmon*
1983	LB	Hugh Green*
	DE	Lee Roy Selmon*
	RB	James Wilder
1984	DE	Lee Roy Selmon*
	TE	Jimmie Giles
1985	TE	Jimmie Giles
1989	WR	Mark Carrier
1990	CB	Wayne Haddix
1993	LB	Hardy Nickerson*
1996	LB	Hardy Nickerson
1997	FB	Mike Alstott
	LB	Derrick Brooks
	QB	Trent Dilfer
	RB	Warrick Dunn
	SS	John Lynch
	C	Tony Mayberry
	LB	Hardy Nickerson*
	DT	Warren Sapp
1998	FB	Mike Alstott
	LB	Derrick Brooks*
	C	Tony Mayberry
	LB	Hardy Nickerson
	DT	Warren Sapp*
1999	FB	Mike Alstott
	LB	Derrick Brooks*
	SS	John Lynch*
	C	Tony Mayberry
	LB	Hardy Nickerson*
	DT	Warren Sapp*
2000	CB	Donnie Abraham
	FB	Mike Alstott*
	LB	Derrick Brooks*
	C	Jeff Christy*
	RB	Warrick Dunn
	K	Martin Gramatica
	SS	John Lynch*
	G	Randall McDaniel*
	DT	Warren Sapp*
2001	FB	Mike Alstott*
	CB	Ronde Barber*
	LB	Derrick Brooks*
	WR	Keyshawn Johnson
	SS	John Lynch
	DT	Warren Sapp*
2002	FB	Mike Alstott*
	LB	Derrick Brooks*
	QB	Brad Johnson
	S	John Lynch*
	LB	Shelton Quarles
	DE	Simeon Rice*
	DT	Warren Sapp*
2003	LB	Derrick Brooks*
	WR	Keenan McCardell
	DE	Simeon Rice*
	DT	Warren Sapp
2004	CB	Ronde Barber*
	LB	Derrick Brooks*
2005	CB	Ronde Barber*
	P	Josh Bidwell
	LB	Derrick Brooks*
2006	CB	Ronde Barber*
	LB	Derrick Brooks

	LS	Dave Moore
2007	QB	Jeff Garcia
2008	CB	Ronde Barber*
	LB	Derrick Brooks
	G	Davin Joseph
	KR	Clifton Smith
2010	T	Donald Penn
2011	G	Davin Joseph
2012	WR	Vincent Jackson
	RB	Doug Martin
	DT	Gerald McCoy
2013	DT	Gerald McCoy
	CB	Darrelle Revis
2014	DT	Gerald McCoy

\* Denotes player voted as a starter

## ALL-NFC (FIRST TEAM UNLESS OTHERWISE NOTED)

1977	DE	Lee Roy Selmon	SN
1978	DE	Lee Roy Selmon	SN*
1979	TE	Jimmie Giles	UPI (honorable mention)
	LB	David Lewis	UPI
	DE	Lee Roy Selmon	PFW, UPI, SN*
1980	TE	Jimmie Giles	UPI (second team)
	LB	David Lewis	UPI (honorable mention)
	DE	Lee Roy Selmon	UPI
1981	TE	Jimmie Giles	UPI (second team)
	LB	Cecil Johnson	UPI (honorable mention)
	G	Greg Roberts	UPI (second team)
	CB	Mike Washington	UPI (honorable mention)
1982	TE	Jimmie Giles	UPI
	LB	Hugh Green	UPI
	DE	Lee Roy Selmon	UPI
1983	LB	Hugh Green	PFW
	DT	David Logan	PFW
1984	DE	Lee Roy Selmon	PFW
	RB	James Wilder	UPI
1987	LB	Ervin Randle	UPI (second team)
1989	WR	Mark Carrier	UPI (second team)
	T	Paul Gruber	UPI
1990	PK	Steve Christie	FN, PFW, UPI
	T	Paul Gruber	FN
	CB	Wayne Haddix	PFW
1992	CB	Ricky Reynolds	PFW
1996	LB	Hardy Nickerson	UPI (second team)
1997	LB	Derrick Brooks	FN, PFW
	LB	Hardy Nickerson	FN, PFW
	PR	Karl Williams	FN
1998	LB	Derrick Brooks	FN, PFW
	DT	Warren Sapp	PFW
1999	LB	Derrick Brooks	FN, PFW
	S	John Lynch	FN, PFW
	LB	Hardy Nickerson	PFW
	DT	Warren Sapp	FN, PFW
2000	LB	Derrick Brooks	FN, PFW
	K	Martin Gramatica	PFW
	S	John Lynch	FN, PFW
	DT	Warren Sapp	FN, PFW
2001	LB	Derrick Brooks	FN, PFW
	S	John Lynch	PFW
	DT	Warren Sapp	PFW
2002	LB	Derrick Brooks	PFW
	DE	Simeon Rice	PFW
	DT	Warren Sapp	PFW
2004	LB	Derrick Brooks	PFW
2005	CB	Ronde Barber	PFW
	P	Josh Bidwell	PFW
	LB	Derrick Brooks	PFW
2007	S	Jermaine Phillips	PFW/PFWA
2008	PR	Clifton Smith	PFW/PFWA
2013	LB	Lavonte David	PFWA
	DT	Gerald McCoy	PFWA
2013	DT	Gerald McCoy	PFWA

\*SN changed title of award to NFC All-Star



**ALL-PRO** (FIRST TEAM UNLESS OTHERWISE NOTED)

1978	LB	David Lewis	CPFN
	DE	Lee Roy Selmon	AP, CPFN
1979	TE	Jimmie Giles	SI (honorable mention)
	LB	Dewey Selmon	AP (second team)
	DE	Lee Roy Selmon	FN, PFWA, SI
	DE	Lee Roy Selmon	AP (second team), CPFN, FD, NEA, PFWA
1982	CB	Neal Colzie	AP (second team)
	LB	Hugh Green	AP (second team), CPFN, FD, NEA, (second team), PFWA, SI
	DE	Lee Roy Selmon	AP (second team), CPFN, FD, PFWA, NEA, SI
1983	LB	Hugh Green	AP (second team), CPFN, FD, SI, SN
1984	G	Sean Farrell	SN
	DE	Lee Roy Selmon	CPFN (second team), SI
	RB	James Wilder	AP (second team), CPFN, SI
	TE	Jimmie Giles	AP (honorable mention)
1985	T	Paul Gruber	AP (honorable mention)
1988	WR	Mark Carrier	CPFN (second team)
	S	Harry Hamilton	SN
1990	T	Paul Gruber	CPFN (second team)
	TE	Ron Hall	SI
1991	LB	Broderick Thomas	CPFN (second team)
1992	T	Paul Gruber	AP (second team), NEA
1993	LB	Hardy Nickerson	AP, PFWA, SN
1996	FB	Mike Alstott	AP (second team), FD (second team)
	T	Paul Gruber	USAT
	LB	Hardy Nickerson	AP (second team)
	FB	Mike Alstott	AP, CPFN (second team), SI
	LB	Derrick Brooks	CPFN
	LB	Hardy Nickerson	AP, CPFN (second team)
	DT	Warren Sapp	CPFN (second team)
1998	FB	Mike Alstott	AP
	LB	Derrick Brooks	AP (second team), SI, USAT, CPFN (second team), FD
	DT	Warren Sapp	AP (second team), FD (second team)
1999	CB	Donnie Abraham	FD (second team)
	FB	Mike Alstott	AP, CPFN, FD
	LB	Derrick Brooks	AP, CPFN, FD, PFW, SI, SN
	S	John Lynch	AP, PFW, SI, SN, USAT
	LB	Hardy Nickerson	AP (second team), FD, USAT
	DT	Warren Sapp	AP, CPFN, FD, PFW, SN, USAT
2000	LB	Derrick Brooks	AP, CPFN, FD, PFW, SI, SN
	K	Martin Gramatica	AP (second team), FD (second team)
	DE	Marcus Jones	CPFN (second team)
	S	John Lynch	AP, CPFN, FD, PFW, SN, USAT
	G	Randall McDaniel	CPFN
	DT	Warren Sapp	AP, CPFN, FD, PFW, SI, SN, USAT
2001	CB	Ronde Barber	AP, CPFN, FD, PFW
	LB	Derrick Brooks	AP (second team)
	WR	Keyshawn Johnson	SI
	S	John Lynch	AP (second team), CPFN, PFW
	DT	Warren Sapp	AP, CPFN, PFW, SN
2002	FB	Mike Alstott	CPFN
	CB	Ronde Barber	AP (second team), SI
	LB	Derrick Brooks	AP, CPFN, FD, SI, SN
	CB	Brian Kelly	FD (second team)
	S	John Lynch	AP (second team), FD (second team)
	DE	Simeon Rice	AP, CPFN, FD (second team), SI, SN
	DT	Warren Sapp	AP, CPFN, FD, SN
2003	LB	Derrick Brooks	AP (second team), SN
	DE	Simeon Rice	AP (second team), FD (second team) SN
2004	CB	Ronde Barber	AP, CPFN, FD
	LB	Derrick Brooks	AP, CPFN (second team), FD
	DE	Simeon Rice	FD (second team)
2005	CB	Ronde Barber	AP
	P	Josh Bidwell	AP (second team)
	LB	Derrick Brooks	AP
2006	CB	Ronde Barber	AP (second team)
2008	KR	Clifton Smith	AP (second team)
2013	LB	Lavonte David	AP
	DT	Gerald McCoy	AP, SN
2014	DT	Gerald McCoy	AP (second team)

**ALL-NFL** (FIRST TEAM UNLESS OTHERWISE NOTED)

1979	DE	Lee Roy Selmon	AP, PFW
1982	LB	Hugh Green	PFW
1997	FB	Mike Alstott	FD (second team)
	LB	Derrick Brooks	FD (second team)
	C	Tony Mayberry	FD (second team)
	LB	Hardy Nickerson	FD
	DT	Warren Sapp	FD (second team)
2002	LB	Derrick Brooks	PFW
	DE	Simeon Rice	PFW
	DT	Warren Sapp	PFW
2004	LB	Derrick Brooks	PFW
2005	CB	Ronde Barber	AP
	LB	Derrick Brooks	AP

**NFL DEFENSIVE MVP**

1979	DE	Lee Roy Selmon	NEA, PFW, SN
2002	LB	Derrick Brooks	PFW/PFWA

**NFL DEFENSIVE PLAYER OF THE YEAR**

1979	DE	Lee Roy Selmon	AP
1999	DT	Warren Sapp	AP, CPFN, FD, PFWA
2002	LB	Derrick Brooks	AP, FD, CPFN

**NFL DEFENSIVE LINEMAN OF THE YEAR**

1979	DE	Lee Roy Selmon	FD
2002	DE	Simeon Rice	NFL Alumni

**NFL LINEBACKER OF THE YEAR**

2002	LB	Derrick Brooks	NFL Alumni
------	----	----------------	------------

**NFC DEFENSIVE PLAYER OF THE YEAR**

1979	DE	Lee Roy Selmon	UPI
------	----	----------------	-----

**NFC DEFENSIVE LINEMAN OF THE YEAR**

1979	DE	Lee Roy Selmon	FD
1980	DE	Lee Roy Selmon	NFLPA
1982	DE	Lee Roy Selmon	NFLPA
1983	DE	Lee Roy Selmon	NFLPA

**NFC DEFENSIVE BACK OF THE YEAR**

2001	CB	Ronde Barber	NFL Alumni
2010	CB	Aqib Talib	NFL Alumni

**COMEBACK PLAYER OF THE YEAR**

2008	WR	Antonio Bryant	SN
------	----	----------------	----

**WALTER PAYTON/NFL MAN OF THE YEAR**

2000	LB	Derrick Brooks (co-recipient)
------	----	-------------------------------

**SUPER BOWL XXXVII MVP**

2002	S	Dexter Jackson
------	---	----------------

**AFC-NFC PRO BOWL MVP**

2005	LB	Derrick Brooks
------	----	----------------

**DIET PEPSI ROOKIE OF THE YEAR**

2005	RB	Carnell Williams
------	----	------------------

**ROOKIE OF THE YEAR**

1991	WR	Lawrence Dawsey	SI
1992	DT	Santana Dotson	SN
1997	RB	Warrick Dunn	FN, NEA, PFW, PFWA, SI, SN
2005	RB	Carnell Williams	SI

**NFL DEFENSIVE ROOKIE OF THE YEAR**

1992	DT	Santana Dotson	CPFN, FD
------	----	----------------	----------

**NFL OFFENSIVE ROOKIE OF THE YEAR**

1997	RB	Warrick Dunn	AP, FD, CPFN
2005	RB	Carnell Williams	AP, PFW/PFWA

**NFC ROOKIE OF THE YEAR**

1991	WR	Lawrence Dawsey	UPI
1992	DT	Santana Dotson	NFLPA (Defensive)
1997	RB	Warrick Dunn	NFLPA (Offensive)

## ALL-ROOKIE

1977	S	Cedric Brown	FD
	LB	David Lewis	PFW
1978	QB	Doug Williams	PFW
1979	G	Greg Roberts	AP, FD
1980	G	Ray Snell	CPFN, PFW, PFWA, UPI
1981	LB	Hugh Green	FD, PFW, PFWA, UPI
1982	G	Sean Farrell	CPFN, FD, PFW, PFWA
1984	LB	Keith Browner	FD, PFW, PFWA
	T	Ron Heller	PFW, PFWA
1986	T	J.D. Maarleveld	FD, PFW, PFWA
1987	WR	Mark Carrier	PFWA, UPI
	QB	Vinny Testaverde	FD, PFW, PFWA, UPI
1988	LB	Sidney Coleman	CPFN
	T	Paul Gruber	PFW
1990	PK	Steve Christie	CPFN, FD, FN, UPI
	P	Mark Royals	FD
1991	S	Tony Covington	FN
	WR	Lawrence Dawsey	PFW
1992	TE	Tyji Armstrong	CPFN, FN
	DT	Santana Dotson	FN, PFW
1993	WR	Horace Copeland	FD
	DE	Eric Curry	PFWA
	PK	Michael Husted	FD
1994	RB	Errict Rhett	CPFN, FN, PFW, PFWA
1995	LB	Derrick Brooks	CPFN, FN, PFW, PFWA
	DT	Warren Sapp	CPFN, FN, PFW, PFWA
1996	CB	Donnie Abraham	CPFN, PFWA
	DT	Marcus Jones	CPFN
1997	WR	Reidel Anthony	CPFW, FN, PFW
	RB	Warrick Dunn	CPFW, FN, PFW
	G	Frank Middleton	CPFW, PFW
1998	PR	Jacquez Green	PFW, FN
1999	K	Martin Gramatica	FD, CPFN, PFW
	DE	John McLaughlin	PFW
2001	T	Kenyatta Walker	PFW
2004	WR	Michael Clayton	PFW
2005	G	Dan Bunning	PFW/PFWA
	RB	Carnell Williams	PFW/PFWA
2007	DE	Gaines Adams	PFW/PFWA
	G	Arron Sears	PFW/PFWA
2008	PR	Clifton Smith	PFW/PFWA
2010	RB	LeGarrette Blount	PFW/PFWA, SN
	WR	Mike Williams	PFW/PFWA, SN
2012	S	Mark Barron	PFW/PFWA
	LB	Lavonte David	PFW/PFWA
	RB	Doug Martin	PFW/PFWA
2013	QB	Mike Glennon	PFWA
2014	WR	Mike Evans	PFWA

## MAXWELL CLUB COACH OF THE YEAR

1997 Tony Dungy

## HORRIGAN AWARD

1997 Tony Dungy

## ASSISTANT COACH OF THE YEAR

2002 Monte Kiffin FD, PFW/PFWA

### LEGEND

AP – Associated Press	PFWA – Pro Football Writers Association
CPFN – College and Pro Football Newsweekly	SI – Sports Illustrated
FD – Football Digest	SN – The Sporting News
FN – Football News	UPI – United Press International
NEA – Newspaper Enterprise Association	USAT – USA Today
NFLPA – NFL Players Association	
PFW – Pro Football Weekly	

# PRO BOWL BUCCANEERS

**1978**

NT Dave Pear

**1979**

DE Lee Roy Selmon\*

**1980**

TE Jimmie Giles

LB David Lewis

DE Lee Roy Selmon (2)

**1981**

TE Jimmie Giles (2)

DE Lee Roy Selmon (3)

**1982**

TE Jimmie Giles (3)

LB Hugh Green

DE Lee Roy Selmon (4)

**1983**

LB Hugh Green (2)

DE Lee Roy Selmon (5)

**1984**

DE Lee Roy Selmon (6)

RB James Wilder

**1985**

TE Jimmie Giles (4)

**1989**

WR Mark Carrier

**1990**

CB Wayne Haddix

**1993**

LB Hardy Nickerson

**1996**

LB Hardy Nickerson (2)

**1997**

FB Mike Alstott

LB Derrick Brooks

QB Trent Dilfer

RB Warrick Dunn

S John Lynch

C Tony Mayberry

LB Hardy Nickerson (3)

DT Warren Sapp

**1998**

FB Mike Alstott (2)

LB Derrick Brooks (2)

C Tony Mayberry (2)

LB Hardy Nickerson (4)

DT Warren Sapp (2)

**1999**

FB Mike Alstott (3)

LB Derrick Brooks (3)

S John Lynch (2)

C Tony Mayberry (3)

LB Hardy Nickerson (5)

DT Warren Sapp (3)

**2000**

CB Donnie Abraham

FB Mike Alstott (4)

LB Derrick Brooks (4)

C Jeff Christy+

RB Warrick Dunn (2)

K Martin Gramatica

S John Lynch (3)

G Randall McDaniel^

DT Warren Sapp (4)

**2001**

FB Mike Alstott (5)

CB Ronde Barber

LB Derrick Brooks (5)\*

WR Keyshawn Johnson&amp;

S John Lynch (4)

DT Warren Sapp (5)\*

**2002**

FB Mike Alstott (6)

LB Derrick Brooks (6)

QB Brad Johnson•

S John Lynch (5)

LB Shelton Quarles

DE Simeon Rice••

DT Warren Sapp (6)\*

**2003**

LB Derrick Brooks (7)\*

WR Keenan McCardell\$

DE Simeon Rice (2)••\*\*

DT Warren Sapp(7)\*

**2004**

CB Ronde Barber (2)

LB Derrick Brooks (8)\*

**2005**

CB Ronde Barber (3)

P Josh Bidwell

LB Derrick Brooks (9)

**2006**

CB Ronde Barber (4)

LB Derrick Brooks (10)

LS Dave Moore

**2007**

QB Jeff Garcia (4)™

**2008**

CB Ronde Barber (5)

LB Derrick Brooks (11)\*

G Davin Joseph

KR Clifton Smith

**2010**

T Donald Penn

**2011**

G Davin Joseph (2)

**2012**

WR Vincent Jackson (3)Ⓢ

RB Doug Martin

DT Gerald McCoy

**2013**

DT Gerald McCoy

CB Darrelle RevisⓈ

**2014**

DT Gerald McCoy

Players in bold voted in as a starter

\* Did not play in game

+ Made his first Pro Bowl appearance as a Buccaneer in 2000, but made two Pro Bowl showings (1998 and 1999) with Minnesota.

^ Made his first Pro Bowl appearance as a Buccaneer in 2000, but made NFL-record 11 consecutive showings (1989-99) with Minnesota.

&amp; Made his first Pro Bowl appearance as a Buccaneer in 2001, but made two Pro Bowl showings with the New York Jets in 1998 and 1999.

• Made his first Pro Bowl appearance as a Buccaneer in 2002, but made first Pro Bowl showing with the Washington Redskins in 1999.

•• Made two consecutive Pro Bowl appearances as a Buccaneer in 2002 and 2003, but made first Pro Bowl showing with the Arizona Cardinals in 1999.

\$ Made his first Pro Bowl appearance as a Buccaneer in 2003, but made his first Pro Bowl showing with the Jacksonville Jaguars in 1996.

™ Made his first Pro Bowl as a Buccaneer in 2007, but made three consecutive Pro Bowls (2000-2002) with the San Francisco 49ers.

Ⓢ Made his first Pro Bowl as a Buccaneer in 2012, but made two Pro Bowls (2007, 2011) with the San Diego Chargers.

Ⓢ Made his first Pro Bowl as a Buccaneer in 2013, but made four Pro Bowls (2008-2011) with the New York Jets.

## PRO BOWL NOTES

### MOST APPEARANCES

11	Derrick Brooks (1997-06, 2008)
7	Warren Sapp (1997-03)
6	Mike Alstott (1997-02)
	Lee Roy Selmon (1979-84)
5	Ronde Barber (2001, 2004-06, 2008)
	John Lynch (1997, 1999-02)
	Hardy Nickerson (1993, 1996-99)
4	Jimmie Giles (1980-82, 1985)

### MOST CONSECUTIVE APPEARANCES

10	Derrick Brooks (1997-06)
7	Warren Sapp (1997-03)
6	Mike Alstott (1997-02)
	Lee Roy Selmon (1979-84)

### MOST APPEARANCES BY AN OFFENSIVE PLAYER

6	Mike Alstott (1997-02)
4	Jimmie Giles (1980-82, 1985)
3	Tony Mayberry (1997-99)

### MOST APPEARANCES BY A DEFENSIVE PLAYER

11	Derrick Brooks (1997-06)
7	Warren Sapp (1997-03)
6	Lee Roy Selmon (1979-84)
5	Ronde Barber (2001, 2004-06, 2008)
	John Lynch (1997, 1999-02)
	Hardy Nickerson (1993, 1996-99)

# NFC PLAYERS OF THE WEEK

Offensive, Defensive Awards started in 1984, Special Teams Award in 1993

	OFFENSIVE	DEFENSIVE	SPECIAL TEAMS
1984	QB Steve DeBerg (Week 3)		
1985	TE Jimmie Giles (Week 10)		
1987	QB Steve DeBerg (Week 1)	S Paul Tripoli (Week 4) CB Kevin Walker (Week 6)	
1989	QB Vinny Testaverde (Week 1) The Buccaneer Offense (Week 5)		
1990		S Mark Robinson (Week 4)	
1991		LB Broderick Thomas (Week 11)	
1992	QB Vinny Testaverde (Week 2)	DT Santana Dotson (Week 4)	
1993		LB Hardy Nickerson (Week 9)	CB Roger Jones (Week 17)
1994		LB Hardy Nickerson (Weeks 2 & 13)	
1995	RB Errict Rhett (Week 15)		K Michael Husted (Week 7)
1996		S John Lynch (Week 13)	WR Karl Williams (Week 17)
1997	RB Warrick Dunn (Week 2) QB Trent Duffer (Week 4)		WR Karl Williams (Weeks 10 & 17) LB Shelton Quarles (Week 11)
1998			WR Jacquez Green (Week 2) CB Ronde Barber (Week 13)
1999		DT Warren Sapp (Week 2) LB Derrick Brooks (Week 7) CB Donnie Abraham (Weeks 11 & 13) DE Steve White (Div. Playoffs)	DE John McLaughlin (Week 3) K Martin Gramatica (Week 11)
2000	QB Shaun King (Week 9) RB Warrick Dunn (Week 14)	LB Derrick Brooks (Week 1) CB Ronde Barber (Week 2) DT Warren Sapp (Week 3)	WR Karl Williams (Week 13) K Martin Gramatica (Week 15)
2001		CB Ronde Barber (Weeks 9 & 15) DT Warren Sapp (Week 11) LB Derrick Brooks (Week 16)	K Martin Gramatica (Week 12) TE Todd Yoder (Week 16)
2002	QB Brad Johnson (Weeks 9 & 14)	LB Derrick Brooks (Week 5) CB Ronde Barber (NFC Championship)	K Martin Gramatica (Weeks 8 & 17)
2003	QB Brad Johnson (Week 6)	DE Simeon Rice (Week 6)	P Tom Tupa (Week 3)
2004	RB Michael Pittman (Week 9)	LB Derrick Brooks (Week 13)	
2005		LB Shelton Quarles (Week 2) CB Ronde Barber (Week 14) DE Simeon Rice (Week 17)	P Josh Bidwell (Weeks 3 & 6) DE Dewayne White (Week 16)
2006		CB Ronde Barber (Week 7)	K Matt Bryant (Week 7)
2007		LB Barrett Ruud (Week 2)	WR Micheal Spurlock (Week 15)
2008		LB Derrick Brooks (Week 4) CB Ronde Barber (Week 12)	K Matt Bryant (Week 4) RB/KR Clifton Smith (Week 9)
2009			WR Sammie Stroughter (Week 6) RB/KR Clifton Smith (Week 9) WR Micheal Spurlock (Week 16)
2010	QB Josh Freeman (Weeks 5 & 9)	CB Aqib Talib (Week 8)	
2011		CB Ronde Barber (Week 3)	
2012	RB Doug Martin (Week 9)	CB Ronde Barber (Week 1)	
2013	RB Bobby Rainey (Week 11)	LB Lavonte David (Week 12)	

COACHING

PLAYERS

2014 REVIEW

HISTORY

RECORDS

SIDELINES

## NFC PLAYER OF THE MONTH

	OFFENSIVE	DEFENSIVE	SPECIAL TEAMS
1996			KR/PR Karl Williams (December)
1997		DT Warren Sapp (September)	
1999		DT Warren Sapp (September)	K Martin Gramatica (November)
2000		LB Derrick Brooks (November)	K Martin Gramatica (October)
2001		DE Simeon Rice (December)	
2002		LB Derrick Brooks (October) DE Simeon Rice (November)	K Martin Gramatica (December)
2005			P Josh Bidwell (November)
2007		LB Barrett Ruud (September)	K Matt Bryant (December)
2008			KR Clifton Smith (November)
2012			LB Dekoda Watson (November)

## NFC ROOKIE OF THE MONTH

	OFFENSIVE	DEFENSIVE	SPECIAL TEAMS
1996	FB Mike Alstott (November)		KR/PR Karl Williams (December)
1997	RB Warrick Dunn (September)		
1999	QB Shaun King (December)		
2005	RB Carnell Williams (September) RB Carnell Williams (December)		
2010	RB LeGarrette Blount (December)		
2012	RB Doug Martin (October)	LB Lavonte David (November)	
2013	QB Mike Glennon (November)		

## PEPSI NFL ROOKIE OF THE WEEK

	OFFENSIVE	DEFENSIVE	SPECIAL TEAMS
2004	WR Michael Clayton (Week 14)		
2005	RB Carnell Williams (Week 1) RB Carnell Williams (Week 2) RB Carnell Williams (Week 3)		
2012	RB Doug Martin (Week 9)		

## FEDEX AIR & GROUND NFL PLAYER OF THE WEEK

	AIR	GROUND
2005	QB Chris Simms (Week 10)	
2010	QB Josh Freeman (Week 16) QB Josh Freeman (Week 17)	RB LeGarrette Blount (Week 16)
2012		RB Doug Martin (Week 8) RB Doug Martin (Week 9) RB Doug Martin (Week 11)
2013		RB Bobby Rainey (Week 11)



## ED BLOCK COURAGE AWARD

Each year, the Ed Block Courage Award is given to a player on each NFL team who best exemplifies commitment to the principles of sportsmanship and courage. The recipient symbolizes professionalism, dedication and performance as a community role model. This national award is named after the former Baltimore Colts' trainer who was a tireless worker for victims of abuse, violence, neglect and families in crisis.

1984	Theo Bell	2000	Derrick Brooks
1985	Steve Courson	2001	Jerry Wunsch
1986	J.D. Maarleveld	2002	John Lynch
1987	Nathan Wonsley	2003	Joe Jurevicius
1988	Don Smith	2004	Mike Alstott
1989	John Cannon	2005	John Wade
1990	Ron Hall	2006	Shelton Quarles
1991	Harry Hamilton	2007	Jeff Garcia
1992	Ricky Reynolds	2008	Matt Bryant
1993	Rob Taylor	2009	Carnell Williams
1994	Tony Covington	2010	Earnest Graham
1995	Paul Gruber	2011	Ronde Barber
1996	Charles Dimry	2012	Davin Joseph
1997	Horace Copeland	2013	Darrelle Revis
1998	Warrick Dunn	2014	Vincent Jackson
1999	Hardy Nickerson		

## YEAR-BY-YEAR SCORES

### 1976

Head Coach: John McKay

Preseason (1-5)

DATE	OPPONENT	W/L	SCORE	STADIUM	CITY	ATTEND.	STARTING QB
July 31	at L.A. Rams	L	3-26	L.A. Coliseum	Los Angeles, CA	54,787	Spurrier
Aug. 7	at Green Bay	L	6-10	Milwaukee County Stadium	Milwaukee, WI	53,421	Spurrier
Aug. 14	vs. Atlanta	W	17-3	Gator Bowl	Jacksonville, FL	11,342	Spurrier
Aug. 21	MIAMI	L	21-28	Tampa Stadium	Tampa, FL	67,466	Spurrier
Aug. 28	CHICAGO	L	7-10	Tampa Stadium	Tampa, FL	47,592	Spurrier
Sept. 4	CINCINNATI	L	13-24	Tampa Stadium	Tampa, FL	46,775	Spurrier
<b>Won 0, Lost 14</b>						<b>Fifth — AFC West</b>	
Sept. 12	at Houston	L	0-20	Astrodome	Houston, TX	42,228	Spurrier
Sept. 19	SAN DIEGO	L	0-23	Tampa Stadium	Tampa, FL	39,558	Spurrier
Sept. 26	BUFFALO	L	9-14	Tampa Stadium	Tampa, FL	44,505	Spurrier
Oct. 3	at Baltimore	L	17-42	Memorial Stadium	Baltimore, MD	40,053	Spurrier
Oct. 10	at Cincinnati	L	0-21	Riverfront Stadium	Cincinnati, OH	40,700	Spurrier
Oct. 17	SEATTLE	L	10-13	Tampa Stadium	Tampa, FL	43,458	Spurrier
Oct. 24	MIAMI	L	20-23	Tampa Stadium	Tampa, FL	61,437	Dickinson
Oct. 31	KANSAS CITY	L	19-28	Tampa Stadium	Tampa, FL	41,779	Spurrier
Nov. 7	at Denver	L	13-48	Mile High Stadium	Denver, CO	61,703	Spurrier
Nov. 14	at N.Y. Jets	L	0-34	Shea Stadium	Flushing, NY	46,427	Spurrier
Nov. 21	CLEVELAND	L	7-24	Tampa Stadium	Tampa, FL	36,930	Spurrier
Nov. 28	at Oakland	L	16-49	Oakland-Alameda County Coliseum	Oakland, CA	49,590	Spurrier
Dec. 5	at Pittsburgh	L	0-42	Three Rivers Stadium	Pittsburgh, PA	43,385	Hanratty
Dec. 12	NEW ENGLAND	L	14-31	Tampa Stadium	Tampa, FL	41,517	Spurrier

1977

**Head Coach: John McKay**  
**Preseason (2-4)**

DATE	OPPONENT	W/L	SCORE	STADIUM	CITY	ATTEND.	STARTING QB
Aug. 6	MIAMI	L	7-13	Tampa Stadium	Tampa, FL	66,056	Huff
Aug. 13	at Cincinnati	L	0-45	Riverfront Stadium	Cincinnati, OH	50,316	Boryla
Aug. 20	GREEN BAY	W	10-7	Tampa Stadium	Tampa, FL	49,045	Boryla
Aug. 27	vs. Atlanta	L	21-30	Tangerine Bowl	Orlando, FL	31,123	Huff
Sept. 3	at Buffalo	L	6-17	Rich Stadium	Orchard Park, NY	28,126	Dickinson
Sept. 10	BALTIMORE	W	14-0	Tampa Stadium	Tampa, FL	47,032	Hedberg

**Won 2, Lost 12**

Sept. 18	at Philadelphia	L	3-13	Veterans Stadium	Philadelphia, PA	61,549	Hedberg
Sept. 24	MINNESOTA	L	3-9	Tampa Stadium	Tampa, FL	66,272	Hedberg
Oct. 2	at Dallas	L	7-23	Texas Stadium	Irving, TX	55,316	Huff
Oct. 9	WASHINGTON	L	0-10	Tampa Stadium	Tampa, FL	58,571	Hedberg
Oct. 16	at Seattle	L	23-30	Kingdome	Seattle, WA	54,783	Huff
Oct. 23	GREEN BAY	L	0-13	Tampa Stadium	Tampa, FL	47,635	Huff
Oct. 30	at San Francisco	L	10-20	Candlestick Park	San Francisco, CA	34,750	Blount
Nov. 6	at L.A. Rams	L	0-31	L.A. Coliseum	Los Angeles, CA	45,493	Blount
Nov. 13	N.Y. GIANTS	L	0-10	Tampa Stadium	Tampa, FL	46,518	Blount
Nov. 20	at Detroit	L	7-16	Pontiac Silverdome	Pontiac, MI	49,751	Blount
Nov. 27	ATLANTA	L	0-17	Tampa Stadium	Tampa, FL	43,592	Huff
Dec. 4	CHICAGO	L	0-10	Tampa Stadium	Tampa, FL	48,948	Hedberg
Dec. 11	at New Orleans	W	33-14	Louisiana Superdome	New Orleans, LA	40,124	Huff
Dec. 18	ST. LOUIS	W	17-7	Tampa Stadium	Tampa, FL	56,922	Huff

**Fifth – NFC Central**

1978

**Head Coach: John McKay**  
**Preseason (3-1)**

DATE	OPPONENT	W/L	SCORE	STADIUM	CITY	ATTEND.	STARTING QB
Aug. 5	CINCINNATI	W	17-0	Tampa Stadium	Tampa, FL	60,106	Huff
Aug. 12	BALTIMORE	W	23-12	Tampa Stadium	Tampa, FL	61,112	Huff
Aug. 19	at New Orleans	W	14-3	Louisiana Superdome	New Orleans, LA	46,282	Boryla
Aug. 25	MIAMI	L	20-24	Tampa Stadium	Tampa, FL	68,132	Huff

**Won 5, Lost 11**

Sept. 2•	N.Y. GIANTS	L	13-19	Tampa Stadium	Tampa, FL	67,456	Williams
Sept. 9	DETROIT	L	7-15	Tampa Stadium	Tampa, FL	64,445	Boryla
Sept. 17	at Minnesota	W	16-10	Metropolitan Stadium	Bloomington, MN	46,152	Williams
Sept. 24	ATLANTA	W	14-9	Tampa Stadium	Tampa, FL	58,073	Williams
Oct. 1••	MINNESOTA	L	7-24	Tampa Stadium	Tampa, FL	65,972	Williams
Oct. 8	at Kansas City	W	30-13	Arrowhead Stadium	Kansas City, MO	38,201	Williams
Oct. 15	at N.Y. Giants	L	14-17	Giants Stadium	East Rutherford, NJ	68,025	Williams
Oct. 22•	CHICAGO	W	33-19	Tampa Stadium	Tampa, FL	68,146	Williams
Oct. 29	at Green Bay	L	7-9	Lambeau Field	Green Bay, WI	55,108	Williams
Nov. 5	at L.A. Rams	L	23-26	L.A. Coliseum	Los Angeles, CA	55,182	Williams
Nov. 12	at Detroit	L	23-34	Pontiac Silverdome	Pontiac, MI	60,320	Rae
Nov. 19	BUFFALO	W	31-10	Tampa Stadium	Tampa, FL	61,383	Rae
Nov. 26	at Chicago	L	3-14	Soldier Field	Chicago, IL	42,373	Rae
Dec. 3••	GREEN BAY	L	7-17	Tampa Stadium	Tampa, FL	67,754	Rae
Dec. 10	at San Francisco	L	3-6	Candlestick Park	San Francisco, CA	30,931	Rae
Dec. 17	NEW ORLEANS	L	10-17	Tampa Stadium	Tampa, FL	51,207	Williams

**Fifth – NFC Central**

1979

**Head Coach: John McKay**  
**Preseason (2-2)**

DATE	OPPONENT	W/L	SCORE	STADIUM	CITY	ATTEND.	STARTING QB
Aug. 4	WASHINGTON	L	7-9	Tampa Stadium	Tampa, FL	64,493	Williams
Aug. 11	MIAMI	L	7-13	Tampa Stadium	Tampa, FL	64,481	Williams
Aug. 18	NEW ORLEANS	W	14-7	Tampa Stadium	Tampa, FL	49,042	Williams
Aug. 25	at Cincinnati	W	24-13	Riverfront Stadium	Cincinnati, OH	44,120	Williams

**Won 10, Lost 6**

Sept. 1•	DETROIT	W	31-16	Tampa Stadium	Tampa, FL	68,225	Williams
Sept. 9	at Baltimore	W	29-26 (OT)	Memorial Stadium	Baltimore, MD	36,374	Williams
Sept. 16	at Green Bay	W	21-10	Lambeau Field	Green Bay, WI	55,498	Williams
Sept. 23••	L.A. RAMS	W	21-6	Tampa Stadium	Tampa, FL	69,497	Williams
Sept. 30	at Chicago	W	17-13	Soldier Field	Chicago, IL	55,258	Williams
Oct. 7	at N.Y. Giants	L	14-17	Giants Stadium	East Rutherford, NJ	72,841	Williams
Oct. 14••	NEW ORLEANS	L	14-42	Tampa Stadium	Tampa, FL	67,640	Williams
Oct. 21••	GREEN BAY	W	21-3	Tampa Stadium	Tampa, FL	67,186	Williams
Oct. 28	at Minnesota	W	12-10	Metropolitan Stadium	Bloomington, MN	46,906	Williams
Nov. 4	at Atlanta	L	14-17	Fulton County Stadium	Atlanta, GA	55,150	Williams
Nov. 11	at Detroit	W	16-14	Pontiac Silverdome	Pontiac, MI	70,461	Williams
Nov. 18•	N.Y. GIANTS	W	31-3	Tampa Stadium	Tampa, FL	70,261	Williams
Nov. 25••	MINNESOTA	L	22-23	Tampa Stadium	Tampa, FL	70,039	Williams
Dec. 2••	CHICAGO	L	0-14	Tampa Stadium	Tampa, FL	69,508	Williams
Dec. 9	at San Francisco	L	7-23	Candlestick Park	San Francisco, CA	44,506	Williams
Dec. 16•	KANSAS CITY	W	3-0	Tampa Stadium	Tampa, FL	63,624	Williams

**NFC DIVISIONAL PLAYOFF GAME**

Dec. 29••	PHILADELPHIA	W	24-17	Tampa Stadium	Tampa, FL	71,402	Williams
-----------	--------------	---	-------	---------------	-----------	--------	----------

**NFC CHAMPIONSHIP GAME**

Jan. 6••	L.A. RAMS	L	0-9	Tampa Stadium	Tampa, FL	72,033	Williams
----------	-----------	---	-----	---------------	-----------	--------	----------

1980

**Head Coach: John McKay**  
**Preseason (3-1)**

DATE	OPPONENT	W/L	SCORE	STADIUM	CITY	ATTEND.	STARTING QB
Aug. 11	at Houston	W	21-7	Astrodome	Houston, TX	48,827	Fusina
Aug. 16	ST. LOUIS	L	14-21	Tampa Stadium	Tampa, FL	68,384	Williams
Aug. 23	CINCINNATI	W	20-14 (OT)	Tampa Stadium	Tampa, FL	59,113	Williams
Aug. 29	WASHINGTON	W	11-6	Tampa Stadium	Tampa, FL	62,555	Rae

**Won 5, Lost 10, Tied 1**

Sept. 7	at Cincinnati	W	17-12	Riverfront Stadium	Cincinnati, OH	35,551	Williams
Sept. 11••	L.A. RAMS	W	10-9	Tampa Stadium	Tampa, FL	66,576	Williams
Sept. 21	at Dallas	L	17-28	Texas Stadium	Irving, TX	62,750	Williams
Sept. 28••	CLEVELAND	L	27-34	Tampa Stadium	Tampa, FL	65,540	Williams
Oct. 6	at Chicago	L	0-23	Soldier Field	Chicago, IL	61,350	Williams
Oct. 12••	GREEN BAY	T	14-14 (OT)	Tampa Stadium	Tampa, FL	64,854	Williams
Oct. 19	at Houston	L	14-20	Astrodome	Houston, TX	48,167	Williams
Oct. 26	at San Francisco	W	24-23	Candlestick Park	San Francisco, CA	51,925	Williams
Nov. 2•	N.Y. GIANTS	W	30-13	Tampa Stadium	Tampa, FL	68,256	Williams
Nov. 9••	PITTSBURGH	L	21-24	Tampa Stadium	Tampa, FL	71,636	Williams
Nov. 16	at Minnesota	L	30-38	Metropolitan Stadium	Bloomington, MN	46,032	Williams
Nov. 23••	DETROIT	L	10-24	Tampa Stadium	Tampa, FL	64,976	Williams
Nov. 30	at Green Bay	W	20-17	Milwaukee County Stadium	Milwaukee, WI	54,225	Williams
Dec. 7••	MINNESOTA	L	10-21	Tampa Stadium	Tampa, FL	65,649	Williams
Dec. 14	at Detroit	L	14-27	Pontiac Silverdome	Pontiac, MI	77,098	Williams
Dec. 20••	CHICAGO	L	13-14	Tampa Stadium	Tampa, FL	55,298	Williams

**Tied Fourth – NFC Central**

COACHING

PLAYERS

2014 REVIEW

HISTORY

RECORDS

SIDELINES

1981

**Head Coach: John McKay**  
**Preseason (1-3)**

DATE	OPPONENT	W/L	SCORE	STADIUM	CITY	ATTEND.	STARTING QB
Aug. 8	CINCINNATI	L	17-24	Tampa Stadium	Tampa, FL	67,554	Williams
Aug. 15	NEW ENGLAND	L	16-17	Tampa Stadium	Tampa, FL	62,785	Williams
Aug. 22	HOUSTON	W	27-17	Tampa Stadium	Tampa, FL	64,734	Williams
Aug. 28	at Atlanta	L	7-27	Fulton County Stadium	Atlanta, GA	53,668	Fusina

**Won 9, Lost 7**

Sept. 5••	MINNESOTA	W	21-13	Tampa Stadium	Tampa, FL	66,287	Williams
Sept. 13	at Kansas City	L	10-19	Arrowhead Stadium	Kansas City, MO	50,555	Williams
Sept. 20	at Chicago	L	17-28	Soldier Field	Chicago, IL	60,130	Williams
Sept. 27•	ST. LOUIS	W	20-10	Tampa Stadium	Tampa, FL	65,850	Williams
Oct. 4•	DETROIT	W	28-10	Tampa Stadium	Tampa, FL	71,733	Williams
Oct. 11	at Green Bay	W	21-10	Lambeau Field	Green Bay, WI	52,264	Williams
Oct. 18	at Oakland	L	16-18	Oakland-Alameda County Coliseum	Oakland, CA	42,288	Williams
Oct. 25	at Philadelphia	L	10-20	Veterans Stadium	Philadelphia, PA	70,174	Williams
Nov. 1••	CHICAGO	W	20-10	Tampa Stadium	Tampa, FL	68,688	Williams
Nov. 8	at Minnesota	L	10-25	Metropolitan Stadium	Bloomington, MN	47,038	Williams
Nov. 15••	DENVER	L	7-24	Tampa Stadium	Tampa, FL	64,518	Williams
Nov. 22•	GREEN BAY	W	37-3	Tampa Stadium	Tampa, FL	63,251	Williams
Nov. 29	at New Orleans	W	31-14	Louisiana Superdome	New Orleans, LA	62,209	Williams
Dec. 6••	ATLANTA	W	24-23	Tampa Stadium	Tampa, FL	69,221	Williams
Dec. 13••	SAN DIEGO	L	23-24	Tampa Stadium	Tampa, FL	67,388	Williams
Dec. 20	at Detroit	W	20-17	Pontiac Silverdome	Pontiac, MI	80,444	Williams

**First – NFC Central****NFC DIVISIONAL PLAYOFF GAME**

Jan. 2	at Dallas	L	0-38	Texas Stadium	Irving, TX	64,848	Williams
--------	-----------	---	------	---------------	------------	--------	----------

1982

**Head Coach: John McKay**  
**Preseason (3-1)**

DATE	OPPONENT	W/L	SCORE	STADIUM	CITY	ATTEND.	STARTING QB
Aug. 14	PHILADELPHIA	W	35-7	Tampa Stadium	Tampa, FL	65,659	Williams
Aug. 21	WASHINGTON	W	28-13	Tampa Stadium	Tampa, FL	63,896	Williams
Aug. 28	at Houston	L	6-21	Astrodome	Houston, TX	41,007	Golsteyn
Sept. 3	ATLANTA	W	34-0	Tampa Stadium	Tampa, FL	62,933	Williams

**Won 5, Lost 4**

Sept. 12	at Minnesota	L	10-17	HHH Metrodome	Minneapolis, MN	58,440	Williams
Sept. 19•	WASHINGTON	L	13-21	Tampa Stadium	Tampa, FL	66,187	Williams
Nov. 21	at Dallas	L	9-14	Texas Stadium	Irving, TX	49,578	Williams
Nov. 29••	MIAMI	W	23-17	Tampa Stadium	Tampa, FL	65,854	Williams
Dec. 5	at New Orleans	W	13-10	Louisiana Superdome	New Orleans, LA	61,709	Williams
Dec. 12	at N.Y. Jets	L	17-32	Shea Stadium	Flushing, NY	28,147	Williams
Dec. 19•	BUFFALO	W	24-23	Tampa Stadium	Tampa, FL	62,510	Williams
Dec. 26•	DETROIT	W	23-21	Tampa Stadium	Tampa, FL	65,997	Williams
Jan. 2••	CHICAGO	W	26-23 (OT)	Tampa Stadium	Tampa, FL	68,112	Williams

**Tied Fourth – NFC Central****NFC FIRST ROUND PLAYOFF GAME**

Jan. 9	at Dallas	L	17-30	Texas Stadium	Irving, TX	65,042	Williams
--------	-----------	---	-------	---------------	------------	--------	----------

# 1983

## Head Coach: John McKay Preseason (4-0)

DATE	OPPONENT	W/L	SCORE	STADIUM	CITY	ATTEND.	STARTING QB
Aug. 6	NEW ORLEANS	W	20-17	Tampa Stadium	Tampa, FL	53,111	Thompson
Aug. 13	at Houston	W	23-17	Astrodome	Houston, TX	41,107	Thompson
Aug. 20	ATLANTA	W	17-6	Tampa Stadium	Tampa, FL	57,237	Thompson
Aug. 26	NEW ENGLAND	W	41-21	Tampa Stadium	Tampa, FL	52,108	Golsteyn

### Won 2, Lost 14

Sept. 4	DETROIT	L	0-11	Tampa Stadium	Tampa, FL	62,154	Golsteyn
Sept. 11	at Chicago	L	10-17	Soldier Field	Chicago, IL	58,186	Golsteyn
Sept. 18	MINNESOTA	L	16-19 (OT)	Tampa Stadium	Tampa, FL	57,567	Thompson
Sept. 25	CINCINNATI	L	17-23	Tampa Stadium	Tampa, FL	56,023	Thompson
Oct. 2	at Green Bay	L	14-55	Lambeau Field	Green Bay, WI	54,272	Thompson
Oct. 9	at Dallas	L	24-27 (OT)	Texas Stadium	Irving, TX	63,308	Thompson
Oct. 16	ST. LOUIS	L	27-34	Tampa Stadium	Tampa, FL	48,224	Thompson
Oct. 23	NEW ORLEANS	L	21-24	Tampa Stadium	Tampa, FL	48,242	Thompson
Oct. 30	at Pittsburgh	L	12-17	Three Rivers Stadium	Pittsburgh, PA	57,648	Thompson
Nov. 6	at Minnesota	W	17-12	HHH Metrodome	Minneapolis, MN	59,239	Thompson
Nov. 13	at Cleveland	L	0-20	Cleveland Municipal Stadium	Cleveland, OH	56,091	Thompson
Nov. 20	CHICAGO	L	0-27	Tampa Stadium	Tampa, FL	36,816	Golsteyn
Nov. 27	HOUSTON	W	33-24	Tampa Stadium	Tampa, FL	38,625	Thompson
Dec. 4	at San Francisco	L	21-35	Candlestick Park	San Francisco, CA	49,773	Thompson
Dec. 12	GREEN BAY	L	9-12 (OT)	Tampa Stadium	Tampa, FL	50,763	Thompson
Dec. 18	at Detroit	L	20-23	Pontiac Silverdome	Pontiac, MI	78,392	Thompson

### Fifth – NFC Central

# 1984

## Head Coach: John McKay Preseason (3-2)

DATE	OPPONENT	W/L	SCORE	STADIUM	CITY	ATTEND.	STARTING QB
July 28	vs. Seattle	L	0-38	Fawcett Stadium	Canton, OH	22,250	Thompson
Aug. 4	HOUSTON	W	30-17	Tampa Stadium	Tampa, FL	32,774	Thompson
Aug. 11	CINCINNATI	W	21-13	Tampa Stadium	Tampa, FL	33,588	Thompson
Aug. 18	at Atlanta	L	21-52	Fulton County Stadium	Atlanta, GA	29,610	DeBerg
Aug. 24	MIAMI	W	14-13	Tampa Stadium	Tampa, FL	53,023	Thompson

### Won 6, Lost 10

Sept. 2	at Chicago	L	14-34	Soldier Field	Chicago, IL	58,789	Thompson
Sept. 9	at New Orleans	L	13-17	Louisiana Superdome	New Orleans, LA	54,686	Thompson
Sept. 16	DETROIT	W	21-17	Tampa Stadium	Tampa, FL	44,560	Thompson
Sept. 23	at N.Y. Giants	L	14-17	Giants Stadium	East Rutherford, NJ	72,650	DeBerg
Sept. 30	GREEN BAY	W	30-27 (OT)	Tampa Stadium	Tampa, FL	44,487	DeBerg
Oct. 7	MINNESOTA	W	35-31	Tampa Stadium	Tampa, FL	47,405	DeBerg
Oct. 14	at Detroit	L	7-13 (OT)	Pontiac Silverdome	Pontiac, MI	44,308	DeBerg
Oct. 21	CHICAGO	L	9-44	Tampa Stadium	Tampa, FL	60,003	DeBerg
Oct. 28	at Kansas City	L	20-24	Arrowhead Stadium	Kansas City, MO	41,710	DeBerg
Nov. 4	at Minnesota	L	24-27	HHH Metrodome	Minneapolis, MN	54,949	DeBerg
Nov. 11	N.Y. GIANTS	W	20-17	Tampa Stadium	Tampa, FL	46,534	DeBerg
Nov. 18	at San Francisco	L	17-24	Candlestick Park	San Francisco, CA	57,704	DeBerg
Nov. 25	L.A. RAMS	L	33-34	Tampa Stadium	Tampa, FL	42,242	DeBerg
Dec. 2	at Green Bay	L	14-27	Lambeau Field	Green Bay, WI	46,800	DeBerg
Dec. 9	ATLANTA	W	23-6	Tampa Stadium	Tampa, FL	33,808	DeBerg
Dec. 16	N.Y. JETS	W	41-21	Tampa Stadium	Tampa, FL	43,817	DeBerg

### Third – NFC Central



1985

**Head Coach: Leeman Bennett**  
**Preseason (1-3)**

DATE	OPPONENT	W/L	SCORE	STADIUM	CITY	ATTEND.	STARTING QB
Aug. 10	PITTSBURGH	L	27-42	Tampa Stadium	Tampa, FL	47,447	DeBerg
Aug. 17	ATLANTA	L	17-23	Tampa Stadium	Tampa, FL	34,040	Thompson
Aug. 24	at New Orleans	W	14-10	Louisiana Superdome	New Orleans, LA	49,337	DeBerg
Aug. 30	WASHINGTON	L	7-20	Tampa Stadium	Tampa, FL	33,640	DeBerg

**Won 2, Lost 14**

Sept. 8	at Chicago	L	28-38	Soldier Field	Chicago, IL	57,828	DeBerg
Sept. 15	MINNESOTA	L	16-31	Tampa Stadium	Tampa, FL	46,188	DeBerg
Sept. 22	at New Orleans	L	13-20	Louisiana Superdome	New Orleans, LA	45,320	DeBerg
Sept. 29	at Detroit	L	9-30	Pontiac Silverdome	Pontiac, MI	45,023	DeBerg
Oct. 6	CHICAGO	L	19-27	Tampa Stadium	Tampa, FL	51,795	DeBerg
Oct. 13	L.A. RAMS	L	27-31	Tampa Stadium	Tampa, FL	39,607	DeBerg
Oct. 20	at Miami	L	38-41	Orange Bowl	Miami, FL	62,335	DeBerg
Oct. 27	NEW ENGLAND	L	14-32	Tampa Stadium	Tampa, FL	34,661	DeBerg
Nov. 3	at N.Y. Giants	L	20-22	Giants Stadium	East Rutherford, NJ	72,031	DeBerg
Nov. 10	ST. LOUIS	W	16-0	Tampa Stadium	Tampa, FL	34,736	DeBerg
Nov. 17	at N.Y. Jets	L	28-62	Giants Stadium	East Rutherford, NJ	65,344	DeBerg
Nov. 24	DETROIT	W	19-16 (OT)	Tampa Stadium	Tampa, FL	43,471	Young
Dec. 1	at Green Bay	L	0-21	Lambeau Field	Green Bay, WI	19,856	Young
Dec. 8	at Minnesota	L	7-26	HHH Metrodome	Minneapolis, MN	51,593	Young
Dec. 15	INDIANAPOLIS	L	23-31	Tampa Stadium	Tampa, FL	25,577	Young
Dec. 22	GREEN BAY	L	17-20	Tampa Stadium	Tampa, FL	33,992	Young

**Fifth – NFC Central**

1986

**Head Coach: Leeman Bennett**  
**Preseason (0-4)**

DATE	OPPONENT	W/L	SCORE	STADIUM	CITY	ATTEND.	STARTING QB
Aug. 9	ST. LOUIS	L	10-26	Tampa Stadium	Tampa, FL	31,550	Young
Aug. 16	ATLANTA	L	17-20	Tampa Stadium	Tampa, FL	28,797	DeBerg
Aug. 23	WASHINGTON	L	13-21	Tampa Stadium	Tampa, FL	45,136	DeBerg
Aug. 29	at Miami	L	3-21	Orange Bowl	Miami, FL	45,766	DeBerg

**Won 2, Lost 14**

Sept. 7	SAN FRANCISCO	L	7-31	Tampa Stadium	Tampa, FL	50,780	DeBerg
Sept. 14	MINNESOTA	L	10-23	Tampa Stadium	Tampa, FL	34,579	DeBerg
Sept. 21	at Detroit	W	24-20	Pontiac Silverdome	Pontiac, MI	38,453	Young
Sept. 28	ATLANTA	L	20-23 (OT)	Tampa Stadium	Tampa, FL	38,950	Young
Oct. 5	at L.A. Rams	L	20-26 (OT)	Anaheim Stadium	Anaheim, CA	50,585	Young
Oct. 12	ST. LOUIS	L	19-30	Tampa Stadium	Tampa, FL	33,307	Young
Oct. 19	at New Orleans	L	7-38	Louisiana Superdome	New Orleans, LA	43,355	Young
Oct. 26	at Kansas City	L	20-27	Arrowhead Stadium	Kansas City, MO	36,230	Young
Nov. 2	BUFFALO	W	34-28	Tampa Stadium	Tampa, FL	32,806	Young
Nov. 9	CHICAGO	L	3-23	Tampa Stadium	Tampa, FL	70,097	Young
Nov. 16	at Green Bay	L	7-31	Milwaukee County Stadium	Milwaukee, WI	48,271	Young
Nov. 23	DETROIT	L	17-38	Tampa Stadium	Tampa, FL	30,029	Young
Nov. 30	at Minnesota	L	13-45	HHH Metrodome	Minneapolis, MN	56,235	Young
Dec. 7	at Chicago	L	14-48	Soldier Field	Chicago, IL	52,746	Young
Dec. 14	GREEN BAY	L	7-21	Tampa Stadium	Tampa, FL	30,099	Young
Dec. 21	at St. Louis	L	17-21	Busch Stadium	St. Louis, MO	23,957	Young

**Fifth – NFC Central**

# 1987

## Head Coach: Ray Perkins Preseason (2-2)

DATE	OPPONENT	W/L	SCORE	STADIUM	CITY	ATTEND.	STARTING QB
Aug. 15	CINCINNATI	L	30-31	Tampa Stadium	Tampa, FL	52,747	DeBerg
Aug. 22	N.Y. JETS	W	29-27	Tampa Stadium	Tampa, FL	56,598	DeBerg
Aug. 29	WASHINGTON	W	17-10	Tampa Stadium	Tampa, FL	63,845	DeBerg
Sept. 5	at Indianapolis	L	16-23	Hoosier Dome	Indianapolis, IN	50,111	DeBerg

### Won 4, Lost 11

Sept. 13	ATLANTA	W	48-10	Tampa Stadium	Tampa, FL	51,250	DeBerg
Sept. 20	at Chicago	L	3-20	Soldier Field	Chicago, IL	63,551	DeBerg
Oct. 4	at Detroit	W	31-27	Pontiac Silverdome	Pontiac, MI	4,919	Reaves
Oct. 11	SAN DIEGO	L	13-17	Tampa Stadium	Tampa, FL	23,873	Reaves
Oct. 18	MINNESOTA	W	20-10	Tampa Stadium	Tampa, FL	20,850	Zorn
Oct. 25••	CHICAGO	L	26-27	Tampa Stadium	Tampa, FL	70,747	DeBerg
Nov. 1	at Green Bay	W	23-17	Milwaukee County Stadium	Milwaukee, WI	50,308	DeBerg
Nov. 8	at St. Louis	L	28-31	Busch Stadium	St. Louis, MO	22,449	DeBerg
Nov. 15	at Minnesota	L	17-23	HHH Metrodome	Minneapolis, MN	48,605	DeBerg
Nov. 22	SAN FRANCISCO	L	10-24	Tampa Stadium	Tampa, FL	63,211	DeBerg
Nov. 29	at L.A. Rams	L	3-35	Anaheim Stadium	Anaheim, CA	45,188	DeBerg
Dec. 6	at New Orleans	L	34-44	Louisiana Superdome	New Orleans, LA	66,471	Testaverde
Dec. 13	DETROIT	L	10-20	Tampa Stadium	Tampa, FL	41,699	Testaverde
Dec. 20	ST. LOUIS	L	14-31	Tampa Stadium	Tampa, FL	32,046	Testaverde
Dec. 27	at Indianapolis	L	6-24	Hoosier Dome	Indianapolis, IN	60,468	Testaverde

### Tied Fourth – NFC Central

# 1988

## Head Coach: Ray Perkins Preseason (0-4)

DATE	OPPONENT	W/L	SCORE	STADIUM	CITY	ATTEND.	STARTING QB
Aug. 6	INDIANAPOLIS	L	7-20	Tampa Stadium	Tampa, FL	44,258	Testaverde
Aug. 13	CLEVELAND	L	3-23	Tampa Stadium	Tampa, FL	50,074	Testaverde
Aug. 20	at Atlanta	L	14-19	Fulton County Stadium	Atlanta, GA	18,141	Testaverde
Aug. 25	vs. Buffalo	L	7-14	Vanderbilt Stadium	Nashville, TN	20,600	Testaverde

### Won 5, Lost 11

Sept. 4	PHILADELPHIA	L	14-41	Tampa Stadium	Tampa, FL	43,502	Testaverde
Sept. 11	at Green Bay	W	13-10	Lambeau Field	Green Bay, WI	52,584	Testaverde
Sept. 18	PHOENIX	L	24-30	Tampa Stadium	Tampa, FL	35,034	Testaverde
Sept. 25	at New Orleans	L	9-13	Louisiana Superdome	New Orleans, LA	66,671	Testaverde
Oct. 2	GREEN BAY	W	27-24	Tampa Stadium	Tampa, FL	40,003	Testaverde
Oct. 9	at Minnesota	L	13-14	HHH Metrodome	Minneapolis, MN	55,274	Testaverde
Oct. 16	at Indianapolis	L	31-35	Hoosier Dome	Indianapolis, IN	53,135	Testaverde
Oct. 23	MINNESOTA	L	20-49	Tampa Stadium	Tampa, FL	48,020	Testaverde
Oct. 30••	MIAMI	L	14-17	Tampa Stadium	Tampa, FL	67,352	Ferguson
Nov. 6	at Chicago	L	10-28	Soldier Field	Chicago, IL	56,892	Testaverde
Nov. 13	at Detroit	W	23-20	Pontiac Silverdome	Pontiac, MI	25,956	Testaverde
Nov. 20••	CHICAGO	L	15-27	Tampa Stadium	Tampa, FL	67,070	Testaverde
Nov. 27	at Atlanta	L	10-17	Fulton County Stadium	Atlanta, GA	14,020	Testaverde
Dec. 4	BUFFALO	W	10-5	Tampa Stadium	Tampa, FL	49,498	Testaverde
Dec. 11	at New England	L	7-10 (OT)	Sullivan Stadium	Foxboro, MA	39,889	Testaverde
Dec. 18	DETROIT	W	21-10	Tampa Stadium	Tampa, FL	37,778	Testaverde

### Third – NFC Central

1989

## Head Coach: Ray Perkins

### Preseason (3-1)

DATE	OPPONENT	W/L	SCORE	STADIUM	CITY	ATTEND.	STARTING QB
Aug. 12	HOUSTON	W	41-23	Tampa Stadium	Tampa, FL	37,830	Testaverde
Aug. 19	ATLANTA	W	27-0	Tampa Stadium	Tampa, FL	28,330	Testaverde
Aug. 26	at Indianapolis	L	0-30	Hoosier Dome	Indianapolis, IN	54,750	Testaverde
Sept. 2	at Cleveland	W	27-10	Cleveland Municipal Stadium	Cleveland, OH	62,486	Testaverde

### Won 5, Lost 11

Sept. 10	at Green Bay	W	23-21	Lambeau Field	Green Bay, WI	55,650	Testaverde
Sept. 17	SAN FRANCISCO	L	16-20	Tampa Stadium	Tampa, FL	64,087	Testaverde
Sept. 24	NEW ORLEANS	W	20-10	Tampa Stadium	Tampa, FL	44,053	Testaverde
Oct. 1	at Minnesota	L	3-17	HHH Metrodome	Minneapolis, MN	54,817	Testaverde
Oct. 8••	CHICAGO	W	42-35	Tampa Stadium	Tampa, FL	72,077	Testaverde
Oct. 15	DETROIT	L	16-17	Tampa Stadium	Tampa, FL	46,225	Ferguson
Oct. 22	at Washington	L	28-32	RFK Stadium	Washington, D.C.	52,862	Testaverde
Oct. 29	at Cincinnati	L	23-56	Riverfront Stadium	Cincinnati, OH	57,225	Testaverde
Nov. 5	CLEVELAND	L	31-42	Tampa Stadium	Tampa, FL	69,162	Testaverde
Nov. 12	MINNESOTA	L	10-24	Tampa Stadium	Tampa, FL	56,271	Testaverde
Nov. 19	at Chicago	W	32-31	Soldier Field	Chicago, IL	63,826	Testaverde
Nov. 26	at Phoenix	W	14-13	Sun Devil Stadium	Tempe, AZ	33,297	Testaverde
Dec. 3	GREEN BAY	L	16-17	Tampa Stadium	Tampa, FL	58,120	Testaverde
Dec. 10	at Houston	L	17-20	Astrodome	Houston, TX	54,532	Testaverde
Dec. 17	at Detroit	L	7-33	Pontiac Silverdome	Pontiac, MI	40,362	Testaverde
Dec. 24	PITTSBURGH	L	22-31	Tampa Stadium	Tampa, FL	29,690	Ferguson

### Fifth – NFC Central

1990

## Head Coach:

### Ray Perkins (13 Games), Richard Williamson (3 Games)

### Preseason (3-1)

DATE	OPPONENT	W/L	SCORE	STADIUM	CITY	ATTEND.	STARTING QB
Aug. 11	CINCINNATI	W	30-17	Tampa Stadium	Tampa, FL	51,014	Testaverde
Aug. 18	vs. New England	W	44-10	Gator Bowl	Jacksonville, FL	51,066	Testaverde
Aug. 24	at Seattle	L	3-10	Kingdome	Seattle, WA	52,301	Testaverde
Aug. 30	N.Y. JETS	W	23-14	Tampa Stadium	Tampa, FL	40,118	Testaverde

### Won 6, Lost 10

Sept. 9	at Detroit	W	38-21	Pontiac Silverdome	Pontiac, MI	54,728	Testaverde
Sept. 16	L.A. RAMS	L	14-35	Tampa Stadium	Tampa, FL	59,705	Testaverde
Sept. 23	DETROIT	W	23-20	Tampa Stadium	Tampa, FL	55,075	Testaverde
Sept. 30	at Minnesota	W	23-20 (OT)	HHH Metrodome	Minneapolis, MN	54,462	Testaverde
Oct. 7	at Dallas	L	10-14	Texas Stadium	Irving, TX	60,076	Testaverde
Oct. 14	GREEN BAY	W	26-14	Tampa Stadium	Tampa, FL	67,472	Testaverde
Oct. 21•	DALLAS	L	13-17	Tampa Stadium	Tampa, FL	68,315	Testaverde
Oct. 28	at San Diego	L	10-41	Jack Murphy Stadium	San Diego, CA	40,653	Chandler
Nov. 4••	CHICAGO	L	6-26	Tampa Stadium	Tampa, FL	68,555	Testaverde
Nov. 11	at New Orleans	L	7-35	Louisiana Superdome	New Orleans, LA	67,865	Chandler
Nov. 18	at San Francisco	L	7-31	Candlestick Park	San Francisco, CA	62,221	Chandler
Nov. 25	at Green Bay (Milwaukee)	L	10-20	Milwaukee County Stadium	Milwaukee, WI	53,677	Testaverde
Dec. 2	ATLANTA	W	23-17	Tampa Stadium	Tampa, FL	42,839	Testaverde
Dec. 16	MINNESOTA	W	26-13	Tampa Stadium	Tampa, FL	47,272	Testaverde
Dec. 23	at Chicago	L	14-27	Soldier Field	Chicago, IL	46,456	Testaverde
Dec. 30	N.Y. JETS	L	14-16	Tampa Stadium	Tampa, FL	46,543	Testaverde

### Tied Second – NFC Central

## 1991

Head Coach: Richard Williamson  
Preseason (3-1)

DATE	OPPONENT	W/L	SCORE	STADIUM	CITY	ATTEND.	STARTING QB
Aug. 5	at Cleveland	W	23-10	Cleveland Municipal Stadium	Cleveland, OH	64,753	Testaverde
Aug. 10	MIAMI	L	13-29	Tampa Stadium	Tampa, FL	51,387	Testaverde
Aug. 17	at Atlanta	W	12-7	Fulton County Stadium	Atlanta, GA	41,983	Testaverde
Aug. 23	KANSAS CITY	W	20-7	Tampa Stadium	Tampa, FL	33,996	Testaverde
<b>Won 3, Lost 13</b>				<b>Fifth – NFC Central</b>			
Sept. 1	at N.Y. Jets	L	13-16	Giants Stadium	East Rutherford, NJ	61,204	Testaverde
Sept. 8	CHICAGO	L	20-21	Tampa Stadium	Tampa, FL	65,625	Testaverde
Sept. 15	at Green Bay	L	13-15	Lambeau Field	Green Bay, WI	58,114	Testaverde
Sept. 22	BUFFALO	L	10-17	Tampa Stadium	Tampa, FL	57,323	Testaverde
Sept. 29	at Detroit	L	3-31	Pontiac Silverdome	Pontiac, MI	48,784	Chandler
Oct. 6	PHILADELPHIA	W	14-13	Tampa Stadium	Tampa, FL	41,219	Testaverde
Oct. 20	at New Orleans	L	7-23	Louisiana Superdome	New Orleans, LA	68,591	Chandler
Oct. 27	GREEN BAY	L	0-27	Tampa Stadium	Tampa, FL	40,275	Chandler
Nov. 3	at Minnesota	L	13-28	HHH Metrodome	Minneapolis, MN	35,737	Testaverde
Nov. 10	DETROIT	W	30-21	Tampa Stadium	Tampa, FL	37,742	Testaverde
Nov. 17	at Atlanta	L	7-43	Fulton County Stadium	Atlanta, GA	41,274	Testaverde
Nov. 24**	N.Y. GIANTS	L	14-21	Tampa Stadium	Tampa, FL	63,698	Testaverde
Dec. 1	at Miami	L	14-33	Joe Robbie Stadium	Miami, FL	51,036	Testaverde
Dec. 8	MINNESOTA	L	24-26	Tampa Stadium	Tampa, FL	41,091	Testaverde
Dec. 14	at Chicago	L	0-27	Soldier Field	Chicago, IL	54,719	Carlson
Dec. 22	INDIANAPOLIS	W	17-3	Tampa Stadium	Tampa, FL	28,043	Testaverde

## 1992

Head Coach: Sam Wyche  
Preseason (1-3)

DATE	OPPONENT	W/L	SCORE	STADIUM	CITY	ATTEND.	STARTING QB
Aug. 8	at Denver	L	10-31	Mile High Stadium	Denver, CO	66,521	Testaverde
Aug. 15	ATLANTA	W	40-28	Tampa Stadium	Tampa, FL	37,881	Erickson
Aug. 22	at Miami	L	7-22	Joe Robbie Stadium	Miami, FL	42,136	DeBerg
Aug. 28	CLEVELAND	L	3-24	Tampa Stadium	Tampa, FL	40,883	Testaverde
<b>Won 5, Lost 11</b>				<b>Tied Third – NFC Central</b>			
Sept. 6	PHOENIX	W	23-7	Tampa Stadium	Tampa, FL	41,315	Testaverde
Sept. 13	GREEN BAY	W	31-3	Tampa Stadium	Tampa, FL	50,051	Testaverde
Sept. 20	at Minnesota	L	20-26	HHH Metrodome	Minneapolis, MN	48,113	Testaverde
Sept. 27	at Detroit	W	27-23	Pontiac Silverdome	Pontiac, MI	51,374	Testaverde
Oct. 4	INDIANAPOLIS	L	14-24	Tampa Stadium	Tampa, FL	56,585	Testaverde
Oct. 18	at Chicago	L	14-31	Soldier Field	Chicago, IL	61,412	Testaverde
Oct. 25	DETROIT	L	7-38	Tampa Stadium	Tampa, FL	53,995	Testaverde
Nov. 1	at New Orleans	L	21-23	Louisiana Superdome	New Orleans, LA	68,591	DeBerg
Nov. 8	MINNESOTA	L	7-35	Tampa Stadium	Tampa, FL	49,095	DeBerg
Nov. 15**	CHICAGO	W	20-17	Tampa Stadium	Tampa, FL	69,102	Testaverde
Nov. 22	at San Diego	L	14-29	Jack Murphy Stadium	San Diego, CA	43,197	Testaverde
Nov. 29	at Green Bay	L	14-19	Milwaukee County Stadium	Milwaukee, WI	52,347	Testaverde
Dec. 6	L.A. RAMS	L	27-31	Tampa Stadium	Tampa, FL	38,387	Testaverde
Dec. 13	ATLANTA	L	7-35	Tampa Stadium	Tampa, FL	39,056	Testaverde
Dec. 19	at San Francisco	L	14-21	Candlestick Park	San Francisco, CA	60,519	Testaverde
Dec. 27	at Phoenix	W	7-3	Sun Devil Stadium	Tempe, AZ	29,645	Testaverde

1993

### Head Coach: Sam Wyche Preseason (2-2)

DATE	OPPONENT	W/L	SCORE	STADIUM	CITY	ATTEND.	STARTING QB
Aug. 7	DENVER	L	7-23	Tampa Stadium	Tampa, FL	38,020	Erickson
Aug. 14	at Atlanta	L	10-20	Georgia Dome	Atlanta, GA	49,108	DeBerg
Aug. 21	vs. Buffalo	W	32-12	Florida Citrus Bowl	Orlando, FL	37,125	DeBerg
Aug. 27	CLEVELAND	W	23-20	Tampa Stadium	Tampa, FL	41,769	DeBerg

### Won 5, Lost 11

Sept. 5	KANSAS CITY	L	3-27	Tampa Stadium	Tampa, FL	63,378	DeBerg
Sept. 12	at N.Y. Giants	L	7-23	Giants Stadium	East Rutherford, NJ	75,891	Erickson
Sept. 26	at Chicago	L	17-47	Soldier Field	Chicago, IL	58,329	Erickson
Oct. 3	DETROIT	W	27-10	Tampa Stadium	Tampa, FL	40,794	Erickson
Oct. 10	at Minnesota	L	0-15	HHH Metrodome	Minneapolis, MN	53,562	Erickson
Oct. 24	GREEN BAY	L	14-37	Tampa Stadium	Tampa, FL	47,354	Erickson
Oct. 31	at Atlanta	W	31-24	Georgia Dome	Atlanta, GA	50,647	Erickson
Nov. 7	at Detroit	L	0-23	Pontiac Silverdome	Pontiac, MI	65,295	Erickson
Nov. 14	SAN FRANCISCO	L	21-45	Tampa Stadium	Tampa, FL	43,835	Erickson
Nov. 21	MINNESOTA	W	23-10	Tampa Stadium	Tampa, FL	40,848	Erickson
Nov. 28	at Green Bay	L	10-13	Lambeau Field	Green Bay, WI	56,995	Erickson
Dec. 5	WASHINGTON	L	17-23	Tampa Stadium	Tampa, FL	49,035	Erickson
Dec. 12	CHICAGO	W	13-10	Tampa Stadium	Tampa, FL	56,667	Erickson
Dec. 19	at L.A. Raiders	L	20-27	L.A. Coliseum	Los Angeles, CA	40,532	Erickson
Dec. 26	at Denver	W	17-10	Mile High Stadium	Denver, CO	73,434	Erickson
Jan. 2	SAN DIEGO	L	17-32	Tampa Stadium	Tampa, FL	35,587	Erickson

### Fifth – NFC Central

1994

### Head Coach: Sam Wyche Preseason (2-2)

DATE	OPPONENT	W/L	SCORE	STADIUM	CITY	ATTEND.	STARTING QB
Aug. 6	CINCINNATI	W	17-16	Tampa Stadium	Tampa, FL	34,106	Erickson
Aug. 13	at Seattle	L	6-29	Husky Stadium	Seattle, WA	43,633	Erickson
Aug. 20	at Miami	W	29-14	Joe Robbie Stadium	Miami, FL	51,242	Erickson
Aug. 26	N.Y. JETS	L	9-10	Tampa Stadium	Tampa, FL	36,488	Erickson

### Won 6, Lost 10

Sept. 4	at Chicago	L	9-21	Soldier Field	Chicago, IL	61,844	Erickson
Sept. 11	INDIANAPOLIS	W	24-10	Tampa Stadium	Tampa, FL	36,631	Erickson
Sept. 18	NEW ORLEANS	L	7-9	Tampa Stadium	Tampa, FL	45,522	Erickson
Sept. 25	at Green Bay	L	3-30	Lambeau Field	Green Bay, WI	58,551	Erickson
Oct. 2	DETROIT	W	24-14	Tampa Stadium	Tampa, FL	38,012	Erickson
Oct. 9	at Atlanta	L	13-34	Georgia Dome	Atlanta, GA	52,633	Erickson
Oct. 23	at San Francisco	L	16-41	Candlestick Park	San Francisco, CA	62,741	Differ
Oct. 30	MINNESOTA	L	13-36	Tampa Stadium	Tampa, FL	42,110	Erickson
Nov. 6	CHICAGO	L	6-20	Tampa Stadium	Tampa, FL	60,821	Differ
Nov. 13	at Detroit	L	9-14	Pontiac Silverdome	Pontiac, MI	50,814	Erickson
Nov. 20	at Seattle	L	21-22	Kingdome	Seattle, WA	37,466	Erickson
Nov. 27	at Minnesota	W	20-17 (OT)	HHH Metrodome	Minneapolis, MN	47,259	Erickson
Dec. 4	WASHINGTON	W	26-21	Tampa Stadium	Tampa, FL	45,121	Erickson
Dec. 11	L.A. RAMS	W	24-14	Tampa Stadium	Tampa, FL	34,150	Erickson
Dec. 18	at Washington	W	17-14	RFK Stadium	Washington, DC	47,315	Erickson
Dec. 24	GREEN BAY	L	19-34	Tampa Stadium	Tampa, FL	65,076	Erickson

### Fifth – NFC Central



# 1995

## Head Coach: Sam Wyche Preseason (3-1)

DATE	OPPONENT	W/L	SCORE	STADIUM	CITY	ATTEND.	STARTING QB
Aug. 5	N.Y. JETS	L	3-9	Tampa Stadium	Tampa, FL	47,311	Diifer
Aug. 11	at Cincinnati	W	31-7	Riverfront Stadium	Cincinnati, OH	46,374	Diifer
Aug. 19	PITTSBURGH	W	20-7	Tampa Stadium	Tampa, FL	52,783	Diifer
Aug. 25	vs. Miami (Orlando)	W	24-17	Florida Citrus Bowl	Orlando, FL	58,595	Diifer

### Won 7, Lost 9

Sept. 3	at Philadelphia	W	21-6	Veterans Stadium	Philadelphia, PA	66,266	Diifer
Sept. 10	at Cleveland	L	6-22	Cleveland Municipal Stadium	Cleveland, OH	61,083	Diifer
Sept. 17••	CHICAGO	L	6-25	Tampa Stadium	Tampa, FL	71,507	Diifer
Sept. 24	WASHINGTON	W	14-6	Tampa Stadium	Tampa, FL	49,234	Diifer
Oct. 1	at Carolina	W	20-13	Memorial Stadium	Clemson, SC	50,076	Diifer
Oct. 8	CINCINNATI	W	19-16	Tampa Stadium	Tampa, FL	41,732	Diifer
Oct. 15	MINNESOTA	W	20-17 (OT)	Tampa Stadium	Tampa, FL	55,703	Diifer
Oct. 22	ATLANTA	L	21-24	Tampa Stadium	Tampa, FL	66,135	Diifer
Oct. 29	at Houston	L	7-19	Astrodome	Houston, TX	31,489	Diifer
Nov. 12	at Detroit	L	24-27	Pontiac Silverdome	Pontiac, MI	60,644	Diifer
Nov. 19	JACKSONVILLE	W	17-16	Tampa Stadium	Tampa, FL	71,629	Diifer
Nov. 26	at Green Bay	L	13-35	Lambeau Field	Green Bay, WI	59,218	Diifer
Dec. 3	at Minnesota	L	17-31	HHH Metrodome	Minneapolis, MN	52,879	Diifer
Dec. 10	GREEN BAY	W	13-10 (OT)	Tampa Stadium	Tampa, FL	67,557	Diifer
Dec. 17	at Chicago	L	10-31	Soldier Field	Chicago, IL	49,475	Diifer
Dec. 23	DETROIT	L	10-37	Tampa Stadium	Tampa, FL	50,049	Diifer

### Fifth – NFC Central

# 1996

## Head Coach: Tony Dungy Preseason (1-3)

DATE	OPPONENT	W/L	SCORE	STADIUM	CITY	ATTEND.	STARTING QB
Aug. 3	at Miami	L	10-13	Joe Robbie Stadium	Miami, FL	51,141	Diifer
Aug. 10	ATLANTA	W	16-0	Houlihan's Stadium	Tampa, FL	32,855	Diifer
Aug. 17	at Pittsburgh	L	3-13	Three Rivers Stadium	Pittsburgh, PA	50,522	Diifer
Aug. 23	MIAMI	L	7-19	Houlihan's Stadium	Tampa, FL	40,137	Diifer

### Won 6, Lost 10

Sept. 1	GREEN BAY	L	3-34	Houlihan's Stadium	Tampa, FL	54,102	Diifer
Sept. 8	at Detroit	L	6-21	Pontiac Silverdome	Pontiac, MI	54,229	Diifer
Sept. 15	at Denver	L	23-27	Mile High Stadium	Denver, CO	71,535	Diifer
Sept. 22	SEATTLE	L	13-17	Houlihan's Stadium	Tampa, FL	30,212	Diifer
Sept. 29	DETROIT	L	0-27	Houlihan's Stadium	Tampa, FL	34,961	Diifer
Oct. 13	MINNESOTA	W	24-13	Houlihan's Stadium	Tampa, FL	32,175	Diifer
Oct. 20	at Arizona	L	9-13	Sun Devil Stadium	Tempe, AZ	27,738	Diifer
Oct. 27	at Green Bay	L	7-13	Lambeau Field	Green Bay, WI	60,627	Diifer
Nov. 3	at Chicago	L	10-13	Soldier Field	Chicago, IL	58,727	Diifer
Nov. 10	OAKLAND	W	20-17 (OT)	Houlihan's Stadium	Tampa, FL	45,392	Diifer
Nov. 17	at San Diego	W	25-17	Jack Murphy Stadium	San Diego, CA	57,526	Diifer
Nov. 24	NEW ORLEANS	W	13-7	Houlihan's Stadium	Tampa, FL	40,203	Diifer
Dec. 1	at Carolina	L	0-24	Ericsson Stadium	Charlotte, NC	57,623	Diifer
Dec. 8	WASHINGTON	W	24-10	Houlihan's Stadium	Tampa, FL	44,733	Diifer
Dec. 15	at Minnesota	L	10-21	HHH Metrodome	Minneapolis, MN	49,302	Diifer
Dec. 22	CHICAGO	W	34-19	Houlihan's Stadium	Tampa, FL	51,572	Diifer

### Fourth – NFC Central

1997

### Head Coach: Tony Dungy Preseason (1-3)

DATE	OPPONENT	W/L	SCORE	STADIUM	CITY	ATTEND.	STARTING QB
Aug. 2	WASHINGTON	L	8-20	Houlihan's Stadium	Tampa, FL	41,360	Diifer
Aug. 9	at Atlanta	L	12-17	Georgia Dome	Atlanta, GA	34,219	Diifer
Aug. 16	MIAMI	W	24-10	Houlihan's Stadium	Tampa, FL	35,024	Diifer
Aug. 22	vs. N.Y. Jets	L	9-15 (OT)	Florida Citrus Bowl	Orlando, FL	21,342	Diifer

### Won 10, Lost 6

DATE	OPPONENT	W/L	SCORE	STADIUM	CITY	ATTEND.	STARTING QB
Aug. 31	SAN FRANCISCO	W	13-6	Houlihan's Stadium	Tampa, FL	62,554	Diifer
Sept. 7	at Detroit	W	24-17	Pontiac Silverdome	Pontiac, MI	58,234	Diifer
Sept. 14	at Minnesota	W	28-14	HHH Metrodome	Minneapolis, MN	63,697	Diifer
Sept. 21	MIAMI	W	31-21	Houlihan's Stadium	Tampa, FL	73,314	Diifer
Sept. 28	ARIZONA	W	19-18	Houlihan's Stadium	Tampa, FL	53,804	Diifer
Oct. 5	at Green Bay	L	16-21	Lambeau Field	Green Bay, WI	60,100	Diifer
Oct. 12	DETROIT	L	9-27	Houlihan's Stadium	Tampa, FL	72,095	Diifer
Oct. 26	MINNESOTA	L	6-10	Houlihan's Stadium	Tampa, FL	66,815	Diifer
Nov. 2	at Indianapolis	W	31-28	RCA Dome	Indianapolis, IN	58,512	Diifer
Nov. 9	at Atlanta	W	31-10	Georgia Dome	Atlanta, GA	46,018	Diifer
Nov. 16	NEW ENGLAND	W	27-7	Houlihan's Stadium	Tampa, FL	70,479	Diifer
Nov. 23	at Chicago	L	7-13	Soldier Field	Chicago, IL	43,955	Diifer
Nov. 30	at N.Y. Giants	W	20-8	Giants Stadium	East Rutherford, NJ	68,678	Diifer
Dec. 7	GREEN BAY	L	6-17	Houlihan's Stadium	Tampa, FL	73,523	Diifer
Dec. 14	at N.Y. Jets	L	0-31	Giants Stadium	East Rutherford, NJ	60,122	Diifer
Dec. 21	CHICAGO	W	31-15	Houlihan's Stadium	Tampa, FL	70,930	Diifer

### Second – NFC Central

### NFC WILD CARD PLAYOFF GAME

Dec. 28	DETROIT	W	20-10	Houlihan's Stadium	Tampa, FL	73,361	Diifer
---------	---------	---	-------	--------------------	-----------	--------	--------

### NFC DIVISIONAL PLAYOFF GAME

Jan. 4	at Green Bay	L	7-21	Lambeau Field	Green Bay, WI	60,327	Diifer
--------	--------------	---	------	---------------	---------------	--------	--------

1998

### Head Coach: Tony Dungy Preseason (2-3)

DATE	OPPONENT	W/L	SCORE	STADIUM	CITY	ATTEND.	STARTING QB
Aug. 1	vs. Pittsburgh	W	30-6	Fawcett Stadium	Canton, OH	23,875	Diifer
Aug. 8	vs. Kansas City	L	13-17	Owens Field	Norman, OK	43,657	Diifer
Aug. 13	at Miami	L	13-14	Pro Player Stadium	Miami, FL	59,184	Diifer
Aug. 24	at Oakland	W	41-7	Oakland-Alameda County Stadium	Oakland, CA	32,017	Diifer
Aug. 28	at New Orleans	L	6-10	Louisiana Superdome	New Orleans, LA	43,774	Walsh

### Won 8, Lost 8

DATE	OPPONENT	W/L	SCORE	STADIUM	CITY	ATTEND.	STARTING QB
Sept. 6	at Minnesota	L	7-31	HHH Metrodome	Minneapolis, MN	62,538	Diifer
Sept. 13	at Green Bay	L	15-23	Lambeau Field	Green Bay, WI	60,124	Diifer
Sept. 20	CHICAGO	W	27-15	Raymond James Stadium	Tampa, FL	64,328	Diifer
Sept. 28	at Detroit	L	6-27	Pontiac Silverdome	Pontiac, MI	74,724	Diifer
Oct. 4	N.Y. GIANTS	W	20-3	Raymond James Stadium	Tampa, FL	64,989	Diifer
Oct. 18	CAROLINA	W	16-13	Raymond James Stadium	Tampa, FL	63,600	Diifer
Oct. 25	at New Orleans	L	3-9	Louisiana Superdome	New Orleans, LA	62,695	Diifer
Nov. 1	MINNESOTA	W	27-24	Raymond James Stadium	Tampa, FL	64,979	Diifer
Nov. 8	TENNESSEE	L	22-31	Raymond James Stadium	Tampa, FL	65,054	Diifer
Nov. 15	at Jacksonville	L	24-29	ALLTEL Stadium	Jacksonville, FL	72,974	Diifer
Nov. 22	DETROIT	L	25-28	Raymond James Stadium	Tampa, FL	64,265	Diifer
Nov. 29	at Chicago	W	31-17	Soldier Field	Chicago, IL	51,938	Diifer
Dec. 7	GREEN BAY	W	24-22	Raymond James Stadium	Tampa, FL	65,497	Diifer
Dec. 13	PITTSBURGH	W	16-3	Raymond James Stadium	Tampa, FL	65,335	Diifer
Dec. 19	at Washington	L	16-20	Jack Kent Cooke Stadium	Landover, MD	66,309	Diifer
Dec. 27	at Cincinnati	W	35-0	Cinergy Field	Cincinnati, OH	49,826	Diifer

### Third – NFC Central

1999

## Head Coach: Tony Dungy Preseason (4-0)

DATE	OPPONENT	W/L	SCORE	STADIUM	CITY	ATTEND.	STARTING QB
Aug. 14	CLEVELAND	W	30-3	Raymond James Stadium	Tampa, FL	63,963	Diifer
Aug. 21	at Kansas City	W	17-7	Arrowhead Stadium	Kansas City, MO	76,292	Diifer
Aug. 28	NEW ENGLAND	W	45-14	Raymond James Stadium	Tampa, FL	64,092	Diifer
Sept. 3	at Washington	W	16-13	Redskins Stadium	Landover, MD	63,722	Diifer

### Won 11, Lost 5

Sept. 12●●	N.Y. GIANTS	L	13-17	Raymond James Stadium	Tampa, FL	65,026	Diifer
Sept. 19	at Philadelphia	W	19-5	Veterans Stadium	Philadelphia, PA	64,285	Diifer
Sept. 26●●	DENVER	W	13-10	Raymond James Stadium	Tampa, FL	65,297	Diifer
Oct. 3	at Minnesota	L	14-21	HHH Metrodome	Minneapolis, MN	64,106	Diifer
Oct. 10	at Green Bay	L	23-26	Lambeau Field	Green Bay, WI	59,868	Diifer
Oct. 24●●	CHICAGO	W	6-3	Raymond James Stadium	Tampa, FL	65,283	Diifer
Oct. 31	at Detroit	L	3-20	Pontiac Silverdome	Pontiac, MI	63,135	Zeier
Nov. 7	at New Orleans	W	31-16	Louisiana Superdome	New Orleans, LA	47,129	Diifer
Nov. 14●●	KANSAS CITY	W	17-10	Raymond James Stadium	Tampa, FL	64,927	Diifer
Nov. 21●●	ATLANTA	W	19-10	Raymond James Stadium	Tampa, FL	65,158	Diifer
Nov. 28	at Seattle	W	16-3	Kingdome	Seattle, WA	66,314	Diifer
Dec. 6●●	MINNESOTA	W	24-17	Raymond James Stadium	Tampa, FL	65,741	King
Dec. 12●●	DETROIT	W	23-16	Raymond James Stadium	Tampa, FL	65,536	King
Dec. 19	at Oakland	L	0-45	Network Associates Coliseum	Oakland, CA	46,395	King
Dec. 26●●	GREEN BAY	W	29-10	Raymond James Stadium	Tampa, FL	65,723	King
Jan. 2	at Chicago	W	20-6	Soldier Field	Chicago, IL	66,944	King

### NFC DIVISIONAL PLAYOFF GAME

Jan. 15●●	WASHINGTON	W	14-13	Raymond James Stadium	Tampa, FL	65,835	King
-----------	------------	---	-------	-----------------------	-----------	--------	------

### NFC CHAMPIONSHIP GAME

Jan. 23	at St. Louis	L	6-11	Trans World Dome	St. Louis, MO	66,496	King
---------	--------------	---	------	------------------	---------------	--------	------

2000

## Head Coach: Tony Dungy Preseason (3-1)

DATE	OPPONENT	W/L	SCORE	STADIUM	CITY	ATTEND.	STARTING QB
Aug. 4	WASHINGTON	W	13-12	Raymond James Stadium	Tampa, FL	65,003	King
Aug. 10	at Miami	L	13-15	Pro Player Stadium	Miami, FL	58,703	King
Aug. 20	at New England	W	31-21	Foxboro Stadium	Foxboro, MA	60,292	King
Aug. 25	KANSAS CITY	W	37-14	Raymond James Stadium	Tampa, FL	64,267	King

### Won 10, Lost 6

Sept. 3	at New England	W	21-16	Foxboro Stadium	Foxboro, MA	60,292	King
Sept. 10●●	CHICAGO	W	41-0	Raymond James Stadium	Tampa, FL	65,569	King
Sept. 17	at Detroit	W	31-10	Pontiac Silverdome	Pontiac, MI	76,928	King
Sept. 24●●	N.Y. JETS	L	17-21	Raymond James Stadium	Tampa, FL	65,619	King
Oct. 1	at Washington	L	17-20 (OT)	FedEx Field	Landover, MD	83,532	King
Oct. 9	at Minnesota	L	23-30	HHH Metrodome	Minneapolis, MN	64,162	King
Oct. 19●●	DETROIT	L	14-28	Raymond James Stadium	Tampa, FL	65,557	King
Oct. 29●●	MINNESOTA	W	41-13	Raymond James Stadium	Tampa, FL	65,589	King
Nov. 5	at Atlanta	W	27-14	Georgia Dome	Atlanta, GA	70,097	King
Nov. 12●●	GREEN BAY	W	20-15	Raymond James Stadium	Tampa, FL	65,621	King
Nov. 19	at Chicago	L	10-13	Soldier Field	Chicago, IL	66,944	King
Nov. 26●●	BUFFALO	W	31-17	Raymond James Stadium	Tampa, FL	65,546	King
Dec. 3●●	DALLAS	W	27-7	Raymond James Stadium	Tampa, FL	65,621	King
Dec. 10	at Miami	W	16-13	Pro Player Stadium	Miami, FL	74,307	King
Dec. 18●●	ST. LOUIS	W	38-35	Raymond James Stadium	Tampa, FL	65,653	King
Dec. 24	at Green Bay	L	14-17 (OT)	Lambeau Field	Green Bay, WI	59,692	King

### NFC WILD CARD PLAYOFF GAME

Dec. 31	at Philadelphia	L	3-21	Veterans Stadium	Philadelphia, PA	65,813	King
---------	-----------------	---	------	------------------	------------------	--------	------

COACHING

PLAYERS

2014 REVIEW

HISTORY

RECORDS

SIDELINES

2001

**Head Coach: Tony Dungy**  
**Preseason (1-3)**

DATE	OPPONENT	W/L	SCORE	STADIUM	CITY	ATTEND.	STARTING QB
Aug. 13	MIAMI	L	14-17	Raymond James Stadium	Tampa, FL	65,308	B. Johnson
Aug. 18	at Cleveland	L	6-7	Cleveland Browns Stadium	Cleveland, OH	72,018	B. Johnson
Aug. 25	NEW ENGLAND	W	20-3	Raymond James Stadium	Tampa, FL	65,444	B. Johnson
Aug. 31	at Atlanta	L	7-36	Georgia Dome	Atlanta, GA	44,162	B. Johnson

**Won 9, Lost 7**

Sept. 9	at Dallas	W	10-6	Texas Stadium	Irving, TX	61,521	B. Johnson
Sept. 30	at Minnesota	L	16-20	HHH Metrodome	Minneapolis, MN	64,105	B. Johnson
Oct. 7••	GREEN BAY	W	14-10	Raymond James Stadium	Tampa, FL	65,510	B. Johnson
Oct. 14	at Tennessee	L	28-31 (OT)	Adelphia Coliseum	Nashville, TN	68,798	B. Johnson
Oct. 21••	PITTSBURGH	L	10-17	Raymond James Stadium	Tampa, FL	65,588	B. Johnson
Oct. 28••	MINNESOTA	W	41-14	Raymond James Stadium	Tampa, FL	65,558	B. Johnson
Nov. 4	at Green Bay	L	20-21	Lambeau Field	Green Bay, WI	59,861	B. Johnson
Nov. 11	at Detroit	W	20-17	Pontiac Silverdome	Pontiac, MI	74,268	B. Johnson
Nov. 18••	CHICAGO	L	24-27	Raymond James Stadium	Tampa, FL	65,612	B. Johnson
Nov. 26	at St. Louis	W	24-17	Dome at America's Center	St. Louis, MO	66,198	B. Johnson
Dec. 2	at Cincinnati	W	16-13 (OT)	Paul Brown Stadium	Cincinnati, OH	52,135	B. Johnson
Dec. 9••	DETROIT	W	15-12	Raymond James Stadium	Tampa, FL	65,514	B. Johnson
Dec. 16	at Chicago	L	3-27	Soldier Field	Chicago, IL	66,944	B. Johnson
Dec. 23••	NEW ORLEANS	W	48-21	Raymond James Stadium	Tampa, FL	65,526	B. Johnson
Dec. 29••	BALTIMORE	W	22-10	Raymond James Stadium	Tampa, FL	65,619	B. Johnson
Jan. 6••	PHILADELPHIA	L	13-17	Raymond James Stadium	Tampa, FL	65,541	B. Johnson

**NFC WILD CARD PLAYOFF GAME**

Jan. 12	at Philadelphia	L	9-31	Veterans Stadium	Philadelphia, PA	65,847	B. Johnson
---------	-----------------	---	------	------------------	------------------	--------	------------

**Third – NFC Central**

2002

**Head Coach: Jon Gruden**  
**Preseason (3-1)**

DATE	OPPONENT	W/L	SCORE	STADIUM	CITY	ATTEND.	STARTING QB
Aug. 12	MIAMI	W	14-10	Raymond James Stadium	Tampa, FL	65,008	B. Johnson
Aug. 16	at Jacksonville	W	20-0	ALLTEL Stadium	Jacksonville, FL	47,036	B. Johnson
Aug. 24	WASHINGTON	L	10-40	Raymond James Stadium	Tampa, FL	65,598	B. Johnson
Aug. 30	at Houston	W	17-13	Reliant Stadium	Houston, TX	68,371	B. Johnson

**Won 12, Lost 4**

Sept. 8••	NEW ORLEANS	L	20-26 (OT)	Raymond James Stadium	Tampa, FL	65,554	B. Johnson
Sept. 15	at Baltimore	W	25-0	Ravens Stadium	Baltimore, MD	69,304	B. Johnson
Sept. 23••	ST. LOUIS	W	26-14	Raymond James Stadium	Tampa, FL	65,652	B. Johnson
Sept. 29	at Cincinnati	W	35-7	Paul Brown Stadium	Cincinnati, OH	57,234	B. Johnson
Oct. 6	at Atlanta	W	20-6	Georgia Dome	Atlanta, GA	68,936	B. Johnson
Oct. 13••	CLEVELAND	W	17-3	Raymond James Stadium	Tampa, FL	65,625	B. Johnson
Oct. 20	at Philadelphia	L	10-20	Veterans Stadium	Philadelphia, PA	65,523	B. Johnson
Oct. 27	at Carolina	W	12-9	Ericsson Stadium	Charlotte, NC	72,892	R. Johnson
Nov. 3••	MINNESOTA	W	38-24	Raymond James Stadium	Tampa, FL	65,667	B. Johnson
Nov. 17••	CAROLINA	W	23-10	Raymond James Stadium	Tampa, FL	65,527	B. Johnson
Nov. 24••	GREEN BAY	W	21-7	Raymond James Stadium	Tampa, FL	65,672	B. Johnson
Dec. 1	at New Orleans	L	20-23	Louisiana Superdome	New Orleans, LA	68,226	B. Johnson
Dec. 8••	ATLANTA	W	34-10	Raymond James Stadium	Tampa, FL	65,648	B. Johnson
Dec. 15	at Detroit	W	23-20	Ford Field	Detroit, MI	61,942	B. Johnson
Dec. 23••	PITTSBURGH	L	7-17	Raymond James Stadium	Tampa, FL	65,684	King
Dec. 29	at Chicago	W	15-0	Memorial Stadium	Champaign, IL	55,832	R. Johnson

**NFC DIVISIONAL PLAYOFF GAME**

Jan. 12••	SAN FRANCISCO	W	31-6	Raymond James Stadium	Tampa, FL	65,559	B. Johnson
-----------	---------------	---	------	-----------------------	-----------	--------	------------

**NFC CHAMPIONSHIP GAME**

Jan. 19	at Philadelphia	W	27-10	Veterans Stadium	Philadelphia, PA	66,713	B. Johnson
---------	-----------------	---	-------	------------------	------------------	--------	------------

**SUPER BOWL XXXVII**

Jan. 26	Oakland	W	48-21	Qualcomm Stadium	San Diego, CA	67,603	B. Johnson
---------	---------	---	-------	------------------	---------------	--------	------------

## 2003

Head Coach: Jon Gruden  
Preseason (4-1)

DATE	OPPONENT	W/L	SCORE	STADIUM	CITY	ATTEND.	STARTING QB
Aug. 2	vs. N.Y. Jets	W	30-14	Tokyo Dome	Tokyo, Japan	43,601	B. Johnson
Aug. 8	at Miami	W	20-19	Pro Player Stadium	Miami, FL	62,261	B. Johnson
Aug. 18	at St. Louis	L	16-26	Edward Jones Dome	St. Louis, MO	65,368	B. Johnson
Aug. 23	JACKSONVILLE	W	10-6	Raymond James Stadium	Tampa, FL	65,266	B. Johnson
Aug. 28	HOUSTON	W	34-3	Raymond James Stadium	Tampa, FL	64,808	B. Johnson

## Won 7, Lost 9

DATE	OPPONENT	W/L	SCORE	STADIUM	CITY	ATTEND.	STARTING QB
Sept. 8	at Philadelphia	W	17-0	Lincoln Financial Field	Philadelphia, PA	67,772	B. Johnson
Sept. 14●●	CAROLINA	L	9-12 (OT)	Raymond James Stadium	Tampa, FL	65,621	B. Johnson
Sept. 21	at Atlanta	W	31-10	Georgia Dome	Atlanta, GA	70,871	B. Johnson
Oct. 6●●	INDIANAPOLIS	L	35-38 (OT)	Raymond James Stadium	Tampa, FL	65,647	B. Johnson
Oct. 12	at Washington	W	35-13	FedEx Field	Landover, MD	85,490	B. Johnson
Oct. 19	at San Francisco	L	7-24	3COM Park	San Francisco, CA	67,809	B. Johnson
Oct. 26●●	DALLAS	W	16-0	Raymond James Stadium	Tampa, FL	65,602	B. Johnson
Nov. 2●●	NEW ORLEANS	L	14-17	Raymond James Stadium	Tampa, FL	65,524	B. Johnson
Nov. 9	at Carolina	L	24-27	Ericsson Stadium	Charlotte, NC	73,345	B. Johnson
Nov. 16●●	GREEN BAY	L	13-20	Raymond James Stadium	Tampa, FL	65,614	B. Johnson
Nov. 24●●	N.Y. GIANTS	W	19-13	Raymond James Stadium	Tampa, FL	65,648	B. Johnson
Nov. 30	at Jacksonville	L	10-17	ALLTEL Stadium	Jacksonville, FL	60,543	B. Johnson
Dec. 7	at New Orleans	W	14-7	Louisiana Superdome	New Orleans, LA	68,442	B. Johnson
Dec. 14●●	HOUSTON	W	16-3	Raymond James Stadium	Tampa, FL	65,124	B. Johnson
Dec. 20●●	ATLANTA	L	28-30	Raymond James Stadium	Tampa, FL	65,572	B. Johnson
Dec. 28	at Tennessee	L	13-33	The Coliseum	Nashville, TN	68,809	B. Johnson

## Third – NFC South

## 2004

Head Coach: Jon Gruden  
Preseason (3-1)

DATE	OPPONENT	W/L	SCORE	STADIUM	CITY	ATTEND.	STARTING QB
Aug. 16	CINCINNATI	W	20-6	Raymond James Stadium	Tampa, FL	56,184	B. Johnson
Aug. 20	at Jacksonville	L	6-14	ALLTEL Stadium	Jacksonville, FL	50,021	B. Johnson
Aug. 28	MIAMI	W	17-10	Raymond James Stadium	Tampa, FL	64,992	B. Johnson
Sept. 2	at Houston	W	17-9	Reliant Stadium	Houston, TX	70,224	B. Johnson

## Won 5, Lost 11

DATE	OPPONENT	W/L	SCORE	STADIUM	CITY	ATTEND.	STARTING QB
Sept. 12	at Washington	L	10-16	FedEx Field	Landover, MD	90,098	B. Johnson
Sept. 19●●	SEATTLE	L	6-10	Raymond James Stadium	Tampa, FL	65,089	B. Johnson
Sept. 26	at Oakland	L	20-30	Network Associates Coliseum	Oakland, CA	60,874	B. Johnson
Oct. 3●●	DENVER	L	13-16	Raymond James Stadium	Tampa, FL	65,341	B. Johnson
Oct. 10	at New Orleans	W	20-17	Louisiana Superdome	New Orleans, LA	64,900	Simms
Oct. 18	at St. Louis	L	21-28	Edward Jones Dome	St. Louis, MO	66,040	Griese
Oct. 24●●	CHICAGO	W	19-7	Raymond James Stadium	Tampa, FL	65,550	Griese
Nov. 7●●	KANSAS CITY	W	34-31	Raymond James Stadium	Tampa, FL	65,495	Griese
Nov. 14	at Atlanta	L	14-24	Georgia Dome	Atlanta, GA	70,810	Griese
Nov. 21●●	SAN FRANCISCO	W	35-3	Raymond James Stadium	Tampa, FL	65,234	Griese
Nov. 28	at Carolina	L	14-21	Bank of America Stadium	Charlotte, NC	73,124	Griese
Dec. 5●●	ATLANTA	W	27-0	Raymond James Stadium	Tampa, FL	65,556	Griese
Dec. 12	at San Diego	L	24-31	Qualcomm Stadium	San Diego, CA	65,858	Griese
Dec. 19●●	NEW ORLEANS	L	17-21	Raymond James Stadium	Tampa, FL	65,075	Griese
Dec. 26●●	CAROLINA	L	20-37	Raymond James Stadium	Tampa, FL	65,380	Griese
Jan. 2	at Arizona	L	7-12	Sun Devil Stadium	Tempe, AZ	31,650	Simms

## Fourth – NFC South



## 2005

Head Coach: Jon Gruden  
Preseason (2-2)

DATE	OPPONENT	W/L	SCORE	STADIUM	CITY	ATTEND.	STARTING QB
Aug. 12	at Tennessee	W	20-17 (OT)	The Coliseum	Nashville, TN	69,010	Griese
Aug. 20	JACKSONVILLE	L	17-20	Raymond James Stadium	Tampa, FL	64,089	Griese
Aug. 27	at Miami	L	14-17	Dolphin Stadium	Miami, FL	67,892	Griese
Sept. 1	HOUSTON	W	38-14	Raymond James Stadium	Tampa, FL	63,591	Griese

## Won 11, Lost 5

DATE	OPPONENT	W/L	SCORE	STADIUM	CITY	ATTEND.	STARTING QB
Sept. 11	at Minnesota	W	24-13	HHH Metrodome	Minneapolis, MN	63,939	Griese
Sept. 18**	BUFFALO	W	19-3	Raymond James Stadium	Tampa, FL	64,777	Griese
Sept. 25	at Green Bay	W	17-16	Lambeau Field	Green Bay, WI	70,518	Griese
Oct. 2**	DETROIT	W	17-13	Raymond James Stadium	Tampa, FL	64,994	Griese
Oct. 9	at N.Y. Jets	L	12-14	Giants Stadium	East Rutherford, NJ	77,852	Griese
Oct. 16**	MIAMI	W	27-13	Raymond James Stadium	Tampa, FL	65,168	Griese
Oct. 30	at San Francisco	L	10-15	Monster Park	San Francisco, CA	63,358	Simms
Nov. 6**	CAROLINA	L	14-34	Raymond James Stadium	Tampa, FL	65,014	Simms
Nov. 13**	WASHINGTON	W	36-35	Raymond James Stadium	Tampa, FL	65,421	Simms
Nov. 20	at Atlanta	W	30-27	Georgia Dome	Atlanta, GA	70,794	Simms
Nov. 27**	CHICAGO	L	10-13	Raymond James Stadium	Tampa, FL	65,506	Simms
Dec. 4	at New Orleans	W	10-3	Tiger Stadium	Baton Rouge, LA	34,411	Simms
Dec. 11	at Carolina	W	20-10	Bank of America Stadium	Charlotte, NC	73,467	Simms
Dec. 17	at New England	L	0-28	Gillette Stadium	Foxboro, MA	68,756	Simms
Dec. 24**	ATLANTA	W	27-24 (OT)	Raymond James Stadium	Tampa, FL	65,482	Simms
Jan. 1**	NEW ORLEANS	W	27-13	Raymond James Stadium	Tampa, FL	65,379	Simms

## First – NFC South

## NFC WILD CARD PLAYOFF GAME

Jan. 7**	WASHINGTON	L	10-17	Raymond James Stadium	Tampa, FL	65,514	Simms
----------	------------	---	-------	-----------------------	-----------	--------	-------

## 2006

Head Coach: Jon Gruden  
Preseason (1-3)

DATE	OPPONENT	W/L	SCORE	STADIUM	CITY	ATTEND.	STARTING QB
Aug. 11	N.Y. JETS	W	16-3	Raymond James Stadium	Tampa, FL	65,015	Simms
Aug. 19	MIAMI	L	10-13	Raymond James Stadium	Tampa, FL	65,140	Simms
Aug. 26	at Jacksonville	L	18-29	Alltel Stadium	Jacksonville, FL	63,161	Simms
Aug. 31	at Houston	L	13-16	Reliant Stadium	Houston, TX	70,037	Simms

## Won 4, Lost 12

DATE	OPPONENT	W/L	SCORE	STADIUM	CITY	ATTEND.	STARTING QB
Sept. 10**	BALTIMORE	L	0-27	Raymond James Stadium	Tampa, FL	65,087	Simms
Sept. 17	at Atlanta	L	3-14	Georgia Dome	Atlanta, GA	70,828	Simms
Sept. 24**	CAROLINA	L	24-26	Raymond James Stadium	Tampa, FL	65,423	Simms
Oct. 8	at New Orleans	L	21-24	Louisiana Superdome	New Orleans, LA	68,183	Gradkowski
Oct. 15**	CINCINNATI	W	14-13	Raymond James Stadium	Tampa, FL	65,732	Gradkowski
Oct. 22**	PHILADELPHIA	W	23-21	Raymond James Stadium	Tampa, FL	65,808	Gradkowski
Oct. 29	at N.Y. Giants	L	3-17	Giants Stadium	East Rutherford, NJ	78,647	Gradkowski
Nov. 5**	NEW ORLEANS	L	14-31	Raymond James Stadium	Tampa, FL	65,561	Gradkowski
Nov. 13	at Carolina	L	10-24	Bank of America Stadium	Charlotte, NC	73,573	Gradkowski
Nov. 19**	WASHINGTON	W	20-17	Raymond James Stadium	Tampa, FL	65,699	Gradkowski
Nov. 23	at Dallas	L	10-38	Texas Stadium	Irving, TX	63,183	Gradkowski
Dec. 3	at Pittsburgh	L	3-20	Heinz Field	Pittsburgh, PA	59,843	Gradkowski
Dec. 10**	ATLANTA	L	6-17	Raymond James Stadium	Tampa, FL	65,691	Gradkowski
Dec. 17	at Chicago	L	31-34 (OT)	Soldier Field	Chicago, IL	62,260	Gradkowski
Dec. 24	at Cleveland	W	22-7	Cleveland Browns Stadium	Cleveland, OH	69,603	Rattay
Dec. 31**	SEATTLE	L	7-23	Raymond James Stadium	Tampa, FL	65,660	Rattay

## Fourth – NFC South

## 2007

### Head Coach: Jon Gruden Preseason (3-1)

DATE	OPPONENT	W/L	SCORE	STADIUM	CITY	ATTEND.	STARTING QB
Aug. 10	NEW ENGLAND	W	13-10	Raymond James Stadium	Tampa, FL	65,130	Garcia
Aug. 18	at Jacksonville	L	19-31	Jacksonville Municipal Stadium	Jacksonville, FL	66,944	Garcia
Aug. 25	at Miami	W	31-28	Dolphin Stadium	Miami, FL	65,660	Garcia
Aug. 30	HOUSTON	W	31-24	Raymond James Stadium	Tampa, FL	64,321	McCown
<b>Won 9, Lost 7</b>							<b>First – NFC South</b>
Sept. 9	at Seattle	L	6-20	Qwest Field	Seattle, WA	68,044	Garcia
Sept. 16••	NEW ORLEANS	W	31-14	Raymond James Stadium	Tampa, FL	65,178	Garcia
Sept. 23••	ST. LOUIS	W	24-3	Raymond James Stadium	Tampa, FL	65,267	Garcia
Sept. 30	at Carolina	W	20-7	Bank of America Stadium	Charlotte, NC	73,707	Garcia
Oct. 7	at Indianapolis	L	14-33	RCA Dome	Indianapolis, IN	57,202	Garcia
Oct. 14••	TENNESSEE	W	13-10	Raymond James Stadium	Tampa, FL	65,347	Garcia
Oct. 21	at Detroit	L	16-23	Ford Field	Detroit, MI	60,442	Garcia
Oct. 28••	JACKSONVILLE	L	23-24	Raymond James Stadium	Tampa, FL	65,133	Garcia
Nov. 4••	ARIZONA	W	17-10	Raymond James Stadium	Tampa, FL	65,267	Garcia
Nov. 18	at Atlanta	W	31-7	Georgia Dome	Atlanta, GA	69,480	Garcia
Nov. 25••	WASHINGTON	W	19-13	Raymond James Stadium	Tampa, FL	65,596	Garcia
Dec. 2	at New Orleans	W	27-23	Louisiana Superdome	New Orleans, LA	70,009	McCown
Dec. 9	at Houston	L	14-28	Reliant Stadium	Houston, TX	70,237	McCown
Dec. 16••	ATLANTA	W	37-3	Raymond James Stadium	Tampa, FL	65,133	Garcia
Dec. 23	at San Francisco	L	19-21	Monster Park	San Francisco, CA	68,193	Garcia
Dec. 30••	CAROLINA	L	23-31	Raymond James Stadium	Tampa, FL	65,609	McCown
<b>NFC WILD CARD PLAYOFF GAME</b>							
Jan. 6••	N.Y. GIANTS	L	14-24	Raymond James Stadium	Tampa, FL	65,621	Garcia

## 2008

### Head Coach: Jon Gruden Preseason (3-1)

DATE	OPPONENT	W/L	SCORE	STADIUM	CITY	ATTEND.	STARTING QB
Aug. 9	at Miami	W	17-6	Dolphin Stadium	Miami, FL	64,087	McCown
Aug. 17	NEW ENGLAND	W	27-10	Raymond James Stadium	Tampa, FL	63,365	Griese
Aug. 23	JACKSONVILLE	L	17-23	Raymond James Stadium	Tampa, FL	62,696	Garcia
Aug. 28	at Houston	W	16-6	Reliant Stadium	Houston, TX	70,011	McCown
<b>Won 9, Lost 7</b>							<b>Third – NFC South</b>
Sept. 7	at New Orleans	L	20-24	Louisiana Superdome	New Orleans, LA	69,881	Garcia
Sept. 14••	ATLANTA	W	24-9	Raymond James Stadium	Tampa, FL	63,611	Griese
Sept. 21	at Chicago	W	27-24 (OT)	Soldier Field	Chicago, IL	62,051	Griese
Sept. 28••	GREEN BAY	W	30-21	Raymond James Stadium	Tampa, FL	64,122	Griese
Oct. 5	at Denver	L	13-16	INVESCO Field at Mile High	Denver, CO	75,480	Griese
Oct. 12••	CAROLINA	W	27-3	Raymond James Stadium	Tampa, FL	64,211	Garcia
Oct. 19••	SEATTLE	W	20-10	Raymond James Stadium	Tampa, FL	64,811	Garcia
Oct. 26	at Dallas	L	9-13	Texas Stadium	Dallas, TX	63,254	Garcia
Nov. 2	at Kansas City	W	30-27 (OT)	Arrowhead Stadium	Kansas City, MO	74,045	Garcia
Nov. 16••	MINNESOTA	W	19-13	Raymond James Stadium	Tampa, FL	65,278	Garcia
Nov. 23	at Detroit	W	38-20	Ford Field	Detroit, MI	49,096	Garcia
Nov. 30••	NEW ORLEANS	W	23-20	Raymond James Stadium	Tampa, FL	64,430	Garcia
Dec. 8	at Carolina	L	23-38	Bank of America Stadium	Charlotte, NC	74,113	Garcia
Dec. 14	at Atlanta	L	10-13 (OT)	Georgia Dome	Atlanta, GA	65,045	Griese
Dec. 21••	SAN DIEGO	L	24-41	Raymond James Stadium	Tampa, FL	64,778	Garcia
Dec. 28••	OAKLAND	L	24-31	Raymond James Stadium	Tampa, FL	64,847	Garcia

2009

**Head Coach: Raheem Morris**  
**Preseason (1-3)**

DATE	OPPONENT	W/L	SCORE	STADIUM	CITY	ATTEND.	STARTING QB
Aug. 15	at Tennessee	L	20-27	LP Field	Nashville, TN	69,143	McCown
Aug. 22	at Jacksonville	W	24-23	Jacksonville Municipal Stadium	Jacksonville, FL	42,177	Leftwich
Aug. 27	MIAMI	L	6-10	Raymond James Stadium	Tampa, FL	63,386	Leftwich
Sept. 4	HOUSTON	L	20-27	Raymond James Stadium	Tampa, FL	63,831	Freeman

**Won 3, Lost 13**

Sept. 13●●	DALLAS	L	21-34	Raymond James Stadium	Tampa, FL	63,806	Leftwich
Sept. 20	at Buffalo	L	20-33	Ralph Wilson Stadium	Orchard Park, NY	70,318	Leftwich
Sept. 27●●	N.Y. GIANTS	L	0-24	Raymond James Stadium	Tampa, FL	63,689	Leftwich
Oct. 4	at Washington	L	13-16	FedEx Field	Landover, MD	86,412	J. Johnson
Oct. 11	at Philadelphia	L	14-33	Lincoln Financial Field	Philadelphia, PA	69,144	J. Johnson
Oct. 18●●	CAROLINA	L	21-28	Raymond James Stadium	Tampa, FL	62,422	J. Johnson
Oct. 25●●	NEW ENGLAND	L	7-35	Wembley Stadium	London, England	84,254	J. Johnson
Nov. 8●●	GREEN BAY	W	38-28	Raymond James Stadium	Tampa, FL	62,994	Freeman
Nov. 15	at Miami	L	23-25	Land Shark Stadium	Miami Gardens, FL	66,085	Freeman
Nov. 22●●	NEW ORLEANS	L	7-38	Raymond James Stadium	Tampa, FL	62,720	Freeman
Nov. 29	at Atlanta	L	17-20	Georgia Dome	Atlanta, GA	67,029	Freeman
Dec. 6	at Carolina	L	6-16	Bank of America Stadium	Charlotte, NC	72,455	Freeman
Dec. 13●●	N.Y. JETS	L	3-26	Raymond James Stadium	Tampa, FL	62,731	Freeman
Dec. 20	at Seattle	W	24-7	Qwest Field	Seattle, WA	67,011	Freeman
Dec. 27	at New Orleans	W	20-17 (OT)	Louisiana Superdome	New Orleans, LA	70,021	Freeman
Jan. 3●●	ATLANTA	L	10-20	Raymond James Stadium	Tampa, FL	62,578	Freeman

**Fourth – NFC South**

2010

**Head Coach: Raheem Morris**  
**Preseason (2-2)**

DATE	OPPONENT	W/L	SCORE	STADIUM	CITY	ATTEND.	STARTING QB
Aug. 14	at Miami	L	7-10	Sun Life Stadium	Miami, FL	59,108	Freeman
Aug. 21	KANSAS CITY	W	20-15	Raymond James Stadium	Tampa, FL	41,386	Freeman
Aug. 28	JACKSONVILLE	L	13-19	Raymond James Stadium	Tampa, FL	42,640	J. Johnson
Sept. 2	at Houston	W	24-17	Reliant Stadium	Houston, TX	70,035	Carpenter

**Won 10, Lost 6**

Sept. 12	CLEVELAND	W	17-14	Raymond James Stadium	Tampa, FL	47,211	Freeman
Sept. 19	at Carolina	W	20-7	Bank of America Stadium	Charlotte, NC	72,577	Freeman
Sept. 26	PITTSBURGH	L	13-38	Raymond James Stadium	Tampa, FL	61,036	Freeman
Oct. 10	at Cincinnati	W	24-21	Paul Brown Stadium	Cincinnati, OH	63,888	Freeman
Oct. 17	NEW ORLEANS	L	6-31	Raymond James Stadium	Tampa, FL	51,759	Freeman
Oct. 24	ST. LOUIS	W	18-17	Raymond James Stadium	Tampa, FL	42,020	Freeman
Oct. 31	at Arizona	W	38-35	University of Phoenix Stadium	Glendale, AZ	61,857	Freeman
Nov. 7	at Atlanta	L	21-27	Georgia Dome	Atlanta, GA	67,266	Freeman
Nov. 14	CAROLINA	W	31-16	Raymond James Stadium	Tampa, FL	44,264	Freeman
Nov. 21	at San Francisco	W	21-0	Candlestick Park	San Francisco, CA	69,732	Freeman
Nov. 28	at Baltimore	L	10-17	M&T Bank Stadium	Baltimore, MD	70,989	Freeman
Dec. 5	ATLANTA	L	24-28	Raymond James Stadium	Tampa, FL	53,955	Freeman
Dec. 12	at Washington	W	17-16	FedEx Field	Landover, MD	66,124	Freeman
Dec. 19	DETROIT	L	20-23	Raymond James Stadium	Tampa, FL	47,692	Freeman
Dec. 26	SEATTLE	W	38-15	Raymond James Stadium	Tampa, FL	46,576	Freeman
Jan. 2	at New Orleans	W	23-13	Louisiana Superdome	New Orleans, LA	70,068	Freeman

**Third – NFC South**

## 2011

Head Coach: Raheem Morris  
Preseason (2-2)

DATE	OPPONENT	W/L	SCORE	STADIUM	CITY	ATTEND.	STARTING QB
Aug. 12	at Kansas City	W	25-0	Arrowhead Stadium	Kansas City, MO	67,537	Freeman
Aug. 18	NEW ENGLAND	L	14-31	Raymond James Stadium	Tampa, FL	49,313	Freeman
Aug. 27	MIAMI	W	17-13	Raymond James Stadium	Tampa, FL	44,732	Freeman
Sept. 1	at Washington	L	24-29	FedExField	Landover, MD	58,937	Carpenter

## Won 4, Lost 12

Sept. 11	DETROIT	L	20-27	Raymond James Stadium	Tampa, FL	51,274	Freeman
Sept. 18	at Minnesota	W	24-20	HHH Metrodome	Minneapolis, MN	62,461	Freeman
Sept. 25	ATLANTA	W	16-13	Raymond James Stadium	Tampa, FL	46,995	Freeman
Oct. 3••	INDIANAPOLIS	W	24-17	Raymond James Stadium	Tampa, FL	63,972	Freeman
Oct. 9	at San Francisco	L	3-48	Candlestick Park	San Francisco, CA	69,732	Freeman
Oct. 16	NEW ORLEANS	W	26-20	Raymond James Stadium	Tampa, FL	56,590	Freeman
Oct. 23	CHICAGO	L	18-24	Wembley Stadium	London, UK	76,981	Freeman
Nov. 6	at New Orleans	L	16-27	Mercedes-Benz Superdome	New Orleans, LA	73,043	Freeman
Nov. 13	HOUSTON	L	9-37	Raymond James Stadium	Tampa, FL	56,037	Freeman
Nov. 20	at Green Bay	L	26-35	Lambeau Field	Green Bay, WI	70,498	Freeman
Nov. 27	at Tennessee	L	17-23	LP Field	Nashville, TN	69,143	Freeman
Dec. 4	CAROLINA	L	19-38	Raymond James Stadium	Tampa, FL	56,270	J. Johnson
Dec. 11	at Jacksonville	L	14-41	Everbank Field	Jacksonville, FL	62,562	Freeman
Dec. 17••	DALLAS	L	15-31	Raymond James Stadium	Tampa, FL	65,162	Freeman
Dec. 24	at Carolina	L	16-48	Bank of America Stadium	Charlotte, NC	70,363	Freeman
Jan. 1	at Atlanta	L	24-45	Georgia Dome	Atlanta, GA	68,167	Freeman

## Fourth – NFC South

## 2012

Head Coach: Greg Schiano  
Preseason (2-2)

DATE	OPPONENT	W/L	SCORE	STADIUM	CITY	ATTEND.	STARTING QB
Aug. 10	at Miami	W	20-7	Sun Life Stadium	Miami, FL	46,330	Freeman
Aug. 17	TENNESSEE	L	7-30	Raymond James Stadium	Tampa, FL	45,633	Freeman
Aug. 24	NEW ENGLAND	W	30-28	Raymond James Stadium	Tampa, FL	47,440	Freeman
Aug. 29	at Washington	L	3-30	FedExField	Landover, MD	56,555	Ratliff

## Won 7, Lost 9

Sept. 9	CAROLINA	W	16-10	Raymond James Stadium	Tampa, FL	51,533	Freeman
Sept. 16	at N.Y. Giants	L	34-41	MetLife Stadium	East Rutherford, NJ	76,964	Freeman
Sept. 23	at Dallas	L	10-16	Cowboys Stadium	Arlington, TX	81,984	Freeman
Sept. 30	WASHINGTON	L	22-24	Raymond James Stadium	Tampa, FL	58,191	Freeman
Oct. 14	KANSAS CITY	W	38-10	Raymond James Stadium	Tampa, FL	46,500	Freeman
Oct. 21••	NEW ORLEANS	L	28-35	Raymond James Stadium	Tampa, FL	58,906	Freeman
Oct. 25	at Minnesota	W	36-17	HHH Metrodome	Minneapolis, MN	60,860	Freeman
Nov. 4	at Oakland	W	42-32	O.co Coliseum	Oakland, CA	52,055	Freeman
Nov. 11	SAN DIEGO	W	34-24	Raymond James Stadium	Tampa, FL	54,813	Freeman
Nov. 18	at Carolina	W	27-21 (OT)	Bank of America Stadium	Charlotte, NC	72,603	Freeman
Nov. 25	ATLANTA	L	23-24	Raymond James Stadium	Tampa, FL	54,400	Freeman
Dec. 2	at Denver	L	23-31	Sports Authority Field	Denver, CO	76,432	Freeman
Dec. 9••	PHILADELPHIA	L	23-21	Raymond James Stadium	Tampa, FL	64,941	Freeman
Dec. 16	at New Orleans	L	0-41	Mercedes-Benz Superdome	New Orleans, LA	73,096	Freeman
Dec. 23	ST. LOUIS	L	13-28	Raymond James Stadium	Tampa, FL	51,535	Freeman
Dec. 30	at Atlanta	W	22-17	Georgia Dome	Atlanta, GA	69,644	Freeman

## Fourth – NFC South

2013

## Head Coach: Greg Schiano

### Preseason (1-3)

DATE	OPPONENT	W/L	SCORE	STADIUM	CITY	ATTEND.	STARTING QB
Aug. 8	BALTIMORE	L	16-41	Raymond James Stadium	Tampa, FL	47,599	Freeman
Aug. 16	at New England	L	21-25	Gillette Stadium	Foxborough, MA	68,756	Freeman
Aug. 24	at Miami	W	17-16	Sun Life Stadium	Miami, FL	52,789	Freeman
Aug. 29	WASHINGTON	L	12-30	Raymond James Stadium	Tampa, FL	46,264	Glennon

### Won 4, Lost 12

Sept. 8	at N.Y. Jets	L	17-18	MetLife Stadium	East Rutherford, NJ	76,957	Freeman
Sept. 15 ••	NEW ORLEANS	L	14-16	Raymond James Stadium	Tampa, FL	60,870	Freeman
Sept 22	at New England	L	3-23	Gillette Stadium	Foxborough, MA	68,756	Freeman
Sept 29 ••	ARIZONA	L	10-13	Raymond James Stadium	Tampa, FL	44,956	Glennon
	-- bye week --						
Oct 13 ••	PHILADELPHIA	L	20-31	Raymond James Stadium	Tampa, FL	62,505	Glennon
Oct 20	at Atlanta	L	23-31	Georgia Dome	Atlanta, GA	69,522	Glennon
Oct 24 ••	CAROLINA	L	13-31	Raymond James Stadium	Tampa, FL	59,073	Glennon
Nov 3	at Seattle	L	24-27(OT)	CenturyLink Field	Seattle, WA	67,873	Glennon
Nov 11 ••	MIAMI	W	22-19	Sun Life Stadium	Miami, FL	64,448	Glennon
Nov 17 ••	ATLANTA	W	41-28	Raymond James Stadium	Tampa, FL	55,360	Glennon
Nov 24	at Detroit	W	24-21	Ford Field	Detroit, MI	62,098	Glennon
Dec 1	at Carolina	L	6-27	Bank of America Stadium	Charlotte, NC	72,795	Glennon
Dec 8 ••	BUFFALO	W	27-6	Raymond James Stadium	Tampa, FL	59,194	Glennon
Dec 15 ••	SAN FRANCISCO	L	14-33	Raymond James Stadium	Tampa, FL	64,142	Glennon
Dec 22	at St. Louis	L	13-23	Edward Jones Dome	St. Louis, MO	54,423	Glennon
Dec 29	at New Orleans	L	17-42	Mercedes-Benz Superdome	New Orleans, LA	73,150	Glennon

### Fourth – NFC South

2014

## Head Coach: Lovie Smith

### Preseason (1-3)

DATE	OPPONENT	W/L	SCORE	STADIUM	CITY	ATTEND.	STARTING QB
Aug. 8	at Jacksonville	L	10-16	EverBank Field	Jacksonville, FL	59,100	McCown
Aug. 16	MIAMI	L	14-20	Raymond James Stadium	Tampa, FL	50,555	McCown
Aug. 23	at Buffalo	W	27-14	Ralph Wilson Stadium	Orchard Park, NY	66,764	McCown
Aug. 28	WASHINGTON	L	10-24	Raymond James Stadium	Tampa, FL	50,239	Glennon

### Won 2, Lost 14

Sept. 7	CAROLINA	L	14-20	Raymond James Stadium	Tampa, FL	62,442	McCown
Sept. 14	ST. LOUIS	L	17-19	Raymond James Stadium	Tampa, FL	59,923	McCown
Sept. 18	at Atlanta	L	14-56	Georgia Dome	Atlanta, GA	70,318	McCown
Sept. 28	at Pittsburgh	W	27-24	Heinz Field	Pittsburgh, PA	62,910	Glennon
Oct. 5	at New Orleans	L	31-37	Mercedes-Benz Superdome	New Orleans, LA	73,004	Glennon
Oct. 12	BALTIMORE	L	17-48	Raymond James Stadium	Tampa, FL	60,041	Glennon
	-- bye week --						
Oct. 26	MINNESOTA	L	13-19	Raymond James Stadium	Tampa, FL	56,577	Glennon
Nov. 2	at Cleveland	L	17-22	FirstEnergy Stadium	Cleveland, OH	67,431	Glennon
Nov. 9	ATLANTA	L	17-27	Raymond James Stadium	Tampa, FL	57,751	McCown
Nov. 16	at Washington	W	27-7	FedEx Field	Landover, MD	77,442	McCown
Nov. 23	at Chicago	L	13-21	Soldier Field	Chicago, IL	61,109	McCown
Nov. 30	CINCINNATI	L	13-14	Raymond James Stadium	Tampa, FL	56,340	McCown
Dec. 7	at Detroit	L	17-34	Ford Field	Detroit, MI	61,489	McCown
Dec. 14	at Carolina	L	17-19	Bank of America Stadium	Charlotte, NC	72,842	McCown
Dec. 21	GREEN BAY	L	3-20	Raymond James Stadium	Tampa, FL	64,247	McCown
Dec. 28	NEW ORLEANS	L	20-23	Raymond James Stadium	Tampa, FL	58,952	McCown

### Fourth – NFC South

- Sellout
- Sellout 72 hours prior to kickoff



# PRESEASON WIN-LOSS SUMMARY

OPPONENT	W	L	T	PCT.	PF	PA	HOME	ROAD	NEUTRAL
Arizona*	0	2	0	.000	24	47	1-1	0-0	0-0
Atlanta	7	9	0	.438	289	288	5-2	1-6	1-1
Baltimore	0	1	0	.000	16	41	0-1	0-0	0-0
Buffalo	2	2	0	.500	72	57	0-0	1-1	1-1
Chicago	0	1	0	.000	7	10	0-1	0-0	0-0
Cincinnati	8	4	0	.667	241	210	6-3	2-1	0-0
Cleveland	4	3	0	.571	115	97	2-2	2-1	0-0
Denver	0	2	0	.000	17	54	0-1	0-1	0-0
Green Bay	1	1	0	.500	16	17	1-0	0-1	0-0
Houston	7	2	0	.778	210	128	3-1	4-1	0-0
Indianapolis**	2	3	0	.400	60	85	2-1	0-2	0-0
Jacksonville	3	7	0	.300	154	181	1-3	2-4	0-0
Kansas City	5	1	0	.833	132	60	3-0	2-0	0-1
Miami	12	17	0	.414	438	461	5-10	6-7	1-0
New England	8	3	0	.727	302	190	6-2	1-1	1-0
New Orleans	4	1	0	.800	68	47	2-0	2-1	0-0
N.Y. Jets	4	3	0	.571	119	92	3-2	0-0	1-1
Oakland***	1	0	0	1.000	41	7	0-0	1-0	0-0
Philadelphia	1	0	0	1.000	35	7	1-0	0-0	0-0
Pittsburgh	2	2	0	.500	80	68	1-1	0-1	1-0
St. Louis****	0	2	0	.000	19	52	0-0	0-2	0-0
Seattle	0	3	0	.000	9	77	0-0	0-2	0-1
Tennessee*****	6	3	0	.666	195	176	3-1	3-2	0-0
Washington	5	9	0	.357	183	177	4-7	1-2	0-0

\* Franchise known as Phoenix Cardinals 1988-93; located in St. Louis prior to 1988

\*\* Franchise located in Baltimore prior to 1984

\*\*\* Franchise located in Los Angeles from 1982-94

\*\*\*\* Franchise located in Los Angeles prior to 1995

\*\*\*\*\* Franchise located in Houston prior to 1997

## REGULAR SEASON WIN-LOSS SUMMARY

OPPONENT	W	L	T	PCT	PF	PA	HOME	ROAD	LONG	LONG	CURRENT
									WIN STRK	LOSS STRK	STRK
Arizona	9	9	0	.500	326	318	6-5	3-4	3	5	L1
Atlanta	21	22	0	.488	906	863	13-10	8-12	6	5	L2
Baltimore	2	3	0	.400	74	102	1-2	1-1	2	3	L3
Buffalo	7	3	0	.700	215	173	7-2	0-1	4	1	W1
Carolina	11	18	0	.407	505	620	5-9	6-9	3	5	L4
Chicago	18	37	0	.327	866	1,188	12-16	6-21	6	12	L2
Cincinnati	7	4	0	.636	213	196	2-2	5-2	6	2	L1
Cleveland	3	6	0	.333	144	188	2-3	1-3	3	5	L1
Dallas	3	11	0	.214	198	268	2-3	1-8	3	6	L5
Denver	2	6	0	.250	121	175	1-2	1-4	1	3	L3
Detroit	26	30	0	.464	977	1,199	13-15	13-15	4	5	L1
Green Bay	21	31	1	.406	853	1,032	14-13-1	7-18	4	6	L2
Houston	1	2	0	.333	39	68	1-1	0-1	1	2	L2
Indianapolis	5	7	0	.417	265	311	3-3	2-4	2	3	W1
Jacksonville	1	4	0	.200	88	127	1-1	0-3	1	4	L4
Kansas City	6	5	0	.545	224	216	4-2	2-3	4	4	W4
Miami	5	5	0	.500	228	222	4-2	1-3	3	3	W1
Minnesota	22	32	0	.407	983	1,149	13-14	9-18	6	5	L1
New England	2	6	0	.333	93	182	1-3	1-3	2	3	L3
New Orleans	17	29	0	.370	841	1,009	7-13	10-16	2	7	L7
N.Y. Giants	6	12	0	.333	286	302	5-5	1-7	2	4	L3
N.Y. Jets	1	10	0	.091	162	291	1-3	0-7	1	8	L8
Oakland	2	6	0	.250	158	249	1-1	1-5	1	3	W1
Philadelphia	5	8	0	.385	199	243	2-4	3-4	3	3	L3
Pittsburgh	2	8	0	.200	131	233	1-5	1-3	1	4	W1
St. Louis	8	12	0	.400	396	462	7-6	1-6	4	6	L3
San Diego	2	8	0	.200	184	279	1-5	1-3	1	6	W1
San Francisco	4	17	0	.190	295	494	2-5	2-12	1	9	L2
Seattle	4	8	0	.333	208	197	2-4	2-4	3	4	L1
Tennessee	2	8	0	.200	164	231	2-1	0-7	1	5	L1
Washington	10	9	0	.526	371	334	6-4	4-5	4	4	W1

## POSTSEASON WIN-LOSS SUMMARY

OPPONENT	W	L	T	PCT.	PF	PA	HOME REC.	ROAD REC.	LONG WIN STR.	LONG LOSS STR.
Dallas	0	2	0	.000	17	68	0-0	0-2	-	2
Detroit	1	0	0	1.000	20	10	1-0	0-0	1	-
Green Bay	0	1	0	.000	7	21	0-0	0-1	-	1
N.Y. Giants	0	1	0	.000	14	24	0-1	0-0	--	1
Oakland*	1	0	0	1.000	48	21	0-0	0-0	1	-
Philadelphia	2	2	0	.500	63	79	1-0	1-2	1	2
St. Louis **	0	2	0	.000	6	20	0-1	0-1	-	2
San Francisco	1	0	0	1.000	31	6	1-0	0-0	1	-
Washington	1	1	0	.500	24	30	1-1	0-0	1	1

\* Super Bowl XXXVII played in San Diego at Qualcomm Stadium

\*\* Franchise located in Los Angeles prior to 1995

# TEAM-BY-TEAM RESULTS

## ARIZONA^

1977	Buccaneers, 17-7 (TB)
1981	Buccaneers, 20-10 (TB)
1983	Cardinals, 34-27 (TB)
1985	Buccaneers, 16-0 (TB)
1986	Cardinals, 30-19 (TB)
	Cardinals, 21-17 (STL)
1987	Cardinals, 31-28 (STL)
	Cardinals, 31-14 (TB)
1988	Cardinals, 30-24 (TB)
1989	Buccaneers, 14-13 (P)
1992	Buccaneers, 23-7 (TB)
	Buccaneers, 7-3 (P)
1996	Cardinals, 13-9 (A)
1997	Buccaneers, 19-18 (TB)
2004	Cardinals, 12-7 (A)
2007	Buccaneers, 10-10 (TB)
2010	Buccaneers, 38-35 (A)
2013	Cardinals, 13-10 (TB)

^ Franchise known as Phoenix Cardinals 1988-93; located in St. Louis prior to 1988

## ATLANTA

1977	Falcons, 17-0 (TB)
1978	Buccaneers, 14-9 (TB)
1979	Falcons, 17-14 (A)
1981	Buccaneers, 24-23 (TB)
1984	Buccaneers, 23-6 (TB)
1986	Falcons, 23-20 (TB)*
1987	Buccaneers, 48-10 (TB)
1988	Falcons, 17-10 (A)
1990	Buccaneers, 23-17 (TB)
1991	Falcons, 43-7 (A)
1992	Falcons, 35-7 (TB)
1993	Buccaneers, 31-24 (A)
1994	Falcons, 34-13 (A)
1995	Falcons, 24-21 (TB)
1997	Buccaneers, 31-10 (A)
1999	Buccaneers, 19-10 (TB)
2000	Buccaneers, 27-14 (A)
2002	Buccaneers, 20-6 (A)
	Buccaneers, 34-10 (TB)
2003	Buccaneers, 31-10 (A)
	Falcons, 30-28 (TB)
2004	Falcons, 24-14 (A)
	Buccaneers, 27-0 (TB)
2005	Buccaneers, 30-27 (A)
	Buccaneers, 27-24 (TB)*
2006	Falcons, 14-3 (A)
	Falcons, 17-6 (TB)
2007	Buccaneers, 31-7 (A)
	Buccaneers, 37-3 (TB)
2008	Buccaneers, 24-9 (TB)
	Falcons, 13-10 (A)*
2009	Falcons, 20-17 (A)
	Falcons, 20-10 (TB)
2010	Falcons, 27-21 (A)
	Falcons, 28-24 (TB)
2011	Buccaneers, 16-13 (TB)
	Falcons, 45-24 (A)
2012	Falcons, 24-23 (TB)
	Buccaneers, 22-17 (A)
2013	Falcons, 31-23 (A)
	Buccaneers, 41-28 (TB)
2014	Falcons, 56-14 (A)
	Falcons, 27-17 (TB)

\* Overtime

## BALTIMORE

2001	Buccaneers, 22-10 (TB)
2002	Buccaneers, 25-0 (B)
2006	Ravens, 27-0 (TB)
2010	Ravens, 17-10 (B)
2014	Ravens, 48-17 (B)

## BUFFALO

1976	Bills, 14-9 (TB)
1978	Buccaneers, 31-10 (TB)
1982	Buccaneers, 24-23 (TB)
1986	Buccaneers, 34-28 (TB)
1988	Buccaneers, 10-5 (TB)
1991	Bills, 17-10 (TB)
2000	Buccaneers, 31-17 (TB)
2005	Buccaneers, 19-3 (TB)
2009	Bills, 33-20 (A)
2013	Buccaneers, 27-6 (TB)

## CAROLINA

1995	Buccaneers, 20-13 (C)
1996	Panthers, 24-0 (C)
1998	Buccaneers, 16-13 (TB)
2002	Buccaneers, 12-9 (C)
	Buccaneers, 23-10 (TB)
2003	Panthers, 12-9 (TB)*
	Panthers, 27-24 (C)
2004	Panthers, 21-14 (C)
	Panthers, 37-20 (TB)
2005	Panthers, 34-14 (TB)
	Buccaneers, 20-10 (C)
2006	Panthers, 26-24 (TB)
	Panthers, 24-10 (C)
2007	Buccaneers, 20-7 (C)
	Panthers, 31-23 (TB)
2008	Buccaneers, 27-3 (TB)
	Panthers, 38-23 (C)
2009	Panthers, 28-21 (TB)
	Panthers, 16-6 (A)
2010	Buccaneers, 20-7 (C)
	Buccaneers, 31-16 (TB)
2011	Panthers, 38-19 (TB)
	Panthers, 48-16 (C)
2012	Buccaneers, 16-10 (TB)
	Buccaneers, 27-21 (C)*
2013	Panthers, 31-13 (TB)
	Panthers, 27-6 (C)
2014	Panthers, 20-14 (TB)
	Panthers, 19-17 (C)

\* Overtime

## CHICAGO

1977	Bears, 10-0 (TB)
1978	Buccaneers, 33-19 (TB)
	Bears, 14-3 (C)
1979	Buccaneers, 17-13 (C)
	Bears, 14-0 (TB)
1980	Bears, 23-0 (C)
	Bears, 14-13 (TB)
1981	Bears, 28-17 (C)
	Buccaneers, 20-10 (TB)
1982	Buccaneers, 26-23 (TB)*
1983	Bears, 17-10 (C)
	Bears, 27-0 (TB)
1984	Bears, 34-14 (C)
	Bears, 44-9 (TB)
1985	Bears, 38-28 (C)
	Bears, 27-19 (TB)
1986	Bears, 23-3 (TB)
	Bears, 48-14 (C)
1987	Bears, 20-3 (C)
	Bears, 27-26 (TB)
1988	Bears, 28-10 (C)
	Bears, 27-15 (TB)
1989	Buccaneers, 42-35 (TB)
	Buccaneers, 32-31 (C)
1990	Bears, 26-6 (TB)
	Bears, 27-14 (C)
1991	Bears, 21-20 (TB)
	Bears, 27-0 (C)
1992	Bears, 31-14 (C)
	Buccaneers, 20-17 (TB)
1993	Bears, 47-17 (C)
	Buccaneers, 13-10 (TB)
1994	Bears, 21-9 (C)
	Bears, 20-6 (TB)
1995	Bears, 25-6 (TB)
	Bears, 31-10 (C)

1996	Bears, 13-10 (C)
	Buccaneers, 34-19 (TB)
1997	Bears, 13-7 (C)
	Buccaneers, 31-15 (TB)
1998	Buccaneers, 27-15 (TB)
	Buccaneers, 31-17 (C)
1999	Buccaneers, 6-3 (TB)
	Buccaneers, 20-6 (C)
2000	Buccaneers, 41-0 (TB)
	Bears, 13-10 (C)
2001	Bears, 27-24 (TB)
	Bears, 27-3 (C)
2002	Buccaneers, 15-0 (C)
2004	Buccaneers, 19-7 (TB)
2005	Bears, 13-10 (TB)
2006	Bears, 34-31 (C)*
2008	Buccaneers, 27-24 (C)*
2011	Bears, 24-18 (LDN)**
2014	Bears, 21-13 (C)

\* Overtime

\*\*Game played in London, NFL International Series

## CINCINNATI

1976	Bengals, 21-0 (C)
1980	Buccaneers, 17-12 (C)
1983	Bengals, 23-17 (TB)
1989	Bengals, 56-23 (C)
1995	Buccaneers, 19-16 (TB)
1998	Buccaneers, 35-0 (C)
2001	Buccaneers, 16-13 (C)*
2002	Buccaneers, 35-7 (C)
2006	Buccaneers, 14-13 (TB)
2010	Buccaneers, 24-21 (C)
2014	Bengals, 14-13 (C)

\* Overtime

## CLEVELAND

1976	Browns, 24-7 (TB)
1980	Browns, 34-27 (TB)
1983	Browns, 20-0 (C)
1989	Browns, 42-31 (TB)
1995	Browns, 22-6 (C)
2002	Buccaneers, 17-3 (TB)
2006	Buccaneers, 22-7 (C)
2010	Buccaneers, 17-14 (TB)
2014	Browns, 22-17 (C)

## DALLAS

1977	Cowboys, 23-7 (D)
1980	Cowboys, 28-17 (D)
1981	Cowboys, 38-0 (D)**
1982	Cowboys, 14-9 (D)
	Cowboys, 30-17 (D)**
1983	Cowboys, 27-24 (D)*
1990	Cowboys, 14-10 (D)
	Cowboys, 17-13 (TB)
2000	Buccaneers, 27-7 (TB)
2001	Buccaneers, 10-6 (D)
2003	Buccaneers, 16-0 (TB)
2006	Cowboys, 38-10 (D)
2008	Cowboys, 13-9 (D)
2009	Cowboys, 34-21 (TB)
2011	Cowboys, 31-15 (TB)
2012	Cowboys, 16-10 (D)

\*Overtime

\*\* NFC Playoff Game

## DENVER

1976	Broncos, 48-13 (D)
1981	Broncos, 24-7 (TB)
1993	Buccaneers, 17-10 (D)
1996	Broncos, 27-23 (D)
1999	Buccaneers, 13-10 (TB)
2004	Broncos, 16-13 (TB)
2008	Broncos, 16-13 (D)
2012	Broncos, 31-23 (D)

**DETROIT**

1977	Lions, 16-7 (D)
1978	Lions, 15-7 (TB) Lions, 34-23 (D)
1979	Buccaneers, 31-16 (TB) Buccaneers, 16-14 (D)
1980	Lions, 24-10 (TB) Lions, 27-14 (D)
1981	Buccaneers, 28-10 (TB) Buccaneers, 20-17 (D)
1982	Buccaneers, 23-21 (TB)
1983	Lions, 11-0 (TB) Lions, 23-20 (D)
1984	Buccaneers, 21-17 (TB) Lions, 13-7 (D) *
1985	Lions, 30-9 (D) Buccaneers, 19-16 (TB) *
1986	Buccaneers, 24-20 (D) Lions, 38-17 (TB)
1987	Buccaneers, 31-27 (D) Lions, 20-10 (TB)
1988	Buccaneers, 23-20 (D) Buccaneers, 21-10 (TB)
1989	Lions, 17-16 (TB) Lions, 33-7 (D)
1990	Buccaneers, 38-21 (D) Buccaneers, 23-20 (TB)
1991	Lions, 31-3 (D) Buccaneers, 30-21 (TB)
1992	Buccaneers, 27-23 (D) Lions, 38-7 (TB)
1993	Buccaneers, 27-10 (TB) Lions, 23-0 (D)
1994	Buccaneers, 24-14 (TB) Lions, 14-9 (D)
1995	Lions, 27-24 (D) Lions, 37-10 (TB)
1996	Lions, 21-6 (D) Lions, 27-0 (TB)
1997	Buccaneers, 24-17 (D) Lions, 27-9 (TB) Buccaneers, 20-10 (TB) **
1998	Lions, 27-6 (D) Lions, 28-25 (TB)
1999	Lions, 20-3 (D) Buccaneers, 23-16 (TB)
2000	Buccaneers, 31-10 (D) Lions, 28-14 (TB)
2001	Buccaneers, 20-17 (D) Buccaneers, 15-12 (TB)
2002	Buccaneers, 23-20 (D)
2005	Buccaneers, 17-13 (TB)
2007	Lions, 23-16 (D)
2008	Buccaneers, 38-20 (D)
2010	Lions, 23-20 (TB)
2011	Lions, 27-20 (TB)
2013	Buccaneers, 24-21 (D)
2014	Lions, 34-17 (D)

\* Overtime

\*\* NFC Wild Card Playoff Game

**GREEN BAY**

1977	Packers, 13-0 (TB)
1978	Packers, 9-7 (GB) Packers, 17-7 (TB)
1979	Buccaneers, 21-10 (GB) Buccaneers, 21-3 (TB)
1980	Tie, 14-14 (TB) * Buccaneers, 20-17 (MIL)
1981	Buccaneers, 21-10 (GB) Buccaneers, 37-3 (TB)
1983	Packers, 55-14 (GB) Packers, 12-9 (TB) *
1984	Buccaneers, 30-27 (TB) * Packers, 27-14 (GB)
1985	Packers, 21-0 (GB) Packers, 20-17 (TB)
1986	Packers, 31-7 (MIL) Packers, 21-7 (TB)
1987	Buccaneers, 23-17 (MIL)
1988	Buccaneers, 13-10 (TB) Buccaneers, 27-24 (GB)
1989	Buccaneers, 23-21 (GB) Packers, 17-16 (TB)
1990	Buccaneers, 26-14 (TB) Packers, 20-10 (MIL)
1991	Packers, 15-13 (GB) Packers, 27-0 (TB)

1992	Buccaneers, 31-3 (TB) Packers, 19-14 (MIL)
1993	Packers, 37-14 (TB) Packers, 13-10 (GB)
1994	Packers, 30-3 (GB) Packers, 34-19 (TB)
1995	Packers, 35-13 (GB) Buccaneers, 13-10 (TB) *
1996	Packers, 34-3 (TB) Packers, 13-7 (GB)
1997	Packers, 21-16 (GB) Packers, 17-6 (TB) Packers, 21-7 (GB) **
1998	Packers, 23-15 (GB) Buccaneers, 24-22 (TB)
1999	Packers, 26-23 (GB) Buccaneers, 29-10 (TB)
2000	Buccaneers, 20-15 (TB) Packers, 17-14 (GB) *
2001	Buccaneers, 14-10 (TB) Packers, 21-20 (GB)
2002	Buccaneers, 21-7 (TB)
2003	Packers, 20-13 (TB)
2005	Buccaneers, 17-16 (GB)
2008	Buccaneers, 30-21 (TB)
2009	Buccaneers, 38-28 (TB)
2011	Packers, 35-26 (GB)
2014	Packers, 20-3 (TB)

\* Overtime

\*\* NFC Divisional Playoff Game

**HOUSTON**

2003	Buccaneers, 16-3 (TB)
2007	Texans, 28-14 (H)
2011	Texans, 37-9 (TB)

**INDIANAPOLIS^**

1976	Colts, 42-17 (B)
1979	Buccaneers, 29-26 (B) *
1985	Colts, 31-23 (TB)
1987	Colts, 24-6 (I)
1988	Colts, 35-31 (I)
1991	Buccaneers, 17-3 (TB)
1992	Colts, 24-14 (TB)
1994	Buccaneers, 24-10 (TB)
1997	Buccaneers, 31-28 (I)
2003	Colts, 38-35 (TB) *
2007	Colts, 33-14 (I)
2011	Buccaneers, 24-17 (TB)

\* Overtime

^ Franchise located in Baltimore prior to 1984

**JACKSONVILLE**

1995	Buccaneers, 17-16 (TB)
1998	Jaguars, 29-24 (J)
2003	Jaguars, 17-10 (J)
2007	Jaguars, 24-23 (TB)
2011	Jaguars, 41-14 (J)

**KANSAS CITY**

1976	Chiefs, 28-19 (TB)
1978	Buccaneers, 30-13 (KC)
1979	Buccaneers, 3-0 (TB)
1981	Chiefs, 19-10 (KC)
1984	Chiefs, 24-20 (KC)
1986	Chiefs, 27-20 (KC)
1993	Chiefs, 27-3 (TB)
1999	Buccaneers, 17-10 (TB)
2004	Buccaneers, 34-31 (TB)
2008	Buccaneers, 30-27 (KC) *
2012	Buccaneers, 38-10 (TB)

\* Overtime

**MIAMI**

1976	Dolphins, 23-20 (TB)
1982	Buccaneers, 23-17 (TB)
1985	Dolphins, 41-38 (M)
1988	Dolphins, 17-14 (TB)
1991	Dolphins, 33-14 (M)
1997	Buccaneers, 31-21 (TB)
2000	Buccaneers, 16-13 (M)
2005	Buccaneers, 27-13 (TB)
2009	Dolphins, 25-23 (M)
2013	Buccaneers, 22-19 (TB)

**MINNESOTA**

1977	Vikings, 9-3 (TB)
1978	Buccaneers, 16-10 (M) Vikings, 24-7 (TB)
1979	Buccaneers, 12-10 (M) Vikings, 23-22 (TB)
1980	Vikings, 38-30 (M) Vikings, 21-10 (TB)
1981	Buccaneers, 21-13 (TB) Vikings, 25-10 (M)
1982	Vikings, 17-10 (M)
1983	Vikings, 19-16 (TB) * Buccaneers, 17-12 (M)
1984	Buccaneers, 35-31 (TB) Vikings, 27-24 (M)
1985	Vikings, 31-16 (TB) Vikings, 26-7 (M)
1986	Vikings, 23-10 (TB) Vikings, 45-13 (M)
1987	Buccaneers, 20-10 (TB) Vikings, 23-17 (M)
1988	Vikings, 14-13 (M) Vikings, 49-20 (TB)
1989	Vikings, 17-13 (M) Vikings, 24-10 (TB)
1990	Buccaneers, 23-20 (M) * Buccaneers, 26-13 (TB)
1991	Vikings, 28-13 (M) Vikings, 26-24 (TB)
1992	Vikings, 26-20 (M) Vikings, 35-7 (TB)
1993	Vikings, 15-0 (M) Buccaneers, 23-10 (TB)
1994	Vikings, 36-13 (TB) Buccaneers, 20-17 (M) *
1995	Buccaneers, 20-17 (TB) * Vikings, 31-17 (M)
1996	Buccaneers, 24-13 (TB) Vikings, 21-10 (M)
1997	Buccaneers, 28-14 (M) Vikings, 10-6 (TB)
1998	Vikings, 31-7 (M) Buccaneers, 27-24 (TB)
1999	Vikings, 21-14 (M) Buccaneers, 24-17 (TB)
2000	Vikings, 30-23 (M) Buccaneers, 41-13 (TB)
2001	Vikings, 20-16 (M) Buccaneers, 41-14 (TB)
2002	Buccaneers, 38-24 (TB)
2005	Buccaneers, 24-13 (M)
2008	Buccaneers, 19-13 (TB)
2011	Buccaneers, 24-20 (M)
2012	Buccaneers, 36-17 (M)
2014	Vikings, 19-13 (TB) *

\* Overtime

\*\* Game played in London, NFL International Series

**NEW ENGLAND**

1976	Patriots, 31-14 (TB)
1985	Patriots, 32-14 (TB)
1988	Patriots, 10-7 (NE) *
1997	Buccaneers, 27-7 (TB)
2000	Buccaneers, 21-16 (NE)
2005	Patriots, 28-0 (NE)
2009	Patriots, 35-7 (LDN) **
2013	Patriots, 23-3 (NE)

\* Overtime

\*\* Game played in London, NFL International Series

**NEW ORLEANS**

1977	Buccaneers, 33-14 (NO)
1978	Saints, 17-10 (TB)
1979	Saints, 42-14 (TB)
1981	Buccaneers, 31-14 (NO)
1982	Buccaneers, 13-10 (NO)
1983	Saints, 24-21 (TB)
1984	Saints, 17-13 (NO)
1985	Saints, 20-13 (NO)
1986	Saints, 38-7 (NO)
1987	Saints, 44-34 (NO)
1988	Saints, 13-9 (NO)
1989	Buccaneers, 20-10 (TB)
1990	Saints, 35-7 (NO)
1991	Saints, 23-7 (NO)
1992	Saints, 23-21 (NO)
1994	Saints, 9-7 (TB)
1996	Buccaneers, 13-7 (TB)

- 1998 Saints, 9-3 (NO)
- 1999 Buccaneers, 31-16 (NO)
- 2001 Buccaneers, 48-21 (TB)
- 2002 Saints, 26-20 (TB)\*
- 2003 Saints, 23-20 (NO)
- 2003 Saints, 17-14 (TB)
- 2004 Buccaneers, 14-7 (NO)
- 2004 Buccaneers, 20-17 (NO)
- 2005 Saints, 21-17 (TB)
- 2005 Buccaneers, 10-3 (NO)#
- 2005 Buccaneers, 27-13 (TB)
- 2006 Saints, 24-21 (NO)
- 2006 Saints, 31-14 (TB)
- 2007 Buccaneers, 31-14 (TB)
- 2007 Buccaneers, 27-23 (NO)
- 2008 Saints, 24-20 (NO)
- 2008 Buccaneers, 23-20 (TB)
- 2009 Saints, 38-7 (TB)
- 2009 Buccaneers 20-17, (NO)\*
- 2010 Saints, 31-6 (TB)
- 2010 Buccaneers, 23-13 (NO)
- 2011 Buccaneers, 26-20 (TB)
- 2011 Saints, 27-16 (NO)
- 2012 Saints, 35-28 (TB)
- 2012 Saints, 41-0 (NO)
- 2013 Saints, 16-14 (TB)
- 2013 Saints, 41-17 (NO)
- 2014 Saints, 37-31 (NO)\*
- 2014 Saints, 23-20 (TB)

\*Overtime  
#Game Played in Baton Rouge, LA

#### NEW YORK GIANTS

- 1977 Giants, 10-0 (TB)
- 1978 Giants, 19-13 (TB)
- 1978 Giants, 17-14 (NY)
- 1979 Giants, 17-14 (NY)
- 1979 Buccaneers, 31-3 (TB)
- 1980 Buccaneers, 30-13 (TB)
- 1984 Giants, 17-14 (NY)
- 1984 Buccaneers, 20-17 (TB)
- 1985 Giants, 22-20 (NY)
- 1991 Giants, 21-14 (TB)
- 1993 Giants, 23-7 (NY)
- 1997 Buccaneers, 20-8 (NY)
- 1998 Buccaneers, 20-3 (TB)
- 1999 Giants, 17-13 (TB)
- 2003 Buccaneers, 19-13 (TB)
- 2006 Giants, 17-3 (NY)
- 2007 Giants, 24-14 (TB)\*\*
- 2009 Giants, 24-0 (TB)
- 2012 Giants, 41-34 (NY)

\*\* NFC Wild Card Playoff Game

#### NEW YORK JETS

- 1976 Jets, 34-0 (NY)
- 1982 Jets, 32-17 (NY)
- 1984 Buccaneers, 41-21 (TB)
- 1985 Jets, 62-28 (NY)
- 1990 Jets, 16-14 (TB)
- 1991 Jets, 16-13 (NY)
- 1997 Jets, 31-0 (NY)
- 2000 Jets, 21-17 (TB)
- 2005 Jets, 14-12 (NY)
- 2009 Jets, 26-3 (TB)
- 2013 Jets, 18-17 (NY)

#### OAKLAND^

- 1976 Raiders, 49-16 (O)
- 1981 Raiders, 18-16 (O)
- 1993 Raiders, 27-20 (LA)
- 1996 Buccaneers, 20-17 (TB)\*
- 1999 Raiders, 45-0 (O)
- 2002 Buccaneers, 48-21 (SD)\*\*
- 2004 Raiders, 30-20 (O)
- 2008 Raiders, 31-24 (TB)
- 2012 Buccaneers, 42-32 (O)

^Franchise located in Los Angeles from 1982-94

\* Overtime  
\*\*Super Bowl XXXVIII in San Diego

#### PHILADELPHIA

- 1977 Eagles, 13-3 (P)
- 1979 Buccaneers, 24-17 (TB) \*\*
- 1981 Eagles, 20-10 (P)
- 1988 Eagles, 41-14 (TB)
- 1991 Buccaneers, 14-13 (TB)
- 1995 Buccaneers, 21-6 (P)
- 1999 Buccaneers, 19-5 (P)
- 2000 Eagles, 21-3 (P)\*\*\*
- 2001 Eagles, 17-13 (TB)
- 2001 Eagles, 31-9 (P)\*\*\*
- 2001 Eagles, 20-10 (P)
- 2001 Buccaneers, 27-10 (P)\*\*\*\*
- 2003 Buccaneers, 17-0 (P)
- 2006 Buccaneers, 23-21 (TB)
- 2009 Eagles, 33-14 (P)
- 2012 Eagles, 23-21 (TB)
- 2013 Eagles, 31-20 (TB)

\*\* NFC Divisional Playoff Game  
\*\*\* NFC Wild Card Playoff Game  
\*\*\*\* NFC Championship Game

#### PITTSBURGH

- 1976 Steelers, 42-0 (P)
- 1980 Steelers, 24-21 (TB)
- 1983 Steelers, 17-12 (P)
- 1989 Steelers, 31-22 (TB)
- 1998 Buccaneers, 16-3 (TB)
- 2001 Steelers, 17-10 (TB)
- 2002 Steelers, 17-7 (TB)
- 2006 Steelers, 20-3 (P)
- 2010 Steelers, 38-13 (TB)
- 2014 Buccaneers, 27-24 (P)

#### ST. LOUIS^

- 1977 Rams, 31-0 (LA)
- 1978 Rams, 26-23 (LA)
- 1979 Buccaneers, 21-6 (TB)
- 1979 Rams, 9-0 (TB) \*\*
- 1980 Buccaneers, 10-9 (TB)
- 1984 Rams, 34-33 (TB)
- 1985 Rams, 31-27 (TB)
- 1986 Rams, 26-20 (LA) \*
- 1987 Rams, 35-3 (LA)
- 1990 Rams, 35-14 (TB)
- 1992 Rams, 31-27 (TB)
- 1994 Buccaneers, 24-14 (TB)
- 1999 Rams, 11-6 (STL) \*\*
- 2000 Buccaneers, 38-35 (TB)
- 2001 Buccaneers, 24-17 (STL)
- 2002 Buccaneers, 26-14 (TB)
- 2004 Rams, 28-21 (STL)
- 2007 Buccaneers, 24-3 (TB)
- 2010 Buccaneers, 18-17 (TB)
- 2012 Rams, 28-13 (TB)
- 2013 Rams, 23-13 (STL)
- 2014 Rams, 19-17 (TB)

\* Overtime  
\*\* NFC Championship Game  
^ Franchise located in Los Angeles prior to 1995

#### SAN DIEGO

- 1976 Chargers, 23-0 (TB)
- 1981 Chargers, 24-23 (TB)
- 1987 Chargers, 17-13 (TB)
- 1990 Chargers, 41-10 (SD)
- 1992 Chargers, 29-14 (SD)
- 1993 Chargers, 32-17 (TB)
- 1996 Buccaneers, 25-17 (SD)
- 2004 Chargers, 31-24 (SD)
- 2008 Chargers, 41-24 (TB)
- 2012 Buccaneers, 34-24 (TB)

#### SAN FRANCISCO

- 1977 49ers, 20-10 (SF)
- 1978 49ers, 6-3 (SF)
- 1979 49ers, 23-7 (SF)
- 1980 Buccaneers, 24-23 (SF)
- 1983 49ers, 35-21 (SF)
- 1984 49ers, 24-17 (SF)
- 1986 49ers, 31-7 (TB)
- 1987 49ers, 24-10 (TB)
- 1989 49ers, 20-16 (TB)
- 1990 49ers, 31-7 (SF)
- 1992 49ers, 21-14 (SF)
- 1993 49ers, 45-21 (TB)
- 1994 49ers, 41-16 (SF)
- 1997 Buccaneers, 13-6 (TB)
- 2002 Buccaneers, 31-6 (TB)\*\*

- 2003 49ers, 24-7 (SF)
- 2004 Buccaneers, 35-3 (TB)
- 2005 49ers, 15-10 (SF)
- 2007 49ers, 21-19 (SF)
- 2010 Buccaneers, 21-0 (SF)
- 2011 49ers, 48-3 (SF)
- 2013 49ers, 33-14 (TB)

\*\* NFC Divisional Playoff Game

#### SEATTLE

- 1976 Seahawks, 13-10 (TB)
- 1977 Seahawks, 30-23 (S)
- 1994 Seahawks, 22-21 (S)
- 1996 Seahawks, 17-13 (TB)
- 1999 Buccaneers, 16-3 (S)
- 2004 Seahawks, 10-6 (TB)
- 2006 Seahawks, 23-7 (TB)
- 2007 Seahawks, 20-6 (S)
- 2008 Buccaneers, 20-10 (TB)
- 2009 Buccaneers, 24-7 (S)
- 2010 Buccaneers, 38-15 (TB)
- 2013 Seahawks, 27-24 (S)\*

#### TENNESSEE^

- 1976 Oilers, 20-0 (H)
- 1980 Oilers, 20-14 (H)
- 1983 Buccaneers, 33-24 (TB)
- 1989 Oilers, 20-17 (H)
- 1995 Oilers, 19-7 (H)
- 1998 Oilers, 31-22 (TB)
- 2001 Titans, 31-28 (T)\*
- 2003 Titans, 33-13 (T)
- 2007 Buccaneers, 13-10 (TB)
- 2011 Titans, 23-17 (T)

^ Franchise located in Houston prior to 1997  
\* Overtime

#### WASHINGTON

- 1977 Redskins, 10-0 (TB)
- 1982 Redskins, 21-13 (TB)
- 1989 Redskins, 32-28 (W)
- 1993 Redskins, 23-17 (TB)
- 1994 Buccaneers, 26-21 (TB)
- 1994 Buccaneers, 17-14 (W)
- 1995 Buccaneers, 14-6 (TB)
- 1996 Buccaneers, 24-10 (TB)
- 1998 Redskins, 20-16 (W)
- 1999 Buccaneers, 14-13 (TB) \*\*
- 2000 Redskins, 20-17 (W)\*
- 2003 Buccaneers, 35-13 (W)
- 2004 Redskins, 16-10 (W)
- 2005 Buccaneers, 36-35 (TB)
- 2005 Redskins, 17-10 (TB)\*\*\*
- 2006 Buccaneers, 20-17 (TB)
- 2007 Buccaneers, 19-13 (TB)
- 2009 Redskins, 16-13 (W)
- 2010 Buccaneers, 17-16 (W)
- 2012 Redskins, 24-22 (TB)
- 2014 Buccaneers, 27-7 (W)

\* Overtime  
\*\* NFC Divisional Playoff Game  
\*\*\* NFC Wild Card Playoff Game



## ALL-TIME DIVISIONAL STANDINGS

2002-2014 Bucs compete in NFC South • 1977-2001 Bucs competed in NFC Central • 1976 Bucs competed in AFC West

Year	Overall	Division	Year	Overall	Division	Year	Overall	Division
<b>2014</b>			<b>1999</b>			<b>1986</b>		
• Carolina	7-8-1	4-2	• Tampa Bay	11-5	5-3	• Chicago	14-2	7-1
• New Orleans	7-9	3-3	• Minnesota	10-6	4-4	• Green Bay	8-8	6-2
Atlanta	6-10	5-1	• Detroit	8-8	4-4	Detroit	5-11	3-5
Tampa Bay	2-14	0-6	Green Bay	8-8	4-4	Green Bay	4-12	3-5
			Chicago	6-10	3-5	Tampa Bay	2-14	1-7
<b>2013</b>			<b>1998</b>			<b>1985</b>		
• Carolina	12-4	5-1	• Minnesota	15-1	7-1	• Chicago	15-1	8-0
• New Orleans	11-5	5-1	• Green Bay	11-5	4-4	• Green Bay	8-8	6-2
Atlanta	4-12	1-5	Tampa Bay	8-8	4-4	Minnesota	7-9	3-5
Tampa Bay	4-12	1-5	Detroit	5-11	4-4	Detroit	7-9	2-6
			Chicago	4-12	1-7	Tampa Bay	2-14	1-7
<b>2012</b>			<b>1997</b>			<b>1984</b>		
• Atlanta	13-3	3-3	• Green Bay	13-3	7-1	• Chicago	10-6	7-1
Carolina	7-9	3-3	• Tampa Bay	10-6	3-5	• Green Bay	8-8	5-3
New Orleans	7-9	3-3	• Minnesota	9-7	6-2	Tampa Bay	6-10	3-5
Tampa Bay	7-9	3-3	• Detroit	9-7	3-5	Chicago	4-11-1	3-5
			Chicago	4-12	1-7	Minnesota	3-13	2-6
<b>2011</b>			<b>1996</b>			<b>1983</b>		
• New Orleans	13-3	5-1	• Green Bay	13-3	7-1	• Detroit	9-7	7-1
• Atlanta	10-6	3-3	• Minnesota	9-7	5-3	• Green Bay	8-8	4-4
Carolina	6-10	2-4	Chicago	7-9	3-5	Chicago	8-8	4-4
Tampa Bay	4-12	2-4	Tampa Bay	6-10	2-6	Minnesota	8-8	4-4
			Detroit	5-11	3-5	Tampa Bay	2-14	1-7
<b>2010</b>			<b>1995</b>			<b>1982</b>		
• Atlanta	13-3	5-1	• Green Bay	11-5	5-3	(No official champion due to strike)		
• New Orleans	11-5	4-2	• Detroit	10-6	6-2	• Green Bay	5-3-1	1-2
Tampa Bay	10-6	3-3	Chicago	9-7	4-4	• Minnesota	5-4	3-1
Carolina	2-14	0-6	Minnesota	8-8	3-5	• Tampa Bay	5-4	2-1
			Tampa Bay	7-9	2-6	• Detroit	4-5	3-3
<b>2009</b>			<b>1994</b>			Chicago	4-5	1-3
• New Orleans	13-3	4-2	• Minnesota	10-6	5-3	<b>1981</b>		
Atlanta	9-7	3-3	• Detroit	9-7	4-4	• Tampa Bay	9-7	6-2
Carolina	8-8	4-2	Chicago	8-8	3-5	Detroit	8-8	4-4
Tampa Bay	3-13	1-5	Minnesota	7-9	2-6	Green Bay	8-8	4-4
			Tampa Bay	4-12	1-7	Minnesota	7-9	4-4
<b>2008</b>			<b>1993</b>			Chicago	6-10	2-6
• Carolina	12-4	4-2	• Detroit	10-6	5-3	<b>1980</b>		
• Atlanta	11-5	3-3	• Green Bay	9-7	6-2	• Minnesota	9-7	5-3
Tampa Bay	9-7	3-3	Chicago	9-7	4-4	Detroit	9-7	5-3
New Orleans	8-8	2-4	Tampa Bay	6-10	2-6	Chicago	7-9	5-3
			<b>1992</b>			Tampa Bay	5-10-1	1-6-1
<b>2007</b>			• Minnesota	11-5	7-1	Green Bay	5-10-1	3-4-1
• Tampa Bay	9-7	5-1	• Green Bay	9-7	4-4	<b>1979</b>		
Carolina	7-9	3-3	• Tampa Bay	9-7	4-4	• Tampa Bay	10-6	6-2
New Orleans	7-9	3-3	Chicago	5-11	3-5	• Chicago	10-6	5-3
Atlanta	4-12	1-5	Detroit	5-11	3-5	Minnesota	7-9	5-3
			<b>1991</b>			Green Bay	5-11	3-5
<b>2006</b>			• Detroit	12-4	6-2	Detroit	2-14	1-7
• New Orleans	10-6	4-2	• Chicago	11-5	7-1	<b>1978</b>		
Carolina	8-8	5-1	Minnesota	8-8	3-5	• Minnesota	8-7-1	5-2-1
Atlanta	7-9	3-3	Green Bay	4-12	3-5	• Green Bay	8-7-1	5-2-1
Tampa Bay	4-12	0-6	Tampa Bay	3-13	1-7	Detroit	7-9	4-4
			<b>1990</b>			Chicago	7-9	3-5
<b>2005</b>			• Chicago	11-5	6-2	Tampa Bay	5-11	2-6
• Tampa Bay	11-5	5-1	• Tampa Bay	6-10	5-3	<b>1977</b>		
Carolina	11-5	4-2	Detroit	6-10	3-5	• Minnesota	9-5	6-1
Atlanta	8-8	2-4	Green Bay	6-10	3-5	• Chicago	9-5	6-1
New Orleans	3-13	1-5	Minnesota	6-10	3-5	Detroit	6-8	2-5
			<b>1989</b>			Green Bay	4-10	2-5
<b>2004</b>			• Minnesota	10-6	6-2	Tampa Bay	2-12	0-4
• Atlanta	11-5	4-2	• Green Bay	10-6	5-3	<b>1976</b>		
New Orleans	8-8	3-3	Detroit	7-9	4-4	• Oakland	13-1	7-0
Carolina	7-9	3-3	Chicago	6-10	2-6	Denver	9-5	5-2
Tampa Bay	5-11	2-4	Tampa Bay	5-11	3-5	San Diego	6-8	2-5
			<b>1988</b>			Kansas City	5-9	2-5
<b>2003</b>			• Chicago	12-4	6-2	Tampa Bay	0-14	0-4
• Carolina	11-5	5-1	• Minnesota	11-5	6-2	<b>1975</b>		
New Orleans	8-8	3-3	Tampa Bay	5-11	4-4	• Oakland	13-1	7-0
Tampa Bay	7-9	2-4	Detroit	4-12	2-6	Denver	9-5	5-2
Atlanta	5-11	2-4	Green Bay	4-12	2-6	San Diego	6-8	2-5
			<b>1987</b>			Kansas City	5-9	2-5
<b>2002</b>			• Chicago	11-4	7-0	Tampa Bay	0-14	0-4
• Tampa Bay	12-4	4-2	• Chicago	8-7	3-5	<b>1974</b>		
• Atlanta	9-6-1	4-2	• Minnesota	5-9-1	3-4	• Oakland	13-1	7-0
New Orleans	9-7	3-3	Tampa Bay	4-11	3-4	Denver	9-5	5-2
Carolina	7-9	1-5	Detroit	4-11	2-5	San Diego	6-8	2-5
			<b>1986</b>			Kansas City	5-9	2-5
<b>2001</b>			• Chicago	12-4	6-2	Tampa Bay	0-14	0-4
• Chicago	13-3	6-2	• Minnesota	11-5	6-2	<b>1973</b>		
• Green Bay	12-4	6-2	Tampa Bay	5-11	4-4	• Oakland	13-1	7-0
• Tampa Bay	9-7	4-4	Detroit	4-12	2-6	Denver	9-5	5-2
Minnesota	5-11	3-5	Green Bay	4-12	2-6	San Diego	6-8	2-5
Detroit	2-14	1-7	<b>1985</b>			Kansas City	5-9	2-5
			• Chicago	12-4	6-2	Tampa Bay	0-14	0-4
<b>2000</b>			• Minnesota	11-5	6-2	<b>1972</b>		
• Minnesota	11-5	5-3	• Green Bay	10-6	5-3	• Oakland	13-1	7-0
• Tampa Bay	10-6	4-4	Detroit	7-9	4-4	Denver	9-5	5-2
Green Bay	9-7	5-3	Chicago	6-10	2-6	San Diego	6-8	2-5
Detroit	9-7	3-5	Tampa Bay	5-11	3-5	Kansas City	5-9	2-5
Chicago	5-11	3-5	<b>1984</b>			Tampa Bay	0-14	0-4
			• Chicago	12-4	6-2	<b>1971</b>		
			• Minnesota	11-5	6-2	• Oakland	13-1	7-0
			Tampa Bay	5-11	4-4	Denver	9-5	5-2
			Detroit	4-12	2-6	San Diego	6-8	2-5
			Green Bay	4-12	2-6	Kansas City	5-9	2-5
			<b>1983</b>			Tampa Bay	0-14	0-4
			• Chicago	12-4	6-2	<b>1970</b>		
			• Minnesota	11-5	6-2	• Oakland	13-1	7-0
			Tampa Bay	5-11	4-4	Denver	9-5	5-2
			Detroit	4-12	2-6	San Diego	6-8	2-5
			Green Bay	4-12	2-6	Kansas City	5-9	2-5
			<b>1982</b>			Tampa Bay	0-14	0-4
			• Chicago	12-4	6-2	<b>1969</b>		
			• Minnesota	11-5	6-2	• Oakland	13-1	7-0
			Tampa Bay	5-11	4-4	Denver	9-5	5-2
			Detroit	4-12	2-6	San Diego	6-8	2-5
			Green Bay	4-12	2-6	Kansas City	5-9	2-5
			<b>1981</b>			Tampa Bay	0-14	0-4
			• Chicago	12-4	6-2	<b>1968</b>		
			• Minnesota	11-5	6-2	• Oakland	13-1	7-0
			Tampa Bay	5-11	4-4	Denver	9-5	5-2
			Detroit	4-12	2-6	San Diego	6-8	2-5
			Green Bay	4-12	2-6	Kansas City	5-9	2-5
			<b>1980</b>			Tampa Bay	0-14	0-4
			• Chicago	12-4	6-2	<b>1967</b>		
			• Minnesota	11-5	6-2	• Oakland	13-1	7-0
			Tampa Bay	5-11	4-4	Denver	9-5	5-2
			Detroit	4-12	2-6	San Diego	6-8	2-5
			Green Bay	4-12	2-6	Kansas City	5-9	2-5
			<b>1979</b>			Tampa Bay	0-14	0-4
			• Chicago	12-4	6-2	<b>1966</b>		
			• Minnesota	11-5	6-2	• Oakland	13-1	7-0
			Tampa Bay	5-11	4-4	Denver	9-5	5-2
			Detroit	4-12	2-6	San Diego	6-8	2-5
			Green Bay	4-12	2-6	Kansas City	5-9	2-5
			<b>1978</b>			Tampa Bay	0-14	0-4
			• Chicago	12-4	6-2	<b>1965</b>		
			• Minnesota	11-5	6-2	• Oakland	13-1	7-0
			Tampa Bay	5-11	4-4	Denver	9-5	5-2
			Detroit	4-12	2-6	San Diego	6-8	2-5
			Green Bay	4-12	2-6	Kansas City	5-9	2-5
			<b>1977</b>			Tampa Bay	0-14	0-4
			• Chicago	12-4	6-2	<b>1964</b>		
			• Minnesota	11-5	6-2	• Oakland	13-1	7-0
			Tampa Bay	5-11	4-4	Denver	9-5	5-2
			Detroit	4-12	2-6	San Diego	6-8	2-5
			Green Bay	4-12	2-6	Kansas City	5-9	2-5
			<b>1976</b>			Tampa Bay	0-14	0-4
			• Chicago	12-4	6-2	<b>1963</b>		
			• Minnesota	11-5	6-2	• Oakland	13-1	7-0
			Tampa Bay	5-11	4-4	Denver	9-5	5-2
			Detroit	4-12	2-6	San Diego	6-8	2-5
			Green Bay	4-12	2-6	Kansas City	5-9	2-5
			<b>1975</b>			Tampa Bay	0-14	0-4
			• Chicago	12-4	6-2	<b>1962</b>		
			• Minnesota	11-5	6-2	• Oakland	13-1	7-0
			Tampa Bay	5-11	4-4	Denver	9-5	5-2
			Detroit	4-12	2-6	San Diego	6-8	2-5
			Green Bay	4-12	2-6	Kansas City	5-9	

# ALL-TIME ATTENDANCE

(Regular Season Only)

YEAR	HOME GAMES	ATTENDANCE	AVG	YEAR	ROAD GAMES	ATTENDANCE	AVG
1976	7	309,184	44,169	1976	7	324,086	46,298
1977	7	368,458	52,637	1977	7	341,766	48,824
1978	8	504,436	63,054	1978	8	396,292	49,537
1979	8	545,980	68,248	1979	8	436,994	54,624
1980	8	522,785	65,348	1980	8	437,098	54,637
1981	8	536,936	67,117	1981	8	465,102	58,138
1982	5	328,660	65,732	1982	4	197,874	49,469
1983	8	398,414	49,802	1983	8	476,909	59,614
1984	8	362,856	45,357	1984	8	431,596	53,950
1985	8	310,027	38,753	1985	8	374,307	46,788
1986	8	320,647	40,081	1986	8	349,832	43,729
1987	7	303,676	43,382	1987	8	361,959	45,245
1988	8	388,257	48,532	1988	8	364,421	45,553
1989	8	439,685	54,961	1989	8	412,571	51,571
1990	8	455,776	56,972	1990	8	440,138	55,017
1991	8	375,016	46,877	1991	8	419,459	52,432
1992	8	397,586	49,698	1992	8	415,198	51,900
1993	8	377,498	47,187	1993	8	474,685	59,336
1994	8	367,443	45,930	1994	8	418,623	52,328
1995	8	473,546	59,193	1995	8	431,130	53,891
1996	8	333,350	41,669	1996	8	437,307	54,663
1997	8	543,514	67,939	1997	8	459,316	57,415
1998	8	518,047	64,756	1998	8	491,128	61,391
1999	8	522,691	65,336	1999	8	478,176	59,772
2000	8	524,775	65,597	2000	8	555,954	69,494
2001	8	524,498	65,562	2001	8	513,830	64,229
2002	8	525,009	65,626	2002	8	519,889	64,986
2003	8	524,352	65,544	2003	8	562,981	70,373
2004	8	522,720	65,340	2004	8	523,354	65,419
2005	8	521,741	65,218	2005	8	523,095	65,387
2006	8	524,661	65,583	2006	8	546,120	68,265
2007	8	522,530	65,316	2007	8	537,314	67,164
2008	8	516,088	64,511	2008	8	532,965	66,621
2009	8*	525,194	65,649	2009	8	568,475	71,059
2010	8	394,513	49,314	2010	8	542,501	67,812
2011	8**	473,281	59,160	2011	8	545,969	68,246
2012	8	440,819	55,102	2012	8	563,638	70,455
2013	8	470,548	58,819	2013	8	545,574	68,197
2014	8	476,273	59,534	2014	8	546,545	68,318
<b>TOTALS</b>	<b>306</b>	<b>17,050,651</b>	<b>55,721</b>	<b>TOTALS</b>	<b>306</b>	<b>17,959,171</b>	<b>58,690</b>

\*Home game vs. New England (10/25/09) was played as part of the NFL's International Series at Wembley Stadium, London, England (84,254). \*\*Home game vs. Chicago (10/23/11) was played as part of the NFL's International Series at Wembley Stadium, London, England (76,981).

## TOP TEN ATTENDANCE

DATE	OPPONENT	SCORE	RESULT	CROWD
<b>Raymond James Stadium – Top 10 Attendance</b>				
1.	1/15/00	* Washington	14-13	W 65,835
2.	10/22/06	Philadelphia	23-21	W 65,808
3.	12/6/99	Minnesota	24-17	W 65,741
4.	10/15/06	Cincinnati	14-13	W 65,732
5.	12/26/99	Green Bay	29-10	W 65,723
6.	11/19/06	Washington	20-17	W 65,699
7.	12/10/06	Atlanta	17-6	L 65,691
8.	12/23/02	Pittsburgh	17-7	L 65,684
9.	11/24/02	Green Bay	21-7	W 65,672
10.	11/3/02	Minnesota	38-24	W 65,667

\* Playoff Game

# ALL-TIME ROSTER

To be listed on the all-time roster, a player must have been on the roster for at least one regular-season game. The 44 players who participated in 1987 replacement games only are listed separately at the end.

Red indicates active with Buccaneers.

PLAYER	POSITION	NUMBER	SCHOOL	SEASONS	YEARS	GAMES	STARTS
<b>A</b>							
Abdullah, Rabih	RB	26, 27	Lehigh	4	1998-01	43	1
Abraham, Clifton	CB	26	Florida State	1	1995	6	0
Abraham, Donnie	CB	21	East Tennessee State	6	1996-01	92	78
Acorn, Fred	CB	27	Texas	1	1984	16	1
Adams, Blue	CB/S	46	Cincinnati	2	2005-06	29	0
Adams, Gaines	DE	90	Clemson	3	2007-09	37	29
Adams, Kyle	TE	86	Purdue	1	2013	5	1
Adams, Michael	CB	21	Louisiana-Lafayette	1	2013	6	0
Adams, Scott	G	71	Georgia	1	1996	7	2
Adams, Theo	T	73	Hawaii	1	1993	7	0
Ahanotu, Chidi	DE/DT	72, 90, 95	California	9	1993-00; 04	121	109
Alexander, Elijah	LB	59	Kansas State	1	1992	12	0
Allen, Greg	RB	28	Florida State	1	1986	2	0
<b>Allen, Josh</b>	<b>OL</b>	<b>61</b>	<b>Louisiana-Monroe</b>	<b>1</b>	<b>2014-</b>	<b>4</b>	<b>0</b>
Allen, Roger	G	73	Missouri Western State	1	2012	5	0
Allen, Will	S	26, 37	Ohio State	6	2004-09	84	26
Alston, Jon	LB	50	Stanford	1	2010*	0	0
Alstott, Mike	FB	40	Purdue	12	1996-07*	158	137
Alward, Tom	G	67	Nebraska	1	1976	14	9
Anderson, Brandon	CB	38	Akron	1	2009	3	0
Anderson, Darren	CB	44	Toledo	2	1992-93	15	1
Anderson, Don	CB	23	Purdue	1	1987	11	0
Anderson, Gary	RB	40	Arkansas	4	1990-93	53	23
Anderson, Jerry	S	31	Oklahoma	1	1978	2	0
Anderson, Jesse	TE	89	Mississippi State	3	1990-92	32	4
Anderson, Vince	S	37	Webber International	1	2010	3	0
Andrus, Shane	K	3	Murray State	1	2009	3	0
Anno, Sam	LB	56	Southern California	3	1989-91	48	0
Anthony, Reidel	WR	85	Florida	5	1997-01	73	38
Anthony, Terry	WR	85	Florida State	2	1990-91	10	0
Arbubakrr, Hasson	DE	69	Texas Tech	1	1983	16	1
Ariari, Obed	PK	2	Clemson	1	1984	16	0
Armstrong, Adger	FB	46, 40	Texas A&M	3	1983-85	42	14
Armstrong, Tyji	TE	86	Mississippi	4	1992-95	59	28
Arrington, Kyle	CB	29	Hofstra	1	2009	1	0
Asante, Larry	S	22	Nebraska	2	2010-2011	12	0
Askew, B.J.	FB	35	Michigan	3	2007-09	28	15
Austin, Cliff	RB	39	Clemson	1	1987	3	2
Austin, Darrell	G/C/T	69	South Carolina	2	1979-80	24	2
Austin, Eric	S	27	Jackson State	1	1996	2	0
<b>B</b>							
Baber, Billy	TE	44	Virginia	1	2004	1	0
Bailey, Don	C	61	Miami (FL)	1	1983	0	0
Ball, Larry	LB	53	Louisville	1	1976	13	0
<b>Banks, Johnthan</b>	<b>CB</b>	<b>27</b>	<b>Mississippi State</b>	<b>2</b>	<b>2013-</b>	<b>31</b>	<b>30</b>
Barber, Chris	CB	33	North Carolina A&T	1	1992	3	0
Barber, Mike	WR	84	Marshall	1	1992	2	0
Barber, Ronde	CB	20	Virginia	16	1997-12	241	232
Barker, Will	T	61	Virginia	1	2010	3	0
Barlow, Reggie	WR	84	Alabama State	2	2002-03	13	1
Barnes, Darian	FB	30	Hampton	2	2002-03	20	0
Barnhardt, Tommy	P	6	North Carolina	3	1996-98	38	0
Barrett, David	RB	30	Houston	1	1982	7	0
Barron, Mark	S	24, 23	Alabama	3	2012-14	37	37
Bartalo, Steve	RB	42	Colorado State	1	1987	9	0
Barth, Connor	K	10	North Carolina	5	2009-13*	56	0
Battaglia, Marco	TE	81	Rutgers	1	2002	2	0
Bax, Carl	G	75	Missouri	2	1989-90	15	10
Becht, Anthony	TE	88	West Virginia	3	2005-07	48	34

Beckles, Ian	G	62	Indiana	7	1990-96	101	97
Bell, Jerry	TE	82	Arizona State	5	1982-86	60	30
Bell, Kerwin	QB	11	Florida	1	1989	0	0
Bell, Ricky	RB	42	Southern California	5	1977-81	60	50
Bell, Theo	WR	83	Arizona	5	1981-85	70	13
Bellisari, Greg	LB	52	Ohio State	2	1997-98	16	0
Benjamin, Ryan	LS	66	South Florida	2	2002-03	26	0
Benn, Arrelouis	WR	17	Illinois	3	2010-12	37	23
Bennett, Charles	DE	93, 92	Clemson	2	2006-07*	3	0
Bennett, Michael A.	RB	29	Wisconsin	2	2007-08	13	1
Bennett, Michael	DL	71	Texas A&M	4	2009-12	50	27
Berns, Rick	RB	36	Nebraska	2	1979-80	32	3
Bidwell, Josh	P	9	Oregon	6	2004-09*	80	0
Biggers, E.J.	CB	31	Western Michigan	4	2009-12*	45	24
Bishop, Harold	TE	89	Louisiana State	1	1994	6	0
Black, Ahmad	S	43	Florida	3	2011-13	24	3
Black, Quincy	LB	58	New Mexico	6	2007-12	81	40
Blackman, Ken	G	66	Illinois	1	1999	0	0
Blados, Brian	G	69	South Carolina	1	1992	2	0
Blahak, Joe	CB	21	Nebraska	1	1976	2	1
Blanchard, Tom	P	16	Oregon	3	1979-81	35	0
Bligen, Dennis	RB	38	St. John's	1	1986	2	0
Blount, Jeb	QB	17	Tulsa	1	1977	5	4
Blount, LeGarrette	RB	27	Oregon	3	2010-12	40	21
Boatner, Mack	RB	34	Southeast Louisiana	1	1986	7	0
Bolden, Juran	CB	21	Mississippi Delta	2	2005-06	32	13
Bonness, Rik	LB	53	Nebraska	3	1977-79	45	2
Booty, John	S	44	TCU	1	1995	7	2
Boryla, Mike	QB	10	Stanford	2	1977-78*	1	1
Boston, David	WR	89	Ohio State	1	2007	0	0
Bouie, Tony	S	23	Arizona	4	1995-98	57	4
Bowers, Da'Quan	DE	91	Clemson	4	2011-14	50	10
Boyett, Lon	TE	84	Cal State-Northridge	1	1977	0	0
Bradford, Allen	RB	21	Southern California	1	2011	1	0
Bradley, Jon	DT	73, 91	Arkansas State	3	2004-06	26	3
Bradley, Mark	WR	16	Oklahoma	1	2009	0	0
Brady, Ed	LB	53	Illinois	4	1992-95	64	0
Brady, Jeff	LB	57	Kentucky	1	1994	16	0
Brady, Ricky	TE	49	Oklahoma	1	1997^	0	0
Braggs, Byron	DE	71	Alabama	1	1984	14	0
Brantley, Scot	LB	52	Florida	8	1980-87	114	71
Branton, Gene	TE/WR	80	Texas Southern	2	1983, 85	3	0
<b>Brate, Cameron</b>	<b>TE</b>	<b>84</b>	<b>Harvard</b>	<b>1</b>	<b>2014-</b>	<b>5</b>	<b>1</b>
Brien, Doug	K	4	California	1	2001	2	0
Bright, Leon	RB/KR	29	Florida State	2	1984-85	21	0
Briscoe, Dezmon	WR	89	Kansas	2	2010-2011	18	2
Brooks, Derrick	LB	55	Florida State	14	1995-08	224	221
Brooks, James	RB	20	Auburn	1	1992	2	0
Brooks, Reggie	RB	41	Notre Dame	1	1996	11	4
Brown, Aaron	LB	55	Ohio State	3	1978-80	44	2
Brown, Cedric	S	34	Kent	9	1976-84	100	95
Brown, Lomas	T	75	Florida	1	2002	11	0
Brown, Selwyn	S	28	Miami (FL)	1	1988	4	0
Brown, Tim	WR	81	Notre Dame	1	2004	15	4
Browner, Joey	S	47	Southern California	1	1992	7	2
Browner, Keith	LB	57	Southern California	3	1984-86	47	28
Brownlow, Darrick	LB	55	Illinois	2	1992-93	31	4
Bruhin, John	G	69	Tennessee	4	1988-91	49	21
Bryan, Chris	P	9	None	1	2010	4	0
Bryant, Anthony	DT	64	Alabama	1	2005	4	0
Bryant, Antonio	WR	89	Pittsburgh	2	2008-09	29	26
Bryant, Matt	K	3	Baylor	4	2005-08	63	0
Buchanan, Phillip	CB	31	Miami (FL)	3	2006-08	42	33
Buckley, Curtis	S	28	East Texas State	3	1993-95	38	2
Buenning, Dan	G	72	Wisconsin	3	2005-07	25	23
Bujnoch, Glenn	G	77	Texas A&M	2	1983-84	14	5
Burnette, Reggie	LB	56, 50	Houston	2	1992-93	20	4
Burns, Keith	LB	51	Oklahoma State	1	2004	16	0

## COACHING

Bussey, Barney	S/LB	27	South Carolina State	3	1993-95	40	27
Butler, Crezdon	CB	26	Clemson	1	2014	11	3
Butler, Gary	TE	82	Rice	1	1977	4	0
Byham, Nate	TE	82	Pittsburgh	2	2012-13	15	5

## C

Calhoun, Mike	DT/DE	70	Notre Dame	1	1980	3	0
Campbell, Darrell	DT	60	Notre Dame	1	2006	0	0
Campbell, Joe	DE	79	Maryland	1	1981	7	0
Cannida, James	DT	98	Nevada-Reno	4	1998-01	40	2
Cannon, John	DE/DT	78	William & Mary	9	1982-90	122	72
Capece, Bill	PK	3	Florida State	3	1981-83	37	0
Cargile, Steve	S	37	Columbia	1	2009	1	0
Carimi, Gabe	G/T	72	Wisconsin	1	2013	14	3
Carlson, Jeff	QB	7	Weber State	2	1990-91	4	1
Carlton, Darryl	T	70	Tampa	3	1977-79	43	27
Carney, John	PK	3, 4	Notre Dame	2	1988-89	5	0
Carpenter, Rudy	QB	12	Arizona State	3	2009-11	1	0
Carr, Deveron	CB	33	Arizona State	1	2013	9	0
Carrier, Mark	WR	88, 89	Nicholls State	6	1987-92	88	80
Carroll, Jay	TE	86	Minnesota	1	1984	16	2
Carter, Blanchard	G	66	UNLV	1	1977	13	0
Carter, Brandon	G	60	Texas Tech	1	2010	1	0
Carter, Carl	CB	44	Texas Tech	1	1991	11	10
Carter, Gerald	WR	87	Texas A&M	8	1980-87	100	61
Carter, Kevin	DE/DT	93	Florida	2	2007-08	32	30
Carter, Louis	RB	32	Maryland	3	1976-78	44	15
Carter, Marty	S	23	Middle Tennessee State	4	1991-94	62	55
Carver, Melvin	RB	28	UNLV	4	1982-85	32	11
Cash, Antoine	LB	52	Southern Mississippi	2	2006-07*	16	0
Casillas, Jonathan	LB	52	Wisconsin	2	2013-14	17	7
Castille, Jeremiah	CB	23	Alabama	4	1983-86	60	45
Cerqua, Marq	LB	58	Carson-Newman	1	2001	3	0
Cesare, Billy	CB	44	Miami (FL)	3	1978-79; 81	42	0
Chambers, Wally	DE	60	Eastern Kentucky	2	1978-79	28	18
Chamblee, Al	DE	57	Virginia Tech	2	1991-92	22	3
Chandler, Chris	QB	17	Washington	2	1990-91	13	6
Charleston, Jeff	DE	92	Idaho State	1	2012	0	0
Christie, Steve	PK	2	William & Mary	2	1990-91	32	0
Christy, Jeff	C	62	Pittsburgh	3	2000-02	47	47
Chukwurah, Patrick	LB/DE	54, 94	Wyoming	2	2007-08	9	0
Ciurciu, Vinny	FB	44	Boston College	1	2003	8	0
Charleston, Jeff	DE	92	Idaho State	1	2012	0	0
Claiborne, Robert	WR	81	San Diego State	1	1993	5	0
Clark, Brian M.	PK	5	Florida	1	1982	1	0
Clark, Brian R.	WR	87, 18	North Carolina State	3	2007-09	24	0
Clark, Dallas	TE	44	Iowa	1	2012	16	7
Clark, Randy	S	31	Florida	1	1984	2	0
Clayborn, Adrian	DE	94	Iowa	4	2011-14	36	36
Claybrooks, DeVone	DT	93	East Carolina	1	2002	2	0
Clayton, Michael	WR	80	LSU	6	2004-09	84	56
Clinkscales, Joey	WR	83	Tennessee	1	1988	3	0
Cobb, Reggie	RB	34, 33	Tennessee	4	1990-93	60	47
Cobb, Robert	DE	67	Arizona	1	1982	3	0
Cocroft, Sherman	S	25	San Jose State	1	1989	10	2
Coleman, Cosey	G	60	Tennessee	5	2000-04	71	63
Coleman, Sidney	LB	53, 50	Southern Mississippi	4	1988-90; 92	37	10
Collins, Anthony	T	73	Kansas	1	2014	10	10
Collins, Shawn	WR	89	Northern Arizona	1	1993	0	0
Colmer, Chris	T	61	North Carolina State	2	2005-06	0	0
Colzie, Neal	S	20	Ohio State	4	1980-83	46	29
Comella, Greg	FB	34	Stanford	1	2004	7	0
Compas, Jonathan	C	61	California-Davis	1	2009	2	0
Cook, Jameel	FB	43, 33	Illinois	6	2001-05; 08	82	18
Cooper, Bert	LB	56	Florida State	1	1976	12	3
Cooper, Mark	T/G	71	Miami (FL)	3	1987-89	25	7
Cooper, Marquis	LB	58	Washington	2	2004-05	26	0
Copeland, Horace	WR	88, 89	Miami (FL)	6	1993-98*	58	28
Cotney, Mark	S	33	Cameron State	9	1976-84*	113	92

## PLAYERS

## 2014 REVIEW

## HISTORY

## RECORDS

## SIDELINES



Courson, Steve	G	72	South Carolina	2	1984-85	30	25
Cousins, Oniel	OL	75	UTEP	1	2014	16	7
Covington, Tony	S	25	Virginia	4	1991-94*	31	15
Cox, Torrie	CB	27, 24	Pittsburgh	7	2003-09*	56	4
Crabtree, Tom	TE	84	Miami (OH)	1	2013	7	5
Crawford, Casey	TE	89	Virginia	1	2002	4	0
Crisman, Joel	G	68	Southern California	1	1996	9	0
Criswell, Ray	P	13	Florida	2	1987-88	19	0
Crockett, Zack	FB	30	Florida State	1	2007	1	0
Crowder, Randy	DE/DT	71	Penn State	3	1978-80	32	10
Crowder, Tim	DE	96	Texas	3	2009-11	41	13
Crowell, Angelo	LB	59	Virginia	1	2009*	0	0
Culpepper, Brad	DT	73, 77	Florida	6	1994-99	93	80
Culpepper, Willie	WR	81	Southwest Louisiana	1	1992	3	0
Current, Mike	T	74	Ohio State	1	1976	14	14
Curry, Craig	S	31	Texas	3	1984-86	37	16
Curry, DeMarcus	T	76	Auburn	2	2000-01	3	0
Curry, Eric	DE	75	Alabama	5	1993-97	59	44
Cutrer, Jacob	LB	51	LSU	3	2011-13*	16	0

D

Darby, Alvis	TE	82	Florida	1	1978	6	1
Darby, Chartric	DT	91	South Carolina State	4	2001-04	61	23
Darby, Kenneth	RB	33	Alabama	1	2007	1	0
Darns, Phil	DE	75	Mississippi Valley State	1	1984	2	0
<b>David, Lavonte</b>	<b>LB</b>	<b>54</b>	<b>Nebraska</b>	<b>1</b>	<b>2012-</b>	<b>46</b>	<b>46</b>
Davis, Anthony	RB	28	Southern California	1	1977	11	6
Davis, Anthony	T	69	Virginia Tech	6	2003-08	47	32
Davis, Charlie	RB	26	Colorado	1	1976	7	4
Davis, Don	LB	58	Kansas	3	1998-00	35	0
Davis, Gary	RB	28	Cal Poly SLO	2	1980-81	22	2
Davis, Greg	PK	8	The Citadel	1	1987	0	0
Davis, Jeff	LB	58	Clemson	6	1982-87	83	72
Davis, John	TE	80, 87	Emporia State	3	1997-99	40	2
Davis, Johnny	FB	38	Alabama	3	1978-80	46	20
Davis, Reuben	DE	79	North Carolina	5	1988-92	65	55
Davis, Ricky	DB	27	Alabama	1	1976	11	0
Davis, Sammy	CB	22	Texas A&M	1	2007	14	1
Davis, Tony	RB	27	Nebraska	3	1979-81	47	2
Davis, Tyree	WR	82	Central Arkansas	2	1994-95	1	0
Dawsey, Lawrence	WR	80	Florida State	5	1991-95	57	41
Dawson, Skye	WR	18	Texas Christian	1	2013	7	0
DeBerg, Steve	QB	17	San Jose State	6	1984-87; 92-93	64	37
Deese, Derrick	T	70	Southern California	1	2004	16	16
Delaney, Jeff	S	24	Pittsburgh	1	1981	2	0
Demps, Jeff	RB	28	Florida	1	2013	2	0
Denman, Chris	T	74	Fresno State	1	2007*	0	0
<b>DePaola, Andrew</b>	<b>LS</b>	<b>48</b>	<b>Rutgers</b>	<b>1</b>	<b>2014-</b>	<b>16</b>	<b>0</b>
Diaz, Jorge	G	64	Texas A&M-Kingsville	4	1996-99	52	45
Dickinson, Parnell	QB	18	Mississippi Valley State	1	1976	8	1
Dierking, Scott	FB/RB	25	Purdue	1	1984	8	2
Dile, Marc	OL	62	South Florida	1	2009	0	0
Diles, Zac	LB	53	Kansas State	1	2011	7	0
Differ, Trent	QB	12	Fresno State	6	1994-99	79	76
Dilger, Ken	TE	85	Illinois	3	2002-04	47	44
Dill, Scott	G/T	76	Memphis	6	1990-95	59	46
Dimry, Charles	CB	39	UNLV	3	1994-96	48	39
<b>Dixon, Brandon</b>	<b>CB</b>	<b>39</b>	<b>Northwest Missouri State</b>	<b>1</b>	<b>2014-</b>	<b>14</b>	<b>0</b>
Dixon, Dwayne	WR	81	Florida	2	1984; 87	12	0
Dogins, Kevin	C	65	Texas A&M-Kingsville	5	1996-00	18	9
Dombrowski, Paul	S	47	Linfield (OR)	1	1985	6	0
<b>Dotson, Demar</b>	<b>T</b>	<b>69</b>	<b>Southern Mississippi</b>	<b>5</b>	<b>2009-*</b>	<b>70</b>	<b>49</b>
Dotson, Santana	DT/DE	71	Baylor	4	1992-95	64	46
Douglas, Derrick	RB	37	Louisiana Tech	1	1990	0	0
Douglas, David	WR	89	Arizona	1	2012	1	0
Douglas, Freddie	WR	84	Arkansas	1	1976	7	1
Drewrey, Willie	WR/PR	87	West Virginia	4	1989-92	57	3
DuBose, Demetrius	LB	93	Notre Dame	4	1993-96	60	5
DuBose, Jimmy	RB	35	Florida	3	1976-78	33	15

Duckens, Mark	DE/DT	95	Arizona State	1	1992	5	3
Dudley, Rickey	TE	88	Ohio State	3	2002-04	24	5
Duncan, Jamie	LB	59	Vanderbilt	4	1998-01	59	36
Dunn, K.D.	TE	80, 85	Clemson	2	1985-86	14	0
Dunn, Warrick	RB	28	Florida State	6	1997-01; 08	91	71

## E

Easmon, Ricky	CB	26	Florida	2	1985-86	15	2
Eckwood, Jerry	RB	43	Arkansas	3	1979-81	47	30
Economos, Andrew	LS	48	Georgia Tech	7	2006-13	108	0
Edmonds, Bobby Joe	RB/KR	41	Arkansas	1	1995	16	0
<b>Edwards, Kadeem</b>	<b>G</b>	<b>71, 73</b>	<b>Tennessee State</b>	<b>1</b>	<b>2014-</b>	<b>0</b>	<b>0</b>
Edwards, Mario	CB	27	Florida State	1	2004	15	3
Elder, Donnie	S/CB	40	Memphis	2	1988-89	32	0
Ellison, Jerry	RB	37	Tenn.-Chattanooga	4	1995-98	64	5
<b>English, Larry</b>	<b>DE</b>	<b>57</b>	<b>Northern Illinois</b>	<b>1</b>	<b>2014-</b>	<b>12</b>	<b>1</b>
Emanuel, Bert	WR	87	Rice	2	1998-99	22	21
Erickson, Craig	QB	7	Miami (FL)	3	1992-94	37	30
Evans, James	FB	38	Southern	1	1987	1	0
Evans, Maurice	DE	96	Penn State	1	2009	0	0
<b>Evans, Mike</b>	<b>WR</b>	<b>13</b>	<b>Texas A&amp;M</b>	<b>1</b>	<b>2014-</b>	<b>15</b>	<b>15</b>
Everett, Eric	CB/S	42	Texas Tech	1	1990	16	0
Everett, Thomas	S	22	Baylor	2	1994-95	28	25

## F

Faine, Jeff	C	52	Notre Dame	4	2008-2011	51	51
Farmer, Dave	FB	41	Southern California	1	1978	3	0
Farmer, Karl	WR	84	Pittsburgh	1	1978	2	0
Farquhar, John	TE	89	Duke	1	1996	1	0
Farrell, Sean	G/T	62	Penn State	5	1982-86	64	59
<b>Fatinikun, T.J.</b>	<b>DE</b>	<b>96</b>	<b>Toledo</b>	<b>1</b>	<b>2014-</b>	<b>10</b>	<b>0</b>
Ferguson, Joe	QB	12	Arkansas	2	1988-89	7	3
Fest, Howard	G-T	72	Texas	2	1976-77	15	14
Fielder, Don	DE	65	Kentucky	1	1985	11	0
Figuers, Yamon	WR	16	Kansas State	1	2009	3	0
Fletcher, Dane	LB	50	Montana State	1	2014	16	4
Ford, Chris	WR	81	Lamar	1	1990	1	0
Ford, Mike	QB	10	SMU	2	1981-82	0	0
Foster, Mason	LB	59	Washington	4	2011-	57	54
France, Todd	K	4	Toledo	1	2005	1	0
Franklin, Collin	TE	85	Iowa State	1	2011	2	0
Franklin, Larry	WR	80	Jackson State	1	1978	2	0
Franklin, Pat	RB	35	Southwest Texas State	1	1986	8	1
Freeman, Josh	QB	5	Kansas State	5	2009-13	60	57
Freeman, Phil	WR	81	Arizona	3	1985-87	37	11
Freitas, Rockne	T	74	Oregon State	1	1978	13	2
<b>Frey, Isaiah</b>	<b>CB</b>	<b>32, 28</b>	<b>Nevada</b>	<b>1</b>	<b>2014-</b>	<b>8</b>	<b>0</b>
Frizzell, William	S	33	N. Carolina Central	1	1991	16	4
Frost, Scott	S	21	Nebraska	1	2003	4	0
Fullington, Darrell	S	27	Miami (FL)	2	1991-92	27	13
Fulton, Xavier	T	68	Illinois	1	2009*	0	0
Fusina, Chuck	QB	14	Penn State	3	1979-81	7	0
Futrell, Bobby	CB/S	36	Elizabeth City State	5	1986-90	61	17

## G

Gaitor, Anthony	CB	26	Florida International	3	2011-2013*	12	2
Galloway, Joey	WR	84	Ohio State	5	2004-08	66	56
Gant, Brian	LB	91	Illinois State	1	1987	11	3
Gant, Kenneth	S	29	Albany (GA) State	3	1995-97	41	3
Garcia, Frank	P	5	Arizona	5	1983-87	76	0
Garcia, Jeff	QB	7	San Jose State	2	2007-08	25	24
Garner, Charlie	RB	30	Tennessee	1	2004	3	3
Garrett, Jason	QB	17	Princeton	1	2004	0	0
Gates, Lionel	RB	28	Louisville	2	2006-07	1	0
Gay, Everett	WR	89	Texas	1	1989	0	0
Gessner, Chas	WR	83	Brown	1	2007	1	0
<b>Gholston, William</b>	<b>DE</b>	<b>92</b>	<b>Michigan State</b>	<b>1</b>	<b>2013-</b>	<b>27</b>	<b>11</b>
Gibson, David	S	46, 34, 22	Southern California	4	2000-03	34	0
Gibson, Gary	DT	95	Rutgers	2	2012-13	29	2
Gilbeaux, Brandon	DE	72	Delaware	1	2010*	0	0
Gilberry, Wallace	DL	92	Alabama	1	2012	0	0

Giles, Jimmie	TE	88	Alcorn State	9	1978-86	121	112
<b>Gilkey, Garrett</b>	<b>OL</b>	<b>72</b>	<b>Chadron State</b>	<b>1</b>	<b>2014-</b>	<b>16</b>	<b>1</b>
Gill, Randy	LB	49	San Jose State	1	1978	1	0
Gillespie, Willie	WR	83	Tenn.-Chattanooga	1	1986	2	0
Gilmore, John	TE	88	Penn State	3	2008-10	45	23
Gilreath, David	WR	84	Wisconsin	1	2012	0	0
Gladman, Charles	RB	37	Pittsburgh	1	1987	2	0
Glaud, Ka'lial	LB	58	Rutgers	1	2013	7	0
<b>Glennon, Mike</b>	<b>QB</b>	<b>8</b>	<b>North Carolina State</b>	<b>2</b>	<b>2013-</b>	<b>19</b>	<b>18</b>
Goff, Robert	DE	94	Auburn	2	1988-89	28	18
Gold, Ian	LB	52	Michigan	1	2004	16	13
Golden, Jack	LB	58	Oklahoma State	2	2002-03	17	0
Goldson, Dashon	S	38	Washington	2	2013-14	27	27
Golsteyn, Jerry	QB	11	Northern Illinois	2	1982-83	6	3
Gooch, Jeff	LB	50	Austin Peay	8	1996-01, 04-05*	105	22
Goode, Conrad	G	79	Missouri	1	1987	11	2
Goode, Kerry	RB	27	Alabama	1	1988	14	5
Goode, Najee	LB	53	West Virginia	1	2012	2	0
Goodspeed, Dan	T	64	Kent State	1	2002	0	0
Gordon, Sonny	S	31	Ohio State	1	1987	7	0
Gorrer, Danny	CB	36	Texas A&M	2	2012-13	13	1
Gradkowski, Bruce	QB	7, 5	Toledo	2	2006-07	17	11
Graham, Dan	C	65	Northern Illinois	1	1989	0	0
Graham, Don	LB	53	Penn State	1	1987	2	0
Graham, Earnest	RB	34, 33	Florida	8	2004-11	98	35
Gramatica, Martin	K	7, 10	Kansas State	6	1999-04	89	0
Grant, Darryl	DT	97	Rice	1	1991	2	0
Grant, David	DT	99	West Virginia	1	1992	2	0
Grant, Frank	WR	83	South Colorado State	1	1978	10	4
Gray, Jerry	S	20	Texas	1	1993	14	5
Green, Cornell	T/G	74	Central Florida	3	2002-03, 06	37	8
Green, Dave	P/K	4	Ohio	3	1976-78	44	0
Green, Hugh	LB	53	Pittsburgh	5	1981-85	54	53
Green, Jacques	WR	81	Florida	4	1998-01	56	37
Green, Rogerick	CB	26	Kansas State	3	1992-94*	12	1
Green, Willie	WR	82	Mississippi	1	1994	5	0
Greenwood, David	S	30	Wisconsin	1	1985	16	10
Gregory, Damian	DT	66	Illinois State	1	2004	6	0
Grice, Shane	G	68	Mississippi	1	2001	1	0
Griese, Brian	QB	8	Michigan	3	2004-05; 08	22	21
Grimes, Randy	G/C	60	Baylor	10	1983-92*	118	104
Grimm, Cody	S	35	Virginia Tech	3	2010-12	23	12
Gruber, Paul	T	74	Wisconsin	12	1988-99	183	183
Gunn, Jimmy	LB	30	Southern California	1	1976	13	11
Gurley, Buck	DT	90	Florida	1	2002	8	0

### H

Haddix, Wayne	CB/S	45	Liberty	2	1990-91	22	20
Hagins, Isaac	WR	81, 1	Southern	5	1976-80	50	32
Hall, De'Von	S	43	Utah State	1	2009	0	0
Hall, Rhett	DT	91, 66	California	3	1991-93	21	0
Hall, Ron	TE	82	Hawaii	7	1987-93	101	90
Hamilton, Harry	S	39	Penn State	4	1988-91	52	50
Hamilton, Joe	QB	14, 1	Georgia Tech	3	2000-02*	1	0
Hamilton, Marcus	CB	32	Virginia	2	2008-09	2	0
Hampton, Alonzo	CB	22	Pittsburgh	1	1991	15	3
Hankton, Cortez	WR	14	Texas Southern	1	2008*	0	0
Hannah, Charley	T/DE	73	Alabama	6	1977-82	77	61
Hanratty, Terry	QB	5	Notre Dame	1	1976	4	1
Hape, Patrick	TE	82	Alabama	4	1997-00	61	8
Hardman, Derek	G/T	73	Eastern Kentucky	3	2010	15	4
Hardy, Robert	RB	36	Carson-Newman	1	1991	16	0
Harper, Alvin	WR	82, 80	Tennessee	2	1995-96	25	19
Harris, Dominique	S	21	Temple	1	2010	1	0
Harris, Jackie	TE	81, 80	Northeast Louisiana	4	1994-97	50	48
Harris, Leonard	WR	84	Texas Tech	1	1986	5	1
Harris, Odie	S	20	Sam Houston	3	1988-90	48	9
Harris, Paul	LB	52	Alabama	2	1977-78	19	2
Harris, Rudy	FB	43	Clemson	2	1993-94	18	2

## COACHING

Harris, William	TE	86	Texas	1	1989	16	2
Harrison, Todd	TE	89	North Carolina State	1	1992	1	0
Harvey, John	RB	26	UTEP	1	1990	16	1
Harvey, Maurice	CB	24	Ball State	1	1984	15	0
Hastings, Andre	WR	88	Georgia	1	2000	3	0
Hawkins, Andy	LB	59	Texas A&I	4	1980-83	47	27
Hawkins, Courtney	WR	85, 5	Michigan State	5	1992-96	77	48
Haye, Jovan	DT	71	Vanderbilt	3	2006-08, 11	41	30
Hayes, Eric	DT	95	Florida State	1	1993	2	0
Hayes, Geno	LB	54	Florida State	4	2008-11	56	42
Haynesworth, Albert	DT	95	Tennessee	1	2011	7	6
Hayward, Adam	LB	57	Portland State	7	2007-13	107	13
Hedberg, Randy	QB	14	Minot State	1	1977	7	4

## PLAYERS

Heflin, Vince	WR	89	Central (OH) State	1	1986	6	3
Hegamin, George	T	79	North Carolina State	2	1999-00	17	1
Heinrich, Keith	TE	87	Sam Houston State	1	2007	4	0
Heller, Ron	T	73	Penn State	4	1984-87	58	56
Heller, Will	TE	89, 85	Georgia Tech	3	2003-05	19	3
Herron, Noah	RB	29	Northwestern	1	2008	0	0

## 2014 REVIEW

<b>Herron, Robert</b>	<b>WR</b>	<b>10</b>	<b>Wyoming</b>	<b>1</b>	<b>2014-</b>	<b>8</b>	<b>0</b>
Hewko, Bob	QB	8	Florida	1	1983	3	0
Highsmith, Alonzo	FB	32	Miami (FL)	2	1991-92	16	2
Hill, Bruce	WR	84	Arizona State	5	1987-91	57	50
Hill, Michael	RB	44	Missouri Western State	1	2013	6	0
Hilliard, Ike	WR	19	Florida	4	2005-08	63	14
Hillis, Peyton	RB	33	Arkansas	1	2013	0	0
Hires, Leon	C	70	Florida	1	2001	0	0
Hochstein, Russ	G	65	Nebraska	2	2001-02	1	0
Holland, Devin	S	30	McNeese State	1	2011	4	0
Holliday, Trindon	WR/KR	11	LSU	1	2014	1	0
Holloway, Derek	WR	83	Arkansas	1	1987	1	0
Holloway, Steve	TE	80	Tennessee State	1	1987	6	4
Holmes, Ron	DE	90	Washington	4	1985-88	50	44
Holt, John	CB	21	West Texas State	5	1981-85	72	53
Horton, Greg	G	64	Colorado	2	1978-79	30	28
House, Kevin	WR	89	Southern Illinois	7	1980-86	94	81
Hovan, Chris	DT	95	Boston College	5	2005-09	79	79
Howard, Bobby	RB	25	Indiana	3	1986-88	20	2
Howard, Carl	CB	25	Rutgers	1	1985	4	0
Howard, William	FB	43	Tennessee	2	1988-89	31	21
Howell, John	S	38	Colorado State	4	2001-04	54	8
Huff, Gary	QB	19	Florida State	2	1977-78	14	6
Huggins, Kareem	RB	32	Hofstra	2	2009-10	6	0
Hunt, Charles	LB	55	Florida State	1	1976	5	0
Hunter, Brice	WR	88, 19	Georgia	2	1997-98	13	0
Hunter, Eddie	RB	37	Virginia Tech	1	1987	3	0
Hunter, Jeff	DE	97	Albany (GA) State	1	1994	1	0
Husted, Michael	K	5	Virginia	6	1993-98	96	0
Hutchinson, Scott	DE	70	Florida	1	1981	16	0

## HISTORY

## RECORDS

Igwebuike, Donald	PK	1	Clemson	5	1985-89	72	0
Ingram, Byron	T/G	61	Eastern Kentucky	1	1989	0	0
Ingram, Stephen	T/G	65, 67	Maryland	3	1995-97*	2	0
Inmon, Earl	LB	59	Bethune-Cookman	1	1978	2	0
Irvin, Corvey	DT	96	Georgia	1	2012	12	0
Irwin, Tim	T	78	Tennessee	1	1994	8	6
Isom, Ray	S	28	Penn State	2	1987-88	8	6
Ivy, Corey	CB	35	Oklahoma	4	2001-04	49	2

## SIDELINES

Jackson, Dexter L.	S	34, 28	Florida State	6	1999-02; 04-05	73	42
Jackson, Dexter M.	WR	10	Appalachian State	1	2008	7	0
Jackson, Noah	G	65	Tampa	1	1984	6	3
Jackson, Scott	C	74	Brigham Young	2	2005-06	0	0
Jackson, Tanard	S	36, 28	Syracuse	5	2007-11	56	56
Jackson, Tyoka	DT/DE	97	Penn State	5	1996-00	63	16
<b>Jackson, Vincent</b>	<b>WR</b>	<b>83</b>	<b>Northern Colorado</b>	<b>3</b>	<b>2012-</b>	<b>48</b>	<b>48</b>
<b>James, Mike</b>	<b>RB</b>	<b>25</b>	<b>Miami (FL)</b>	<b>2</b>	<b>2013-</b>	<b>20</b>	<b>3</b>
Jameson, Larry	DT	69	Indiana	1	1976	1	0

Jarvis, Curt	DT	95	Alabama	4	1987-90	38	36
Jeffers, Lemont	LB	55	Tennessee	1	1982	0	0
Jenkins, Julian	DT/DE	91	Stanford	1	2006	12	0
Jenkins, Kerry	G	71	Troy State	2	2002-03	31	26
<b>Jenkins, Mike</b>	<b>CB</b>	<b>24</b>	<b>USF</b>	<b>1</b>	<b>2014-</b>	<b>1</b>	<b>0</b>
Jennings, Rick	WR	81	Maryland	1	1976	0	0
Jennings, Stanford	RB	28	Furman	1	1992	11	0
Johnson, Brad	QB	14	Florida State	4	2001-04	49	49
Johnson, Cecil	LB	56	Pittsburgh	9	1977-85	111	90
Johnson, D.J.	CB	29	Jackson State	1	2010	0	0
Johnson, Dennis	LB	55	Southern California	1	1985	8	0
Johnson, Dirk	P	8	Northern Colorado	1	2009	11	0
Johnson, Essex	RB	19	Grambling	1	1976	14	1
Johnson, George	DE	67	Rutgers	3	2010-12	9	0
Johnson, Greg	DE	72	Florida State	1	1977	5	0
Johnson, Josh	QB	11	San Diego	4	2008-11	26	5
Johnson, Keyshawn	WR	19	Southern California	4	2000-03	57	57
<b>Johnson, Leonard</b>	<b>CB</b>	<b>29</b>	<b>Iowa State</b>	<b>3</b>	<b>2012-</b>	<b>48</b>	<b>17</b>
Johnson, Marcus	G	72	Mississippi	1	2009	6	0
Johnson, Melvin	S	25	Kentucky	3	1995-97	43	26
Johnson, Michael	DE	90	Georgia Tech	1	2014	14	13
Johnson, Randy	C/G	65	Georgia	2	1977-78	22	1
Johnson, Rishaw	CB	65	California (PA)	1	2014	0	0
Johnson, Rob	QB	11	Southern California	1	2002	6	2
Johnson, Tracy	FB	43	Clemson	1	1996	10	0
Jolley, Doug	TE	86	Brigham Young	1	2006	11	0
Jones, Chris	DT	98	Bowling Green	1	2013	0	0
Jones, Gordon	WR	84	Pittsburgh	4	1979-82	49	26
Jones, LaCurtis	LB	57	Baylor	1	1996	10	0
Jones, Marcus	DT/DE	78	North Carolina	6	1996-01	84	39
Jones, Mark	WR	89, 11	Tennessee	3	2005-07	29	0
Jones, Milton	DE	90	Central (OH) State	1	1994	0	0
Jones, Rod	CB	22	SMU	4	1986-89	57	44
Jones, Roger	CB	24	Tennessee State	3	1991-93	31	6
Jones, Sean	S	26	Georgia	2	2010-11	32	32
Jones, Thomas	RB	22	Virginia	1	2003	16	3
Jones, Victor	LB	52	Virginia Tech	1	1988	8	0
Jordan, Andrew	TE	48	Western Carolina	1	1997	2	0
Jordan, Anthony	TE	49	Vanderbilt	1	1999^	0	0
Jordan, Curtis	S/CB	25	Texas Tech	5	1976-80	71	33
Jordan, David	G	61	Auburn	1	1987	0	0
Joseph, Davin	G	75	Oklahoma	8	2006-13*	100	99
Judie, Ed	LB	51	Northern Arizona	1	1983	11	10
June, Cato	LB	59	Michigan	2	2007-08	32	28
Junior, E.J.	LB	50	Alabama	1	1992	2	1
Jurevicius, Joe	WR	83	Penn State	3	2002-04	30	8

K

Kafka, Mike	QB	3	Northwestern	1	2014	0	0
Kaplan, Ken	T	79	New Hampshire	3	1983-85*	32	2
Kearney, Tim	LB	50	Northern Michigan	1	1976	0	0
Kellin, Kevin	DE	75	Minnesota	3	1986-88	20	1
Kelly, Brian	CB	25	Southern California	10	1998-07	130	79
Kemp, Bobby	S	33	Cal State-Fullerton	1	1987	12	12
Kendrick, Vince	RB	20	Florida	1	1976	1	0
Kersten, Wally	T	61	Minnesota	1	1985	0	0
Keys, Tyrone	DE	98	Mississippi State	2	1986-87	17	2
Kiel, Blair	QB	16	Notre Dame	1	1984	10	0
King, Austin	C	62	Northwestern	1	2003	0	0
King, Joe	S	41	Oklahoma State	2	1992-93	29	12
King, Shaun	QB	10	Tulane	5	1999-03	31	22
<b>King, Tavarres</b>	<b>WR</b>	<b>15</b>	<b>Georgia</b>	<b>1</b>	<b>2014-</b>	<b>2</b>	<b>0</b>
Kirby, Charles	FB	48	Virginia	2	2000-01*	6	2
Knight, Marcus	WR	12	Michigan	1	2004	0	0
<b>Koenen, Michael</b>	<b>P</b>	<b>9</b>	<b>Western Washington</b>	<b>4</b>	<b>2011-</b>	<b>64</b>	<b>0</b>
Kollar, Bill	DE/DT	77	Montana State	5	1977-81	72	35
Komlo, Jeff	QB	7	Delaware	1	1983	2	0
Koutouvides, Niko	LB	53	Purdue	2	2009-10	30	0
Kubin, Larry	LB	59	Penn State	1	1985	4	0



			L				
LaBeaux, Sandy	S	29	Cal State-Hayward	1	1983	3	0
Landeta, Sean	P	7	Towson State	1	1997	10	0
<b>Lane, Jorvorskie</b>	<b>FB</b>	<b>46</b>	<b>Texas A&amp;M</b>	<b>1</b>	<b>2014-</b>	<b>9</b>	<b>4</b>
Landri, Derek	DT	90	Notre Dame	1	2013	8	1
<b>Lansanah, Danny</b>	<b>LB</b>	<b>51</b>	<b>Connecticut</b>	<b>2</b>	<b>2013-</b>	<b>17</b>	<b>11</b>
Larsen, Spencer	FB	46	Arizona	1	2013	13	1
Larsen, Ted	C/G	62	North Carolina State	4	2010-13	59	31
Lawrence, Larry	QB	13	Iowa	1	1976	1	0
Lawrie, Nate	TE	46, 85	Yale	2	2004-05	7	0
Lawson, Jamie	FB	38	Nicholls State	2	1989-90	11	0
Leak, Curtis	WR	83	Johnson C. Smith	1	1976	0	0
Leavitt, Allan	PK	9	Georgia	1	1977	8	0
Lee, Charles	WR	81, 82	Central Florida	3	2002-04	16	8
Lee, James	T	77	South Carolina State	4	2008-11	19	10
Lee, Shawn	DT	97	North Alabama	2	1988-89	30	3
Leftwich, Byron	QB	7	Marshall	1	2009	3	3
Legette, Tyrone	CB	45	Nebraska	2	1996-97	31	1
Lehr, Matt	C/G	68	Virginia Tech	1	2007	16	0
Lemon, Mike	LB	59	Kansas	2	1976-77	19	1
<b>Lemon, Orie</b>	<b>LB</b>	<b>45</b>	<b>Oklahoma State</b>	<b>1</b>	<b>2014-</b>	<b>10</b>	<b>3</b>
Leonard, Brian	RB	30	Rutgers	1	2013	16	1
Leonard, Jim	C/G	62, 57	Santa Clara	4	1980-83	56	9
Lester, Fred	FB	30	Alabama A&M	1	1995	0	0
Levenseller, Mike	WR	84	Washington State	1	1978	2	0
Levingston, Lazarus	DT	78	LSU	1	2012	3	0
Lewis, David	LB	57	Southern California	5	1977-81	75	64
Lewis, Derrick	WR	18	San Diego State	1	2004	0	0
Lewis, Garry	CB	22	Alcorn State	1	1992	16	2
Lewis, Lequan	CB	30	Arizona State	1	2012	8	0
Lewis, Myron	CB	23	Vanderbilt	3	2010-12	29	1
Lewis, Reggie	DE	79	North Texas State	2	1979-80	22	0
Lindell, Rian	K	4	Washington State	1	2013	16	0
Lindstrom, Chris	DE	75, 71	Boston	1	1985	13	2
Little, Everett	G/T	77	Houston	1	1976	10	1
Logan, David	DT	76	Pittsburgh	8	1979-86	110	103
Lorig, Erik	FB/TE/DE	44, 97	Stanford	4	2010-13	56	25
Love, Sean	G	79	Penn State	2	1993-94	8	0
Lowry, Quentin	LB	64	Youngstown State	1	1986	6	0
Lucas, Chad	WR	15	Alabama State	1	2007	2	1
Lumpkin, Kregg	RB	28	Georgia	2	2010-11	27	0
Lynch, Corey	S	41	Appalachian State	3	2009-11	45	8
Lynch, John	S	47	Stanford	11	1993-03	164	132
			M				
Maarleveld, J.D.	T	77	Maryland	2	1986-87	25	3
Mack, Elbert	CB	33, 43	Troy	4	2008-11	58	4
Mack, Milton	CB	21	Alcorn State	2	1992-93	28	19
Madise, Adrian	WR	12	Texas Christian	1	2004	0	0
Madison, Anthony	CB	37	Alabama	1	2007	0	0
Madu, Mossis	RB	32	Oklahoma	1	2011	9	0
Magee, Alex	DE	97	Purdue	1	2010	8	0
Magee, Brandon	LB	53	Arizona State	1	2014	9	0
Magee, Calvin	TE	86	Southern	4	1985-88	56	34
Mahan, Sean	G	79	Notre Dame	6	2003-06; 08-09	78	40
Mallard, Wesly	LB	54	Oregon	1	2005-06	22	0
Mallory, Rick	G	68	Washington	5	1984-88*	57	37
Malone, Robert	P	1	Fresno State	1	2010	12	0
Maniecki, Jason	DT	90	Wisconsin	3	1996-98	18	0
<b>Mankins, Logan</b>	<b>G</b>	<b>70</b>	<b>Fresno State</b>	<b>1</b>	<b>2014-</b>	<b>16</b>	<b>16</b>
Manley, Dexter	DE	92	Oklahoma State	1	1991	14	7
Manor, Brison	DE	75	Arkansas	1	1984	6	0
Marshall, Marvin	WR	89, 1	South Carolina State	3	1995-97*	5	0
Martin, Cecil	FB	37	Wisconsin	1	2003	1	0
Martin, Don	DB	21	Yale	1	1976	1	0
<b>Martin, Doug</b>	<b>RB</b>	<b>22</b>	<b>Boise State</b>	<b>3</b>	<b>2012-</b>	<b>33</b>	<b>33</b>
Marts, Lonnie	LB	51, 55	Tulane	3	1994-96	47	40
Marve, Eugene	LB	99	Saginaw Valley State	4	1988-91	64	52
<b>Masifilo, Matthew</b>	<b>DT/OL</b>	<b>97, 65</b>	<b>Stanford</b>	<b>3</b>	<b>2012-</b>	<b>1</b>	<b>0</b>

Maxson, Alvin	RB	28	SMU	1	1978	1	0
Mayberry, Tony	C	61	Wake Forest	10	1990-99	160	145
Mayfield, Corey	DT	78	Oklahoma	1	1992	11	0
Mayhew, Martin	CB	35	Florida State	4	1993-96	60	59
McAfee, Fred	RB	35	Mississippi College	1	1999	1	0
McAleney, Ed	DE	69	Massachusetts	1	1976	2	0
McAdoo, Derrick	RB	33	Baylor	1	1988	5	0
McCants, Keith	DE/LB	52	Alabama	3	1990-92	47	35
McCardell, Keenan	WR	87	UNLV	2	2002-03	30	30
McCargo, John	DT	79	North Carolina State	1	2011	4	0
McCauley, Marcus	CB	30	Fresno State	1	2009	0	0
McCown, Josh	QB	12	Sam Houston State	1	2014	11	11
McCown, Luke	QB	12	Louisiana Tech	4	2005-08	7	3
<b>McCoy, Gerald</b>	<b>DT</b>	<b>93</b>	<b>Oklahoma</b>	<b>5</b>	<b>2010-</b>	<b>64</b>	<b>64</b>
McCoy, Matt	LB	50	San Diego State	2	2008-09	17	2
McCray, Kelcie	S	35	Arkansas State	1	2013	11	0
McDaniel, Randall	G	64	Arizona State	2	2000-01	32	32
McDermott, Sean	TE/LS	84	Kansas	1	2001	16	0
McDonald, Brandon	CB	33	Memphis	1	2012	11	0
<b>McDonald, Clinton</b>	<b>DT</b>	<b>98</b>	<b>Memphis</b>	<b>1</b>	<b>2014-</b>	<b>13</b>	<b>13</b>
McDonald, Darnell	WR	84	Kansas State	1	1999	9	0
<b>McDougald, Bradley</b>	<b>S</b>	<b>30</b>	<b>Kansas</b>	<b>2</b>	<b>2013-</b>	<b>18</b>	<b>5</b>
McDowell, Anthony	FB	37, 33	Texas Tech	3	1992-94	30	22
McFarland, Anthony	DT	92	LSU	8	1999-06	98	84
McGriff, Lee	WR	83	Florida	1	1976	6	3
McGruder, Mike	CB	21, 38	Kent	2	1994-95	31	5
McHale, Tom	G/DE	73, 99	Cornell	6	1987-92	59	30
McIntosh, Toddrick	DE	94	Florida State	2	1994-95	15	1
McKay, John	WR	89	Southern California	3	1976-78	43	30
McKeever, Vito	CB	21	Florida	2	1986-87	17	8
McKenzie, Tyrone	LB	50	South Florida	1	2010	3	0
McLaughlin, John	DE	95	California	2	1999-00	18	0
McLeod, Kevin	FB	43	Auburn	1	1999	7	0
McNeal, Bryant	DE	98	Clemson	1	2004	0	0
McNeill, Rod	RB	22	Southern California	1	1976	11	0
McRae, Charles	G/T	70	Tennessee	5	1991-95	71	38
Means, Steven	DE	96	Buffalo	2	2013-14	11	0
Medlin, Dan	G	68	North Carolina State	2	1977-78	28	22
Melvin, Rashaan	CB	28	Northern Illinois	2	2013-14	0	0
Meredith, Jamon	T	79	South Carolina	2	2012-13	30	20
Mickens, Mike	CB	30	Cincinnati	1	2009	0	0
Middleton, Frank	G	73	Arizona	4	1997-00	63	50
Middleton, Terdell	RB	45, 43, 44	Memphis	2	1982-83	9	0
Mihlhauser, Nick	C	66	Washington State	1	2006	0	0
Milanovich, Scott	QB	13	Maryland	4	1996-99	1	0
Miller, Roy	DT	90, 93	Texas	4	2009-12	62	34
Miller, Solomon	WR	83	Utah State	1	1987	8	0
Mincy, Charles	S	22	Washington	3	1996-98	34	25
Minnis, Marvin	WR	13	Florida State	1	2003	0	0
Mitchell, Aaron	CB	45	UNLV	1	1981	14	0
Mitchell, Alvin	FB	41	Auburn	1	1989	5	0
Mix, Bryant	DE/DT	96	Alcorn State	1	1998	0	0
Mohr, Chris	P	5	Alabama	1	1989	16	0
Moore, Bob	TE	86	Stanford	2	1976-77	15	12
Moore, Dave	TE/FB	83, 86	Pittsburgh	13	1992-01; 04-06	190	96
Moore, Dre	DT	92, 95	Maryland	1	2009	7	0
Moore, Kyle	DE/DT	94	Southern California	2	2009-10	15	7
Moore, Manfred	RB	44	Southern California	1	1976	10	0
Moore, Maulty	DT	65	Bethune-Cookman	1	1976	5	1
Morgan, Aaron	DE	98	Louisiana-Monroe	1	2012	11	0
Morgan, Karl	DT	67	UCLA	3	1984-86	41	0
Moritz, Brett	G/C	67	Nebraska	1	1978	6	0
Morris, Thomas	CB	24	Michigan State	2	1982-83	20	0
Morton, Michael	RB	20, 1	UNLV	3	1982-84	41	0
Moser, Rick	RB	35	Rhode Island	1	1982	1	0
Moss, Winston	LB	57, 58	Miami (FL)	4	1987-90	60	52
Mucker, Larry	WR	87	Arizona State	4	1977-80	53	11
Murphy, Frank	WR	87, 15	Kansas State	3	2000-01; 04	15	0

Murphy, Kevin	LB	59	Oklahoma	6	1986-91	88	53
<b>Murphy, Louis</b>	<b>WR</b>	<b>18</b>	<b>Florida</b>	<b>1</b>	<b>2014-</b>	<b>11</b>	<b>3</b>
Murphy, Shawn	G	74	Utah State	1	2009	1	0
Murphy, Yo	WR	88	Idaho	1	1999	7	0
Murray, Eddie	PK	3	Tulane	1	1992	7	0
<b>Murray, Patrick</b>	<b>K</b>	<b>7</b>	<b>Fordham</b>	<b>1</b>	<b>2014-</b>	<b>16</b>	<b>0</b>
<b>Myers, Brandon</b>	<b>TE</b>	<b>82</b>	<b>Iowa</b>	<b>1</b>	<b>2014-</b>	<b>14</b>	<b>7</b>

## N

Nafziger, Dana	LB/TE	51, 83	Cal Poly SLO	6	1977-82*	68	13
Najarian, Pete	LB	57, 58	Minnesota	2	1988-89	13	0
Neal, Lorenzo	FB	41	Fresno State	1	1998	16	1
Nece, Ryan	LB	56	UCLA	6	2002-07	85	35
Nelson, Bob	DT	71	Miami	1	1986	16	11
Neuheisel, Rick	QB	7	UCLA	1	1987	0	0
Newton, Tim	DT	96	Florida	2	1990-91	30	21
Nichols, Gerald	DT	77	Florida State	1	1991	16	5
Nicholson, Donte	S	28, 30	Oklahoma	4	2005-08	16	0
Nickerson, Hardy	LB	56	California	7	1993-99	104	104
Nicks, Carl	G	77	Nebraska	2	2012-13	9	9
Noble, Danny	TE	86	Toledo	2	2012-13	4	0
Novak, Jack	TE	80	Wisconsin	2	1976-77	20	4
Nugent, Mike	K	4	Ohio State	1	2009	4	0
Nunn, Terrence	WR	83	Nebraska	1	2009	0	0

## O

Oben, Roman	T	72	Louisville	2	2002-03	31	29
Obradovich, Jim	TE	86	Southern California	6	1978-83	89	23
Odom, Jason	T	70	Florida	5	1996-00*	46	41
O'Donoghue, Neil	PK	6	Auburn	2	1978-79	31	0
O'Dwyer, Matt	G	72	Northwestern	1	2004	4	0
Ogletree, Kevin	WR	85	Virginia	1	2013	4	1
O'Hara, Pat	QB	4	Southern California	1	1991	0	0
Okam, Frank	DT	98	Texas	2	2010-11	12	6
Olajubutu, Sam	LB	43	Arkansas	1	2007*	0	0
Oliver, Frank	DB	42	Kentucky State	1	1976	4	0
Oliver, Maurice	LB	55	Southern Mississippi	1	1991	3	0
<b>Omameh, Patrick</b>	<b>G</b>	<b>66</b>	<b>Michigan</b>	<b>2</b>	<b>2013-</b>	<b>16</b>	<b>16</b>
Orlovsky, Dan	QB	6	Connecticut	2	2012-13	3	0
O'Steen, Dwayne	CB	44	San Jose State	2	1982-83	3	0
Overbay, Nathan	TE	84	Eastern Washington	1	2010	0	0
Owens, James	RB	26	UCLA	4	1981-84	40	12
Owens, Morris	WR	85	Arizona State	4	1976-79	58	47
Owusu, Chris	WR	80	Stanford	3	2012-14	17	4

## P

Packer, Walter	RB	30	Mississippi State	1	1977	1	0
Pagac, Fred	TE	82	Ohio State	1	1976	14	3
Page, Eric	WR	17	Toledo	1	2013	16	1
Palmer, Mitch	LB/LS	54, 57	Colorado State	2	1998	20	0
<b>Pamphile, Kevin</b>	<b>T</b>	<b>64</b>	<b>Purdue</b>	<b>1</b>	<b>2014-</b>	<b>7</b>	<b>2</b>
Parker, Anthony	CB	27	Arizona State	2	1997-98	26	21
Parker, Jeff	WR	83	Bethune-Cookman	1	1992	3	0
Parker, Preston	WR	87	North Alabama	3	2010-12	27	0
Parks, Jeff	TE	85	Auburn	1	1988	3	1
Parrish, Roscoe	PR/WR	12	Miami	1	2012	13	0
Patton, Solomon	WR	11	Florida	1	2014	7	0
Paul, Markus	S	36	Syracuse	1	1993	1	0
Paulescu, Sam	P	2	Oregon State	1	2009	5	0
Pawlowski, Mike	QB	9	California	1	1992	0	0
Pear, Dave	DT	76	Washington	3	1976-78	43	43
Pearson, Calvin	S	39	Grambling	3	2005-07	46	2
Peebles, Danny	WR	83	North Carolina State	2	1989-90	23	1
Penn, Donald	T	70	Utah State	8	2006-13	112	112
Peoples, George	RB	38	Auburn	2	1984-85	8	0
Perkins, Bruce	RB	32	Arizona State	1	1990	16	3
Peterson, Calvin	LB	58	UCLA	1	1976	4	4
Peterson, Greg	DT	96	North Carolina Central	2	2007-08	12	0
Peterson, Jim	LB	57	San Diego State	1	1976	3	2
Petitgout, Luke	T	77	Notre Dame	1	2007	4	4

Philcox, Todd	QB	15	Syracuse	1	1995	0	0
Phillips, Jermaine	S	23	Georgia	8	2002-09	96	74
Pianalto, Zack	TE	80	North Carolina	1	2011	13	0
Pierson, Pete	T	69	Washington	8	1994-01	100	21
Pierson, Reggie	CB	20	Oklahoma State	1	1976	5	1
Pillow, Frank	WR	80	Tennessee State	3	1988-90	34	2
Pinkney, Cleveland	DT	61	South Carolina	1	2003	4	0
Piscitelli, Sabby	S	21	Oregon State	4	2007-10	45	20
Pittman, Michael	RB	32	Fresno State	6	2002-07	87	51
Pollard, Darryl	CB	31	Weber State	2	1992-93*	16	2
Porter, Rufus	LB	59	Southern	1	1997	11	10
Poteat, Hank	CB	21	Pittsburgh	1	2003	1	0
Powe, Keith	DE	95	UTEP	2	1994	8	0
Powell, Marvin	T	74	Southern California	2	1986-87	9	7
Pressley, Chris	FB	45	Wisconsin	2	2009-10	10	3
Price, Brian	DT	92	UCLA	2	2010-11	20	14
Price, Shawn	DE	92	Pacific	2	1993-94	15	6
Prior, Mike	S	24	Illinois State	1	1985	16	0
Pryor, Lonnie	FB/RB	45	Florida State	1	2013	0	0
Puetz, Gary	G/T	72	Valparaiso	1	1978	10	8
Purvis, Ryan	TE	80, 46	Boston College	2	2009-10	10	2
Pyne, Jim	G	60	Virginia Tech	4	1994-97	42	38

Q

Quarles, Shelton	LB	53	Vanderbilt	10	1997-06	148	113
Quinn, Jeff	QB	15	Nebraska	1	1982	0	0

R

Radford, Bruce	DE/DT	78	Grambling	1	1980	12	0
Rae, Mike	QB	15	Southern California	2	1978-79	11	5
Ragsdale, George	RB	23	North Carolina A&T	4	1976-79*	39	0
<b>Rainey, Bobby</b>	<b>RB</b>	<b>43</b>	<b>Western Kentucky</b>	<b>2</b>	<b>2013-</b>	<b>25</b>	<b>11</b>
Raiola, Dominic	C	59	Wisconsin	1	2010	1	0
Randle, Ervin	LB	54	Baylor	6	1985-90	85	48
Ratliff, Keiwan	CB	37	Florida	1	2007	0	0
Rattay, Tim	QB	13	Louisiana Tech	2	2005-06	4	2
Razzano, Rick	FB	44	Mississippi	1	2005	1	0
Reavis, Dave	T	75	Arkansas	8	1976-83	98	87
Reece, Beasley	S	43	North Texas State	2	1983-84	25	22
Reece, Danny	CB/S	46	Southern California	5	1976-80	72	12
Reed, Nick	DE	53	Oregon	1	2011	3	0
Reese, Booker	DE	66	Bethune-Cookman	3	1982-84	24	7
Reese, Steve	LB	52	Louisville	1	1976	13	10
Reimers, Bruce	G	66	Iowa State	2	1992-93	27	26
Revis, Darrelle	CB	24	Pittsburgh	1	2013	16	16
Reyes, Tutan	T	76	Mississippi	1	2002	0	0
Reynolds, Ricky	CB	29	Washington State	7	1987-93	105	103
Rhett, Errict	RB	32	Florida	4	1994-97	52	31
Rice, Rodney	CB	31	Brigham Young	1	1990	16	1
Rice, Simeon	DE	97	Illinois	6	2001-06	87	87
Richardson, Greg	WR	89	Alabama	1	1988	2	0
Riesenberg, Doug	T	79	California	1	1996	10	10
Risher, Alan	QB	7	LSU	1	1985	16	0
Roberg, Mike	TE	89	Idaho	1	2001	1	0
Roberson, Derrick	CB	29	Rutgers	1	2009	6	0
Roberts, Greg	G	61	Oklahoma	4	1979-82	45	42
Robinson, Damien	S	24	Iowa	4	1997-00	39	32
Robinson, Glenn	DE	64	Oklahoma State	2	1976-77	28	3
Robinson, Greg	G	64	Sacramento State	1	1986	3	0
Robinson, Mark	S	30	Penn State	3	1988-90	40	40
Robinson, Travis	S	28	Auburn	1	2003	4	0
Roby, Reggie	P	1	Iowa	1	1995	16	0
Roder, Mirro	PK	5	None	1	1976	2	0
<b>Rodriguez, Evan</b>	<b>FB</b>	<b>86, 81</b>	<b>Temple</b>	<b>1</b>	<b>2014-</b>	<b>1</b>	<b>0</b>
Rogers, Glenn	CB	21	Memphis	1	1991	5	1
Rogers, Reggie	DE	75	Washington	1	1992	2	0
Roland, Benji	DE	93	Auburn	1	1990	3	1
Roland, Dennis	T	73	Georgia	1	2007	0	0
Rolling, Henry	LB	55	Nevada-Reno	2	1988-89	21	0
Rouse, Wardell	LB	52	Clemson	2	1995-96*	16	1

Royals, Mark	P	3	Appalachian State	8	1990-91,99-01	80	0
Royster, Mazio	RB	33, 31	Southern California	3	1992-94	33	1
Rucker, Conrad	TE	80	Southern	1	1980	2	0
Rudd, Dwayne	LB	57	Alabama	1	2003	16	2
Rudolph, Council	DE	78	Kentucky State	2	1976-77	28	28
Rusk, Reggie	CB	28, 26	Kentucky	2	1996-97	5	0
Russell, J.R.	WR	87	Louisville	1	2005	0	0
Ruud, Barrett	LB	51	Nebraska	6	2005-10	95	71
Ryan, Tim	G/C	64, 46	Notre Dame	3	1991-93	37	1
Ryans, Larry	WR	89	Clemson	1	1996	3	0
Ryczek, Dan	C	51	Virginia	2	1976-77	28	21

## S

Samuels, Tony	TE	80	Bethune-Cookman	1	1980	6	3
Sanders, Gene	DT/G/T	74	Texas A&M	7	1979-85	76	40
Sapp, Warren	DT	99	Miami (FL)	9	1995-03	140	130
Saunders, Cedric	TE	49	Ohio State	1	1995	3	0
Savage, Josh	DE	93	Utah	1	2004	6	0
Schroeder, Bill	WR	11	Wisconsin-LaCrosse	1	2004	7	2
Schumacher, Kurt	G	78	Ohio State	1	1978	4	4
Scott, Todd	S	38	Southwest Louisiana	2	1995-96	3	2
Scott, Trevor	DE	71	Buffalo	1	2013	4	0
Seals, Ray	DE	98	None	5	1989-93	47	28
Sears, Arron	G	78	Tennessee	3	2007-09*	31	31
<b>Seferian-Jenkins, Austin</b>	<b>TE</b>	<b>87</b>	<b>Washington</b>	<b>1</b>	<b>2014-</b>	<b>9</b>	<b>8</b>
Selmon, Dewey	DT/LB	61, 58	Oklahoma	5	1976-80	72	65
Selmon, Lee Roy	DE	63	Oklahoma	10	1976-85*	121	117
Shearin, Joe	G/C	64	Texas	1	1985	10	0
<b>Shepard, Russell</b>	<b>WR</b>	<b>89</b>	<b>LSU</b>	<b>2</b>	<b>2013-</b>	<b>30</b>	<b>0</b>
Shepherd, Edell	WR	86, 3	San Jose State	2	2003-05*	19	0
Shipley, Jordan	WR	12	Texas	1	2012	1	0
Short, Laval	DT	64	Colorado	1	1981	4	0
Shula, Mike	QB	11	Alabama	1	1987	0	0
Shumann, Mike	WR	82	Florida State	1	1980	6	0
<b>Sidbury, Lawrence</b>	<b>DE</b>	<b>77, 91</b>	<b>Richmond</b>	<b>1</b>	<b>2014-</b>	<b>1</b>	<b>0</b>
Sileo, Dan	DT	93	Miami (FL)	1	1987	10	0
Silvan, Nilo	WR	87	Tennessee	1	1996	7	0
Simmonds, Mike	G	62	Indiana State	3	1987-89*	5	5
Simms, Chris	QB	2	Texas	5	2003-07	19	15
<b>Sims, Charles</b>	<b>RB</b>	<b>34</b>	<b>West Virginia</b>	<b>1</b>	<b>2014-</b>	<b>8</b>	<b>0</b>
Sims, Jimmie	LB	55	Southern California	1	1976	2	1
Sims, Ryan	DT	98	North Carolina	4	2007-10	46	19
Singleton, Alshermund	LB	51	Temple	6	1997-02	87	15
Skow, Jim	DE	71	Nebraska	1	1990	12	10
Smart, Ian	RB	36	C.W. Post	1	2004	4	0
Smith, Alex	TE	81	Stanford	4	2005-08	58	43
Smith, Barry	WR	88	Florida State	1	1976	13	1
Smith, Clifton	RB	22	Fresno State	2	2008-09	20	0
Smith, Corey	DE	98	North Carolina State	3	2002-04	11	0
Smith, Don	RB/WR	47	Mississippi State	3	1987-89*	21	3
Smith, Dwight	CB/S	26	Akron	4	2001-04	63	34
<b>Smith, Evan</b>	<b>C</b>	<b>62</b>	<b>Idaho State</b>	<b>1</b>	<b>2014-</b>	<b>15</b>	<b>15</b>
Smith, Herman	DE	91	Portland State	2	1995-96	8	0
<b>Smith, Jacquies</b>	<b>DE</b>	<b>56</b>	<b>Missouri</b>	<b>1</b>	<b>2014-</b>	<b>15</b>	<b>7</b>
Smith, Jeff	RB	35	Nebraska	2	1987-88	28	11
Smith, Johnny Ray	CB	22	Lamar	3	1981-83*	25	2
Smith, Justin	LB	59	Indiana	1	2003	2	0
Smith, Michael	RB	34	Utah State	2	2012-13*	1	0
Smith, Sean	DE	92	Grambling	1	1989	3	1
Smith, Shevin	S	29, 30	Florida State	2	1998-99	19	0
Snell, Ray	G	72	Wisconsin	4	1980-83	45	35
Solomon, Jesse	LB	55, 54	Florida State	1	1991	13	12
Solomon, Scott	DE	60	Rice	2	2013-14	6	0
Solwold, Mike	LS	45	Wisconsin	1	2002	4	0
Sowell, Jerald	FB	33	Tulane	1	2006	11	0
Spek, Jeff	TE	88	San Diego State	1	1986	2	0
<b>Spence, Akeem</b>	<b>DT</b>	<b>97</b>	<b>Illinois</b>	<b>2</b>	<b>2013-</b>	<b>32</b>	<b>19</b>
Spence, Blake	TE	84	Oregon	1	2000	3	0
Spires, Greg	DE	94	Florida State	6	2002-07	89	87



Spradlin, Danny	LB	55	Tennessee	2	1983-84	31	2
Springs, Ron	RB	20	Ohio State	2	1985-86	24	8
Spurlock, Micheal	WR	81, 17	Mississippi	4	2007; 09-11	37	1
Spurrier, Steve	QB	11	Florida	1	1976	14	12
Stalls, Dave	DE	65	Northern Colorado	4	1980-83	46	19
Stamps, Sylvester	RB/KR	24	Jackson State	1	1989	10	1
Stargell, Tony	CB	45	Tennessee State	2	1994-95	24	8
Starring, Stephen	WR	81	McNeese State	1	1988	6	0
Staten, Robert	FB	33	Jackson State	1	1996	6	0
Stecker, Aaron	RB	22, 27	Western Illinois	4	2000-03	55	2
Stensrud, Mike	DT	94	Iowa State	1	1987	12	12
Stephens, Darnell	LB	54	Clemson	2	1995-96	14	0
Stephens, Travis	RB	36	Tennessee	1	2002	1	0
Steussie, Todd	T	75	California	2	2004-05	31	5
Stevens, Jerramy	TE	86	Washington	4	2007-10	50	15
Stinchcomb, Matt	G	78	Georgia	2	2004-05*	16	16
<b>Stocker, Luke</b>	<b>TE</b>	<b>88</b>	<b>Tennessee</b>	<b>4</b>	<b>2011-</b>	<b>45</b>	<b>28</b>
Stone, Ken	S	28	Vanderbilt	1	1976	14	14
Storer, Byron	FB	44	California	3	2007-09*	15	6
Stovall, Maurice	WR	85	Notre Dame	5	2006-10	56	11
Strait, Derrick	CB	31	Oklahoma	1	2006	0	0
Stroughter, Sammie	WR	18	Oregon State	4	2009	27	4
Stryzinski, Dan	P	4	Indiana	3	1992-94	48	0
Studaway, Mark	DE	71	Tennessee	1	1985	6	0
Sullivan, Mike	C/G	67	Miami (FL)	4	1992-95	48	4
Sully, Ivory	S	44	Delaware	2	1985-86	32	27
Swayne, Harry	DE/T	70	Rutgers	4	1987-90	44	3
Swider, Larry	P	9, 5	Pittsburgh	2	1977, 1981-82	22	0
Swoope, Craig	S	41	Illinois	2	1986-87	16	11

## T

Talib, Aqib	CB	25	Kansas	5	2008-12	58	45
<b>Tandy, Keith</b>	<b>DB</b>	<b>37</b>	<b>West Virginia</b>	<b>3</b>	<b>2012-</b>	<b>40</b>	<b>5</b>
Tate, Lars	RB	34	Georgia	2	1988-89	30	19
Tate, Willy	TE	82	Oregon	1	1996	13	0
Taylor, Gene	WR	85	Fresno State	2	1987-88	11	0
Taylor, Jay	K	6	West Virginia	1	2004	5	0
Taylor, Rob	T	72	Northwestern	8	1986-93	110	91
Te'o-Nesheim, Daniel	DE	50	Washington	3	2011-13	33	26
Terry, Jeb	G	77	North Carolina	3	2004-06	30	1
Testaverde, Vinny	QB	14	Miami (FL)	6	1987-92	76	72
Thigpen, Marcus	WR	19	Indiana	1	2014	4	0
Thomas, Broderick	LB	51	Nebraska	5	1989-93	80	55
Thomas, Ed	TE	86	Houston	2	1990-91	13	0
Thomas, George	WR	87	UNLV	1	1992	5	1
Thomas, Kelly	T	70	Southern California	2	1983-84	24	15
Thomas, Kevin	C	64	Arizona State	1	1988	10	0
Thomas, Lamar	WR	87	Miami (FL)	3	1993-95	36	2
Thomas, Norris	CB	41	Southern Mississippi	5	1980-84	66	25
Thomas, Robb	WR	84	Oregon State	3	1996-98	35	9
Thomas, Zach	WR	84	South Carolina State	1	1984	2	0
Thompson, Jack	QB	14	Washington State	2	1983-84	18	16
Thompson, LeRoy	RB	34	Penn State	1	1996	5	0
Thompson, Robert	LB	56, 59	Michigan	2	1983-84	19	2
Tiggle, Calvin	LB	58	Georgia Tech	2	1991-92	24	4
Tomberlin, Pat	G	68	Florida State	1	1993	2	0
Toomay, Pat	DE	66	Vanderbilt	1	1976	14	14
Tripoli, Paul	S	24	Alabama	1	1987	13	4
Trotter, Jeremiah	LB	50	Stephen F. Austin	1	2007	3	1
Troupe, Ben	TE	83	Florida	1	2008	2	0
Trueblood, Jeremy	T	65	Boston College	7	2006-12	99	84
Tupa, Tom	P	9	Ohio State	2	2002-03	32	0
Turk, Dan	G/C	50	Wisconsin	2	1987-88	25	13
Turner, Vernon	RB/KR	45, 30	Carson-Newman	2	1993-94	13	1
Tuttle, Perry	WR	81	Clemson	1	1984	3	0
Tyler, Andre	WR	81	Stanford	2	1982-83	14	0

			U					
<b>Uko, George</b>	<b>DT</b>	<b>58, 95</b>	<b>USC</b>		<b>1</b>	<b>2014-</b>	<b>1</b>	<b>0</b>
Underwood, Tiquan	WR	11	Rutgers		2	2012-13	27	10
Unutoa, Morris	C/LS	68	Brigham Young		3	1999-00, 02	30	0
Upshaw, Regan	DE	91, 73	California		3	1996-99	48	47
Urrutia, Mario	WR	19, 89	Louisville		1	2009	0	0

			V					
Vance, Eric	S	33	Vanderbilt		4	1998-01	33	1
<b>Verner, Alterraun</b>	<b>CB</b>	<b>21</b>	<b>UCLA</b>		<b>1</b>	<b>2014-</b>	<b>14</b>	<b>14</b>
Verser, David	WR	84	Kansas		1	1985	1	0
Vincent, Keydrick	G	66	Mississippi		1	2010	5	5
Vlasic, Mark	QB	13	Iowa		1	1993	0	0

			W				
--	--	--	---	--	--	--	--

Waddell, Charles	TE	82	North Carolina		1	1977	0	0
Wade, John	C	76	Marshall		5	2003-07	72	72
Walker, Jackie	LB/TE	56, 85	Jackson State		4	1986-89	57	9
Walker, Kenyatta	T	67	Florida		6	2001-06	75	73
Walker, Kevin	CB	37	East Carolina		2	1986-87	7	3
Walker, Marquise	WR	82	Michigan		1	2002	0	0
Wallace, Cody	C/G	74	Texas A&M		1	2012	8	0
Walsh, Steve	QB	4	Miami (FL)		2	1997-98	17	0
Wansley, Tim	CB	31	Georgia		2	2002-03	13	6
Ward, Derrick	RB	28	Ottawa (KS)		1	2009	14	1
Ward, John	G-C	73	Oklahoma State		1	1976	4	3
Ware, D.J.	RB	28	Georgia		1	2012	16	1
Warnke, Dave	PK	2	Augsburg		1	1983	1	0
Warner, Ron	DE	95	Kansas		2	2002-03	8	0
Warren, Paris	WR	82	Utah		3	2005-06*	8	0
Washington, Chris	LB	51	Iowa State		5	1984-88	76	52
Washington, Mike	CB	40	Alabama		9	1976-84	100	97
Washington, Todd	C/G	75, 77	Virginia Tech		5	1998-02	51	3
Watson, Dekoda	LB	56	Florida State		4	2010-13	60	6
Watson, Derek	RB	22	South Carolina State		1	2005	0	0
Weatherspoon, Chuck	RB	37	Houston		1	1991	4	0
Webber, Raymond	WR	86	Arkansas-Pine Bluff		1	2011*	0	0
Webster, Nate	LB	52	Miami (FL)		4	2000-03	63	6
Weldon, Casey	QB	11	Florida State		4	1993-96	24	0
Wender, Jack	RB	38	Fresno State		1	1977	2	0
Weston, Rhondy	DE	77	Florida		1	1989	12	2
Wheeler, Mark	DT	77	Texas A&M		4	1992-95	55	46
Whitaker, Ronyell	CB	29	Virginia Tech		1	2003	4	1
White, Brad	DT	90	Tennessee		3	1981-83	41	0
White, Charlie	RB	28	Bethune-Cookman		1	1978	7	1
White, Dewayne	DE	90	Louisville		4	2003-06	60	13
White, Stylez G.	DE	91	Minnesota		4	2007-10	63	23
White, Jamel	RB	22	South Dakota		1	2004	7	0
White, Jeris	CB	45	Hawaii		3	1977-79	46	46
White, Markus	DE	92	Florida State		1	2012	3	0
White, Robb	DE/DT	91	South Dakota		1	1990	7	1
White, Steve	DE	94	Tennessee		6	1996-01	79	15
Whittle, Jason	G	65	Southwest Missouri State		1	2003	16	5
Wilcox, Daniel	TE	41	Appalachian State		2	2002-03	2	0
Wilder, James	RB	32	Missouri		9	1981-89	113	102
Wilkerson, Jimmy	DE/DT	97	Oklahoma		2	2008-09	31	16
Williams, Carnell	RB	24	Auburn		6	2005-10	70	57
Williams, David	WR	80	Illinois		1	1986	15	0
Williams, D.J.	TE	85	Arkansas		1	2014	0	0
Williams, Doug	QB	12	Grambling		5	1978-82	67	67
Williams, Ed	FB	43	Langston		2	1976-77	26	15
<b>Williams, Jason</b>	<b>LB</b>	<b>52</b>	<b>Western Illinois</b>		<b>1</b>	<b>2014-</b>	<b>3</b>	<b>0</b>
Williams, Jimmy	LB	54	Nebraska		2	1992-93	27	24
Williams, Karl	WR	86	Texas A&M-Kingsville		8	1996-03	115	22
Williams, Mark	LB	58	Ohio State		1	1996	0	0
Williams, Mike	WR	19	Syracuse		1	2010-13	54	52
Williams, Roland	TE	81	Syracuse		1	2003	1	0
Williams, T.J.	TE	45	North Carolina State		1	2006*	0	0
Willis, Ken	PK	1	Kentucky		1	1992	9	0
Wilson, Bernard	DT	96	Tennessee State		2	1993-94	14	2

Wilson, Charles	WR	84	Memphis	3	1992-94	31	8
Wilson, C.J.	CB	41	North Carolina State	1	2014-	2	0
Wilson, E.J.	DE	78	North Carolina	1	2011-*	0	0
Wilson, Jerry	CB	24	Southern	1	1995*	0	0
Wilson, Karl	DE	91	LSU	1	1994	14	2
Wilson, Reinard	DE	95	Florida State	1	2003	0	0
Wilson, Robert	FB	20	Texas A&M	1	1991	16	15
Wilson, Rod	LB	56	South Carolina	2	2008-09	8	0
Wilson, Steve	C/T/G	50, 79	Georgia	10	1976-85	126	104
Winans, Jeff	T/G	62	Southern California	2	1977-78	12	12
Winborn, Jamie	LB	50	Vanderbilt	1	2006	14	0
Winfrey, Stan	RB	36	Arkansas State	1	1977	2	0
Winslow, Kellen	TE	82	Miami (FL)	2	2009-11	48	40
Witte, Mark	TE	85, 93	North Texas State	3	1983-85	48	2
Wonsley, Nathan	RB	46	Mississippi	1	1986	10	2
Wood, Richard	LB	54	Southern California	9	1976-84	132	89
Woods, Al	DT	95	LSU	1	2010	9	0
Woods, Rick	S	20	Boise State	1	1987	5	5
Word, Roscoe	CB	24	Jackson State	1	1976	3	2
Workman, Vince	RB	46	Ohio State	2	1993-94	31	19
Worthington, Doug	DT	79	Ohio State	1	2010	0	0
Wright, Charles	CB	21	Tulsa	1	1988	2	0
Wright, Eric	CB	21	UNLV	1	2012	10	10
Wright, Keith	DT	68	Missouri	2	2004-05	0	0
Wright, Major	S	31	Florida	1	2014	12	7
Wright, Tim	TE	81	Rutgers	1	2013	16	8
Wunsch, Jerry	T	71	Wisconsin	5	1997-02	80	46
Wyatt, Willie	DT	66	Alabama	1	1990	7	3
Wyms, Ellis	DT/DE	96	Mississippi State	6	2001-06	66	9
Wynn, Milton	WR	88	Washington State	1	2001	1	0
Y							
Yarno, George	G/C/T	68,69,66	Washington State	8	1979-83; 85-87	109	65
Yepremian, Garo	PK	1	None	2	1980-81	19	0
Yoder, Todd	TE	80	Vanderbilt	4	2000-03	57	2
Young, Floyd	CB	31	Texas A&M-Kingsville	4	1997-00	36	1
Young, Randy	T	70	Iowa State	1	1976	9	0
Young, Steve	T	71	Colorado	1	1976	11	11
Young, Steve	QB	8	Brigham Young	2	1985-86	19	19
Yount, Christian	LS	46	UCLA	1	2011	7	0
Z							
Zeier, Eric	QB	15	Georgia	2	1999-00	5	1
Zemaitis, Alan	CB	29	Penn State	1	2006	0	0
Zuttah, Jeremy	OL	76	Rutgers	7	2008-13	90	76

\* Spent one full season on injured reserve or similar reserve list. Seasons on injured reserve are included in total number of seasons.

@ All the numbers worn by a player during a game played are listed. The first number listed is the primary or most often worn number. Where no number is primary, the first number worn is listed.

^ Was not on active roster during the regular season, but was on the active roster for at least one playoff game

The following were members of the 1987 replacement team fielded during the NFLPA players strike. Games played and started are listed in parentheses. The totals of Ray Criswell, Brian Gant, Charles Gladman, Steve Holloway, Paul Tripoli and Kevin Walker, who were on the roster subsequent to the strike, and Dwayne Dixon, who previously played with the Bucs in 1984, are listed on the main roster: RB Greg Boone (2,0); OG Rufus Brown (2,0); WR Steve Carter (3,1); DE Walter Carter (2,1); DE Mike Clark (3,3); DB Torin Clark (2,0); DB Ivory Curry (3,2); DB Jeff George (2,1); DE Roy Harris (3,2); OT Dave Heffernan (2,0); QB Mike Hold (2,0); OG Jim Huddleston (1,1); OG John Hunt (1,0); WR David Jackson (1,0); LB Cam Jacobs (3,0); T David Johnson (0,0); OG David Jordan (3,3); DB Tim King (3,0); RB Dan Land (3,2); LB Fred McCallister (3,3); TE Jeff Modestitt (1,0); LB Sankar Montoute (3,3); NT Fred Nordgren (3,3); OG Paul O'Connor (2,2); DB Lee Paige (3,0); LB Leon Pennington (3,0); C Chuck Pitcock (2,2); OG Donald Pumphrey (3,3); DB Marcus Quinn (3,3); DE James Ramey (3,0); QB John Reaves (2,2); RB Harold Ricks (3,1); DE Charles Riggins (3,0); WR Stanley Shakespeare (1,0); OT Reggie Smith (3,3); WR Eric Streater (3,3); PK Van Tiffin (3,0); LB Pat Teague (1,1); RB Derrick Thomas (1,0); DE Calvin Turner (3,0); LB Miles Turpin (3,2); WR Herkie Walls (2,2); TE Arthur Wells (2,0); FB Adrian Wright (3,3); QB Jim Zorn (1,1).

# ALL-TIME DRAFT

## Buccaneers in the First Round (overall pick)

1976	DE Lee Roy Selmon, Oklahoma (1)
1977	RB Ricky Bell, USC (1)
1978	QB Doug Williams, Grambling (17)
1979	None
1980	G Ray Snell, Wisconsin (22)
1981	LB Hugh Green, Pittsburgh (7)
1982	G Sean Farrell, Penn State (17)
1983	None
1984	None
1985	DE Ron Holmes, Washington (8)
1986	RB Bo Jackson, Auburn (1)
	CB Rod Jones, SMU (25)
1987	QB Vinny Testaverde, Miami (1)
1988	T Paul Gruber, Wisconsin (4)
1989	LB Broderick Thomas, Nebraska (6)
1990	LB Keith McCants, Alabama (4)
1991	T Charles McRae, Tennessee (7)
1992	None
1993	DE Eric Curry, Alabama (6)
1994	QB Trent Dilfer, Fresno State (6)
1995	DT Warren Sapp, Miami (12)
	LB Derrick Brooks, Florida State (28)
1996	DE Regan Upshaw, California (12)
	DT Marcus Jones, North Carolina (22)
1997	RB Warrick Dunn, Florida State (12)
	WR Reidel Anthony, Florida (16)
1998	None

1999	DT Anthony McFarland, LSU (15)
2000	None
2001	T Kennyatta Walker, Florida (14)
2002	None
2003	None
2004	WR Michael Clayton, LSU (15)
2005	RB Carnell Williams, Auburn (5)
2006	G/T Davin Joseph, Oklahoma (23)
2007	DE Gaines Adams, Clemson (4)
2008	CB Aqib Talib, Kansas (20)
2009	QB Josh Freeman, Kansas State (17)
2010	DT Gerald McCoy, Oklahoma (3)
2011	DE Adrian Clayborn, Iowa (20)
2012	S Mark Barron, Alabama (7)
	RB Doug Martin, Boise State (31)
2013	None
2014	WR Mike Evans, Texas A&M (7)
2015	QB Jameis Winston, Florida State (1)

## First Round Draftees by Position

Position	No.
Defensive Linemen	10
Offensive Linemen	6
Quarterbacks	5
Running Backs	5
Linebackers	4
Wide Receivers	3
Defensive Backs	3

**FIRST-ROUND TRADE NOTES...** **1978:** Tampa Bay traded first overall pick to Houston for TE Jimmie Giles, Houston's first (17th overall) and second-round picks in '78 and third and fifth-round picks in '79. Tampa Bay selected QB Doug Williams; **1979:** Tampa Bay traded first-round pick (4th overall) to Chicago for DE Wally Chambers; **1983:** Tampa Bay traded 1983 first-round pick (18th overall) in 1982 to Chicago for 1982 second-round pick, used to select DE Booker Reese; **1984:** Tampa Bay traded 1984 first-round pick (1st overall) to Cincinnati in 1983 for QB Jack Thompson; **1986:** Tampa Bay acquired Miami's first-round pick (25th overall) for LB Hugh Green and selected CB Rod Jones; **1992:** Tampa Bay traded 1992 first-round pick (2nd overall) to Indianapolis in 1991 for QB Chris Chandler; **1995:** Tampa Bay traded first (7th overall) and third-round picks to Philadelphia for first (12th overall) and two second-round picks. Tampa Bay then traded two second-round picks to Dallas for first-round pick (28th overall). Tampa Bay selected DT Warren Sapp and LB Derrick Brooks; **1996:** Tampa Bay traded QB Craig Erickson to Indianapolis for first-round pick (22nd overall). Tampa Bay selected DT Marcus Jones; **1997:** Tampa Bay traded 1996 second-round pick to San Diego for 1997 first-round pick (16th overall). Tampa Bay traded first (8th overall) and fourth-round picks to N.Y. Jets for first-round pick (sixth overall), then traded that pick to Seattle for first (12th overall) and third-round picks. Tampa Bay selected RB Warrick Dunn and WR Reidel Anthony; **1998:** Tampa Bay traded first-round pick (23rd overall) to Oakland for two second-round picks. Tampa Bay traded 1998 second-round pick to San Diego for first-round pick in 2000; **2000:** Tampa Bay traded two first-round picks (13th, 27th overall) to N.Y. Jets for WR Keyshawn Johnson; **2001:** Tampa Bay traded its first-round (21st overall) and second-round (51st overall) picks to Buffalo for first-round pick (14th overall). Tampa Bay selected T Kennyatta Walker; **2002:** Tampa Bay traded its first-round picks in 2002 (21st overall) and 2003, and its second-round pick in 2002 (53rd overall) and its second-round pick in 2004, to Oakland to obtain rights to head coach Jon Gruden; **2009:** Tampa Bay traded its first-round pick (19th overall) and sixth-round pick (191st overall) to Cleveland for first-round pick (17th overall). Tampa Bay selected QB Josh Freeman; **2012:** Tampa Bay traded its first-round pick (5th overall) to Jacksonville for the Jaguars' first- (7th overall) and fourth-round (101st overall). Tampa Bay selected S Mark Barron. Tampa later traded that fourth-round pick (101st overall) and its second-round pick (36th overall) to Denver for first-round (31st overall) and fourth-round (126th overall) selections. The Buccaneers used the No. 31 pick on RB Doug Martin. **2013:** Tampa Bay traded its first-round pick (13th overall) to N.Y. Jets for CB Darrelle Revis.

# YEAR-BY-YEAR NFL DRAFT SELECTIONS

## 1976 (DRAFTED #1)

- 1 DE Lee Roy Selmon, Oklahoma
- 2a RB Jimmy DuBose, Florida
- 2b traded to San Francisco for QB Steve Spurrier
- 2c DT/LB Dewey Selmon, Oklahoma
- 3a T Steve Young, Colorado
- 3b traded to Baltimore for CB Mike Washington
- 3c LB Steve Maughan, Utah St.
- 4a traded to L.A. Rams for LB Jim Peterson
- 4b WR Richard Appleby, Georgia
- 4c G Everett Little, Houston
- 5a DB Mishael Nelson, W. Texas St.
- 5b T Steve Wilson, Georgia
- 5c traded to L.A. Rams (see pick 4a)
- 6 DB Curtis Jordan, Texas Tech
- 7 QB Parnell Dickinson, Mississippi Valley St.
- 8 traded to N.Y. Jets for LB Steve Reese
- 9 G Bruce Welch, Texas A&M
- 10 LB Sid Smith, BYU
- 11 DB Melvin Washington, Colorado St.
- 12 RB George Ragsdale, North Carolina A&T
- 13 TE Brad Jenkins, Nebraska
- 14 KR/WR Carl Roaches, Texas A&M
- 15 DT Bob Dzierzak, Utah St.
- 16 LB Tom West, Tennessee
- 17 QB Jack Berry, Washington & Lee

## 1977 (DRAFTED #1)

- 1 RB Ricky Bell, USC
- 2 LB David Lewis, USC
- 3 DE Charley Hannah, Alabama
- 4 traded to Cincinnati in 1976 for RB Charlie Davis
- 5 traded to Miami for LB Ray Nettles
- 6a traded to Chicago for QB Gary Huff
- 6b traded to Chicago (see pick 6a)
- 7 traded to N.Y. Jets in 1976 for LB Richard Wood
- 8 QB Randy Hedberg, Minot St.
- 9a LB Byron Hemingway, Boston College
- 9b WR Larry Mucker, Arizona St.
- 10a FB Robert Morgan, Florida
- 10b LB Aaron Ball, Cal St.-Fullerton
- 11 DB Chuck Rodgers, North Dakota St.
- 12 WR Chip Sheffield, Lenoir Rhyne

## 1978 (DRAFTED #1)

- 1 QB Doug Williams, Grambling
- 2a RB Johnny Davis, Alabama
- 2b G Brett Moritz, Nebraska
- 3 traded to Oakland in 1977 for G Dan Medlin
- 4 traded to Oakland in 1977 for T Jeff Winans
- 5 traded to Miami in 1977 for CB Jeris White
- 6a traded to Oakland in 1977 for LB Rik Bonness
- 6b WR Elijah Marshall, North Carolina St.
- 7 traded to Atlanta in 1977 for PK Allan Leavitt
- 8 LB John McGriff, Miami
- 9 WR Willie Taylor, Pittsburgh
- 10a LB Aaron Brown, Ohio St.
- 10b traded to Pittsburgh for DT Ernie Holmes
- 11 traded to Pittsburgh (see pick 10b)
- 12 RB Kevin McLee, Georgia

## 1979 (DRAFTED #4)

- 1 traded to Chicago in 1978 for DE Wally Chambers
- 2a G Greg Roberts, Oklahoma
- 2b WR Gordon Jones, Pittsburgh
- 3a RB Jerry Eckwood, Arkansas
- 3b awarded to Miami as compensation for DL Randy Crowder
- 3c DE Reggie Lewis, N. Texas St.
- 3d RB Rick Barnes, Nebraska
- 4 traded to Detroit in 1978 for T Rockne Freitas
- 5a traded to Seattle
- 5b QB Chuck Fusina, Penn St.
- 6 traded to Oakland in 1977 for LB Rik Bonness
- 7 traded to Washington for WR Frank Grant
- 8a traded to N.Y. Jets for for C/G Darrell Austin
- 8b DT Eugene Sanders, Texas A&M
- 9 WR Henry Vereen, UNLV
- 10 traded to San Francisco in 1978 for TE Jim Obradovich
- 11 TE Bob Rippentrop, Fresno St.
- 12 DT David Logan, Pittsburgh

## 1980 (DRAFTED ALTERNATELY #22-21-20-19-18)

- 1 G Ray Snell, Wisconsin
- 2 WR Kevin House, Southern Illinois
- 3 LB Scot Brantley, Florida
- 4a traded to San Diego in 1978 for G Booker Brown
- 4b CB Larry Flowers, Texas Tech
- 5 traded to Oakland in 1978 for QB Mike Rae
- 6 traded to Cincinnati in 1979 for RB Anthony Davis
- 7 C Jim Leonard, Santa Clara
- 8 S Derrick Goddard, Drake
- 9 WR Gerald Carter, Texas A&M
- 10a LB Andy Hawkins, Texas A&I
- 10b RB Brett Davis, UNLV
- 11 DT Terry Jones, Central St. (OK)
- 12 CB Gene Coleman, Miami

## 1981 (DRAFTED ALTERNATELY #7-6)

- 1 LB Hugh Green, Pittsburgh
- 2 RB James Wilder, Missouri
- 3 traded to L.A. Rams in 1978 for G Greg Horton
- 4 CB John Holt, West Texas St.
- 5 traded to Oakland in 1978 for QB Mike Rae
- 6 traded to New Orleans in 1979 for P Tom Blanchard
- 7 traded to Dallas in 1980 for DE Dave Stalls
- 8 T Denver Johnson, Tulsa
- 9 QB Mike Ford, SMU
- 10 DE Ken McCune, Texas
- 11 CB Johnny Ray Smith, Lamar
- 12 DT Brad White, Tennessee

## 1982 (DRAFTED ALTERNATELY #17-16-18)

- 1 G Sean Farrell, Penn St.
- 2 DE Booker Reese, Bethune-Cookman
- 2b traded to Miami in 1980 for RB Gary Davis and DB Norris Thomas
- 3a TE Jerry Bell, Arizona St.
- 3b DE John Cannon, William & Mary
- 4a traded to Dallas in 1980 for DE Dave Stalls
- 4b RB Dave Barrett, Houston
- 5 LB Jeff Davis, Clemson
- 6 WR Andre Tyler, Stanford
- 7 S Tom Morris, Michigan St.
- 8 LB Kal Atkins, Illinois
- 9 QB Robert Lane, NE Louisiana
- 10 traded to San Francisco in 1981 for DT Ted Vincent
- 11 traded to Dallas in 1981 for CB Aaron Mitchell
- 12 RB/KR Michael Morton, UNLV

## 1983 (DRAFTED ALTERNATELY #18-17-16-15-19)

- 1 traded to Chicago in 1982 for 1982 second-round pick
- 2 C Randy Grimes, Baylor
- 3 CB Jeremiah Castille, Alabama
- 4 T Kelly Thomas, USC
- 5 NT Tony Chickillo, Miami
- 6a TE Gene Branton, Texas Southern
- 6b T Ken Kaplan, New Hampshire
- 7 RB Weldon Ledbetter, Oklahoma
- 8 LB John Samuelson, Azusa Pacific
- 9 DE Hassan Arbubakr, Texas Tech
- 10 WR Darius Durham, San Diego St.
- 11 TE Mark Witte, North Texas St.
- 12 NT John Higginbotham, NE Oklahoma

## 1984 (DRAFTED #1)

- 1 traded to Cincinnati in 1983 for QB Jack Thompson
- 2 LB Keith Browner, USC
- 3 CB Fred Acorn, Texas
- 4a traded to San Francisco in 1983 for 1983 sixth round pick
- 4b traded to Denver in for QB Steve DeBerg
- 4c RB Michael Gunter, Tulsa
- 4d T Ron Heller, Penn St.
- 5 traded to Dallas in 1983 for LB Danny Spradlin
- 6 LB Chris Washington, Iowa St.
- 7 TE Jay Carroll, Minnesota
- 8 DE Fred Robinson, Miami
- 9 G Rick Mallory, Washington
- 10 PK Jim Gallery, Minnesota
- 11 QB Blair Kiel, Notre Dame
- 12 WR Thad Jemison, Ohio St.

## 1985 (DRAFTED #8)

- 1 DE Ron Holmes, Washington
- 2 traded to Denver in 1984 for QB Steve DeBerg
- 3 LB Ervin Randle, Baylor
- 4 S Mike Heaven, Illinois
- 5 traded to N.Y. Jets in 1984 for RB Scott Dierking
- 6 traded to Cincinnati in 1984 for T Don Swafford
- 7 S Mike Prior, Illinois St.
- 8 WR Phil Freeman, Arizona
- 9 QB Steve Calabria, Colgate
- 10 PK Donald Igwebuike, Clemson
- 11 RB Punkin Williams, Memphis
- 12a S Jim Rockford, Oklahoma
- 12b LB Jim Melka, Wisconsin



**1986 (DRAFTED ALTERNATELY #2-1)\***

- 1a RB Bo Jackson, Auburn
- 1b CB Rod Jones, SMU
- 2a LB Jackie Walker, Jackson St.
- 2b LB Kevin Murphy, Oklahoma
- 3 traded to New Orleans in 1985 for DB Dave Greenwood
- 4 S Craig Swoope, Illinois
- 5 T J.D. Maarlefeld, Maryland
- 6a traded to Denver in 1984 for DE Brison Manor
- 6b S Kevin Walker, East Carolina
- 7 traded to Buffalo in 1984 for WR Perry Tuttle
- 8 traded to L.A. Rams in 1985 for CB Ivory Sully
- 9 P Tommy Barnhardt, North Carolina
- 10 DE Ben Reed, Mississippi
- 11 G Mark Drenth, Purdue
- 12a G Clay Miller, Michigan
- 12b RB Mike Crawford, Arizona St.

\* First-round pick was first overall because Buffalo's pick was traded to Cleveland and utilized in the 1985 supplemental draft.

**1987 (DRAFTED #1)**

- 1 QB Vinny Testaverde, Miami
- 2a CB Ricky Reynolds, Wash. St.
- 2b LB Winston Moss, Miami
- 2c RB Don Smith, Mississippi St.
- 3 WR Mark Carrier, Nicholls St.
- 4a LB Don Graham, Penn St.
- 4b TE Ron Hall, Hawaii
- 4c WR Bruce Hill, Arizona St.
- 5a traded to New England in 1986 for 1986 fifth round pick
- 5b LB Henry Rolling, Nevada-Reno
- 5c S Tony Mayes, Kentucky
- 6a traded to Pittsburgh for C Dan Turk
- 6b RB Steve Bartalo, Colorado St.
- 7a NT Curt Jarvis, Alabama
- 7b DE Harry Swayne, Rutgers
- 8a traded to N.Y. Jets in 1986 for T Marvin Powell
- 8b NT Stan Mataele, Arizona
- 9a RB Joe Armentrout, Wisconsin
- 9b P Greg Davis, Citadel
- 10 G Mike Simmonds, Indiana St.
- 11 RB Reggie Taylor, Cincinnati
- 12a DE Scott Cooper, Kearney St.
- 12b QB Mike Shula, Alabama

**1988 (DRAFTED ALTERNATELY #4-3-2-5)**

- 1 T Paul Gruber, Wisconsin
- 2 RB Lars Tate, Georgia
- 3 exercised in 1987 supplemental draft for NT Dan Sileo, Miami
- 4a DT Robert Goff, Auburn
- 4b G John Bruhin, Tennessee
- 4c traded to New England in 1987 for 1987 fifth round pick
- 4d P Monte Robbins, Michigan
- 5 RB William Howard, Tennessee
- 6a traded to Atlanta for RB Cliff Austin
- 6b DT Shawn Lee, North Alabama
- 7 RB Kerry Goode, Alabama
- 8 RB Anthony Simpson, East Carolina
- 9 DT Reuben Davis, North Carolina
- 10 traded to Pittsburgh in 1987 for S Rick Woods
- 11 WR Frank Pillow, Tennessee St.
- 12 LB Victor Jones, Virginia Tech

**1989 (DRAFTED ALTERNATELY #6-5-7)**

- 1 LB Broderick Thomas, Nebraska
- 2 WR Danny Peebles, North Carolina St.
- 3 traded to New England in 1988 for WR Stephen Starring
- 4 CB Anthony Florence, Bethune Cookman
- 5 RB Jamie Lawson, Nicholls St.
- 6a P Chris Mohr, Alabama
- 6b LB Derrick Little, So. Carolina
- 7 traded to Buffalo in 1988 for LB Eugene Marve
- 8 G Carl Bax, Missouri
- 9 RB Patrick Egu, Nevada-Reno
- 10 T Ty Granger, Clemson
- 11a G Rod Mounts, Texas A&I
- 11b DE Willie Griffin, Nebraska
- 11c WR Herb Duncan, N. Arizona
- 12a traded to Indianapolis in 1988 for QB Joe Ferguson
- 12b CB Terry Young, Georgia Southern

**1990 (DRAFTED ALTERNATELY #4-6-5)**

- 1 LB Keith McCants, Alabama
- 2 RB Reggie Cobb, Tennessee
- 3 traded to San Diego for RB Gary Anderson
- 4a TE Jesse Anderson, Miss. St.
- 4b C Tony Mayberry, Wake Forest
- 5 G Ian Beckles, Indiana
- 6 RB Derrick Douglas, Louisiana Tech
- 7 DE Donnie Gardner, Kentucky
- 8 traded to L.A. Rams in 1989 for two 1989 11th round picks and a 1989 12th round pick
- 9 DE Terry Cook, Fresno St.
- 10 TE Mike Busch, Iowa St.
- 11 WR Terry Anthony, Florida St.
- 12 QB Todd Hammel, Stephen F. Austin

**1991 (DRAFTED ALTERNATELY #7-11-10-9-8)**

- 1 T Charles McRae, Tennessee
- 2 traded to San Diego in 1990 for RB Gary Anderson
- 3a WR Lawrence Dawsey, Florida St.
- 3b FB Robert Wilson, Texas A&M
- 4 S Tony Covington, Virginia
- 5a LB Terry Bagsby, East Texas St.
- 5b G Tim Ryan, Notre Dame
- 6 DT Rhett Hall, California
- 7 LB Calvin Tiggler, Georgia Tech
- 8 S Marty Carter, Middle Tenn. St.
- 9 WR/KR Treamelle Taylor, Nevada-Reno
- 10a QB Pat O'Hara, USC
- 10b RB Hyland Hickson, Mich. St.
- 11 DT Mike Sunvold, Minnesota
- 12 LB Al Chamblee, Virginia Tech

**1992 (DRAFTED ALTERNATELY #2-4-3)**

- 1 traded to Indianapolis in 1990 for QB Chris Chandler
- 2 WR Courtney Hawkins, Michigan St.
- 3a DT Mark Wheeler, Texas A&M
- 3b TE Tjji Armstrong, Mississippi
- 4 QB Craig Erickson, Miami
- 5a CB Rogerick Green, Kansas St.
- 5b DT Santana Dotson, Baylor
- 6 LB James Malone, UCLA
- 7 S Ken Swilling, Georgia Tech
- 8a FB Anthony McDowell, Texas Tech
- 8b QB Mike Pawlawski, California
- 9 traded to Minnesota for LB Jimmy Williams
- 10 LB Elijah Alexander, Kansas St.
- 11 RB Mazio Royster, USC
- 12 P Klaus Wilmsmeyer, Louisville

**1993 (DRAFTED ALTERNATELY #6-5-8-7)**

- 1 DE Eric Curry, Alabama
- 2 LB Demetrius DuBoise, Notre Dame
- 3a WR Lamar Thomas, Miami
- 3b S John Lynch, Stanford
- 4a FB Rudy Harris, Clemson
- 4b WR Horace Copeland, Miami
- 5 awarded to Green Bay as compensation for RB Vince Workman
- 6 DE Chidi Ahanotu, California
- 7 WR Tyree Davis, Central Ark.
- 8a WR Darrick Branch, Hawaii
- 8b PK Daron Alcorn, Akron

**1994 (DRAFTED ALTERNATELY #6-5-4)**

- 1 QB Trent Differ, Fresno St.
- 2 RB Erric Rhett, Florida
- 3 TE Harold Bishop, LSU
- 4 traded to Dallas for S Thomas Everett
- 5 T Pete Pierson, Washington
- 6 LB Bernard Carter, East Carolina
- 7 C Jim Pyne, Virginia Tech

**1995 (DRAFTED ALTERNATELY #7-6-5)**

- 1a DT Warren Sapp, Miami
- 1b LB Derrick Brooks, Florida St.
- 2 S Melvin Johnson, Kentucky
- 3 traded to Philadelphia
- 4 CB Jerry Wilson, Southern
- 5 CB Clifton Abraham, Florida St.
- 6 LB Wardell Rouse, Clemson
- 7a G/T Stephen Ingram, Maryland
- 7b DE Jeffrey Rodgers, Texas A&M-Kingsville

**1996 (DRAFTED ALTERNATELY #12-11-10-9-8-13)**

- 1a DE Regan Upshaw, California
- 1b DT Marcus Jones, North Carolina
- 2a FB Mike Alstott, Purdue
- 2b traded to San Diego for 1997 first round pick
- 3 CB Donnie Abraham, East Tennessee St.
- 4a T Jason Odom, Florida
- 4b S Eric Austin, Jackson St.
- 5 DT Jason Maniecki, Wisconsin
- 6 WR Nilo Silvan, Tennessee
- 7 CB Reggie Rusk, Kentucky

**1997 (DRAFTED ALTERNATELY #8-7-6)**

- 1a RB Warrick Dunn, Florida St.
- 1b WR Reidel Anthony, Florida
- 2 T Jerry Wunsch, Wisconsin
- 3a G Frank Middleton, Arizona
- 3b CB Ronde Barber, Virginia
- 4a traded to N.Y. Jets
- 4b LB Alshermund Singleton, Temple
- 5 TE Patrick Hape, Alabama
- 6a CB Al Harris, Texas A&M-Kingsville
- 6b WR Nigea Carter, Michigan St.
- 7 DT Anthony DeGrate, Stephen F. Austin

**1998 (DRAFTED ALTERNATELY #23-22)**

- 1 traded to Oakland for two 1998 second round picks
- 2a WR Jacques Green, Florida
- 2b CB Brian Kelly, USC
- 2c traded to San Diego for 2000 first round pick
- 3 LB Jamie Duncan, Vanderbilt
- 4a C/G Todd Washington, Virginia Tech
- 4b traded to Atlanta
- 5 traded to N.Y. Jets for FB Lorenzo Neal
- 6a DT James Cannida, Nevada-Reno
- 6b S Shevin Smith, Florida St.
- 7 DE Chance McCarty, Texas Christian

**1999 (DRAFTED ALTERNATELY #15-19-18-17-16)**

- 1 DT Anthony McFarland, LSU
- 2 QB Shaun King, Tulane
- 3 K Martin Gramatica, Kansas St.
- 4 S Dexter Jackson, Florida St.
- 5 DE John McLaughlin, California
- 6a traded to Baltimore for QB Eric Zeier
- 6b FB Lamarr Glenn, Florida St.
- 7a G/T Robert Hunt, Virginia
- 7b RB Aubrey Benson, Notre Dame
- 7c WR Darnell McDonald, Kansas St.

**2000 (DRAFTED ALTERNATELY #27-26)**

- 1a traded to N.Y. Jets for WR Keyshawn Johnson
- 1b traded to N.Y. Jets (see pick 1a)
- 2 G Cosey Coleman, Tennessee
- 3 LB Nate Webster, Miami
- 4 traded to Carolina
- 5 TE James Whalen, Kentucky
- 6 S David Gibson, USC
- 7 QB Joe Hamilton, Georgia Tech

**2001 (DRAFTED ALTERNATELY #21-20-23-22)**

- 1 T Kenyatta Walker, Florida
- 2 traded to Buffalo
- 3 CB Dwight Smith, Akron
- 4 S John Howell, Colorado St.
- 5 G Russ Hochstein, Nebraska
- 6a FB Jameel Cook, Illinois
- 6b DE Ellis Wyms, Mississippi St.
- 7a TE Dauntae Finger, North Carolina
- 7b S Than Merrill, Yale
- 7c DE Joe Tafaya, Arizona

**2002 (DRAFTED #21)**

- 1 traded to Oakland for head coach Jon Gruden
- 2 traded to Oakland (see pick 1)
- 3 WR Marquise Walker, Michigan
- 4 RB Travis Stephens, Tennessee
- 5 S Jermaine Phillips, Georgia
- 6 DE John Stamper, South Carolina
- 7a CB Tim Wansley, Georgia
- 7b TE Tracey Wistrom, Nebraska
- 7c WR Aaron Lockett, Kansas St.
- 7d C Zack Quaccia, Stanford

**2003 (DRAFTED #32)**

- 1 traded to Oakland in 2002 for head coach Jon Gruden
- 2 DE Dewayne White, Louisville
- 3 QB Chris Simms, Texas
- 4a T Lance Nimmo, West Virginia
- 4b C Austin King, Northwestern
- 5 G Sean Mahan, Notre Dame
- 6 CB Torrie Cox, Pittsburgh
- 7 traded to Miami in 2002 for T Cornell Green

**2004 (DRAFTED #15)**

- 1 WR Michael Clayton, LSU
- 2 traded to Oakland in 2002 for head coach Jon Gruden
- 3 LB Marquis Cooper, Washington
- 4 S Will Allen, Ohio St.
- 5 G Jeb Terry, North Carolina
- 6 TE Nate Lawrie, Yale
- 7a WR Mark Jones, Tennessee
- 7b FB Casey Cramer, Dartmouth
- 7c CB Lenzy Williams, Southern

**2005 (DRAFTED ALTERNATELY #5-4-7-6)**

- 1 RB Carnell Williams, Auburn
- 2 LB Barrett Ruud, Nebraska
- 3a TE Alex Smith, Stanford
- 3b T Chris Colmer, North Carolina St.
- 4 G Dan Buening, Wisconsin
- 5a S Donte Nicholson, Oklahoma
- 5b WR Larry Brackins, Pearl River CC
- 6a DT Anthony Bryant, Alabama
- 6b traded to Cleveland for QB Luke McCown
- 7a FB Rick Razzano, Mississippi
- 7b WR Paris Warren, Utah
- 7c S Hamza Abdullah, Washington St.
- 7d WR J.R. Russell, Louisville

**2006 (DRAFTED ALTERNATELY #23-27-26-25-24)**

- 1 G/T Davin Joseph, Oklahoma
- 2 T Jeremy Trueblood, Boston College
- 3 WR Maurice Stovall, Notre Dame
- 4 CB Alan Zemaits, Penn St.
- 5 DT/DE Julian Jenkins, Stanford
- 6a traded to San Francisco for QB Tim Rattay
- 6b QB Bruce Gradkowski, Toledo
- 6c TE T.J. Williams, North Carolina St.
- 7a CB Justin Phinisey, Oregon
- 7b DE Charles Bennett, Clemson
- 7c TE Tim Massaquoi, Michigan

**2007 (DRAFTED ALTERNATELY #4-3)**

- 1 DE Gaines Adams, Clemson
- 2a G Arron Sears, Tennessee
- 2b S Sabby Piscitelli, Oregon St.
- 3 LB Quincy Black, New Mexico
- 4 S Tanard Jackson, Syracuse
- 5 DT Greg Peterson, North Carolina Central
- 6a traded to N.Y. Jets in 2006 for TE Doug Holey
- 6b LB Adam Hayward, Portland St.
- 7a T Chris Denman, Fresno St.
- 7b CB Marcus Hamilton, Virginia
- 7c RB Kenneth Darby, Alabama

**2008 (DRAFTED ALTERNATELY #20-21)**

- 1 CB Aqib Talib, Kansas
- 2 WR Dexter Jackson, Appalachian St.
- 3 OG Jeremy Zuttah, Rutgers
- 4 DT Dre Moore, Maryland
- 5 QB Josh Johnson, San Diego
- 6a LB Geno Hayes, Florida St.
- 6b traded to Kansas City in 2007 for RB Michael Bennett
- 7a traded to Denver in 2007 for QB Jake Plummer
- 7b RB Cory Boyd, South Carolina

**2009 (DRAFTED ALTERNATELY #19-18-17-20)**

- 1 QB Josh Freeman, Kansas State
- 2 traded to Cleveland for TE Kellen Winslow
- 3 DT Roy Miller, Texas
- 4 DE Kyle Moore, USC
- 5 T Xavier Fulton, Illinois
- 6 traded to Cleveland
- 7a CB E.J. Biggers, Western Michigan
- 7b traded to Pittsburgh for C/G Sean Mahan
- 7c traded to Dallas
- 7d WR Sammie Stroughter, Oregon State

**2010 (DRAFTED #3)**

- 1 DT Gerald McCoy, Oklahoma
- 2a DT Brian Price, UCLA
- 2b WR Arrelious Benn, Illinois
- 3 CB Myron Lewis, Vanderbilt
- 4 WR Mike Williams, Syracuse
- 5a traded to Cleveland in 2009 for TE Kellen Winslow
- 5b traded to Oakland
- 6 P Brent Bowden, Virginia Tech
- 7a S Cody Grimm, Virginia Tech
- 7b LB Dekoda Watson, Florida State
- 7c DE Erik Lorig, Stanford

**2011 (DRAFTED ALTERNATELY #20-19)**

- 1 DE Adrian Clayborn, Iowa
- 2 DE Da Quan Bowers, Clemson
- 3 LB Mason Foster, Washington
- 4 TE Luke Stocker, Tennessee
- 5 S Ahmad Black, Florida
- 6a traded to Philadelphia in 2010 for WR Reggie Brown
- 6b RB Allen Bradford, USC
- 7a CB Anthony Gaitor, Florida International
- 7b TE Daniel Hardy, Idaho

**2012 (DRAFTED ALTERNATELY #5-4)**

- 1a S Mark Barron, Alabama
- 1b RB Doug Martin, Boise State
- 2 LB Lavonte David, Nebraska
- 5 LB Najee Goode, West Virginia
- 6 DB Keith Tandy, West Virginia
- 7a RB Michael Smith, Utah State
- 7b TE Drake Dunsmore, Northwestern

**2013 (DRAFTED ALTERNATELY #13-11, 15-14)**

- 1 traded to New York Jets for CB Darrelle Revis
- 2 CB Johnthan Banks, Mississippi State
- 3 QB Mike Glennon, North Carolina State
- 4a DT Akeem Spence, Illinois
- 4b DE William Gholston, Michigan State
- 5 DE Steven Means, Buffalo
- 6 RB Mike James, Miami (FL)
- 7 traded to Philadelphia

**2014 (DRAFTED ALTERNATELY #7-3)**

- 1 WR Mike Evans, Texas A&M,
- 2 TE Austin Seferian-Jenkins, Washington
- 3 RB Charles Sims, West Virginia
- 4 traded in 2013 to New York Jets for CB Darrelle Revis,
- 5a G Kadeem Edwards, Tennessee State
- 5b T Kevin Pumphile, Purdue
- 6 traded to Chicago for G/T Gabe Carimi
- 6 WR Robert Herron, Wyoming
- 7 traded to Buffalo

**2015 (DRAFTED ALTERNATELY #1-2)**

- 1 QB Jameis Winston, Florida State
- 2a T Donovan Smith, Penn State
- 2b G Ali Marpet, Hobart
- 3 traded to Indianapolis
- 4a traded to New England for G Logan Mankins
- 4b LB Kwon Alexander, LSU
- 5a traded to Buffalo
- 5b WR Kenny Bell, Nebraska
- 6a traded to New England
- 6b WR Kaelin Clay, Utah
- 7a traded to Oakland
- 7b FB Joey Iosefa

# BUCCANEERS IN FREE AGENCY

Includes only unrestricted and restricted free agents

## FREE AGENTS SIGNED

PLAYER	TEAM
<b>1989 (6)</b>	
LB Sam Anno	Minnesota
QB Kerwin Bell	Atlanta
CB Sherman Crocroft	Buffalo
WR Willie Drewrey	Houston
RB Sylvester Stamps	Atlanta
CB Sidney Johnson	Kansas City

## 1990 (5)

LB Adam Bob	N.Y. Jets
CB Evan Cooper	Atlanta
T Scott Dill	Phoenix
CB Eric Everett	Philadelphia
CB Rodney Rice	New England

## 1991 (4)

CB William Frizzell	Philadelphia
DE Marlon Jones	Cleveland
RB Jamie Lawson	New England
DE Derrell Robertson	Detroit

## 1992 (10)

LB Ed Brady	Cincinnati
LB Reggie Burnette	Green Bay
QB Steve DeBerg	Kansas City
T John Hunter	Atlanta
S Joe King	Cleveland
CB Sammy Lilly	L.A. Rams
CB Milton Mack	New Orleans
G Bruce Reimers	Cincinnati
P Dan Stryzinski	Pittsburgh
PK Ken Willis	Dallas

## 1993 (8)

S Barney Bussey	Cincinnati
S Jerry Gray	Houston
CB Martin Mayhew	Washington
T Anthony Munoz	Cincinnati
QB Hardy Nickerson	Pittsburgh
LB Mark Vlasic	Kansas City
LB Van Waiters	Minnesota
RB Vince Workman*	Green Bay

## 1994 (7)

CB Charles Dimry	Denver
TE Jackie Harris*	Green Bay
DE Jeff Hunter	Miami
T Tim Irwin	Minnesota
LB Lonnie Marts	Kansas City
CB Mike McGruder	San Francisco
CB Tony Stargell	Indianapolis

## 1995 (6)

S John Booty	N.Y. Giants
S Kenneth Gant	Dallas
WR Alvin Harper	Dallas
P Reggie Roby	Washington
DT Marc Spindler	Detroit
KR Clarence Verdin	Atlanta

## 1996 (4)

T Scott Adams	Chicago
CB Tyrone Legette	New Orleans
CB Jay Taylor	Kansas City
RB LeRoy Thompson	Kansas City

## FREE AGENTS LOST

PLAYER	TEAM
<b>1989 (8)</b>	
RB Kerry Goode	Denver
RB Bobby Howard	Green Bay
LB Victor Jones	Detroit
TE Calvin Magee	Houston
RB Jeff Smith	Green Bay
C Kevin Thomas	Seattle
LB Jackie Walker	N.Y. Jets
LB Chris Washington	San Francisco

## 1990 (7)

CB Sherman Crocroft	Detroit
CB Donnie Elder	Miami
TE William Harris	Green Bay
G Mike Simmonds	San Diego
RB Don Smith	Buffalo
DE Rhondy Weston	Cleveland
RB James Wilder	Washington

## 1991 (7)

LB Sidney Coleman	Phoenix
RB Derrick Douglas	Green Bay
CB Odie Harris	Dallas
WR Frank Pillow	Detroit
DT Benji Roland	Atlanta
T Harry Swayne	San Diego
DT Willie Wyatt	Pittsburgh

## 1992 (10)

LB Sam Anno	San Diego
G John Bruhin	Philadelphia
QB Jeff Carlson	N.Y. Giants
PK Steve Christie	Buffalo
CB Alonzo Hampton	Cleveland
LB Eugene Marve	San Diego
NT Gerald Nichols	Miami
QB Pat O'Hara	San Diego
P Mark Royals	Pittsburgh
TE Ed Thomas	Buffalo

## 1993 (2)

QB Vinny Testaverde	Cleveland
WR Mark Carrier	Cleveland

## 1994 (6)

RB Reggie Cobb	Green Bay
LB Darrick Brownlow	Dallas
DT Rhett Hall	San Francisco
TE Ron Hall	Detroit
CB Ricky Reynolds	New England
DT Ray Seals	Pittsburgh

## 1995 (5)

LB Jeff Brady	Minnesota
S Marty Carter	Chicago
S Tony Covington	Seattle
P Dan Stryzinski	Atlanta
KR Vernon Turner	Carolina

## 1996 (7)

DT Santana Dotson	Green Bay
CB Mike McGruder	New England
G Charles McRae	Oakland
QB Todd Philcox	Jacksonville
G Mike Sullivan	Chicago
DT Mark Wheeler	New England
S Curtis Buckley*	San Francisco

## FREE AGENTS SIGNED

PLAYER	TEAM
<b>1997 (1)</b>	
QB Steve Walsh	St. Louis
<b>1998 (2)</b>	
WR Bert Emanuel*	Atlanta
T Jason Mathews	Indianapolis
<b>1999 (0)</b>	
None	
<b>2000 (2)</b>	
C Jeff Christy	Minnesota
RB Jerry Ellison	New England
<b>2001 (2)</b>	
QB Brad Johnson	Washington
DE Simeon Rice	Arizona
<b>2002 (5)</b>	
TE Marco Battaglia	Washington
G Kerry Jenkins	N.Y. Jets
WR Joe Jurevicius	N.Y. Giants
RB Michael Pittman	Arizona
DE Greg Spires	Cleveland
<b>2003 (2)</b>	
C John Wade	Jacksonville
G Jason Whittle	N.Y. Giants
<b>2004 (14)</b>	
RB Brandon Bennett	Cincinnati
P Josh Bidwell	Green Bay
LB Keith Burns	Denver
FB Greg Comella	Houston
CB Mario Edwards	Dallas
RB Charlie Garner	Oakland
QB Jason Garrett	N.Y. Giants
LB Ian Gold	Denver
LB Jeff Gooch	Detroit
DE Lamar King	Seattle
CB Tommy Knight	Baltimore
G Matt O'Dwyer	Cincinnati
DT Darrell Russell	Washington
G Matt Stinchcomb	Oakland
<b>2005 (2)</b>	
TE Anthony Becht	N.Y. Jets
DT Chris Hovan	Minnesota
<b>2006 (4)</b>	
WR David Boston	Miami
G Toniu Fonoti	Minnesota
T Torrin Tucker*	Dallas
LB Jamie Winborn	Jacksonville
<b>2007 (5)</b>	
FB B.J. Askew	N.Y. Jets
DE/LB Patrick Chukwurah	Denver
QB Jeff Garcia	Philadelphia
LB Cato June	Indianapolis
TE Jerramy Stevens	Seattle

## FREE AGENTS LOST

PLAYER	TEAM
<b>1997 (4)</b>	
G Ian Beckles	Philadelphia
LB Demetrius DuBose	N.Y. Jets
LB Lonnie Marts	Houston
WR Courtney Hawkins	Pittsburgh
<b>1998 (4)</b>	
DE Eric Curry	Green Bay
TE Jackie Harris	Tennessee
P Sean Landeta	Green Bay
LG Jim Pyne	Detroit
<b>1999 (0)</b>	
None	
<b>2000 (2)</b>	
QB Trent Dilfer	Baltimore
LB Hardy Nickerson	Jacksonville
<b>2001 (5)</b>	
LB Don Davis	St. Louis
TE Patrick Hape	Denver
DT Tyoka Jackson	St. Louis
G Frank Middleton	Oakland
S Damien Robinson	N.Y. Jets
<b>2002 (9)</b>	
RB Rabi Abdullah	Chicago
WR Reidel Anthony	Washington
K Doug Brien	Minnesota
DT James Cannida	Indianapolis
LB Jamie Duncan	St. Louis
RB Warrick Dunn	Atlanta
WR Jacquez Green	Washington
T Pete Pierson	Indianapolis
DE Steve White	N.Y. Jets
<b>2003 (3)</b>	
S Dexter Jackson	Arizona
QB Rob Johnson	Washington
LB Alshermond Singleton	Dallas
<b>2004 (8)</b>	
T Cornell Green	Denver
RB Thomas Jones	Chicago
QB Shaun King	Arizona
DT Warren Sapp	Oakland
RB Aaron Stecker	New Orleans
P Tom Tupa	Washington
LB Nate Webster	Cincinnati
TE Todd Yoder	Jacksonville
<b>2005 (6)</b>	
LB Keith Burns	Denver
G Cosey Coleman	Cleveland
DT Chartric Darby	Seattle
WR Charles Lee	Arizona
G Matt O'Dwyer	Green Bay
S Dwight Smith	New Orleans
<b>2006 (3)</b>	
FB Jameel Cook	Houston
S Dexter Jackson	Cincinnati
T Todd Steussie	St. Louis

## FREE AGENTS SIGNED

PLAYER TEAM

## 2008 (9)

DE	Marques Douglas	San Francisco
C	Jeff Faine	New Orleans
TE	John Gilmore	Chicago
LB	Leon Joe	Buffalo
LB	Teddy Lehman	Detroit
LB	Matt McCoy	New Orleans
TE	Ben Troupe	Tennessee
DE	Jimmy Wilkerson	Kansas City
DB	Eugene Wilson	New England

## 2009 (4)

LB	Angelo Crowell	Buffalo
QB	Byron Leftwich	Pittsburgh
K	Mike Nugent	N.Y. Jets
RB	Derrick Ward	N.Y. Giants

## 2010 (1)

S	Sean Jones	Philadelphia
---	------------	--------------

## 2011 (3)

P	Michael Koenen	Atlanta
DT	John McCargo	Buffalo
CB	Ashton Youboty	Buffalo

## 2012 (8)

DT	Gary Gibson	St. Louis
DL	Wallace Gilberry	Kansas City
WR	Vincent Jackson	San Diego
T	Jamon Meredith	Pittsburgh
G	Carl Nicks	New Orleans
DT	Amobi Okoye	Chicago
QB	Dan Orlovsky	Indianapolis
CB	Eric Wright	Detroit

## 2013 (5)

LB	Jonathan Casillas	New Orleans
TE	Tom Crabtree	Green Bay
S	Dashon Goldson	San Francisco
DT	Derek Landri	Philadelphia
WR	Kevin Ogletree	Dallas

## 2014 (13)

T	Anthony Collins	Cincinnati
G	Oniel Cousins	Cleveland
C	Evan Dietrich-Smith	Green Bay
LB	Dane Fletcher	New England
WR	Lavelle Hawkins	San Diego
CB	Mike Jenkins	Oakland
DE	Michael Johnson	Cincinnati
QB	Josh McCown	Chicago
DT	Clinton McDonald	Seattle
WR	Louis Murphy Jr.	New York Giants
TE	Brandon Myers	New York Giants
CB	Alterraun Verner	Tennessee
S	Major Wright	Chicago

## 2015 (5)

LB	Bruce Carter	Dallas
S	Chris Conte	Chicago
LB	Larry Dean	Buffalo
DT	Henry Melton	Dallas
CB	Sterling Moore	Dallas

\*denotes restricted free agents

## FREE AGENTS LOST

PLAYER TEAM

## 2007 (3)

T	Cornell Green	Oakland
G/C	Sean Mahan	Pittsburgh
DE	Dewayne White	Detroit

## 2008 (7)

TE	Anthony Becht	St. Louis
WR	Mark Jones	San Diego
CB	Brian Kelly	Detroit
C	Matt Lehr	New Orleans
S	Kalvin Pearson*	Detroit
RB	Michael Pittman	Denver
C	John Wade	Oakland

## 2009 (2)

DT	Jovan Haye	Tennessee
CB	Phillip Buchanon	Detroit

## 2010 (3)

S	Will Allen	Pittsburgh
WR	Antonio Bryant	Cincinnati
DE	Jimmy Wilkerson	New Orleans

## 2011 (6)

TE	John Gilmore	Pittsburgh
LB	Niko Koutouvides	New England
LB	Barrett Ruud	Tennessee
WR	Maurice Stovall	Detroit
DE	Stylez G. White	Minnesota
RB	Carnell Williams	St. Louis

## 2012 (7)

LB	Geno Hayes	Chicago
QB	Josh Johnson	San Francisco
S	Sean Jones	Detroit
T	James Lee	Washington
S	Corey Lynch	San Diego
CB	Elbert Mack	New Orleans
WR	Micheal Spurlock	San Diego

## 2013 (4)

DE	Michael Bennett	Seattle
CB	E.J. Biggers	Washington
DT	Roy Miller	Jacksonville
T	Jeremy Trueblood	Washington

## 2014 (6)

LB	Adam Hayward	Washington
G/C	Ted Larsen	Arizona
FB	Erik Lorig	New Orleans
QB	Dan Orlovsky	Detroit
WR	Tiquan Underwood	Carolina
LB	Dekoda Watson	Jacksonville

## 2015 (3)

DE	Adrian Clayborn	Atlanta
LB	Dane Fletcher	New England
LB	Mason Foster	Chicago

\*denotes restricted free agent

# YEAR-BY-YEAR LEADERS

## RUSHING (Yards)

YEAR	PLAYER	ATT.	YDS.	AVG.	LG	TD
1976	Louis Carter	171	521	3.0	26	1
1977	Ricky Bell	148	436	2.9	20	1
1978	Ricky Bell	185	679	3.7	56	6
1979	Ricky Bell	283	1,263	4.5	49	7
1980	Ricky Bell	174	599	3.4	40	2
1981	Jerry Eckwood	172	651	3.8	59	2
1982	James Wilder	83	324	3.9	47	3
1983	James Wilder	61	640	4.0	75t	4
1984	James Wilder	407	1,544	3.8	37	13
1985	James Wilder	365	1,300	3.6	28	10
1986	James Wilder	190	704	3.7	45t	2
1987	James Wilder	106	488	4.6	21	0
1988	Lars Tate	122	467	3.8	47t	7
1989	Lars Tate	167	589	3.5	48	8
1990	Gary Anderson	166	646	3.9	22	3
1991	Reggie Cobb	196	752	3.8	59t	7
1992	Reggie Cobb	310	1,171	3.8	25	9
1993	Reggie Cobb	221	658	3.0	16	3
1994	Errict Rhett	284	1,011	3.6	27	7
1995	Errict Rhett	332	1,207	3.6	21	11
1996	Errict Rhett	176	539	3.1	35	3
1997	Warrick Dunn	224	978	4.4	76	4
1998	Warrick Dunn	245	1,026	4.2	50	2
1999	Mike Alstott	242	949	3.9	30	7
2000	Warrick Dunn	248	1,133	4.6	70t	8
2001	Mike Alstott	165	680	4.1	39t	10
2002	Michael Pittman	204	718	3.5	21	1
2003	Michael Pittman	187	751	4.0	17	0
2004	Michael Pittman	219	926	4.2	78t	7
2005	Carnell Williams	290	1,178	4.1	71t	6
2006	Carnell Williams	225	798	3.5	38	1
2007	Earnest Graham	222	898	4.0	28t	10
2008	Warrick Dunn	186	786	4.2	40	2
2009	Carnell Williams	211	823	3.9	35	4
2010	LeGarrette Blount	201	1,007	5.0	53	6
2011	LeGarrette Blount	184	781	4.2	54t	5
2012	Doug Martin	319	1,454	4.6	70t	11
2013	Bobby Rainey	137	532	3.9	80t	5
2014	Doug Martin	134	494	3.7	63	2

## PASSING

YEAR	PLAYER	ATT.	COMP.	YDS.	PCT.	TD	INT.	RATING
1976	Steve Spurrier	311	156	1,628	50.2	7	12	57.1
1977	Gary Huff	138	67	889	48.6	3	13	37.0
1978	Doug Williams	194	73	1,170	37.6	7	8	53.5
1979	Doug Williams	387	166	2,448	41.8	18	24	52.6
1980	Doug Williams	521	254	3,396	48.8	20	16	69.7
1981	Doug Williams	471	238	3,563	50.5	19	14	76.5
1982	Doug Williams	307	164	2,071	53.4	9	11	69.4
1983	Jack Thompson	423	249	2,906	58.9	18	21	73.3
1984	Steve DeBerg	509	308	3,554	60.5	19	18	79.3
1985	Steve DeBerg	370	197	2,488	53.2	19	18	71.3
1986	Steve Young	363	195	2,382	53.7	8	13	65.5
1987	Steve DeBerg	275	159	1,891	57.8	14	7	85.3
1988	Vinny Testaverde	466	222	3,240	47.6	13	35	48.8
1989	Vinny Testaverde	480	258	3,133	53.8	20	22	68.9
1990	Vinny Testaverde	365	203	2,818	55.6	17	18	75.6
1991	Vinny Testaverde	326	166	1,994	50.9	8	15	59.0
1992	Vinny Testaverde	358	206	2,554	57.5	14	16	74.2
1993	Craig Erickson	457	233	3,054	51.0	18	21	66.4
1994	Craig Erickson	399	225	2,919	56.4	16	10	82.5
1995	Trent Dilfer	415	224	2,774	54.0	4	18	60.1
1996	Trent Dilfer	482	267	2,859	55.4	12	19	64.8
1997	Trent Dilfer	386	217	2,555	56.2	21	11	82.8
1998	Trent Dilfer	429	225	2,729	52.4	21	15	74.0
1999	Trent Dilfer	244	146	1,619	59.8	11	11	75.8
2000	Shaun King	428	233	2,769	54.4	18	13	75.8
2001	Brad Johnson	559	340	3,406	60.8	13	11	77.7
2002	Brad Johnson	451	281	3,049	62.3	22	6	92.9
2003	Brad Johnson	570	354	3,811	62.1	26	21	81.5
2004	Brian Griese	336	233	2,632	69.3	20	12	97.5
2005	Chris Simms	313	191	2,035	61.0	10	7	81.4
2006	Bruce Gradkowski	328	177	1,661	54.0	9	9	65.9
2007	Jeff Garcia	327	209	2,440	63.9	13	4	94.6
2008	Jeff Garcia	376	244	2,712	64.9	12	6	90.2
2009	Josh Freeman	290	158	1,855	54.5	10	18	59.8
2010	Josh Freeman	474	291	3,451	61.4	25	6	95.9
2011	Josh Freeman	551	346	3,592	62.8	16	22	74.6
2012	Josh Freeman	558	306	4,065	54.8	27	17	81.6
2013	Mike Glennon	416	247	2,608	59.4	19	9	83.9
2014	Josh McCown	327	184	2,206	56.3	11	14	70.5

COACHING

PLAYERS

2014 REVIEW

HISTORY

RECORDS

SIDELINES



## RECEIVING (Receptions)

YEAR	PLAYER	REC.	YDS.	AVG.	LG	TD
1976	Morris Owens	30	390	13.0	27	6
1977	Morris Owens	34	655	19.3	67t	3
1978	Morris Owens	32	640	20.0	66	5
1979	Jimmie Giles	40	579	14.5	66t	7
1980	Gordon Jones	48	669	13.9	41t	5
1981	Kevin House	56	1,176	21.0	84t	9
1982	James Wilder	53	466	8.8	32	1
1983	James Wilder	57	380	6.7	31	2
1984	James Wilder	85	685	8.1	50	0
1985	James Wilder	53	341	6.5	20	0
1986	Calvin Magee	45	564	12.5	45	5
1987	James Wilder	40	328	8.2	32	1
1988	Bruce Hill	58	1,040	17.9	42t	9
1989	Mark Carrier	86	1,422	16.5	78t	9
1990	Mark Carrier	49	813	16.6	68t	4
1991	Lawrence Dawsey	55	818	14.9	65t	3
1992	Lawrence Dawsey	60	776	12.9	41	1
1993	Courtney Hawkins	62	933	15.0	67	5
1994	Lawrence Dawsey	46	673	14.6	46	1
1995	Jackie Harris	62	751	12.1	33	1
1996	Mike Alstott	65	557	8.6	29	3
1997	Warrick Dunn	39	462	11.8	59t	3
1998	Reidel Anthony	51	708	13.9	79t	7
1999	Warrick Dunn	64	589	9.2	68	2
2000	Keyshawn Johnson	71	874	12.3	38	8
2001	Keyshawn Johnson	106	1,266	11.9	47	1
2002	Keyshawn Johnson	76	1,088	14.3	76t	5
2003	Keenan McCardell	84	1,174	14.0	76t	8
2004	Michael Clayton	80	1,193	14.9	75t	7
2005	Joey Galloway	83	1,287	15.5	80t	10
2006	Joey Galloway	62	1,057	17.0	64t	7
2007	Ike Hilliard	62	722	11.6	56	1
2008	Antonio Bryant	83	1,248	15.0	71t	7
2009	Kellen Winslow	77	884	11.5	42t	5
2010	Kellen Winslow	66	730	11.1	41t	5
2011	Kellen Winslow	75	763	10.2	37	2
2012	Vincent Jackson	72	1,384	19.2	95	8
2013	Vincent Jackson	78	1,224	15.7	60	7
2014	Vincent Jackson	70	1,002	14.3	50	2

## SCORING

YEAR	PLAYER	TD	PAT	FG	TP
1976	Morris Owens	6	0	0	36
1977	Allan Leavitt	0	5	5	20
1978	Neil O'Donoghue	0	25	13	64
1979	Neil O'Donoghue	0	30	11	63
1980	Garo Yepremian	0	31	16	79
1981	Bill Capece	0	30	15	75
1982	Bill Capece	0	14	18	68
1983	Bill Capece	0	23	10	53
1984	Obed Ariri	0	38	19	95
1985	Donald Igwebuike	0	30	22	96
1986	Donald Igwebuike	0	26	17	77
1987	Donald Igwebuike	0	24	14	66
1988	Donald Igwebuike	0	21	19	78
1989	Donald Igwebuike	0	33	22	99
1990	Steve Christie	0	27	23	96
1991	Steve Christie	0	22	15	67
1992	Reggie Cobb	9	0	0	54
1993	Michael Husted	0	27	16	75
1994	Michael Husted	0	20	23	89
1995	Michael Husted	0	25	19	82
1996	Michael Husted	0	18	25	93
1997	Michael Husted	0	32	13	71
1998	Michael Husted	0	29	21	92
1999	Martin Gramatica	0	25	27	106
2000	Martin Gramatica	0	42	28	126
2001	Martin Gramatica	0	28	23	97
2002	Martin Gramatica	0	32	32	128
2003	Martin Gramatica	0	33	16	81
2004	Michael Pittman	10	0	0	60
2005	Matt Bryant	0	31	21	94
2006	Matt Bryant	0	22	17	73
2007	Matt Bryant	0	34	28	118
2008	Matt Bryant	0	35	32	131
2009	Connor Barth	0	12	14	54
2010	Connor Barth	0	36	23	105
2011	Connor Barth	0	23	26	101
2012	Connor Barth	0	39	28	123
2013	Rian Lindell	0	31	23	100
2014	Patrick Murray	0	31	20	91

### KICKOFF RETURNS (Yards)

YEAR	PLAYER	NO.	YDS.	AVG.	LG	TD
1976	Rod McNeill	17	384	22.6	43	0
1977	Isaac Hagins	21	493	23.5	41	0
1978	George Ragsdale	24	555	23.1	46	0
1979	George Ragsdale	34	675	19.9	30	0
1980	Gary Davis	44	951	21.6	54	0
1981	John Holt	11	274	24.9	40	0
1982	Michael Morton	21	361	17.2	26	0
1983	Michael Morton	30	689	23.0	50	0
1984	Michael Morton	38	835	22.0	43	0
1985	Phil Freeman	48	1,085	22.6	58	0
1986	Phil Freeman	31	582	18.8	33	0
1987	Bobby Futrell	31	609	19.6	40	0
1988	Donnie Elder	34	772	22.7	51	0
1989	Donnie Elder	40	685	17.1	30	0
1990	Danny Peebles	18	369	20.5	55	0
1991	Willie Drewrey	12	246	20.5	43	0
1992	Gary Anderson	29	564	19.4	39	0
1993	Charles Wilson	23	454	19.7	42	0
1994	Charles Wilson	10	251	25.1	41	0
1995	Bobby Joe Edmonds	58	1,147	19.8	44	0
1996	Karl Williams	14	383	27.4	63	0
1997	Reidel Anthony	25	592	23.7	51	0
1998	Reidel Anthony	46	1,118	24.3	60	0
1999	Reidel Anthony	21	434	20.7	39	0
2000	Aaron Stecker	29	663	22.9	48	0
2001	Frank Murphy	20	445	22.3	39	0
2002	Aaron Stecker	37	934	25.2	67	0
2003	Aaron Stecker	25	520	20.8	44	0
2004	Torrie Cox	33	866	26.2	59	0
2005	Torrie Cox	24	464	19.3	30	0
2006	Michael Pittman	39	867	22.2	37	0
2007	Micheal Spurlock	16	444	27.8	90t	1
2008	Clifton Smith	36	992	27.6	97t	1
2009	Clifton Smith	31	902	29.1	83	0
2010	Micheal Spurlock	44	1,129	25.7	89t	1
2011	Sammie Stroughter	20	540	27.0	78	0
2012	Arrelious Benn	13	306	23.5	55	0
2013	Eric Page	22	548	24.9	44	0
2014	Solomon Patton	18	416	23.1	33	0

### PUNT RETURNS (Yards)

YEAR	PLAYER	NO.	YDS.	AVG.	LG	TD
1976	Danny Reece	20	143	7.2	30	0
1977	Danny Reece	31	276	8.9	36	0
1978	Danny Reece	44	393	8.9	50	0
1979	Danny Reece	70	431	6.2	17	0
1980	Danny Reece	57	313	5.5	19	0
1981	Theo Bell	27	132	4.9	13	0
1982	John Holt	16	81	5.1	22	0
1983	Andre Tyler	27	208	7.7	16	0
1984	Leon Bright	23	173	7.5	21	0
1985	Leon Bright	12	124	10.3	29	0
1986	Bobby Futrell	14	67	4.8	12	0
1987	Bobby Futrell	24	213	8.9	22	0
1988	Bobby Futrell	27	283	10.5	40	0
1989	Willie Drewrey	20	220	11.0	55	0
1990	Willie Drewrey	23	184	8.0	16	0
1991	Willie Drewrey	38	360	9.5	33	0
1992	Courtney Hawkins	13	53	4.1	17	0
1993	Courtney Hawkins	15	166	11.1	35	0
1994	Vernon Turner	21	218	10.4	80t	1
1995	Bobby Joe Edmonds	29	293	10.1	45	0
1996	Karl Williams	13	274	21.1	88t	1
1997	Karl Williams	46	597	13.0	63	1
1998	Jacquez Green	30	453	15.1	95t	1
1999	Jacquez Green	23	204	8.9	31	0
2000	Karl Williams	31	286	9.2	73t	1
2001	Karl Williams	35	366	10.5	84t	1
2002	Karl Williams	43	410	9.5	56t	1
2003	Karl Williams	15	110	7.3	19	0
2004	Joey Galloway	20	142	7.1	59t	1
2005	Mark Jones	51	492	9.6	31	0
2006	Ike Hilliard	24	163	6.8	16	0
2007	Mark Jones	12	143	11.9	35	0
2008	Clifton Smith	23	324	14.1	70t	1
2009	Clifton Smith	23	232	10.1	21	0
2010	Micheal Spurlock	28	193	6.9	23	0
2011	Preston Parker	23	210	9.1	34	0
2012	Roscoe Parrish	30	298	9.9	39	0
2013	Eric Page	23	251	10.9	52	0
2014	Solomon Patton	10	112	11.2	33	0

COACHING

PLAYERS

2014 REVIEW

HISTORY

RECORDS

SIDELINES

## INTERCEPTIONS

YEAR	PLAYER	NO.	YDS.	AVG.	LG	TD
1976	Mark Cotney	3	25	8.3	25	0
1977	Mike Washington	5	71	14.2	45t	1
1978	Cedric Brown	6	110	18.3	29	0
1979	Cedric Brown	3	79	26.3	72	0
	Mike Washington	3	64	21.3	49t	1
	Jeris White	3	39	13.0	39	0
1980	Mike Washington	4	30	7.5	16	0
1981	Cedric Brown	9	215	23.9	81t	2
1982	Neal Colzie	3	64	21.3	51	0
	Cedric Brown	3	31	10.3	24	0
	Mike Washington	3	13	4.3	13	0
1983	Beasley Reece	6	70	11.7	29	0
1984	Mark Cotney	5	123	24.6	26	0
1985	Jeremiah Castille	7	49	7.0	20	0
1986	Vito McKeever	3	12	4.0	10	0
1987	Paul Tripoli	3	17	5.7	15t	1
1988	Harry Hamilton	6	123	20.5	58	0
1989	Harry Hamilton	6	70	11.7	30	0
	Mark Robinson	6	44	7.3	16	0
1990	Wayne Haddix	7	231	33.0	65t	3
1991	Tony Covington	3	21	7.0	18	0
1992	Darrell Fullington	3	25	8.3	16	0
	Marty Carter	3	1	0.3	1	0
	Milton Mack	3	0	0.0	0	0
1993	Joe King	3	29	9.7	28	0
1994	Hardy Nickerson	2	9	4.5	10	0
	Martin Mayhew	2	4	2.0	4	0
1995	Martin Mayhew	5	81	16.2	40	0
1996	Donnie Abraham	5	27	5.4	21	0
1997	Donnie Abraham	5	16	3.2	16	0
1998	Charles Mincy	4	58	14.5	22t	1
1999	Donnie Abraham	7	115	16.4	55t	2
2000	Donnie Abraham	7	82	11.7	23	0
2001	Ronde Barber	10	86	8.6	36t	1
2002	Brian Kelly	8	68	8.5	31	0
2003	Dwight Smith	5	3	0.6	3	0
2004	Brian Kelly	4	101	25.3	75	0
2005	Ronde Barber	5	105	21.0	42	0
2006	Ronde Barber	3	103	34.3	66t	2
	Derrick Brooks	3	51	17.0	21t	1
2007	Jemaine Phillips	4	2	0.5	2	0
2008	Ronde Barber	4	69	17.3	65t	1
2009	Aqib Talib	5	99	19.8	32	0
	Tanard Jackson	5	86	17.2	35t	2
2010	Aqib Talib	6	91	15.2	45t	1
2011	Ronde Barber	3	12	4.0	12	0
2012	Ronde Barber	4	160	40.0	78t	1
2013	Lavonte David	5	87	17.4	32	0
2014	Johnthan Banks	4	69	17.3	32	1

## TACKLE/SACK LEADERS

1976	Tackles:	LB Richard Wood 96, DT Dave Pear 91, S Ken Stone 72
	Sacks:	DE Council Rudolph, DE Lee Roy Selmon 5
1977	Tackles:	LB Dewey Selmon 167, LB Richard Wood 141, S Cedric Brown 116
	Sacks:	DE Lee Roy Selmon 13
1978	Tackles:	LB Richard Wood 168, LB Dewey Selmon 158, DT Dave Pear 127
	Sacks:	DE Lee Roy Selmon 11
1979	Tackles:	LB Richard Wood 158, LB Dewey Selmon 125, DE Lee Roy Selmon 117
	Sacks:	DE Lee Roy Selmon 11
1980	Tackles:	LB Richard Wood 114, S Mark Cotney 105, LB David Lewis 101
	Sacks:	DE Lee Roy Selmon 9
1981	Tackles:	LB Cecil Johnson 174, LB Hugh Green 151, LB Richard Wood 140
	Sacks:	DE Lee Roy Selmon 6.5
1982	Tackles:	LB Hugh Green 71, LB Cecil Johnson 70, LB Scot Brantley 62
	Sacks:	DE Dave Stalls 6.5
1983	Tackles:	LB Hugh Green 138, LB Jeff Davis 137, LB Scot Brantley 134
	Sacks:	DE Lee Roy Selmon 11
1984	Tackles:	LB Jeff Davis 165, DT David Logan 106, LB Scot Brantley 105
	Sacks:	DE Lee Roy Selmon 8
1985	Tackles:	LB Jeff Davis 132, LB Chris Washington 102, S Ivory Sully 98
	Sacks:	DT David Logan 6.5
1986	Tackles:	LB Jeff Davis 136, LB Scot Brantley 127, LB Chris Washington 94
	Sacks:	LB Keith Browner, LB Chris Washington 4

1987	Tackles: Sacks:	LB Ervin Randle 108, LB Jeff Davis 70, CB Ricky Reynolds 70 DE Ron Holmes 8
1988	Tackles: Sacks:	LB Eugene Marve 121, S Harry Hamilton 107, LB Kevin Murphy 75 DE Ron Holmes 4
1989	Tackles: Sacks:	LB Ervin Randle 114, LB Eugene Marve 106, S Mark Robinson 104 LB Kevin Murphy 6
1990	Tackles: Sacks:	S Harry Hamilton 119, S Mark Robinson 115, LB Eugene Marve 111 LB Broderick Thomas 7.5
1991	Tackles: Sacks:	LB Broderick Thomas 174, LB Jesse Solomon 128, S Tony Covington 84 LB Broderick Thomas 11
1992	Tackles: Sacks:	S Marty Carter 118, LB Jimmy Williams 115, LB Broderick Thomas 113 DT Santana Dotson 10
1993	Tackles: Sacks:	LB Hardy Nickerson 214, S Marty Carter 130, CB Martin Mayhew 76 DE Ray Seals 8.5
1994	Tackles: Sacks:	LB Hardy Nickerson 122, S Marty Carter 93, S Barney Bussey 72 DT Brad Culpepper 4
1995	Tackles: Sacks:	LB Hardy Nickerson 143, LB Derrick Brooks 79, CB Charles Dimry 77 DT Santana Dotson 5
1996	Tackles: Sacks:	LB Derrick Brooks 133, LB Hardy Nickerson 120, S John Lynch 103 DT Warren Sapp 9
1997	Tackles: Sacks:	LB Hardy Nickerson 194, LB Derrick Brooks 182, S John Lynch 154 DT Warren Sapp 10.5
1998	Tackles: Sacks:	LB Derrick Brooks 189, S John Lynch 107, S Charles Mincy 95 DT Brad Culpepper 9
1999	Tackles: Sacks:	LB Derrick Brooks 180, LB Hardy Nickerson 141, S John Lynch 128 DT Warren Sapp 12.5
2000	Tackles: Sacks:	LB Derrick Brooks 179, S John Lynch 110, S Damien Robinson 104 DT Warren Sapp 16.5
2001	Tackles: Sacks:	LB Derrick Brooks 165, LB Jamie Duncan 130, S John Lynch 105 DE Simeon Rice 11
2002	Tackles: Sacks:	LB Derrick Brooks 170, LB Shelton Quarles 159, S John Lynch 96 DE Simeon Rice 15.5
2003	Tackles: Sacks:	LB Derrick Brooks 151, CB Ronde Barber 111, LB Shelton Quarles 110 DE Simeon Rice 15.0
2004	Tackles: Sacks:	LB Derrick Brooks 172, LB Shelton Quarles 163, LB Ian Gold 120 DE Simeon Rice 12.0
2005	Tackles: Sacks:	LB Shelton Quarles 196, LB Derrick Brooks 174, CB Ronde Barber 120 DE Simeon Rice 14.0
2006	Tackles: Sacks:	LB Derrick Brooks 150, LB Shelton Quarles 136, Jermaine Phillips 124 DE Greg Spires 5.0, DE Dewayne White 5.0, DT Ellis Wymys 5.0
2007	Tackles: Sacks:	LB Barrett Ruud 169, LB Derrick Brooks 162, LB Cato June 120, S Jermaine Phillips 120 DE Greg White 8
2008	Tackles: Sacks:	LB Barrett Ruud 178, LB Derrick Brooks 111, LB Cato June 104, FS Tanard Jackson 102 DE Gaines Adams 6.5
2009	Tackles: Sacks:	LB Barrett Ruud 205, LB Geno Hayes 136, CB Ronde Barber 93, LB Quincy Black 93 DE Stylez G. White 6.5
2010	Tackles: Sacks:	LB Barrett Ruud 161, LB Geno Hayes 104, CB Ronde Barber 102, S Sean Jones 89 DE Stylez G. White 4.5
2011	Tackles: Sacks:	LB Mason Foster 126, S Sean Jones 92, LB Geno Hayes 86, CB Ronde Barber 77 DE Adrian Clayborn 7.5
2012	Tackles: Sacks:	LB Lavonte David 139, LB Mason Foster 104, S Ronde Barber 92, S Mark Barron 88 DE Michael Bennett 9.0
2013	Tackles: Sacks:	LB Lavonte David 144, LB Mason Foster 92, S Mark Barron 88, S Dashon Goldson 71 DT Gerald McCoy 9.5
2014	Tackles: Sacks:	LB Lavonte David 146, S Dashon Goldson 80, LB Danny Lansanah 79, CB Alterraun Verner 76 DT Gerald McCoy 8.5

## YEAR-BY-YEAR RECORDS

YEAR	REGULAR SEASON				DIV. RANK	POSTSEASON			HEAD COACH	CUM. REC. W/BUCS	
	W	L	T	PCT.		W	L	T		REG.	POST.
1976	0	14	0	.000	#5th	—	—	—	John McKay	(0-14)	
1977	2	12	0	.143	5th	—	—	—	John McKay	(2-26)	
1978	5	11	0	.313	5th	—	—	—	John McKay	(7-37)	
1979	10	6	0	.625	1st	1	1	0	John McKay	(17-43)	(1-1)
1980	5	10	1	.344	t-4th	—	—	—	John McKay	(22-53)	
1981	9	7	0	.563	1st	0	1	0	John McKay	(31-60)	(1-2)
1982	5	4	0	.556	t-2nd	0	1	0	John McKay	(35-64)	(1-3)
1983	2	14	0	.125	5th	—	—	—	John McKay	(37-78)	
1984	6	10	0	.375	3rd	—	—	—	John McKay	(44-88-1)	
1985	2	14	0	.125	5th	—	—	—	Leeman Bennett	(2-14)	
1986	2	14	0	.125	5th	—	—	—	Leeman Bennett	(4-28)	
1987	4	11	0	.267	t-4th	—	—	—	Ray Perkins	(4-11)	
1988	5	11	0	.313	3rd	—	—	—	Ray Perkins	(9-22)	
1989	5	11	0	.313	5th	—	—	—	Ray Perkins	(14-33)	
1990	6	10	0	.375	t-2nd	—	—	—	Ray Perkins *	(19-41)	
									Richard Williamson *	(1-2)	
1991	3	13	0	.188	5th	—	—	—	Richard Williamson	(4-15)	
1992	5	11	0	.313	t-3rd	—	—	—	Sam Wyche	(5-11)	
1993	5	11	0	.313	5th	—	—	—	Sam Wyche	(10-22)	
1994	6	10	0	.375	5th	—	—	—	Sam Wyche	(16-32)	
1995	7	9	0	.438	5th	—	—	—	Sam Wyche	(23-41)	
1996	6	10	0	.375	4th	—	—	—	Tony Dungy	(6-10)	
1997	10	6	0	.625	2nd	1	1	0	Tony Dungy	(16-16)	(1-1)
1998	8	8	0	.500	3rd	—	—	—	Tony Dungy	(24-24)	
1999	11	5	0	.688	1st	1	1	0	Tony Dungy	(35-29)	(2-2)
2000	10	6	0	.625	2nd	0	1	0	Tony Dungy	(45-35)	(2-3)
2001	9	7	0	.563	3rd	0	1	0	Tony Dungy	(54-42)	(2-4)
2002	12	4	0	.750	1st	3	0	0	Jon Gruden	(12-4)	(3-0)
2003	7	9	0	.438	3rd	—	—	—	Jon Gruden	(19-13)	
2004	5	11	0	.313	4th	—	—	—	Jon Gruden	(24-24)	
2005	11	5	0	.688	1st	0	1	0	Jon Gruden	(35-29)	(3-1)
2006	4	12	0	.250	4th	—	—	—	Jon Gruden	(39-41)	
2007	9	7	0	.563	1st	0	1	0	Jon Gruden	(48-48)	(3-2)
2008	9	7	0	.563	3rd	—	—	—	Jon Gruden	(57-55)	
2009	3	13	0	.231	4th	—	—	—	Raheem Morris	(3-13)	
2010	10	6	0	.625	3rd	—	—	—	Raheem Morris	(13-19)	
2011	4	12	0	.250	4th	—	—	—	Raheem Morris	(17-31)	
2012	7	9	0	.438	4th	—	—	—	Greg Schiano	(7-9)	
2013	4	12	0	.250	4th	—	—	—	Greg Schiano	(11-21)	
2014	2	14	0	.125	4th	—	—	—	Lovie Smith	(2-14)	
<b>Totals</b>	<b>235</b>	<b>376</b>	<b>1</b>	<b>.385</b>		<b>6</b>	<b>9</b>	<b>0</b>			

# Tampa Bay was in the AFC West in 1976 only.

\* Ray Perkins coached the first 13 games of 1990, Richard Williamson coached the last three games of 1990.

## BUCCANEER ALL-TIME COACHES RECORDS

(REGULAR SEASON ONLY)

YEAR	HEAD COACH	W-L-T
1976-84	John McKay	44-88-1
1985-86	Leeman Bennett	4-28-0
1987-90	Ray Perkins*	19-41-0
1990-91	Richard Williamson#	4-15-0
1992-95	Sam Wyche	23-41-0
1996-01	Tony Dungy	54-42-0
2002-08	Jon Gruden	57-55-0
2009-11	Raheem Morris	17-31-0
2012-13	Greg Schiano	11-21-0
2014	Lovie Smith	2-14-0

\* first 13 games of 1990

# last three games of 1990

# HOME/AWAY RECORDS

YEAR	HOME RECORD				YEAR	ROAD RECORD			
	W	L	T	PCT.		W	L	T	PCT.
1976	0	7	0	.000	1976	0	7	0	.000
1977	1	6	0	.143	1977	1	6	0	.143
1978	3	5	0	.375	1978	2	6	0	.250
1979	5	3	0	.625	1979	5	3	0	.625
1980	2	5	1	.313	1980	3	5	0	.375
1981	6	2	0	.750	1981	3	5	0	.375
1982	4	1	0	.800	1982	1	3	0	.250
1983	1	7	0	.125	1983	1	7	0	.125
1984	6	2	0	.750	1984	0	8	0	.000
1985	2	6	0	.250	1985	0	8	0	.000
1986	1	7	0	.125	1986	1	7	0	.125
1987	2	5	0	.286	1987	2	6	0	.250
1988	3	5	0	.375	1988	2	6	0	.250
1989	2	6	0	.250	1989	3	5	0	.375
1990	4	4	0	.500	1990	2	6	0	.250
1991	3	5	0	.375	1991	0	8	0	.000
1992	3	5	0	.375	1992	2	6	0	.250
1993	3	5	0	.375	1993	2	6	0	.250
1994	4	4	0	.500	1994	2	6	0	.250
1995	5	3	0	.625	1995	2	6	0	.250
1996	5	3	0	.625	1996	1	7	0	.125
1997	5	3	0	.625	1997	5	3	0	.625
1998	6	2	0	.750	1998	2	6	0	.250
1999	7	1	0	.875	1999	4	4	0	.500
2000	6	2	0	.750	2000	4	4	0	.500
2001	5	3	0	.600	2001	4	4	0	.500
2002	6	2	0	.750	2002	6	2	0	.750
2003	3	5	0	.375	2003	4	4	0	.500
2004	4	4	0	.500	2004	1	7	0	.125
2005	6	2	0	.750	2005	5	3	0	.625
2006	3	5	0	.375	2006	1	7	0	.125
2007	6	2	0	.750	2007	3	5	0	.375
2008	6	2	0	.750	2008	3	5	0	.375
2009	1	7	0	.125	2009	2	6	0	.250
2010	4	4	0	.500	2010	6	2	0	.750
2011	3	5	0	.375	2011	1	7	0	.125
2012	3	5	0	.375	2012	4	4	0	.500
2013	3	5	0	.375	2013	1	7	0	.125
2014	0	8	0	.000	2014	2	6	0	.250
<b>Totals</b>	<b>142</b>	<b>163</b>	<b>1</b>	<b>.466</b>	<b>Totals</b>	<b>93</b>	<b>213</b>	<b>0</b>	<b>.304</b>

COACHING

PLAYERS

2014 REVIEW

HISTORY

RECORDS

SIDELINES



## STARTING QUARTERBACKS BY YEAR

YEAR	QUARTERBACKS
1976	Steve Spurrier (0-12), Parnell Dickinson (0-1), Terry Hanratty (0-1)
1977	Gary Huff (2-4), Jeb Blount (0-4), Randy Hedberg (0-4)
1978	Doug Williams (4-6), Mike Rae (1-4), Mike Boryla (0-1)
1979	Doug Williams (10-6, 1-1 playoffs)
1980	Doug Williams (5-10-1)
1981	Doug Williams (9-7, 0-1 playoffs)
1982	Doug Williams (5-4, 0-1 playoffs)
1983	Jack Thompson (2-11), Jerry Golsteyn (0-3)
1984	Steve DeBerg (5-8), Jack Thompson (1-2)
1985	Steve DeBerg (1-10), Steve Young (1-4)
1986	Steve Young (2-12), Steve DeBerg (0-2)
1987	Steve DeBerg (2-6), Vinny Testaverde (0-4), John Reaves (1-1), Jim Zorn (1-0)
1988	Vinny Testaverde (5-10), Joe Ferguson (0-1)
1989	Vinny Testaverde (5-9), Joe Ferguson (0-2)
1990	Vinny Testaverde (6-7), Chris Chandler (0-3)
1991	Vinny Testaverde (3-9), Chris Chandler (0-3), Jeff Carlson (0-1)
1992	Vinny Testaverde (5-9), Steve DeBerg (0-2)
1993	Craig Erickson (5-10), Steve DeBerg (0-1)
1994	Craig Erickson (6-8), Trent Dilfer (0-2)
1995	Trent Dilfer (7-9)
1996	Trent Dilfer (6-10)
1997	Trent Dilfer (10-6, 1-1 playoffs)
1998	Trent Dilfer (8-8)
1999	Trent Dilfer (7-3), Shaun King (4-1, 1-1 playoffs), Eric Zeier (0-1)
2000	Shaun King (10-6, 0-1 playoffs)
2001	Brad Johnson (9-7, 0-1 playoffs)
2002	Brad Johnson (10-3, 3-0 playoffs), Rob Johnson (2-0), Shaun King (0-1)
2003	Brad Johnson (7-9)
2004	Brian Griese (4-6), Brad Johnson (0-4), Chris Simms (1-1)
2005	Brian Griese (5-1), Chris Simms (6-4, 0-1 playoffs)
2006	Bruce Gradkowski (3-8), Tim Rattay (1-1), Chris Simms (0-3)
2007	Jeff Garcia (8-5, 0-1 playoffs), Luke McCown (1-2)
2008	Jeff Garcia (6-5), Brian Griese (3-2)
2009	Byron Leftwich (0-3), Josh Johnson (0-4), Josh Freeman (3-6)
2010	Josh Freeman (10-6)
2011	Josh Freeman (4-11), Josh Johnson (0-1)
2012	Josh Freeman (7-9)
2013	Josh Freeman (0-3), Mike Glennon (4-9)
2014	Josh McCown (1-10), Mike Glennon (1-4)

HIGHEST WINNING PERCENTAGE BY STARTING QUARTERBACK  
(REGULAR SEASON)

QUARTERBACK	RECORD	PERCENTAGE
Shaun King	14-8	.636
Jeff Garcia	14-10	.583
Brian Griese	12-9	.571
Brad Johnson	26-23	.531
Trent Dilfer	38-38	.500
Doug Williams	33-33-1	.500
Chris Simms	7-8	.467
Josh Freeman	24-32	.429
Craig Erickson	11-18	.379
Vinny Testaverde	24-48	.333
<b>Mike Glennon</b>	<b>5-13</b>	<b>.278</b>
Bruce Gradkowski	3-8	.273
Steve DeBerg	8-29	.216
Jack Thompson	3-13	.188
Steve Young	3-16	.158
Josh McCown	1-10	.091

\* minimum 10 starts

# MOST WINS BY STARTING QUARTERBACK

## (REGULAR SEASON)

PLAYER	RECORD	PCT.
Trent Dilfer	38-38	.500
Doug Williams	33-33-1	.500
Brad Johnson	26-23	.531
Josh Freeman	24-32	.425
Vinny Testaverde	24-48	.333
Shaun King	14-8	.636
Jeff Garcia	14-10	.583

## (PLAYOFFS)

PLAYER	RECORD	PCT.
Brad Johnson	3-1	.750
Trent Dilfer	1-1	.500
Shaun King	1-2	.333
Doug Williams	1-3	.250

# QUARTERBACKS' RECORDS AS STARTERS

PLAYER	RECORD
Jeb Blount	0-4
Mike Boryla	0-1
Jeff Carlson	0-1
Chris Chandler	0-6
Steve DeBerg	8-29
Parnell Dickinson	0-1
Trent Dilfer	38-38 (1-1 playoffs)
Craig Erickson	11-18
Joe Ferguson	0-3
Josh Freeman	24-32
Jeff Garcia	14-10 (0-1 playoffs)
<b>Mike Glennon</b>	<b>5-13</b>
Jerry Golsteyn	0-3
Bruce Gradkowski	3-8
Brian Griese	12-9
Terry Hanratty	0-1
Randy Hedberg	0-4
Gary Huff	2-4

PLAYER	RECORD
Brad Johnson	26-23 (3-1 playoffs)
Josh Johnson	0-5
Rob Johnson	2-0
Shaun King	14-8 (1-2 playoffs)
Byron Leftwich	0-3
Josh McCown	1-10
Luke McCown	1-2
Mike Rae	1-4
Tim Rattay	1-1
John Reaves	1-1
Chris Simms	7-8 (0-1 playoffs)
Steve Spurrier	0-12
Vinny Testaverde	24-48
Jack Thompson	3-13
Doug Williams	33-33-1 (1-3 playoffs)
Steve Young	3-16
Eric Zeier	0-1
Jim Zorn	1-0

COACHING

PLAYERS

2014 REVIEW

HISTORY

RECORDS

SIDELINES

## YEAR-BY-YEAR OFFENSE (REGULAR SEASON)

YEAR	TOTAL PLAYS	FIRST DOWNS	RUSH YARDS	NET PASS YARDS	TOTAL YARDS	TOTAL POINTS
1976	859	191	1,503	1,503	3,006	125
1977	834	168	1,424	1,269	2,693	103
1978	962	238	2,098	1,703	3,800	241
1979	1,055	267	<b>2,437</b>	2,612	5,049	273
1980	1,031	281	1,839	3,220	5,059	271
1981	950	269	1,731	3,429	5,160	315
1982	587	163	952	1,943	2,895	158
1983	1,005	248	1,353	3,124	4,477	241
1984	<b>1,091</b>	<b>344</b>	1,776	3,545	5,321	335
1985	982	291	1,644	3,122	4,766	294
1986	970	273	1,863	2,498	4,361	239
1987	954	263	1,365	3,016	4,381	286
1988	998	295	1,753	3,308	5,061	261
1989	1,025	288	1,570	3,335	4,842	320
1990	911	238	1,626	2,849	4,475	264
1991	922	249	1,429	2,572	4,001	199
1992	994	281	1,706	3,065	4,771	267
1993	949	241	1,290	3,021	4,311	237
1994	951	276	1,489	3,265	4,754	251
1995	961	283	1,587	2,955	4,542	238
1996	996	260	1,589	2,727	4,316	221
1997	915	249	1,934	2,442	4,376	299
1998	1,000	262	2,148	2,606	4,754	314
1999	991	245	1,776	2,478	4,254	270
2000	961	275	2,066	2,583	4,649	388
2001	1,046	298	1,371	3,323	4,694	324
2002	1,022	287	1,557	3,445	5,002	346
2003	1,036	307	1,648	3,805	5,453	301
2004	949	271	1,489	3,474	4,963	301
2005	985	268	1,826	2,890	4,716	300
2006	972	237	1,523	2,798	4,321	211
2007	975	281	1,872	3,357	5,229	334
2008	1,045	298	1,837	3,619	5,456	361
2009	961	246	1,627	2,973	4,600	244
2010	955	288	2,001	3,361	5,362	341
2011	966	277	1,458	3,650	5,108	287
2012	1,008	301	1,837	<b>3,983</b>	<b>5,820</b>	<b>389</b>
2013	981	269	1,612	2,820	4,432	288
2014	936	263	1,375	3,297	4,672	277

**Bold**—Club Record; 1976-77-14 games; 1978-81-16 games; 1982-9 games; 1983-86-16 games; 1987-15 games; 1988-12-16 games

## YEAR-BY-YEAR DEFENSE (REGULAR SEASON)

YEAR	TOTAL PLAYS	FIRST DOWNS	RUSH YARDS	NET PASS YARDS	TOTAL YARDS	TOTAL POINTS
1976	933	283	2,560	2,241	4,801	412
1977	948	241	2,031	1,895	3,926	223
1978	1,047	256	2,049	2,279	4,328	259
1979	1,015	247	1,873	2,076	3,949	237
1980	1,088	313	2,101	3,304	5,405	341
1981	1,115	320	2,172	3,140	5,312	268
1982	<b>564</b>	<b>159</b>	<b>1,058</b>	<b>1,384</b>	<b>2,442</b>	<b>178</b>
1983	1,093	320	2,082	3,315	5,397	380
1984	1,033	311	2,233	3,241	5,474	380
1985	1,087	351	2,430	3,678	6,108	448
1986	1,061	362	2,648	3,685	6,333	473
1987	996	314	2,038	2,949	4,987	360
1988	1,025	293	1,551	3,604	5,155	350
1989	1,027	317	2,023	3,437	5,460	419
1990	1,001	313	2,223	3,256	5,479	367
1991	989	295	2,107	2,872	4,979	365
1992	985	296	1,675	3,510	5,185	365
1993	1,011	280	1,994	3,252	5,246	376
1994	986	298	1,964	3,372	5,336	351
1995	1,031	336	1,754	3,958	5,712	335
1996	976	296	1,889	2,925	4,814	293
1997	981	265	1,617	3,011	4,628	263
1998	925	244	1,583	2,762	4,345	295
1999	977	228	1,407	2,873	4,280	235
2000	1,047	283	1,648	3,152	4,800	269
2001	950	262	1,702	2,951	4,653	280
2002	963	236	1,554	2,490	4,044	196
2003	962	249	1,756	2,710	4,466	264
2004	961	258	1,973	2,579	4,552	304
2005	950	254	1,515	2,929	4,444	274
2006	1,015	300	1,917	3,354	5,271	353
2007	977	258	1,726	2,728	4,454	270
2008	945	259	1,901	2,997	4,898	323
2009	1,039	324	2,531	3,318	5,849	400
2010	991	307	2,107	3,216	5,323	318
2011	1,002	356	2,497	3,814	6,311	494
2012	1,031	329	1,320	4,758	6,078	394
2013	1,020	324	1,762	3,806	5,568	389
2014	1,067	353	1,819	4,084	5,903	410

**Bold**—Club Record; 1976-77-14 games; 1978-81-16 games; 1982-9 games; 1983-86-16 games; 1987-15 games; 1988-12-16 games

# YEAR-BY-YEAR NFL YARDAGE RANKINGS (REGULAR SEASON)

YEAR	OFFENSE			DEFENSE		
	OVERALL	RUSH	PASS	OVERALL	RUSH	PASS
1976	28 (214.7)	26 (107.4)	25 (107.4)	24 (342.9)	24 (182.9)	19 (160.1)
1977	28 (192.4)	28 (101.7)	28 (90.6)	13 (280.4)	17 (145.1)	11 (135.3)
1978	28 (237.5)	19 (131.1)	28 (106.4)	4 (270.5)	7 (128.1)	4 (142.4)
1979	14 (315.6)	8 (152.3)	18 (163.3)	1 (246.8)	7 (117.1)	1 (129.8)
1980	15 (316.2)	21 (114.9)	10 (201.3)	20 (337.8)	19 (131.3)	18 (206.5)
1981	18 (322.5)	24 (108.2)	11 (214.3)	13 (332.0)	22 (135.8)	12 (196.3)
1982	13 (321.7)	19 (105.8)	6 (215.9)	3 (271.3)	18 (117.6)	4 (153.8)
1983	28 (279.8)	27 (84.6)	15 (195.3)	16 (337.3)	15 (130.1)	19 (207.2)
1984	10 (332.6)	19 (111.0)	8 (221.6)	20 (342.1)	25 (139.6)	13 (202.6)
1985	23 (297.9)	t21 (102.8)	17 (195.1)	26 (381.8)	25 (151.9)	25 (229.9)
1986	27 (272.6)	12 (116.4)	27 (156.1)	28 (395.8)	28 (165.5)	24 (230.3)
1987	27 (292.1)	26 (91.0)	15 (201.1)	16 (332.5)	21 (135.9)	11 (196.6)
1988	17 (316.3)	21 (109.6)	12 (206.8)	13 (322.2)	2 (96.9)	26 (225.3)
1989	22 (302.6)	23 (94.2)	14 (208.4)	17 (341.3)	21 (126.4)	14 (214.8)
1990	24 (279.7)	19 (101.6)	17 (178.1)	24 (342.4)	25 (138.9)	18 (203.5)
1991	26 (250.1)	19 (89.3)	28 (160.8)	11 (311.2)	25 (131.7)	5 (179.5)
1992	16 (298.2)	14 (106.6)	15 (191.6)	25 (324.1)	11 (104.7)	28 (219.4)
1993	25 (269.4)	27 (80.6)	20 (188.8)	22 (327.9)	23 (124.6)	18 (203.3)
1994	20 (297.1)	22 (93.1)	17 (204.1)	21 (333.5)	26 (122.8)	11 (210.8)
1995	27 (283.9)	19 (99.2)	26 (184.7)	27 (357.0)	15 (109.6)	26 (247.4)
1996	28 (269.8)	22 (99.3)	29 (170.4)	11 (300.9)	22 (118.1)	4 (182.8)
1997	29 (273.5)	11 (120.9)	30 (152.6)	3 (289.1)	6 (101.1)	10 (188.0)
1998	22 (297.1)	4 (134.3)	27 (162.9)	2 (271.6)	8 (98.9)	2 (172.6)
1999	28 (265.9)	15 (111.0)	30 (154.9)	3 (267.5)	5 (87.9)	2 (179.6)
2000	21 (290.6)	9 (129.1)	26 (161.4)	9 (300.0)	5 (103.0)	13 (197.0)
2001	t26 (293.4)	30 (85.7)	15 (207.7)	6 (290.8)	12 (106.4)	5 (184.4)
2002	24 (312.6)	27 (97.3)	15 (215.3)	1 (252.8)	15 (97.1)	1 (155.6)
2003	10 (340.8)	24 (103.0)	6 (237.8)	5 (279.1)	13 (109.8)	3 (169.2)
2004	22 (310.2)	29 (93.1)	14 (217.1)	5 (284.5)	19 (123.3)	1 (161.2)
2005	23 (294.8)	14 (114.1)	25 (180.6)	1 (277.8)	6 (94.7)	6 (183.1)
2006	29 (270.1)	28 (95.2)	26 (174.9)	17 (329.4)	17 (119.8)	19 (209.6)
2007	18 (326.8)	11 (117.0)	16 (209.8)	2 (278.4)	17 (107.9)	1 (170.5)
2008	14 (341.0)	15 (114.8)	11 (226.2)	9 (306.1)	19 (118.1)	4 (187.3)
2009	28 (287.5)	23 (101.7)	24 (185.8)	27 (365.6)	32 (158.2)	10 (207.4)
2010	19 (335.1)	8 (125.1)	17 (210.1)	17 (332.7)	28 (131.7)	7 (201.0)
2011	21 (319.3)	30 (91.1)	16 (228.1)	30 (394.4)	32 (156.1)	21 (238.4)
2012	9 (363.8)	15 (114.8)	10 (248.9)	19 (379.9)	1 (82.5)	32 (297.4)
2013	32 (277.0)	22 (100.8)	32 (176.3)	17 (348.0)	15 (110.1)	17 (237.9)
2014	30 (*292.0)	29 (85.9)	25 (206.1)	25 (368.9)	19 (113.7)	28 (255.3)

# YEAR-BY-YEAR NFL 3RD & 4TH DOWN PERCENTAGES

YEAR	BUCCANEERS			FOURTH DOWN*			THIRD DOWN			OPPONENTS		
	MADE	ATT.	PCT.	MADE	ATT.	PCT.	MADE	ATT.	PCT.	MADE	ATT.	PCT.
1976	51	206	24.8	--	--	--	88	206	42.7	--	--	--
1977	56	229	24.5	--	--	--	87	232	37.5	--	--	--
1978	72	233	30.9	--	--	--	90	264	34.1	--	--	--
1979	92	264	34.8	--	--	--	79	247	32.0	--	--	--
1980	99	241	41.1	--	--	--	110	250	44.0	--	--	--
1981	63	195	32.3	--	--	--	93	238	39.1	--	--	--
1982	48	126	38.1	8	9	88.9	47	122	38.5	7	9	77.8
1983	73	225	32.4	11	20	55.0	89	229	38.9	9	14	64.3
1984	94	219	42.9	7	17	41.2	93	212	43.9	7	16	43.8
1985	76	209	36.4	11	18	61.1	88	212	41.5	4	7	57.1
1986	59	193	30.6	8	19	42.1	90	193	46.6	6	10	60.0
1987	83	215	38.6	3	6	50.0	90	200	45.0	6	9	66.7
1988	72	202	35.6	2	11	18.2	101	227	44.5	6	9	66.7
1989	95	230	41.3	7	13	53.8	87	208	41.8	10	17	58.8
1990	76	204	37.3	9	19	47.4	93	205	45.4	7	13	53.8
1991	60	190	31.6	7	14	50.0	79	209	37.8	6	13	46.2
1992	78	210	37.1	8	21	38.1	92	212	43.4	7	12	58.3
1993	74	213	34.7	3	12	25.0	85	224	37.9	5	16	31.3
1994	73	199	36.7	6	15	40.0	94	214	43.9	4	12	33.3
1995	68	195	34.9	7	13	53.8	93	211	44.1	4	7	57.1
1996	89	225	39.6	9	24	37.5	87	214	40.7	10	13	76.9
1997	79	204	38.7	5	14	35.7	75	220	34.1	11	17	64.7
1998	93	230	40.4	6	14	42.9	64	202	31.7	3	14	21.4
1999	81	230	35.2	7	15	46.7	75	232	32.3	4	13	30.8
2000	66	198	33.3	5	12	41.7	74	225	32.9	12	20	60.0
2001	80	228	35.1	11	17	64.7	78	216	36.1	4	13	30.8
2002	79	222	35.6	6	9	66.7	75	223	33.6	8	13	61.5
2003	78	220	35.5	8	15	53.3	68	214	31.8	7	18	38.9
2004	75	199	37.7	4	6	66.7	77	218	35.3	3	8	37.5
2005	87	221	39.4	4	7	57.1	75	214	35.0	7	18	38.9
2006	82	222	36.9	4	16	25.0	82	217	37.8	5	12	41.7
2007	82	213	38.5	5	13	38.5	92	224	41.1	9	16	56.3
2008	88	229	38.4	10	18	55.6	81	214	37.9	5	13	38.5
2009	71	218	32.6	9	22	40.9	86	214	40.2	9	15	60.0
2010	89	211	42.2	10	14	71.4	92	213	43.2	9	17	52.9
2011	76	206	36.9	8	21	38.1	73	185	39.5	9	13	69.2
2012	76	212	35.8	7	17	41.2	88	219	40.2	6	14	42.9
2013	69	221	31.2	8	22	36.4	80	204	39.2	8	14	57.1
2014	76	203	37.4	4	12	33.3	93	213	43.7	5	9	55.6
<b>Total</b>	<b>2,908</b>	<b>7,882</b>	<b>36.89</b>	<b>219</b>	<b>473</b>	<b>46.63</b>	<b>3,203</b>	<b>8,192</b>	<b>39.10</b>	<b>221</b>	<b>420</b>	<b>52.62</b>

\* Fourth down statistics were not compiled by the NFL until 1982 season.

## YEAR-BY-YEAR SCORING (REGULAR SEASON)

YEAR	TD	TDR	BUCCANEERS			PAT	2-PT. *	FG	S	PTS.
			TDP	TDRT						
1976	15	5	9	1	11-15	—	8-18	0	125	
1977	11	4	3	4	10-11	—	9-17	0	103	
1978	29	16	12	1	25-29	—	14-24	0	241	
1979	35	13	19	3	30-35	—	11-19	0	273	
1980	32	9	20	3	31-32	—	16-23	0	271	
1981	38	13	20	5	36-38	—	17-28	0	315	
1982	15	6	9	0	14-15	—	18-23	0	158	
1983	31	9	18	4	25-31	—	10-24	0	241	
1984	40	17	22	1	38-40	—	19-26	0	335	
1985	33	11	22	0	30-33	—	22-32	0	294	
1986	27	12	13	2	26-27	—	17-24	0	239	
1987	33	7	22	4	31-33	—	19-24	0	286	
1988	28	11	16	1	28-28	—	21-30	1	261	
1989	36	10	23	3	34-36	—	22-28	2	320	
1990	28	7	18	3	27-28	—	23-27	0	264	
1991	22	9	13	0	22-22	—	15-20	0	199	
1992	33	12	17	4	33-33	—	12-22	0	267	
1993	27	6	19	2	27-27	—	16-22	0	237	
1994	26	8	17	1	20-20	3-6	23-35	0	251	
1995	26	19	5	2	25-25	0-1	19-26	0	238	
1996	21	8	12	1	18-19	1-2	25-32	0	221	
1997	38	15	21	2	32-35	0-3	13-17	0	299	
1998	36	12	21	3	29-30	3-6	21-28	0	314	
1999	27	7	18	2	25-25	0-2	27-32	1	270	
2000	43	18	18	7	42-42	1-1	28-34	1	388	
2001	34	17	13	4	30-30	3-4	28-35	0	324	
2002	35	6	23	6	32-32	2-3	32-39	2	346	
2003	36	5	27	4	33-34	1-2	16-26	1	301	
2004	37	9	24	4	32-33	1-4	15-24	0	301	
2005	33	13	17	3	32-32	1-1	22-27	1	300	
2006	23	6	14	3	22-23	0-0	17-22	0	211	
2007	36	15	18	3	34-34	0-0	28-33	0	334	
2008	38	13	18	7	35-36	1-2	32-38	0	361	
2009	28	5	18	5	24-24	2-4	16-26	0	244	
2010	39	9	26	4	36-36	1-3	23-28	0	341	
2011	30	9	17	4	23-23	2-7	26-28	1	287	
2012	44	13	27	4	37-37	1-4	28-33	0	389	
2013	31	6	22	3	31-31	0-0	23-29	1	288	
2014	31	7	21	3	31-31	0-0	20-24	0	277	
<b>Totals</b>	<b>1,205</b>	<b>397</b>	<b>692</b>	<b>116</b>	<b>1,101-1,145</b>	<b>23-54</b>	<b>771-1,047</b>	<b>11</b>	<b>11,325</b>	

YEAR	TD	TDR	OPPONENTS			PAT	2-PT. *	FG	S	PTS.
			TDP	TDRT						
1976	50	23	19	8	48-50	---	20-32	2	412	
1977	26	13	10	3	23-26	---	14-25	1	223	
1978	27	12	13	2	23-27	---	24-31	1	259	
1979	28	13	14	1	25-28	---	14-24	1	237	
1980	40	20	17	3	39-40	---	20-33	1	341	
1981	27	16	10	1	27-27	---	25-33	2	268	
1982	21	9	10	2	16-21	---	12-17	0	178	
1983	42	19	15	8	40-42	---	28-34	2	380	
1984	47	27	20	0	44-46	---	18-27	0	380	
1985	50	28	18	4	50-50	---	32-42	1	448	
1986	59	31	23	5	56-58	---	21-30	0	473	
1987	44	18	23	3	42-44	---	18-30	0	360	
1988	42	21	19	2	42-42	---	18-30	1	350	
1989	51	18	29	4	51-51	---	20-24	1	419	
1990	45	20	22	3	43-45	---	18-27	0	367	
1991	41	21	15	5	40-41	---	25-35	2	365	
1992	43	15	25	3	43-43	---	20-30	2	365	
1993	40	15	22	3	38-40	---	32-35	1	376	
1994	40	13	25	2	38-38	2-2	23-26	0	351	
1995	35	14	19	2	30-31	1-4	31-40	0	335	
1996	34	13	17	4	32-32	0-2	19-27	0	293	
1997	29	10	13	6	25-25	4-4	18-29	1	263	
1998	31	12	15	4	29-29	0-2	26-30	1	295	
1999	23	8	11	4	23-23	0-0	24-31	1	235	
2000	29	12	15	2	25-25	2-4	22-32	0	269	
2001	29	8	20	1	25-25	3-4	25-29	0	280	
2002	21	8	10	3	19-19	0-1	17-23	0	196	
2003	27	6	16	5	27-27	0-0	25-34	0	264	
2004	35	8	21	6	34-35	0-0	20-31	0	304	
2005	28	10	15	3	26-27	1-1	26-33	0	274	
2006	41	11	26	4	41-41	0-0	22-30	0	353	
2007	32	11	18	3	31-32	0-0	15-18	1	270	
2008	34	8	23	3	33-33	1-1	28-30	0	323	
2009	46	16	28	2	44-46	0-0	26-32	1	400	
2010	38	12	23	3	35-35	2-3	17-21	0	318	
2011	61	26	30	5	59-60	0-1	23-29	0	494	
2012	48	13	30	5	45-45	2-3	19-28	1	394	
2013	42	10	30	2	40-40	1-2	31-32	1	389	
2014	46	15	28	3	41-41	1-3	29-39	2	410	
<b>Totals</b>	<b>1,472</b>	<b>583</b>	<b>757</b>	<b>132</b>	<b>1,392-1,430</b>	<b>20-37</b>	<b>865-1,163</b>	<b>27</b>	<b>12,911</b>	

\* Two-point conversion introduced in 1994.

# YEAR-BY-YEAR TURNOVER DIFFERENTIAL (REGULAR SEASON)

YEAR	TAKEAWAYS				GIVEAWAYS				
	INT	FUM	FUM LOST	TOTAL	INT	FUM	FUM LOST	TOTAL TO	TO DIFF
1976	9	33	19	28	20	30	17	37	-9
1977	23	34	18	41	30	30	16	46	-5
1978	29	32	14	43	18	35	20	38	+5
1979	14	45	24	38	26	25	15	41	-3
1980	15	32	13	28	17	28	21	38	-10
1981	32	32	14	46	14	27	14	28	+18
1982	11	15	10	21	11	28	12	23	-2
1983	23	43	18	41	24	39	13	37	+4
1984	18	27	14	32	23	36	20	43	-11
1985	18	37	22	40	26	37	22	48	-8
1986	13	39	19	32	25	36	17	42	-10
1987	16	42	20	36	17	35	14	31	+5
1988	21	29	12	33	36	27	16	52	-19
1989	21	30	18	39	28	21	9	37	+2
1990	25	33	17	42	24	38	19	43	-1
1991	11	27	16	27	29	30	18	47	-20
1992	20	19	12	32	20	19	9	29	+3
1993	9	27	13	22	25	28	11	36	-14
1994	9	21	12	21	16	18	7	23	-2
1995	14	26	16	30	20	25	14	34	-4
1996	17	31	12	29	20	28	14	34	-5
1997	13	21	12	25	12	31	11	23	+2
1998	12	28	14	26	18	23	13	31	-5
1999	21	23	10	31	16	25	19	35	-4
2000	25	26	16	41	13	16	11	24	+17
2001	28	22	11	39	12	20	10	22	+17
2002	31	21	7	38	10	24	11	21	+17
2003	20	29	13	33	22	23	9	31	+2
2004	16	21	11	27	18	32	18	36	-9
2005	17	25	13	30	14	16	9	23	+7
2006	11	25	9	20	18	27	14	32	-12
2007	16	31	19	35	8	18	12	20	+15
2008	22	16	8	30	13	21	13	26	+4
2009	19	18	10	29	29	25	5	34	-5
2010	19	17	9	28	6	24	13	19	+9
2011	14	21	10	24	24	30	16	40	-16
2012	18	16	8	26	17	16	6	23	+3
2013	21	18	10	31	12	18	9	21	+10
2014	14	25	11	25	20	29	13	33	-8
<b>Totals</b>	<b>691</b>	<b>1,028</b>	<b>523</b>	<b>1,214</b>	<b>731</b>	<b>974</b>	<b>517</b>	<b>1,248</b>	<b>-34</b>

## FRANCHISE MILESTONES

### TEAM

First Game	July 31, 1976	L.A. RAMS 26, Tampa Bay 3
First Regular Season Game	September 12, 1976	HOUSTON 20, Tampa Bay 0
First Victory	August 14, 1976	Tampa Bay 17, Atlanta 3 (at Jacksonville)
First Regular Season Victory	December 11, 1977	Tampa Bay 33, NEW ORLEANS 14
First Regular Season Home Victory	December 18, 1977	TAMPA BAY 17, St. Louis 7
50th Regular Season Game	October 7, 1979	N.Y. GIANTS 17, Tampa Bay 14
50th Regular Season Victory	October 4, 1987	TAMPA BAY 31, Detroit 27
100th Regular Season Game	December 26, 1982	TAMPA BAY 23, Detroit 21
100th Regular Season Victory	December 22, 1996	TAMPA BAY 34, Chicago 19
150th Regular Season Game	September 7, 1986	San Francisco 31, TAMPA BAY 7
150th Regular Season Victory	September 23, 2002	TAMPA BAY 35, St. Louis 7
200th Regular Season Game	October 1, 1989	MINNESOTA 17, Tampa Bay 3
200th Regular Season Victory	October 12, 2008	TAMPA BAY 27, Carolina 3
250th Regular Season Game	October 18, 1992	CHICAGO 31, Tampa Bay 14
300th Regular Season Game	October 22, 1995	Atlanta 24, TAMPA BAY 21
350th Regular Season Game	November 15, 1998	JACKSONVILLE 29, Tampa Bay 24
400th Regular Season Game	December 9, 2001	TAMPA BAY 15, Detroit 12
450th Regular Season Game	December 19, 2004	New Orleans 21, TAMPA BAY 17
500th Regular Season Game	December 30, 2007	Carolina 31, TAMPA BAY 23
550th Regular Season Game	September 18, 2011	Tampa Bay 24, MINNESOTA 20
600th Regular Season Game	September 28, 2014	Tampa Bay 27, PITTSBURGH 24

### INDIVIDUAL

First Points	July 31, 1976	Pete Rajecki, 51-yard FG at L.A. Rams
First Regular Season Points	September 26, 1976	Dave Green, 39-yard FG vs. Buffalo
First Touchdown	August 7, 1976	Vince Kendrick 1-yard run at Green Bay
First Regular Season Touchdown	October 3, 1976	Danny Reece 4-yard fumble return at Baltimore
First Regular Season Offensive TD	October 3, 1976	Charlie Davis 1-yard run at Baltimore
First Regular Season Punt Return TD	October 2, 1994	Vernon Turner 80-yard punt return vs. Detroit
100th Regular Season Touchdown	October 12, 1980	Doug Williams 5-yard run vs. Green Bay
200th Regular Season Touchdown	December 4, 1983	Theo Bell 9-yard reception at San Francisco
300th Regular Season Touchdown	November 23, 1986	Pat Franklin 2-yard reception vs. Detroit
400th Regular Season Touchdown	December 10, 1989	Ron Hall 24-yard pass at Houston
500th Regular Season Touchdown	November 14, 1993	Vince Workman 18-yard reception vs. San Francisco
600th Regular Season Touchdown	September 28, 1997	Reidel Anthony 8-yard reception vs. Arizona
700th Regular Season Touchdown	September 24, 2000	Dave Moore 3-yard reception vs. N.Y. Jets
800th Regular Season Touchdown	September 8, 2003	Joe Jurevicius 13-yard reception at Philadelphia
900th Regular Season Touchdown	December 24, 2005	Jameel Cook 9-yard reception vs. Atlanta
1,000th Regular Season Touchdown	December 28, 2008	Carnell Williams 9-yard run vs. Oakland

COACHING

PLAYERS

2014 REVIEW

HISTORY

RECORDS

SIDELINES



DATE	W/L	SCORE	OPPONENT	ATT.
9/12	L	0-20	at Houston	42,228
9/19	L	0-23	SAN DIEGO	39,558
9/26	L	9-14	BUFFALO	44,505
10/3	L	17-42	at Baltimore	40,053
10/10	L	0-21	at Cincinnati	40,700
10/17	L	10-13	SEATTLE	43,458
10/24	L	20-23	MIAMI	61,437
10/31	L	19-28	KANSAS CITY	41,779
11/7	L	13-48	at Denver	61,703
11/14	L	0-34	at N.Y. Jets	46,427
11/21	L	7-24	CLEVELAND	36,930
11/28	L	16-49	at Oakland	49,590
12/5	L	0-42	at Pittsburgh	43,385
12/12	L	14-31	NEW ENGLAND	41,517

	BUCS	OPP
TOTAL FIRST DOWNS	191	283
Rushing	71	136
Passing	93	124
Penalty	27	23
3rd Down: Made/Att.	51/206	88/206
TOTAL NET YARDS	3,006	4,801
Avg. Per Game	214.7	342.9
Total Plays	859	933
Avg. Per Play	3.5	5.1
NET YARDS RUSHING	1,503	2,560
Avg. Per Game	107.4	182.9
Total Rushes	433	588
NET YARDS PASSING	1,503	2,241
Avg. Per Game	107.4	160.1
Sacked /Yards Lost	50/423	24/171
Gross Yards	1,926	2,412
Att./Completions	376/181	321/180
Completion Pct.	48.1	56.1
Had Intercepted	20	9
PUNTS/AVERAGE	92/39.3	65/39.3
NET PUNTING AVG.	28.4	30.8
PENALTIES / YARDS	109/875	109/935
FUMBLES / FUMBLES LOST	30/17	33/19
TOUCHDOWNS	15	50
Rushing	5	23
Passing	9	19
Returns	1	8

BY QUARTERS	1	2	3	4	OT	TOT
BUCCANEERS	23	37	16	49	0	125
OPPONENTS	61	130	106	115	0	412

SCORING	TD	R	P	RT	PAT	FG	S	PTS
Owens	6	0	6	0	0/0	0/0	0	36
Green	0	0	0	0	11/15	8/15	0	35
Johnson	2	1	1	0	0/0	0/0	0	12
Williams	2	2	0	0	0/0	0/0	0	12
C. Davis	1	1	0	0	0/0	0/0	0	6
BUCCANEERS	15	5	9	1	11/15	8/18	0	125
OPPONENTS	50	23	19	8	48/50	20/32	2	412

FIELD GOALS	1/19	20/29	30/39	40/49	50+	LONG
Green	1/1	2/3	3/6	2/5	0/0	45
Roder	0/0	0/0	0/2	0/1	0/0	0
BUCCANEERS	1/1	2/3	3/8	2/6	0/0	45
OPPONENTS	3/3	4/12	8/8	4/8	0/1	48

RUSHING	NO.	YDS.	AVG.	LONG	TD
Carter	171	521	3.0	26	1
Williams	87	324	3.7	17	2
Johnson	47	166	3.5	27	1
McNeill	27	135	5.0	17	0
C. Davis	41	107	2.6	13	1
BUCCANEERS	433	1,503	3.5	46	5
OPPONENTS	588	2,560	4.4	69	23

PASSING	ATT.	CMP.	YDS.	CMP%	YDS/ATT	TD	TD%	INT	INT%	LONG	SK/LOST	RTG
Spurrier	311	156	1,628	50.2	5.23	7	2.3	12	3.9	38	32/267	57.1
Dickinson	39	15	210	38.5	5.34	1	2.6	5	12.8	49	14/124	25.5
BUCCANEERS	376	181	1,926	48.1	5.12	9	2.4	20	5.3	49	50/423	49.4
OPPONENTS	321	180	2,412	56.1	7.51	19	5.9	9	2.8	71	24/171	87.6

RECEIVING	NO.	YDS.	AVG.	LONG	TD
Owens	30	390	13.0	27	6
B. Moore	26	310	11.9	31	0
E. Johnson	25	201	8.0	38	1
Williams	23	166	7.2	18	0
McKay	20	302	15.1	49	1
Carter	20	135	6.8	19	0
BUCCANEERS	181	1,926	10.6	49	9
OPPONENTS	180	2,412	13.4	71	19

INTERCEPTIONS	NO.	YDS.	AVG.	LONG	TD
Cotney	3	25	8.3	25	0
Stone	2	47	23.5	26	0
Jordan	2	10	5.0	10	0
C. Peterson	1	15	15.0	15	0
Ball	1	2	2.0	2	0
BUCCANEERS	9	99	11.0	26	0
OPPONENTS	20	490	24.5	68	4

TACKLES	SOLO	ASST.	TOTAL
Wood	75	21	96
Pear	73	18	91
Stone	53	19	72

SACKS	SPECIAL TEAM TACKLES	
Rudolph	5.0	Statistic Not Available
L.R. Selmon	5.0	
Pear	3.0	
Toomay	3.0	
D. Selmon	2.0	
BUCCANEERS	22.0	
OPPONENTS	50.0	

PUNTING	NO.	YDS.	AVG.	NET	TB	IN20	LG	BK
Green	92	3,619	39.3	30.3	3	12	56	0
BUCCANEERS	92	3,619	39.3	30.3	3	12	56	0
OPPONENTS	65	2,566	39.3	31.9	6	15	57	0

PUNT RETURNS	RET.	FC	YDS.	AVG.	LONG	TD
Reece	20	0	143	7.2	30	0
M. Moore	14	0	106	7.6	21	0
Douglas	4	0	78	19.5	32	0
Cotney	3	0	26	8.7	9	0
Stone	1	0	11	11.0	11	0
BUCCANEERS	43	0	366	8.5	32	1
OPPONENTS	71	4	774	10.9	60	1

KICKOFF RETURNS	NO.	YDS.	AVG.	LONG	TD
Douglas	7	167	23.9	29	0
McNeill	17	384	22.6	43	0
Johnson	13	287	22.1	32	0
Carter	15	300	20.0	27	0
M. Moore	7	134	19.1	27	0
BUCCANEERS	70	1,488	21.3	43	0
OPPONENTS	35	717	20.5	43	0

USUAL STARTING LINEUP	OFFENSE:	DEFENSE:	
WR	89 John McKay	LE	78 Council Rudolph
LT	71 Steve Young	LT	76 Dave Pear
LG	72 Howard Fest	RT	63 Lee Roy Selmon
C	51 Dan Ryczek	RE	66 Pat Toomay
RG	67 Tom Alward	LLB	30 Jimmy Gunn
RT	74 Mike Current	MLB	52 Steve Reese
TE	86 Bob Moore	RLB	54 Richard Wood
WR	85 Morris Owens	LCB	25 Curtis Jordan
QB	11 Steve Spurrier	RCB	46 Danny Reece
FB	43 Ed Williams	SS	33 Mark Cotney
RB	32 Louis Carter	FS	28 Ken Stone

DATE	W/L	SCORE	OPPONENT	ATT.
9/18	L	3-13	at Philadelphia	61,549
9/24	L	3-9	MINNESOTA	66,272
10/2	L	7-23	at Dallas	55,316
10/9	L	0-10	WASHINGTON	58,571
10/16	L	23-30	at Seattle	54,783
10/23	L	0-13	GREEN BAY	47,635
10/30	L	10-20	at San Francisco	34,750
11/6	L	0-31	at L.A. Rams	45,493
11/13	L	0-10	N.Y. GIANTS	46,518
11/20	L	7-16	at Detroit	49,751
11/27	L	0-17	ATLANTA	43,592
12/4	L	0-10	CHICAGO	48,948
12/11	W	33-14	at New Orleans	40,124
12/18	W	17-7	ST. LOUIS	56,922

	BUCS	OPP
TOTAL FIRST DOWNS	168	241
Rushing	84	124
Passing	69	106
Penalty	15	11
3rd Down: Made/Att.	56/229	87/232
TOTAL NET YARDS	2,693	3,926
Avg. Per Game	192.4	280.4
Total Plays	834	948
Avg. Per Play	3.23	4.14
NET YARDS RUSHING	1,424	2,031
Avg. Per Game	101.7	145.1
Total Rushes	465	581
NET YARDS PASSING	1,269	1,895
Avg. Per Game	90.6	135.3
Sacked /Yards Lost	48/445	30/246
Gross Yards	1,714	2,141
Att./Completions	321/131	337/190
Completion Pct.	40.8	56.4
Had Intercepted	30	23
PUNTS/AVERAGE	99/39.9	89/37.6
NET PUNTING AVG.	35.1	33.6
PENALTIES / YARDS	88/717	97/716
FUMBLES / FUMBLES LOST	30/16	34/18
TOUCHDOWNS	11	26
Rushing	4	13
Passing	3	10
Returns	4	3

BY QUARTERS	1	2	3	4	OT	TOT
BUCCANEERS	16	41	19	27	0	103
OPPONENTS	61	59	46	57	0	223

SCORING	TD	R	P	RT	PAT	FG	S	PTS
Leavitt	0	0	0	0	5/5	5/10	0	20
Owens	3	0	3	0	0/0	0/0	0	18
Green	0	0	0	0	5/6	4/7	0	17
L. Carter	2	2	0	0	0/0	0/0	0	12
Wood	2	0	0	2	0/0	0/0	0	12
BUCCANEERS	11	4	3	4	10/11	9/17	0	103
OPPONENTS	26	13	10	3	23/26	14/25	1	223

FIELD GOALS	1/19	20/29	30/39	40/49	50+	LONG
Green	0/0	3/3	0/2	1/2	0/0	40
Leavitt	1/1	2/3	1/2	1/3	0/1	40
BUCCANEERS	1/1	5/6	1/4	2/5	0/1	40
OPPONENTS	1/1	2/4	4/7	7/10	0/3	47

RUSHING	NO.	YDS.	AVG.	LONG	TD
Bell	148	436	2.9	20	1
Davis	95	297	3.1	35	1
DuBose	71	284	4.0	13	0
Williams	63	198	3.1	14	0
L. Carter	59	117	2.0	20	2
BUCCANEERS	465	1,424	3.06	35	4
OPPONENTS	581	2,031	3.50	35	13

PASSING	ATT.	CMP.	YDS.	CMP%	YDS/ATT	TD	TD%	INT	INT%	LONG	SK/LOST	RTG
Huff	138	67	889	48.6	6.44	3	2.17	13	9.42	67	15/150	37.0
Hedberg	90	25	244	18.9	1.84	0	0.00	10	7.58	19	15/131	8.0
Blount	89	37	522	41.6	5.87	0	0.00	7	7.87	56	18/164	28.3
BUCCANEERS	321	131	1,714	40.8	5.34	3	0.93	30	9.34	67	48/445	22.6
OPPONENTS	337	190	2,141	56.4	6.35	10	2.96	23	6.82	51	30/246	57.2

RECEIVING	NO.	YDS.	AVG.	LONG	TD
Owens	34	655	19.3	67	3
Hagins	15	196	13.1	56	0
McKay	12	164	13.7	26	0
DuBose	11	89	8.1	17	0
Bell	11	88	8.0	23	0
BUCCANEERS	131	1,714	13.1	67	3
OPPONENTS	190	2,141	11.3	51	10

INTERCEPTIONS	NO.	YDS.	AVG.	LONG	TD
Washington	5	71	14.2	45	1
Wood	4	86	21.5	30	1
White	4	61	15.3	32	0
Brown	2	66	32.5	27	0
Lewis	2	55	27.5	42	0
BUCCANEERS	23	368	16.0	45	3
OPPONENTS	30	429	14.3	79	3

TACKLES	SOLO	ASST.	TOTAL
D. Selmon	N/A	N/A	167
Wood	N/A	N/A	141
Brown	N/A	N/A	116

SACKS	SPECIAL TEAM TACKLES
L.R. Selmon	13.0
Rudolph	6.5
Johnson	3.0
Pear	2.5
Lewis	2.0
BUCCANEERS	30.0
OPPONENTS	48.0

PUNTING	NO.	YDS.	AVG.	NET	TB	IN20	LG	BK
Green	98	3,948	40.3	34.3	6	16	70	1
BUCCANEERS	99	3,948	39.9	33.9	6	16	70	1
OPPONENTS	89	3,351	37.6	32.0	7	19	54	0

PUNT RETURNS	RET.	FC	YDS.	AVG.	LONG	TD
Reece	31	2	276	8.9	36	0
Hagins	17	1	85	5.0	29	0
BUCCANEERS	48	3	361	7.5	36	0
OPPONENTS	71	6	469	6.6	38	0

KICKOFF RETURNS	NO.	YDS.	AVG.	LONG	TD
Reece	3	72	24.0	34	0
Hagins	21	493	23.5	41	0
Ragsdale	3	68	22.7	21	0
Davis	15	277	18.5	28	0
Nafziger	1	4	4.0	4	0
BUCCANEERS	43	914	21.2	41	0
OPPONENTS	33	699	21.2	35	0

USUAL STARTING LINEUP				DEFENSE:			
WR	89	John McKay	LE	78	Council Rudolph		
LT	75	Dave Reavis	DT	76	Dave Pear		
LG	62	Jeff Winans	RE	63	Lee Roy Selmon		
C	51	Dan Ryczek	OLB	57	Dave Lewis		
RG	68	Dan Medlin	ILB	61	Dewey Selmon		
RT	70	Darryl Carlton	ILB	54	Richard Wood		
TE	83	Dana Nafziger	OLB	56	Cecil Johnson		
WR	85	Morris Owens	LCB	45	Jeris White		
QB	19	Gary Huff	RCB	40	Mike Washington		
FB	35	Jimmy DuBose	SS	33	Mark Cotney		
RB	42	Ricky Bell	FS	34	Cedric Brown		

COACHING  
PLAYERS  
2014 REVIEW  
HISTORY  
RECORDS  
SIDELINES

## 1978

DATE	W/L	SCORE	OPPONENT	ATT.
9/2	L	13-19	N.Y. GIANTS	67,456
9/9	L	7-15	DETROIT	64,445
9/17	W	16-10	at Minnesota	46,152
9/24	W	14-9	ATLANTA	58,073
10/1	L	7-24	MINNESOTA	65,972
10/8	W	30-13	at Kansas City	38,201
10/15	L	14-17	at N.Y. Giants	68,025
10/22	W	33-19	CHICAGO	68,146
10/29	L	7-9	at Green Bay	55,108
11/5	L	23-26	at L.A. Rams	55,182
11/12	L	23-34	at Detroit	60,320
11/19	W	31-10	BUFFALO	61,383
11/26	L	3-14	at Chicago	42,373
12/3	L	7-17	GREEN BAY	67,754
12/10	L	3-6	at San Francisco	30,931
12/17	L	10-17	NEW ORLEANS	51,207

	BUCS	OPP
TOTAL FIRST DOWNS	238	256
Rushing	111	109
Passing	101	131
Penalty	26	16
3rd Down: Made/Att.	72/233	90/264
TOTAL NET YARDS	3,800	4,328
Avg. Per Game	237.5	270.5
Total Plays	962	1047
Avg. Per Play	4.0	4.1
NET YARDS RUSHING	2,098	2,049
Avg. Per Game	131.1	128.1
Total Rushes	549	595
NET YARDS PASSING	1,703	2,279
Avg. Per Game	106.4	142.4
Sacked / Yards Lost	52/468	33/256
Gross Yards	2,171	2,535
Att./Completions	361/151	419/241
Completion Pct.	41.8	57.5
Had Intercepted	18	29
PUNTS/AVERAGE	102/40.1	97/40.4
NET PUNTING AVG.	33.0	32.2
PENALTIES / YARDS	100/860	101/963
FUMBLES / FUMBLES LOST	35/20	32/14
TOUCHDOWNS	29	27
Rushing	16	12
Passing	12	13
Returns	1	2

BY QUARTERS	1	2	3	4	OT	TOT
BUCCANEERS	40	82	30	89	0	241
OPPONENTS	67	64	46	82	0	259

SCORING	TD	R	P	RT	PAT	FG	S	PTS
O'Donoghue	0	0	0	0	25/29	13/23	0	64
Bell	6	6	0	0	0/0	0/0	0	36
Owens	5	0	5	0	0/0	0/0	0	30
DuBoise	4	4	0	0	0/0	0/0	0	24
Obradovich	3	0	3	0	0/0	0/0	0	18

BUCCANEERS	29	16	12	1	25/29	14/24	0	241
OPPONENTS	27	12	13	2	23/27	24/31	1	259

FIELD GOALS	1/19	20/29	30/39	40/49	50+	LONG
O'Donoghue	0/0	6/6	2/6	5/10	0/1	49
Green	0/0	0/0	1/1	0/0	0/0	35
BUCCANEERS	0/0	6/6	3/7	5/10	0/1	49
OPPONENTS	0/0	12/12	7/10	5/7	0/2	48

RUSHING	NO.	YDS.	AVG.	LONG	TD
Bell	185	679	3.7	56	6
Davis	97	370	3.8	18	3
DuBoise	93	358	3.8	12	4
Carter	81	275	3.4	17	1
Rae	20	186	9.3	42	0
BUCCANEERS	549	2,098	3.8	56	16
OPPONENTS	595	2,049	3.4	75t	12

PASSING	ATT.	CMP.	YDS.	CMP%	YDS/ATT	TD	TD%	INT	INT%	LONG	SK/LOST	RTG
Williams	194	73	1,170	37.6	6.03	7	3.6	8	4.1	56t	6/69	53.5
Rae	118	57	705	48.3	5.97	4	3.4	7	5.9	33t	37/288	54.0
Huff	36	15	169	41.7	4.69	1	2.8	3	8.3	31t	5/54	34.1
BUCCANEERS	361	151	2,171	41.8	6.01	12	3.3	18	5.0	66	52/468	52.1
OPPONENTS	419	241	2,535	57.5	6.05	13	3.1	29	6.9	68t	33/256	56.8

## RECORD: 5-11 HEAD COACH: JOHN MCKAY

RECEIVING	NO.	YDS.	AVG.	LONG	TD
Owens	32	640	20.0	66	5
Giles	23	324	14.1	38	2
Carter	19	139	7.3	17	0
Bell	15	122	8.1	22	0
Obradovich	14	219	15.6	28t	3
BUCCANEERS	151	2,171	14.4	66	12
OPPONENTS	241	2,535	10.5	68t	13

INTERCEPTIONS	NO.	YDS.	AVG.	LONG	TD
C. Brown	6	110	18.3	29	0
J. White	5	56	11.2	31	0
Washington	5	43	8.6	24	0
Lewis	3	24	8.0	13	0
Jordan	3	23	7.7	22	0
BUCCANEERS	29	312	10.8	31	0
OPPONENTS	18	235	13.1	32t	1

TACKLES	SOLO	ASST.	TOTAL
Wood	N/A	N/A	168
D. Selmon	N/A	N/A	158
Pear	N/A	N/A	127
Lewis	N/A	N/A	118
J. White	N/A	N/A	103

SACKS	NO.	YDS.	AVG.	LONG
L.R. Selmon	11.0			18
Pear	9.0			15
Hannah	4.5			13
Chambers	3.0			14
Lewis	1.5			11

BUCCANEERS	33.0
OPPONENTS	52.0

PUNTING	NO.	YDS.	AVG.	NET	TB	IN20	LG	BK
Green	100	4,092	40.9	33.7	14	20	61	2
BUCCANEERS	102	4,092	40.1	33.0	14	20	61	2
OPPONENTS	97	3,919	40.4	32.2	14	14	60	0

PUNT RETURNS	ET.	FC	YDS.	AVG.	LONG	TD
Reece	44	3	393	8.9	50	0
Mucker	7	1	49	7.0	14	0
Cotney	5	1	38	7.6	10	0
Hagins	4	1	23	5.8	11	0
C. Brown	2	1	9	4.5	9	0
BUCCANEERS	62	7	512	8.3	50	0
OPPONENTS	62	4	447	7.2	31	0

KICKOFF RETURNS	NO.	YDS.	AVG.	LONG	TD
Ragsdale	24	555	23.1	46	0
Reece	11	240	21.8	32	0
Carter	6	97	16.2	21	0
Hagins	4	69	17.3	20	0
Giles	5	60	12.0	17	0
BUCCANEERS	57	1,095	19.2	46	0
OPPONENTS	49	1,146	23.4	66	0

USUAL STARTING LINEUP		OFFENSE:		DEFENSE:	
WR	89 John McKay	LE	73 Charley Hannah		
LT	75 Dave Reavis	DT	76 Dave Pear		
LG	64 Greg Horton	RE	63 Lee Roy Selmon		
C	79 Steve Wilson	OLB	57 David Lewis		
RG	72 Garry Puetz	ILB	61 Dewey Selmon		
RT	70 Darryl Carlton	ILB	54 Richard Wood		
TE	88 Jimmie Giles	OLB	56 Cecil Johnson		
WR	85 Morris Owens	LCB	45 Jeris White		
QB	12 Doug Williams	RCB	40 Mike Washington		
FB	38 Johnny Davis	SS	33 Mark Cotney		
RB	42 Ricky Bell	FS	34 Cedric Brown		

DATE	W/L	SCORE	OPPONENT	ATT.
9/1	W	31-16	DETROIT	68,225
9/9	W	29-26 (ot)	at Baltimore	36,374
9/16	W	21-10	at Green Bay	55,498
9/23	W	21-6	L.A. RAMS	69,497
9/30	W	17-13	at Chicago	55,258
10/7	L	14-17	at N.Y. Giants	72,841
10/14	L	14-42	NEW ORLEANS	67,640
10/21	W	21-3	GREEN BAY	67,186
10/28	W	12-10	at Minnesota	46,906
11/4	L	14-17	at Atlanta	55,150
11/11	W	16-14	at Detroit	70,461
11/18	W	31-3	N.Y. GIANTS	70,261
11/25	L	22-23	MINNESOTA	70,039
12/2	L	0-14	CHICAGO	69,508
12/9	L	7-23	at San Francisco	44,506
12/16	W	3-0	KANSAS CITY	63,624

PLAYOFFS

12/29	W	24-17	PHILADELPHIA	71,402
1/6	L	0-9	L.A. RAMS	72,033

BUCS OPP

	BUCS	OPP
TOTAL FIRST DOWNS	267	247
Rushing	107	116
Passing	137	111
Penalty	23	20
3rd Down: Made/Att.	92/264	79/247
TOTAL NET YARDS	5,049	3,949
Avg. Per Game	315.6	246.8
Total Plays	1,055	1,015
Avg. Per Play	4.79	3.89
NET YARDS RUSHING	2,437	1,873
Avg. Per Game	152.3	117.1
Total Rushes	609	539
NET YARDS PASSING	2,612	2,076
Avg. Per Game	163.3	129.8
Sacked/Yards Lost	12/88	40/329
Gross Yards	2,700	2,405
Att./Completions	434/183	436/250
Completion Pct.	42.2	57.3
Had Intercepted	26	14
PUNTS/AVERAGE	95/38.7	104/41.1
NET PUNTING AVG.	30.6	35.4
PENALTIES / YARDS	102/905	100/870
FUMBLES / FUMBLES LOST	25/15	45/24
TOUCHDOWNS	35	28
Rushing	13	13
Passing	19	14
Returns	3	1

BY QUARTERS	1	2	3	4	OT	TOT
BUCCANEERS	33	106	44	87	3	273
OPPONENTS	50	61	46	80	0	237

SCORING	TD	R	P	RT	PAT	FG	S	PTS
O'Donoghue	0	0	0	0	30/35	11/19	0	63
Bell	9	7	2	0	0/0	0/0	0	54
Giles	7	0	7	0	0/0	0/0	0	42
Mucker	5	0	5	0	0/0	0/0	0	30
Hagins	3	0	3	0	0/0	0/0	0	18
BUCCANEERS	35	13	19	3	30/35	11/19	0	273
OPPONENTS	28	13	14	1	25/28	14/24	1	237

FIELD GOALS	1/19	20/29	30/39	40/49	50+	LONG
O'Donoghue	1/1	3/4	5/9	2/5	0/0	44
BUCCANEERS	1/1	3/4	5/9	2/5	0/0	44
OPPONENTS	0/0	4/4	5/9	5/11	0/0	47

RUSHING	NO.	YDS.	AVG.	LONG	TD
Bell	283	1,263	4.5	49	7
Eckwood	194	690	3.6	61t	2
J. Davis	59	221	3.7	18	2
Williams	35	119	3.4	16	2
Berns	23	102	4.4	16	0
BUCCANEERS	609	2,437	4.0	61t	13
OPPONENTS	539	1,873	3.5	60t	13

PASSING	ATT.	CMP.	YDS.	CMP%	YDS/ATT	TD	TD%	INT	INT%	LONG	SK/LOST	RTG
Williams	397	166	2,448	41.8	6.17	18	4.5	24	6.0	66t	7/57	52.6
Rae	36	17	252	47.2	7.00	1	2.8	2	5.6	29	5/31	56.7
BUCCANEERS	434	183	2,700	42.2	6.22	19	4.4	26	6.0	66t	12/88	52.8
OPPONENTS	436	250	2,405	57.3	5.52	14	3.2	14	3.2	67t	40/329	70.2

RECEIVING	NO.	YDS.	AVG.	LONG	TD
Giles	40	579	14.5	66t	7
Hagins	39	692	17.7	57	3
Bell	25	248	9.9	26	2
Eckwood	22	268	12.2	31	0
Owens	20	377	18.9	64	0
BUCCANEERS	183	2,700	14.8	66t	19
OPPONENTS	250	2,405	9.6	67t	14

INTERCEPTIONS	NO.	YDS.	AVG.	LONG	TD
C. Brown	3	79	26.3	72	0
Washington	3	64	21.3	49t	1
White	3	39	13.0	39	0
Wood	2	37	18.5	24	0
D. Lewis	2	19	9.5	11	0
BUCCANEERS	14	238	17.0	72	1
OPPONENTS	26	324	12.5	40	1

TACKLES	SOLO	ASST.	TOTAL
Wood	N/A	N/A	158
D. Selmon	N/A	N/A	125
L.R. Selmon	N/A	N/A	117
D. Lewis	N/A	N/A	111
C. Brown	N/A	N/A	90

SACKS	SPECIAL TEAM TACKLES	
L.R. Selmon	Cesare	18
Chambers	Reece	18
D. Lewis	Nafziger	17
Crowder	Obradovich	16
Three tied with	Bonness	14
BUCCANEERS	40.0	
OPPONENTS	12.0	

PUNTING	NO.	YDS.	AVG.	NET	TB	IN20	LG	BK
Blanchard	93	3,679	39.6	30.6	25	14	58	2
BUCCANEERS	95	3,679	38.7	30.6	25	14	58	2
OPPONENTS	104	4,275	41.1	35.4	8	19	65	0

PUNT RETURNS	RET.	FC	YDS.	AVG.	LONG	TD
Reece	70	1	431	6.2	17	0
T. Davis	1	1	7	7.0	6	0
BUCCANEERS	71	2	438	6.2	17	0
OPPONENTS	47	8	270	5.7	26	0

KICKOFF RETURNS	NO.	YDS.	AVG.	LONG	TD
Ragsdale	34	675	19.9	30	0
Hagins	9	196	21.8	31	0
Nafziger	2	36	18.0	19	0
T. Davis	4	33	8.3	16	0
Reece	1	13	13.0	13	0
BUCCANEERS	51	959	18.8	31	0
OPPONENTS	55	1,254	22.8	83	0

USUAL STARTING LINEUP	OFFENSE:	DEFENSE:	
WR	81 Isaac Hagins	LE	60 Wally Chambers
LT	75 Dave Reavis	DT	71 Randy Crowder
LG	64 Greg Horton	RE	63 Lee Roy Selmon
C	50 Steve Wilson	OLB	57 David Lewis
RG	61 Greg Roberts	ILB	58 Dewey Selmon
TE	73 Charley Hannah	ILB	54 Richard Wood
RT	88 Jimmie Giles	OLB	56 Cecil Johnson
WR	85 Morris Owens	LCB	45 Jeris White
QB	12 Doug Williams	RCB	40 Mike Washington
RB	43 Jerry Eckwood	SS	33 Mark Cotney
RB	42 Ricky Bell	FS	34 Cedric Brown

1980

DATE	W/L	SCORE	OPPONENT	ATT.
9/7	W	17-12	at Cincinnati	35,551
9/11	W	10-9	L.A. RAMS	66,576
9/21	L	17-28	at Dallas	62,750
9/28	L	27-34	CLEVELAND	65,540
10/6	L	0-23	at Chicago	61,350
10/12	T	14-14 (ot)	GREEN BAY	64,854
10/19	L	14-20	at Houston	48,167
10/26	W	24-23	at San Francisco	51,925
11/2	W	30-13	N.Y. GIANTS	68,256
11/9	L	21-24	PITTSBURGH	71,636
11/16	L	30-38	at Minnesota	46,032
11/23	L	10-24	DETROIT	64,976
11/30	W	20-17	at Green Bay (Milw.)	54,225
12/7	L	10-21	MINNESOTA	65,649
12/14	L	14-27	at Detroit	77,098
12/20	L	13-14	CHICAGO	55,298

	BUCS	OPP
TOTAL FIRST DOWNS	281	313
Rushing	102	126
Passing	154	168
Penalty	25	19
3rd Down: Made/Att.	99/241	110/250
TOTAL NET YARDS	5,059	5,405
Avg. Per Game	316.2	337.3
Total Plays	1,031	1,088
Avg. Per Play	4.91	4.97
NET YARDS RUSHING	1,839	2,101
Avg. Per Game	114.9	131.3
Total Rushes	477	548
NET YARDS PASSING	3,220	3,304
Avg. Per Game	201.3	206.5
Sacked /Yards Lost	24/194	24/173
Gross Yards	3,414	3,477
Att./Completions	530/256	516/328
Completion Pct.	48.3	63.6
Had Intercepted	17	15
PUNTS/AVERAGE	89/41.8	89/42.0
NET PUNTING AVG.	33.2	34.9
PENALTIES / YARDS	90/840	117/1077
FUMBLES / FUMBLES LOST	28/21	32/13
TOUCHDOWNS	32	40
Rushing	9	20
Passing	20	17
Returns	3	3

BY QUARTERS	1	2	3	4	OT	TOT
BUCCANEERS	73	88	34	76	0	271
OPPONENTS	58	108	76	99	0	341

SCORING	TD	R	P	RT	PAT	FG	S	PTS
Yepremian	0	0	0	0	31/32	16/23	0	79
House	5	0	5	0	0/0	0/0	0	30
Jones	5	0	5	0	0/0	0/0	0	30
Williams	4	4	0	0	0/0	0/0	0	24
Giles	4	0	4	0	0/0	0/0	0	24
BUCCANEERS	32	9	20	3	31/32	16/23	0	271
OPPONENTS	40	20	17	3	39/40	20/33	1	341

FIELD GOALS	1/19	20/29	30/39	40/49	50+	LONG
Yepremian	1/1	7/8	7/9	1/5	0/0	43
BUCCANEERS	1/1	7/8	7/9	1/5	0/0	43
OPPONENTS	2/2	5/6	8/12	5/12	0/1	48

RUSHING	NO.	YDS.	AVG.	LONG	TD
Bell	174	599	3.4	40	2
Eckwood	149	504	3.4	35t	2
Williams	58	370	6.4	27	4
Berns	39	131	3.4	17	0
J. Davis	39	130	3.3	8	1
BUCCANEERS	477	1,839	3.9	40	9
OPPONENTS	548	2,101	3.8	56	20

PASSING	ATT.	CMP.	YDS.	CMP%	YDS/ATT	TD	TD%	INT	INT%	LONG	SK/LOST	RTG
Williams	521	254	3,396	48.8	6.52	20	3.8	16	3.1	61	23/194	69.7
BUCCANEERS	530	256	3,414	48.3	6.44	20	3.8	17	3.2	61	24/194	68.5
OPPONENTS	516	328	3,477	63.6	6.74	17	3.3	15	2.9	50	24/173	82.1

RECORD: 5-10-1 HEAD COACH: JOHN MCKAY

RECEIVING	NO.	YDS.	AVG.	LONG	TD
Jones	48	669	13.9	41t	5
Eckwood	47	475	10.1	40	1
Bell	38	292	7.7	22	1
Giles	33	602	18.2	51	4
House	24	531	22.1	61	5
BUCCANEERS	256	3,414	13.3	61	20
OPPONENTS	328	3,477	10.6	50	17

INTERCEPTIONS	NO.	YDS.	AVG.	LONG	TD
Washington	4	30	7.5	16	0
Wood	3	76	25.3	55t	1
Cotney	3	28	9.3	21	0
Colzie	1	39	39.0	39	0
Brantley	1	6	6.0	6	0
BUCCANEERS	15	179	11.9	55t	1
OPPONENTS	17	185	10.9	44	0

TACKLES	SOLO	ASST.	TOTAL
Wood	N/A	N/A	114
Cotney	N/A	N/A	105
D. Lewis	N/A	N/A	101
D. Selmon	N/A	N/A	99
L.R. Selmon	N/A	N/A	97

SACKS	SPECIAL TEAM TACKLES		
L.R. Selmon	9.0	Hawkins	23
Logan	4.0	Reece	22
Johnson	3.0	Colzie	17
Kollar	3.0	Obradovich	16
Stalls	3.0	A. Brown	15
		T. Davis	15

BUCCANEERS	24.0
OPPONENTS	24.0

PUNTING	NO.	YDS.	AVG.	NET	TB	IN20	LG	BK
Blanchard	88	3,722	42.3	33.2	12	18	62	1
BUCCANEERS	89	3,722	41.8	33.2	12	18	62	1
OPPONENTS	89	3,738	42.0	34.9	16	15	61	0

PUNT RETURNS	RET.	FC	YDS.	AVG.	LONG	TD
Reece	57	1	313	5.5	19	0
T. Davis	0	1	0	0.0	0	0

BUCCANEERS	57	2	313	5.5	19	0
OPPONENTS	54	4	529	9.8	53t	1

KICKOFF RETURNS	NO.	YDS.	AVG.	LONG	TD
G. Davis	44	951	21.6	54	0
Reece	7	128	18.3	23	0
Hagins	4	82	20.5	23	0
T. Davis	4	58	14.5	16	0
Obradovich	5	46	9.2	15	0
BUCCANEERS	67	1,294	19.3	54	0
OPPONENTS	62	1,417	22.9	91t	1

## USUAL STARTING LINEUP

OFFENSE:		DEFENSE:		
WR	84 Gordon Jones	LE	77	Bill Kollar
LT	75 Dave Reavis	NT	76	David Logan
LG	68 George Yarno	RE	63	Lee Roy Selmon
C	50 Steve Wilson	OLB	57	David Lewis
RG	72 Ray Snell	ILB	58	Dewey Selmon
RT	73 Charley Hannah	ILB	54	Richard Wood
TE	88 Jimmie Giles	OLB	56	Cecil Johnson
WR	81 Isaac Hagins	LCB	25	Curtis Jordan
QB	12 Doug Williams	RCB	40	Mike Washington
RB	42 Ricky Bell	SS	33	Mark Cotney
RB	43 Jerry Eckwood	FS	34	Cedric Brown

DATE	W/L	SCORE	OPPONENT	ATT.
9/5	W	21-13	MINNESOTA	66,287
9/13	L	10-19	at Kansas City	50,555
9/20	L	17-28	at Chicago	60,130
9/27	W	20-10	ST. LOUIS	65,850
10/4	W	28-10	DETROIT	71,733
10/11	W	21-10	at Green Bay	52,264
10/18	L	16-18	at Oakland	42,288
10/25	L	10-20	at Philadelphia	70,174
11/1	W	20-10	CHICAGO	68,688
11/8	L	10-25	at Minnesota	47,038
11/15	L	7-24	DENVER	64,518
11/22	W	37-3	GREEN BAY	63,251
11/29	W	31-14	at New Orleans	62,209
12/6	W	24-23	ATLANTA	69,221
12/13	L	23-24	SAN DIEGO	67,388
12/20	W	20-17	at Detroit	80,444
<b>PLAYOFFS</b>				
1/2	L	0-38	at Dallas	64,848

	BUCS	OPP
<b>TOTAL FIRST DOWNS</b>		
Rushing	269	320
Passing	95	123
Penalty	159	174
3rd Down: Made/Att.	15	23
	63/195	93/238
<b>TOTAL NET YARDS</b>		
Avg. Per Game	5,160	5,312
Total Plays	322.5	332.0
Avg. Per Play	950	1,115
NET YARDS RUSHING	5,43	4,76
Avg. Per Game	1,731	2,172
Total Rushes	108.2	135.8
NET YARDS PASSING	458	551
Avg. Per Game	3,429	3,140
Sacked/Yards Lost	214.3	196.3
Gross Yards	19/136	23/157
Att./Completions	3,565	3,297
Completion Pct.	473/239	541/317
Had Intercepted	50.5	58.6
	14	32
<b>PUNTS/AVERAGE</b>		
	82/41.2	73/41.2
NET PUNTING YARDS	31.5	34.0
PENALTIES/YARDS	89/779	79/650
FUMBLES/FUMBLES LOST	27/14	32/14
TOUCHDOWNS	38	27
Rushing	13	16
Passing	20	10
Returns	5	1

BY QUARTERS	1	2	3	4	OT	TOT
BUCCANEERS	54	82	58	121	0	315
OPPONENTS	66	70	47	85	0	268

SCORING	TD	R	P	RT	PAT	FG	S	PTS
Capece	0	0	0	0	30/32	15/24	0	75
House	9	0	9	0	0/0	0/0	0	54
Giles	6	0	6	0	0/0	0/0	0	36
Wildier	5	4	1	0	0/0	0/0	0	30
Williams	4	4	0	0	0/0	0/0	0	24
BUCCANEERS	38	13	20	5	36/38	17/28	0	315
OPPONENTS	27	16	10	1	27/27	25/33	2	268
FIELD GOALS	1/19	20/29	30/39	40/49	50+	LONG		
Capece	0/0	5/7	3/5	5/10	2/2	51		
Yeprman	0/0	0/0	1/1	1/3	0/0	44		
BUCCANEERS	0/0	5/7	4/6	6/13	2/2	51		
OPPONENTS	0/0	6/6	7/9	9/13	3/5	53		

PASSING	ATT.	CMP.	YDS.	CMP%	YDS/ATT	TD	TD%	INT	INT%	LONG	SK/LOST	RTG
Williams	471	238	3,563	50.5	7.56	19	4.0	14	3.0	84t	18/135	76.5
BUCCANEERS	473	239	3,565	50.5	7.54	20	4.2	14	3.0	84t	19/136	77.1
OPPONENTS	541	317	3,297	58.6	6.09	10	1.8	32	5.9	59	23/157	57.7

RUSHING	NO.	YDS.	AVG.	LONG	TD
Eckwood	172	651	3.8	59	2
Owens	91	406	4.5	35t	3
Wildier	107	370	3.5	23t	4
Williams	48	209	4.4	29	4
R. Bell	30	80	2.7	8	0
BUCCANEERS	458	1,731	3.8	59	13
OPPONENTS	551	2,172	3.9	34	16

RECEIVING	NO.	YDS.	AVG.	LONG	TD
House	56	1176	21.0	84t	9
Giles	45	786	17.5	81t	6
Wildier	48	507	10.6	38	1
T. Bell	21	318	15.1	58t	2
Jones	20	276	13.8	44	1
BUCCANEERS	239	3,565	14.9	84t	20
OPPONENTS	317	3,297	10.4	59	10

INTERCEPTIONS	NO.	YDS.	AVG.	LONG	TD
Brown	9	215	23.9	81t	2
Washington	6	156	26.0	34	1
Colzie	6	110	18.3	82t	1
Johnson	5	84	16.8	36	0
Green	2	56	28.0	50	0
BUCCANEERS	32	648	20.3	82t	4
OPPONENTS	14	179	12.8	39	0

TACKLES	SOLO	ASST.	TOTAL
C. Johnson	N/A	N/A	174
Green	N/A	N/A	151
Wood	N/A	N/A	140
Logan	N/A	N/A	115
Thomas	N/A	N/A	81

SACKS	SPECIAL TEAM TACKLES		
L.R. Selmon	6.5	Nafziger	22
Logan	5.5	Obradovich	17
Green	3.0	Hawkins	16
Hawkins	2.0	Owens	12
Six tied with one		White	12
BUCCANEERS	23.0		
OPPONENTS	19.0		

PUNTING	NO.	YDS.	AVG.	NET	TB	IN20	LG	BK
Swider	58	2,476	42.7	34.3	4	13	62	2
Blanchard	22	899	40.9	27.3	2	4	58	0
BUCCANEERS	82	3,375	41.2	31.5	6	17	62	2
OPPONENTS	73	3,006	41.2	34.0	14	18	57	0

PUNT RETURNS	RET.	FC	YDS.	AVG.	LONG	TD
T. Bell	27	0	132	4.9	13	0
Holt	9	3	100	11.1	56	0
BUCCANEERS	38	3	244	6.4	56	0
OPPONENTS	52	6	668	12.8	88t	1

KICKOFF RETURNS	NO.	YDS.	AVG.	LONG	TD
Owens	24	473	19.7	34	0
Holt	11	274	24.9	40	0
G. Davis	5	81	16.2	21	0
T. Davis	3	51	17.0	21	0
Wildier	1	19	19.0	19	0
BUCCANEERS	46	912	19.8	40	0
OPPONENTS	64	1,332	20.8	43	0

USUAL STARTING LINEUP			DEFENSE:		
WR	83	Theo Bell	LE	77	Bill Kollar
LT	74	Gene Sanders	NT	76	David Logan
LG	72	Ray Snell	RE	63	Lee Roy Selmon
C	50	Steve Wilson	OLB	59	Andy Hawkins
RG	61	Greg Roberts	ILB	56	Cecil Johnson
RT	73	Charley Hannah	ILB	54	Richard Wood
TE	88	Jimmie Giles	OLB	53	Hugh Green
WR	89	Kevin House	LCB	41	Norris Thomas
QB	12	Doug Williams	RCB	40	Mike Washington
FB	32	James Wildier	SS	20	Neal Colzie
RB	43	Jerry Eckwood	FS	34	Cedric Brown
	26	James Owens			



DATE	W/L	SCORE	OPPONENT	ATT.
9/12	L	10-17	at Minnesota	58,440
9/19	L	13-21	WASHINGTON	66,187
11/21	L	9-14	at Dallas	49,578
11/29	W	23-17	MIAMI	65,854
12/5	W	13-10	at New Orleans	61,709
12/12	L	17-32	at N.Y. Jets	28,147
12/19	W	24-23	BUFFALO	62,510
12/26	W	23-21	DETROIT	65,997
1/2	W	26-23 (ot)	CHICAGO	68,112

PLAYOFFS

1/9	L	17-30	at Dallas	65,042
-----	---	-------	-----------	--------

	BUCS	OPP
--	------	-----

TOTAL FIRST DOWNS	163	159
Rushing	52	72
Passing	105	76
Penalty	6	11
3rd Down: Made/Att.	48/126	47/122
4th Down: Made/Att.	8/9	7/9
POSSESSION AVG.	29:35	30:25
TOTAL NET YARDS	2,895	2,442
Avg. Per Game	321.7	271.3
Total Plays	587	564
Avg. Per Play	4.93	4.33
NET YARDS RUSHING	952	1,058
Avg. Per Game	105.8	117.6
Total Rushes	268	285
NET YARDS PASSING	1,943	1,384
Avg. Per Game	215.9	153.8
Sacked /Yards Lost	11/128	25/224
Gross Yards	2,071	1,608
Att./Completions	308/164	254/145
Completion Pct.	53.2	57.1
Had Intercepted	11	11
PUNTS/AVERAGE	40/40.5	42/43.4
NET PUNTING AVG.	32.7	37.2
PENALTIES/YARDS	38/297	38/425
FUMBLES/FUMBLES LOST	28/12	15/10
TOUCHDOWNS	15	21
Rushing	6	9
Passing	9	10
Returns	0	2

BY QUARTERS	1	2	3	4	OT	TOT
-------------	---	---	---	---	----	-----

BUCCANEERS	9	40	51	55	3	158
OPPONENTS	46	53	43	36	0	178

SCORING	TD	R	P	RT	PAT	FG	S	PTS
---------	----	---	---	----	-----	----	---	-----

Capece	0	0	0	0	14/14	18/23	0	68
Wilder	4	3	1	0	0/0	0/0	0	24
Giles	3	0	3	0	0/0	0/0	0	18
House	2	0	2	0	0/0	0/0	0	12
Carver	2	1	1	0	0/0	0/0	0	12

BUCCANEERS	15	6	9	0	14/15	18/23	0	158
OPPONENTS	21	9	10	2	16/21	12/17	0	178

FIELD GOALS	1/19	20/29	30/39	40/49	50+	LONG
-------------	------	-------	-------	-------	-----	------

Capece	0/0	10/11	5/6	1/3	2/3	51
BUCCANEERS	0/0	10/11	5/6	1/3	2/3	51
OPPONENTS	2/2	3/3	3/4	4/6	0/2	49

RUSHING	NO.	YDS.	AVG.	LONG	TD
---------	-----	------	------	------	----

Wilder	83	324	3.9	47	3
Owens	76	238	3.1	14	0
Carver	70	229	3.3	13t	1
Williams	35	158	4.5	14	2
Morton	2	3	1.5	2	0
BUCCANEERS	268	952	3.6	47	6
OPPONENTS	285	1,058	3.7	25	9

RECEIVING	NO.	YDS.	AVG.	LONG	TD
-----------	-----	------	------	------	----

Wilder	53	466	8.8	32	1
Giles	28	499	17.8	48	3
House	28	438	15.6	62t	2
T. Bell	15	203	13.5	25	0
Jones	14	205	14.6	26	1
BUCCANEERS	164	2,071	12.6	62t	9
OPPONENTS	145	1,608	11.1	49	10

INTERCEPTIONS	NO.	YDS.	AVG.	LONG	TD
---------------	-----	------	------	------	----

Colzie	3	64	21.3	51	0
C. Brown	3	31	10.3	24	0
Washington	3	13	4.3	13	0
Green	1	31	31.0	31	0
Thomas	1	0	0.0	0	0
BUCCANEERS	11	139	12.6	51	0
OPPONENTS	11	114	10.4	39t	1

TACKLES	SOLO	ASST.	TOTAL
---------	------	-------	-------

Green	N/A	N/A	71
Johnson	N/A	N/A	70
Brantley	N/A	N/A	62
Logan	N/A	N/A	61
Selmon	N/A	N/A	58

SACKS	SPECIAL TEAM TACKLES			
-------	----------------------	--	--	--

Stalls	6.5	Davis	10
Logan	4.8	Cotney	10
Selmon	4.0	Morris	9
Green	2.3	Smith	8
Hawkins	2.3	Obradovich	7

BUCCANEERS	25.0
OPPONENTS	11.0

PUNTING	NO.	YDS.	AVG.	NET	TB	IN20	LG	BK
---------	-----	------	------	-----	----	------	----	----

Swider	39	1,620	41.5	32.7	6	6	59	1
BUCCANEERS	40	1,620	40.5	32.7	6	6	59	1
OPPONENTS	42	1,824	43.4	37.2	6	9	59	0

PUNT RETURNS	RET.	FC	YDS.	AVG.	LONG	TD
--------------	------	----	------	------	------	----

Holt	16	0	81	5.1	22	0
T. Bell	9	1	62	6.9	14	0
BUCCANEERS	25	1	143	5.7	22	0
OPPONENTS	23	2	192	8.3	22	0

KICKOFF RETURNS	NO.	YDS.	AVG.	LONG	TD
-----------------	-----	------	------	------	----

Morton	21	361	17.2	26	0
Carver	3	62	20.7	25	0
Owens	3	52	17.3	27	0
J. R. Smith	3	47	15.7	24	0
Yarno	1	14	14.0	14	0
BUCCANEERS	33	548	16.6	27	0
OPPONENTS	40	870	21.8	50	0

USUAL STARTING LINEUP	DEFENSE:			
-----------------------	----------	--	--	--

WR	84	Gordon Jones	LE	65	Dave Stalls
LT	75	Dave Reavis	NT	76	David Logan
LG	72	Ray Snell	RE	63	Lee Roy Selmon
C	50	Steve Wilson	OLB	59	Andy Hawkins
RG	61	Greg Roberts	ILB	56	Cecil Johnson
RT	76	Charley Hannah	ILB	52	Scott Brantley
TE	88	Jimmie Giles	OLB	53	Hugh Green
WR	89	Kevin House	LCB	41	Norris Thomas
QB	12	Doug Williams	RCB	41	Mike Washington
FB	32	James Wilder	SS	20	Neal Colzie
RB	26	James Owens	FS	34	Cedric Brown

PASSING	ATT.	CMP.	YDS.	CMP%	YDS/ATT	TD	TD%	INT	INT%	LONG	SK/LOST	RTG
Williams	307	164	2,071	53.4	6.75	9	2.9	11	3.6	62t	11/128	69.4
BUCCANEERS	308	164	2,071	53.2	6.72	9	2.9	11	3.6	62t	11/128	69.1
OPPONENTS	254	145	1,608	57.1	6.33	10	3.9	11	4.3	49	25/224	71.1

DATE	W/L	SCORE	OPPONENT	ATT.
9/4	L	0-11	DETROIT	62,154
9/11	L	10-17	at Chicago	58,186
9/18	L	16-19 (ot)	MINNESOTA	57,567
9/25	L	17-23	CINCINNATI	56,023
10/2	L	14-55	at Green Bay	54,272
10/9	L	24-27 (ot)	at Dallas	63,308
10/16	L	27-34	ST. LOUIS	48,224
10/23	L	21-24	NEW ORLEANS	48,242
10/30	L	12-17	at Pittsburgh	57,648
11/6	W	17-12	at Minnesota	59,239
11/13	L	0-20	at Cleveland	56,091
11/20	L	0-27	CHICAGO	36,816
11/27	W	33-24	HOUSTON	38,625
12/4	L	21-35	at San Francisco	49,773
12/12	L	9-12 (ot)	GREEN BAY	50,763
12/18	L	20-23	at Detroit	78,392

	BUCS	OPP
TOTAL FIRST DOWNS	248	320
Rushing	72	124
Passing	156	172
Penalty	20	24
3rd Down: Made/Att.	73/225	89/229
4th Down: Made/Att.	11/20	9/14
POSSESSION AVG.	27:55	32:05
TOTAL NET YARDS	4,477	5,397
Avg. Per Game	279.8	337.3
Total Plays	1,005	1,093
Avg. Per Play	4.45	4.94
NET YARDS RUSHING	1,353	2,082
Avg. Per Game	84.6	130.1
Total Rushes	428	561
NET YARDS PASSING	3,124	3,315
Avg. Per Game	195.3	207.2
Sacked /Yards Lost	49/366	42/309
Gross Yards	3,490	3,624
Att./Completions	528/300	490/300
Completion Pct.	56.8	61.2
Had Intercepted	24	23
PUNTS/AVERAGE	96/41.8	79/40.7
NET PUNTING AVG.	33.0	33.9
PENALTIES/YARDS	94/832	105/799
FUMBLES/FUMBLES LOST	39/13	43/18
TOUCHDOWNS	31	42
Rushing	9	19
Passing	18	15
Returns	4	8

BY QUARTERS	1	2	3	4	OT	TOT
BUCCANEERS	43	68	65	65	0	241
OPPONENTS	67	130	67	107	9	380

SCORING	TD	R	P	RT	PAT	FG	S	PTS
Capece	0	0	0	23/26	10/23	0	0	53
Owens	6	5	1	0/0	0/0	0	0	36
Wilder	6	4	2	0/0	0/0	0	0	36
House	5	0	5	0/0	0/0	0	0	30
T. Bell	2	0	2	0/0	0/0	0	0	12
BUCCANEERS	31	9	18	4	25/31	10/24	0	241
OPPONENTS	42	19	15	8	40/42	28/34	2	380

FIELD GOALS	1/19	20/29	30/39	40/49	50+	LONG
Capece	0/0	7/8	0/4	3/8	0/3	49
Warnke	0/0	0/1	0/0	0/0	0/0	0
BUCCANEERS	0/0	7/9	0/4	3/8	0/3	49
OPPONENTS	1/1	8/8	8/10	7/10	4/5	52

PASSING	ATT.	CMP.	YDS.	CMP%	YDS/ATT	TD	TD%	INT	INT%	LONG	SK/LOST	RTG
J. Thompson	423	249	2,906	58.9	6.87	18	4.3	21	5.0	80	39/289	73.3
Golsteyn	97	47	535	48.5	5.52	0	0.0	2	2.1	52	7/52	56.8
BUCCANEERS	528	300	3,490	56.8	6.61	18	3.4	24	4.5	80	49/366	69.6
OPPONENTS	490	300	3,624	61.2	7.40	15	3.1	23	4.7	80t	42/309	74.7

RUSHING	NO.	YDS.	AVG.	LONG	TD
Wilder	161	640	4.0	75t	4
Carver	114	348	3.1	16	0
Owens	96	266	2.8	15	5
Armstrong	7	30	4.3	7	0
Morton	13	28	2.2	5	0
BUCCANEERS	428	1,353	3.2	75t	9
OPPONENTS	561	2,082	3.7	39	19

RECEIVING	NO.	YDS.	AVG.	LONG	TD
Wilder	57	380	6.7	31	2
Carter	48	694	14.5	56t	2
House	47	769	16.4	74t	5
T. Bell	25	410	16.4	52	2
Giles	25	349	14.0	80	1
BUCCANEERS	300	3,490	11.6	80	18
OPPONENTS	300	3,624	12.1	80t	15

INTERCEPTIONS	NO.	YDS.	AVG.	LONG	TD
B. Reece	6	70	11.7	29	0
C. Brown	4	78	19.5	36	0
Holt	3	43	14.3	25	0
Green	2	54	27.0	33t	2
Washington	2	41	20.5	25	0
BUCCANEERS	23	367	16.0	69t	3
OPPONENTS	24	316	13.2	70t	4

TACKLES	SOLO	ASST.	TOTAL
Green	N/A	N/A	138
J. Davis	N/A	N/A	137
Brantley	N/A	N/A	134
Logan	N/A	N/A	109
Holt	N/A	N/A	78

SACKS	SPECIAL TEAM TACKLES			
Selman	11.0	Witte		19
Logan	9.5	Spradlin		14
Cannon	5.0	Obradovich		13
Green	3.5	Smith		12
Hawkins	3.0	Morris		12

BUCCANEERS	42.0
OPPONENTS	49.0

PUNTING	NO.	YDS.	AVG.	NET	TB	IN20	LG	BK
Garcia	95	4,008	42.2	33.0	12	16	64	1
BUCCANEERS	96	4,008	41.8	33.0	12	16	64	1
OPPONENTS	79	3,217	40.7	33.9	12	11	65	0

PUNT RETURNS	RET.	FC	YDS.	AVG.	LONG	TD
Tyler	27	5	208	7.7	16	0
T. Bell	10	2	48	4.8	11	0
Holt	5	0	43	8.6	17	0
BUCCANEERS	42	7	299	7.1	17	0
OPPONENTS	59	11	603	10.2	90t	1

KICKOFF RETURNS	NO.	YDS.	AVG.	LONG	TD
Morton	30	689	23.0	50	0
Owens	20	380	19.0	31	0
Smith	8	136	17.0	43	0
Spradlin	2	31	15.5	24	0
O'Steen	2	30	15.0	16	0
BUCCANEERS	67	1,310	19.5	50	0
OPPONENTS	50	1,039	20.8	81	0

USUAL STARTING LINEUP			DEFENSE:		
WR	87	Gerald Carter	LE	78	John Cannon
LT	75	Dave Reavis	NT	76	David Logan
LG	72	Ray Snell	RE	63	Lee Roy Selmon
C	50	Steve Wilson	OLB	51	Ed Judie
RG	62	Sean Farrell	ILB	58	Jeff Davis
RT	70	Kelly Thomas	ILB	52	Scot Brantley
TE	88	Jimmie Giles	OLB	53	Hugh Green
WR	89	Kevin House	LCB	21	John Holt
QB	14	Jack Thompson	RCB	40	Mike Washington
FB	32	James Wilder	SS	33	Mark Cotney
RB	28	Melvin Carver	FS	43	Beasley Reece

DATE	W/L	SCORE	OPPONENT	ATT.
9/2	L	14-34	at Chicago	58,789
9/9	L	13-17	at New Orleans	54,686
9/16	W	21-17	DETROIT	44,560
9/23	L	14-17	at N.Y. Giants	72,650
9/30	W	30-27 (ot)	GREEN BAY	44,487
10/7	W	35-31	MINNESOTA	47,405
10/14	L	7-13 (ot)	at Detroit	44,308
10/21	L	9-44	CHICAGO	60,003
10/28	L	20-24	at Kansas City	41,710
11/4	L	24-27	at Minnesota	54,949
11/11	W	20-17	N.Y. GIANTS	46,534
11/18	L	17-24	at San Francisco	57,704
11/25	L	33-34	L.A. RAMS	42,242
12/2	L	14-27	at Green Bay	46,800
12/9	W	23-6	ATLANTA	33,808
12/16	W	41-21	N.Y. JETS	43,817

	BUCS	OPP
TOTAL FIRST DOWNS	344	311
Rushing	114	139
Passing	209	157
Penalty	21	15
3rd Down: Made/Att.	94/219	93/212
4th Down: Made/Att.	7/17	7/16
POSSESSION AVG.	31:17	28:43
TOTAL NET YARDS	5,321	5,474
Avg. Per Game	332.6	342.1
Total Plays	1,091	1,033
Avg. Per Play	4.9	5.3
NET YARDS RUSHING	1,776	2,233
Avg. Per Game	111.0	139.6
Total Rushes	483	511
NET YARDS PASSING	3,545	3,241
Avg. Per Game	221.6	202.6
Sacked/Yards Lost	45/362	32/239
Gross Yards	3,907	3,480
Att./Completions	563/334	490/286
Completion Pct.	59.3	58.4
Had Intercepted	23	18
PUNTS/AVERAGE	68/41.9	68/41.0
NET PUNTING AVG.	34.7	35.3
PENALTIES/YARDS	118/875	136/1078
FUMBLES/FUMBLES LOST	36/20	27/14
TOUCHDOWNS	40	47
Rushing	17	27
Passing	22	20
Returns	1	0

BY QUARTERS	1	2	3	4	OT	TOT
BUCCANEERS	57	102	64	109	3	335
OPPONENTS	54	108	76	136	6	380

SCORING	TD	R	P	RT	PAT	FG	S	PTS
Ariri	0	0	0	0	38/40	19/26	0	95
Wilder	13	13	0	0	0/0	0/0	0	78
House	5	0	5	0	0/0	0/0	0	30
Carter	5	0	5	0	0/0	0/0	0	30
Armstrong	5	2	3	0	0/0	0/0	0	30
BUCCANEERS	40	17	22	1	38/40	19/26	0	335
OPPONENTS	47	27	20	0	44/46	18/27	0	380

FIELD GOALS	1/19	20/29	30/39	40/49	50+	LONG
Ariri	0/0	7/7	6/7	6/10	0/2	49
BUCCANEERS	0/0	7/7	6/7	6/10	0/2	49
OPPONENTS	0/0	5/6	6/10	5/7	2/4	53

RUSHING	NO.	YDS.	AVG.	LONG	TD
Wilder	407	1,544	3.8	37	13
DeBerg	28	59	2.1	14	2
Carver	11	44	4.0	12	0
Thompson	5	35	7.0	13	0
Armstrong	10	34	3.4	12	2
BUCCANEERS	483	1,776	3.7	37	17
OPPONENTS	511	2,233	4.4	51	27

PASSING	ATT.	CMP.	YDS.	CMP%	YDS/ATT	TD	TD%	INT	INT%	LONG	SK/LOST	RTG
DeBerg	509	308	3,554	60.5	6.98	19	3.7	18	3.5	55	35/308	79.3
Thompson	52	25	337	48.1	6.48	2	3.8	5	9.6	74t	10/54	42.3
BUCCANEERS	563	334	3,907	59.3	6.94	22	3.9	23	4.1	74t	45/362	76.4
OPPONENTS	490	286	3,480	58.4	7.10	20	4.1	18	3.7	77t	32/239	78.6

RECEIVING	NO.	YDS.	AVG.	LONG	TD
Wilder	85	685	8.1	50	0
House	76	1,005	13.2	55	5
Carter	60	816	13.6	74t	5
J. Bell	29	397	13.7	26	4
T. Bell	22	350	15.9	29	0
BUCCANEERS	334	3,907	11.7	74t	22
OPPONENTS	286	3,480	12.2	77t	20

INTERCEPTIONS	NO.	YDS.	AVG.	LONG	TD
Cotney	5	123	24.6	29	0
Brantley	3	55	18.3	38	0
Castille	3	38	12.7	30	0

Seven tied with one

BUCCANEERS	OPPONENTS	NO.	YDS.	AVG.	LONG	TD
BUCCANEERS		18	308	17.1	38	1
OPPONENTS		23	249	10.8	61	0

TACKLES	SOLO	ASST.	TOTAL
Davis	N/A	N/A	165
Logan	N/A	N/A	106
Brantley	N/A	N/A	105
Selmon	N/A	N/A	100
Browner	N/A	N/A	71

SACKS	SPECIAL TEAM TACKLES		
Selmon	8.0	Witte	25
Logan	5.5	Spradlin	15
C. Washington	5.0	Dixon	13
Green	4.0	Morton	12
Cannon	3.5	Harvey	11

BUCCANEERS	OPPONENTS	NO.	YDS.	AVG.	NET	TB	IN20	LG	BK
BUCCANEERS		68	2,849	41.9	34.7	9	12	60	0
OPPONENTS		68	2,787	41.0	35.3	9	18	60	0

PUNTING	NO.	YDS.	AVG.	NET	TB	IN20	LG	BK
Garcia	68	2,849	41.9	34.7	9	12	60	0
BUCCANEERS	68	2,849	41.9	34.7	9	12	60	0
OPPONENTS	68	2,787	41.0	35.3	9	18	60	0

PUNT RETURNS	RET.	FC	YDS.	AVG.	LONG	TD
Bright	23	1	173	7.5	21	0
Z. Thomas	1	0	7	7.0	7	0
Holt	7	3	19	2.7	8	0
T. Bell	3	1	8	2.7	8	0

BUCCANEERS	OPPONENTS	NO.	YDS.	AVG.	LONG	TD
BUCCANEERS		34	5	207	6.1	21
OPPONENTS		36	10	310	8.6	31

KICKOFF RETURNS	NO.	YDS.	AVG.	LONG	TD
Morton	38	835	22.0	43	0
Owens	8	168	21.0	36	0
Bright	16	300	18.8	30	0
Wood	5	43	8.6	16	0
Spradlin	1	5	5.0	5	0

BUCCANEERS	OPPONENTS	NO.	YDS.	AVG.	LONG	TD
BUCCANEERS		68	1,351	19.9	43	0
OPPONENTS		67	1,336	19.9	47	0

USUAL STARTING LINEUP			DEFENSE:		
WR	89	Kevin House	LE	78	John Cannon
LT	74	Gene Sanders	NT	76	David Logan
LG	72	Steve Courson	RE	63	Lee Roy Selmon
C	50	Steve Wilson	OLB	57	Keith Browner
RG	62	Sean Farrell	ILB	58	Jeff Davis
RT	73	Ron Heller	ILB	52	Scott Brantley
TE	88	Jimmie Giles	OLB	53	Hugh Green
WR	87	Gerald Carter	LCB	23	Jeremiah Castille
QB	17	Steve DeBerg	RCB	21	John Holt
FB	46	Adger Armstrong	SS	43	Beasley Reece
RB	32	James Wilder	FS	34	Cedric Brown

DATE	W/L	SCORE	OPPONENT	ATT.
9/8	L	28-38	at Chicago	57,828
9/15	L	16-31	MINNESOTA	46,188
9/22	L	13-20	at New Orleans	45,320
9/29	L	9-30	at Detroit	45,023
10/6	L	19-27	CHICAGO	51,795
10/13	L	27-31	L.A. RAMS	39,607
10/20	L	38-41	at Miami	62,335
10/27	L	14-32	NEW ENGLAND	34,661
11/3	L	20-22	at N.Y. Giants	72,031
11/10	W	16-0	ST. LOUIS	34,736
11/17	L	28-62	at N.Y. Jets	65,344
11/24	W	19-16 (ot)	DETROIT	43,471
12/1	L	0-21	at Green Bay	19,856
12/8	L	7-26	at Minnesota	51,593
12/15	L	23-31	INDIANAPOLIS	25,577
12/22	L	17-20	GREEN BAY	33,992

	BUCS	OPP
TOTAL FIRST DOWNS	291	351
Rushing	95	146
Passing	162	185
Penalty	34	20
3rd Down: Made/Att.	76/209	88/212
4th Down: Made/Att.	11/18	4/7
POSSESSION AVG.	27.55	32.05
TOTAL NET YARDS	4,766	6,108
Avg. Per Game	297.9	381.8
Total Plays	982	1,087
Avg. Per Play	4.9	5.6
NET YARDS RUSHING	1,644	2,430
Avg. Per Game	102.8	151.9
Total Rushes	434	547
NET YARDS PASSING	3,122	3,678
Avg. Per Game	195.1	229.9
Sacked /Yards Lost	40/301	35/277
Gross Yards	3,423	3,955
Att./Completions	508/269	505/318
Completion Pct.	53.0	63.0
Had Intercepted	26	18
PUNTS/AVERAGE	79/40.9	59/44.2
NET PUNTING AVG.	32.6	37.6
PENALTIES/YARDS	103/733	114/945
FUMBLES/FUMBLES LOST	37/22	37/22
TOUCHDOWNS	33	50
Rushing	11	28
Passing	22	18
Returns	0	4

BY QUARTERS	1	2	3	4	OT	TOT
BUCCANEERS	71	109	31	80	3	294
OPPONENTS	75	144	110	119	0	448

SCORING	TD	R	P	RT	PAT	FG	S	PTS
Igwebuike	0	0	0	0	30/32	22/32	0	96
Wilder	10	10	0	0	0/0	0/0	0	60
Giles	8	0	8	0	0/0	0/0	0	48
House	5	0	5	0	0/0	0/0	0	30
Carter	3	0	3	0	0/0	0/0	0	18
BUCCANEERS	33	11	22	0	30/33	22/32	0	294
OPPONENTS	50	28	18	4	50/50	32/42	1	448

FIELD GOALS	1/19	20/29	30/39	40/49	50+	LONG
Igwebuike	1/1	5/5	8/10	5/10	3/6	53
BUCCANEERS	1/1	5/5	8/10	5/10	3/6	53
OPPONENTS	0/0	11/14	14/15	6/10	1/3	50

RUSHING	NO.	YDS.	AVG.	LONG	TD
Wilder	365	1,300	3.6	28	10
Young	40	233	5.8	20	1
Springs	16	54	3.4	11	0
DeBerg	9	28	3.1	13	0
Carter	1	13	13.0	13	0
BUCCANEERS	434	1,644	3.8	28	11
OPPONENTS	547	2,430	4.4	38	28

PASSING	ATT.	CMP.	YDS.	CMP%	YDS/ATT	TD	TD%	INT	INT%	LONG	SK/LOST	RTG
DeBerg	370	197	2,488	53.2	6.72	19	5.1	18	4.9	57	19/143	71.3
Young	138	72	935	52.3	6.78	3	2.2	8	5.8	59	21/158	57.1
BUCCANEERS	508	269	3,423	53.0	6.74	22	4.3	26	5.1	59	40/301	67.5
OPPONENTS	505	318	3,955	63.0	7.83	18	3.6	18	3.6	78t	35/277	84.2

RECEIVING	NO.	YDS.	AVG.	LONG	TD
Wilder	53	341	6.5	20	0
House	44	803	18.3	55	5
Giles	43	673	15.7	39t	8
J. Bell	43	496	12.3	27	2
Carter	40	557	13.9	29	3
BUCCANEERS	269	3,423	12.7	59	22
OPPONENTS	318	3,955	12.4	78t	18

INTERCEPTIONS	NO.	YDS.	AVG.	LONG	TD
Castille	7	49	7.0	20	0
Greenwood	5	15	3.0	7	0
Six tied with one					
BUCCANEERS	18	146	8.1	25	0
OPPONENTS	26	373	14.3	46	4

TACKLES	SOLO	ASST.	TOTAL
Davis	N/A	N/A	132
Washington	N/A	N/A	102
Sully	N/A	N/A	98
Brantley	N/A	N/A	95
Logan	N/A	N/A	80

SACKS	SPECIAL TEAM TACKLES	
Logan	Witte	24
Cannon	Prior	22
Holmes	Randle	16
Morgan	Armstrong	13
Greenwood	Curry	10
Washington		
BUCCANEERS	35.0	
OPPONENTS	40.0	

PUNTING	NO.	YDS.	AVG.	NET	TB	IN20	LG	BK
Garcia	77	3,233	42.0	33.4	7	12	61	2
BUCCANEERS	79	3,233	40.9	32.6	7	12	61	2
OPPONENTS	59	2,607	44.2	37.6	8	13	69	0

PUNT RETURNS	RET.	FC	YDS.	AVG.	LONG	TD
Bright	12	2	124	10.3	29	0
Prior	13	6	105	8.1	19	0
BUCCANEERS	25	8	229	9.2	29	0
OPPONENTS	47	7	519	11.0	28	0

KICKOFF RETURNS	NO.	YDS.	AVG.	LONG	TD
Freeman	48	1,085	22.6	58	0
Springs	5	112	22.4	34	0
Bright	11	213	19.4	47	0
Prior	10	131	13.1	29	0
Verser	4	61	15.3	18	0
Magee	2	20	10.0	15	0
BUCCANEERS	80	1,822	20.3	58	0
OPPONENTS	51	1,187	23.3	51	0

USUAL STARTING LINEUP	DEFENSE:
WR 89 Kevin House	LE 78 John Cannon
LT 66 George Yarno	NT 76 David Logan
LG 72 Steve Courson	RE 90 Ron Holmes
RG 60 Randy Grimes	OLB 54 Ervin Randle
C 62 Sean Farrell	ILB 58 Jeff Davis
RT 73 Ron Heller	ILB 52 Scot Brantley
TE 88 Jimmie Giles	OLB 51 Chris Washington
WR 87 Gerald Carter	LCB 23 Jeremiah Castille
QB 17 Steve DeBerg	RCB 21 John Holt
FB 82 Jerry Bell	SS 30 David Greenwood
RB 32 James Wilder	FS 44 Ivory Sully

DATE	W/L	SCORE	OPPONENT	ATT.
9/7	L	7-31	SAN FRANCISCO	50,780
9/14	L	10-23	MINNESOTA	34,579
9/21	W	24-20	at Detroit	38,453
9/28	L	20-23 (ot)	ATLANTA	38,950
10/5	L	20-26 (ot)	at L.A. Rams	50,585
10/12	L	19-30	ST. LOUIS	33,307
10/19	L	7-38	at New Orleans	43,355
10/26	L	20-27	at Kansas City	36,230
11/2	W	34-28	BUFFALO	32,806
11/9	L	3-23	CHICAGO	70,097
11/16	L	7-31	at Green Bay (Milw.)	48,271
11/23	L	17-38	DETROIT	30,029
11/30	L	13-45	at Minnesota	56,235
12/7	L	14-48	at Chicago	52,746
12/14	L	7-21	GREEN BAY	30,099
12/21	L	17-21	at St. Louis	23,957

	BUCS	OPP
TOTAL FIRST DOWNS	273	362
Rushing	100	162
Passing	142	177
Penalty	31	23
3rd Down: Made/Att.	59/193	90/193
4th Down: Made/Att.	8/19	6/10
POSSESSION AVG.	28.40	31.20
TOTAL NET YARDS	4,361	6,333
Avg. Per Game	272.6	395.8
Total Plays	970	1,061
Avg. Per Play	4.5	6.0
NET YARDS RUSHING	1,863	2,648
Avg. Per Game	116.4	165.5
Total Rushes	455	558
NET YARDS PASSING	2,498	3,685
Avg. Per Game	156.1	230.3
Sacked /Yards Lost	56/394	19/153
Gross Yards	2,892	3,838
Att./Completions	459/245	484/289
Completion Pct.	53.4	59.7
Had Intercepted	25	13
PUNTS/AVERAGE	78/40.2	59/41.3
NET PUNTING AVG.	32.8	37.4
PENALTIES/YARDS	83/661	116/941
FUMBLES/FUMBLES LOST	36/17	39/19
TOUCHDOWNS	27	59
Rushing	12	31
Passing	13	23
Returns	2	5

BY QUARTERS	1	2	3	4	OT	TOT
BUCCANEERS	39	74	41	85	0	239
OPPONENTS	111	105	103	145	0	473

SCORING	TD	R	P	RT	PAT	FG	S	PTS
Igwebuike	0	0	0	0	26/27	17/24	0	77
Young	5	5	0	0	0/0	0/0	0	30
Magee	5	0	5	0	0/0	0/0	0	30
Wonsley	3	3	0	0	0/0	0/0	0	18
Wildier	3	2	1	0	0/0	0/0	0	18
BUCCANEERS	27	12	13	2	26/27	17/24	0	239
OPPONENTS	59	31	23	5	56/58	21/30	0	473

FIELD GOALS	1/19	20/29	30/39	40/49	50+	LONG
Igwebuike	0/0	5/5	7/8	3/6	2/5	55
BUCCANEERS	0/0	5/5	7/8	3/6	2/5	55
OPPONENTS	0/0	8/9	8/9	3/6	2/6	51

RUSHING	NO.	YDS.	AVG.	LONG	TD
Wildier	190	704	3.7	45t	2
Young	74	425	5.7	31	5
Wonsley	73	339	4.6	59t	3
Springs	74	285	3.9	40	0
Howard	30	110	3.7	16	1
BUCCANEERS	455	1,863	4.1	59t	12
OPPONENTS	558	2,648	4.7	60	31

PASSING	ATT.	CMP.	YDS.	CMP%	YDS/ATT	TD	TD%	INT	INT%	LONG	SK/LOST	RTG
Young	363	195	2,282	53.7	6.29	8	2.2	13	3.6	46	47/326	65.5
DeBerg	96	50	610	52.1	6.35	5	5.2	12	12.5	45	9/68	49.7
BUCCANEERS	459	245	2,892	53.4	6.30	13	2.8	25	5.4	46	56/394	59.6
OPPONENTS	484	289	3,838	59.7	7.93	23	4.8	13	2.7	73	19/153	89.5

RECEIVING	NO.	YDS.	AVG.	LONG	TD
Magee	45	564	12.5	45	5
Wildier	43	326	7.6	25	1
Carter	42	640	15.2	46	2
Springs	24	187	7.8	46	0
Giles	18	178	9.9	20	1
BUCCANEERS	245	2,892	11.8	46	13
OPPONENTS	289	3,838	13.3	73	23

INTERCEPTIONS	NO.	YDS.	AVG.	LONG	TD
McKeever	3	12	4.0	10	0
Brantley	2	65	32.5	57	0
Curry	2	0	0.0	0	0

Five tied with one

BUCCANEERS	13	128	9.8	57	0
OPPONENTS	25	236	9.4	59t	1

TACKLES	SOLO	ASST.	TOTAL
Davis	N/A	N/A	136
Brantley	N/A	N/A	127
Washington	N/A	N/A	94
Jones	N/A	N/A	80
Holmes	N/A	N/A	68

SACKS	SPECIAL TEAM TACKLES		
Browner	4.0	Randle	21
Washington	4.0	Murphy	18
Holmes	2.5	McKeever	9
Cannon	2.0	Easmon	7
Kellin	2.0	Futrell	6
Logan	2.0		

BUCCANEERS	19.0
OPPONENTS	56.0

PUNTING	NO.	YDS.	AVG.	NET	TB	IN20	LG	BK
Garcia	77	3,089	40.1	32.7	8	19	60	0
Springs	1	43	43.0	39.0	0	0	43	0
BUCCANEERS	78	3,132	40.2	32.8	8	19	60	0
OPPONENTS	59	2,438	41.3	37.4	6	24	57	1

PUNT RETURNS	RET.	FC	YDS.	AVG.	LONG	TD
Futrell	14	5	67	4.8	12	0
Walker	9	0	27	3.0	10	0
Harris	3	0	16	5.3	8	0

BUCCANEERS	26	5	110	4.2	12	0
OPPONENTS	39	15	414	10.6	71t	3

KICKOFF RETURNS	NO.	YDS.	AVG.	LONG	TD
Freeman	31	582	18.8	33	0
Wonsley	10	208	20.8	29	0
K. Walker	8	146	18.3	26	0
Futrell	5	115	23.0	30	0
Howard	4	71	17.8	24	0
Harris	4	63	15.8	23	0
BUCCANEERS	75	1,302	17.4	33	0
OPPONENTS	46	1,009	21.9	85t	1

USUAL STARTING LINEUP			
OFFENSE:	DEFENSE:		
WR	89 Kevin House	LE	71 Bob Nelson
LT	72 Rob Taylor	NT	76 David Logan
LG	66 George Yarno	RE	90 Ron Holmes
C	60 Randy Grimes	OLB	57 Keith Browner
RG	62 Sean Farrell	ILB	58 Jeff Davis
RT	73 Ron Heller	ILB	52 Scot Brantley
TE	86 Calvin Magee	OLB	51 Chris Washington
WR	87 Gerald Carter	LCB	21 Vito McKeever
QB	8 Steve Young	RCB	22 Rod Jones
FB	20 Ron Springs	SS	41 Craig Swoope
RB	32 James Wildier	FS	44 Ivory Sully

DATE	W/L	SCORE	OPPONENT	ATT.
9/13	W	48-10	ATLANTA	51,250
9/20	L	3-20	at Chicago	63,551
10/4	W	31-27	at Detroit	4,919
10/11	L	13-17	SAN DIEGO	23,873
10/18	W	20-10	MINNESOTA	20,850
10/25	L	26-27	CHICAGO	70,747
11/1	W	23-17	at Green Bay (Milw.)	50,308
11/8	L	28-31	at St. Louis	22,449
11/15	L	17-23	at Minnesota	48,605
11/22	L	10-24	SAN FRANCISCO	63,211
11/29	L	3-35	at LA Rams	45,188
12/6	L	34-44	at New Orleans	66,471
12/13	L	10-20	DETROIT	41,699
12/20	L	14-31	ST. LOUIS	32,046
12/27	L	6-24	at Indianapolis	60,468

	BUCS	OPP
TOTAL FIRST DOWNS	263	314
Rushing	62	124
Passing	168	163
Penalty	33	27
3rd Down: Made/Att.	83/215	90/200
4th Down: Made/Att.	3/6	6/9
POSSESSION AVG.	28:37	31:23

	BUCS	OPP
TOTAL NET YARDS	4,381	4,987
Avg. Per Game	292.1	332.5
Total Plays	954	996
Avg. Per Play	4.6	5.0

	BUCS	OPP
NET YARDS RUSHING	1,365	2,038
Avg. Per Game	91.0	135.9
Total Rushes	394	500

	BUCS	OPP
NET YARDS PASSING	3,016	2,949
Avg. Per Game	201.1	196.6
Sacked /Yards Lost	43/361	39/306
Gross Yards	3,377	3,255
Att./Completions	517/264	457/271
Completion Pct.	51.1	59.3
Had Intercepted	17	16

	BUCS	OPP
PUNTS/AVERAGE	88/39.3	64/41.2
NET PUNTING AVG.	29.9	35.0
PENALTIES/YARDS	115/894	123/926
FUMBLES/FUMBLES LOST	35/14	42/20
TOUCHDOWNS	33	44
Rushing	7	18
Passing	22	23
Returns	4	3

BY QUARTERS	1	2	3	4	OT	TOT
BUCCANEERS	78	66	81	61	0	286
OPPONENTS	69	98	67	126	0	360

SCORING	TD	R	P	RT	PAT	FG	S	PTS
lgweibuke	0	0	0	0	24/26	14/18	0	66
Carter	5	0	5	0	0/0	0/0	0	30
Smith	4	2	2	0	0/0	0/0	0	24
Magee	3	0	3	0	0/0	0/0	0	18
Carrier	3	0	3	0	0/0	0/0	0	18
BUCCANEERS	33	7	22	4	31/33	19/24	0	286
OPPONENTS	44	18	23	3	42/44	18/30	0	360

FIELD GOALS	1/19	20/29	30/39	40/49	50+	LONG
lgweibuke	0/0	2/2	6/6	6/9	0/1	48
BUCCANEERS	0/0	3/4	7/7	8/11	1/2	48
OPPONENTS	0/0	8/9	7/10	2/8	1/3	50

RUSHING	NO.	YDS.	AVG.	LONG	TD
Wilder	106	488	4.6	21	0
Smith	100	309	3.1	46	2
Wright	37	112	3.0	11	0
Howard	30	100	3.3	31	1
Testaverde	13	50	3.8	17	1
BUCCANEERS	394	1,365	3.5	46	7
OPPONENTS	500	2,038	4.1	38t	18

PASSING	ATT.	CMP.	YDS.	CMP%	YDS/ATT	TD	TD%	INT	INT%	LONG	SK/LOST	RTG
DeBerg	275	159	1,891	57.8	6.88	14	5.1	7	2.5	64t	20/185	85.3
Testaverde	165	71	1,081	43.0	6.55	5	3.0	6	3.6	40t	18/140	60.2
BUCCANEERS	517	264	3,377	51.1	6.53	22	4.3	17	3.3	64t	43/361	72.0
OPPONENTS	457	271	3,255	59.3	7.12	23	5.0	16	3.5	67	39/306	85.3

RECEIVING	NO.	YDS.	AVG.	LONG	TD
Wilder	40	328	8.2	32	1
Carter	38	586	15.4	57	5
Magee	34	424	12.5	37	3
Carrier	26	423	16.3	38	3
Hill	23	403	17.5	40	2
BUCCANEERS	264	3,377	12.8	64t	22
OPPONENTS	271	3,255	12.0	67	23

INTERCEPTIONS	NO.	YDS.	AVG.	LONG	TD
Tripoli	3	17	5.7	15t	1
Isom	2	67	33.5	38	0
Woods	2	63	31.5	42	0
Futrell	2	46	23.0	23	0
Jones	2	9	4.5	9	0
BUCCANEERS	16	248	15.5	42	2
OPPONENTS	17	227	13.4	50	0

TACKLES	SOLO	ASST.	TOTAL
Randle	79	29	108
Davis	55	15	70
Reynolds	58	12	70
Kemp	53	15	68
Washington	41	11	52

SACKS	SPECIAL TEAM TACKLES			
Holmes	8.0	Tripoli		10
Washington	6.5	Brantley		7
Kellin	3.5	Miller		6
Jarvis	3.0	Gordon		5
Cannon	2.0	Moss		5
		Gant		5

BUCCANEERS	39.0
OPPONENTS	43.0

PUNTING	NO.	YDS.	AVG.	NET	TB	IN20	LG	BK
Garcia	62	2,409	38.9	28.3	5	12	58	0
Criswell	26	1,046	40.2	33.8	5	3	61	0
BUCCANEERS	88	3,455	39.3	29.9	10	15	61	0
OPPONENTS	64	2,634	41.2	35.0	7	15	60	0

PUNT RETURNS	RET.	FC	YDS.	AVG.	LONG	TD
Futrell	24	6	213	8.9	22	0
BUCCANEERS	31	8	257	8.3	22	0
OPPONENTS	50	10	621	12.4	80	1

KICKOFF RETURNS	NO.	YDS.	AVG.	LONG	TD
Futrell	31	609	19.6	40	0
Smith	5	84	16.8	21	0
Miller	3	68	22.7	25	0
BUCCANEERS	56	1,037	18.5	40	0
OPPONENTS	61	1,242	20.4	45	0

USUAL STARTING LINEUP			
OFFENSE:		DEFENSE:	
WR	88 Mark Carrier	LE	78 John Cannon
LT	72 Rob Taylor	NT	94 Mike Stensrud
LG	66 George Yarno	RE	90 Ron Holmes
C	60 Randy Grimes	OLB	51 Chris Washington
RG	68 Rick Mallory	56	Jackie Walker
RT	73 Ron Heller	ILB	58 Jeff Davis
TE	86 Calvin Magee	ILB	54 Ervin Randle
WR	87 Gerald Carter	OLB	51 Chris Washington
QB	17 Steve DeBerg	57	Winston Moss
FB	32 James Wilder	LCB	29 Ricky Reynolds
RB	35 Jeff Smith	RCB	22 Rod Jones
		SS	33 Bobby Kemp
		FS	28 Ray Isom



DATE	W/L	SCORE	OPPONENT	ATT.
9/4	L	14-41	PHILADELPHIA	43,502
9/11	W	13-10	at Green Bay	52,584
9/18	L	24-30	PHOENIX	35,034
9/25	L	9-13	at New Orleans	66,671
10/2	W	27-24	GREEN BAY	40,003
10/9	L	13-14	at Minnesota	55,274
10/16	L	31-35	at Indianapolis	53,135
10/23	L	20-49	MINNESOTA	48,020
10/30	L	14-17	MIAMI	67,352
11/6	L	10-28	at Chicago	56,892
11/13	W	23-20	at Detroit	25,956
11/20	L	15-27	CHICAGO	67,070
11/27	L	10-17	at Atlanta	14,020
12/4	W	10-5	BUFFALO	49,498
12/11	L	7-10 (ot)	at New England	39,889
12/18	W	21-10	DETROIT	37,778

	BUCS	OPP
TOTAL FIRST DOWNS	295	293
Rushing	91	104
Passing	173	169
Penalty	31	20
3rd Down: Made/Att.	72/202	101/227
4th Down: Made/Att.	2/11	6/9
POSSESSION AVG.	29.00	31.00
TOTAL NET YARDS	5,061	5,155
Avg. Per Game	316.3	322.2
Total Plays	998	1,025
Avg. Per Play	5.1	5.0
NET YARDS RUSHING	1,753	1,551
Avg. Per Game	109.6	96.9
Total Rushes	452	478
NET YARDS PASSING	3,308	3,604
Avg. Per Game	206.8	225.3
Sacked/Yards Lost	34/300	20/140
Gross Yards	3,608	3,744
Att./Completions	512/253	527/304
Completion Pct.	49.4	57.7
Had Intercepted	36	21
PUNTS/AVERAGE	68/36.4	77/39.0
NET PUNTING AVG.	32.4	33.2
PENALTIES/YARDS	102/816	105/872
FUMBLES/FUMBLES LOST	27/16	29/12
TOUCHDOWNS		
Rushing	11	21
Passing	16	19
Returns	1	2

BY QUARTERS	1	2	3	4	OT	TOT
BUCCANEERS	27	75	41	118	0	261
OPPONENTS	105	93	95	54	3	350

SCORING	TD	R	P	RT	PAT	FG	S	PTS
Igwebuike	0	0	0	0	21/21	19/25	0	78
Hill	9	0	9	0	0/0	0/0	0	54
Tate	8	7	1	0	0/0	0/0	0	48
Carrier	5	0	5	0	0/0	0/0	0	30
Carney	0	0	0	0	6/6	2/5	0	12
BUCCANEERS	28	11	16	1	28/28	21/30	1	261
OPPONENTS	42	21	19	2	42/42	18/30	1	350

FIELD GOALS	1/19	20/29	30/39	40/49	50+	LONG
Igwebuike	1/1	6/6	7/8	3/6	2/4	55
Carney	0/0	2/3	0/1	0/1	0/0	29
BUCCANEERS	1/1	8/9	7/9	3/7	2/4	55
OPPONENTS	0/0	6/6	6/11	5/9	1/4	50

RUSHING	NO.	YDS.	AVG.	LONG	TD
Tate	122	467	3.8	47t	7
W. Howard	115	452	3.9	29t	1
Wilder	86	343	4.0	19	1
Goode	63	231	3.7	22	0
Testaverde	28	138	4.9	24	1
BUCCANEERS	452	1,753	3.9	47t	11
OPPONENTS	478	1,551	3.2	48	21

PASSING	ATT.	CMP.	YDS.	CMP%	YDS/ATT	TD	TD%	INT	INT%	LONG	SK/LOST	RTG
Testaverde	466	222	3,240	47.6	6.95	13	2.8	35	7.5	59t	33/292	48.8
Ferguson	46	31	368	67.4	8.00	3	6.5	1	2.2	34	1/8	104.3
BUCCANEERS	512	253	3,608	49.4	7.05	16	3.1	36	7.0	59t	34/300	53.7
OPPONENTS	527	304	3,744	57.7	7.10	19	3.6	21	4.0	56	30/140	75.2

RECEIVING	NO.	YDS.	AVG.	LONG	TD
Hill	58	1040	17.9	42t	9
Carrier	57	970	17.0	59t	5
Hall	39	555	14.2	37	0
J. Smith	16	134	8.4	22	0
Pillow	15	206	13.7	34	1
BUCCANEERS	253	3,608	14.3	59t	16
OPPONENTS	304	3,744	12.3	56	19

INTERCEPTIONS	NO.	YDS.	AVG.	LONG	TD
Hamilton	6	123	20.5	58	0
Reynolds	4	7	2.3	7	0
Elder	3	9	3.0	9	0
Harris	2	26	13.0	24	0
Robinson	2	28	14.0	28	0
BUCCANEERS	21	283	13.5	58	1
OPPONENTS	36	480	13.3	46	2

TACKLES	SOLO	ASST.	TOTAL
Marve	88	33	121
Hamilton	82	25	107
Murphy	50	25	75
Reynolds	64	10	74
Futrell	60	12	72

SACKS	SPECIAL TEAM TACKLES		
Holmes	4.0	Elder	21
Cannon	3.0	Harris	20
Davis	3.0	Walker	19
Jarvis	2.5	Washington	10
Goff	2.0	Rolling	7
Lee	2.0	D. Smith	7
BUCCANEERS	20.0		
OPPONENTS	34.0		

PUNTING	NO.	YDS.	AVG.	NET	TB	IN20	LG	BK
Criswell	68	2,477	36.4	32.4	0	20	62	0
BUCCANEERS	68	2,477	36.4	32.4	0	20	62	0
OPPONENTS	77	3,004	39.0	33.2	6	24	60	0

PUNT RETURNS	RET.	FC	YDS.	AVG.	LONG	TD
Futrell	27	10	283	10.5	40	0
J. Smith	8	3	45	5.6	20	0
Elder	1	0	0	0.0	0	0
BUCCANEERS	36	13	328	9.1	40	0
OPPONENTS	38	13	273	7.2	25	0

KICKOFF RETURNS	NO.	YDS.	AVG.	LONG	TD
Elder	34	772	22.7	51	0
J. Smith	10	180	18.0	26	0
D. Smith	9	188	20.9	30	0
McAdoo	4	108	27.0	31	0
Pillow	3	38	12.7	17	0
BUCCANEERS	64	1,345	21.0	51	0
OPPONENTS	52	1,129	21.7	57	0

USUAL STARTING LINEUP			
OFFENSE:		DEFENSE:	
WR	88 Mark Carrier	LE	79 Reuben Davis
LT	74 Paul Gruber	NT	95 Curt Jarvis
LG	68 Rick Mallory	RE	90 Ron Holmes
C	60 Randy Grimes	OLB	59 Kevin Murphy
RG	50 Dan Turk	ILB	99 Eugene Marve
RT	72 Rob Taylor	ILB	53 Sidney Coleman
TE	82 Ron Hall	OLB	57 Winston Moss
WR	84 Bruce Hill	LCB	29 Ricky Reynolds
QB	14 Vinny Testaverde	RCB	36 Bobby Futrell
FB	43 William Howard	SS	30 Mark Robinson
RB	34 Lars Tate	FS	39 Harry Hamilton

DATE	W/L	SCORE	OPPONENT	ATT.
9/10	W	23-21	at Green Bay	55,650
9/17	L	16-20	SAN FRANCISCO	64,087
9/24	W	20-10	NEW ORLEANS	44,053
10/1	L	3-17	at Minnesota	54,817
10/8	W	42-35	CHICAGO	72,077
10/15	L	16-17	DETROIT	46,225
10/22	L	28-32	at Washington	52,862
10/29	L	23-56	at Cincinnati	57,225
11/5	L	31-42	CLEVELAND	69,162
11/12	L	10-24	MINNESOTA	56,271
11/19	W	32-31	at Chicago	63,826
11/26	W	14-13	at Phoenix	33,297
12/3	L	16-17	GREEN BAY	58,120
12/10	L	17-20	at Houston	54,532
12/17	L	7-33	at Detroit	40,362
12/24	L	22-31	PITTSBURGH	29,690

	BUCS	OPP
TOTAL FIRST DOWNS	288	317
Rushing	84	115
Passing	174	170
Penalty	30	32
3rd Down: Made/Att.	95/230	87/208
4th Down: Made/Att.	7/13	10/17
POSSESSION AVG.	29:55	30:05
TOTAL NET YARDS	4,842	5,460
Avg. Per Game	302.6	341.3
Total Plays	1,025	1,027
Avg. Per Play	4.7	5.3
NET YARDS RUSHING	1,570	2,023
Avg. Per Game	94.2	126.4
Total Rushes	412	479
NET YARDS PASSING	3,335	3,437
Avg. Per Game	208.4	214.8
Sacked /Yards Lost	43/331	33/222
Gross Yards	3,666	3,659
Att./Completions	570/302	515/301
Completion Pct.	53.0	58.4
Had Intercepted	28	21
PUNTS/AVERAGE	86/38.5	69/40.3
NET PUNTING AVG.	32.1	31.4
PENALTIES/YARDS	104/881	109/869
FUMBLES/FUMBLES LOST	21/9	30/18
TOUCHDOWNS	36	51
Rushing	10	18
Passing	23	29
Returns	3	4

BY QUARTERS	1	2	3	4	OT	TOT
BUCCANEERS	58	92	42	128	0	320
OPPONENTS	79	144	86	110	0	419

SCORING	TD	R	P	RT	PAT	FG	S	PTS
Igwebuike	0	0	0	0	33/35	22/28	0	99
Carrier	9	0	9	0	0/0	0/0	0	54
Tate	9	8	1	0	0/0	0/0	0	54
Hill	5	0	5	0	0/0	0/0	0	30
Wildier	3	0	3	0	0/0	0/0	0	18
BUCCANEERS	36	10	23	3	34/36	22/28	2	420
OPPONENTS	51	18	29	4	51/51	20/24	1	319

FIELD GOALS	1/19	20/29	30/39	40/49	50+	LONG
Igwebuike	0/0	9/9	6/6	5/10	2/3	53
BUCCANEERS	0/0	9/9	6/6	5/10	2/3	53
OPPONENTS	0/0	5/5	9/9	6/9	0/1	47

RUSHING	NO.	YDS.	AVG.	LONG	TD
Tate	167	589	3.5	48	8
Howard	108	357	3.3	15	1
Wildier	70	244	3.5	14	0
Stamps	29	141	4.9	21t	1
Testaverde	25	139	5.6	16	0
BUCCANEERS	412	1,507	3.7	48	10
OPPONENTS	479	2,023	4.2	59t	18

PASSING	ATT.	CMP.	YDS.	CMP%	YDS/ATT	TD	TD%	INT	INT%	LONG	SK/LOST	RTG
Testaverde	480	258	3,133	53.8	6.53	20	4.2	22	4.6	78t	38/294	68.9
Ferguson	90	44	533	48.9	5.92	3	3.3	6	6.7	69t	5/37	50.8
BUCCANEERS	570	302	3,666	53.0	6.43	23	4.0	48	4.9	78t	43/331	66.0
OPPONENTS	515	301	3,659	58.4	7.10	29	5.6	21	4.1	79t	33/222	82.2

RECEIVING	NO.	YDS.	AVG.	LONG	TD
Carrier	86	1,422	16.5	78t	9
Hill	50	673	13.5	53	5
Wildier	36	335	9.3	27	3
Hall	30	331	11.0	32	2
Howard	30	188	6.3	18	1
BUCCANEERS	302	3,666	12.1	78t	23
OPPONENTS	301	3,659	12.2	79t	29

INTERCEPTIONS	NO.	YDS.	AVG.	LONG	TD
Hamilton	6	70	11.7	30	0
Robinson	6	44	7.3	16	0
Reynolds	5	87	17.4	68t	1

Four tied with one

BUCCANEERS	NO.	YDS.	AVG.	LONG	TD
BUCCANEERS	21	234	11.1	68t	2
OPPONENTS	28	240	8.6	39	2

TACKLES	SOLO	ASST.	TOTAL
Randle	74	40	114
Marve	71	35	106
Robinson	72	32	104
Jones	75	17	92
Hamilton	66	24	90

SACKS	SPECIAL TEAM TACKLES	
Murphy	Anno	28
Moss	Elder	23
Goff	Najarian	14
Davis	O. Harris	13
Jarvis	Stamps	13
BUCCANEERS	33.0	
OPPONENTS	43.0	

PUNTING	NO.	YDS.	AVG.	NET	TB	IN20	LG	BK
Mohr	84	3,311	39.4	32.1	3	10	58	2
BUCCANEERS	86	3,311	38.5	32.1	3	10	58	2
OPPONENTS	69	2,781	40.3	31.4	16	14	60	2

PUNT RETURNS	RET.	FC	YDS.	AVG.	LONG	TD
Drewrey	20	2	220	11.0	55	0
Futrell	12	2	76	6.3	15	0
BUCCANEERS	32	4	296	9.3	55	0
OPPONENTS	54	12	492	9.1	65	0

KICKOFF RETURNS	NO.	YDS.	AVG.	LONG	TD
Elder	40	685	17.1	30	0
Stamps	9	145	16.1	36	0
Howard	5	82	16.4	19	0
Futrell	4	58	14.5	22	0
Wildier	2	42	21.0	23	0
BUCCANEERS	62	1,055	17.0	36	0
OPPONENTS	55	1,143	20.8	72	0

USUAL STARTING LINEUP			
OFFENSE:		DEFENSE:	
WR	88 Mark Carrier	LE	79 Reuben Davis
LT	74 Paul Gruber	NT	95 Curt Jarvis
LG	73 Tom McHale	RE	94 Robert Goff
C	60 Randy Grimes	OLB	59 Kevin Murphy
RG	69 John Bruhin	ILB	99 Eugene Marve
RT	72 Rob Taylor	ILB	54 Ervin Randle
TE	82 Ron Hall	OLB	58 Winston Moss
WR	84 Bruce Hill	LCB	29 Ricky Reynolds
QB	14 Vinny Testaverde	RCB	22 Rod Jones
FB	43 William Howard	SS	30 Mark Robinson
RB	34 Lars Tate	FS	39 Harry Hamilton

## 1990

RECORD: 6-10 HEAD COACH: RAY PERKINS (13 GAMES)  
RICHARD WILLIAMSON (3 GAMES)

DATE	W/L	SCORE	OPPONENT	ATT.
9/9	W	38-21	at Detroit	54,728
9/16	L	14-35	L.A. RAMS	59,705
9/23	W	23-20	DETROIT	55,075
9/30	W	23-20 (ot)	at Minnesota	54,462
10/7	L	10-14	at Dallas	60,076
10/14	W	26-14	GREEN BAY	67,472
10/21	L	13-17	DALLAS	68,315
10/28	L	10-41	at San Diego	40,653
11/4	L	6-26	CHICAGO	68,555
11/11	L	7-35	at New Orleans	67,865
11/18	L	7-31	at San Francisco	62,221
11/25	L	10-20	at Green Bay (Milw.)	53,677
12/2	W	23-17	ATLANTA	42,839
12/16	W	26-13	MINNESOTA	47,272
12/23	L	14-27	at Chicago	46,456
12/30	L	14-16	N.Y. JETS	46,543

	BUCS	OPP
TOTAL FIRST DOWNS	238	313
Rushing	83	129
Passing	142	168
Penalty	13	16
3rd Down: Made/Att.	76/204	93/205
4th Down: Made/Att.	9/19	7/13

POSSESSION AVG.	28:11	31:49
TOTAL NET YARDS	4,475	5,479
Avg. Per Game	279.7	342.4
Total Plays	911	1,001
Avg. Per Play	4.9	5.5

NET YARDS RUSHING	1,626	2,223
Avg. Per Game	101.6	138.9
Total Rushes	410	496

NET YARDS PASSING	2,849	3,256
Avg. Per Game	178.1	203.5
Sacked /Yards Lost	53/433	34/204
Gross Yards	3,282	3,460
Att./Completions	448/245	471/263

Completion Pct.	54.7	55.8
Had Intercepted	24	25

PUNTS/AVERAGE	72/40.3	55/40.5
NET PUNTING AVG.	34.0	35.7

PENALTIES/YARDS	77/651	78/617
FUMBLES/FUMBLES LOST	38/19	33/17
TOUCHDOWNS	28	45
Rushing	7	20
Passing	18	22
Returns	3	3

BY QUARTERS	1	2	3	4	OT	TOT
BUCCANEERS	41	99	50	71	3	264
OPPONENTS	59	112	100	96	0	367

SCORING	TD	R	P	RT	PAT	FG	S	PTS
Christie	0	0	0	0	27/27	23/27	0	96
G. Anderson	5	3	2	0	0/0	0/0	0	30
Hill	5	0	5	0	0/0	0/0	0	30
Carrier	4	0	4	0	0/0	0/0	0	24
Haddix	3	0	0	3	0/0	0/0	0	18

BUCCANEERS	28	7	18	3	27/28	23/27	0	264
OPPONENTS	45	20	22	3	43/45	18/27	0	367

FIELD GOALS	1/19	20/29	30/39	40/49	50+	LONG
Christie	0/0	7/7	10/13	4/5	2/2	54
BUCCANEERS	0/0	7/7	10/13	4/5	2/2	54
OPPONENTS	0/0	11/11	4/5	3/8	0/3	46

RUSHING	NO.	YDS.	AVG.	LONG	TD
G. Anderson	166	646	3.9	22	3
Cobb	151	480	3.2	17	2
Testaverde	38	280	7.4	48t	1
Harvey	27	113	4.2	14	0
Chandler	13	71	5.5	18	1

BUCCANEERS	410	1,626	4.0	48t	7
OPPONENTS	496	2,223	4.5	47t	20

PASSING	ATT.	CMP.	YDS.	CMP%	YDS/ATT	TD	TD%	INT	INT%	LONG	SK/LOST	RTG
Testaverde	365	203	2,818	55.6	7.72	17	4.7	18	4.9	89t	38/330	75.6
Chandler	83	42	464	50.6	5.59	1	1.2	6	7.2	68t	15/103	41.4

BUCCANEERS	448	245	3,282	54.7	7.33	18	4.0	24	5.4	89t	53/433	69.3
OPPONENTS	471	263	3,460	55.8	7.35	22	4.7	25	5.3	75t	34/204	72.7

RECEIVING	NO.	YDS.	AVG.	LONG	TD
Carrier	49	813	16.6	68t	4
Hill	42	641	15.3	48t	5
Cobb	39	299	7.7	17	0
G. Anderson	38	464	12.2	74	2
Hall	31	464	15.0	54t	2
BUCCANEERS	245	3,282	13.4	89t	18
OPPONENTS	263	3,460	13.2	75t	22

INTERCEPTIONS	NO.	YDS.	AVG.	LONG	TD
Haddix	7	231	33.0	65t	3
Hamilton	5	39	7.8	27	0
Robinson	4	81	20.3	27	0
Reynolds	3	70	23.3	46	0
Everett	3	28	9.3	23	0
BUCCANEERS	25	487	19.5	65t	3
OPPONENTS	24	346	14.4	64t	2

TACKLES	SOLO	ASST.	TOTAL
Hamilton	81	38	119
Robinson	86	29	115
Marve	75	36	111
Randle	46	32	78
Murphy	57	20	77

SACKS	SPECIAL TEAM TACKLES				
Thomas	7.5	Anno	25		
Randle	5.5	Harris	21		
Murphy	4.0	Perkins	18		
Moss	3.5	Coleman	14		
Newton	3.0	McCants	9		
BUCCANEERS	34.0				
OPPONENTS	53.0				

PUNTING	NO.	YDS.	AVG.	NET	TB	IN20	LG	BK
Royals	72	2,902	40.3	34.0	5	8	62	0
BUCCANEERS	72	2,902	40.3	34.0	5	8	62	0
OPPONENTS	55	2,230	40.5	35.7	4	16	54	0

PUNT RETURNS	RET.	FC	YDS.	AVG.	LONG	TD
Drewrey	23	15	184	8.0	16	0
BUCCANEERS	23	15	184	8.0	16	0
OPPONENTS	39	16	352	9.0	36	0

KICKOFF RETURNS	NO.	YDS.	AVG.	LONG	TD
Peebles	18	369	20.5	55	0
Drewrey	14	244	17.4	29	0
Harvey	12	207	17.3	27	0
Cobb	11	223	20.3	45	0
G. Anderson	6	123	20.5	37	0
BUCCANEERS	63	1,175	18.7	55	0
OPPONENTS	43	1,036	24.1	65	0

USUAL STARTING LINEUP	DEFENSE:				
WR	88	Mark Carrier	LE	79	Reuben Davis
LT	74	Paul Gruber	NT	95	Curt Jarvis
LG	73	Tom McHale	RE	71	Jim Skow
C	60	Randy Grimes	OLB	51	Broderick Thomas
RG	62	Ian Beckles	ILB	99	Eugene Marve
TE	72	Rob Taylor	ILB	58	Winston Moss
RT	82	Ron Hall	OLB	59	Kevin Murphy
WR	84	Bruce Hill	LCB	29	Ricky Reynolds
QB	14	Vinny Testaverde	RCB	45	Wayne Haddix
FB	33	Reggie Cobb	SS	30	Mark Robinson
RB	40	Gary Anderson	FS	39	Harry Hamilton

DATE	W/L	SCORE	OPPONENT	ATT.
9/1	L	13-16	at N.Y. Jets	61,204
9/8	L	20-21	CHICAGO	65,625
9/15	L	13-15	at Green Bay	58,114
9/22	L	10-17	BUFFALO	57,323
9/29	L	3-31	at Detroit	48,784
10/6	W	14-13	PHILADELPHIA	41,219
10/20	L	7-23	at New Orleans	68,591
10/27	L	0-27	GREEN BAY	40,275
11/3	L	13-28	at Minnesota	35,737
11/10	W	30-21	DETROIT	37,742
11/17	L	7-43	at Atlanta	41,274
11/24	L	14-21	N.Y. GIANTS	63,698
12/1	L	14-33	at Miami	51,036
12/8	L	24-26	MINNESOTA	41,091
12/14	L	0-27	at Chicago	54,719
12/22	W	17-3	INDIANAPOLIS	28,043

	BUCS	OPP
<b>TOTAL FIRST DOWNS</b>	249	295
Rushing	79	120
Passing	147	147
Penalty	23	28
3rd Down: Made/Att.	60/190	79/209
4th Down: Made/Att.	7/14	6/13
<b>POSSESSION AVG.</b>	26:57	33:03
<b>TOTAL NET YARDS</b>	4,001	4,979
Avg. Per Game	250.1	311.2
Total Plays	922	989
Avg. Per Play	4.3	5.0
<b>NET YARDS RUSHING</b>	1,429	2,107
Avg. Per Game	89.3	131.7
Total Rushes	371	512
<b>NET YARDS PASSING</b>	2,572	2,872
Avg. Per Game	160.8	179.5
Sacked /Yards Lost	56/383	39/258
Gross Yards	2,955	3,130
Att./Completions	495/250	438/257
Completion Pct.	50.5	58.7
Had Intercepted	29	11
<b>PUNTS/AVERAGE</b>	84/40.3	71/42.9
<b>NET PUNTING AVG.</b>	32.3	36.5
<b>PENALTIES/YARDS</b>	88/780	110/925
<b>FUMBLES/FUMBLES LOST</b>	30/18	27/16
<b>TOUCHDOWNS</b>	22	41
Rushing	9	21
Passing	13	15
Returns	0	5

BY QUARTERS	1	2	3	4	OT	TOT
<b>BUCCANEERS</b>	30	49	41	79	0	199
<b>OPPONENTS</b>	82	111	77	95	0	365

SCORING	TD	R	P	RT	PAT	FG	S	PTS
Christie	0	0	0	0	22/22	15/20	0	67
Cobb	7	7	0	0	0/0	0/0	0	42
Dawsey	4	1	3	0	0/0	0/0	0	24
<b>BUCCANEERS</b>	22	9	13	0	22/22	15/20	0	199
<b>OPPONENTS</b>	41	21	15	5	40/41	25/35	2	365

FIELD GOALS	1/19	20/29	30/39	40/49	50+	LONG
Christie	1/1	4/4	7/11	3/4	0/0	49
<b>BUCCANEERS</b>	1/1	4/4	7/11	3/4	0/0	49
<b>OPPONENTS</b>	2/2	5/5	9/11	7/14	2/3	50

RUSHING	NO.	YDS.	AVG.	LONG	TD
Cobb	196	752	3.8	59t	7
G. Anderson	72	263	3.7	64t	1
Wilson	42	179	4.3	20	0
Testaverde	32	101	3.2	19	0
Chandler	18	79	4.4	12	0
<b>BUCCANEERS</b>	371	1,429	3.9	64t	9
<b>OPPONENTS</b>	512	2,107	4.1	71t	21

PASSING	ATT.	CMP.	YDS.	CMP%	YDS/ATT	TD	TD%	INT	INT%	LONG	SK/LOST	RTG
Testaverde	326	166	1,994	50.9	6.12	8	2.5	15	4.6	87t	35/234	59.0
Chandler	104	53	557	51.0	5.36	4	3.8	8	7.7	35	10/76	47.6
Carlson	65	31	404	47.7	6.22	1	1.5	6	9.2	36	11/73	34.4
<b>BUCCANEERS</b>	495	250	2,955	50.5	5.97	13	2.6	29	5.9	87t	56/383	53.4
<b>OPPONENTS</b>	438	257	3,130	58.7	7.15	15	3.4	11	2.5	51	39/258	81.7

RECEIVING	NO.	YDS.	AVG.	LONG	TD
Dawsey	55	818	14.9	65t	3
Carrier	47	698	14.9	35	2
Ron Hall	31	284	9.2	24	0
Drewrey	26	375	14.4	87t	2
G. Anderson	25	184	7.4	21	0
<b>BUCCANEERS</b>	250	2,955	11.8	87t	13
<b>OPPONENTS</b>	257	3,130	12.2	51	15

INTERCEPTIONS	NO.	YDS.	AVG.	LONG	TD
Covington	3	21	7.0	18	0
Fullington	2	13	6.5	10	0
Reynolds	2	7	3.5	7	0

Four tied with one

BUCCANEERS	NO.	YDS.	AVG.	LONG	TD
<b>BUCCANEERS</b>	11	62	5.7	18	0
<b>OPPONENTS</b>	29	349	12.0	32	1

TACKLES	SOLO	ASST.	TOTAL
Thomas	98	76	174
Solomon	91	37	128
Covington	64	20	84
M. Carter	41	21	62
Murphy	31	30	61

SACKS	NO.	YDS.	AVG.	NET	TB	IN20	LG	BK
Thomas	11.0			Anno				9
Manley	7.0			Hardy				7
Newton	5.5			Tiggle				7
McCants	5.0			Four tied with six				
Davis	3.5							
<b>BUCCANEERS</b>	39.0							
<b>OPPONENTS</b>	56.0							

PUNTING	NO.	YDS.	AVG.	NET	TB	IN20	LG	BK
Royals	84	3,389	40.3	32.3	6	22	56	0
<b>BUCCANEERS</b>	84	3,389	40.3	32.3	6	22	56	0
<b>OPPONENTS</b>	71	3,049	42.9	36.5	5	18	63	0

PUNT RETURNS	RET.	FC	YDS.	AVG.	LONG	TD
Drewrey	38	15	360	9.5	33	0
C. Carter	1	0	1	1.0	1	0
<b>BUCCANEERS</b>	39	15	361	9.3	33	0
<b>OPPONENTS</b>	49	11	559	11.4	70t	1

KICKOFF RETURNS	NO.	YDS.	AVG.	LONG	TD
G. Anderson	34	643	18.9	39	0
Drewrey	12	246	20.5	43	0
Hardy	8	119	14.9	26	0
Cobb	2	15	7.5	15	0
Wilson	2	19	9.5	11	0
<b>BUCCANEERS</b>	60	1,047	17.5	43	0
<b>OPPONENTS</b>	32	720	22.5	55	0

USUAL STARTING LINEUP			
OFFENSE:		DEFENSE:	
WR	88 Mark Cubber	LE	98 Ray Seals
LT	74 Paul Gruber	NT	96 Tim Newton
LG	73 Tom McHale	UT	79 Rueben Davis
C	61 Tony Mayberry	RE	52 Keith McCants
RG	62 Ian Beckles	OLB	59 Kevin Murphy
RT	72 Rob Taylor	ILB	55 Jesse Solomon
TE	82 Ron Hall	OLB	51 Broderick Thomas
WR	80 Lawrence Dawsey	LCB	29 Ricky Reynolds
QB	14 Vinny Testaverde	RCB	44 Carl Carter
FB	20 Robert Wilson	SS	25 Tony Covington
RB	34 Reggie Cobb	FS	23 Marty Carter

DATE	W/L	SCORE	OPPONENT	ATT.
9/6	W	23-7	Phoenix	41,315
9/13	W	31-3	GREEN BAY	50,051
9/20	L	20-26	at Minnesota	48,113
9/27	W	27-23	at Detroit	51,374
10/4	L	14-24	INDIANAPOLIS	56,585
10/18	L	14-31	at Chicago	61,412
10/25	L	7-38	DETROIT	53,995
11/1	L	21-23	at New Orleans	68,591
11/8	L	7-35	MINNESOTA	49,095
11/15	W	20-17	CHICAGO	69,102
11/22	L	14-29	at San Diego	43,197
11/29	L	14-19	at Green Bay (Milw.)	52,347
12/6	L	27-31	L.A. RAMS	38,387
12/13	L	7-35	ATLANTA	39,056
12/19	L	14-21	at San Francisco	60,519
12/27	W	7-3	at Phoenix	29,645

	BUCS	OPP
TOTAL FIRST DOWNS	281	296
Rushing	100	100
Passing	165	175
Penalty	16	21
3rd Down: Made/Att.	78/210	92/212
4th Down: Made/Att.	8/21	7/12
POSSESSION AVG.	29:15	30:45
TOTAL NET YARDS	4,771	5,185
Avg. Per Game	298.2	324.1
Total Plays	994	985
Avg. Per Play	4.8	5.3
NET YARDS RUSHING	1,706	1,675
Avg. Per Game	106.6	104.7
Total Rushes	438	441
NET YARDS PASSING	3,065	3,510
Avg. Per Game	191.6	219.4
Sacked /Yards Lost	45/334	36/230
Gross Yards	3,399	3,740
Att./Completions	511/299	508/293
Completion Pct.	58.5	57.0
Had Intercepted	20	20
PUNTS/AVERAGE	74/40.7	64/41.3
NET PUNTING AVG.		36.3
PENALTIES/YARDS	92/754	74/563
FUMBLES/FUMBLES LOST	19/9	19/12
TOUCHDOWNS	33	43
Rushing	12	15
Passing	17	25
Returns	4	3

BY QUARTERS	1	2	3	4	OT	TOT
BUCCANEERS	60	107	31	69	0	267
OPPONENTS	88	70	112	95	0	365

SCORING	TD	R	P	RT	PAT	FG	S	PTS
Cobb	9	9	0	0	0/0	0/0	0	54
Willis	0	0	0	0	20/20	8/14	0	44
Murray	0	0	0	0	13/13	4/8	0	25
Carrier	4	0	4	0	0/0	0/0	0	24
Hall	4	0	4	0	0/0	0/0	0	24
BUCCANEERS	33	12	17	4	33/33	12/22	0	267
OPPONENTS	43	15	25	3	43/43	20/30	2	365

FIELD GOALS	1/19	20/29	30/39	40/49	50+	LONG
Willis	0/0	3/3	1/4	4/7	0/0	45
Murray	0/0	0/0	2/4	2/4	0/0	47
BUCCANEERS	0/0	3/3	3/8	6/11	0/0	47
OPPONENTS	1/1	6/6	8/11	4/8	1/4	50

PASSING	ATT.	CMP.	YDS.	CMP%	YDS/ATT	TD	TD%	INT	INT%	LONG	SK/LOST	RTG
Testaverde	358	206	2,554	57.5	7.13	14	3.9	16	4.5	81t	35/259	74.2
DeBerg	125	76	710	60.8	5.68	3	2.4	4	3.2	28t	8/66	71.1
Erickson	26	15	121	57.7	4.65	0	0.0	0	0.0	24	2/9	69.6
BUCCANEERS	511	299	3,399	58.5	6.65	17	3.3	20	3.9	81t	45/334	73.3
OPPONENTS	508	293	3,740	57.7	7.36	25	4.9	20	3.9	83t	36/230	80.8

RUSHING	NO.	YDS.	AVG.	LONG	TD
Cobb	310	1,171	3.8	25	9
Testaverde	36	197	5.5	18	2
G. Anderson	55	194	3.5	18	1
McDowell	14	81	5.8	23	0
Jennings	5	25	5.0	10	0
BUCCANEERS	438	1,706	3.9	25	12
OPPONENTS	441	1,675	3.8	55t	15

RECEIVING	NO.	YDS.	AVG.	LONG	TD
Dawsey	60	776	12.9	41	1
Carrier	56	692	12.4	40	4
Hall	39	351	9.0	32	4
G. Anderson	34	284	8.4	34	0
McDowell	27	258	9.6	51t	2
BUCCANEERS	299	3,399	11.4	81t	17
OPPONENTS	293	3,740	12.8	83t	25

INTERCEPTIONS	NO.	YDS.	AVG.	LONG	TD
Fullington	3	25	8.3	16	0
Carter	3	1	0.3	1	0
Mack	3	0	0.0	0	0
Five tied with two					
BUCCANEERS	20	234	11.7	75	1
OPPONENTS	20	211	10.6	46	1

TACKLES	SOLO	ASST.	TOTAL
Carter	78	40	118
Williams	76	39	115
Thomas	62	51	113
Fullington	59	35	94
Dotson	57	14	71

SACKS	SPECIAL TEAM TACKLES				
Dotson	10.0	Brownlow			9
Fullington	5.0	King			9
McCants	5.0	Fullington			8
Seals	5.0	Burnette			7
Wheeler	5.0	Alexander			5
BUCCANEERS	36.0				
OPPONENTS	45.0				

PUNTING	NO.	YDS.	AVG.	NET	TB	IN20	LG	BK
Stryzinski	74	3,015	40.7	36.2	11	15	57	0
BUCCANEERS	74	3,015	40.7	36.2	11	15	57	0
OPPONENTS	64	2,645	41.3	36.3	8	16	60	0

PUNT RETURNS	RET.	FC	YDS.	AVG.	LONG	TD
Hawkins	13	8	53	4.1	17	0
Drewrey	7	6	62	8.9	17	0
G. Anderson	6	1	45	7.5	13	0
BUCCANEERS	26	15	160	6.2	17	0
OPPONENTS	22	26	117	5.3	16	0

KICKOFF RETURNS	NO.	YDS.	AVG.	LONG	TD
G. Anderson	29	564	19.4	39	0
Hawkins	9	118	13.1	18	0
G. Thomas	3	72	24.0	37	0
Brooks	3	49	16.3	24	0
BUCCANEERS	50	881	17.6	39	0
OPPONENTS	49	1,236	25.2	89t	1

USUAL STARTING LINEUP			OFFENSE:			DEFENSE:		
WR	88	Mark Carrier	LE	98	Ray Seals			
LT	74	Paul Gruber	NT	77	Mark Wheeler			
LG	66	Bruce Reimers	UT	71	Santana Dotson			
C	61	Tony Mayberry	RE	52	Keith McCants			
RG	62	Ian Beckles	OLB	54	Jimmy Williams			
RT	70	Charles McRae	ILB	55	Darrick Brownlow			
TE	82	Ron Hall	OLB	51	Broderick Thomas			
WR	80	Lawrence Dawsey	LCB	29	Ricky Reynolds			
QB	14	Vinny Testaverde	RCB	21	Milton Mack			
FB	37	Anthony McDowell	SS	23	Marty Carter			
RB	34	Reggie Cobb	FS	27	Darrell Fullington			

DATE	W/L	SCORE	OPPONENT	ATT.
9/5	L	3-27	KANSAS CITY	63,378
9/12	L	7-23	at N.Y. Giants	75,891
9/26	L	17-47	at Chicago	58,329
10/3	W	27-10	DETROIT	40,794
10/10	L	0-15	at Minnesota	53,562
10/24	L	14-37	GREEN BAY	47,354
10/31	W	31-24	at Atlanta	50,647
11/7	L	0-23	at Detroit	65,295
11/14	L	21-45	SAN FRANCISCO	43,835
11/21	W	23-10	MINNESOTA	40,848
11/28	L	10-13	at Green Bay	56,995
12/5	L	17-23	WASHINGTON	49,035
12/12	W	13-10	CHICAGO	56,667
12/19	L	20-27	at L.A. Raiders	40,532
12/26	W	17-10	at Denver	73,434
1/2	L	17-32	SAN DIEGO	35,587

	BUCS	OPP
TOTAL FIRST DOWNS	241	280
Rushing	80	109
Passing	141	152
Penalty	20	19
3rd Down: Made/Att.	74/213	85/224
4th Down: Made/Att.	3/12	5/16
POSSESSION AVG.	28:38	31:22
TOTAL NET YARDS	4,311	5,246
Avg. Per Game	269.4	327.9
Total Plays	949	1,011
Avg. Per Play	4.5	5.2
NET YARDS RUSHING	1,290	1,994
Avg. Per Game	80.6	124.6
Total Rushes	402	479
NET YARDS PASSING	3,021	3,252
Avg. Per Game	188.8	203.3
Sacked/Yards Lost	39/274	29/132
Gross Yards	3,295	3,384
Att./Completions	508/262	503/300
Completion Pct.	51.6	59.6
Had Intercepted	25	9
PUNTS/AVERAGE	94/40.1	76/43.3
NET PUNTING AVG.	35.3	36.3
PENALTIES/YARDS	89/765	126/913
FUMBLES/FUMBLES LOST	28/11	27/13
TOUCHDOWNS	27	40
Rushing	6	15
Passing	19	22
Returns	2	3

BY QUARTERS	1	2	3	4	OT	TOT
BUCCANEERS	19	74	89	55	0	237
OPPONENTS	72	133	75	96	0	376

SCORING	TD	R	P	RT	PAT	FG	S	PTS
Husted	0	0	0	0	27/27	16/22	0	75
Hawkins	5	0	5	0	0/0	0/0	0	30
Cobb	4	3	1	0	0/0	0/0	0	24
Copeland	4	0	4	0	0/0	0/0	0	24
Workman	4	2	2	0	0/0	0/0	0	24
BUCCANEERS	27	6	19	2	27/27	16/22	0	237
OPPONENTS	40	15	22	3	38/40	32/35	1	376

FIELD GOALS	1/19	20/29	30/39	40/49	50+	LONG
Husted	0/0	5/5	5/6	3/6	3/5	57
BUCCANEERS	0/0	5/5	5/6	3/6	3/5	57
OPPONENTS	0/0	9/9	10/10	9/10	4/6	55

PASSING	ATT.	CMP.	YDS.	CMP%	YDS/ATT	TD	TD%	INT	INT%	LONG	SK/LOST	RTG
Erickson	457	233	3,054	51.0	6.68	18	3.9	21	4.6	67t	35/236	66.4
DeBerg	39	23	186	59.0	4.77	1	2.6	3	7.7	24	3/27	47.6
Weldon	11	6	55	54.5	5.00	0	0.0	1	9.1	20	1/11	30.5
BUCCANEERS	508	262	3,295	51.6	6.49	19	3.7	25	4.9	67t	39/274	64.1
OPPONENTS	503	300	3,384	59.6	6.73	22	4.4	9	1.8	53t	29/132	86.9

RUSHING	NO.	YDS.	AVG.	LONG	TD
Cobb	221	658	3.0	16	3
Workman	78	284	3.6	21	2
Royster	33	115	3.5	19	1
Erickson	26	96	3.7	15	0
G. Anderson	28	56	2.0	13	0
BUCCANEERS	402	1,290	3.2	22	6
OPPONENTS	479	1,994	4.2	78t	15

RECEIVING	NO.	YDS.	AVG.	LONG	TD
Hawkins	62	933	15.0	67	5
Workman	54	411	7.6	42t	2
Copeland	30	633	21.1	67t	4
Hall	23	268	11.7	37t	1
C. Wilson	15	225	15.0	24	0
BUCCANEERS	262	3,295	12.6	67t	19
OPPONENTS	300	3,384	11.3	53t	22

INTERCEPTIONS	NO.	YDS.	AVG.	LONG	TD
King	3	29	9.7	28	0
Six tied with one					
BUCCANEERS	9	71	7.9	28	2
OPPONENTS	25	280	11.2	59t	1

TACKLES	SOLO	ASST.	TOTAL
Nickerson	124	90	214
Carter	94	36	130
Mayhew	48	28	76
Thomas	43	32	75
Dotson	41	22	63

SACKS	SPECIAL TEAM TACKLES		
Seals	8.5	Brownlow	11
Curry	5.0	Jones	10
Dotson	5.0	Buckley	7
Price	3.0	Bussey	6
Wheeler	2.0	Gray	6
Lee	2.0	Lynch	6

BUCCANEERS	20.0
OPPONENTS	34.0

PUNTING	NO.	YDS.	AVG.	NET	TB	IN20	LG	BK
Stryzinski	93	3,772	40.6	35.3	3	24	57	1
BUCCANEERS	94	3,772	40.1	35.3	3	24	57	1
OPPONENTS	76	3,290	43.3	36.3	11	20	64	0

PUNT RETURNS	RET.	FC	YDS.	AVG.	LONG	TD
G. Anderson	17	1	113	6.6	15	0
Hawkins	15	8	166	11.1	35	0
Claiborne	6	6	32	5.3	13	0
BUCCANEERS	38	15	311	8.2	35	0
OPPONENTS	53	23	394	7.4	54	0

KICKOFF RETURNS	NO.	YDS.	AVG.	LONG	TD
C. Wilson	23	454	19.7	42	0
G. Anderson	12	181	15.1	24	0
Royster	8	102	12.8	26	0
Turner	6	61	10.2	19	0
Workman	5	67	13.4	19	0
BUCCANEERS	58	922	15.9	42	0
OPPONENTS	28	499	17.8	46	0

USUAL STARTING LINEUP					
OFFENSE:			DEFENSE:		
WR	85	Courtney Hawkins	LE	98	Ray Seals
LT	74	Paul Gruber	NT	77	Mark Wheeler
LG	66	Bruce Reimers	UT	71	Santana Dotson
C	61	Tony Mayberry	RE	75	Eric Curry
RG	62	Ian Beckles	OLB	54	Jimmy Williams
RT	76	Scott Dill	ILB	56	Hardy Nickerson
TE	82	Ron Hall	DB	27	Barney Bussey
WR	88	Horace Copeland	LCB	35	Martin Mayhew
QB	7	Craig Erickson	RCB	29	Ricky Reynolds
FB	46	Vince Workman	SS	23	Marty Carter
RB	34	Reggie Cobb	FS	41	Joe King



## 1994

DATE	W/L	SCORE	OPPONENT	ATT.
9/4	L	9-21	at Chicago	61,844
9/11	W	24-10	INDIANAPOLIS	36,631
9/18	L	7-9	NEW ORLEANS	45,522
9/25	L	3-30	at Green Bay	58,551
10/2	W	24-14	DETROIT	38,012
10/9	L	13-34	at Atlanta	52,633
10/23	L	16-41	at San Francisco	62,741
10/30	L	13-36	MINNESOTA	42,110
11/6	L	6-20	CHICAGO	60,821
11/13	L	9-14	at Detroit	50,814
11/20	L	21-22	at Seattle	37,466
11/27	W	20-17 (ot)	at Minnesota	47,259
12/4	W	26-21	WASHINGTON	45,121
12/11	W	24-14	L.A. RAMS	34,150
12/18	W	17-14	at Washington	47,315
12/24	L	19-34	GREEN BAY	65,076

	BUCS	OPP
TOTAL FIRST DOWNS	276	298
Rushing	104	100
Passing	149	179
Penalty	23	19
3rd Down: Made/Att.	73/199	94/214
4th Down: Made/Att.	6/15	4/12
POSSESSION AVG.	29:55	30:05
TOTAL NET YARDS	4,754	5,336
Avg. Per Game	297.1	333.5
Total Plays	951	986
Avg. Per Play	5.0	5.4
NET YARDS RUSHING	1,489	1,964
Avg. Per Game	93.1	122.8
Total Rushes	430	468
NET YARDS PASSING	3,265	3,372
Avg. Per Game	204.1	210.8
Sacked /Yards Lost	30/171	20/114
Gross Yards	3,436	3,486
Att./Completions	491/271	498/303
Completion Pct.	55.2	60.8
Had Intercepted	16	9
PUNTS/AVERAGE	74/38.6	68/42.7
NET PUNTING AVG.	35.5	34.6
PENALTIES/YARDS	93/805	94/690
FUMBLES/FUMBLES LOST	18/7	21/12
TOUCHDOWNS	26	40
Rushing	8	13
Passing	17	25
Returns	1	2

BY QUARTERS	1	2	3	4	OT	TOT
BUCCANEERS	30	94	35	89	3	251
OPPONENTS	75	142	74	60	0	351

SCORING	TD	R	P	RT	PAT	FG	S	PTS
Husted	0	0	0	0	20/20	23/35	0	89
Rhett	7	7	0	0	0/0	0/0	0	44
C. Wilson	6	0	6	0	0/0	0/0	0	36
Hawkins	5	0	5	0	0/0	0/0	0	30
J. Harris	3	0	3	0	0/0	0/0	0	20
BUCCANEERS	26	8	17	1	20/20	23/35	0	251
OPPONENTS	40	13	25	2	38/38	23/26	0	351

FIELD GOALS	1/19	20/29	30/39	40/49	50+	LONG
Husted	0/0	8/8	10/12	4/10	1/5	53
BUCCANEERS	0/0	8/8	10/12	4/10	1/5	53
OPPONENTS	2/2	10/11	7/7	3/5	1/1	51

RUSHING	NO.	YDS.	AVG.	LONG	TD
Rhett	284	1,011	3.6	27	7
Workman	79	291	3.7	18	0
Erickson	26	68	2.6	17	1
McDowell	21	58	2.8	8	0
Differ	2	27	13.5	15	0
BUCCANEERS	430	1,489	3.5	27	8
OPPONENTS	468	1,964	4.2	85	13

PASSING	ATT.	CMP.	YDS.	CMP%	YDS/ATT	TD	TD%	INT	INT%	LONG	SK/LOST	RTG
Erickson	399	225	2,919	56.4	7.32	16	4.0	10	2.5	71t	12/129	82.5
Differ	82	38	433	46.3	5.28	1	1.2	6	7.3	42	8/42	36.3
Weldon	9	7	63	77.8	7.00	0	0.0	0	0.0	27	0/0	95.8
Stryzinski	1	1	21	100.0	21.00	0	0.0	0	0.0	21	0/0	118.8
BUCCANEERS	491	271	3,436	55.2	7.00	17	3.5	16	3.3	71t	30/171	75.2
OPPONENTS	498	303	3,486	60.8	7.00	25	5.0	9	1.8	81t	20/114	91.2

## RECORD: 6-10 HEAD COACH: SAM WYCHE

RECEIVING	NO.	YDS.	AVG.	LONG	TD
Dawsey	46	673	14.6	46	1
Hawkins	37	438	11.8	32	5
C. Wilson	31	652	21.0	71t	6
McDowell	29	193	6.7	19	1
J. Harris	26	337	13.0	48t	3
BUCCANEERS	271	3,436	12.7	71t	17
OPPONENTS	303	3,486	11.5	81t	25

INTERCEPTIONS	NO.	YDS.	AVG.	LONG	TD
Nickerson	2	9	4.5	10	0
Mayhew	2	4	2.0	4	0

Five tied with one

BUCCANEERS	9	77	8.6	38	0
OPPONENTS	16	323	20.2	92t	2

TACKLES	SOLO	ASST.	TOTAL
Nickerson	86	36	122
Carter	74	19	93
Bussey	53	19	72
Mayhew	58	11	69
Everett	53	12	65

SACKS	SPECIAL TEAM TACKLES			
Culpepper	4.0	Buckley	9	
Curry	3.0	Lynch	8	
Dotson	3.0	J. Brady	7	
Wheeler	3.0	Bussey	7	
K. Wilson	2.5	Marts	7	
BUCCANEERS	20.0			
OPPONENTS	30.0			

PUNTING	NO.	YDS.	AVG.	NET	TB	IN20	LG	BK
Stryzinski	72	2,800	38.9	35.9	6	20	53	0
Husted	2	53	26.5	22.0	0	2	32	0
BUCCANEERS	74	2,853	38.6	35.6	6	22	53	0
OPPONENTS	68	2,902	42.7	34.6	15	18	65	1

PUNT RETURNS	RET.	FC	YDS.	AVG.	LONG	TD
Turner	21	4	218	10.4	80t	1
Hawkins	5	2	28	5.6	9	0
Everett	2	2	2	1.0	1	0

BUCCANEERS	28	8	248	8.9	80t	1
OPPONENTS	19	42	103	5.4	40	0

KICKOFF RETURNS	NO.	YDS.	AVG.	LONG	TD
Turner	43	886	20.6	77	0
C. Wilson	10	251	25.1	41	0
Buckley	8	177	22.1	35	0
R. Green	2	33	16.5	18	0
Culpepper	2	30	15.0	18	0
Moore	2	27	13.5	16	0
BUCCANEERS	70	1,422	20.3	77	0
OPPONENTS	44	941	21.4	57	0

## USUAL STARTING LINEUP

OFFENSE:			DEFENSE:		
WR	85	Courtney Hawkins	LE	72	Chidi Ahanotu
LT	74	Paul Gruber	NT	73	Brad Culpepper
LG	70	Charles McRae	UT	71	Santana Dotson
C	61	Tony Mayberry	RE	75	Eric Curry
RG	62	Ian Beckles	OLB	55	Lonnie Marts
RT	76	Scott Dill	ILB	56	Hardy Nickerson
TE	81	Jackie Harris	OLB	27	Barney Bussey
	86	Tyji Armstrong	LCB	35	Martin Mayhew
WR	84	Charles Wilson	RCB	39	Charles Dimry
QB	7	Craig Erickson	SS	23	Marty Carter
FB	33	Anthony McDowell	FS	22	Thomas Everett
RB	32	Erict Rhett			
	46	Vince Workman			

DATE	W/L	SCORE	OPPONENT	ATT.
9/3	W	21-6	at Philadelphia	66,266
9/10	L	6-22	at Cleveland	61,083
9/17	L	6-25	CHICAGO	71,507
9/24	W	14-6	WASHINGTON	49,234
10/1	W	20-13	at Carolina	50,076
10/8	W	19-16	CINCINNATI	41,732
10/15	W	20-17 (ot)	MINNESOTA	55,703
10/22	L	21-24	ATLANTA	66,135
10/29	L	7-19	at Houston	31,489
11/12	L	24-27	at Detroit	60,644
11/19	W	17-16	JACKSONVILLE	71,629
11/26	L	13-35	at Green Bay	59,218
12/3	L	17-31	at Minnesota	52,879
12/10	W	13-10 (ot)	GREEN BAY	67,557
12/17	L	10-31	at Chicago	49,475
12/23	L	10-37	DETROIT	50,049

	BUCS	OPP
TOTAL FIRST DOWNS	283	336
Rushing	101	104
Passing	159	202
Penalty	23	30
3rd Down: Made/Att.	68/195	93/211
4th Down: Made/Att.	7/13	4/7
POSSESSION AVG.	28:35	31:25
TOTAL NET YARDS	4,542	5,712
Avg. Per Game	283.9	357.0
Total Plays	961	1031
Avg. Per Play	4.7	5.5
NET YARDS RUSHING	1,587	1,754
Avg. Per Game	99.2	109.6
Total Rushes	398	449
NET YARDS PASSING	2,955	3,958
Avg. Per Game	184.7	247.4
Sacked /Yards Lost	56/386	25/140
Gross Yards	3,341	4,098
Att./Completions	507/267	557/346
Completion Pct.	52.7	62.1
Had Intercepted	20	14
PUNTS/AVERAGE	78/42.3	59/40.0
NET PUNTING YARDS	36.2	32.3
PENALTIES/YARDS	113/882	87/698
FUMBLES/FUMBLES LOST	25/14	26/16
TOUCHDOWNS	26	35
Rushing	19	14
Passing	5	19
Returns	2	2

BY QUARTERS	1	2	3	4	OT	TOT
BUCCANEERS	48	77	36	71	6	238
OPPONENTS	73	106	69	87	0	335

SCORING	TD	R	P	RT	PAT	2-PT.	FG	S	PTS
Husted	0	0	0	0	25/25	0	19/26	0	82
Rhett	11	11	0	0	0/0	0	0/0	0	66
Ellison	5	5	0	0	0/0	0	0/0	0	30
Differ	2	2	0	0	0/0	0	0/0	0	12
Copeland	2	0	2	0	0/0	0	0/0	0	12
Harper	2	0	2	0	0/0	0	0/0	0	12

BUCCANEERS	26	19	5	2	25/25	0/1	19/26	0	238
OPPONENTS	35	14	19	2	30/31	1/4	31/40	0	335

FIELD GOALS	1/19	20/29	30/39	40/49	50+	LONG
Husted	1/1	5/6	5/7	5/9	3/3	53
BUCCANEERS	1/1	5/6	5/7	5/9	3/3	53
OPPONENTS	2/2	12/13	7/8	8/12	2/5	51

PASSING	ATT.	CMP.	YDS.	CMP%	YDS/ATT	TD	TD%	INT	INT%	LONG	SK/LOST	RTG
Differ	415	224	2,774	54.0	6.68	4	1.0	18	4.3	64t	47/331	60.1
Weldon	91	42	519	46.2	5.70	1	1.1	2	2.2	40	9/55	58.8
Roby	1	1	48	100.0	48.00	0	0.0	0	0.0	48	0/0	118.8
BUCCANEERS	507	267	3,341	52.7	6.59	5	1.0	20	3.9	64t	56/386	60.3
OPPONENTS	557	346	4,098	62.1	7.36	19	3.4	14	2.5	91t	25/140	85.4

RUSHING	NO.	YDS.	AVG.	LONG	TD
Rhett	332	1,207	3.6	21	11
Ellison	26	218	8.4	75	5
Differ	23	115	5.0	21t	2
Edmonds	5	28	5.6	9	0
Hawkins	4	5	1.3	11	0
BUCCANEERS	398	1,587	4.0	75	19
OPPONENTS	449	1,754	3.9	66t	14

RECEIVING	NO.	YDS.	AVG.	LONG	TD
Harris	62	751	12.1	33	1
Harper	46	633	13.8	49	2
Hawkins	41	493	12.0	47	0
Copeland	35	605	17.3	64t	2
Dawsey	30	372	12.4	26	0
BUCCANEERS	267	3,341	12.5	64t	5
OPPONENTS	346	4,098	11.8	91t	19

INTERCEPTIONS	NO.	YDS.	AVG.	LONG	TD
Mayhew	5	81	16.2	40	0
Lynch	3	3	1.0	3	0
Six tied with one					
BUCCANEERS	14	137	9.8	40	1
OPPONENTS	20	204	10.2	32	0

TACKLES	SOLO	ASST.	TOTAL
Nickerson	89	54	143
Brooks	60	19	79
Dimry	63	14	77
Mayhew	58	17	75
Marts	48	21	69

SACKS	SPECIAL TEAM TACKLES			
Dotson	5.0	DuBose		12
Culpepper	4.0	Gant		11
Ahanotu	3.0	Rouse		9
Sapp	3.0	Johnson		8
Curry	2.0	Buckley		8
McIntosh	2.0			
BUCCANEERS	25.0			
OPPONENTS	56.0			

PUNTING	NO.	YDS.	AVG.	NET	TB	IN20	LG	BK
Roby	77	3,296	42.8	36.2	7	23	61	1
BUCCANEERS	78	3,296	42.3	36.2	7	23	61	1
OPPONENTS	59	2,358	40.0	32.3	8	12	61	2

PUNT RETURNS	RET.	FC	YDS.	AVG.	LONG	TD
Edmonds	29	10	293	10.1	45	0
BUCCANEERS	29	10	293	10.1	45	0
OPPONENTS	41	11	335	8.2	38	0

KICKOFF RETURNS	NO.	YDS.	AVG.	LONG	TD
Edmonds	58	1,147	19.8	44	0
Ellison	15	261	17.4	33	0
Buckley	2	29	14.5	18	0
Armstrong	1	6	6.0	6	0
BUCCANEERS	76	1,443	19.0	44	0
OPPONENTS	46	856	18.6	37	0

USUAL STARTING LINEUP				DEFENSE:			
WR	82	Alvin Harper	LE	72	Chidi Ahanotu		
LT	74	Paul Gruber	NT	77	Mark Wheeler		
LG	60	Jim Pyne	UT	71	Santana Dotson		
C	61	Tony Mayberry		99	Warren Sapp		
RG	62	Ian Beckles	RE	75	Eric Curry		
RT	76	Scott Dill	LLB	51	Lonnie Marts		
TE	81	Jackie Harris	ILB	56	Hardy Nickerson		
WR	80	Lawrence Dawsey	RLB	55	Derrick Brooks		
QB	12	Trent Differ	LCB	35	Martin Mayhew		
FB	83	Dave Moore	RCB	39	Charles Dimry		
RB	32	Errict Rhett	SS	47	John Lynch		
			FS	27	Barney Bussey		
				22	Thomas Everett		

DATE	W/L	SCORE	OPPONENT	ATT.
9/1	L	3-34	GREEN BAY	54,102
9/8	L	6-21	at Detroit	54,229
9/15	L	23-27	at Denver	71,535
9/22	L	13-17	SEATTLE	30,212
9/29	L	0-27	DETROIT	34,961
10/13	W	24-13	MINNESOTA	32,175
10/20	L	9-13	at Arizona	27,738
10/27	L	7-13	at Green Bay	60,627
11/3	L	10-13	at Chicago	58,727
11/10	W	20-17 (ot)	OAKLAND	45,392
11/17	W	25-17	at San Diego	57,526
11/24	W	13-7	NEW ORLEANS	40,203
12/1	L	0-24	at Carolina	57,623
12/8	W	24-10	WASHINGTON	44,733
12/15	L	10-21	at Minnesota	49,302
12/22	W	34-19	CHICAGO	51,572

	BUCS	OPP
TOTAL FIRST DOWNS	260	296
Rushing	90	114
Passing	152	156
Penalty	18	26
3rd Down: Made/Att.	89/225	87/214
4th Down: Made/Att.	9/24	10/13
POSSESSION AVG.	30:58	29:02
TOTAL NET YARDS	4,316	4,814
Avg. Per Game	269.8	300.9
Total Plays	996	976
Avg. Per Play	4.3	4.9
NET YARDS RUSHING	1,589	1,889
Avg. Per Game	99.3	118.1
Total Rushes	472	438
NET YARDS PASSING	2,727	2,925
Avg. Per Game	170.4	182.8
Sacked /Yards Lost	30/217	35/207
Gross Yards	2,944	3,132
Att./Completions	494/274	503/311
Completion Pct.	55.5	61.8
Had Intercepted	20	17
PUNTS/AVERAGE	71/42.5	74/43.4
NET PUNTING AVG.	37.8	33.1
PENALTIES/YARDS	95/787	101/810
FUMBLES/FUMBLES LOST	28/14	31/12
TOUCHDOWNS	21	34
Rushing	8	13
Passing	12	17
Returns	1	4

BY QUARTERS	1	2	3	4	OT	TOT
BUCCANEERS	46	76	38	58	3	221
OPPONENTS	64	91	71	67	0	293

SCORING	TD	R	P	RT	PAT	2-PT.	FG	S	PTS
Husted	0	0	0	0	18/19	0	25/32	0	93
Alstott	6	3	3	0	0/0	0	0/0	0	36
Rhett	4	3	1	0	0/0	0	0/0	0	24
Moore	3	0	3	0	0/0	0	0/0	0	18
R. Brooks	2	2	0	0	0/0	0	0/0	0	12
Thomas	2	0	2	0	0/0	0	0/0	0	12
BUCCANEERS	21	8	12	1	18/19	1/2	25/32	0	221
OPPONENTS	34	13	17	4	32/32	0/2	19/27	0	293

FIELD GOALS	1/19	20/29	30/39	40/49	50+	LONG
Husted	2/2	7/8	8/11	7/8	1/3	50
BUCCANEERS	2/2	7/8	8/11	7/8	1/3	50
OPPONENTS	0/0	9/10	4/5	6/11	0/1	48

RUSHING	NO.	YDS.	AVG.	LONG	TD
Rhett	176	539	3.1	35	3
Alstott	96	377	3.9	39	3
R. Brooks	112	368	3.3	56	2
Differ	32	124	3.9	19	0
Ellison	35	106	3.0	13	0
BUCCANEERS	472	1,589	3.4	56	8
OPPONENTS	438	1,889	4.3	57	13

PASSING	ATT.	CMP.	YDS.	CMP%	YDS/ATT	TD	TD%	INT	INT%	LONG	SK/LOST	RTG
Differ	482	267	2,859	55.4	5.93	12	2.5	19	3.9	45	28/207	64.8
Weldon	9	5	76	55.6	8.44	0	0.0	1	11.1	42	2/10	44.0
Milanoovich	3	2	9	66.7	3.00	0	0.0	0	0.0	8	0/0	70.1
BUCCANEERS	494	274	2,944	55.5	5.96	12	2.5	20	4.0	45	30/217	64.4
OPPONENTS	503	311	3,132	61.8	6.23	17	3.4	17	3.4	63t	35/207	76.7

RECEIVING	NO.	YDS.	AVG.	LONG	TD
Alstott	65	557	8.6	29	3
Hawkins	46	544	11.8	45	1
Thomas	33	427	12.9	31t	2
Harris	30	349	11.6	36	1
Moore	27	237	8.8	23	3
BUCCANEERS	274	2,944	10.7	45	12
OPPONENTS	311	3,132	10.1	63t	17

INTERCEPTIONS	NO.	YDS.	AVG.	LONG	TD
Abraham	5	27	5.4	21	0
Lynch	3	26	8.7	25	0
Johnson	2	24	12.0	24	0
Nickerson	2	24	12.0	17	0
Dimry	2	1	0.5	1	0
BUCCANEERS	17	139	8.2	26	0
OPPONENTS	20	326	16.3	98t	3

TACKLES	SOLD	ASST.	TOTAL
D. Brooks	92	41	133
Nickerson	76	44	120
Lynch	74	29	103
Johnson	61	19	80
Mayhew	61	16	77

SACKS	SPECIAL TEAM TACKLES			
Sapp	9.0	Legette		19
Marts	7.0	Bouie		15
Ahanotu	5.5	Gant		11
Upshaw	4.0	Gooch		8
Nickerson	3.0	L. Jones		8
BUCCANEERS	35.0			
OPPONENTS	30.0			

PUNTING	NO.	YDS.	AVG.	NET	TB	IN20	LG	BK
Barnhardt	70	3,015	43.1	37.8	4	24	62	1
BUCCANEERS	70	3,015	42.5	37.8	4	24	62	1
OPPONENTS	74	3,210	43.4	33.1	14	14	63	0

PUNT RETURNS	RET.	FC	YDS.	AVG.	LONG	TD
Williams	13	2	274	21.1	88	1
Silvan	14	5	113	8.1	17	0
Marshall	13	1	95	7.3	29	0
Hawkins	1	1	-1	-1.0	-1	0
BUCCANEERS	41	9	481	11.7	88	1
OPPONENTS	38	22	248	6.5	22	0

KICKOFF RETURNS	NO.	YDS.	AVG.	LONG	TD
Silvan	28	626	22.4	54	0
Williams	14	383	27.4	63	0
Marshall	12	264	22.0	37	0
Alstott	1	14	14.0	14	0
Ellison	0	0	0.0	0	0
BUCCANEERS	55	1,287	23.4	63	0
OPPONENTS	51	972	19.1	35	0

USUAL STARTING LINEUP	DEFENSE:				
WR	84	Robb Thomas	LE	72	Chidi Ahanotu
LT	74	Paul Gruber	NT	77	Brad Culpepper
LG	60	Jim Pyme	UT	99	Warren Sapp
C	61	Tony Mayberry	RE	91	Regan Upshaw
RG	62	Ian Beckles	LLB	55	Lonnie Marts
RT	79	Doug Riesenberg	ILB	56	Hardy Nickerson
TE	81	Jackie Harris	RLB	55	Derrick Brooks
WR	85	Courtney Hawkins	LCB	35	Martin Mayhew
QB	12	Trent Difer	RCB	21	Donnie Abraham
FB	40	Mike Alstott	SS	47	John Lynch
RB	32	Errict Rhett	FS	25	Melvin Johnson

DATE	W/L	SCORE	OPPONENT	ATT.
8/31	W	13-6	SAN FRANCISCO	62,554
9/7	W	24-17	at Detroit	58,234
9/14	W	28-14	at Minnesota	63,697
9/21	W	31-21	MIAMI	73,314
9/28	W	19-18	ARIZONA	53,804
10/5	L	16-21	at Green Bay	60,100
10/12	L	9-27	DETROIT	72,095
10/26	L	6-10	MINNESOTA	66,815
11/2	W	31-28	at Indianapolis	58,512
11/9	W	31-10	at Atlanta	46,018
11/16	W	27-7	NEW ENGLAND	70,479
11/23	L	7-13	at Chicago	43,955
11/30	W	20-8	at New York Giants	68,678
12/7	L	6-17	GREEN BAY	73,523
12/14	L	0-31	at New York Jets	60,122
12/21	W	31-15	CHICAGO	70,930

PLAYOFFS				
12/28	W	20-10	DETROIT	(73,361)
1/4	L	7-21	at Green Bay	(60,327)

	BUCS	OPP
TOTAL FIRST DOWNS	249	265
Rushing	88	96
Passing	134	155
Penalty	27	14
3rd Down: Made/Att.	79/204	75/220
4th Down: Made/Att.	5/14	11/17
POSSESSION AVG.	29:22	30:38
TOTAL NET YARDS	4,376	4,628
Avg. Per Game	273.5	289.3
Total Plays	915	981
Avg. Per Play	4.8	4.7
NET YARDS RUSHING	1,934	1,617
Avg. Per Game	120.9	101.1
Total Rushes	479	420
NET YARDS PASSING	2,442	3,011
Avg. Per Game	152.6	188.2
Sacked /Yards Lost	32/196	44/331
Gross Yards	2,638	3,342
Att./Completions	404/224	518/325
Completion Pct.	55.4	62.7
Had Intercepted	12	13
PUNTS/AVERAGE	84/42.6	88/41.6
NET PUNTING AVG.	35.4	31.7
PENALTIES/YARDS	77/660	93/814
FUMBLES/FUMBLES LOST	31/11	21/12
TOUCHDOWNS	38	29
Rushing	15	10
Passing	21	13
Returns	2	6

BY QUARTERS	1	2	3	4	OT	TOT
BUCCANEERS	73	78	65	83	0	299
OPPONENTS	36	85	76	66	0	263

SCORING	TD	R	P	RT	PAT	2-PT.	FG	S	PTS
Husted	0	0	0	0	32/35	0	13/17	0	71
Alstott	10	7	3	0	0/0	0	0/0	0	60
Dunn	7	4	3	0	0/0	0	0/0	0	42
Williams	5	0	4	1	0/0	0	0/0	0	30
Anthony	4	0	4	0	0/0	0	0/0	0	24
Moore	4	0	4	0	0/0	0	0/0	0	24
BUCCANEERS	38	15	21	2	32/35	0/3	13/17	0	299
OPPONENTS	29	10	13	6	25/25	4/4	18/29	1	263

FIELD GOALS	1/19	20/29	30/39	40/49	50+	LONG
Husted	0/0	5/5	2/3	5/6	1/3	54
BUCCANEERS	0/0	5/5	2/3	5/6	1/3	54
OPPONENTS	0/0	5/5	9/13	4/10	0/1	48

PASSING	ATT.	CMP.	YDS.	CMP%	YDS/ATT	TD	TD%	INT	INT%	LONG	SK/LOST	RTG
Differ	386	217	2,555	56.2	6.62	21	5.4	11	2.8	59t	32/196	82.8
Walsh	17	6	58	35.3	3.41	0	0.0	1	5.9	38	0/0	21.2
Barnhardt	1	1	25	100.0	25.00	0	0.0	0	0.0	25	0/0	118.8
BUCCANEERS	404	224	2,638	55.4	6.53	21	5.2	12	3.0	59t	32/196	80.4
OPPONENTS	518	325	3,342	62.7	6.45	13	2.5	13	2.5	79	44/331	79.2

RUSHING	NO.	YDS.	AVG.	LONG	TD
Dunn	224	978	4.4	76	4
Alstott	176	665	3.8	47t	7
Differ	33	99	3.0	17	1
Rhett	31	96	3.1	21	3
Anthony	5	84	16.8	26	0
BUCCANEERS	479	1,934	4.0	76	15
OPPONENTS	420	1,617	3.9	82t	10

RECEIVING	NO.	YDS.	AVG.	LONG	TD
Dunn	39	462	11.8	59t	3
Anthony	35	448	12.8	38t	4
Williams	33	486	14.7	55	4
Copeland	33	431	13.1	49	1
Alstott	23	178	7.7	26	3
BUCCANEERS	224	2,638	11.8	59t	21
OPPONENTS	245	3,342	10.3	79	13

INTERCEPTIONS	NO.	YDS.	AVG.	LONG	TD
Abraham	5	16	3.2	16	0
Lynch	2	28	14.0	28	0
Brooks	2	13	6.5	13	0

BUCCANEERS	NO.	YDS.	AVG.	LONG	TD
OPPONENTS	12	370	30.8	77t	4

TACKLES	SOLO	ASST.	TOTAL
Nickerson	108	86	194
Brooks	118	64	182
Lynch	75	79	154
Culpepper	42	38	80
Parker	46	29	75

SACKS	QUARLES	TOTAL
Sapp	10.5	16
Ahanotu	10.0	14
Culpepper	8.5	11
Upshaw	7.5	10
Jackson	2.5	9

BUCCANEERS	NO.	YDS.	AVG.	NET	TB	IN20	LG	BK
OPPONENTS	44.0	32.0						

PUNTING	NO.	YDS.	AVG.	NET	TB	IN20	LG	BK
Landeta	54	2,274	42.1	34.1	6	15	74	1
Barnhardt	29	1,304	45.0	39.1	3	12	61	0

BUCCANEERS	NO.	YDS.	AVG.	NET	TB	IN20	LG	BK
OPPONENTS	88	3,661	41.6	31.7	8	20	65	2

PUNT RETURNS	RET.	FC	YDS.	AVG.	LONG	TD
Williams	46	12	597	13.0	63	1
Dunn	5	0	48	9.6	25	0

BUCCANEERS	RET.	FC	YDS.	AVG.	LONG	TD
OPPONENTS	51	12	645	12.6	63	1

KICKOFF RETURNS	NO.	YDS.	AVG.	LONG	TD
Anthony	25	592	23.7	51	0
Williams	15	277	18.5	28	0
Dunn	6	129	21.5	30	0
Ellison	2	61	30.5	49	0
Rhett	1	16	16.0	16	0
Alstott	1	0	0.0	0	0
White	1	0	0.0	0	0
BUCCANEERS	51	1,075	21.1	51	0
OPPONENTS	44	957	21.8	101t	1

USUAL STARTING LINEUP	OFFENSE:	DEFENSE:	
WR	85 Reidel Anthony	LE	72 Chidi Ahanotu
LT	74 Paul Gruber	NT	77 Brad Culpepper
LG	60 Jim Pyme	UT	99 Warren Sapp
C	61 Tony Mayberry	RE	91 Regan Upshaw
RG	64 Jorge Diaz	SLB	59 Rufus Porter
RT	70 Jason Odom	ILB	56 Hardy Nickerson
TE	81 Jackie Harris	WLB	55 Derrick Brooks
WR	88 Horace Copeland	LCB	21 Donnie Abraham
QB	12 Trent Duffer	RCB	27 Anthony Parker
FB	40 Mike Alstott	SS	47 John Lynch
RB	28 Warrick Dunn	FS	22 Charles Mincy

DATE	W/L	SCORE	OPPONENT	ATT.
9/6	L	7-31	at Minnesota	62,538
9/13	L	15-23	at Green Bay	60,124
9/20	W	27-15	CHICAGO	64,328
9/28	L	6-27	at Detroit	74,724
10/4	W	20-3	N.Y. GIANTS	64,989
10/18	W	16-13	CAROLINA	63,600
10/25	L	3-9	at New Orleans	52,695
11/1	W	27-24	MINNESOTA	64,979
11/8	L	22-31	TENNESSEE	65,054
11/15	L	24-29	at Jacksonville	72,974
11/22	L	25-28	DETROIT	64,265
11/29	W	31-17	at Chicago	51,938
12/7	W	24-22	GREEN BAY	65,497
12/13	W	16-3	PITTSBURGH	65,335
12/19	L	16-20	at Washington	66,309
12/27	W	35-0	at Cincinnati	49,826

	BUCS	OPP
TOTAL FIRST DOWNS	262	244
Rushing	111	75
Passing	139	148
Penalty	12	21
3rd Down: Made/Att.	93/230	64/202
4th Down: Made/Att.	6/14	3/14
POSSESSION AVG.	31:58	28:02
TOTAL NET YARDS	4,754	4,345
Avg. Per Game	297.1	271.6
Total Plays	1000	925
Avg. Per Play	4.8	4.7
NET YARDS RUSHING	2,148	1,583
Avg. Per Game	134.3	98.9
Total Rushes	523	415
NET YARDS PASSING	2,606	2,762
Avg. Per Game	162.9	172.6
Sacked/Yards Lost	28/181	37/252
Gross Yards	2,787	3,014
Att./Completions	449/234	473/274
Completion Pct.	52.1	57.9
Had Intercepted	18	12
PUNTS/AVERAGE	81/41.2	87/42.0
NET PUNTING AVG.	35.3	34.4
PENALTIES/YARDS	99/840	88/669
FUMBLES/FUMBLES LOST	23/13	28/14
TOUCHDOWNS	36	31
Rushing	12	12
Passing	21	15
Returns	3	4

BY QUARTERS	1	2	3	4	OT	TOT
BUCCANEERS	61	101	49	103	0	314
OPPONENTS	78	71	57	89	0	295

SCORING	TD	R	P	RT	PAT	2-PT.	FG	S	PTS
Husted	0	0	0	0	29-30	0	21-28	0	92
Alstott	9	8	1	0	0-0	0	0-0	0	54
Anthony	7	0	7	0	0-0	1	0-0	0	44
Moore	4	0	4	0	0-0	0	0-0	0	24
Green	3	0	2	1	0-0	0	0-0	0	18
Differ	2	2	0	0	0-0	0	0-0	0	12
Dunn	2	2	0	0	0-0	0	0-0	0	12
Emanuel	2	0	2	0	0-0	0	0-0	0	12
BUCCANEERS	36	12	21	3	29-30	3-6	21-28	0	314
OPPONENTS	31	12	15	4	29-29	0-2	26-30	1	295

FIELD GOALS	1/19	20/29	30/39	40/49	50+	LONG
Husted	0-1	7-7	8-12	5-7	1-1	52
BUCCANEERS	0-1	7-7	8-12	5-7	1-1	52
OPPONENTS	0-0	10-11	8-8	5-8	3-3	53

PASSING	ATT.	CMP.	YDS.	CMP%	YDS/ATT	TD	TD%	INT	INT%	LONG	SK/LOST	RTG
Differ	429	225	2,729	52.4	6.36	21	4.9	15	3.5	79t	27/172	74.0
Walsh	19	9	58	47.4	3.05	0	0.0	3	15.8	12	1/9	14.7
Alstott	1	0	0	0.0	0.00	0	0.0	0	0.0	0	0/0	39.6
BUCCANEERS	449	234	2,787	52.1	6.21	21	4.7	18	4.0	79t	28/181	70.3
OPPONENTS	473	274	3,014	57.9	6.37	15	3.2	12	4.5	61	37/252	76.9

RUSHING	NO.	YDS.	AVG.	LONG	TD
Dunn	245	1,026	4.2	50	2
Alstott	215	846	3.9	37	8
Differ	40	141	3.5	17	2
Anthony	4	43	10.8	32	0
BUCCANEERS	523	2,148	4.1	50	12
OPPONENTS	415	1,583	3.8	71t	12

RECEIVING	NO.	YDS.	AVG.	LONG	TD
Anthony	51	708	13.9	59t	7
Dunn	44	344	7.8	38t	4
Emanuel	41	636	15.5	55	4
Moore	24	255	10.6	49	1
Alstott	22	152	6.9	26	3
BUCCANEERS	234	2,787	11.9	79t	21
OPPONENTS	274	3,014	11.0	61	15

INTERCEPTIONS	NO.	YDS.	AVG.	LONG	TD
Mincy	4	58	14.5	22t	1
Barber	2	67	33.5	56	0
Lynch	2	29	14.5	17	0
Four tied with	1				
BUCCANEERS	12	212	17.7	56	1
OPPONENTS	18	192	10.7	38	2

TACKLES	SOLO	ASST.	TOTAL
Brooks	134	55	189
Lynch	55	52	107
Mincy	51	44	95
Nickerson	50	44	94
Culpepper	38	43	81

SACKS	SPECIAL TEAM TACKLES
Culpepper	9.0 Quarles 20
Sapp	7.0 Ellison 16
Upshaw	7.0 Barber 12
Barber	3.0 Bouie 10
Jackson	3.0 Gooch 9
BUCCANEERS	37.0
Opponents	28.0

PUNTING	NO.	YDS.	AVG.	NET	TB	IN20	LG	BK
Barnhardt	81	3,340	41.2	35.3	9	19	55	0
BUCCANEERS	81	3,340	41.2	35.3	9	19	55	0
OPPONENTS	87	3,655	42.0	34.4	5	29	71	1

PUNT RETURNS	RET.	FC	YDS.	AVG.	LONG	TD
Green	30	9	453	15.1	95t	1
Williams	10	6	83	8.3	18	0
Barber	1	0	23	23.0	23t	1
BUCCANEERS	41	15	559	13.6	95t	2
OPPONENTS	38	23	302	7.9	93t	1

KICKOFF RETURNS	NO.	YDS.	AVG.	LONG	TD
Anthony	46	1,118	24.3	60	0
Green	10	229	22.9	44	0
Dunn	1	25	25.0	25	0
Ellison	1	19	19.0	19	0
Alstott	1	8	8.0	8	0
BUCCANEERS	59	1,399	23.7	60	0
OPPONENTS	62	1,333	21.5	105t	1

USUAL STARTING LINEUP	OFFENSE:	DEFENSE:	
WR	85 Reidel Anthony	LE	97 Tyoka Jackson
LT	74 Paul Gruber	NT	77 Brad Culpepper
LG	64 Jorge Diaz	DT	99 Warren Sapp
C	61 Tony Mayberry	RE	91 Regan Upshaw
RT	73 Frank Middleton	SLB	50 Jeff Gooch
RG	70 Jason Odom	MLB	56 Hardy Nickerson
TE	83 Dave Moore	WLB	55 Derrick Brooks
WR	87 Bert Emanuel	LCB	21 Donnie Abraham
QB	12 Trent Duffer	RCB	20 Ronde Barber
FB	40 Mike Alstott	SS	47 John Lynch
RB	28 Warrick Dunn	FS	22 Charles Mincy

DATE	W/L	SCORE	OPPONENT	ATT.
9/12	L	13-17	N.Y. GIANTS	65,026
9/19	W	19-5	at Philadelphia	64,285
9/26	W	13-10	DENVER	65,297
10/3	L	14-21	at Minnesota	64,106
10/10	L	23-26	at Green Bay	59,868
10/24	W	6-3	CHICAGO	65,283
10/31	L	3-20	at Detroit	63,135
11/7	W	31-16	at New Orleans	47,129
11/14	W	17-10	KANSAS CITY	64,927
11/21	W	19-10	ATLANTA	65,158
11/28	W	16-3	at Seattle	66,314
12/6	W	24-17	MINNESOTA	65,741
12/12	W	23-16	DETROIT	65,536
12/19	L	0-45	at Oakland	46,395
12/26	W	29-10	GREEN BAY	65,723
1/2	W	20-6	at Chicago	66,944

PLAYOFFS

1/15	W	14-13	WASHINGTON	65,835
1/23	L	6-11	at St. Louis	66,496

	BUCS	OPP
TOTAL FIRST DOWNS	245	228
Rushing	97	75
Passing	132	144
Penalty	16	9
3rd Down: Made/Att.	81/230	75/232
4th Down: Made/Att.	7/15	4/13
POSSESSION AVG.	32:11	27:49
TOTAL NET YARDS	4,254	4,280
Avg. Per Game	265.9	267.5
Total Plays	991	977
Avg. Per Play	4.3	4.4
NET YARDS RUSHING	1,776	1,407
Avg. Per Game	111.0	87.9
Total Rushes	502	361
NET YARDS PASSING	2,478	2,873
Avg. Per Game	154.9	179.6
Sacked/Yards Lost	42/303	43/291
Gross Yards	2,781	3,164
Att./Completions	447/268	573/302
Completion Pct.	60.0	52.7
Had Intercepted	16	21
PUNTS/AVERAGE	90/43.1	101/41.1
NET PUNTING AVERAGE	37.4	35.4
PENALTIES/YARDS	75/583	88/727
FUMBLES/FUMBLES LOST	25/19	23/10
TOUCHDOWNS	27	23
Rushing	7	8
Passing	18	11
Returns	2	4

BY QUARTERS

	1	2	3	4	OT	TOT
BUCCANEERS	34	106	42	88	0	270
OPPONENTS	89	47	44	55	0	235

SCORING

	TD	R	P	RT	PAT	2-PT.	FG	S	PTS
Gramatica	0	0	0	0	25-25	0	27-32	0	106
Alstott	9	7	2	0	0-0	0	0-0	0	54
Moore	5	0	5	0	0-0	0	0-0	0	30
Green	3	0	3	0	0-0	0	0-0	0	18
Abraham	2	0	0	2	0-0	0	0-0	0	12
Dunn	2	0	2	0	0-0	0	0-0	0	12
BUCCANEERS	27	7	18	2	25-25	0-2	27-32	1	270
OPPONENTS	23	8	11	4	23-23	0-0	24-31	1	235

FIELD GOALS

	1/19	20/29	30/39	40/49	50+	LONG
Gramatica	0-0	8-8	10-12	6-8	3-4	53
BUCCANEERS	0-0	8-8	10-12	6-8	3-4	53
OPPONENTS	0-0	8-9	9-10	6-10	1-2	50

RUSHING

	NO.	YDS.	AVG.	LONG	TD
Alstott	242	949	3.9	30	7
Dunn	195	616	3.2	33	0
Differ	35	144	4.1	28	0
King	18	38	2.1	8	0
Abdullah	5	12	2.4	10	0
Green	3	8	2.7	15	0
Zeier	3	7	2.3	8	0
Anthony	1	2	2.0	2	0
Mayberry	0	0	0.0	0	0
BUCCANEERS	502	1,776	3.5	33	7
OPPONENTS	361	1,407	3.9	33	8

PASSING

	ATT.	CMP.	YDS.	CMP%	YDS/ATT	TD	TD%	INT	INT%	LONG	SK/LOST	RTG
Differ	244	146	1,619	59.8	6.64	11	4.5	11	4.5	62t	26/189	75.8
King	146	89	875	61.0	5.99	7	4.8	4	2.7	68	11/78	82.4
Zeier	55	32	270	58.2	4.91	0	0.0	1	1.8	38	5/36	63.4
Royals	2	1	17	50.0	8.50	0	0.0	0	0.0	0	0/0	79.2
BUCCANEERS	447	268	2,781	60.0	6.22	18	4.0	16	3.6	68	42/303	76.5
OPPONENTS	573	302	3,164	52.7	5.52	11	1.9	21	3.7	61t	43/291	60.1

RECEIVING	NO.	YDS.	AVG.	LONG	TD
Dunn	64	589	9.2	68	2
Green	56	791	14.1	62t	3
Anthony	30	296	9.9	30	1
Alstott	27	239	8.9	24	2
Moore	23	276	12.0	35t	5
Emanuel	22	238	10.8	39	1
Williams	21	176	8.4	14	0
BUCCANEERS	268	2,781	10.4	68	18
OPPONENTS	302	3,164	10.5	61t	11

INTERCEPTIONS

	NO.	YDS.	AVG.	LONG	TD
Abraham	7	115	16.4	55t	2
Brooks	4	61	15.3	38	0
Barber	2	60	30.0	43	0
Robinson	2	36	18.0	36	0
Lynch	2	32	16.0	28	0
Nickerson	2	18	9.0	18	0
Kelly	1	26	26.0	26	0
Singleton	1	7	7.0	7	0
BUCCANEERS	21	355	16.9	55t	2
OPPONENTS	16	144	9.0	37	1

TACKLES

	SOLO	ASST.	TOTAL
Brooks	122	58	180
Nickerson	70	71	141
Lynch	68	60	128
Robinson	48	47	95
Barber	49	25	74
Abraham	38	36	74

SACKS

	SPECIAL TEAM TACKLES
Sapp	12.5 Quarles 31
Jones	7.0 D. Davis 21
Ahanotu	6.5 Gooch 19
Culpepper	6.0 Smith 18

BUCCANEERS

Opponents	42.0
-----------	------

PUNTING

	NO.	YDS.	AVG.	NET	TB	IN20	LG	BK
Royals	90	3,882	43.1	37.4	8	23	66	0
BUCCANEERS	90	3,882	43.1	37.4	8	23	66	0
OPPONENTS	101	4,150	41.1	35.4	11	27	61	0

PUNT RETURNS

	RET.	FC	YDS.	AVG.	LONG	TD
Green	23	14	204	8.9	31	0
Williams	20	12	153	7.7	30	0

BUCCANEERS

Opponents	43	26	357	8.3	31	0
Opponents	49	13	360	7.3	31	0

KICKOFF RETURNS

	NO.	YDS.	AVG.	LONG	TD
Anthony	21	434	20.7	39	0
Murphy	14	307	21.9	55	0
Green	10	185	18.5	29	0
Dunn	8	156	19.5	34	0
Alstott	1	19	19.0	19	0
Williams	1	15	15.0	15	0

BUCCANEERS

Opponents	55	1,116	20.3	55	0
Opponents	61	1,074	17.6	36	0

USUAL STARTING LINEUP

OFFENSE:

WR	81	Jacquez Green	LE	72	Chidi Ahanotu
LT	74	Paul Gruber	NT	77	Brad Culpepper
LG	64	Jorge Diaz	DT	99	Warren Sapp
C	61	Tony Mayberry	RE	94	Steve White
RG	73	Frank Middleton	SLB	53	Shelton Quarles
RT	71	Jerry Wunsch	MLB	56	Hardy Nickerson
TE	83	Dave Moore	WLB	55	Derrick Brooks
WR	87	Bert Emanuel	LCB	21	Donnie Abraham
QB	10	Shaun King	RCB	20	Ronde Barber
FB	40	Mike Alstott	SS	47	John Lynch
RB	28	Warrick Dunn	FS	24	Damien Robinson

DEFENSE:



DATE	W/L	SCORE	OPPONENT	ATT.
9/3	W	21-16	at New England	60,292
9/10	W	41-0	CHICAGO	65,569
9/17	W	31-10	at Detroit	76,928
9/24	L	17-21	NEW YORK JETS	65,619
10/1	L	17-20 (ot)	at Washington	83,532
10/9	L	23-30	at Minnesota	64,162
10/19	L	14-28	DETROIT	65,557
10/29	W	41-13	MINNESOTA	65,589
11/5	W	27-14	at Atlanta	70,097
11/12	W	20-15	GREEN BAY	65,621
11/19	L	10-13	at Chicago	66,944
11/26	W	31-17	BUFFALO	65,546
12/3	W	27-7	DALLAS	65,621
12/10	W	16-13	at Miami	74,307
12/18	W	38-35	ST. LOUIS	65,653
12/24	L	14-17 (ot)	at Green Bay	59,692

PLAYOFFS				
12/31	L	3-21	at Philadelphia	65,813

	BUCS	OPP
TOTAL FIRST DOWNS	275	283
Rushing	111	84
Passing	144	180
Penalty	20	19
3rd Down: Made/Att.	66/198 (33.3%)	74/225 (32.9%)
4th Down: Made/Att.	5/12 (41.7%)	12/20 (60.0%)

	BUCS	OPP
POSSESSION AVG.	29:38	30:22
TOTAL NET YARDS	4,649	4,800
Avg. Per Game	290.6	300.0
Total Plays	961	1047
Avg. Per Play	4.8	4.6
NET YARDS RUSHING	2,066	1,648
Avg. Per Game	129.1	103.0
Total Rushes	490	398

	BUCS	OPP
NET YARDS PASSING	2,583	3,152
Avg. Per Game	161.4	197.0
Sacked/Yards Lost	38/241	55/332
Gross Yards	2,824	3,484
Att./Completions	433/237	594/339
Completion Pct.	54.7	57.1
Had Intercepted	13	25
PUNTS/AVERAGE	85/41.8	89/40.0
NET PUNTING AVERAGE	35.1	33.5
PENALTIES/YARDS	82/702	95/688
FUMBLES/FUMBLES LOST	16/11	26/16

	BUCS	OPP
TOUCHDOWNS	43	29
Rushing	18	12
Passing	18	15
Returns	7	2

BY QUARTERS	1	2	3	4	OT	TOT
BUCCANEERS	88	131	60	109	0	388
OPPONENTS	39	79	53	92	6	269

SCORING	TD	R	P	RT	PAT	2-PT.	FG	S	PTS
Gramatica	0	0	0	0	42-42	0	28-34	0	126
Dunn	9	8	1	0	0-0	0	0-0	0	54
Johnson	8	0	8	0	0-0	0	0-0	0	48
King	5	5	0	0	0-0	1	0-0	0	32
Alstott	5	5	0	0	0-0	0	0-0	0	30
Anthony	4	0	4	0	0-0	0	0-0	0	24
Moore	3	0	3	0	0-0	0	0-0	0	18
Barber	2	0	0	2	0-0	0	0-0	0	12

BUCCANEERS	43	18	18	7	42-42	1-1	28-34	1	388
OPPONENTS	29	12	15	2	25-25	2-4	22-32	0	269

FIELD GOALS	1/19	20/29	30/39	40/49	50+	LONG
Gramatica	0-0	8-8	8-10	7-9	5-7	55
BUCCANEERS	0-0	8-8	8-10	7-9	5-7	55
OPPONENTS	1-1	6-6	8-12	6-9	1-4	52

RUSHING	NO.	YDS.	AVG.	LONG	TD
Dunn	248	1,133	4.6	70†	8
Alstott	131	465	3.5	20†	5
King	73	353	4.8	19	5
Abdullah	16	70	4.4	19	0
Stecker	12	31	2.6	14	0

BUCCANEERS	490	2,066	4.2	70†	18
OPPONENTS	398	1,648	4.1	50†	12

RECEIVING	NO.	YDS.	AVG.	LONG	TD
Johnson	71	874	12.3	38	8
Green	51	773	15.2	75	1
Dunn	44	422	9.6	45	1
Moore	29	288	9.9	28	3
Anthony	15	232	15.5	46†	4
Alstott	13	93	7.2	21	0

BUCCANEERS	237	2,824	11.9	75	18
OPPONENTS	339	3,484	10.3	72†	15

INTERCEPTIONS	NO.	YDS.	AVG.	LONG	TD
Abraham	7	82	11.7	23	0
Robinson	6	1	0.2	1	0
Duncan	4	55	13.8	31†	1
Lynch	3	43	14.3	36	0
Barber	2	46	23.0	37†	1
Brooks	1	34	34.0	34†	1
Kelly	1	9	9.0	9†	1
Quarles	1	5	5.0	5	0

BUCCANEERS	25	275	11.0	37† <th>4</th>	4
OPPONENTS	13	155	11.9	60	1

TACKLES	SOLO	ASST.	TOTAL
Brooks	130	49	179
Lynch	66	44	110
Robinson	56	48	104
Barber	65	32	97
Duncan	59	38	97

SACKS	SPECIAL TEAM TACKLES			
Sapp	16.5	Gooch		23
Jones	13.0	D. Davis		21
McFarland	6.5	D. Jackson		20
Barber	5.5	Abdullah		16

BUCCANEERS	55.0
Opponents	38.0

PUNTING	NO.	YDS.	AVG.	NET	TB	IN20	LG	BK
Royals	85	3,551	41.8	35.1	8	17	63	0

BUCCANEERS	85	3,551	41.8	35.1	8	17	63	0
OPPONENTS	89	3,556	40.0	33.5	12	24	64	3

PUNT RETURNS	RET.	FC	YDS.	AVG.	LONG	TD
Williams	31	18	286	9.2	73†	1
Hastings	5	1	50	10.0	16	0
Green	2	0	1	0.5	1	0

BUCCANEERS	39	19	337	8.6	73†	1
OPPONENTS	41	24	408	10.0	66†	1

KICKOFF RETURNS	NO.	YDS.	AVG.	LONG	TD
Stecker	29	663	22.9	48	0
Williams	19	453	23.8	41	0
Anthony	3	88	29.3	45	0
Murphy	2	24	12.0	19	0
Abdullah	1	16	16.0	16	0

BUCCANEERS	55	1,255	22.8	48	0
OPPONENTS	74	1,688	22.8	70	0

USUAL STARTING LINEUP			
OFFENSE:		DEFENSE:	
WR	81 Jacques Green	LE	72 Chidi Ahanotu
LT	69 Pete Pierson	NT	92 Anthony McFarland
LG	64 Randall McDaniel	DE	99 Warren Sapp
C	62 Jeff Christy	RE	78 Marcus Jones
RG	73 Frank Middleton	SLB	53 Shelton Quarles
RT	71 Jerry Wunsch	MLB	59 Jamie Duncan
TE	83 Dave Moore	WLB	55 Derrick Brooks
WR	19 Keyshawn Johnson	LCB	21 Donnie Abraham
QB	10 Shaun King	RCB	20 Ronde Barber
FB	40 Mike Alstott	SS	47 John Lynch
RB	28 Warrick Dunn	FS	24 Damien Robinson

PASSING	ATT.	CMP.	YDS.	CMP%	YDS/ATT	TD	TD%	INT	INT%	LONG	SK/LOST	RTG
King	428	233	2,769	54.4	6.47	18	4.2	13	3.0	75	37/240	75.8
Royals	1	1	36	100.0	36.00	0	0.0	0	0.0	36	0/0	118.8
Zeier	3	3	19	100.0	6.33	0	0.0	0	0.0	14	0/0	93.1
Alstott	1	0	0	0.0	0.00	0	0.0	0	0.0	0	0/0	39.6
Hamilton	0	0	0	—	—	0	—	0	—	0	1/1	—
BUCCANEERS	433	237	2,824	54.7	6.52	18	4.2	13	3.0	75	38/241	76.2
OPPONENTS	594	339	3,484	57.1	5.87	15	2.5	25	4.2	72†	55/332	65.0

DATE	W/L	SCORE	OPPONENT	ATT.
9/9	W	10-6	at Dallas	61,521
9/30	L	16-20	at Minnesota	64,105
10/7	W	14-10	GREEN BAY	65,510
10/14	L	28-31 (ot)	at Tennessee	68,798
10/21	L	10-17	PITTSBURGH	65,588
10/28	W	41-14	MINNESOTA	65,558
11/4	L	20-21	at Green Bay	59,861
11/11	W	20-17	at Detroit	74,268
11/18	L	24-27	CHICAGO	65,612
11/26	W	24-17	at St. Louis	66,198
12/2	W	16-13 (ot)	at Cincinnati	52,135
12/9	W	15-12	DETROIT	65,514
12/16	L	3-27	at Chicago	66,944
12/23	W	48-21	NEW ORLEANS	65,526
12/29	W	22-10	BALTIMORE	65,619
1/6	L	13-17	PHILADELPHIA	65,541
<b>PLAYOFFS</b>				
1/12	L	9-31	at Philadelphia	65,847

	BUCS	OPP
<b>TOTAL FIRST DOWNS</b>	298	262
Rushing	84	86
Passing	189	156
Penalty	25	20
3rd Down: Made/Att.	80/228 (35.1%)	78/216 (36.1%)
4th Down: Made/Att.	11/17 (64.7%)	4/13 (30.8%)
<b>POSSESSION AVG.</b>	31.40	28.20
<b>TOTAL NET YARDS</b>	4,694	4,653
Avg. Per Game	293.4	290.8
Total Plays	1,046	950
Avg. Per Play	4.5	4.9
<b>NET YARDS RUSHING</b>	1,371	1,702
Avg. Per Game	85.7	106.4
Total Rushes	407	415
<b>NET YARDS PASSING</b>	3,323	2,951
Avg. Per Game	207.7	184.4
Sacked/Yards Lost	47/298	42/272
Gross Yards	3,621	3,223
Att./Completions	592/362	493/273
Completion Pct.	61.1	55.4
Had Intercepted	12	28
<b>PUNTS/AVERAGE</b>	83/40.7	78/41.5
<b>NET PUNTING AVERAGE</b>	34.2	34.3
<b>PENALTIES/YARDS</b>	77/672	91/742
<b>FUMBLES/FUMBLES LOST</b>	20/10	22/11
<b>TOUCHDOWNS</b>	34	29
Rushing	17	8
Passing	13	20
Returns	4	1

BY QUARTERS	1	2	3	4	OT	TOT
<b>BUCCANEERS</b>	39	130	50	102	3	324
<b>OPPONENTS</b>	33	63	86	95	3	280

SCORING	TD	R	P	RT	PAT	2-PT.	FG	S	PTS
Gramatica	0	0	0	0	28-28	0	23-29	0	97
Alstott	11	10	1	0	0-0	2	0-0	0	70
Dunn	6	3	3	0	0-0	0	0-0	0	36
Moore	4	0	4	0	0-0	0	0-0	0	24
B. Johnson	3	3	0	0	0-0	0	0-0	0	18
Brien	0	0	0	0	2-2	0	5-6	0	17
Stecker	2	1	1	0	0-0	0	0-0	0	12
Williams	2	0	1	1	0-0	0	0-0	0	12
<b>BUCCANEERS</b>	34	17	13	4	30-30	3-4	28-35	0	324
<b>OPPONENTS</b>	29	8	20	1	25-25	3-4	25-29	0	280

FIELD GOALS	1/19	20/29	30/39	40/49	50+	LONG
Gramatica	0-0	9-10	9-9	5-7	0-3	49
Brien	0-0	2-2	1-1	2-3	0-0	42
<b>BUCCANEERS</b>	0-0	11-12	10-10	7-10	0-3	49
<b>OPPONENTS</b>	0-0	7-7	6-7	11-13	1-2	50

PASSING	ATT.	CMP.	YDS.	CMP%	YDS/ATT	TD	TD%	INT	INT%	LONG	SK/LOST	RTG
B. Johnson	559	340	3,406	60.8	6.09	13	2.3	11	2.0	47	44/269	77.7
King	31	21	210	67.7	6.77	0	0.0	1	3.2	42	3/29	73.3
Gramatica	1	0	0	0.0	0.00	0	0.0	0	0.0	0	0/0	39.6
Royals	1	1	5	100.0	5.00	0	0.0	0	0.0	5	0/0	87.5
<b>BUCCANEERS</b>	592	362	3,621	61.1	6.12	13	2.2	12	2.0	47	47/298	77.4
<b>OPPONENTS</b>	493	273	3,223	55.4	6.54	20	4.1	28	5.7	67t	42/272	65.3

RUSHING	NO.	YDS.	AVG.	LONG	TD
Alstott	165	680	4.1	39t	10
Dunn	158	447	2.8	21t	3
B. Johnson	39	120	3.1	21	3
Stecker	24	72	3.0	17	1
Abdullah	11	40	3.6	12	0
<b>BUCCANEERS</b>	407	1,371	3.4	39t	17
<b>OPPONENTS</b>	415	1,702	4.1	63t	8

RECEIVING	NO.	YDS.	AVG.	LONG	TD
K. Johnson	106	1,266	11.9	47	1
Dunn	68	557	8.2	31	3
Green	36	402	11.2	35	1
Moore	35	285	8.1	29	4
Alstott	35	231	6.6	19t	1
Williams	24	314	13.1	42	1
<b>BUCCANEERS</b>	362	3,621	10.0	47	13
<b>OPPONENTS</b>	273	3,223	11.8	67t	20

INTERCEPTIONS	NO.	YDS.	AVG.	LONG	TD
Barber	10	86	8.6	36t	1
Abraham	6	98	16.3	46	0
Jackson	4	42	10.5	29	0
Brooks	3	65	21.7	53	0
Lynch	3	21	7.0	15	0
Quarles	1	98	98.0	98t	1
Duncan	1	9	9.0	9	0
<b>BUCCANEERS</b>	28	419	15.0	98t	2
<b>OPPONENTS</b>	12	74	6.2	25	0

TACKLES	SOLO	ASST.	TOTAL
Brooks	110	55	165
Duncan	79	51	130
Lynch	70	35	105
Barber	64	27	91
Jackson	52	26	78

SACKS	SPECIAL TEAM TACKLES			
Rice	11.0	Smith	22	
Sapp	6.0	Abdullah	21	
White	5.0	Gooch	16	
McFarland	3.5	Howell	12	
Jones	3.0	Yoder	12	
<b>BUCCANEERS</b>	42.0			
<b>Opponents</b>	47.0			

PUNTING	NO.	YDS.	AVG.	NET	TB	IN20	LG	BK
Royals	83	3,382	40.7	34.2	8	26	61	0
<b>BUCCANEERS</b>	83	3,382	40.7	34.2	8	26	61	0
<b>OPPONENTS</b>	78	3,234	41.5	34.3	8	19	58	2

PUNT RETURNS	RET.	FC	YDS.	AVG.	LONG	TD
Williams	35	13	366	10.5	84t	1
Anthony	3	1	12	4.0	7	0
Jackson	0	0	18	—	18	0
<b>BUCCANEERS</b>	38	14	396	10.4	84t	1
<b>OPPONENTS</b>	44	12	380	8.6	55t	1

KICKOFF RETURNS	NO.	YDS.	AVG.	LONG	TD
Murphy	20	445	22.3	39	0
Smith	16	355	22.2	45	0
Stecker	9	259	28.8	86	0
Abdullah	5	92	18.4	29	0
<b>BUCCANEERS</b>	54	1,208	22.4	86	0
<b>OPPONENTS</b>	63	1,321	21.0	77	0

USUAL STARTING LINEUP	OFFENSE:	DEFENSE:	
WR	81 Jacques Green	LE	78 Marcus Jones
LT	67 Kenya Walker	NT	92 Anthony McFarland
LG	64 Randall McDaniel	DT	99 Warren Sapp
C	62 Jeff Christy	RE	97 Simeon Rice
RG	60 Casey Coleman	SLB	53 Shelton Quarles
RT	71 Jerry Wunsch	MLB	59 Jamie Duncan
TE	83 Dave Moore	WLB	55 Derrick Brooks
WR	19 Keyshawn Johnson	LCB	25 Brian Kelly
QB	14 Brad Johnson	RCB	20 Ronde Barber
RB	40 Mike Alstott	SS	47 John Lynch
FB	28 Warrick Dunn	FS	34 Dexter Jackson

PASSING	ATT.	CMP.	YDS.	CMP%	YDS/ATT	TD	TD%	INT	INT%	LONG	SK/LOST	RTG
B. Johnson	559	340	3,406	60.8	6.09	13	2.3	11	2.0	47	44/269	77.7
King	31	21	210	67.7	6.77	0	0.0	1	3.2	42	3/29	73.3
Gramatica	1	0	0	0.0	0.00	0	0.0	0	0.0	0	0/0	39.6
Royals	1	1	5	100.0	5.00	0	0.0	0	0.0	5	0/0	87.5
<b>BUCCANEERS</b>	592	362	3,621	61.1	6.12	13	2.2	12	2.0	47	47/298	77.4
<b>OPPONENTS</b>	493	273	3,223	55.4	6.54	20	4.1	28	5.7	67t	42/272	65.3

DATE	W/L	SCORE	OPPONENT	ATT.
9/8	L	20-26 (ot)	NEW ORLEANS	65,554
9/15	W	25-0	at Baltimore	69,304
9/23	W	26-14	ST. LOUIS	65,652
9/29	W	35-7	at Cincinnati	57,234
10/6	W	20-6	at Atlanta	68,936
10/13	W	17-3	CLEVELAND	65,625
10/20	L	10-20	at Philadelphia	65,523
10/27	W	12-9	at Carolina	72,892
11/3	W	38-24	MINNESOTA	65,667
11/17	W	23-10	CAROLINA	65,527
11/24	W	21-7	GREEN BAY	65,672
12/1	L	20-23	at New Orleans	68,226
12/8	W	34-10	ATLANTA	65,648
12/15	W	23-20	at Detroit	61,942
12/23	L	7-17	PITTSBURGH	65,684
12/29	W	15-0	at Chicago	55,832

PLAYOFFS				
1/12	W	31-6	SAN FRANCISCO	65,559
1/19	W	27-10	at Philadelphia	66,713

SUPER BOWL XXXVII				
1/26	W	48-21	vs. Oakland (San Diego)	67,603

	BUCS	OPP
TOTAL FIRST DOWNS	287	236
Rushing	90	79
Passing	172	131
Penalty	25	26
3rd Down: Made/Att.	79/222 (35.6%)	75/223 (33.6%)
4th Down: Made/Att.	6/9 (66.7%)	8/13 (61.5%)

	BUCS	OPP
POSSESSION AVG.	31.43	28.17
TOTAL NET YARDS	5,002	4,044
Avg. Per Game	312.6	252.8
Total Plays	1,022	963
Avg. Per Play	4.9	4.2

	BUCS	OPP
NET YARDS RUSHING	1,557	1,554
Avg. Per Game	97.3	97.1
Total Rushes	414	410
NET YARDS PASSING	3,445	2,490
Avg. Per Game	215.3	155.6

	BUCS	OPP
Sacked/Yards Lost	41/220	43/295
Gross Yards	3,665	2,785
Att./Completions	567/348	510/259
Completion Pct.	61.4	50.8
Had Intercepted	10	31

	BUCS	OPP
PUNTS/AVERAGE	91/42.6	99/44.4
NET PUNTING AVERAGE	35.2	37.3
PENALTIES/YARDS	103/789	93/749
FUMBLES/FUMBLES LOST	24/11	21/7

	BUCS	OPP
TOUCHDOWNS	35	21
Rushing	6	8
Passing	23	10
Returns	6	3

BY QUARTERS	1	2	3	4	OT	TOT
BUCCANEERS	49	110	63	124	0	346
OPPONENTS	57	49	43	41	6	196

SCORING	TD	R	P	RT	PAT	2-PT.	FG	S	PTS
Gramatica	0	0	0	0	32-32	0	32-39	0	128
Alstott	7	5	2	0	0-0	0	0-0	0	42
McCardell	6	0	0	0	0-0	0	0-0	0	36
K. Johnson	5	0	5	0	0-0	2	0-0	0	34
Brooks	4	0	0	4	0-0	0	0-0	0	24
Jurevicius	4	0	4	0	0-0	0	0-0	0	24
Dudley	3	0	3	0	0-0	0	0-0	0	18
Dilger	2	0	2	0	0-0	0	0-0	0	12
Williams	2	0	1	1	0-0	0	0-0	0	12

BUCCANEERS	35	6	23	6	32-32	2-3	32-39	2	346
OPPONENTS	21	8	10	3	19-19	0-1	17-23	0	196

FIELD GOALS	1/19	20/29	30/39	40/49	50+	LONG
Gramatica	0-0	7-8	14-15	6-10	5-6	52
BUCCANEERS	0-0	7-8	14-15	6-10	5-6	52
OPPONENTS	0-0	5-5	7-7	4-8	1-3	50

RUSHING	NO.	YDS.	AVG.	LONG	TD
Pittman	204	718	3.5	21	1
Alstott	146	548	3.8	32	5
Stecker	28	174	6.2	59	0
R. Johnson	14	73	5.2	21	0

PASSING	ATT.	CMP.	YDS.	CMP%	YDS/ATT	TD	TD%	INT	INT%	LONG	SK/LOST	RTG
B. Johnson	451	281	3,049	62.3	6.76	22	4.9	6	1.3	76t	21/121	92.9
R. Johnson	88	57	536	64.8	6.09	1	1.1	2	2.3	23	19/94	75.8
King	27	10	80	37.0	2.96	0	0.0	1	3.7	20	1/5	30.0
Tupa	1	0	0	0.0	0.00	0	0.0	1	100.0	0	0/0	0.0
BUCCANEERS	567	348	3,665	61.4	6.46	23	4.1	10	1.8	76t	41/220	86.3
OPPONENTS	510	259	2,785	50.8	5.46	10	2.0	31	6.1	52	43/295	48.4

	B. Johnson	13	30	2.3	6	0
BUCCANEERS	414	1,557	3.8	59	6	
OPPONENTS	410	1,554	3.8	85t	8	

RECEIVING	NO.	YDS.	AVG.	LONG	TD
K. Johnson	76	1,088	14.3	76t	5
McCardell	61	670	11.0	65t	6
Pittman	59	477	8.1	64	0
Jurevicius	37	423	11.4	26	4
Alstott	35	242	6.9	44t	2
Dilger	34	329	9.7	40	2
Dudley	16	192	12.0	35t	3
BUCCANEERS	348	3,665	10.5	76t	23
OPPONENTS	259	2,785	10.8	52	10

INTERCEPTIONS	NO.	YDS.	AVG.	LONG	TD
Kelly	8	68	8.5	31	0
Brooks	5	218	43.6	97t	3
D. Smith	4	39	9.8	35	0
Jackson	3	101	33.7	58	0
Lynch	3	0	0.0	0	0
Quarles	2	29	14.5	25t	1
Barber	2	9	4.5	9	0
Sapp	2	0	0.0	0	0
Rice	1	30	30.0	30	0
Singleton	1	0	0.0	0	0
BUCCANEERS	31	494	15.9	97t	4
OPPONENTS	10	143	14.3	51t	3

TACKLES	SOLO	ASST.	TOTAL
Brooks	117	53	170
Quarles	84	75	159
Lynch	50	46	96
Barber	71	24	95
Singleton	54	35	89

SACKS	SPECIAL TEAM TACKLES			
Rice	15.5	Ivy	5.5	23
Sapp	7.5	D. Smith	2.0	19
Wyms	5.5	Stecker	2.0	19
Spires	3.5	Webster	1.6	16
Barber	3.0	Yoder	1.5	15

BUCCANEERS	43.0
OPPONENTS	41.0

PUNTING	NO.	YDS.	AVG.	NET	TB	IN20	LG	BK
Tupa	90	3,856	42.8	35.4	12	30	71	0
Gramatica	1	23	23.0	23.0	0	1	23	0
BUCCANEERS	91	3,879	42.6	35.2	12	31	71	0
OPPONENTS	99	4,400	44.4	37.3	14	29	75	0

PUNT RETURNS	RET.	FC	YDS.	AVG.	LONG	TD
Williams	43	20	410	9.5	56t	1
Jackson	1	0	20	20.0	21	0
BUCCANEERS	44	20	430	9.8	56t	1
OPPONENTS	42	5	433	10.3	56	0

KICKOFF RETURNS	NO.	YDS.	AVG.	LONG	TD
Stecker	37	934	25.2	67	0
D. Smith	4	93	23.3	25	0
Williams	3	49	16.3	23	0
Yoder	1	9	9.0	9	0
BUCCANEERS	45	1,085	24.1	67	0
OPPONENTS	72	1,567	21.8	91	0

USUAL STARTING LINEUP			
OFFENSE:		DEFENSE:	
WR	87 Keenan McCardell	LE	94 Greg Spires
LT	72 Roman Oben	NT	92 Anthony McFarland
LG	71 Kerry Jenkins	DT	99 Warren Sapp
C	62 Jeff Christy	RE	97 Simeon Rice
RG	60 Casey Coleman	SLB	51 A. Singleton
RT	67 Kenyatta Walker	MLB	53 Shelton Quarles
TE	85 Ken Dilger	WLB	55 Derrick Brooks
WR	19 Keyshawn Johnson	LCB	25 Brian Kelly
QB	14 Brad Johnson	RCB	20 Ronde Barber
FB	40 Mike Alstott	SS	47 John Lynch
RB	32 Michael Pittman	FS	34 Dexter Jackson

DATE	W/L	SCORE	OPPONENT	ATT.
9/8	W	17-0	at Philadelphia	67,772
9/14	L	9-12 (ot)	CAROLINA	65,621
9/21	W	31-10	at Atlanta	70,871
10/6	L	35-38 (ot)	INDIANAPOLIS	65,647
10/12	W	35-13	at Washington	85,490
10/19	L	7-24	at San Francisco	67,809
10/26	W	16-0	DALLAS	65,602
11/2	L	14-17	NEW ORLEANS	65,524
11/9	L	24-27	at Carolina	73,345
11/16	L	13-20	GREEN BAY	65,614
11/24	W	19-13	N.Y. GIANTS	65,648
11/30	L	10-17	at Jacksonville	60,543
12/7	W	14-7	at New Orleans	68,442
12/14	W	16-3	HOUSTON	65,124
12/20	L	28-30	ATLANTA	65,572
12/28	L	13-33	at Tennessee	68,809

	BUCS	OPP
TOTAL FIRST DOWNS	307	249
Rushing	86	89
Passing	190	140
Penalty	31	20
3rd Down: Made/Att.	78/220 (35.5%)	68/214 (31.8%)
4th Down: Made/Att.	8/15 (53.3%)	7/18 (38.9%)
POSSESSION AVG.	31.36	28.24
TOTAL NET YARDS	5,453	4,466
Avg. Per Game	340.8	279.1
Total Plays	1,036	962
Avg. Per Play	5.3	4.6
NET YARDS RUSHING	1,648	1,756
Avg. Per Game	103.0	109.8
Total Rushes	421	451
NET YARDS PASSING	3,805	2,710
Avg. Per Game	237.8	169.4
Sacked/Yards Lost	23/136	36/234
Gross Yards	3,941	2,944
Att./Completions	592/369	475/274
Completion Pct.	62.3	57.7
Had Intercepted	22	20
PUNTS/AVERAGE	83/43.3	82/43.4
NET PUNTING AVERAGE	35.9	38.0
PENALTIES/YARDS	117/1104	104/817
FUMBLES/FUMBLES LOST	23/9	29/13
TOUCHDOWNS	36	27
Rushing	5	6
Passing	27	16
Returns	4	5

BY QUARTERS	1	2	3	4	OT	TOT
BUCCANEERS	34	105	60	102	0	301
OPPONENTS	50	83	56	69	6	264

SCORING	TD	R	P	RT	PAT	2-PT.	F	S	PTS
Gramatica	0	0	0	0	33-34	0	16-26	0	81
McCardell	9	0	8	1	0-0	0	0-0	0	54
K. Johnson	3	0	3	0	0-0	0	0-0	0	18
Jones	3	3	0	0	0-0	0	0-0	0	18
Alstott	2	2	0	0	0-0	0	0-0	0	12
Jurevicius	2	0	2	0	0-0	0	0-0	0	12
Lee	2	0	2	0	0-0	0	0-0	0	12
Pittman	2	0	2	0	0-0	0	0-0	0	12
Sapp	2	0	2	0	0-0	0	0-0	0	12
Yoder	2	0	2	0	0-0	0	0-0	0	12
BUCCANEERS	36	5	27	4	33-34	1-2	16-26	1	301
OPPONENTS	27	6	16	5	27-27	0-0	25-34	0	264

FIELD GOALS	1/19	20/29	30/39	40/49	50+	LONG
Gramatica	0-0	9-9	3-6	3-8	1-3	50
BUCCANEERS	0-0	9-9	3-6	3-8	1-3	50
OPPONENTS	0-0	8-8	11-14	5-10	1-2	51

PASSING	ATT.	CMP.	YDS.	CMP%	YDS/ATT	TD	INT	LONG	SK/LOST	RTG		
B. Johnson	570	354	3,811	62.1	6.69	26	4.6	21	76t	20/111	81.5	
S. King	22	15	130	68.2	5.91	1	4.5	1	4.5	20	3/25	79.7
BUCCANEERS	592	369	3,941	62.3	6.66	27	4.6	22	3.7	76t	23/136	81.5
OPPONENTS	475	274	2,944	57.7	6.20	16	3.4	20	4.2	75t	36/234	69.7

RUSHING	NO.	YDS.	AVG.	LONG	TD
Pittman	187	751	4.0	17	0
Jones	137	627	4.6	61	3
Stecker	37	125	3.4	15	0
Alstott	27	77	2.9	29	2
B. Johnson	25	33	1.3	13	0
BUCCANEERS	421	1,648	3.9	61	5
OPPONENTS	451	1,756	3.9	47	6

RECEIVING	NO.	YDS.	AVG.	LONG	TD
McCardell	84	1,174	14.0	76t	8
Pittman	75	597	8.0	68t	2
K. Johnson	45	600	13.3	39t	3
Lee	33	432	13.1	72	2
Jones	24	180	7.5	29	0
Dilger	22	244	11.1	48	1
Cook	20	120	6.0	19	1
Jurevicius	12	118	9.8	22	2
BUCCANEERS	369	3,941	10.7	76t	27
OPPONENTS	274	2,944	10.7	75t	16

INTERCEPTIONS	NO.	YDS.	AVG.	LONG	TD
D. Smith	5	3	0.6	3	0
Brooks	2	56	28.0	44t	1
Barber	2	53	26.5	29t	1
Wansley	2	38	19.0	23t	1
Lynch	2	18	9.0	18	0
Rice	2	12	6.0	12	0
BUCCANEERS	20	229	11.5	44t	3
OPPONENTS	22	394	17.9	73t	4

TACKLES	SOLO	ASST.	TOTAL
Brooks	98	53	151
Barber	86	25	111
Quarles	68	42	110
Lynch	60	35	95
D. Smith	65	20	85

SACKS	SPECIAL TEAM TACKLES			
Rice	15.0	Ivy		16
Sapp	5.0	Stecker		13
Spires	3.5	Rudd		12
McFarland	2.5	Phillips		12
Wyms	2.0	Wansley		11
Darby	2.0	D. Smith		11
BUCCANEERS	36.0			
OPPONENTS	23.0			

PUNTING	NO.	YDS.	AVG.	NET	TB	IN20	LG	BK
Tupa	83	3,590	43.3	35.9	6	26	60	0
BUCCANEERS	83	3,590	43.3	35.9	6	26	60	0
OPPONENTS	82	3,559	43.4	38.0	10	22	58	1

PUNT RETURNS	RET.	FC	YDS.	AVG.	LONG	TD
Williams	15	10	110	7.3	19	0
Barlow	12	6	58	4.8	17	0
Wansley	8	2	74	9.3	12	0
BUCCANEERS	35	18	242	6.9	19	0
OPPONENTS	39	12	489	12.5	52	0

KICKOFF RETURNS	NO.	YDS.	AVG.	LONG	TD
Stecker	25	520	20.8	44	0
Jones	17	271	15.9	25	0
Barlow	10	221	22.1	32	0
BUCCANEERS	55	1,042	18.9	44	0
OPPONENTS	59	1,393	23.6	90	0

USUAL STARTING LINEUP	OFFENSE:				DEFENSE:			
WR	87	Keenan McCardell	LE	94	Greg Spires			
LT	72	Roman Oben	NT	92	Anthony McFarland			
LG	71	Kerry Jenkins	DT	99	Warren Sapp			
C	76	John Wade	RE	97	Simeon Rice			
RG	60	Cosey Coleman	SLB	56	Ryan Nece			
RT	67	Kenyatta Walker	MLB	53	Shelton Quarles			
TE	85	Ken Dilger	WLB	55	Derrick Brooks			
WR	19	Keyshawn Johnson	LCB	20	Ronde Barber			
QB	14	Brad Johnson	RCB	31	Tim Wansley			
FB	43	Jameel Cook	SS	47	John Lynch			
RB	32	Michael Pittman	FS	26	Dwight Smith			

DATE	W/L	SCORE	OPPONENT	ATT.
9/12	L	10-16	at Washington	90,098
9/19	L	6-10	SEATTLE	65,089
9/26	L	20-30	at Oakland	60,874
10/3	L	13-16	DENVER	65,341
10/10	W	20-17	at New Orleans	64,900
10/18	L	21-28	at St. Louis	66,040
10/24	W	19-7	CHICAGO	65,550
11/7	W	34-31	KANSAS CITY at Atlanta	65,495
11/14	L	14-24	at Atlanta	70,810
11/21	W	35-3	SAN FRANCISCO	65,234
11/28	L	14-21	at Carolina	73,124
12/5	W	27-0	ATLANTA	65,556
12/12	L	24-31	at San Diego	65,858
12/19	L	17-21	NEW ORLEANS	65,075
12/26	L	20-37	CAROLINA	63,580
1/2	L	7-12	at Arizona	31,650

	BUCS	OPP
TOTAL FIRST DOWNS	271	258
Rushing	74	101
Passing	175	131
Penalty	22	26
3rd Down: Made/Att.	75/199 (37.7%)	77/218 (35.3%)
4th Down: Made/Att.	4/6 (66.7%)	3/8 (37.5%)
POSSESSION AVG.	29.43	30.17
TOTAL NET YARDS	4,963	4,552
Avg. Per Game	310.2	284.5
Total Plays	949	961
Avg. Per Play	5.2	4.7
NET YARDS RUSHING	1,489	1,973
Avg. Per Game	93.1	123.3
Total Rushes	393	480
NET YARDS PASSING	3,474	2,579
Avg. Per Game	217.1	161.2
Sacked/Yards Lost	44/299	45/264
Gross Yards	3,773	2,843
Att./Completions	512/340	436/247
Completion Pct.	66.4	56.7
Had Intercepted	18	16
PUNTS/AVERAGE	83/41.8	87/44.4
NET PUNTING AVERAGE	36.8	40.2
PENALTIES/YARDS	117/916	112/897
FUMBLES/FUMBLES LOST	32/18	21/11
TOUCHDOWNS	37	35
Rushing	9	8
Passing	24	21
Returns	4	6

BY QUARTERS	1	2	3	4	OT	TOT
BUCCANEERS	48	101	83	69	0	301
OPPONENTS	68	91	69	76	0	304

SCORING	TD	R	P	RT	PAT	2-PT.	FG	S	PTS
Pittman	10	7	3	0	0-0	0	0-0	0	60
Gramatica	0	0	0	0	21-22	0	11-19	0	54
Clayton	7	0	7	0	0-0	0	0-0	0	42
Galloway	6	0	5	1	0-0	0	0-0	0	36
Taylor	0	0	0	0	11-11	0	4-5	0	23
Dilger	3	0	3	0	0-0	1	0-0	0	20
Alstott	2	2	0	0	0-0	0	0-0	0	12
Barber	2	0	0	2	0-0	0	0-0	0	12
Jurevicius	2	0	2	0	0-0	0	0-0	0	12
BUCCANEERS	37	9	24	4	32-33	1-4	15-24	0	301
OPPONENTS	35	8	21	6	34-35	0-0	20-31	0	304

FIELD GOALS	1-19	20-29	30-39	40-49	50+	LG
Gramatica	0-0	6-7	3-6	1-5	1-1	53
Taylor	0-0	0-0	2-3	1-1	1-1	50
BUCCANEERS	0-0	6-7	5-9	2-6	2-2	53
OPPONENTS	0-0	4-4	5-8	6-8	1-5	50

PASSING	ATT.	CMP.	YDS.	CMP%	YDS/ATT	TD	TD%	INT	INT%	LONG	SK/LOST	RTG
Griese	336	233	2,632	69.3	7.83	20	6.0	12	3.6	68	26/169	97.5
B. Johnson	103	65	674	63.1	6.54	3	2.9	3	2.9	54	8/55	79.5
Simms	73	42	467	57.5	6.40	1	1.4	3	4.1	75t	10/75	64.1
BUCCANEERS	512	340	3,773	66.4	7.37	24	4.7	18	3.5	75t	44/299	89.1
OPPONENTS	436	247	2,843	56.7	6.52	21	4.8	16	3.7	79t	45/264	77.2

RUSHING	NO.	YDS.	AVG.	LONG	TD
Pittman	219	926	4.2	78t	7
Alstott	67	230	3.4	32	2
Garner	30	111	3.7	25	0
Graham	13	73	5.6	13	0
Clayton	5	30	6.0	15	0
Smart	2	26	13.0	25	0

BUCCANEERS	NO.	YDS.	AVG.	LONG	TD
393	1,489	3.8	78t	9	
OPPONENTS	480	1,973	4.1	64t	8

RECEIVING	NO.	YDS.	AVG.	LONG	TD
Clayton	80	1,193	14.9	75t	7
Pittman	41	391	9.5	68	3
Dilger	39	345	8.8	45t	3
Galloway	33	416	12.6	36t	5
Alstott	29	202	7.0	20	0
Jurevicius	27	333	12.3	42t	2
Brown	24	200	8.3	21	1

BUCCANEERS	NO.	YDS.	AVG.	LONG	TD
340	3,773	11.1	75t	24	
OPPONENTS	247	2,843	11.5	79t	21

INTERCEPTIONS	NO.	YDS.	AVG.	LONG	TD
Kelly	4	101	25.3	75	0
Barber	3	23	7.7	23	0
D. Smith	3	13	4.3	13	0
Cox	1	55	55.0	55t	1
Gold	1	31	31.0	31	0
Brooks	1	3	3.0	3	0

BUCCANEERS	NO.	YDS.	AVG.	LONG	TD
16	239	14.9	75	1	
OPPONENTS	18	328	18.2	46t	4

TACKLES	SOLO	ASST.	TOTAL
Brooks	133	39	172
Quarles	91	72	163
Gold	70	50	120
Barber	84	27	111
D. Smith	83	21	104

SACKS	SPECIAL TEAM TACKLES			
Rice	12.0	Burns		23
Spires	8.0	Howell		19
White	6.0	Ivy		17
Ahanotu	3.5	Nece		16
Quarles	3.5	Gooch		15
Barber	3.0	Cooper		11
Brooks	3.0	Allen		8
McFarland	3.0	Barber		6

BUCCANEERS	NO.	YDS.	AVG.	NET	TB	IN20	LG	BK
45.0								
OPPONENTS	44.0							

PUNTING	NO.	YDS.	AVG.	NET	TB	IN20	LG	BK
Bidwell	82	3,472	42.3	36.8	7	23	60	1
BUCCANEERS	83	3,472	41.8	36.8	7	23	60	1
OPPONENTS	87	3,867	44.4	40.2	8	34	81	0

PUNT RETURNS	RET.	FC	YDS.	AVG.	LONG	TD
Galloway	20	8	142	7.1	59t	1
Brown	6	12	48	8.0	14	0
BUCCANEERS	33	22	213	6.5	59t	1
OPPONENTS	31	24	279	9.0	53	0

KICKOFF RETURNS	NO.	YDS.	AVG.	LONG	TD
Cox	33	866	26.2	59	0
Murphy	8	208	26.0	54	0
Smart	8	167	20.9	27	0
BUCCANEERS	60	1,450	24.2	59	0
OPPONENTS	58	1,315	22.7	98t	1

USUAL STARTING LINEUP			
OFFENSE:		DEFENSE:	
WR	80 Michael Clayton	LE	94 Greg Spires
LT	70 Derrick Deese	NT	91 Chartric Darby
LG	78 Matt Stinchcomb	DE	92 Anthony McFarland
C	76 John Wade/79 Sean Mahan	RE	97 Simeon Rice
RG	60 Coasey Coleman	SLB	52 Ian Gold
RT	67 Kenyatta Walker	MLB	53 Shelton Quarles
TE	85 Ken Dilger	WLB	55 Derrick Brooks
WR	84 Joey Galloway	LCB	20 Ronde Barber
QB	8 Brian Griese	RCB	25 Brian Kelly
FB	40 Mike Alstott	SS	26 Dwight Smith
RB	32 Michael Pittman	FS	23 Jermaine Phillips

DATE	W/L	SCORE	OPPONENT	ATT.
9/11	W	24-13	at Minnesota	63,939
9/18	W	19-3	BUFFALO	64,777
9/25	W	17-16	at Green Bay	70,518
10/2	W	17-13	DETROIT	64,994
10/9	L	12-14	at N.Y. Jets	77,852
10/16	W	27-13	MIAMI	65,168
10/30	L	10-15	at San Francisco	63,358
11/6	L	14-34	CAROLINA	65,014
11/13	W	36-35	WASHINGTON	65,421
11/20	W	30-27	at Atlanta	70,794
11/27	L	10-13	CHICAGO	65,506
12/4	W	10-3	at New Orleans	34,411
12/11	W	20-10	at Carolina	73,467
12/17	L	0-28	at New England	68,756
12/24	W	27-24 (ot)	ATLANTA	65,482
1/1	W	27-13	NEW ORLEANS	65,379

**PLAYOFFS**

1/7	L	10-17	WASHINGTON	65,514
-----	---	-------	------------	--------

	BUCS	OPP
<b>TOTAL FIRST DOWNS</b>	268	254
Rushing	83	75
Passing	161	148
Penalty	24	31
3rd Down: Made/Att.	87/221 (39.4%)	75/214 (35.0%)
4th Down: Made/Att.	4/7 (57.1%)	7/18 (38.9%)
<b>POSSESSION AVG.</b>	30:45	29:15
<b>TOTAL NET YARDS</b>	4,716	4,444
Avg. Per Game	294.8	277.8
Total Plays	985	950
Avg. Per Play	4.8	4.7
<b>NET YARDS RUSHING</b>	1,826	1,515
Avg. Per Game	114.1	94.7
Total Rushes	457	438
<b>NET YARDS PASSING</b>	2,890	2,929
Avg. Per Game	180.6	183.1
Sacked/Yards Lost	41/281	36/229
Gross Yards	3,171	3,158
Att./Completions	487/303	476/275
Completion Pct.	62.2	57.8
Had Intercepted	14	17
<b>PUNTS/AVERAGE</b>	90/45.6	80/43.9
<b>NET PUNTING AVERAGE</b>	37.5	36.7
<b>PENALTIES/YARDS</b>	131/1085	108/830
<b>FUMBLES/FUMBLES LOST</b>	16/9	25/13
<b>TOUCHDOWNS</b>	33	28
Rushing	13	10
Passing	17	15
Returns	3	3

BY QUARTERS	1	2	3	4	OT	TOT
<b>BUCCANEERS</b>	64	103	48	82	3	300
<b>OPPONENTS</b>	50	100	57	67	0	274

SCORING	TD	R	P	RT	PAT	2-PT.	FG	S	PTS
M. Bryant	0	0	0	0	31-31	0	21-25	0	94
Galloway	10	0	10	0	0-0	0	0-0	0	60
Alstott	7	6	1	0	0-0	1	0-0	0	44
Williams	6	6	0	0	0-0	0	0-0	0	36
Pittman	2	1	1	0	0-0	0	0-0	0	12
Smith	2	0	2	0	0-0	0	0-0	0	12
<b>BUCCANEERS</b>	33	13	17	3	32-32	1-1	22-27	1	300
<b>OPPONENTS</b>	28	10	15	3	26-27	1-1	26-33	0	274

FIELD GOALS	1-19	20-29	30-39	40-49	50+	LG
Bryant	0-0	2-4	8-8	10-11	1-2	50
France	0-0	1-1	0-0	0-1	0-0	28
<b>BUCCANEERS</b>	0-0	3-5	8-8	10-12	1-2	50
<b>OPPONENTS</b>	0-0	9-10	7-8	8-12	2-3	53

RUSHING	NO	YDS	AVG	LG	TD
Williams	290	1,178	4.1	71t	6
Pittman	70	436	6.2	64	1
Graham	28	83	3.0	16	0
Alstott	34	80	2.4	9	6
Simms	19	31	1.6	10	0
Griese	13	12	0.9	7	0
Galloway	2	4	2.0	4	0
Clayton	1	2	2.0	2	0
<b>BUCCANEERS</b>	457	1,826	4.0	71t	13
<b>OPPONENTS</b>	438	1,515	3.5	31	10

PASSING	ATT.	CMP.	YDS.	CMP%	YDS/ATT	TD	TD%	INT	INT%	LONG	SK/LOST	RTG
Simms	313	191	2,035	61.0	6.50	10	3.2	7	2.2	78t	29/205	81.4
Griese	174	112	1,136	64.4	6.53	7	4.0	7	4.0	80t	12/76	79.6
<b>BUCCANEERS</b>	487	303	3,171	62.2	6.51	17	3.5	14	2.9	80t	41/281	80.7
<b>OPPONENTS</b>	476	275	3,158	57.8	6.63	15	3.2	17	3.6	62	36/229	73.5

RECEIVING	NO	YDS	AVG	LG	TD
Galloway	83	1,287	15.5	80t	10
Smith	41	367	9.0	24	2
Pittman	36	300	8.3	41t	1
Hilliard	35	282	8.1	22	1
Clayton	32	372	11.6	41	0
Alstott	25	222	8.9	24	1
Williams	20	81	4.1	15	0
Becht	16	112	7.0	17	0
Cook	7	43	6.1	11	1
Shepherd	6	103	17.2	46	1
Moore	1	5	5.0	5	0
Simms	1	-3	-3.0	-3	0
<b>BUCCANEERS</b>	303	3,171	10.5	80t	17
<b>OPPONENTS</b>	275	3,158	11.5	62	15

INTERCEPTIONS	NO	YDS	AVG	LG	TD
Barber	5	105	21.0	42	0
Kelly	4	19	4.8	14	0
Allen	3	26	8.7	26	0
Bolden	2	46	23.0	28	0
Jackson	1	21	21.0	21	0
Rice	1	6	6.0	6	0
Brooks	1	0	0.0	0	0
<b>BUCCANEERS</b>	17	223	13.1	42	0
<b>OPPONENTS</b>	14	480	34.3	88t	2

TACKLES	SOLO	ASST.	TOTAL
Quaries	114	82	196
Brooks	110	64	174
Barber	98	22	120
Nece	48	56	104
Phillips	60	25	85

SACKS		SPECIAL TEAM TACKLES	
Rice	14.0	Pearson	25
Spires	4.0	Cook	23
Brooks	3.0	Cox	19
White	3.0	Ruud	18
Barber	2.0	Graham	18
McFarland	2.0	Cooper	16
Nece	2.0	Nece	15
Wyms	2.0	Allen	14

BUCCANEERS	36.0
OPPONENTS	41.0

PUNTING	NO	YDS	AVG	NET	TB	IN20	LG	BK
Bidwell	90	4,101	45.6	37.5	13	24	61	0
<b>BUCCANEERS</b>	90	4,101	45.6	37.5	13	24	61	0
<b>OPPONENTS</b>	80	3,509	43.9	36.7	4	18	62	0

PUNT RETURNS	RET	FC	YDS	AVG	LONG	TD
Jones	51	18	492	9.6	31	0
<b>BUCCANEERS</b>	51	18	492	9.6	31	0
<b>OPPONENTS</b>	49	16	466	9.5	44	0

KICKOFF RETURNS	RET	YDS	AVG	LONG	TD
Cox	24	464	19.3	30	0
Shepherd	20	414	20.7	30	0
Jones	5	95	19.0	24	0
Graham	4	74	18.5	22	0
Pittman	3	85	28.3	37	0
Smith	1	12	12.0	12	0
Alstott	1	2	2.0	2	0
Bradley	1	2	2.0	2	0
<b>BUCCANEERS</b>	59	1,148	19.5	37	0
<b>OPPONENTS</b>	63	1,368	21.7	94t	1

USUAL STARTING LINEUP	OFFENSE:	DEFENSE:	
WR	80 Michael Clayton	LE	94 Greg Spires
LT	69 Anthony Davis	NT	95 Chris Hovan
LG	72 Dan Buening	DT	92 Anthony McFarland
C	76 John Wade	RE	97 Simeon Rice
RG	79 Sean Mahan	SLB	56 Ryan Nece
RT	67 Kenyatta Walker	MLB	53 Shelton Quaries
TE	88 Anthony Becht	WLB	55 Derrick Brooks
WR	84 Joey Galloway	LCB	25 Brian Kelly
QB	2 Chris Simms	RCB	20 Ronde Barber
FB/TE	40 Mike Alstott/	SS	23 Jermaine Phillips
81 Alex Smith	FS	34 Dexter Jackson	
RB	24 Carnell Williams		



2006

DATE	W/L	SCORE	OPPONENT	ATT.
9/10	L	0-27	BALTIMORE	65,087
9/17	L	3-14	at Atlanta	70,828
9/24	L	24-26	CAROLINA	65,423
10/8	L	21-24	at New Orleans	68,183
10/15	W	14-13	CINCINNATI	65,732
10/22	W	23-21	PHILADELPHIA	65,808
10/29	L	3-17	at N.Y. Giants	78,647
11/5	L	14-31	NEW ORLEANS	65,561
11/13	L	10-24	at Carolina	73,573
11/19	W	20-17	WASHINGTON	65,699
11/23	L	10-38	at Dallas	63,183
12/3	L	3-20	at Pittsburgh	59,843
12/10	L	6-17	ATLANTA	65,691
12/17	L	31-34 (ot)	at Chicago	62,260
12/24	W	22-7	at Cleveland	69,603
12/31	L	7-23	SEATTLE	65,660

	BUCS	OPP
TOTAL FIRST DOWNS	237	300
Rushing	82	108
Passing	133	174
Penalty	22	18
3rd Down: Made/Att	82/222 (36.9%)	82/217 (37.8%)
4th Down: Made/Att	4/16 (25.0%)	5/12 (41.7%)
POSSESSION AVG.	28.06	31.54
TOTAL NET YARDS	4,321	5,271
Avg. Per Game	270.1	329.4
Total Plays	972	1,015
Avg. Per Play	4.4	5.2
NET YARDS RUSHING	1,523	1,917
Avg. Per Game	95.2	119.8
Total Rushes	404	497
NET YARDS PASSING	2,798	3,354
Avg. Per Game	174.9	209.6
Sacked/Yards Lost	33/196	25/166
Gross Yards	2,994	3,520
Att./Completions	535/296	493/301
Completion Pct.	55.3	61.1
Had Intercepted	18	11
PUNTS/AVERAGE	93/43.5	81/41.6
NET PUNTING AVG.	93/36.8	81/35.3
PENALTIES/YARDS	87/732	83/658
FUMBLES/BALL LOST	27/14	25/9
TOUCHDOWNS	23	41
Rushing	6	11
Passing	14	26
Returns	3	4

BY QUARTERS	1	2	3	4	OT	TOT
BUCCANEERS	30	53	58	70	0	211
OPPONENTS	82	89	95	84	3	353

SCORING	TD	R	P	RT	PAT	2-PT.	FG	S	PTS
M. Bryant	0	0	0	0	22-23	0	17-22	0	73
Galloway	7	0	7	0	0-0	0	0-0	0	42
Alstott	3	3	0	0	0-0	0	0-0	0	18
Smith	3	0	3	0	0-0	0	0-0	0	18
Barber	2	0	0	2	0-0	0	0-0	0	12
Hilliard	2	0	2	0	0-0	0	0-0	0	12
BUCCANEERS	23	6	14	3	22-23	0	17-22	0	211
OPPONENTS	41	11	26	4	41-41	0	22-30	0	353

FIELD GOALS	1-19	20-29	30-39	40-49	50+	LG
M. Bryant	0-0	8-8	3-3	5-9	1-2	62
BUCCANEERS	0-0	8-8	3-3	5-9	1-2	62
OPPONENTS	0-0	7-7	6-12	6-7	3-4	51

RUSHING	NO	YDS	AVG	LG	TD
C. Williams	225	798	3.5	38	1
Pittman	50	245	4.9	32	1
Alstott	60	171	2.9	17	3
Gradkowski	41	161	3.9	14	0
Graham	11	9	5.4	17	0
Clayton	5	41	8.2	27	0
Stovall	2	29	14.5	18	0
Galloway	2	9	4.5	7	0
BUCCANEERS	404	1,523	3.8	38	6
OPPONENTS	497	1,917	3.9	57	11

PASSING	ATT.	CMP.	YDS.	CMP%	YDS/ATT	TD	TD%	INT	INT%	LONG	SK/LOST	RTG
Gradkowski	328	177	1,661	54.0	5.06	9	2.7	9	2.7	53	25/146	65.9
Simms	106	58	585	54.7	5.52	1	0.9	7	6.6	55	4/32	46.3
Rattay	101	61	748	60.4	7.41	4	4.0	2	2.0	64t	4/18	88.2
BUCCANEERS	535	296	2,994	55.3	5.60	14	2.6	18	3.4	64t	33/196	66.2
OPPONENTS	493	301	3,520	61.1	7.14	26	5.3	11	2.2	52t	25/166	91.0

RECORD: 4-12 HEAD COACH: JON GRUDEN

RECEIVING	NO	YDS	AVG	LG	TD
Galloway	62	1,057	17.0	64t	7
Pittman	47	405	8.6	25	0
Smith	35	250	7.1	27	3
Hilliard	34	339	10.0	44t	2
Clayton	33	356	10.8	27	1
C. Williams	30	196	6.5	21	0
Alstott	21	85	4.0	18	0
Becht	18	115	6.4	13	1
Stovall	7	102	14.6	27	0
Warren	5	63	12.6	26	0
BUCCANEERS	296	2,994	10.1	64t	14
OPPONENTS	301	3,520	11.7	52t	26

INTERCEPTIONS	NO	YDS	AVG	LG	TD
Barber	3	103	34.3	66t	2
Brooks	3	51	17.0	21t	1
Phillips	2	45	22.5	29	0
Buchanon	2	0	0.0	0	0
Bolden	1	27	27.0	27	0
BUCCANEERS	11	226	20.5	66t	3
OPPONENTS	18	280	15.6	60t	1

TACKLES	SOLO	ASST.	TOTAL
Brooks	98	52	150
Quarles	70	66	136
Phillips	87	37	124
Barber	83	25	108
Nece	52	41	93

SACKS	SPECIAL TEAM TACKLES			
Spires	5.0	Cox		20
White	5.0	Graham		20
Wyms	5.0	Adams		19
Quarles	2.5	Cash		17
Hovan	2.0	Mallard		15

BUCCANEERS	25.0
OPPONENTS	33.0

PUNTING	NO	YDS	AVG	NET	TB	IN20	LG	BK
Bidwell	93	4,045	43.5	36.8	7	20	59	0
BUCCANEERS	93	4,045	43.5	36.8	7	20	59	0
OPPONENTS	81	3,373	41.6	35.3	8	25	58	0

PUNT RETURNS	RET	FC	YDS	AVG	LONG	TD
Hilliard	24	3	163	6.8	16	0
Jones	20	4	155	7.8	18	0
Buchanon	6	2	16	2.7	8	0
BUCCANEERS	54	9	353	6.5	18	0
OPPONENTS	50	16	487	9.7	65t	1

KICKOFF RETURNS	RET	YDS	AVG	LONG	TD
Pittman	39	867	22.2	37	0
Cox	18	387	21.5	44	0
BUCCANEERS	61	1,307	21.4	44	0
OPPONENTS	46	846	18.4	34	0

USUAL STARTING LINEUP	DEFENSE:		
WR	80 Michael Clayton	LE	94 Greg Spires
LT	69 Anthony Davis	NT	95 Chris Hovan
LG	79 Sean Mahan/72 Dan Buening	DT	96 Ellis Wyms
RG	76 John Wade	RE	97 Simeon Rice/90 Dewayne White
RT	75 Davin Joseph	OLB	56 Ryan Nece
RE	65 Jeremy Trueblood	MLB	53 Shelton Quarles
TE	88 Anthony Becht	OLB	55 Derrick Brooks
WR	84 Joey Galloway	LCB	21 Juran Bolden
QB	7 Bruce Gradkowski	RCB	20 Ronde Barber
FB	40 Mike Alstott	SS	23 Jermaine Phillips
RB	24 Carnell Williams	FS	26 Will Allen

DATE	W/L	SCORE	OPPONENT	ATT.
9/09	L	6-20	at Seattle	68,044
9/16	W	31-14	NEW ORLEANS	65,178
9/23	W	24-3	ST. LOUIS	65,267
9/30	W	20-7	at Carolina	73,707
10/07	L	14-33	at Indianapolis	57,202
10/14	W	13-10	TENNESSEE	65,347
10/21	L	16-23	at Detroit	60,442
10/28	L	23-24	JACKSONVILLE	65,133
11/04	W	17-10	ARIZONA	65,267
11/18	W	31-7	at Atlanta	69,480
11/25	W	19-13	WASHINGTON	65,596
12/02	W	27-23	at New Orleans	70,009
12/09	L	14-28	at Houston	70,237
12/16	W	37-3	ATLANTA	65,133
12/23	L	19-21	at San Francisco	68,193
12/30	L	23-31	CAROLINA	65,609

PLAYOFFS				
1/6	L	14-24	N.Y. GIANTS	65,621

	BUGS	OPP
TOTAL FIRST DOWNS	281	258
Rushing	98	93
Passing	162	158
Penalty	21	7
3rd Down: Made/Att	82/213 (38.5%)	92/224 (41.1%)
4th Down: Made/Att	5/13 (38.5%)	9/16 (56.3%)

POSSESSION AVG.		
30:27	29:33	
5:22.9	4:45.4	
326.8	278.4	

TOTAL NET YARDS		
Avg. Per Game	975	977
Total Plays	5.4	4.6
Avg. Per Play	187.2	172.6
NET YARDS RUSHING	117.0	107.9
Avg. Per Game	449	454
Total Rushes	3,357	2,728
NET YARDS PASSING	209.8	170.5
Avg. Per Game	36:22.2	33:20.7
Sacked/Yards Lost	3,579	2,935
Gross Yards	490/316	490/297
Att./Completions	64.5	60.6
Completion Pct.	8	16
Had Intercepted	78/43.4	83/43.5
PUNTS/AVERAGE	78/37.2	83/38.3
NET PUNTING AVG.	81/614	86/706
PENALTIES/YARDS	18/12	31/19
FUMBLES/BALL LOST	36	32
TOUCHDOWNS	15	11
Rushing	18	18
Passing	3	3
Returns		

BY QUARTERS	1	2	3	4	OT	TOT
<b>BUCCANEERS</b>	84	109	72	69	0	334
<b>OPPONENTS</b>	51	66	55	98	0	270

SCORING	TD	R	P	RT	PAT	2-PT.	FG	S	PTS
Bryant	0	0	0	0	34/34	0	28/33	0	118
Graham	10	10	0	0	0-0	0	0-0	0	60
Galloway	6	0	6	0	0-0	0	0-0	0	36
Stevens	4	0	4	0	0-0	0	0-0	0	24
A. Smith	3	0	3	0	0-0	0	0-0	0	18
Williams	3	3	0	0	0-0	0	0-0	0	18
<b>BUCCANEERS</b>	36	15	18	3	34/34	0	28/33	0	334
<b>OPPONENTS</b>	32	11	18	3	31/32	0	15/18	1	270

RUSHING		NO	YDS	AVG	LG	TD
Graham	222	898	4.0	28	10	
Pittman	68	286	4.2	29	0	
M. Bennett	41	189	4.6	28	1	
Williams	54	208	3.9	20	3	
McCown	12	117	9.8	31	0	
Garcia	35	116	3.3	21	1	
Clayton	5	22	4.4	20	0	
Gradkowski	7	20	2.9	13	0	
Darby	2	9	4.5	7	0	
Hilliard	1	6	6.0	6	0	
Galloway	1	1	1.0	1	0	
Crockett	1	0	0.0	0	0	
<b>BUCCANEERS</b>	449	1,872	4.2	31	15	
<b>OPPONENTS</b>	454	1,726	3.8	32t	11	

PASSING		ATT.	CMP.	YDS.	CMP%	YDS/ATT	TD	TD%	INT	INT%	LONG	SK/LOST	RTG
Garcia	327	209	2,440	63.9	7.46	13	4.0	4	1.2	69t	19/104	94.6	
McCown	139	94	1,009	67.6	7.26	5	3.6	3	2.2	60	15/104	91.7	
Gradkowski	24	13	130	54.2	5.42	0	0.0	1	4.2	20	2/14	52.4	
<b>BUCCANEERS</b>	490	316	3,579	64.5	7.30	18	3.7	8	1.6	69t	36/222	91.7	
<b>OPPONENTS</b>	490	297	2,935	60.6	5.99	18	3.7	16	3.3	58	33/207	76.2	

RECEIVING		NO	YDS	AVG	LG	TD
Hilliard	62	722	11.6	56	1	
Galloway	57	1014	17.8	69t	6	
Graham	49	324	6.6	21	0	
A. Smith	32	385	12.0	33	3	
Pittman	26	191	7.3	16	0	
Clayton	22	301	13.7	39	4	
Stevens	18	189	10.5	24	0	
Askew	18	175	9.7	22	0	
M. Bennett	5	54	10.8	23t	1	
Stovall	10	86	8.6	13	1	
C. Lucas	5	82	16.4	52	0	
Becht	5	20	4.0	9	2	
Williams	3	17	5.7	8	0	
Darby	2	16	8.0	9	0	
Storer	2	3	1.5	2	0	
<b>BUCCANEERS</b>	316	3,579	11.3	69t	18	
<b>OPPONENTS</b>	297	2,935	9.9	58	18	

INTERCEPTIONS		NO	YDS	AVG	LG	TD
Phillips	4	2	0.5	2	0	
Buchanan	3	22	7.3	19	0	
Barber	2	32	16.0	29t	1	
Jackson	2	26	13.0	26	0	
Ruud	2	7	3.5	5	0	
Kelly	2	0	0.0	0	0	
June	1	0	0.0	0	0	
<b>BUCCANEERS</b>	16	89	5.6	29t	1	
<b>OPPONENTS</b>	8	167	20.9	62	2	

TACKLES		SOLO	ASST.	TOTAL
Ruud	99	70	169	
Brooks	112	50	162	
June	75	45	120	
Phillips	75	45	120	
Haye	86	11	97	
Hovan	78	17	95	

SACKS			SPECIAL TEAM TACKLES		
White	8.0	Pearson			21
Adams	6.0	Stovall			18
Haye	6.0	Black			17
Carter	3.0	Nece			16
Spires	2.0	Allen			15

BUCCANEERS		33.0
OPPONENTS		36.0

PUNTING		NO	YDS	AVG	NET	TB	IN20	LG	BK
Bidwell	77	3,382	43.9	37.2	10	30	61	1	
<b>BUCCANEERS</b>	78	3,382	43.4	37.2	10	30	61	1	
<b>OPPONENTS</b>	83	3,613	43.5	38.3	5	26	76	0	

PUNT RETURNS		RET	FC	YDS	AVG	LONG	TD
Buchanan	16	0	55	3.4	24	0	
Hilliard	15	4	92	6.1	20	0	
Jones	12	6	143	11.9	35	0	
<b>BUCCANEERS</b>	50	13	334	6.7	35	0	
<b>OPPONENTS</b>	38	11	280	7.4	56	0	

KICKOFF RETURNS		RET	YDS	AVG	LONG	TD
Spurlock	16	444	27.8	90t	1	
Jones	10	286	28.6	36	0	
Clayton	8	172	21.5	26	0	
<b>BUCCANEERS</b>	48	1,119	23.3	90t	1	
<b>OPPONENTS</b>	68	1,328	19.5	97t	1	

FIELD GOALS		1-19	20-29	30-39	40-49	50+	LG
Bryant	0/0	11/12	11/11	6/7	0/3		49
<b>BUCCANEERS</b>	0/0	11/12	11/11	6/7	0/3		49
<b>OPPONENTS</b>	1/1	3/3	5/6	6/8	0/0		48

USUAL STARTING LINEUP				DEFENSE:			
WR	19	Ike Hilliard	LE	93	Kevin Carter		
LT	20	Donald Penn	NT	95	Chris Hovan		
LG	78	Aron Sears	DT	71	Jovan Haye		
C	76	John Wade	RE	90	Gaines Adams		
RG	75	Davin Joseph	OLB	59	Cato June		
RT	65	Jeremy Trueblood	MLB	51	Barrett Ruud		
TE	81	Alex Smith	OLB	55	Derrick Brooks		
WR	84	Joey Galloway	LCB	31	Phillip Buchanan		
QB	7	Jeff Garcia	RCB	20	Ronde Barber		
FB	35	B.J. Askew	SS	23	Jermaine Phillips		
RB	34	Earnest Graham	FS	28	Tanard Jackson		

DATE	W/L	SCORE	OPPONENT	ATT.
9/7	L	20-24	at New Orleans	69,881
9/14	W	24-9	ATLANTA	63,611
9/21	W	27-24 (ot)	at Chicago	62,051
9/28	W	30-21	GREEN BAY	64,122
10/5	L	13-16	at Denver	75,480
10/12	W	27-3	CAROLINA	64,211
10/19	W	20-10	SEATTLE	64,811
10/26	L	9-13	at Dallas	63,254
11/2	W	30-27 (ot)	at Kansas City	74,045
11/16	W	19-13	MINNESOTA	65,278
11/23	W	38-20	at Detroit	49,096
11/30	W	23-20	NEW ORLEANS	64,430
12/8	L	23-38	at Carolina	74,113
12/14	L	10-13 (ot)	at Atlanta	65,045
12/21	L	24-41	SAN DIEGO	64,778
12/28	L	24-31	OAKLAND	64,847

	BUCS	OPP
TOTAL FIRST DOWNS	298	259
Rushing	100	87
Passing	184	153
Penalty	14	19
3rd Down: Made/Att	88/229	81/214
3rd Down Pct.	38.4	37.9
4th Down: Made/Att	10/18	5/13
4th Down Pct.	55.6	38.5
POSSESSION AVG.	31:23	28:37
TOTAL NET YARDS	5,456	4,898
Avg. Per Game	341.0	306.1
Total Plays	1,045	945
Avg. Per Play	5.2	5.2
NET YARDS RUSHING	1,837	1,901
Avg. Per Game	114.8	118.8
Total Rushes	451	441
NET YARDS PASSING	3,619	2,997
Avg. Per Game	226.2	187.3
Sacked/Yards Lost	32/169	29/190
Gross Yards	3,788	3,187
Attempts/Completions	562/355	475/276
Completion Pct.	63.2	58.1
Had Intercepted	13	22
PUNTS/AVERAGE	77/44.5	81/43.6
NET PUNTING AVG.	37.6	35.4
PENALTIES/YARDS	95/834	88/660
FUMBLES/BALL LOST	21/13	16/8
TOUCHDOWNS	38	34
Rushing	13	8
Passing	18	23
Returns	7	3

BY QUARTERS	1	2	3	4	OT	TOT
BUCCANEERS	61	112	86	96	6	361
OPPONENTS	77	86	51	106	3	323

SCORING	TD	R	P	RT	PAT	2-PT.	FG	S	PTS
M. Bryant	0	0	0	0	35/36	0	32/38	0	131
A. Bryant	7	0	7	0	0/0	0	0/0	0	42
E. Graham	4	4	0	0	0/0	0	0/0	0	24
I. Hilliard	4	0	4	0	0/0	0	0/0	0	24
C. Williams	4	4	0	0	0/0	0	0/0	0	24
A. Smith	3	0	3	0	0/0	1	0/0	0	20
BUCCANEERS	38	13	18	7	35/36	1	32/38	0	361
OPPONENTS	34	8	23	3	33/33	1	28/30	0	323

RUSHING	NO	YDS	AVG	LG	TD
W. Dunn	186	786	4.2	40	2
E. Graham	132	563	4.3	68t	4
C. Williams	63	233	3.7	28	4
J. Garcia	35	148	4.2	20	1
C. Smith	8	40	5.0	10	0
A. Bryant	2	22	11.0	13	0
L. McCown	3	15	5.0	12	0
B. Askew	7	14	2.0	3	2
M. Bennett	7	12	1.7	4	0
M. Clayton	2	5	2.5	4	0
I. Hilliard	1	0	0.0	0	0
B. Griese	5	-1	-0.2	3	0
BUCCANEERS	451	1,837	4.1	68t	13
OPPONENTS	441	1,901	4.3	67t	8

PASSING	ATT.	CMP.	YDS.	CMP%	YDS/ATT	TD	TD%	INT	INT%	LONG	SKYLOST	RTG
J. Garcia	376	244	2712	64.9	7.21	12	3.2	6	1.6	71t	23/100	90.2
B. Griese	184	110	1073	59.8	5.83	5	2.7	7	3.8	38	9/69	69.4
E. Graham	1	1	3	100.0	3.00	1	100.0	0	0.0	3t	0/0	118.8
L. McCown	1	0	0	0.0	0.00	0	0.0	0	0.0	-	0/0	39.6
BUCCANEERS	562	355	3,788	63.2	6.74	18	3.2	13	2.3	71t	32/169	83.8
OPPONENTS	475	276	3,187	58.1	6.71	23	4.8	22	4.6	84t	29/190	75.3

RECEIVING	NO	YDS	AVG	LG	TD
A. Bryant	83	1,248	15.0	71t	7
I. Hilliard	47	424	9.0	36t	4
W. Dunn	47	330	7.0	36	0
M. Clayton	38	484	12.7	58t	1
J. Stevens	36	397	11.0	31	2
E. Graham	23	174	7.6	24	0
A. Smith	21	250	11.9	34	3
J. Gilmore	15	147	9.8	36	1
J. Galloway	13	138	10.6	22	0
B. Askew	13	66	5.1	18	0
C. Williams	7	43	6.1	25	0
C. Smith	4	24	6.0	13	0
M. Stovall	3	25	8.3	9	0
J. Cook	3	24	8.0	12	0
B. Clark	1	12	12.0	12	0
M. Bennett	1	2	2.0	2	0

BUCCANEERS	355	3,788	10.7	71t	18
OPPONENTS	276	3,187	11.5	84t	23

INTERCEPTIONS	NO	YDS	AVG	LG	TD
R. Barber	4	69	17.3	65t	1
A. Talib	4	32	8.0	19	0
J. Phillips	3	72	24.0	58	0
S. Piscitelli	2	106	53.0	84	0
G. Adams	2	50	25.0	45t	1
P. Buchanon	2	33	16.5	26t	1
B. Ruud	2	10	5.0	10	0
T. Jackson	1	25	25.0	25	0
C. June	1	1	1.0	1	0
D. Brooks	1	-2	-2.0	-2	0

BUCCANEERS	22	396	18.0	84	3
OPPONENTS	13	233	17.9	62t	2

TACKLES	SOLO	ASST.	TOTAL
B. Ruud	130	48	178
D. Brooks	64	47	111
C. June	68	36	104
T. Jackson	68	34	102
R. Barber	70	30	100

SACKS	SPECIAL TEAM TACKLES			
G. Adams	6.5	Q. Black	24	
G. White	5.0	W. Allen	21	
J. Wilkerson	5.0	T. Jackson	18	
K. Carter	4.0	E. Mack	12	
B. Ruud	3.0	A. Hayward	12	

BUCCANEERS	29.0
OPPONENTS	32.0

PUNTING	NO	YDS	AVG	NET	TB	IN20	LG	BK
J. Bidwell	77	3,426	44.5	37.6	7	27	64	0
BUCCANEERS	77	3,426	44.5	37.6	7	27	64	0
OPPONENTS	81	3,528	43.6	35.4	11	15	70	2

PUNT RETURNS	RET	FC	YDS	AVG	LONG	TD
C. Smith	23	4	324	14.1	70t	1
D. Jackson	20	0	97	4.9	19	0
BUCCANEERS	47	11	440	9.4	70t	1
OPPONENTS	39	10	392	10.1	43	0

KICKOFF RETURNS	RET	YDS	AVG	LONG	TD
C. Smith	36	992	27.6	97t	1
D. Jackson	14	327	23.4	45	0
BUCCANEERS	60	1,486	24.8	97t	1
OPPONENTS	74	1,542	20.8	61	0

FIELD GOALS	1-19	20-29	30-39	40-49	50+	LG
M. Bryant	0/0	12/12	15/15	5/8	0/3	49
BUCCANEERS	0/0	12/12	15/15	5/8	0/3	49
OPPONENTS	0/0	10/10	8/9	8/9	2/2	57

USUAL STARTING LINEUP	OFFENSE:	DEFENSE:	
WR	80 Michael Clayton	LE	93 Kevin Carter
LT	70 Donald Penn	NT	95 Chris Hovan
LG	78 Arron Sears	DT	71 Jovan Haye
C	52 Jeff Faine	RE	90 Gaines Adams
RG	75 Davin Joseph	OLB	59 Cato June
RT	65 Jeremy Trueblood	MLB	51 Barrett Ruud
TE	81 Alex Smith	OLB	55 Derrick Brooks
WR	88 John Gilmore	LCB	31 Phillip Buchanon
TE	89 Antonio Bryant	RCB	20 Ronde Barber
QB	7 Jeff Garcia	SS	23 Jermaine Phillips
RB	34 Earnest Graham	FS	36 Tanard Jackson

DATE	W/L	SCORE	OPPONENT	ATT.
9/13	L	21-34	DALLAS	63,806
9/20	L	20-33	at Buffalo	70,318
9/27	L	0-24	N.Y. GIANTS	63,689
10/4	L	13-16	at Washington	86,412
10/11	L	14-33	at Philadelphia	69,144
10/18	L	21-28	CAROLINA	62,422
10/25	L	7-35	NEW ENGLAND (London)	84,254
11/8	W	38-28	Green Bay	62,994
11/15	L	23-25	at Miami	66,085
11/22	L	7-38	New Orleans	62,720
11/29	L	17-20	at Atlanta	67,029
12/6	L	6-16	at Carolina	72,455
12/13	L	3-26	N.Y. Jets	62,731
12/20	W	24-7	at Seattle	67,011
12/27	W	20-17 (ot)	at New Orleans	70,021
1/3	L	10-20	Atlanta	62,578

	BUCS	OPP
TOTAL FIRST DOWNS	246	324
Rushing	80	129
Passing	148	171
Penalty	18	24
3rd Down: Made/Att	71/218 (32.6%)	86/214 (40.2%)
4th Down: Made/Att	9/22 (40.9%)	9/15 (60.0%)
POSSESSION AVG.	28:31	31:29
TOTAL NET YARDS	4,600	5,849
Avg. Per Game	287.5	365.6
Total Plays	961	1039
Avg. Per Play	4.8	5.6
NET YARDS RUSHING	1,627	2,531
Avg. Per Game	101.7	158.2
Total Rushes	404	529
NET YARDS PASSING	2,973	3,318
Avg. Per Game	185.8	207.4
Sacked/Yards Lost	33/161	28/166
Gross Yards	3,134	3,484
Attempts/Completions	524/279	482/301
Completion Pct.	53.2%	62.4%
Had Intercepted	29	19
PUNTS/AVERAGE	87/41.7	72/42.8
NET PUNTING AVG.	36.3	35.3
PENALTIES/YARDS	93/696	80/731
FUMBLES/BALL LOST	25/5	18/10
TOUCHDOWNS	28	46
Rushing	5	16
Passing	18	28
Returns	5	2

BY QUARTERS	1	2	3	4	OT	TOT
BUCCANEERS	34	73	38	96	3	244
OPPONENTS	108	118	74	100	0	400

SCORING	TD	R	P	RT	PAT	2-PT.	FG	S	PTS
C. Barth	0	0	0	0	12/12	0	14/19	0	54
C. Williams	7	4	3	0	0/0	0	0/0	0	42
K. Winslow	5	0	5	0	0/0	0	0/0	0	30
A. Bryant	4	0	4	0	0/0	0	0/0	0	24
D. Ward	3	1	2	0	0/0	0	0/0	0	18
S. Stroughter	2	0	1	1	0/0	0	0/0	0	12
T. Jackson	2	0	0	2	0/0	0	0/0	0	12
M. Nugent	0	0	0	0	6/6	0	2/6	0	12
BUCCANEERS	28	5	18	5	24/24	2	16/26	0	244
OPPONENTS	46	16	28	2	44/46	0	26/32	1	400

FIELD GOALS	1-19	20-29	30-39	40-49	50+	LG
C. Barth	0/0	2/2	4/6	5/7	3/4	54
M. Nugent	0/0	1/1	1/2	0/3	0/0	37
S. Andrus	0/0	0/0	0/0	0/1	0/0	-
BUCCANEERS	0/0	3/3	5/8	5/11	3/4	54
OPPONENTS	0/0	9/10	6/7	10/13	1/2	51

RUSHING	NO	YDS	AVG	LG	TD
C. Williams	211	823	3.9	35	4
D. Ward	114	409	3.6	28	1
J. Freeman	30	161	5.4	20	0
J. Johnson	22	148	6.7	29	0
E. Graham	14	66	4.7	17	0
C. Smith	4	7	1.8	4	0
K. Winslow	1	7	7.0	7	0
B. Leftwich	6	6	1.0	4	0
BUCCANEERS	404	1,627	4.0	35	5
OPPONENTS	529	2,531	4.8	45	16

PASSING	ATT.	CMP.	YDS.	CMP%	YDS/ATT
J. Freeman	290	158	1,855	54.5%	6.4
J. Johnson	125	63	685	50.4%	5.5
B. Leftwich	107	58	594	54.2%	5.6
M. Clayton	1	0	0	0.0%	0.0
D. Johnson	1	0	0	0.0%	0.0
BUCCANEERS	524	279	3,134	53.2%	6.0
OPPONENTS	482	301	3,484	62.4%	7.2

RECEIVING	NO	YDS	AVG	LG	TD
K. Winslow	77	884	11.5	42t	5
A. Bryant	39	600	15.4	42t	4
S. Stroughter	31	334	10.8	35	1
C. Williams	28	217	7.8	22t	3
M. Stovall	24	366	15.3	38	1
D. Ward	20	150	7.5	38	2
M. Clayton	16	230	14.4	47	1
J. Stevens	15	130	8.7	17	1
E. Graham	14	109	7.8	16	0
B. Clark	6	65	10.8	17	0
J. Gilmore	3	23	7.7	9	0
C. Smith	2	4	2.0	3	0
B. Askew	2	3	1.5	4	0
D. Penn	1	15	15.0	15	0
C. Pressley	1	2	2.0	2	0
J. Freeman	0	1	0	1	0
J. Zuttah	0	1	0	1	0

BUCCANEERS	279	3,134	11.2	47	18
OPPONENTS	301	3,484	11.6	80t	28

INTERCEPTIONS	NO	YDS	AVG	LG	TD
A. Talib	5	99	19.8	32	0
T. Jackson	5	86	17.2	35t	2
E. Mack	3	36	12.0	36	0
G. Hayes	2	21	10.5	20	0
S. Piscitelli	2	7	3.5	4	0
B. Ruud	1	23	23.0	21	0
Q. Black	1	3	3.0	3	0

BUCCANEERS	19	275	14.5	36	2
OPPONENTS	29	492	17.0	76t	2

TACKLES	SOLO	ASST.	TOTAL
B. Ruud	122	83	205
G. Hayes	90	46	136
R. Barber	67	26	93
Q. Black	58	35	93
S. Piscitelli	71	20	91

SACKS		SPECIAL TEAM TACKLES
S. White	6.5	N. Koutouvides 18
J. Wilkerson	6.0	T. Cox 17
T. Crowder	3.5	A. Hayward 15
G. Hayes	3.0	Q. Black 14
R. Barber	2.0	B. Clark 13
R. Miller	2.0	M. Stovall 8

BUCCANEERS	28.0
OPPONENTS	33.0

PUNTING	NO	YDS	AVG	NET	TB	IN20	LG	BK
D. Johnson	62	2,558	41.3	36.7	3	16	63	0
S. Paulescu	24	1,022	42.6	35.5	5	8	61	0
C. Barth	1	46	46.0	28.0	0	0	46	0
BUCCANEERS	87	3,626	41.7	36.3	8	24	63	0
OPPONENTS	70	3,083	42.8	35.3	4	22	63	2

PUNT RETURNS	RET	FC	YDS	AVG	LONG	TD
C. Smith	23	8	232	10.1	21	0
S. Stroughter	12	0	119	9.9	33	0
M. Spurlock	3	0	90	30.0	77t	1
BUCCANEERS	40	10	462	11.6	77t	1
OPPONENTS	38	17	311	8.2	34	0

KICKOFF RETURNS	RET	YDS	AVG	LONG	TD
C. Smith	31	902	29.1	83	0
S. Stroughter	11	324	29.5	97t	1
M. Spurlock	8	170	21.3	32	0
BUCCANEERS	62	1,630	26.3	97t	1
OPPONENTS	46	878	19.1	37	0

USUAL STARTING LINEUP	DEFENSE:		
WR	80 Michael Clayton	LE	97 Jimmy Wilkerson
LT	70 Donald Penn	DT	95 Chris Hovan
LG	76 Jeremy Zuttah	DT	98 Ryan Sims
C	52 Jeff Faine	RE	91 Stylez G. White
RG	75 Davin Joseph	OLB	58 Quincy Black
TE	65 Jeremy Trueblood	MLB	51 Barrett Black
RT	82 Kellen Winslow	OLB	54 Geno Hayes
WE	86 Jerramy Stevens	LCB	25 Acib Talib
WR	89 Antonio Bryant	RCB	20 Ronde Barber
QB	5 Josh Freeman	SS	21 Sabby Piscitelli
RB	24 Carnell Williams	FS	36 Tanard Jackson

TD	3%	INT	INT%	LONG	SK/LOST	RTG
10	3.4%	18	6.2%	42t	20/102	59.8
4	3.2%	8	6.4%	35	11/59	50.9
4	2.7%	3	2.8%	47	2/0	71.2
0	0.0%	0	0.0%	0	0/0	39.6
0	0.0%	0	0.0%	0	0/0	39.6
18	3.4%	29	5.5%	47	33/161	59.8
28	5.8%	19	3.9%	80t	28/166	87.2

DATE	W/L	SCORE	OPPONENT	ATT.
9/12	W	17-14	CLEVELAND	47,211
9/19	W	20-7	at Carolina	72,577
9/26	L	13-38	PITTSBURGH	61,036
10/10	W	24-21	at Cincinnati	63,888
10/17	L	6-31	NEW ORLEANS	51,759
10/24	W	18-17	ST. LOUIS	42,020
10/31	W	38-35	at Arizona	61,857
11/7	L	21-27	at Atlanta	67,266
11/14	W	31-16	CAROLINA	44,264
11/21	W	21-0	at San Francisco	69,732
11/28	L	10-17	at Baltimore	70,989
12/5	L	24-28	ATLANTA	53,955
12/12	W	17-16	at Washington	66,124
12/19	L	20-23 (ot)	DETROIT	47,692
12/26	W	38-15	SEATTLE	46,576
1/2	W	23-13	at New Orleans	70,068

	BUCS	OPP
TOTAL FIRST DOWNS	288	307
Rushing	97	118
Passing	172	171
Penalty	19	18
3rd Down: Made/Att	89/211 (42.2%)	92/213 (43.2%)
4th Down: Made/Att	10/14 (71.4%)	9/17 (52.9%)
POSSESSION AVG.	30.39	29.21
TOTAL NET YARDS	5,362	5,323
Avg. Per Game	335.1	332.7
Total Plays	955	991
Avg. Per Play	5.6	5.4
NET YARDS RUSHING	2,001	2,107
Avg. Per Game	125.1	131.7
Total Rushes	431	444
NET YARDS PASSING	3,361	3,216
Avg. Per Game	210.1	201.0
Sacked/Yards Lost	30/203	26/143
Gross Yards	3,564	3,359
Attempts/Completions	494/306	521/307
Completion Pct.	61.9%	58.9%
Had Intercepted	6	19
PUNTS/AVERAGE	76/40.2	72/40.5
NET PUNTING AVG.	35.5	35.9
PENALTIES/YARDS	100/837	79/676
FUMBLES/BALL LOST	24/13	17/9
TOUCHDOWNS	39	38
Rushing	9	12
Passing	26	23
Returns	4	3

BY QUARTERS	1	2	3	4	OT	TOT
BUCCANEERS	43	127	70	101	0	341
OPPONENTS	73	126	53	63	3	318

SCORING	TD	R	P	RT	PAT	2-PT.	FG	S	PTS
C. Barth	0	0	0	0	36/36	0	23/28	0	105
M. Williams	11	0	11	0	0/0	0	0/0	0	66
L. Blount	6	6	0	0	0/0	0	0/0	0	36
K. Winslow	5	0	5	0	0/0	0	0/0	0	30
C. Williams	3	2	1	0	0/0	0	0/0	0	18
M. Spurlock	3	0	2	1	0/0	0	0/0	0	18
A. Benn	2	0	2	0	0/0	0	0/0	0	12
E. Graham	2	1	1	0	0/0	0	0/0	0	12
BUCCANEERS	39	9	26	4	36/36	1	23/28	0	341
OPPONENTS	38	12	23	3	35/35	2	17/21	0	318

FIELD GOALS	1-19	20-29	30-39	40-49	50+	LG
C. Barth	0/0	6/6	10/10	6/10	1/2	53
BUCCANEERS	0/0	6/6	10/10	6/10	1/2	53
OPPONENTS	0/0	6/7	5/7	6/6	0/1	48

RUSHING	NO	YDS	AVG	LG	TD
L. Blount	201	1,007	5.0	53	6
C. Williams	125	437	3.5	45t	2
J. Freeman	68	364	5.4	33	0
E. Graham	20	99	5.0	61	1
J. Johnson	4	39	9.8	14	0
A. Benn	6	35	5.8	17	0
K. Huggins	4	11	2.8	7	0
P. Parker	1	7	7.0	7	0
S. Stroughter	1	2	2.0	2	0
K. Lumpkin	1	0	0.0	0	0
BUCCANEERS	431	2,001	4.6	61	9
OPPONENTS	444	2,107	4.7	54	12

PASSING	ATT.	CMP.	YDS.	CMP%	YDS/ATT	TD	TD%	INT	INT%	LONG	SK/LOST	RTG
J. Freeman	474	291	3,451	61.4%	7.3	25	5.3%	6	1.3%	64	28/195	95.9
J. Johnson	16	14	111	87.5%	6.9	0	0.0%	0	0.0%	22	2/8	95.6
E. Graham	1	1	2	100.0%	2.0	1	100.0%	0	0.0%	2t	0/0	118.8
M. Spurlock	3	0	0	0.0%	0.0	0	0.0%	0	0.0%	0	0/0	39.6
BUCCANEERS	494	306	3,564	61.9%	7.2	26	5.3%	6	1.2%	64	30/203	96.2
OPPONENTS	521	307	3,359	58.9%	6.4	23	4.4%	19	3.6%	65	26/143	77.6

RECEIVING	NO	YDS	AVG	LG	TD
K. Winslow	66	730	11.1	41t	5
M. Williams	65	964	14.8	58t	11
C. Williams	46	355	7.7	20	1
A. Benn	25	395	15.8	64	2
S. Stroughter	24	239	10.0	27	0
M. Spurlock	17	250	14.7	43	2
E. Graham	16	130	8.1	46	1
J. Gilmore	13	160	12.3	30	1
M. Stovall	7	81	11.6	38	1
D. Briscoe	6	93	15.5	54	1
R. Purvis	5	38	7.6	12	0
L. Blount	5	14	2.8	7	0
P. Parker	4	42	10.5	21	0
J. Stevens	3	43	14.3	22	0
K. Lumpkin	1	12	12.0	12	0
E. Lorig	1	10	10.0	10	0
K. Huggins	1	7	7.0	7	0
D. Penn	1	1	1.0	1t	1
BUCCANEERS	306	3,564	11.6	64	26
OPPONENTS	307	3,359	10.9	65t	23

INTERCEPTIONS	NO	YDS	AVG	LG	TD
A. Talib	6	91	15.2	45t	1
R. Barber	3	98	32.7	64	0
C. Grimm	2	24	12.0	13	1
S. Jones	1	45	45.0	31	0
G. Hayes	1	41	41.0	41t	1
S. Piscitelli	1	31	31.0	31	0
Q. Black	1	4	4.0	4	0
L. Asante	1	4	4.0	4	0
B. Ruud	1	1	1.0	1	0
C. Lynch	1	0	0.0	0	0
E. Biggers	1	0	0.0	0	0
BUCCANEERS	19	339	17.8	64	3
OPPONENTS	6	153	25.5	79t	1

TACKLES	SOLO	ASST.	TOTAL
B. Ruud	98	63	161
G. Hayes	78	26	104
R. Barber	88	14	102
S. Jones	66	23	89
Q. Black	52	36	88

SACKS	SPECIAL TEAM TACKLES		
S. White	4.5	A. Hayward	20
G. Hayes	4.0	D. Watson	19
T. Crowder	3.0	C. Lynch	18
G. McCoy	3.0	N. Koutouvides	14
BUCCANEERS	26.0		
OPPONENTS	30.0		

PUNTING	NO	YDS	AVG	NET	TB	IN20	LG	BK
R. Malone	52	2,160	41.5	36.5	5	17	64	0
C. Bryan	23	860	37.4	34.3	0	7	57	0
C. Barth	1	33	33.0	13.0	1	0	33	0
BUCCANEERS	76	3,053	40.2	35.5	6	24	64	0
OPPONENTS	72	2,917	40.5	35.9	7	25	72	0

PUNT RETURNS	RET	FC	YDS	AVG	LONG	TD
M. Spurlock	28	16	193	6.9	23	0
BUCCANEERS	30	16	193	6.4	23	0
OPPONENTS	32	17	232	7.3	37	0

KICKOFF RETURNS	RET	YDS	AVG	LONG	TD
M. Spurlock	44	1129	25.7	89t	1
P. Parker	10	178	17.8	37	0
S. Stroughter	3	79	26.3	30	0
BUCCANEERS	57	1,386	24.3	89t	1
OPPONENTS	75	1,554	20.7	102t	1

USUAL STARTING LINEUP	OFFENSE:	DEFENSE:	
WR	19 Mike Williams	LE	96 Tim Crowder
LT	70 Donald Penn	DT	93 Gerald McCoy
LG	62 Ted Larsen	DT	90 Roy Miller
C	52 Jeff Faine	RE	91 Stylez G. White
RG	75 Davin Joseph	OLB	58 Quincy Black
RT	77 James Lee	MLB	51 Barrett Ruud
TE	82 Kellen Winslow	OLB	54 Geno Hayes
TE	88 John Gilmore	LCB	25 Aqib Talib
WR	17 Arrelious Benn	RCB	20 Ronde Barber
QB	5 Josh Freeman	SS	26 Sean Jones
RB	24 Carnell Williams	FS	35 Cody Grimm

DATE	W/L	SCORE	OPPONENT	ATT.
9/11	L	20-27	DETROIT	51,274
9/18	W	24-20	at Minnesota	62,461
9/25	W	16-13	ATLANTA	46,995
10/3	W	24-17	INDIANAPOLIS	63,972
10/9	L	3-48	at San Francisco	69,732
10/16	W	26-20	NEW ORLEANS	56,980
10/23	L	18-24	CHICAGO	76,981
11/6	L	16-27	at New Orleans	73,043
11/13	L	9-37	HOUSTON	56,037
11/20	L	26-35	at Green Bay	70,498
11/27	L	17-23	at Tennessee	69,143
12/4	L	19-38	CAROLINA	56,270
12/11	L	14-41	at Jacksonville	62,562
12/17	L	15-31	DALLAS	65,162
12/24	L	16-48	at Carolina	70,363
1/1	L	24-45	at Atlanta	68,167

	BUCS	OPP
TOTAL FIRST DOWNS	277	356
Rushing	74	135
Passing	180	188
Penalty	23	33
3rd Down: Made/Att	76/206 (36.9%)	73/185 (39.5%)
4th Down: Made/Att	8/21 (38.1%)	9/13 (69.2%)
POSSESSION AVG.	29.01	30.59
TOTAL NET YARDS	5,108	6,311
Avg. Per Game	319.3	394.4
Total Plays	966	1,002
Avg. Per Play	5.3	6.3
NET YARDS RUSHING	1,458	2,497
Avg. Per Game	91.1	156.1
Total Rushes	346	498
NET YARDS PASSING	3,650	3,814
Avg. Per Game	228.1	238.4
Sacked/Yards Lost	32/188	23/148
Gross Yards	3,838	3,962
Attempts/Completions	588/365	481/301
Completion Pct.	62.1%	62.6%
Had Intercepted	24	14
PUNTS/AVERAGE	67/45.1	58/43.4
NET PUNTING AVG.	40.3	37.7
PENALTIES/YARDS	123/1,007	95/786
FUMBLES/BALL LOST	30/16	21/10
TOUCHDOWNS	30	61
Rushing	9	26
Passing	17	30
Returns	4	5

BY QUARTERS	1	2	3	4	OT	TOT
BUCCANEERS	34	96	65	92	0	287
OPPONENTS	126	178	86	104	0	494

SCORING	TD	R	P	RT	PAT	2-PT.	FG	S	PTS
C. Barth	0	0	0	0	23-23	0	26-28	0	101
D. Briscoe	6	0	6	0	0-0	0	0-0	0	36
L. Blount	5	5	0	0	0-0	0	0-0	0	30
J. Freeman	4	4	0	0	0-0	0	0-0	0	24
A. Benn	3	0	3	0	0-0	0	0-0	0	18
P. Parker	3	0	3	0	0-0	0	0-0	0	18
M. Williams	3	0	3	0	0-0	0	0-0	0	18
K. Winslow	2	0	2	0	0-0	2	0-0	0	16
A. Talib	2	0	0	2	0-0	0	0-0	0	12
E. Mack	1	0	0	1	0-0	0	0-0	0	6
D. Watson	1	0	0	1	0-0	0	0-0	0	6
R. Barber	0	0	0	0	0-0	0	0-0	1	2
BUCCANEERS	30	9	17	4	23-23	2-7	26-28	1	287
OPPONENTS	61	26	30	5	59-60	0-1	23-29	0	494

RUSHING	NO	YDS	AVG	LG	TD
L. Blount	184	781	4.2	54t	5
J. Freeman	55	238	4.3	25	4
E. Graham	37	206	5.6	34	0
K. Lumpkin	31	105	3.4	19	0
J. Johnson	11	67	6.1	14	0
M. Madu	15	55	3.7	15	0
A. Bradford	5	13	2.6	4	0
M. Williams	1	3	3.0	3	0
P. Parker	1	-3	-3.0	-3	0
A. Benn	6	-7	-1.2	9	0
BUCCANEERS	346	1,458	4.2	54t	9
OPPONENTS	498	2,497	5.0	81t	26

PASSING	ATT.	CMP.	YDS.	CMP%	YDS/ATT	TD	TD%	INT	INT%	LONG	SK/LOST	RTG
J. Freeman	551	346	3592	62.8%	6.5	16	2.9%	22	4.0%	65t	29/164	74.6
J. Johnson	36	19	246	52.8%	6.8	1	2.8%	2	5.6%	42	3/24	69.7
M. Spurlock	1	0	0	0.0%	0.0	0	0.0%	0	0.0%	0	0/0	30.6
BUCCANEERS	588	365	3838	62.1%	6.5	17	2.9%	24	4.1%	65t	32/188	73.7
OPPONENTS	481	301	3962	62.6%	8.2	30	6.2%	14	2.9%	91t	23/148	97.2

RECEIVING	NO	YDS	AVG	LG	TD
K. Winslow	75	763	10.2	37	2
M. Williams	65	771	11.9	42	3
K. Lumpkin	41	291	7.1	16	0
P. Parker	40	554	13.9	51	3
D. Briscoe	35	387	11.1	46	6
A. Benn	30	441	14.7	65t	3
E. Graham	26	163	6.3	19	0
L. Blount	15	148	9.9	35	0
L. Stocker	12	92	7.7	24	0
M. Madu	10	72	7.2	15	0
E. Lorig	6	53	8.8	22	0
S. Stroughter	4	52	13.0	29	0
Z. Pinalto	4	40	10.0	15	0
M. Spurlock	2	13	6.5	7	0
BUCCANEERS	365	3,838	10.5	65t	17
OPPONENTS	301	3,962	13.2	91t	30

INTERCEPTIONS	NO	YDS	AVG	LG	TD
R. Barber	3	12	4.0	12	0
T. Jackson	2	59	29.5	43	0
A. Talib	2	55	27.5	28t	2
E. Mack	2	47	23.5	40t	1
C. Lynch	1	14	14.0	14	0
G. Hayes	1	8	8.0	8	0
E. Biggers	1	0	0.0	0	0
M. Foster	1	0	0.0	0	0
Q. Black	1	0	0.0	0	0
BUCCANEERS	14	195	13.9	43	3
OPPONENTS	24	266	11.1	32	2

TACKLES	SOLO	ASST.	TOTAL
M. Foster	74	52	126
S. Jones	78	14	92
G. Hayes	56	30	86
R. Barber	70	7	77
Q. Black	52	23	75

SACKS	SPECIAL TEAM TACKLES		
A. Clayborn	7.5	A. Hayward	10
M. Bennett	4.0	C. Lynch	7
B. Price	3.0	E. Biggers	7
M. Foster	2.0	D. Watson	6
D. Bowers	1.5	E. Lorig	6

BUCCANEERS	23.0
OPPONENTS	32.0

PUNTING	NO	YDS	AVG	NET	TB	IN20	LG	BK
M. Koenen	67	3,023	45.1	40.3	3	24	65	0
BUCCANEERS	67	3,023	45.1	40.3	3	24	65	0
OPPONENTS	58	2,518	43.4	37.7	5	17	63	0

PUNT RETURNS	RET	FC	YDS	AVG	LONG	TD
P. Parker	23	13	210	9.1	34	0
M. Spurlock	6	1	21	3.5	15	0
BUCCANEERS	29	14	231	8.0	34	0
OPPONENTS	36	14	266	7.4	55	0

KICKOFF RETURNS	RET	YDS	AVG	LONG	TD
S. Stroughter	20	540	27.0	78	0
P. Parker	20	439	22.0	45	0
M. Spurlock	2	33	16.5	21	0
D. Briscoe	1	12	12.0	12	0
BUCCANEERS	46	1,024	22.3	78	0
OPPONENTS	25	570	22.8	84t	1

FIELD GOALS	1-19	20-29	30-39	40-49	50+	LG
C. Barth	0/0	5/5	6/6	13/14	2/3	55
BUCCANEERS	0/0	5/5	6/6	13/14	2/3	53
OPPONENTS	1/1	12/13	7/8	2/6	1/1	52

USUAL STARTING LINEUP	OFFENSE:	DEFENSE:	
WR	19 Mike Williams	LE	71 Michael Bennett
LT	70 Donald Penn	DT	93 Gerald McCoy
LG	76 Jeremy Zuttah	DT	92 Brian Price
C	52 Jeff Faine	RE	94 Adrian Clayborn
RG	75 Davin Joseph	OLB	58 Quincy Black
RT	65 Jeremy Trueblood	MLB	59 Mason Foster
TE	82 Kellen Winslow	OLB	54 Geno Hayes
TE	88 Luke Stocker	LCB	25 Aqib Talib
WR	17 Arrelious Benn	RCB	20 Ronde Barber
QB	5 Josh Freeman	SS	26 Sean Jones
RB	27 LeGarrette Blount	FS	36 Tanard Jackson



DATE	W/L	SCORE	OPPONENT	ATT.
9/9	W	16-10	CAROLINA	51,533
9/16	L	34-41	at N.Y. Giants	76,964
9/23	L	10-16	at Dallas	81,984
9/30	L	22-24	WASHINGTON	58,191
10/14	W	38-10	KANSAS CITY	46,500
10/21	L	28-35	NEW ORLEANS	58,906
10/25	W	36-17	at Minnesota	60,860
11/4	W	42-32	at Oakland	52,055
11/11	W	34-24	SAN DIEGO	54,813
11/18	W	27-21	at Carolina (OT)	72,603
11/25	L	23-24	ATLANTA	54,400
12/2	L	23-31	at Denver	76,432
12/9	L	21-23	PHILADELPHIA	64,941
12/16	L	0-41	at New Orleans	73,096
12/23	L	13-28	ST. LOUIS	51,535
12/30	W	22-17	at Atlanta	69,644

	BUCS	OPP
TOTAL FIRST DOWNS	301	329
Rushing	89	75
Passing	188	226
Penalty	24	28
3rd Down: Made/Att.	76/212 (35.8%)	88/219 (40.2%)
4th Down: Made/Att.	7/17 (41.2%)	6/14 (42.9%)

	BUCS	OPP
POSSESSION AVG.	30:11	29:49
TOTAL NET YARDS	5820	6078
Avg. Per Game	363.8	379.9
Total Plays	1,008	1,031
Avg. Per Play	5.8	5.9
NET YARDS RUSHING	1,837	1,320
Avg. Per Game	114.8	82.5
Total Rushes	416	377
NET YARDS PASSING	3,983	4,758
Avg. Per Game	248.9	297.4

Sacked/Yards Lost	26/161	27/193
Gross Yards	4,144	4,951
Att./Completions	566/311	627/410
Completion Pct.	54.9	65.4
Had Intercepted	17	18
PUNTS/AVERAGE	77/44.7	79/45.1
NET PUNTING AVERAGE	37.4	40.0
PENALTIES/YARDS	101/819	103/851
FUMBLES/FUMBLES LOST	16/6	16/8
TOUCHDOWNS	44	48
Rushing	13	13
Passing	27	30
Returns	4	5

BY QUARTERS	1	2	3	4	OT	TOT
BUCCANEERS	94	77	88	124	6	389
OPPONENTS	71	127	73	123	0	394

SCORING	TD	R	P	RT	PAT	2-PT.	FG	S	PTS
C. Barth	0	0	0	0	39-39	0	28-33	0	123
D. Martin	12	11	1	0	0-0	0	0-0	0	72
M. Williams	9	0	9	0	0-0	0	0-0	0	54
V. Jackson	8	0	8	0	0-0	1	0-0	0	50
D. Clark	4	0	4	0	0-0	0	0-0	0	24
L. Blount	2	2	0	0	0-0	0	0-0	0	12
T. Underwood	2	0	2	0	0-0	0	0-0	0	12
R. Barber	1	0	0	1	0-0	0	0-0	0	6
N. Byham	1	0	0	1	0-0	0	0-0	0	6
A. Hayward	1	0	0	1	0-0	0	0-0	0	6
L. Johnson	1	0	0	1	0-0	0	0-0	0	6
E. Lorig	1	0	1	0	0-0	0	0-0	0	6
L. Stocker	1	0	1	0	0-0	0	0-0	0	6
E. Wright	1	0	0	1	0-0	0	0-0	0	6

BUCCANEERS	44	13	27	4	39-39	1-4	28-33	0	389
OPPONENTS	48	13	30	5	45-45	2-3	19-28	0	394

RUSHING	NO	YDS	AVG	LG	TD
D. Martin	319	1,454	4.6	70t	11
L. Blount	41	151	3.7	35	2
J. Freeman	39	139	3.6	13	0
D. Ware	11	51	4.6	17	0
K. Tandy	1	18	18.0	18	0
A. Benn	3	16	5.3	9	0
P. Parker	1	7	7.0	7	0
T. Underwood	1	1	1.0	1	0
BUCCANEERS	416	1,837	4.4	70t	13
OPPONENTS	377	1,320	3.5	64t	13

PASSING	ATT.	CMP.	YDS.	CMP%	YDS/ATT	TD	TD%	INT	INT%	LONG	SK/LOST	RTG
Freeman	558	306	4,065	54.8	7.28	27	4.8	17	3.0	95	26/161	81.6
Orlovsky	7	4	51	57.1	7.29	0	0.0	0	0.0	24	0/0	80.1
Williams	1	1	28	100.0	28.00	0	0.0	0	0.0	28	0/0	118.8
BUCCANEERS	566	311	4,144	54.9	7.32	27	4.8	17	3.0	95	26/161	81.8
OPPONENTS	627	410	4,951	65.4	7.90	30	4.8	18	2.9	80t	27/193	93.5

RECEIVING	NO	YDS	AVG	LG	TD
Jackson	72	1,384	19.2	95	8
Williams	63	996	15.8	65	9
Martin	49	472	9.6	64t	1
Clark	47	435	9.3	33	4
Underwood	28	425	15.2	62	2
Stocker	16	165	10.3	33	1
Ware	14	100	7.1	23	0
Lorig	12	83	6.9	16	1
Benn	4	26	6.5	9	0
Byham	3	18	6.0	10	1
Owusu, C.	1	24	24.0	24	0
Strouther	1	14	14.0	14	0
Blount	1	2	2.0	2	0

BUCCANEERS	311	4,144	13.3	95	27
OPPONENTS	410	4,951	12.1	80t	30

INTERCEPTIONS	NO	YDS	AVG	LG	TD
R. Barber	4	160	40.0	78t	1
L. Johnson	3	86	28.7	83t	1
A. Black	2	34	17.0	34	0
E. Wright	1	60	60.0	60t	1
B. McDonald	1	40	40.0	40	0
L. David	1	27	27.0	27	0
M. Barron	1	12	12.0	12	0
E. Biggers	1	0	0.0	0	0
M. Foster	1	0	0.0	0	0
D. Gorrier	1	0	0.0	0	0
L. Lewis	1	0	0.0	0	0
A. Tajib	1	0	0.0	0	0

BUCCANEERS	18	419	23.3	83t	3
OPPONENTS	17	269	15.8	74t	3

TACKLES	SOLO	ASST.	TOTAL
L. David	112	27	139
M. Foster	80	24	104
R. Barber	70	21	91
M. Barron	72	17	89
E. Biggers	39	9	48

SACKS	SPECIAL TEAM TACKLES			
B. Bennett	9.0	E. Lorig		7
G. McCoy	5.0	D. Watson		7
D. Te'o-Nesheim	4.0	A. Ayonomas		6
D. Bowers	3.0	A. Hayward		6

BUCCANEERS	23.0
OPPONENTS	32.0

PUNTING	NO	YDS	AVG	NET	TB	IN20	LG	BK
M. Koenen	76	3440	45.3	37.4	6	22	64	1
BUCCANEERS	77	3,440	44.7	37.4	6	22	64	1
OPPONENTS	79	3,563	45.1	40.0	4	21	66	3

PUNT RETURNS	RET	FC	YDS	AVG	LONG	TD
R. Parrish	30	15	298	9.9	39	0
J. Shipley	3	1	10	3.3	9	0
S. Strouther	3	3	16	5.3	13	0
BUCCANEERS	36	19	324	9.0	39	0
OPPONENTS	40	16	440	11.0	45	0

KICKOFF RETURNS	RET	YDS	AVG	LONG	TD
A. Benn	13	306	23.5	55	0
L. Lewis	5	106	21.2	33	0
R. Parrish	4	86	21.5	25	0
M. Smith	3	55	18.3	23	0
T. Underwood	2	47	23.5	25	0
D. Ware	2	25	12.5	18	0
A. Black	1	3	3.0	3	0
V. Jackson	1	2	2.0	2	0
BUCCANEERS	31	630	20.3	55	0
OPPONENTS	27	680	25.2	44	0

FIELD GOALS	1-19	20-29	30-39	40-49	50+	LG
C. Barth	0-0	7-7	3-4	12-13	6-9	57
BUCCANEERS	0-0	7-7	3-4	12-13	6-9	57
OPPONENTS	0-0	9-10	8-10	1-5	1-3	51

USUAL STARTING LINEUP OFFENSE:	DEFENSE:			
WR	83 Vincent Jackson	LE	71 Michael Bennett	
LT	70 Donald Penn	DT	93 Gerald McCoy	
LG	76 Jeremy Zuttah	DT	90 Roy Miller	
C	62 Led Larsen	RE	50 Daniel Te'o-Nesheim	
RG	79 Jamon Meredith	OLB	57 Adam Hayward	
RT	69 Demar Dotson	MLB	59 Mason Foster	
TE	44 Dallas Clark	OLB	54 Lavonte David	
TE	88 Luke Stocker	CLB	31 E.J. Biggers	
WR	19 Mike Williams	RCB	21 Eric Wright	
QB	5 Josh Freeman	SS	24 Mark Barron	
RB	22 Doug Martin	FS	20 Ronde Barber	

DATE	W/L	SCORE	OPPONENT	ATT.
Sept 8	L	17-18	at N.Y. Jets	76,957
Sept 15	L	14-16	NEW ORLEANS	60,870
Sept 22	L	3-23	at New England	68,756
Sept 29	L	10-13	ARIZONA	44,956
			-- bye week --	
Oct 13	L	20-31	PHILADELPHIA	62,505
Oct 20	L	23-31	at Atlanta	69,522
Oct 24	L	13-31	CAROLINA	59,073
Nov 3	L	24-27	at Seattle	67,873
Nov 11	W	22-19	MIAMI	67,873
Nov 17	W	41-28	ATLANTA	55,360
Nov 24	W	24-21	at Detroit	62,098
Dec 1	L	6-27	at Carolina	72,795
Dec 8	W	27-6	BUFFALO	59,194
Dec 15	L	14-33	SAN FRANCISCO	64,142
Dec 22	L	13-23	at St. Louis	54,423
Dec 29	L	17-42	at New Orleans	73,150

	BUCS	OPP
TOTAL FIRST DOWNS	269	324
Rushing	75	95
Passing	157	190
Penalty	37	39
3rd Down: Made/Att.	69/221 31.2%	80/204 39.2%
4th Down: Made/Att.	8/22 36.4%	8/14 57.1%
POSSESSION AVG.	29:24	30:36
TOTAL NET YARDS	4,432	5,568
Avg. Per Game	277.0	348.0
Total Plays	981	1,020
Avg. Per Play	4.5	5.5
NET YARDS RUSHING	1,612	1,762
Avg. Per Game	100.8	110.1
Total Rushes	420	438
NET YARDS PASSING	2,820	3,806
Avg. Per Game	176.3	237.9
Sacked/Yards Lost	47/361	35/255
Gross Yards	3,181	4,061
Att./Completions	514/291	547/352
Completion Pct.	56.6	64.4
Had Intercepted	12	21
PUNTS/AVERAGE	87/44.2	68/44.1
NET PUNTING AVERAGE	38.3	39.0
PENALTIES/YARDS	121/1,136	105/1,012
FUMBLES/FUMBLES LOST	18/9	18/10
TOUCHDOWNS	31	42
Rushing	6	10
Passing	22	30
Returns	3	2

BY QUARTERS	1	2	3	4	OT	TOT
-------------	---	---	---	---	----	-----

BUCCANEERS	80	125	33	50	0	288
OPPONENTS	64	140	76	106	3	389

SCORING	TD	R	P	RT	PAT	2-PT.	FG	S	PTS
R. Lindell	0	0	0	0	31-31	0	23-29	0	100
V. Jackson	7	0	7	0	0-0	0	0-0	0	42
B. Rainey	6	5	1	0	0-0	0	0-0	0	36
T. Wright	5	0	5	0	0-0	0	0-0	0	30
T. Underwood	4	0	4	0	0-0	0	0-0	0	24
M. Foster	2	0	0	2	0-0	0	0-0	0	12
M. Williams	2	0	2	0	0-0	0	0-0	0	12
T. Crabtree	1	0	1	0	0-0	0	0-0	0	6
L. Johnson	1	0	0	1	0-0	0	0-0	0	6
D. Martin	1	1	0	0	0-0	0	0-0	0	6
K. Ogletree	1	0	1	0	0-0	0	0-0	0	6
D. Penn	1	0	1	0	0-0	0	0-0	0	6
L. David	0	0	0	0	0-0	0	0-0	1	2
BUCCANEERS	31	6	22	3	31-31	0-0	23-29	1	288
OPPONENTS	42	10	30	2	40-40	1-2	31-32	1	389

RUSHING	NO	YDS	AVG	LG	TD
B. Rainey	137	532	3.9	80t	5
D. Martin	127	456	3.6	28	1
M. James	60	295	4.9	24	0
B. Leonard	47	182	3.9	24	0
M. Glennon	27	37	1.4	16	0
M. Hill	5	23	4.6	10	0
D. Goldson	1	22	22.0	22	0
J. Freeman	9	20	4.0	13	0
S. Dawson	2	15	7.5	14	0
E. Page	2	14	7.0	19	0
J. Demps	1	14	14.0	14	0
T. Wright	1	2	2.0	2	0
V. Jackson	1	0	0.0	0	0
BUCCANEERS	420	1,612	3.8	80t	6
OPPONENTS	438	1,762	4.0	56	10

PASSING	ATT.	CMP.	YDS.	CMP%	YDS/ATT
M. Glennon	416	247	2608	59.4	6.27
J. Freeman	94	43	571	45.7	6.07
M. Koenen	7	2	0	0.0	0.00
M. James	1	1	2	100.0	2.00
B. Rainey	1	0	0	0.0	0.00
BUCCANEERS	514	291	3181	56.6	6.19
OPPONENTS	547	352	4061	64.4	7.42

RECEIVING	NO	YDS	AVG	LG	TD
V. Jackson	78	1,224	15.7	60	7
T. Wright	54	571	10.6	36	5
B. Leonard	29	179	6.2	19	0
T. Underwood	24	440	18.3	85t	4
M. Williams	22	216	9.8	28	2
C. Owusu	13	114	8.8	20	0
D. Martin	12	66	5.5	13	0
E. Lorig	11	47	4.3	20	0
B. Rainey	11	27	2.5	11	0
M. James	10	43	4.3	20	0
K. Ogletree	8	70	8.8	20	1
E. Page	4	68	17.0	30	0
T. Crabtree	4	21	5.3	14	1
N. Byham	3	38	12.7	34	0
J. Demps	3	21	7.0	10	0
M. Hill	2	23	11.5	12	0
S. Dawson	2	12	6.0	9	0
D. Penn	1	1	1.0	1	1

BUCCANEERS	291	3,181	10.9	85t	22
OPPONENTS	352	4,061	11.5	80t	30

INTERCEPTIONS	NO	YDS	AVG	LG	TD
L. David	5	87	17.4	32	0
M. Foster	3	122	40.7	85t	0
K. Tandy	3	42	14.0	20	0
J. Banks	3	33	11.0	18	0
M. Barron	2	3	1.5	3	0
D. Revis	2	3	1.5	3	0
L. Johnson	1	48	48.0	48t	1
D. Goldson	1	0	0.0	0	0
D. Watson	1	0	0.0	0	0

BUCCANEERS	21	338	16.1	85t	3
OPPONENTS	12	135	11.3	38	0

TACKLES	SOLO	ASST.	TOTAL
L. David	105	39	144
M. Foster	62	28	90
M. Barron	70	18	88
D. Goldson	52	18	70
A. Clayborn	44	20	64

SACKS	SPECIAL TEAM TACKLES		
G. McCoy	9.5	A. Hayward	11
L. David	7.0	J. Casillas	9
A. Clayborn	5.5	R. Shepard	6

BUCCANEERS	35.0		
OPPONENTS	47.0		

PUNTING	NO	YDS	AVG	NET	TB	IN20	LG	BK
M. Koenen	87	3,846	44.2	38.3	6	19	62	0
BUCCANEERS	87	3,846	44.2	38.3	6	19	62	0
OPPONENTS	68	3,002	44.1	39.0	4	32	84	2

PUNT RETURNS	RET	FC	YDS	AVG	LONG	TD
E. Page	23	20	251	10.9	52	0
S. Dawson	1	0	17	17.0	17	0

BUCCANEERS	24	20	268	11.2	52	0
OPPONENTS	35	20	393	11.2	71	0

KICKOFF RETURNS	RET	YDS	AVG	LONG	TD
E. Page	22	548	24.9	44	0
J. Demps	4	93	23.3	29	0
S. Dawson	3	67	22.3	25	0
D. Martin	1	40	40.0	40	0
K. Ogletree	1	25	25.0	25	0
S. Larsen	1	17	17.0	17	0
B. Rainey	1	15	15.0	15	0
E. Lorig	1	6	6.0	6	0

BUCCANEERS	34	811	23.9	44	0
OPPONENTS	24	452	18.8	30	0

FIELD GOALS	1-19	20-29	30-39	40-49	50+	LG
R. Lindell	0-0	3-3	12-14	4-6	4-6	54
BUCCANEERS	0-0	3-3	12-14	4-6	4-6	54
OPPONENTS	0-0	10-10	5-5	14-15	2-2	53

USUAL STARTING LINEUP OFFENSE:	DEFENSE:					
WR	83	Vincent Jackson	LE	50	Daniel Te'o-Nesheim	
LT	70	Donald Penn	DT	93	Gerald McCoy	
LG	79	Jamon Meredith	DT	97	Akeem Spence	
C	76	Jeremy Zuttah	RE	94	Adrian Clayborn	
RT	75	Davin Joseph	MLB	59	Mason Foster	
RG	69	Demar Dotson	OLB	54	Lavonte David	
TE	82	Tim Wright	LCB	24	Darrelle Revis	
WR	11	Tiquan Underwood	RCB	27	Johnthan Banks	
QB	8	Mike Glennon	CB	29	Leonard Johnson	
RB	32	Bobby Rainey	SS	24	Mark Barron	
FB	41	Erik Lorig	FS	38	Dashon Goldson	

PASSING	ATT.	CMP.	YDS.	CMP%	YDS/ATT	TD	TD%	INT	INT%	LONG	SK/LOST	RTG
M. Glennon	416	247	2608	59.4	6.27	19	4.6	9	2.2	85t	40/314	83.9
J. Freeman	94	43	571	45.7	6.07	2	2.1	3	3.2	39	7/47	59.3
M. Koenen	7	2	0	0.0	0.00	0	0.0	0	0.0	0	0/0	39.6
M. James	1	1	2	100.0	2.00	1	100.0	0	0.0	2t	0/0	118.8
B. Rainey	1	0	0	0.0	0.00	0	0.0	0	0.0	0	0/0	39.6
BUCCANEERS	514	291	3181	56.6	6.19	22	4.3	12	2.3	85t	47/361	79.6
OPPONENTS	547	352	4061	64.4	7.42	30	5.5	21	3.8	80t	35/255	88.9

2014 RECORD:		WON: 2	LOST: 14	
DATE	W/L	SCORE	OPPONENT	ATT
Sept 7	L	14-20	CAROLINA	62,442
Sept 14	L	17-19	ST. LOUIS	59,923
Sept 18	L	14-56	at Atlanta	70,318
Sept 28	W	27-24	at Pittsburgh	62,910
Oct 5	L	31-37 (OT)	at New Orleans	73,004
Oct 12	L	17-48	BALTIMORE	60,041
			-- bye week --	
Oct 26	L	13-19 (OT)	MINNESOTA	56,577
Nov 2	L	17-22	at Cleveland	67,431
Nov 9	L	17-27	ATLANTA	57,751
Nov 16	W	27-7	at Washington	77,442
Nov 23	L	13-21	at Chicago	61,109
Nov 30	L	13-14	CINCINNATI	56,340
Dec 7	L	17-34	at Detroit	61,489
Dec 14	L	17-19	at Carolina	72,842
Dec 21	L	3-20	GREEN BAY	64,247
Dec 28	L	20-23	NEW ORLEANS	58,952

BUCCANEERS		OPP
TOTAL FIRST DOWNS		263
Rushing		72
Passing		162
Penalty		29
3rd Down: Made/Att	76/203	93/213
3rd Down Pct.	37.4%	43.7%
4th Down: Made/Att	4/12	5/9
4th Down Pct.	33.3%	55.6%
POSSESSION AVG.	27.07	32.53
TOTAL NET YARDS	4,672	5,903
Avg. Per Game	292.0	368.9
Total Plays	936	1,067
Avg. Per Play	5.0	5.5
NET YARDS RUSHING	1,375	1,819
Avg. Per Game	85.9	113.7
Total Rushes	353	468
NET YARDS PASSING	3,297	4,084
Avg. Per Game	206.1	255.3
Sacked/Yards Lost	52/226	36/210
Gross Yards	3,623	4,294
Attempts/Completions	531/301	563/387
Completion Pct.	56.7%	68.7%
Had Intercepted	20	14
PUNTS/AVERAGE	79/39.9	64/44.2
NET PUNTING AVG.	37.1	37.5
PENALTIES/YARDS	118/939	106/935
FUMBLES/BALL LOST	29/13	25/11
TOUCHDOWNS	31	46
Rushing	7	15
Passing	21	28
Returns	3	3

SCORE BY QUARTERS	1	2	3	4	OT	TOTAL
BUCCANEERS	43	80	52	102	0	277
OPPONENTS	102	103	107	86	12	410

SCORING	TD	R	P	Rt	PAT	2-Pt.	FG	S	PTS
Murray	0	0	0	0	31-31	0	20-24	0	91
Evans	12	0	12	0	0-0	0	0-0	0	72
McCown	3	3	0	0	0-0	0	0-0	0	18
Jackson	2	0	2	0	0-0	0	0-0	0	12
Lansanah	2	0	0	2	0-0	0	0-0	0	12
Martin	2	2	0	0	0-0	0	0-0	0	12
Murphy	2	0	2	0	0-0	0	0-0	0	12
Rainey	2	1	1	0	0-0	0	0-0	0	12
Seferian-Jenkins	2	0	2	0	0-0	0	0-0	0	12
Banks	1	0	0	1	0-0	0	0-0	0	6
Herron	1	0	1	0	0-0	0	0-0	0	6
Owusu	1	0	1	0	0-0	0	0-0	0	6
Sims	1	1	0	0	0-0	0	0-0	0	6
BUCCANEERS	31	7	21	3	31-31	0-0	20-24	0	277
OPPONENTS	46	15	28	3	41-41	1-3	29-39	2	410

**SACKS:** McCoy 8.5, Smith 6.5, McDonald 5.0, M. Johnson 4.0, Spence 3.0, Gholston 2.0, Bowers 1.5, Lansanah 1.5, David 1.0, English 1.0, Solomon 1.0, Fatimkun 0.5, Fletcher 0.5.  
**BUCCANEERS** 36.0, **OPPONENTS** 52.0

**FUM/LOST:** McCown 10/4, Rainey 3/3, Dietrich-Smith 2/1, Gilkey 2/0, Glennon 2/0, Sims 2/1, Thigpen 2/1, Barron 1/1, Holliday 1/0, Jackson 1/1, Murphy 1/0, Patton 1/0, Seferian-Jenkins 1/1.

RUSHING	NO	YDS	AVG	LG	TD
D. Martin	134	494	3.7	63	2
B. Rainey	94	406	4.3	31	1
C. Sims	66	185	2.8	20	1
J. McCown	25	127	5.1	16t	3
J. Lane	3	58	19.3	54	0
M. Glennon	10	49	4.9	19	0
M. James	19	37	1.9	9	0
S. Patton	1	19	19.0	19	0
R. Herron	1	0	0.0	0	0

BUCCANEERS	NO	YDS	AVG	LG	TD
353	1375	3.9	63	7	
OPPONENTS	468	1819	3.9	57	15

RECEIVING	NO	YDS	AVG	LG	TD
V. Jackson	70	1,002	14.3	50	2
M. Evans	68	1,051	15.5	56t	12
B. Rainey	33	315	9.5	34	1
L. Murphy	31	380	12.3	54	2
B. Myers	22	190	8.6	26	0
A. Seferian-Jenkins	21	221	10.5	30	2
C. Sims	19	190	10.0	24	0
D. Martin	13	64	4.9	20	0
L. Stocker	7	41	5.9	11	0
R. Herron	6	58	9.7	16	1
R. Shepard	4	63	15.8	23	0
C. Owusu	2	20	10.0	19t	1
T. King	2	13	6.5	7	0
C. Brate	1	17	17.0	17	0
J. Lane	1	3	3.0	3	0
M. James	1	-5	-5.0	-5	0

BUCCANEERS	NO	YDS	AVG	LG	TD
301	3623	12.0	56t	21	
OPPONENTS	387	4294	11.1	56t	28

INTERCEPTIONS	NO	YDS	AVG	LG	TD
J. Banks	4	69	17.3	32	1
D. Lansanah	3	60	20.0	33t	2
A. Verner	2	26	13.0	26	0
C. McDonald	1	3	3.0	3	0
K. Tandy	1	3	3.0	3	0
B. Dixon	1	0	0.0	0	0
B. McDougald	1	0	0.0	0	0
Johnson, L.	1	-6	-6.0	-6	0

BUCCANEERS	NO	YDS	AVG	LG	TD
14	155	11.1	33t	3	
OPPONENTS	20	191	9.6	54	1

PUNTING	NO	YDS	AVG	NET	TB	IN20	LG	BK
M. Koenen	78	3,154	40.4	37.1	2	17	56	1
BUCCANEERS	79	3,154	39.9	37.1	2	17	56	1
OPPONENTS	64	2826	44.2	37.5	9	20	71	0

PUNT RETURNS	RET	FC	YDS	AVG	LG	TD
S. Patton	10	5	112	11.2	33	0
B. Rainey	7	3	55	7.9	14	0
M. Thigpen	4	8	65	16.3	53	0
T. Holliday	2	1	17	8.5	17	0

BUCCANEERS	RET	FC	YDS	AVG	LG	TD
23	17	249	10.8	53	0	
OPPONENTS	32	26	185	5.8	62t	1

KICKOFF RETURNS	RET	YDS	AVG	LG	TD
S. Patton	18	416	23.1	28	0
B. Rainey	6	158	26.3	33	0
M. Thigpen	6	120	20.0	28	0
T. Holliday	2	45	22.5	25	0
C. Owusu	1	45	45.0	45	0
Johnson, L.	1	18	18.0	18	0
J. Lane	1	9	9.0	9	0
O. Lemon	1	8	8.0	8	0

BUCCANEERS	RET	YDS	AVG	LG	TD
36	819	22.8	45	0	
OPPONENTS	37	868	23.5	58	0

FIELD GOALS	1-19	20-29	30-39	40-49	50+	Lg
P. Murray	0-0	2-3	7-8	6-7	5-6	55
BUCCANEERS	0/0	2/3	7/8	6/7	5-6	55
OPPONENTS	0/0	7/7	9/9	13/16	0/7	49

**P. Murray** (1) (24B, 36G) (1) (50G, 27G) (55G) (45RU, 47G) (54G, 46G) (31B, 55S, 40G) (51G) (32G, 38G) (32G, 39G) (32G, 42G) (54G) (48G) (43G) (39G, 27G)  
**OPPONENTS:** (29G, 48WR, 33G) (36G, 35G, 46G, 338G) (59WL) (25G, 50WR) (30G, 29G, 44G) (46G, 64B, 49G) (56WL, 46G, 38G) (39G, 24G, 43G) (37G, 43G, 44G, 33G) (47WR, 50WR) (54LU) (1) (46G, 23G) (29G, 49G, 50WL, 38G, 45G) (48WL, 42G, 25G) (1)

PASSING	ATT	COMP	YDS	CMP%	YDS/ATT	TD	INT	INT%	LG	SACK/LOST	RATING	
J. McCown	327	184	2206	56.3	6.75	11	3.4	14	4.3	56t	36/235	70.5
M. Glennon	203	117	1417	57.6	6.98	10	4.9	6	3.0	41	16/91	83.3
B. Rainey	1	0	0	0.0	0.00	0	0.0	0	0.0	--	0/0	39.6
BUCCANEERS	531	301	3623	56.7	6.82	21	4.0	20	3.8	56t	52/326	75.2
OPPONENTS	563	387	4294	68.7	7.63	28	5.0	14	2.5	56t	36/210	97.4

# BUCCANEERS PLAYOFF HISTORY


## 1979 NFC DIVISIONAL PLAYOFF GAME



TAMPA BAY 24, PHILADELPHIA 17  
DECEMBER 29, 1979  
TAMPA STADIUM (71,402)



**TAMPA** – The first foray into the postseason was a successful one for the Tampa Bay franchise, which reached the playoffs in just its fourth year of existence. After winning the NFC Central with a 10-6 record, the Buccaneers faced Philadelphia in the Divisional Playoff round after the Eagles had downed Chicago a week earlier. Tampa Bay used a stingy defense (227 yards allowed) and the relentless running of Ricky Bell to prevail 24-17 in front of a home crowd of 71,402. The Buccaneers opened the game with a methodical 18-play, 80-yard march that drained over nine minutes off the clock. On his way to a 142-yard rushing performance, Bell ran on exactly half of the drive's plays, gaining 37 yards on nine totes, including a four-yard scoring burst around right end. Neither team advanced significantly on its next possession, but Philadelphia moved into field goal range early in the second quarter. After a successful fake field goal run was nullified by a delay-of-game penalty on the Eagles, K Tony Franklin came up short on a 52-yard attempt. Taking over at its own 35, Tampa Bay saw a 25-yard run by Bell called back due to holding but immediately compensated with a 34-yard pass from QB Doug Williams to WR Larry Mucker. Williams later fired a 26-yard pass to WR Isaac Hagins and an apparent TD toss to TE Jimmie Giles, but Giles was ruled to not have possession and the Bucs settled for a 40-yard field goal. Before the intermission, Tampa Bay was able to extend its lead to 17 thanks to a big play by the defense. NT Randy Crowder's fumble recovery at the Eagles' four-yard line just two plays after Tampa Bay's field goal set up a second Buccaneer touchdown, though it took four plays to cover that short distance. After an incomplete pass and two Bell runs for three yards, Buccaneer Head Coach John McKay elected to send Bell through the line one more time on fourth down and the third-year back followed a block by left tackle Darryl Carlton to reach paydirt. Philadelphia did manage to get on the board before halftime when LB Jerry Robinson intercepted a Williams pass at the Buccaneers' 48 and returned it 37 yards to the 11. Two plays later, Jaworski hooked up with WR Charles Smith in the end zone to cut the Buc lead to 17-7. Philly then opened the third quarter with a 45-yard field goal drive aided by WR Harold Carmichael's tackle-breaking 39-yard reception and concluded by Franklin's 42-yard kick. The Bucs and Eagles then traded two more punts each to run out the period. On its second possession of the fourth quarter, Tampa Bay got what proved to be the decisive points when Williams hit Giles on a three-yard scoring pass that capped a 57-yard drive. Bell provided the key play of the march with a 26-yard run around left tackle on third-and-two from the Philadelphia 49. Philadelphia answered on its next possession with a gritty 80-yard drive, twice keeping possession on fourth-down completions by QB Ron Jaworski. After a 13-yarder to Smith on fourth-and-11 from the 50-yard line, Jaworski then found Carmichael for a 37-yard TD. Following an unsuccessful onside-kick attempt, Philadelphia forced a Buccaneer three-and-out and went on one last drive in the final two minutes. Jaworski's fourth-down incompleteness from the Buc 45 effectively ended the game.



SCORING	1	2	3	4	F
Philadelphia	0	7	3	7	17
Tampa Bay	7	10	0	7	24
Tampa Bay:	Bell 4 run (O'Donoghue kick)				
Tampa Bay:	O'Donoghue 40 FG				
Tampa Bay:	Bell 1 run (O'Donoghue kick)				
Philadelphia:	Smith 11 pass from Jaworski (Franklin kick)				
Philadelphia:	Franklin 42 FG				
Tampa Bay:	Giles 9 pass from Williams (O'Donoghue kick)				
Philadelphia:	Carmichael 37 pass from Jaworski (Franklin kick)				

### TEAM STATISTICS

	PHI	TB
First Downs	15	17
Total Net Yards	227	318
Total Offensive Plays	59	70
Rushes-Net Yards	18-48	55-186
Net Yards Passing	179	132
Att.-Comp.-Int.	39-15-0	15-7-1
Sacked-Yards	2-20	0-0
Punts-Avg.	5-44.3	5-42.6
Fumbles-Lost	2-1	0-0
Penalties-Yards	8-62	9-105
Time of Possession	23:29	36:31

### INDIVIDUAL STATISTICS

#### RUSHING

Philadelphia: Montgomery 13-35, Harris 4-13, Jaworski 1-0. Tampa Bay: Bell 38-14 (2 TDs), Eckwood 8-19, Williams 6-19, J. Davis 3-6.

#### PASSING

Philadelphia: Jaworski 39-15-199, 2 TDs.  
Tampa Bay: Williams 15-7-132, 1 TD, 1 INT.

#### RECEIVING

Philadelphia: Montgomery 4-35, Carmichael 3-92 (1 TD), Smith 3-49 (1 TD), Kreple 3-23, Harris 1-2, Campfield 1(-2).  
Tampa Bay: Giles 3-43 (1 TD), Hagins 2-34, Mucker 1-34, Owens 1-21.

#### INTERCEPTIONS

Philadelphia: Robinson 1-37.  
Tampa Bay: None.

#### SACKS

Philadelphia: None.  
Tampa Bay: L. Selmon 2-20

#### ATTENDANCE

71,402

## 1979 NFC CHAMPIONSHIP GAME



L.A. RAMS 9, TAMPA BAY 0  
 JANUARY 6, 1980  
 TAMPA STADIUM (72,033)



**TAMPA** – In the first NFC Championship Game to be decided without either team scoring a touchdown, host Tampa Bay fell 9-0 to the Los Angeles Rams. In a reversal of the elements that brought the Buccaneers victory one week before in the franchise's first playoff game, Tampa Bay was held to 177 net yards of offense and surrendered to a pounding Rams running game that racked up 216 yards on 53 carries. Three Buccaneer passers were limited to just five completions in 27 attempts and Tampa Bay did not penetrate L.A. territory until midway through the third quarter. Neither team scored in the first quarter, though Los Angeles threatened twice. On its second drive of the game, L.A. advanced to the Buccaneer 18 thanks to two runs and one reception by RB Cullen Bryant for a combined 30 yards. However, fellow RB Wendell Tyler then fumbled on first-and-10 at the 18, with Buccaneer LB Richard Wood recovering. After a Tampa Bay punt, the Rams embarked on another drive deep into Buc territory, mostly on alternating runs by Bryant and Tyler. Tyler got the call on third-and-goal from the one on the final play of the first period but was stopped short by Buc DE Wally Chambers. On the first play of the second quarter, K Frank Corral opened the scoring with a 19-yard field goal. A combined five punts later, Los Angeles took over at its own 38 with just under six minutes to play in the half. Using five of those minutes, Los Angeles advanced 58 yards on 10 plays, the largest chunk coming on a drive-opening 22-yard completion from QB Vince Ferragamo to TE Charlie Young. When Buc LB Dewey Selmon stopped Young for a four-yard gain on third-and-five from the Bucs' eight, the Rams were forced into another field goal try, this one a successful 21-yarder. In the final minute of the first half, Tampa Bay drove nearly to midfield but Williams was intercepted in L.A. territory by LB Jim Youngblood. The Rams took a 6-0 lead into halftime after controlling the ball for almost 21 of the game's first 30 minutes. Neither team scored in the third quarter, though the Rams' Corral tried a 37-yard field goal that sailed wide left. The Los Angeles drive had stalled when S Cedric Brown tracked Tyler down in the backfield for a five-yard loss from the Bucs' 15. After a pair of punts, Tampa Bay made its first move into the Los Angeles half of the field when RB Jerry Eckwood threw a 42-yard option pass to WR Larry Mucker and Mucker was pulled down at the 24. However, QB Mike Rae, seeing his first playoff action in place of starter Doug Williams, threw incomplete passes on third and fourth down. Still trailing by just six points, the Buccaneers stiffened defensively on the ensuing possession. Wood stopped Tyler for two-yards on third-and-three then dropped him for a one-yard loss on fourth-and-one at the Bucs' 27-yard line. After the Bucs were forced to punt again, Los Angeles made the game's final dent on the scoreboard, driving 45 yards on eight plays to set up Corral's third short three-pointer,

a 23-yarder. A 13-yard run by Tyler and a 12-yarder by Bryant keyed the march. WR Isaac Hagins returned the ensuing kickoff to Tampa Bay's 35-yard line then hauled in a 25-yard pass from Rae, but Rae's fourth-down throw to Mucker fell incomplete in the end zone.

**SCORING**

	1	2	3	4	F
Los Angeles	0	6	0	3	9
Tampa Bay	0	0	0	0	0
Los Angeles:	Corral 19 FG				
Los Angeles:	Corral 21 FG				
Los Angeles:	Corral 23 FG				

**TEAM STATISTICS**

	LA	TB
First Downs	23	7
Total Net Yards	369	177
Total Offensive Plays	77	54
Rushes-Net Yards	53-216	26-92
Net Yards Passing	153	85
Att.-Comp.-Int.	23-12-0	27-5-1
Sacked-Yards	1-10	1-11
Punts-Avg.	5-37.2	8-37.1
Fumbles-Lost	1-1	1-0
Penalties-Yards	3-20	4-45
Time of Possession	37:49	22:11

**INDIVIDUAL STATISTICS****RUSHING**

**Los Angeles:** Bryant 18-106, Tyler 28-86, McCutcheon 6-26, Ferragamo 1-(-2).  
**Tampa Bay:** Bell 20-59, Mucker 1-24, Eckwood 2-5, J. Davis 2-4, Rae 1-0.

**PASSING**

**Los Angeles:** Ferragamo 23-12-163.  
**Tampa Bay:** Williams 13-2-12, 1 INT, Rae 13-2-42, Eckwood 1-1-42.

**RECEIVING**

**Los Angeles:** Bryant 4-39, Dennard 3-56, Young 3-39, Nelson 1-15, Tyler 1-14.  
**Tampa Bay:** Hagins 2-42, Bell 2-12, Mucker 1-42.

**INTERCEPTIONS**


**Los Angeles:** Jim Youngblood 1-10.  
**Tampa Bay:** None.

**SACKS**

**Los Angeles:** Fanning 1-11.  
**Tampa Bay:** Cotney 1-10.

**ATTENDANCE**

72,033





# 1981 NFC DIVISIONAL PLAYOFF GAME



## DALLAS 38, TAMPA BAY 0 JANUARY 2, 1982 TEXAS STADIUM (64,848)



**DALLAS** – The Buccaneers won a thrilling showdown with Detroit in the last week of the regular season to capture the NFC Central crown but, for the second time in a row, failed to score in the resulting playoff game. Dallas ran for 212 yards and four touchdowns on 46 carries and held Tampa Bay to 222 net yards of offense in a 38-0 whitewash. Buccaneer QB Doug Williams was also sacked four times and intercepted four times as Dallas scored 28 second-half points. The first quarter, however, was scoreless as Tampa Bay repelled several Cowboy scoring chances. After an unsuccessful opening drive for the Bucs, Dallas reached Tampa Bay's 40-yard line but stalled when LBs Cecil Johnson and Andy Hawkins broke up a near completion from QB Danny White to TE Doug Cosbie on third-and-nine. Williams was intercepted by CB Dennis Thurman in Buccaneer territory a few plays later, but the Buc defense tipped away two passes and stopped RB Tony Dorsett for a four-yard loss to force a quick punt. Thurman promptly intercepted another Williams offering three plays later, giving Dallas possession at the Bucs' 47. A two-yard fourth-down run by FB Ron Springs and two third-down completions by White preserved a drive that bled into the second quarter and eventually ended in White's nine-yard scoring pass to WR Tony Hill. The Bucs appeared to be responding on their next possession when a 20-yard pass from Williams to RB James Owens sparked a drive that reached Dallas' 21. However, Tampa Bay was penalized 28 yards on second-and-six when Williams was flagged for intentional grounding while trying to avoid a strong rush from DE Ed 'Too Tall' Jones. The drive ended in a punt one play later. Dallas added a 21-yard field goal drive after a short Buccaneer punt, giving the Cowboys a 10-0 halftime advantage. That lead was quickly extended after the intermission when Dallas put together a quick 80-yard touchdown drive to open the third period. Dorsett scrambled for consecutive gains of 25 and 26 yards on short passes and RB James Jones ran six yards off right guard for the score. S Michael Downs picked off a Williams pass later in the third quarter and returned it 21 yards to Tampa Bay's 33, setting up a Dorsett five-yard TD run. On the Bucs' next play, Williams was hit by DT John Dutton, leading to an interception by Ed Jones. James Jones converted that turnover into a five-yard touchdown run after Dorsett had zipped for 21 yards on first down. On a drive beginning in the final seconds of the third quarter, Tampa Bay made its deepest thrust into Dallas territory on the strength of a 75-yard reception by TE Jimmie Giles. Giles was pulled down at the Dallas five, but a sack and a three-yard loss by RB Jerry Eckwood led to a fourth-and-goal from the nine. Under pressure from LB Anthony Dickerson, Williams missed Giles in the end zone. Dallas scored its final touchdown on the ensuing possession, driving 90 yards in nine-and-a-half minutes before RB Timmy Newsome punched it in from one-yard out. The Bucs' last drive included a 23-yard Williams-to-Giles hookup but ended on a failed fake punt attempt.



SCORING	1	2	3	4	F
Tampa Bay	0	0	0	0	0
Dallas	0	10	21	7	38

Dallas:	Hill 9 pass from White (Septien kick)
Dallas:	Septien 32 FG
Dallas:	Springs 1 run (Septien kick)
Dallas:	Dorsett 5 run (Septien kick)
Dallas:	Jones 5 run (Septien kick)
Dallas:	Newsome 1 run (Septien kick)

### TEAM STATISTICS

	TB	DAL
First Downs	12	27
Total Net Yards	222	345
Total Offensive Plays	57	73
Rushes-Net Yards	24-74	46-212
Net Yards Passing	148	133
Att.-Comp.-Int.	19-10-4	26-15-0
Sacked-Yards	4-39	1-10
Punts.-Avg.	5-38.4	4-30.0
Fumbles-Lost	3-0	0-0
Penalties-Yards	10-105	5-40
Time of Possession	26:51	33:09

### INDIVIDUAL STATISTICS

#### RUSHING

**Tampa Bay:** Owens 12-40, Wilder 4-23, Williams 3-9, Eckwood 4-2, Davis 1-0.  
**Dallas:** Dorsett 16-86 (1 TD), Springs 15-70 (1 TD), J. Jones 9-32 (1 TD), Newhouse 4-23, Newsome 1-1 (1 TD), Cosbie 1-0.

#### PASSING

**Tampa Bay:** Williams 29-10-187, 4 INT.  
**Dallas:** D. White 26-15-143, 1 TD.

#### RECEIVING

**Tampa Bay:** Bell 3-36 (1 TD), Owens 3-32, Giles 2-98, Wilder 1-11, House 1-10.  
**Dallas:** Dorsett 4-48, DuPree 3-22, Pearson 2-21, Hill 2-18 (1 TD), J. Jones 2-11, Donley 1-14, Cosbie 1-5.

#### INTERCEPTIONS

**Tampa Bay:** None  
**Dallas:** Thurman 2-50, Downs 1-21, E. Jones 1-0.

#### SACKS

**Tampa Bay:** L. Selmon 1-10.  
**Dallas:** Bethea 1-17, Martin 1-9, R. White 1-4, Hegman 0.5-4.5, Lewis 0.5-4.5.

#### ATTENDANCE

64,848



## 1982 NFC FIRST ROUND PLAYOFF GAME



DALLAS 30, TAMPA BAY 17  
 JANUARY 9, 1983  
 TEXAS STADIUM (65,042)



**DALLAS** – For the second straight season, Tampa Bay's playoff road began and ended in Dallas, where they had hoped to avenge a 38-0 drubbing from the 1981 post-season. Though Tampa Bay actually led 17-16 entering the final quarter, Dallas once again moved on at the Bucs' expense, scoring twice in the fourth quarter to earn a 30-17 win. The Buccaneers were outgained in total net yards by a wide 456-218 margin and had possession of the ball for less than 20 minutes of the game, but stayed close with three takeaways, five sacks and a pair of long touchdowns. Dallas cracked the scoreboard first with a 33-yard Rafael Septien field goal in the first quarter set up by Dexter Clinkscales interception at midfield. After a Buccaneer punt, Septien hit another field goal from identical distance, this one keyed by a 26-yard pass from QB Danny White to WR Butch Johnson that had a 14-yard personal foul tacked onto the end of it. Tampa Bay took its first lead of the game in the second quarter thanks to a big play on defense. With Dallas driving well into Buccaneer territory, White fumbled on third-and-six and Tampa Bay LB Hugh Green recovered the loose ball and ran 60 yards for the only defensive touchdown in Buccaneer playoff history. Dallas promptly moved back into the Bucs' half of the field on its next possession as White again hooked up with Johnson for 23 yards and found WR Tony Hill open for a 14-yard gain. The Buccaneer defense came up with another big play, however, as S Mark Cotney redirected another White aerial and returned it 50 yards to the Dallas 27. RB James Wilder added an 11 yard run from there, but the Bucs were forced to kick a 32-yard field goal when CB Ron Fellows broke up a pass intended for WR Gerald Carter in the end zone. Dallas regained the lead before halftime by putting together a 10-play, 75-yard drive culminating in White's six-yard TD pass to RB Ron Springs. Key plays on that drive included a 21-yard catch by WR Drew Pearson and a 13-yarder by TE Doug Cosbie. The third quarter was dominated by a pair of long drives. Dallas opened the period with an 84-yard march on 17 plays that ended in Septien's 19-yard field goal. The Cowboys converted four third downs on the drive but missed the fifth when DE Lee Roy Selmon stopped RB Tony Dorsett for no gain at the one. After interceptions by Dallas' Dennis Thurman and Tampa Bay's Neal Colzie, the Bucs countered with an 80-yard touchdown drive on six plays. WR Gordon Jones got more than half of that on third-and-eight from midfield when he caught a 49-yard scoring pass, giving Tampa Bay a 17-16 lead. The Bucs then quickly got the ball back to start the fourth quarter thanks to two sacks of White, one by Selmon, but S Monty Hunter then turned in the game's pivotal play, intercepting a Williams throw intended for WR Kevin House and returning it 19 yards for a go-ahead score. Dallas added an 81-yard drive later in the period, scoring a clinching touchdown on White's 10-yard pass to RB Timmy Newsome. Tampa Bay's offense then stalled and Dallas converted two first downs to run out the final two minutes.



SCORING	1	2	3	4	F
Tampa Bay	0	10	7	0	17
Dallas	6	7	3	14	30

Dallas:	Septien 33 FG
Dallas:	Septien 33 FG
Tampa Bay:	Green 60 fumble return (Capece kick)
Tampa Bay:	Capece 32 FG
Dallas:	Springs 6 pass from White (Septien kick)
Dallas:	Septien 19 FG
Tampa Bay:	Jones 49 pass from Williams (Capece kick)
Dallas:	Hunter 19 Interception return (Septien kick)
Dallas:	Newsome 10 pass from White (Septien kick)

## TEAM STATISTICS

	TB	DAL
First Downs	8	29
Total Net Yards	218	456
Total Offensive Plays	49	92
Rushes-Net Yards	21-105	42-179
Net Yards Passing	113	277
Att.-Comp.-Int.	28-8-3	45-27-2
Sacked-Yards	0-0	5-35
Punts.-Avg.	6-43.5	3-40.6
Fumbles-Lost	0-0	1-1
Penalties-Yards	4-41	6-45
Time of Possession	19:47	40:13

## INDIVIDUAL STATISTICS

## RUSHING

Tampa Bay: Wilder 14-93, Carver 7-12.  
 Dallas: Dorsett 26-110, Donley 1-25, Springs 7-24, Newhouse 5-15, Pearson 1-4, DuPree 1-1, D. White 1-0.

## PASSING

Tampa Bay: Williams 28-8-, 3 INT, 1 TD.  
 Dallas: D. White 45-27-312, 2 INT, 2 TDs.

## RECEIVING

Tampa Bay: House 4-52, Wilder 2-5, Jones 1-49 (1 TD), Giles 1-7.  
 Dallas: Pearson 7-95, Johnson 4-76, T. Hill 4-45, Cosbie 3-32, Springs 3-16 (1 TD), Dorsett 2-14, Newsome 2-14 (1 TD), Newhouse 1-11, Dupree 1-9.

## INTERCEPTIONS

Tampa Bay: Cotney 1-50, Holt 1-0.  
 Dallas: Hunter 1-19 (1 TD), Clinkscales 1-11, Thurman 1-0.

## SACKS

Tampa Bay: Logan 1.5-14.5, Brantley 1-6, Green 1-6, Selmon 1-6, Cannon 1-2.5.  
 Dallas: None.

## ATTENDANCE

65,042

# 1997 NFC WILD CARD PLAYOFF GAME



## TAMPA BAY 20, DETROIT 10 DECEMBER 28, 1997 HOULIHAN'S STADIUM (73,361)



**TAMPA** — In the team's first playoff game in Tampa Bay since the 1979 season, the Buccaneers dominated Detroit early, rushing to a 20-0 third quarter lead before holding on for the 20-10 Wild Card victory. Lions RB Barry Sanders, who came into the game in possession of a 14-game streak of 100-yard rushing efforts and just the third 2,000-yard season in league history, was contained spectacularly by a swarming Buc defense, gaining just 65 yards and notching no carry longer than 15 yards. After two failed first-quarter drives for each team, the Bucs made the initial strike with a 40-yard field goal drive keyed by QB Trent Dilfer's scrambling, 23-yard completion to WR Karl Williams on third-and-one. Detroit's next drive stalled, too, but the Lions almost regained possession when Williams muffed the resulting punt. However, the ball bounced through several Detroit hands and out of bounds at the Tampa Bay 11, instead setting up the longest drive in Buccaneer playoff history. Fueled by a pair of first-round rookies—RB Warrick Dunn gained 29 yards on seven runs and catches and WR Reidel Anthony caught passes of 10 and 20 yards—the Buc marched down to a third-and-seven at the Detroit nine-yard line. From there, Dilfer fired a laser over the middle to WR Horace Copeland in the back of the end zone. Detroit's next attempt to climb back into the game was quickly turned back when CB Anthony Parker intercepted a Scott Mitchell pass at the Lions' 39 and returned it to the 20. Three plays later, PK Michael Husted nailed his second three-pointer, this one from a Buccaneer playoff-record 42 yards out. Detroit moved into Buccaneer territory on its next possession but was stonewalled at the 45 when a fourth-and-one pass attempt fell incomplete under heavy pressure from LB Rufus Porter. The Bucs struck first again in the second half when, after a Detroit punt, Dilfer marched his squad 53 yards for a touchdown. FB Mike Alstott began the drive with a seven-yard run then finished it with a 31-yard pinballing burst up the middle that turned into the longest carry in Buc playoff history and Tampa Bay's final touchdown. Detroit's next drive lasted 11 plays as Sanders finally got untracked for consecutive runs of 11 and 15 yards, but another fourth-down pass attempt, this one from the Buccaneers' eight-yard line, fell incomplete under significant pressure from the defensive line. The Lions did manage a field goal before the third period ended, then tacked on a touchdown with their first drive of the final quarter, marching 82 yards behind back-up QB Frank Reich. On the ensuing kickoff, a Buccaneer penalty forced Tampa Bay to start at its own five-yard line and the team quickly found itself in a third-and-five situation from the 10. Any developing thoughts of a Detroit comeback were promptly denied, however, when Dilfer hit WR Robb Thomas on a crossing pattern that turned into a 52-yard gain.



SCORING	1	2	3	4	F
Detroit	0	0	3	7	10
Tampa Bay	3	10	7	0	20

<b>Tampa Bay:</b>	Husted 22 FG
<b>Tampa Bay:</b>	Copeland 9 pass from Dilfer (Husted kick)
<b>Tampa Bay:</b>	Husted 42 FG
<b>Tampa Bay:</b>	Alstott 31 run (Husted kick)
<b>Detroit:</b>	Hanson 33 FG
<b>Detroit:</b>	Vardell 1 run (Hanson kick)

### TEAM STATISTICS

	DET	TB
First Downs	18	15
Total Net Yards	307	316
Total Offensive Plays	69	60
Rushes-Net Yards	27-109	32-141
Net Yards Passing	198	175
Att.-Comp.-Int.	40-21-1	26-13-1
Sacked-Yards	2-9	2-6
Punts-Avg.	4-38.0	5-40.4
Fumbles-Lost	1-0	2-1
Penalties-Yards	4-20	4-25
Time of Possession	28:23	31:37

### INDIVIDUAL STATISTICS

#### RUSHING

**Detroit:** Sanders 18-65, Mitchell 4-20, Rivers 1-17, Reich 1-5, Vardell 2-1 (1 TD), Jett 1-1.  
**Tampa Bay:** Dunn 18-72, Alstott 11-68 (1 TD), Anthony 1-1, Dilfer 2-0.

#### PASSING

**Detroit:** Mitchell 25-10-78, 1 INT, Reich 15-11-129.  
**Tampa Bay:** Dilfer 26-13-181, 1 TD, 1 INT.

#### RECEIVING

**Detroit:** Morton 8-88, Sanders 5-43, Moore 4-44, Boyd 2-11, Vardell 1-12, Sloan 1-9.  
**Tampa Bay:** Anthony 3-62, Dunn 3-0, Thomas 2-66, Copeland 2-14, Williams 1-23, Alstott 1-12, Harris 1-4.

#### INTERCEPTIONS

**Detroit:** Rice 1-2.  
**Tampa Bay:** Parker 1-19.

#### SACKS

**Detroit:** Ellis 1-0, London 1-6.  
**Tampa Bay:** Ahanotu 1-4, Jackson 1-5.

#### ATTENDANCE

73,361

COACHING

PLAYERS

2014 REVIEW

HISTORY

RECORDS

SIDELINES

## 1997 NFC DIVISIONAL PLAYOFF GAME



GREEN BAY 21, TAMPA BAY 7  
 JANUARY 4, 1998  
 LAMBEAU FIELD (60,327)



**GREEN BAY** – The Buccaneers trailed by just six points, 13-7, entering the final period but couldn't pull off the upset in Lambeau Field in a Divisional Playoff game as the Packers held on to a 21-7 win. Tampa Bay had the first scoring opportunity of the game in the opening quarter when a 51-yard drive positioned them at the Green Bay 25. However, DT Bob Kuberski blocked PK Michael Husted's 43-yard field goal attempt and the Packers took over at their own 33. That preceded a 67-yard, seven-play touchdown drive for the Pack that began with a 17-yard Brett Favre-to-TE Mark Chmura pass and ended similarly with a three-yard Favre-Chmura TD hookup. The Bucs' ensuing drive was much like the previous one, covering 50 yards and reaching the Packers' 25-yard line, thanks in large part to a 17-yard pass from QB Trent Dilfer to WR Horace Copeland on third-and-nine. This time, a potential 43-yard field goal was eschewed in favor of a fake attempt, but TE John Davis was stopped for no gain after taking a shovel pass from holder Steve Walsh. The tide seemed to turn again in the Bucs' favor two plays later when DT Warren Sapp stripped RB Dorsey Levens of the ball while making the tackle and recovered the fumble to give Tampa Bay possession at the Packers' 30. Unfortunately for the visitors, Green Bay's defense held strong, forcing another ill-fated field goal attempt, this one wasted by a botched snap. Sapp, who applied constant pressure in the Green Bay backfield all day, recording three sacks, nearly got the ball back for Tampa Bay when he got to Favre and stripped the ball again on third down, but the Packers recovered and punted away. In the half's final two minutes, Green Bay added to its lead with a pair of field goals, the second one set up by CB Tyrone Williams' interception of a Difer pass that went through WR Robb Thomas' hands. The Packers opened the second half with a strong drive into Buccaneer territory, but S John Lynch and CB Donnie Abraham combined to turn them away when Lynch hit Favre as he was passing and Abraham made a diving interception of the resulting errant pass. The Bucs then embarked on a 94-yard drive, the longest ever in Buccaneer playoff history, to score a touchdown and pull within six. On third-and-11 from their own five-yard line, the Bucs got out of trouble when Dilfer hit a streaking Reidel Anthony on the sideline for a 52-yard gain. Dilfer then found TE Dave Moore for a 28-yard gain over the middle, setting up FB Mike Alstott's six-yard TD run around left end. Packer RB Dorsey Levens matched that score near the beginning of the fourth quarter with a two-yard touchdown run, finishing off a drive that had been kept alive when WR Derrick Mayes' bobbled reception on third-and-18 fell into the crook of Mayes' leg for a 22-yard gain. Favre ran the ball in himself on the two-point conversion. The Bucs' next two drives ended in failed fourth downs, including a march set up by Abraham's second interception of the day.



SCORING	1	2	3	4	F
Tampa Bay	0	0	7	0	7
Green Bay	7	6	0	8	21

Green Bay:	Chmura 3 pass from Favre (Longwell kick)
Green Bay:	Longwell 21 FG
Green Bay:	Longwell 32 FG
Tampa Bay:	Alstott 6 run (Husted kick)
Green Bay:	Levens 2 run (Favre run)

## TEAM STATISTICS

	TB	GB
First Downs	15	16
Total Net Yards	263	289
Total Offensive Plays	66	64
Rushes-Net Yards	27-90	32-118
Net Yards Passing	173	171
Att.-Comp.-Int.	37-12-2	28-15-2
Sacked-Yards	2-27	4-19
Punts-Avg.	4-42.3	5-42.6
Fumbles-Lost	2-0	3-1
Penalties-Yards	3-38	7-90
Time of Possession	27:57	32:03

## INDIVIDUAL STATISTICS

## RUSHING

Tampa Bay: Dunn 18-64, Alstott 7-21 (1 TD), Anthony 1-5, Walsh 1-0.  
 Green Bay: Levens 25-112 (1 TD), Henderson 2-4, Favre 5-2.

## PASSING

Tampa Bay: Dilfer 36-11-200, 2 INT, Walsh 1-1-0.  
 Green Bay: Favre 28-15-190, 1 TD, 2 INT.

## RECEIVING

Tampa Bay: Copeland 4-44, Moore 3-54, Dunn 2-34, Anthony 1-52, Thomas 1-16, Davis 1-0.  
 Green Bay: Freeman 4-75, Levens 4-29, Mayes 2-37, Chmura 2-20 (1 TD), Henderson 2-8, Brooks 1-21.

## INTERCEPTIONS

Tampa Bay: Abraham 2-0.  
 Green Bay: Williams 1-14, Prior 1-13.

## SACKS

Tampa Bay: Sapp 3-19, Culpepper 1-0.  
 Green Bay: Butler 1-12, McKenzie 1-15.

## ATTENDANCE

60,327


# 1999 NFC DIVISIONAL PLAYOFF GAME



TAMPA BAY 14, WASHINGTON 13  
 JANUARY 15, 2000  
 RAYMOND JAMES STADIUM (65,835)



**TAMPA** – The Bucs rallied from a 13-point deficit to stun the Redskins 14-13 before a delirious gathering of 65,835 at Raymond James Stadium. The win propelled the Bucs into the NFC Championship Game for the first time in two decades. Washington ushered the league's second-ranked offense into Tampa, but left with 157 total yards and no offensive TDs. After a scoreless first quarter, the Redskins struck first. Brett Conway booted a 28-yard FG, giving Washington a 3-0 lead that carried into the locker room. The Redskins then stretched their lead before many fans had returned to their seats. RB Brian Mitchell returned the second-half kickoff 100 yards for a TD. The return set an NFL postseason record and handed Washington a 10-0 lead. CB Darrell Green later picked off Shaun King, setting up Conway for a 48-yard FG. Washington led 13-0 and the natives were growing restless. But S John Lynch intercepted Redskins QB Brad Johnson late in the third quarter, igniting a fire under the Bucs' offense. King marched Tampa Bay to the Redskins 2, where FB Mike Alstott scored on a highlight-reel rumble, cutting Washington's lead to 13-7. Two series later, DE Steve White knocked the ball out of Johnson's hands. DT Warren Sapp recovered at the Redskins 32, setting up an acrobatic one-yard TD toss from King to TE John Davis. The Redskins got one more crack, but Dan Turk's errant snap on a 52-yard FG attempt with 1:17 left punched Tampa Bay's ticket to St. Louis.



## TEAM STATISTICS

	WASH	TB
First Downs	10	12
Total Net Yards	157	186
Total Offensive Plays	58	61
Rushes-Net Yards	22-46	27-44
Net Yards Passing	111	142
Att.-Comp.-Int.	32-20-1	32-15-1
Sacked-Yards	4-38	2-15
Punts-Avg.	8-42.1	10-41.8
Fumbles-Lost	2-1	1-0
Penalties-Yards	4-61	2-25
Time of Possession	28:25	31:35

## INDIVIDUAL STATISTICS

### RUSHING

**Washington:** Davis 17-37, Centers 1-7, Mitchell 1-1, Thrash 1-1, Hicks 1-0, Westbrook 1-0.

**Tampa Bay:** Alstott 15-24, Dunn 11-18, King 1-2.

### PASSING

**Washington:** Johnson 32-20-149, 1 INT.

**Tampa Bay:** King 32-15-157, 1 TD, 1 INT.

### RECEIVING

**Washington:** Connell 4-59, Fryar 4-30, Davis 3-26, Centers 3-8, Hicks 2-17, Mitchell 2-1, Alexander 1-4, Westbrook 1-4.

**Tampa Bay:** Dunn 4-32, Alstott 3-17, Emanuel 2-47, Moore 2-32, Green 2-25, Williams 1-3, Davis 1-1.

### INTERCEPTIONS

**Washington:** Green 1-12.

**Tampa Bay:** Lynch 1-0.

### SACKS

**Washington:** Stubblefield 1-10, Barber 1-5.

**Tampa Bay:** White 2-20, Sapp 1-8.

### ATTENDANCE

65,835

SCORING	1	2	3	4	F
Washington	0	3	10	0	13
Tampa Bay	0	0	7	7	14

**Washington:** Conway 28-yd. FG  
**Washington:** Mitchell 100-yard kickoff return (Conway kick)

**Washington:** Conway 48-yd. FG  
**Tampa Bay:** Alstott 2-yd. run (Gramatica kick)  
**Tampa Bay:** Davis 1-yd. pass from King (Gramatica kick)

COACHING

PLAYERS

2014 REVIEW

HISTORY

RECORDS

SIDELINES





## 1999 NFC CHAMPIONSHIP GAME

ST. LOUIS 11, TAMPA BAY 6  
 JANUARY 23, 2000  
 TRANS WORLD DOME (66,496)



**ST. LOUIS** – Tampa Bay held the high-powered Rams in check for nearly 60 minutes, but a late TD pass enabled St. Louis to escape with an 11-6 win before 66,496 at Trans World Dome. The win propelled the Rams to their second-ever Super Bowl berth. The Bucs jumped on the board quickly. DE Steve White intercepted NFL MVP Kurt Warner on the first play of the game, setting up the Tampa Bay offense at the St. Louis 20. Martin Gramatica booted a 25-yard FG, giving the Bucs a 3-0 lead. The Rams bounced right back, marching 74 yards on 16 plays before settling for a 24-yard FG by Jeff Wilkins. St. Louis grabbed its first lead thanks to a Bucs miscue. C Tony Mayberry snapped the ball over QB Shaun King's head and King knocked the ball out of the end zone for a safety. Wilkins missed a 44-yard FG after the ensuing free kick. The Bucs marched to the Rams 41 late in the second quarter, but CB Todd Lyght picked off King to preserve the 5-3 lead at the half. Tampa Bay reclaimed the lead at the outset of the third quarter when Gramatica nailed a 23-yarder. The Rams tried to counter but LB Hardy Nickerson intercepted Warner at the Bucs 2. On the Rams' next possession, CB Brian Kelly picked off Warner. But the turnover tide turned with eight minutes left. Rams CB Dre Bly intercepted King and returned it to midfield. Six plays later, Warner finally struck gold, lofting a 30-yard TD strike to WR Ricky Proehl. The two-point attempt failed. Tampa Bay drove to the Rams 35 but stalled with 34 seconds left.

SCORING	1	2	3	4	F
Tampa Bay	3	0	3	0	6
St. Louis	3	2	0	6	11

<b>Tampa Bay:</b>	Gramatica 25-yd. FG
<b>St. Louis:</b>	Wilkins 24-yd. FG
<b>St. Louis:</b>	Safety, King out of end zone
<b>Tampa Bay:</b>	Gramatica 23-yd. FG
<b>St. Louis:</b>	Proehl 30-yd. pass from Warner (Wilkins kick)



## TEAM STATISTICS

	TB	STL
First Downs	12	17
Total Net Yards	203	309
Total Offensive Plays	57	64
Rushes-Net Yards	23-77	21-51
Net Yards Passing	126	258
Att.-Comp.-Int.	29-13-2	43-26-3
Sacked-Yards	5-37	0-0
Punts-Avg.	5-40.4	4-43.8
Fumbles-Lost	3-0	2-0
Penalties-Yards	3-15	7-48
Time of Possession	26:59	33:01

## INDIVIDUAL STATISTICS

## RUSHING

**Tampa Bay:** Alstott 12-39, Dunn 9-35, King 2-3.  
**St. Louis:** Faulk 17-44, Hakim 1-6, Holcombe 1-2, Warner 2-(-)1.

## PASSING

**Tampa Bay:** King 29-13-163, 0 TD, 2 INT, 32 LG.  
**St. Louis:** Warner 43-26-258, 1 TD, 3 INT, 30 LG.

## RECEIVING

**Tampa Bay:** Green 4-59, Dunn 4-37, Williams 2-28, Emanuel 1-22, Alstott 1-9, Moore 1-8.  
**St. Louis:** Holt 7-68, Proehl 6-100, Bruce 3-22, Faulk 3-5, Hakim 2-27, Holcombe 2-5, Williams 1-22, Robinson 1-11, Conwell 1-(-)2.

## INTERCEPTIONS

**Tampa Bay:** Kelly 1-15, Nickerson 1-6, White 1-0.  
**St. Louis:** Lyght 1-19, Bly 1-9.

## SACKS

**Tampa Bay:** None.  
**St. Louis:** Wistrom 1-13, Clemons 1-8, Carter 1-6, Farr 1-5, Zgonina 1-5.

## ATTENDANCE

66,496

# 2000 NFC WILD CARD PLAYOFF GAME



## PHILADELPHIA 21, TAMPA BAY 3 DECEMBER 31, 2000 VETERANS STADIUM (65,813)



**PHILADELPHIA** – Tampa Bay remained winless on the road in the postseason (0-5) as Philadelphia dominated the Bucs in a 21-3 victory at Veterans Stadium. The Bucs struck first on a 29-yard field goal by K Martin Gramatica early in the second quarter, but the Eagles defense proved stingy for the rest of the contest. Tampa Bay mustered 199 total yards, including just 50 on the ground, and was held to 3-of-13 on third down conversions. The Philadelphia offense, led by QB Donovan McNabb, scored all the points it would need on two drives late in the first half. McNabb kept the ball on a quarterback draw for a five-yard score with 3:21 left following a fumble by Bucs QB Shaun King. King was sacked by Philadelphia DE Hugh Douglas, putting the Eagles in great field position at the Tampa Bay 15-yard line. McNabb then extended the lead to 14-3 with a five-yard scoring strike to WR Na Brown with 12 seconds remaining before intermission. After a scoreless third quarter, the Eagles put the game out of reach on McNabb's second touchdown pass of the day, a two-yarder to TE Jeff Thomason early in the final period. McNabb completed passes to 10 different players on 24-of-33 attempts for 161 yards, and also rushed for 32 yards on eight carries. Eagles RB Chris Warren aided the ground attack, gaining 82 yards on 21 carries. Bucs QB Shaun King passed for 171 yards, including six completions to WR Keyshawn Johnson for 106 yards. But the rushing game was shut down, with FB Mike Alstott totaling 42 yards and RB Warrick Dunn gaining just one yard on eight carries.

SCORING	1	2	3	4	F
Tampa Bay	0	3	0	0	3
Philadelphia	0	14	0	7	21
Tampa Bay:	Gramatica 29-yd. FG				
Philadelphia:	McNabb 5-yd. run (Akers kick)				
Philadelphia:	Brown 5-yd. pass from McNabb (Akers kick)				
Philadelphia:	Thomason 2-yd. pass from McNabb (Akers kick)				

### TEAM STATISTICS

	TB	PHI
First Downs	11	20
Total Net Yards	199	277
Total Offensive Plays	54	68
Rushes-Net Yards	19-50	33-126
Net Yards Passing	149	151
Att.-Comp.-Int.	31-17-0	33-24-1
Sacked-Yards	4-22	2-10
Punts-Avg.	6-40.5	5-36.6
Fumbles-Lost	2-1	1-0
Penalties-Yards	7-62	2-20
Time of Possession	25:06	34:53

### INDIVIDUAL STATISTICS

#### RUSHING

Tampa Bay: Alstott 7-42, King 4-7, Dunn 8-1.  
Philadelphia: Warren 21-82, McNabb 8-32, Mitchell 4-12.

#### PASSING

Tampa Bay: King 31-17-171, 0 TD, 0 INT, 41 LG.  
Philadelphia: McNabb 33-24-161, 2 TD, 1 INT, 25 LG.

#### RECEIVING

Tampa Bay: Johnson 6-106, Dunn 5-28, Alstott 2-14, Moore 2-12, Anthony 1-6, Hape 1-5.  
Philadelphia: Johnson 5-47, Mitchell 5-37, Small 3-30, Lewis 3-24, Martin 2-8, Pritchett 2(-1), Brown 1-5, Pinkston 1-5, Warren 1-4, Thomason 1-2.

#### INTERCEPTIONS

Tampa Bay: Abraham 1-0.  
Philadelphia: None.

#### SACKS

Tampa Bay: White 1-10, Singleton 0.5-0, Webster 0.5-0.  
Philadelphia: Douglas 2-14, Caldwell 1-7, Thomas 1-1.

#### ATTENDANCE

65,813





## 2001 NFC WILD CARD PLAYOFF GAME



PHILADELPHIA 31, TAMPA BAY 9  
 JANUARY 12, 2002  
 VETERANS STADIUM (65,847)



**PHILADELPHIA** — Philadelphia controlled the running game and took advantage of four Bucs' turnovers as it ended Tampa Bay's season for the second consecutive year in a 31-9 victory at Veterans Stadium in an NFC Wild Card contest. The Bucs remained winless on the road in the postseason (0-6) and were handed a first round playoff loss for the second straight year in what would prove to be Tony Dungy's final game as head coach. FS Dexter Jackson intercepted Eagles QB Donovan McNabb on the opening series, leading to a 36-yard field goal by K Martin Gramatica. The Eagles pulled even on a David Akers FG and TE Chad Lewis gave Philadelphia the lead for good on a 16-yard TD reception from McNabb. Gramatica cut the lead to 10-6 with his second three-pointer, but McNabb found RB Duce Staley for a 23-yard TD pass in the final minute of the first half for a 17-6 lead. Gramatica again closed the gap with a 27-yard FG on the final play of the half, drawing the Bucs to within 17-9 at the break. But the Eagles dominated the second half, adding a 25-yard TD scamper by RB Correll Buckhalter and a 59-yard interception return for a touchdown by S Damon Moore in the closing minutes. Tampa Bay mustered just 258 yards of total offense, including 63 on the ground. QB Brad Johnson threw four interceptions and the Bucs converted on only 5-of-12 third down attempts. McNabb, who passed for 194 yards, added 57 yards rushing.



SCORING	1	2	3	4	F
<b>Tampa Bay</b>	3	6	0	0	9
<b>Philadelphia</b>	3	14	7	7	31
<b>Tampa Bay:</b>	Gramatica 36-yd. FG				
<b>Philadelphia:</b>	Akers 26-yd. FG.				
<b>Philadelphia:</b>	Lewis 16-yd. pass from McNabb (Akers kick)				
<b>Tampa Bay:</b>	Gramatica 32-yd. FG				
<b>Philadelphia:</b>	Staley 23-yd. pass from McNabb (Akers kick)				
<b>Tampa Bay:</b>	Gramatica 27-yd. FG				
<b>Philadelphia:</b>	Buckhalter 25-yd. run (Akers kick)				
<b>Philadelphia:</b>	Moore 59-yd. INT return (Akers kick)				

## TEAM STATISTICS

	TB	PHI
First Downs	16	17
Total Net Yards	258	334
Total Offensive Plays	61	57
Rushes-Net Yards	24-63	29-148
Net Yards Passing	195	186
Att.-Comp.-Int.	36-22-4	25-16-1
Sacked-Yards	1-7	3-8
Punts-Avg.	5-41.6	6-37.7
Fumbles-Lost	1-0	1-0
Penalties-Yards	4-28	7-59
Time of Possession	29:37	30:23

## INDIVIDUAL STATISTICS

## RUSHING

**Tampa Bay:** Alstott 12-32, Dunn 11-29, B. Johnson 1-2.  
**Philadelphia:** McNabb 4-57, Buckhalter 9-55, Staley 15-34, Thrash 1-2.

## PASSING

**Tampa Bay:** B. Johnson 36-22-202, 0 TD, 4 INT.  
**Philadelphia:** McNabb 25-16-194, 2 TD, 1 INT.

## RECEIVING

**Tampa Bay:** Dunn 8-37, Alstott 5-32, K. Johnson 3-75, Williams 2-25, Green 2-15, Moore 1-13, Yoder 1-5.  
**Philadelphia:** Pinkston 5-62, Lewis 4-60, Thrash 3-32, Staley 2-27, Buckhalter 2-13.

## INTERCEPTIONS

**Tampa Bay:** Jackson 1-9.  
**Philadelphia:** Moore 2-59, Dawkins 1-0, Vincent 1-0.

## SACKS

**Tampa Bay:** Rice 2-7, White 1-1.  
**Philadelphia:** Douglas 1-7.

## ATTENDANCE

65,847

## 2002 NFC DIVISIONAL PLAYOFF GAME



TAMPA BAY 31, SAN FRANCISCO 6  
 JANUARY 12, 2003  
 RAYMOND JAMES STADIUM (65,599)



**TAMPA** – Tampa Bay advanced to the NFC Championship Game for the third time in club history (also 1979 and 1999) behind a suffocating defense and pair of touchdown passes by QB Brad Johnson as the Buccaneers defeated San Francisco at Raymond James Stadium. Tampa Bay jumped out to a 28-6 halftime lead, reaching the end zone on three consecutive possessions in the first half. FB Mike Alstott opened the scoring with a two-yard run and added his second scoring run with less than one minute remaining in the first half. Sandwiched in between Alstott's two scores were scoring strikes to WR Joe Jurevicius from 20 yards and TE Rickey Dudley's 12-yard score in the second quarter. Johnson, who returned to the starting lineup after missing the last two regular season games with a right lower back contusion, completed 15-of-31 passes for 196 yards with two touchdowns and one interception. Tampa Bay's top-ranked defense forced five turnovers, including three interceptions of 49ers QB Jeff Garcia. San Francisco, which entered the game averaging 22.9 points per contest in the regular season and put up 39 points in its Wild Card win over the New York Giants, were limited to just two first half field goals and 228 total yards. The Bucs' defense did not allow the 49ers to score a touchdown for the first time in 50 games (counting postseason). LB Derrick Brooks, the 2002 NFL Defensive Player of the Year, posted seven tackles, one INT and a sack to pace the Bucs' defense. Tampa Bay's secondary limited WR Terrell Owens to just four catches for 35 yards as CB Ronde Barber recorded an interception and CB Dwight Smith added an interception and a fumble recovery on special teams.



SCORING	1	2	3	4	F
San Francisco	3	3	0	0	6
Tampa Bay	7	21	3	0	31

**Tampa Bay:** Alstott 2 run (Gramatica kick)  
**San Francisco:** Chandler 24 FG  
**Tampa Bay:** Jurevicius 20 pass from B. Johnson (Gramatica kick)  
**San Francisco:** Chandler 40 FG  
**Tampa Bay:** Dudley 12 pass from B. Johnson (Gramatica kick)  
**Tampa Bay:** Alstott 2 run (Gramatica kick)  
**Tampa Bay:** Gramatica 19 FG

### TEAM STATISTICS

	SF	TB
First Downs	14	21
Total Net Yards	228	329
Total Offensive Plays	58	71
Rushes-Net Yards	13-62	38-121
Net Yards Passing	166	208
Att.-Comp.-Int.	41-22-3	32-16-1
Sacked-Yards	4-27	1-9
Punts.-Avg.	3-34.3	4-47.3
Fumbles-Lost	4-2	2-1
Penalties-Yards	6-71	10-100
Time of Possession	23:14	36:46

### INDIVIDUAL STATISTICS

#### RUSHING

**Tampa Bay:** Alstott 17-60 (2 TD), Pittman 17-41, Stecker 2-8, R. Johnson 1-7, B. Johnson 1-5.  
**San Francisco:** Hearst 10-55, Barlow 3-7.

#### PASSING

**Tampa Bay:** B. Johnson 31-15-196, 2 TD, 1 INT, R. Johnson 1-1-21.  
**San Francisco:** Garcia 41-22-193, 0 TD, 3 INT.

#### RECEIVING

**Tampa Bay:** K. Johnson 5-85, Jurevicius 3-48 (1 TD), Dilger 3-35, Alstott 3-27, Dudley 1-12 (1 TD), Pittman 1-10.  
**San Francisco:** Streets 5-62, Owens 4-35, Hearst 4-29, Stokes 3-20, Beasley 2-15, E. Johnson 2-7, Wilson 1-22, Barlow 1-3.

#### INTERCEPTIONS

**Tampa Bay:** Barber 1-25, Smith 1-6, Brooks 1-0.  
**San Francisco:** Holman 1-13.

#### SACKS

**Tampa Bay:** Rice 1-8, Singleton 1-6, Spires 1-8, Brooks 0.5-2.5, Sapp 0.5-2.5.  
**San Francisco:** Peterson 1-9.

#### ATTENDANCE

65,599

COACHING

PLAYERS

2014 REVIEW

HISTORY

RECORDS

SIDELINES

## 2002 NFC CHAMPIONSHIP GAME



TAMPA BAY 27, EAGLES 10  
 JANUARY 19, 2003  
 VETERANS STADIUM (66,713)



**PHILADELPHIA** — Tampa Bay advanced to its first Super Bowl appearance in club history with a 27-10 victory over the Philadelphia Eagles in the final game at Veterans Stadium. The Buccaneers, under first-year head coach Jon Gruden, forced three Eagles turnovers en route to securing Tampa Bay's first road win in postseason history. CB Ronde Barber paced an outstanding defensive effort with a club-record 92-yard INT return for a TD, four passes defended, three tackles, one sack and a forced fumble. Tampa Bay built a 17-10 halftime lead behind QB Brad Johnson, who completed 20-of-33 passes for 259 yards with one TD and one INT. On the game's opening kickoff, Philadelphia KR Brian Mitchell raced 70 yards to set up RB Duce Staley's 20-yard run for a 7-0 lead. The Buccaneers responded when K Martin Gramatica drilled a club postseason-record 48-yard field goal to cut the deficit to 7-3. Late in the first quarter, Brad Johnson connected with WR Joe Jurevicius for a 71-yard completion—the second-longest in team postseason history—to set up FB Mike Alstott's one-yard TD run for a 10-7 lead. K David Akers tied the contest with a 30-yard FG, but Brad Johnson connected on a nine-yard TD to WR Keyshawn Johnson for the go-ahead score. The Bucs' defense stifled the Eagles' offensive attack in the second half and allowed just 30 yards and two first downs in the third quarter. Tampa Bay added 10 more points as Gramatica hit a 27-yard FG in the third quarter and Barber punctuated the win with the first-ever interception return in club playoff history late in the fourth quarter.

SCORING	1	2	3	4	F
Tampa Bay	10	7	3	7	27
Philadelphia	7	3	0	0	10

Philadelphia:	Staley 20 run (Akers kick)
Tampa Bay:	Gramatica 48 FG
Tampa Bay:	Alstott 1 run (Gramatica kick)
Philadelphia:	Akers 30 FG
Tampa Bay:	K. Johnson 9 pass from B. Johnson (Gramatica kick)
Tampa Bay:	Gramatica 27 FG
Tampa Bay:	Barber 92 INT return (Gramatica kick)

## TEAM STATISTICS

	TB	PHI
First Downs	15	20
Total Net Yards	308	312
Total Offensive Plays	65	72
Rushes-Net Yards	32-49	21-80
Net Yards Passing	259	232
Att.-Comp.-Int.	33-20-1	49-26-1
Sacked-Yards	0-0	2-11
Punts-Avg.	7-36.3	7-39.9
Fumbles-Lost	0-0	2-2
Penalties-Yards	3-16	5-45
Time of Possession	30:53	29:07

## INDIVIDUAL STATISTICS

## RUSHING

**Tampa Bay:** Alstott 17-25 (1 TD), Pittman 8-17, Stecker 1-9, B. Johnson 6--2.

**Philadelphia:** Staley 13-58 (1 TD), McNabb 3-17, Westbrook 2-5, Levens 3-0.

## PASSING

**Tampa Bay:** B. Johnson 33-20-259, 1 TD, 1 INT.

**Philadelphia:** McNabb 49-26-243, 0 TD, 1 INT.

## RECEIVING

**Tampa Bay:** Pittman 5-53, McCardell 5-37, Dilger 3-41, K. Johnson 3-40 (1 TD), Jurevicius 1-71, Williams 1-7, Dudley 1-7, Stecker 1-3.

**Philadelphia:** Lewis 6-65, Staley 6-26, Freeman 5-66, Thrash 4-23, Pinkston 3-51, Westbrook 1-8, Martin 1-4.

## INTERCEPTIONS

**Tampa Bay:** Barber 1-92 (1 TD).

**Philadelphia:** Taylor 1-1.

## SACKS

**Tampa Bay:** Rice 1-6, Barber 1-5.

**Philadelphia:** None.

## ATTENDANCE

66,713





# SUPER BOWL XXXVII




TAMPA BAY 48, OAKLAND 21  
JANUARY 26, 2003  
QUALCOMM STADIUM (67,603)



**SAN DIEGO** – Tampa Bay, behind a suffocating defense, set Super Bowl records with five interceptions, including a Super Bowl record-setting three for touchdowns, as the Buccaneers defeated the Oakland Raiders 48-21 to capture Super Bowl XXXVII at Qualcomm Stadium for the first NFL championship in team history. Jon Gruden became the youngest head

coach at the time (age 39) to win a Super Bowl as the Buccaneers' top-ranked defense stifled the Raiders No. 1 ranked offense. S Dexter Jackson earned Most Valuable Player honors for his two first-half interceptions and CB Dwight Smith returned a pair of second-half interceptions from 44 and 50 yards for TDs. LB Derrick Brooks added a 44-yard INT return for a score. The Buccaneers' defense held the Raiders to 269 total yards, 19 rushing yards and 11 total first downs. Tampa Bay's defensive line added five sacks, including two courtesy of DE Simeon Rice. Raiders QB Rich Gannon, the league's Most Valuable Player, completed 24-of-44 passes for 272 yards with two TDs and a Super Bowl record five INTs. Gannon, who threw just 10 INTs in 618 passing attempts during the regular season, finished with a 48.9 passer rating as Tampa Bay held Oakland to 62 total yards in the first half, the second-fewest in Super Bowl history. Oakland took a 3-0 lead on its initial possession with a 40-yard field goal by K Sebastian Janikowski. But that lead was short-lived as the Buccaneers built a 20-3 halftime advantage on a pair of K Martin Gramatica field goals and a two-yard TD run by FB Mike Alstott and a five-yard TD reception by WR Keenan McCardell. The Buccaneers scored a pair of touchdowns in the third quarter on McCardell's eight-yard scoring pass from QB Brad Johnson, who completed 18-of-34 passes for 215 yards with two TDs and one INT, and Smith's 44-yard INT return for a 34-3 advantage. RB Michael Pittman posted a season-high 29 carries for 124 yards. Oakland found the end zone for the first time late in the third quarter and added two more TDs, the last by All-Pro WR Jerry Rice from 48 yards out to cut the lead to 34-21. But the Buccaneers clinched their first championship in 27 seasons with two defensive scores in the final 1:18, courtesy of Brooks, the NFL's Defensive Player of the Year, and Smith's score with just two seconds remaining.



COACHING

PLAYERS

2014 REVIEW

HISTORY

RECORDS

SIDELINES

SCORING	1	2	3	4	F
Oakland	3	0	6	12	21
Tampa Bay	3	17	14	14	48

Oakland:	Janikowski 40 FG
Tampa Bay:	Gramatica 31 FG
Tampa Bay:	Gramatica 43 FG
Tampa Bay:	Alstott 2 run (Gramatica kick)
Tampa Bay:	McCardell 5 pass from B. Johnson (Gramatica kick)
Tampa Bay:	McCardell 8 pass from B. Johnson (Gramatica kick)
Tampa Bay:	Smith 44 INT return (Gramatica kick)
Oakland:	Porter 39 pass from Gannon (pass failed)
Oakland:	E. Johnson 13 return of blocked punt (pass failed)
Oakland:	Rice 48 pass from Gannon (pass failed)
Tampa Bay:	Brooks 44 INT return (Gramatica kick)
Tampa Bay:	Smith 50 INT return (Gramatica kick)

### TEAM STATISTICS

	OAK	TB
First Downs	11	24
Total Net Yards	269	365
Total Offensive Plays	60	76
Rushes-Net Yards	11-19	42-150
Net Yards Passing	250	215
Att.-Comp.-Int.	44-24-5	34-18-1
Sacked-Yards	5-22	0-0
Punts-Avg.	5-39.0	5-31.0
Fumbles-Lost	1-0	1-0
Penalties-Yards	7-51	5-41
Time of Possession	22:46	37:14

### INDIVIDUAL STATISTICS

#### RUSHING

Oakland: Garner 7-10, Crockett 2-6, Cannon 2-3.  
 Tampa Bay: Pittman 29-124, Alstott 10-15 (1 TD),  
 B. Johnson 1-10, Stecker 1-1, Tupa 1-0.

#### PASSING

Oakland: Gannon 44-24-272, 2 TD, 5 INT.  
 Tampa Bay: B. Johnson 34-18-215, 2 TD, 1 INT.

#### RECEIVING

Oakland: Garner 7-51, Rice 5-77 (1 TD), Jolley 5-59, Porter 4-62 (1 TD),  
 Brown 1-9, Ritchie 1-7, Wheatley 1-7.  
 Tampa Bay: K. Johnson 6-69, Alstott 5-43, Jurevicius 4-78, McCardell  
 2-13 (2 TD), Dilger 1-12.

#### INTERCEPTIONS

Oakland: Woodson 1-12.  
 Tampa Bay: Smith 2-94 (2 TD), Jackson 2-34, Brooks 1-44 (1 TD).

#### SACKS

Oakland: None.  
 Tampa Bay: Rice 2-7, Sapp 1-9, Spires 1-5, Wyms 1-1.

#### ATTENDANCE

67,603



## 2005 NFC WILD CARD GAME



### WASHINGTON 17, TAMPA BAY 10 JANUARY 7, 2006 RAYMOND JAMES STADIUM (65,514)



**TAMPA** — Despite surrendering just 120 yards of total offense to the visiting Washington Redskins, Tampa Bay suffered its first playoff defeat at Raymond James Stadium in the NFC Wild Card contest. The 120 yards were the fewest yards gained by a winning team in a game in NFL playoff history. Redskins QB Mark Brunell was limited to seven completions on 15 attempts for 41 yards and one interception while the Washington rushing attack averaged only 3.1 yards per carry on 31 attempts. Tampa Bay fell behind 14-0 in the first quarter following two Tampa Bay miscues. Redskins LB LaVar Arrington picked off a tipped QB Chris Simms pass deep in Buccaneers territory on their second possession, setting up a RB Clinton Portis six-yard touchdown run. On the ensuing possession, RB Carnell "Cadillac" Williams fumbled and Redskins S Sean Taylor returned it 51 yards for a touchdown. The two teams traded field goals in the second quarter as Washington went to the locker room with a 17-3 lead at halftime. Tampa Bay got back within seven at 17-10 on its first possession of the second half, driving 51 yards in seven plays as Simms capped it off with a two-yard touchdown run for what turned out to be the final scoring of the day. Following a CB Brian Kelly interception in Washington territory with just under four minutes remaining, the Buccaneers had a chance to tie the game but Simms' 35-yard pass into the end zone to WR Edell Shepherd was ruled incomplete. Tampa Bay regained possession near midfield with 1:05 left in the contest, but Simms was intercepted following another tipped ball on the first play of the drive.

SCORING	1	2	3	4	F
Washington	14	3	0	0	17
Tampa Bay	0	3	7	0	10

**Washington:** Portis 6 run (Hall kick)  
**Washington:** Taylor 51 fumble return (Hall kick)  
**Tampa Bay:** Bryant 43 FG  
**Washington:** Hall 47 FG  
**Tampa Bay:** Simms 2 run (Bryant kick)



### TEAM STATISTICS

	WASH	TB
First Downs	9	17
Total Net Yards	120	243
Total Offensive Plays	49	66
Rushes-Net Yards	31-95	25-75
Net Yards Passing	25	168
Att.-Comp.-Int.	16-7-1	38-25-2
Sacked-Yards	2-16	3-30
Punts-Avg.	7-38.3	5-39.4
Fumbles-Lost	3-0	3-1
Penalties-Yards	4-30	3-30
Time of Possession	25:31	34:29

### INDIVIDUAL STATISTICS

#### RUSHING

**Washington:** Portis 16-53 (1 TD), Betts 10-25, Moss 1-11, Brunell 4-6.  
**Tampa Bay:** Williams 18-49, Alstott 4-15, Simms 3-11.

#### PASSING

**Washington:** Brunell 15-7-41, 0 TD, 1 INT, Portis 1-0-0, 0 TD, 0 INT.  
**Tampa Bay:** Simms 38-25-198, 0 TD, 2 INT.

#### RECEIVING

**Washington:** Moss 2-18, Cooley 2-12, Betts 1-11, Thrash 1-5, Portis 1-(-5).  
**Tampa Bay:** Galloway 7-69, Hilliard 4-38, Pittman 3-30, Becht 3-26, Smith 3-14, Williams 3-10, Alstott 1-7, Shepherd 1-4.

#### INTERCEPTIONS

**Washington:** Arrington 1-21, Washington 1-13.  
**Tampa Bay:** Kelly 1-3.

#### SACKS

**Washington:** Daniels 1-13, Stoutmire 1-9, Evans 1-8.  
**Tampa Bay:** Rice 1-11, Wymms 1-5.

#### ATTENDANCE

65,514



## 2007 NFC WILD CARD GAME



N.Y. GIANTS 24, TAMPA BAY 14  
 JANUARY 6, 2008  
 RAYMOND JAMES STADIUM (65,621)



**TAMPA** – Playing host to the New York Giants in an NFC Wild Card matchup, the Buccaneers 2007 season came to an end as the Giants advanced with a 24-14 victory. Tampa Bay started fast, taking a 7-0 lead in the first quarter on a RB Earnest Graham one-yard touchdown run as the Buccaneers gained 78 first-quarter yards compared to the Giants minus-two yards. New York evened the score with 10:02 left in the first half as QB Eli Manning found RB Brandon Jacobs on a five-yard scoring pass. The Giants took the lead on their next possession as Jacobs scored on an eight-yard run, giving New York a 14-7 lead at halftime. Following a Buccaneers fumble on the opening kickoff of the second half, the Giants tacked on a 25-yard field goal for a 17-7 lead. Tampa Bay drove into Giants territory on its next possession, but QB Jeff Garcia was intercepted in the end zone. Following a Buccaneers punt that pinned the Giants at their own eight-yard line, New York drove 92 yards in 15 plays to take a 24-7 lead with 8:03 left in the game on a Manning to WR Amani Toomer four-yard touchdown pass. Tampa Bay pulled within 10 on the ensuing drive as Garcia connected with TE Alex Smith for a six-yard score with 3:25 left in the contest. The Buccaneers forced a punt on the Giants next possession and advanced near midfield, but Garcia was intercepted just after the two-minute warning to end the Buccaneers comeback attempt. LB Derrick Brooks played in his 11th postseason game, becoming the all-time leader in postseason games played in franchise history.

SCORING	1	2	3	4	F
N.Y. Giants	0	14	3	7	24
Tampa Bay	7	0	0	7	14

<b>Tampa Bay:</b>	Graham 1 run (Bryant kick)
<b>New York:</b>	Jacobs 5 pass from Manning (Tynes kick)
<b>New York:</b>	Jacobs 8 run (Tynes kick)
<b>New York:</b>	Tynes 25 FG
<b>New York:</b>	Toomer 4 pass from Manning (Tynes kick)
<b>Tampa Bay:</b>	Smith 6 pass from Garcia (Bryant kick)

## TEAM STATISTICS

	NYG	TB
First Downs	16	20
Total Net Yards	277	271
Total Offensive Plays	58	62
Rushes-Net Yards	30-100	22-69
Net Yards Passing	177	202
Att.-Comp.-Int.	27-20-0	39-23-2
Sacked-Yards	1-8	1-5
Punts-Avg.	6-44.5	5-36.8
Fumbles-Lost	0-0	2-1
Penalties-Yards	5-41	4-25
Time of Possession	33:31	26:29

## INDIVIDUAL STATISTICS

## RUSHING

**New York:** Bradshaw 17-66, Jacobs 13-34.  
**Tampa Bay:** Graham 18-63, Pittman 1-5, Askew 1-3, Garcia 1-2, Galloway 1-(-4).

## PASSING

**New York:** Manning 27-20-185, 2 TD, 0 INT.  
**Tampa Bay:** Garcia 39-23-207, 1 TD, 2 INT.

## RECEIVING

**New York:** Toomer 7-74, Burress 4-38, Smith 3-29, Jacobs 2-16, Boss 2-14, Bradshaw 1-9, Hedgecock 1-5.  
**Tampa Bay:** Pittman 5-62, Graham 4-27, Hilliard 4-27, Clayton 3-39, Smith 3-26, Askew 2-12, Galloway 1-9, Stevens 1-5.

## INTERCEPTIONS

**New York:** Webster 1-0, McQuarters 1-0.  
**Tampa Bay:** None.

## SACKS

**New York:** Strahan 1-5.  
**Tampa Bay:** Adams 1-8.

## ATTENDANCE

65,621



# TAMPA BAY BUCCANEERS SUPER BOWL RING



In the long-established tradition of creating custom awards for the world of sports, Tiffany & Co. designed the Super Bowl championship rings presented to the Tampa Bay Buccaneers, winners of Super Bowl XXXVII.

The fourteen-karat yellow gold ring incorporates the Vince Lombardi Super Bowl Trophy, an original Tiffany design featuring a football in kicking position, which the company has produced for every Super Bowl since its inception in 1967. In the ring's depiction, the trophy base is set with three rectangular modified brilliant diamonds, the football is studded with a marquise diamond, and 50 sparkling round diamonds surround the trophy. The ring's bezel reads 'Tampa Bay Buccaneers World Champions.'

Details of Super Bowl XXXVII and the Buccaneers are commemorated on the sides of the ring. On one side, the cities of the contending teams (Tampa Bay and Oakland) appear, along with the final game score (48-21), date and place of Super Bowl XXXVII (January 26, 2003, in San Diego, Calif.), and the Super Bowl and

NFL shield logos. The ring's other side displays the player's name engraved on a banner and captures the team's undaunted spirit with flag logo, palm trees, and a seagoing pirate ship reminiscent of the Buccaneers' own ship that is a fan favorite at home games.

The ring reflects the close collaboration between Tiffany and the Tampa Bay Buccaneers in capturing the rich symbolism of the Super Bowl, the winning team, and the NFL. The awarding of the Super Bowl rings to the victorious Buccaneers followed the presentation of the Vince Lombardi trophy presented to the team on Super Bowl Sunday.

In addition to creating the Vince Lombardi trophy, Tiffany also creates the Pete Rozelle trophy presented to the Most Valuable Player of the Super Bowl game. Named for the late NFL Commissioner whose distinguished career spanned nearly 30 years, the trophy, a shooting star design handcrafted of sterling silver with vermeil, was first awarded in 1991 at Super Bowl XXV. The Pete Rozelle trophy was awarded to Tampa Bay's Dexter Jackson.



AT LEFT: Both sides of former Buccaneers FB Mike Alstott's Super Bowl ring

# RECORDS





# BUCCANEERS RECORDS

## INDIVIDUAL RECORDS/OFFENSE

### SCORING

#### MOST POINTS SCORED

Season	131, Matt Bryant, 2008
	128, Martin Gramatica, 2002
	126, Martin Gramatica, 2000
	123, Connor Barth, 2012
	118, Matt Bryant, 2007
Game	<b>24, Doug Martin, at Oakland 11/4/12</b>
	24, Jimmie Giles, at Miami, 10/20/85
	<b>18, Bobby Rainey, vs. Atlanta 11/17/13</b>
	18, Michael Pittman, vs. Kansas City, 11/7/04
	18, Keenan McCardell, vs. Indianapolis, 10/6/03
	18, Mike Alstott, vs. Minnesota, 10/28/01
	18, Warrick Dunn, vs. St. Louis, 12/18/00
	18, Mike Alstott, at Cincinnati, 12/27/98
	18, Reggie Cobb, vs. Detroit, 11/10/91
	18, Morris Owens, vs. Miami, 10/24/76

#### MOST TOUCHDOWNS SCORED

Season	13, James Wilder (13 rush), 1984
	<b>12, Mike Evans (12 rec.), 2014</b>
	<b>12, Doug Martin (11 rush, 1 rec.), 2012</b>
	11, Mike Williams (11 rec.), 2010
	11, Mike Alstott (10 rush, 1 rec.), 2001
	11, Errict Rhett (11 rush), 1995
	10, Joey Galloway (10 rec.), 2005
	10, Michael Pittman (7 rush, 3 rec.), 2004
	10, Mike Alstott (7 rush, 3 rec.), 1997
	10, James Wilder (10 rush), 1985
Game	<b>4, Doug Martin, at Oakland, 11/4/12</b>
	4, Jimmie Giles, at Miami, 10/20/85
	<b>3, Bobby Rainey, vs. Atlanta 11/17/13</b>
	3, Michael Pittman, vs. Kansas City, 11/7/04
	3, Keenan McCardell, vs. Indianapolis, 10/6/03
	3, Mike Alstott, vs. Minnesota, 10/28/01
	3, Warrick Dunn, vs. St. Louis, 12/18/00
	3, Mike Alstott, at Cincinnati, 12/27/98
	3, Reggie Cobb, vs. Detroit, 11/10/91
	3, Morris Owens, vs. Miami, 10/24/76

#### MOST POINTS PLACEKICKING

Season	131, Matt Bryant, 2008
Game	16, Martin Gramatica, vs. New Orleans, 12/23/01 (4 FGs, 4 PATs)
	15, Martin Gramatica, at Chicago, 12/29/02 (5 FGs)
	14, Connor Barth, vs. New Orleans, 10/16/11
	14, Steve Christie, vs. Minnesota, 12/16/90
	14, Steve Christie, vs. Green Bay, 10/14/90
	14, Donald Igwebuike, at Chicago, 11/19/89
	14, Bill Capece, vs. Chicago, 1/2/83 (rest are 4 FGs, 2 PATs)

#### MOST FIELD GOALS

Season	32, Matt Bryant, 2008
	32, Martin Gramatica, 2002
Game	5, Martin Gramatica, at Chicago, 12/29/02

#### MOST FIELD GOALS ATTEMPTED

Season	39, Martin Gramatica, 2002
Game	6, Michael Husted, vs. Cincinnati, 10/8/95

#### BEST FIELD GOAL PERCENTAGE

Season	92%, Connor Barth, 2011 (26-28)
--------	---------------------------------

#### MOST EXTRA POINTS

Season	42, Martin Gramatica, 2000
Game	6, Connor Barth, at Oakland, 11/4/12
	6, Donald Igwebuike, vs. Atlanta, 9/13/87

#### MOST EXTRA POINTS ATTEMPTED

Season	42, Martin Gramatica, 2000
Game	7, Donald Igwebuike, vs. Atlanta, 9/13/87

#### BEST EXTRA POINT PERCENTAGE

Season	100%, 18 times, most recently by (min. 20) <b>Patrick Murray, 2014 (31-31)</b>
--------	---

## MOST CONSECUTIVE GAMES

### SCORING A TOUCHDOWN

6, Earnest Graham, 11/4/07 - 12/16/07
5, Errict Rhett, 9/24/95 - 10/22/95
5, Reggie Cobb, 9/27/92 - 11/1/92
5, Gary Anderson, 9/9/90 - 10/7/90
5, James Owens, 9/11/83 - 10/9/83
5, Ricky Bell, 11/19/78 - 9/23/79*

\*Over two seasons

### LONGEST FIELD GOAL MADE

62, Matt Bryant, vs. Philadelphia, 10/22/06
57, Connor Barth, vs. Washington, 9/30/12
57, Michael Husted, at L.A. Raiders, 12/19/93

### LONGEST FIELD GOAL ATTEMPT

62, Matt Bryant, vs. Philadelphia, 10/22/06
62, Martin Gramatica, vs. Indianapolis, 10/6/03
62, Donald Igwebuike, at New Orleans, 9/22/85 and vs. Minnesota, 9/15/85

### MOST CONSECUTIVE FIELD GOALS MADE

25, Connor Barth, 10/16/11 - 9/30/12
16, Martin Gramatica, 10/9/00 - 12/3/00
16, Michael Husted, 11/9/95 - 9/22/96

### MOST CONSECUTIVE EXTRA POINTS

129, Martin Gramatica, 9/12/99 - 9/8/03
---

## COMBINED YARDAGE

### MOST TOTAL YARDS, RUSHING AND RECEIVING

Season	2,229, James Wilder, 1984 (1,544 rush, 685 rec)
	<b>1,926, Doug Martin, 2012 (1,454 rush, 472 rec)</b>
	1,641, James Wilder, 1985 (1,300 rush, 341 rec)
	1,555, Warrick Dunn, 2000 (1,133 rush, 422 rec)
	1,511, Ricky Bell, 1979 (1,263 rush, 248 rec)
	1,440, Warrick Dunn, 1997 (978 rush, 462 rec)
	1,422, Mark Carrier, 1989 (1,422 rec)
	<b>1,384, Vincent Jackson, 2012 (1,384 rec.)</b>
	1,370, Warrick Dunn, 1998 (1,026 rush, 344 rec)
	1,348, Michael Pittman, 2003 (751 rush, 597 rec)
Game	<b>272, Doug Martin, at Oakland, 11/4/12</b> <b>(251 rush, 21 rec)</b>
	239, James Wilder, at Minnesota, 11/6/83 (219 rush, 20 rec)
	221, Warrick Dunn, vs. Dallas, 12/3/00 (210 rush, 11 rec)
	<b>216, Vincent Jackson, vs. New Orleans, 10/25/12</b> <b>(216 rec.)</b>
	216, James Wilder, vs. Green Bay, 9/30/84 (172 rush, 44 rec)
	<b>214, Doug Martin, at Minnesota, 10/25/12</b> <b>(135 rush, 79 rec)</b>
	212, Mark Carrier, at New Orleans, 12/6/87 (212 rec)
	<b>209, Mike Evans, at Washington, 11/16/14</b> <b>(209 rec.)</b>
	201, James Wilder, vs. Detroit, 11/23/86 (130 rush, 71 rec)
	200, Antonio Bryant, at Carolina, 12/8/08 (200 rec)

**MOST YARDS, PASSING AND RUSHING**

Season	4,204, Josh Freeman, 2012 (4,065 pass, 139 rush) 3,844, Brad Johnson, 2003 (3,811 pass, 33 rush) 3,830, Josh Freeman, 2011 (3,592 pass, 238 rush) 3,815, Josh Freeman, 2010 (3,451 pass, 364 rush) 3,772, Doug Williams, 1981 (3,563 pass, 209 rush)
Game	499, Doug Williams, at Minnesota, 11/16/80 (486 pass, 13 rush) 468, Vinny Testaverde, at Indianapolis, 10/16/88 (469 pass, -1 rush) 429, Josh Freeman, vs. New Orleans, 10/21/12 (420 pass, 9 rush) 407, Brian Griese, at Chicago, 9/21/08 (407 pass) 404, Brad Johnson vs. Chicago, 11/18/01 (399 pass, 5 rush) 397, Doug Williams, vs. Chicago, 1/2/83 (367 pass, 30 rush) 395, Brian Griese, at San Diego, 12/12/04 (392 pass, 3 rush) 390, Josh Freeman, vs. St. Louis, 12/23/12 (372 pass, 18 rush) 388, Vinny Testaverde, at New Orleans, 12/6/87 (369 pass, 19 rush) 381, Vinny Testaverde, vs. Green Bay 9/13/92 (363 pass, 18 rush)

**RUSHING****MOST YARDS RUSHING**

Season	1,544, James Wilder, 1984 <b>1,454, Doug Martin, 2012</b> 1,300, James Wilder, 1985 1,263, Ricky Bell, 1979 1,207, Errict Rhett, 1995 1,178, Carnell Williams, 2005 1,171, Reggie Cobb, 1992 1,133, Warrick Dunn, 2000 1,026, Warrick Dunn, 1998 1,011, Errict Rhett, 1994 1,007, LeGarrette Blount, 2010
Game	<b>251, Doug Martin, at Oakland, 11/4/12</b> 219, James Wilder, at Minnesota, 11/6/83 210, Warrick Dunn, vs. Dallas, 12/3/00 192, Errict Rhett, vs. Washington, 12/4/94 172, James Wilder, vs. Green Bay, 9/30/84 167, Ricky Bell, vs. Green Bay, 10/21/79 166, James Wilder, at Chicago, 9/8/85 164, LeGarrette Blount, vs. Seattle, 12/26/10 <b>163, Bobby Rainey, vs. Atlanta, 11/17/13</b> 158, Carnell Williams, at Green Bay, 9/25/05 <b>158, Mike James, at Seattle, 11/3/13</b>

**MOST RUSHING ATTEMPTS**

Season	407, James Wilder, 1984 365, James Wilder, 1985 332, Errict Rhett, 1995 <b>319, Doug Martin, 2012</b> 310, Reggie Cobb, 1992
Game	43, James Wilder, vs. Green Bay, 9/30/84 (OT, 39 in reg) 42, James Wilder, at Pittsburgh, 10/30/83 40, Errict Rhett, vs. Washington, 12/4/94

**BEST AVERAGE PER RUSH**

Season	5.01, LeGarrette Blount, 2010 (201-1,007) (min. 100) 4.60, James Wilder, 1987 (106-488) 4.58, Thomas Jones, 2003 (137-627) 4.57, Warrick Dunn, 2000 (248-1,133) <b>4.56, Doug Martin, 2012 (319-1,454)</b>
Game	10.1, Ricky Bell, vs. New Orleans, 10/14/79 (10-101) <b>10.0, Doug Martin, at Oakland, 11/4/12 (25-251)</b> 9.6, Warrick Dunn, vs. Dallas, 12/3/00 (22-210)

**MOST TOUCHDOWNS RUSHING**

Season	13, James Wilder, 1984 <b>11, Doug Martin, 2012</b> 11, Errict Rhett, 1995 10, Earnest Graham, 2007 10, Mike Alstott, 2001 10, James Wilder, 1985
--------	--

Game	<b>4, Doug Martin, at Oakland, 11/4/12</b> 3, Michael Pittman, vs. Kansas City, 11/7/04 3, Mike Alstott, vs. Minnesota, 10/28/01 3, Warrick Dunn, vs. St. Louis, 12/18/00 3, Mike Alstott, at Cincinnati, 12/27/98 3, Reggie Cobb, vs. Detroit, 11/20/91
------	---

**MOST YARDS RUSHING – QUARTERBACK**

Season	425, Steve Young, 1986 370, Doug Williams, 1980 364, Josh Freeman, 2010
Game	105, Vinny Testaverde, vs. Minnesota, 12/16/90

**MOST 100-YARD RUSHING GAMES**

Season	6, Carnell Williams, 2005 <b>5, Doug Martin, 2012</b> 5, Warrick Dunn, 1997 5, James Wilder, 1985 5, James Wilder, 1984 5, Ricky Bell, 1979 (plus 1 in playoffs)
--------	---

**PASSING****MOST YARDS PASSING**

Season	4,065, Josh Freeman, 2012 3,811, Brad Johnson, 2003 3,592, Josh Freeman, 2011 3,563, Doug Williams, 1981 3,554, Steve DeBerg, 1984
Game	486, Doug Williams, at Minnesota, 11/16/80 469, Vinny Testaverde, at Indianapolis, 10/16/88 420, Josh Freeman, vs. New Orleans, 10/21/12 407, Brian Griese, at Chicago, 9/21/08 399, Brad Johnson, vs. Chicago, 11/18/01 392, Brian Griese, at San Diego, 12/12/04 373, Jack Thompson, at Detroit, 12/18/83 372, Josh Freeman, vs. St. Louis, 12/23/12 370, Vinny Testaverde, vs. Cleveland, 11/5/89 369, Vinny Testaverde, at New Orleans, 12/6/87

**MOST PASSES ATTEMPTED**

Season	570, Brad Johnson, 2003 559, Brad Johnson, 2001 558, Josh Freeman, 2012 551, Josh Freeman, 2011 521, Doug Williams, 1980
Game	67, Brian Griese, at Chicago, 9/21/08 61, Brad Johnson, vs. Carolina, 9/14/03 56, Brad Johnson, vs. Chicago, 11/18/01 56, Doug Williams, vs. Cleveland, 9/28/80 55, Doug Williams, at Minnesota, 11/16/80

**MOST PASSES COMPLETED**

Season	354, Brad Johnson, 2003 346, Josh Freeman, 2011 340, Brad Johnson, 2001 308, Steve DeBerg, 1984 306, Josh Freeman, 2012
Game	40, Brad Johnson, vs. Chicago, 11/18/01 38, Brian Griese, at Chicago, 9/21/08 37, Jeff Garcia, at Detroit, 10/21/07 36, Brian Griese, at San Diego, 12/12/04 34, Brad Johnson, vs. Atlanta, 12/20/03 34, Brad Johnson, vs. Carolina, 9/14/03

**HIGHEST COMPLETION PERCENTAGE**

Season	69.3%, Brian Griese, 2004 (233-336) (min. 150 att) 64.9%, Jeff Garcia, 2008 (227-343) 63.9%, Jeff Garcia, 2007 (209-327) 62.8%, Josh Freeman, 2011 (346-551) 62.3%, Brad Johnson, 2002 (281-451)
Game	88.0%, Vinny Testaverde, vs. Green Bay, 9/13/92 (22-25) <b>87.0%, Mike Glennon, vs. Atlanta, 11/17/13 (20-23)</b> 86.2%, Steve DeBerg, at Detroit, 10/14/84 (25-29) 82.2%, Jeff Garcia, at Detroit, 10/21/07 (37-45) 81.5%, Vinny Testaverde, at Green Bay, 9/10/89 (22-27)

## MOST YARDS PER ATTEMPT

Season	7.83, Brian Griese, 2004
(min. 150 att)	7.72, Vinny Testaverde, 1990
	7.56, Doug Williams, 1981
	7.46, Jeff Garcia, 2007
	7.32, Craig Erickson, 1994
Game	14.52, Vinny Testaverde, vs. Green Bay, 9/13/92
(min. 20 att)	13.04, Craig Erickson, vs. Indianapolis, 9/11/94
	12.62, Josh Freeman, vs. Kansas City, 10/14/12
	12.52, Josh McCown, at Washington, 11/16/14
	12.07, Doug Williams, vs. Chicago, 12/20/80

## MOST TOUCHDOWN PASSES

Season	27, Josh Freeman, 2012
	26, Brad Johnson, 2003
	25, Josh Freeman, 2010
	22, Brad Johnson, 2002
	21, Trent Dilfer, 1998
	21, Trent Dilfer, 1997
	20, Brian Griese, 2004
	20, Vinny Testaverde, 1989
	20, Doug Williams, 1980
Game	5, Josh Freeman, vs. Seattle, 12/26/10
	5, Brad Johnson, vs. Minnesota, 11/3/02
	5, Steve DeBerg, vs. Atlanta, 9/13/87

## MOST INTERCEPTIONS THROWN

Season	35, Vinny Testaverde, 1988
Game	7, Steve DeBerg, vs. San Francisco, 9/7/86

## LOWEST INTERCEPTION PERCENTAGE

Season	1.22%, Jeff Garcia, 2007 (4-327)
	1.27%, Josh Freeman, 2010 (6-474)
	1.33%, Brad Johnson, 2002 (6-451)
	1.60%, Jeff Garcia, 2008 (6-376)
	1.97%, Brad Johnson, 2001 (11-559)

## MOST CONSECUTIVE PASSES WITHOUT AN INTERCEPTION

197, Jeff Garcia, 9/9/07 - 10/28/07
187, Brad Johnson, 12/23/01 - 9/29/02

## HIGHEST NFL PASSER RATING

Season	97.5, Brian Griese, 2004
(min. 150 att)	95.9, Josh Freeman, 2010
	94.6, Jeff Garcia, 2007
	92.9, Brad Johnson, 2002
	90.2, Jeff Garcia, 2008
Game	158.3, Craig Erickson, vs. Indianapolis, 9/11/94
(min. 20 att)	151.5, Trent Dilfer, at New Orleans, 11/7/99
	148.3, Brad Johnson, vs. Minnesota, 11/3/02
	148.0, Shaun King, vs. Minnesota, 10/29/00
	145.4, Vinny Testaverde, vs. Green Bay, 9/13/92

## MOST 300-YARD PASSING GAMES

Season	4, Brad Johnson, 2003
	4, Vinny Testaverde, 1989 and 1988
	4, Doug Williams, 1981 and 1980

## MOST CONSECUTIVE COMPLETIONS

18, Jeff Garcia, at Detroit, 10/21/07
18, Brad Johnson, over two games, at Philadelphia, 9/8/03 (13) and vs. Carolina, 9/14/03 (5)
<b>15, Mike Glennon, vs. Atlanta, 11/17/13</b>
15, Luke McCown, at New Orleans, 12/2/07
15, Brian Griese, over two games, at New Orleans, 10/10/04 (6) and at St. Louis, 10/18/04 (9)
15, Brad Johnson, over two games, at St. Louis, 11/26/01 (1) and at Cincinnati, 12/2/01 (14)
15, Steve DeBerg, vs. Minnesota, 9/14/86

## MOST CONSECUTIVE PASSES WITHOUT BEING SACKED

160, Brad Johnson, 9/14/03-10/19/03
111, Doug Williams, 11/4/79-12/2/79
97, Brian Griese, 9/21/08-9/28/08

## MOST CONSECUTIVE GAMES THROWING A TD PASS

15, Josh Freeman, 10/10/10-9/18/11
13, Josh Freeman, 12/17/11-11/18/12
12, Brian Griese, 10/10/04-9/11/05
11, Brad Johnson, 9/8/03-11/24/03
10, Steve DeBerg, 10/6/85-10/12/86

## RECEIVING

### MOST PASS RECEPTIONS

Season	106, Keyshawn Johnson, 2001
	86, Mark Carrier, 1989
	85, James Wilder, 1984
	84, Keenan McCardell, 2003
	83, Antonio Bryant, 2008
	83, Joey Galloway, 2005
Game	13, Earnest Graham, at Detroit, 10/21/07
	13, James Wilder, vs. Minnesota, 9/15/85
	12, Warrick Dunn, vs. Chicago, 11/18/01
	12, Keyshawn Johnson, vs. Chicago, 11/18/01
	11, five times, most recently by Jacquez Green, at Minnesota, 10/9/00
	<b>10, 16 times, most recently by Vincent Jackson, at Detroit, 12/7/14</b>

### MOST YARDS RECEIVING

Season	1,422, Mark Carrier, 1989
	<b>1,384, Vincent Jackson, 2012</b>
	1,287, Joey Galloway, 2005
	1,266, Keyshawn Johnson, 2001
	1,248, Antonio Bryant, 2008
	<b>1,224, Vincent Jackson, 2013</b>
	1,193, Michael Clayton, 2004
	1,176, Kevin House, 1981
	1,174, Keenan McCardell, 2003
	1,088, Keyshawn Johnson, 2002
	1,057, Joey Galloway, 2006
	<b>1,051, Mike Evans, 2014</b>
	1,040, Bruce Hill, 1988
	1,014, Joey Galloway, 2007
	1,005, Kevin House, 1984
	<b>1,002, Vincent Jackson, 2014</b>
Game	<b>216, Vincent Jackson, vs. New Orleans, 10/21/12</b>
	212, Mark Carrier, at New Orleans, 12/6/87
	<b>209, Mike Evans, at Washington, 11/16/14</b>
	200, Antonio Bryant, at Carolina, 12/8/08
	178, Kevin House, at Oakland, 10/18/81
	176, Charles Wilson, vs. L.A. Rams, 12/11/94
	166, Joey Galloway, vs. Detroit, 10/2/05
	166, Gerald Carter, at San Francisco, 11/18/84
	166, Morris Owens, at Seattle, 10/16/77
	<b>165, Vincent Jackson, vs. Atlanta, 11/17/13</b>

### MOST TOUCHDOWNS RECEIVING

Season	<b>12, Mike Evans, 2014</b>
	11, Mike Williams, 2010
	10, Joey Galloway, 2005
	9, Mike Williams, 2012
	9, Mark Carrier, 1989
	9, Bruce Hill, 1988
	9, Kevin House, 1981
Game	4, Jimmie Giles, at Miami, 10/20/85

### MOST RECEPTIONS, RUNNING BACK

Season	85, James Wilder, 1984
Game	13, Earnest Graham, at Detroit, 10/21/07
	13, James Wilder, vs. Minnesota, 9/15/85

### MOST YARDS RECEIVING, RUNNING BACK

Season	685, James Wilder, 1984
Game	138, Warrick Dunn, vs. Chicago, 11/18/01

### MOST RECEPTIONS, TIGHT END

Season	77, Kellen Winslow, 2009
Game	10, Jackie Harris, at Green Bay, 11/26/95

### MOST YARDS RECEIVING, TIGHT END

Season	884, Kellen Winslow, 2009
Game	143, Calvin Magee, at Chicago, 12/7/86

### BEST AVERAGE PER RECEPTION

Season	22.1, Kevin House, 1980 (24-531)
	21.1, Horace Copeland, 1993 (30-633)
Game	46.0, Kevin House, vs. Chicago, 12/20/80 (3-138)
(min. 3 rec.)	44.5, Kevin House, at Oakland, 10/18/81 (4-178)

### LONGEST RECEPTION, RUNNING BACK

74, Gary Anderson, vs. Green Bay, 10/14/90
68, Michael Pittman, at Carolina, 11/28/04
68, (TD), Michael Pittman, at Atlanta, 9/21/03
68, Warrick Dunn, vs. Detroit, 12/12/99



**LONGEST RECEPTION, TIGHT END**

81 (TD), Tjii Armstrong, vs. L.A. Rams, 12/6/92  
81 (TD), Jimmie Giles, vs. Chicago, 11/1/81

**MOST 100-YARD RECEIVING GAMES**

Season 9, Mark Carrier, 1989

**INDIVIDUAL RECORDS/DEFENSE****MOST TACKLES**

Season 214, Hardy Nickerson, 1993  
205, Barrett Ruud, 2009  
196, Shelton Quarles, 2005  
194, Hardy Nickerson, 1997  
189, Derrick Brooks, 1998

Game 23, Derrick Brooks, at Minnesota, 9/30/01  
22, Derrick Brooks, vs. Buffalo, 11/26/00  
22, Hardy Nickerson, at Chicago, 11/23/97  
21, Shelton Quarles, vs. New Orleans, 1/1/06  
21, Broderick Thomas, vs. Philadelphia, 10/6/91

**MOST QUARTERBACK SACKS**

Season 16.5, Warren Sapp, 2000  
15.5, Simeon Rice, 2002  
15.0, Simeon Rice, 2003  
14.0, Simeon Rice, 2005  
13.0, Marcus Jones, 2000  
13.0, Lee Roy Selmon, 1977  
12.5, Warren Sapp, 1999  
12.0, Simeon Rice, 2004  
11.0, Simeon Rice, 2001  
11.0, Broderick Thomas, 1991  
11.0, Lee Roy Selmon, 1983  
11.0, Lee Roy Selmon, 1979  
11.0, Lee Roy Selmon, 1978

Game 4.0, Simeon Rice, at Washington, 10/12/03  
4.0, Marcus Jones, vs. Detroit, 10/19/00

**MOST DEFENSIVE TOUCHDOWNS**

Season 4, Derrick Brooks, 2002  
3, Wayne Haddix, 1990  
**2, Danny Lansanah, 2014**  
2, Mason Foster, 2013  
2, Aqib Talib, 2011  
2, Tanard Jackson, 2009  
2, Ronde Barber, 2007  
2, Ronde Barber, 2006  
2, Ronde Barber, 2004  
2, Ronde Barber, 2000  
2, Donnie Abraham, 1999  
2, Hugh Green, 1983  
2, Cedric Brown, 1981  
2, Richard Wood, 1977

Game 2, Ronde Barber, vs. Philadelphia, 10/22/06

**MOST PASS INTERCEPTIONS**

Season 10, Ronde Barber, 2001  
9, Cedric Brown, 1981  
8, Brian Kelly, 2002  
7, Donnie Abraham, 1999, 2000  
7, Wayne Haddix, 1990  
7, Jeremiah Castille, 1985

Game 3, Aqib Talib at Washington, 10/4/09  
Ronde Barber, twice, at New Orleans, 12/4/05 and at New Orleans, 12/23/01

**MOST YARDS, INTERCEPTIONS RETURNED**

Season 231, Wayne Haddix, 1990  
218, Derrick Brooks, 2002  
215, Cedric Brown, 1981

Game 131, Cedric Brown, vs. Green Bay, 11/22/81

**MOST INTERCEPTIONS FOR TOUCHDOWNS**

Season 3, Derrick Brooks, 2002  
3, Wayne Haddix, 1990

Game 2, Ronde Barber, vs. Philadelphia, 10/22/06

**LONGEST FUMBLE RETURN**

80 (TD), Cedric Brown (lateral from Danny Reece), at Houston, 10/19/80

**LONGEST NON-SCORING FUMBLE RETURN**

72, Sabby Piscitelli, at Buffalo, 9/20/09

**MOST FUMBLES CAUSED**

Season 7, Stylez G. White, 2007  
7, Broderick Thomas, 1991  
7, Wally Chambers, 1979

**MOST FUMBLES RECOVERED**

Season 5, Bill Kollar, 1979  
4, four times, most recently by Jovan Haye, 2007

**INDIVIDUAL RECORDS/SPECIAL TEAMS****MOST PUNTS**

Season 100, Dave Green, 1978  
98, Dave Green, 1977

Game 11, six times, most recently by Josh Bidwell, at Chicago, 12/17/06

**BEST GROSS PUNTING AVERAGE**

Season 45.57, Josh Bidwell, 2005  
**45.26, Michael Koenen, 2012**  
**45.12, Michael Koenen, 2011**  
44.49, Josh Bidwell, 2008  
**44.21, Michael Koenen, 2013**

Game **52.2, Michael Koenen, vs. Detroit, 9/11/11**  
52.0, Tom Tupa, at New Orleans, 12/7/03  
52.0, Tom Tupa, at New Orleans, 12/17/02  
51.8, Josh Bidwell, at N.Y. Jets, 10/9/05  
**51.4, Michael Koenen, at Denver, 12/2/12**

**BEST NET PUNTING AVERAGE**

Season **40.3, Michael Koenen, 2011**  
**38.3, Michael Koenen, 2013**  
37.8, Tommy Barnhardt, 1996  
37.6, Josh Bidwell, 2008  
37.5, Josh Bidwell, 2005

Game **49.8, Michael Koenen, vs. New Orleans, 10/16/11** (min. 4)

**MOST PUNTS INSIDE THE 20**

Season 30, Josh Bidwell, 2007  
30, Tom Tupa, 2002  
27, Josh Bidwell, 2008  
26, Tom Tupa, 2003  
26, Mark Royals, 2001

Game 5, Josh Bidwell, vs. Miami, 10/16/05

**MOST FAIR CATCHES FORCED**

Season 42, Dan Strzyzinski, 1994

**MOST PUNT RETURNS**

Season 70, Danny Reece, 1979 (NFL Record)  
57, Danny Reece, 1980

Game 8, Danny Reece, vs. Detroit, 9/1/79

**MOST YARDS PUNTS RETURNED**

Season 597, Karl Williams, 1997  
492, Mark Jones, 2005  
453, Jacques Green, 1998

Game 120, Karl Williams, vs. Cleveland, 10/13/02  
116, Karl Williams, at Detroit, 11/11/01  
116, Karl Williams, vs. Chicago, 12/21/97

**BEST AVERAGE, PUNT RETURNS**

Season 21.1, Karl Williams, 1996 (min. 10)  
Game 33.0, Karl Williams, at Indianapolis, 11/2/97 (min. 3)

**MOST KICKOFF RETURNS**

Season 58, Bobby Joe Edmonds, 1995  
48, Phil Freeman, 1985

Game 8, Vernon Turner, vs. Minnesota, 10/30/94

**MOST YARDS KICKOFFS RETURNED**

Season 1,147, Bobby Joe Edmonds, 1995  
1,129, Micheal Spurlock, 2010  
1,118, Reidel Anthony, 1998  
1,085, Phil Freeman, 1985

Game 242, Vernon Turner, vs. Minnesota, 10/30/94

**BEST AVERAGE, KICKOFF RETURNS**

Season 29.1, Clifton Smith, 2009 (min. 20)  
Game 52.3, Michael Spurlock, at Atlanta, 11/7/10 (min. 3)

## MOST SPECIAL TEAMS TACKLES

Season	31, Shelton Quarles, 1999
Game	6, Dana Natziger, vs. Minnesota, 9/5/81
	5, Brian Clark, vs. N.Y. Giants, 9/27/09
	5, Torrie Cox, vs. New Orleans, 11/5/06
	5, Jameel Cook, vs. Detroit, 10/2/05
	5, Shelton Quarles, vs. Minnesota, 12/6/99
	5, Sam Anno, vs. Minnesota, 12/16/90

## LONGEST BLOCKED RETURNS

Field Goal	79 (TD), Mike Washington, vs. Atlanta, 9/24/78
Punt	33 (TD), Ricky Reynolds, at Washington, 10/22/89

## TEAM RECORDS/OFFENSE

### SCORING

#### MOST POINTS SCORED

Season	389, 2012
	388, 2000
	361, 2008
	346, 2002
	341, 2010
Game	48, vs. New Orleans, 12/23/01
	48, vs. Atlanta, 9/13/87
	42, at Oakland, 11/4/12
	42, vs. Chicago, 10/8/89
	41, vs. Atlanta, 11/17/13
	41, vs. Minnesota, 10/28/01
	41, vs. Minnesota, 10/29/00
	41, vs. Chicago, 9/10/00
	41, vs. N.Y. Jets, 12/16/84

#### MOST TOUCHDOWNS

Season	44, 2012
	43, 2000
	40, 1984
	39, 2010
	38, 2008
	38, 1997
	38, 1981
Game	7, vs. Atlanta, 9/13/87
	6, at Oakland, 11/4/12
	6, vs. Chicago, 10/8/89

#### MOST RUSHING TOUCHDOWNS

Season	19, 1995
	18, 2000
	17, 2001
	17, 1984
	16, 1978
Game	4, at Oakland, 11/4/12

#### MOST PASSING TOUCHDOWNS

Season	27, 2012
	27, 2003
	26, 2010
	24, 2004
	23, 2002
	23, 1989
Game	5, vs. Seattle, 12/26/10
	5, vs. Minnesota, 11/3/02
	5, vs. Atlanta, 9/13/87

#### MOST RETURN TOUCHDOWNS

Season	7, 2008
	7, 2000
	6, 2002
	5, 2009
	5, 1981
Game	3, at New Orleans, 12/11/77

#### MOST FIELD GOALS

Season	32, 2008
	32, 2002
	28, 2012
	28, 2007
	28, 2001
	28, 2000
Game	5, at Chicago, 12/29/02

## MOST FIELD GOALS ATTEMPTED

Season	39, 2002
	38, 2008
	35, 2001
	35, 1994
	34, 2000
Game	6, vs. Cincinnati, 10/8/95

#### LARGEST MARGIN OF VICTORY

Season	+150, 2002 (346-196)
Game	+41, vs. Chicago, 9/10/00 (41-0)
	+38, vs. Atlanta, 9/13/87 (48-10)
	+35, at Cincinnati, 12/27/98 (35-0)
	+34, vs. Atlanta, 12/16/07 (37-3)
	+34, vs. Green Bay, 11/22/81 (37-3)

#### LARGEST MARGIN OF VICTORY, HOME

Game	+41, vs. Chicago, 9/10/00 (41-0)
	+38, vs. Atlanta, 9/13/87 (48-10)
	+34, vs. Atlanta, 12/16/07 (37-3)
	+34, vs. Green Bay, 11/22/81 (37-3)
	+32, vs. San Francisco, 11/21/04 (35-3)

#### LARGEST MARGIN OF VICTORY, ROAD

Game	+35, at Cincinnati, 12/27/98 (35-0)
	+28, at Cincinnati, 9/29/02 (35-7)
	+25, at Baltimore, 9/15/02 (25-0)
	+24, at Atlanta, 11/18/07 (31-7)
	+22, at Washington, 10/12/03 (35-13)

## TOTAL YARDS

#### MOST YARDS, TOTAL OFFENSE

Season	5,820, 2012
	5,456, 2008
	5,453, 2003
	5,362, 2010
	5,321, 1984
Game	573, at Minnesota, 11/16/80
	515, at Oakland, 11/4/12
	513, vs. New Orleans, 10/21/12
	483, at Indianapolis, 10/16/88
	476, at Miami, 10/20/85
	475, at Cincinnati, 10/29/89
	469, at Carolina, 12/6/09
	466, vs. Indianapolis, 10/3/11
	466, at New Orleans, 12/2/07
	464, vs. Washington, 12/4/94

#### MOST PLAYS

Season	1,091, 1984
	1,055, 1979
	1,046, 2001
	1,045, 2008
	1,036, 2003, 2013
Game	91, vs. Green Bay, 9/30/84 (OT, 79 in regulation)
	87, at Kansas City, 10/28/84
	86, vs. Indianapolis, 10/4/92
	84, at Chicago, 9/21/08

#### BEST AVERAGE GAIN PER PLAY

Season	5.61, 2010
	5.43, 1981
	5.36, 2007
	5.29, 2011
	5.26, 2003
Game	9.08, vs. Kansas City, 10/14/12
	8.43, vs. Minnesota, 10/29/00
	8.35, at Miami, 10/20/85
	8.2, at Oakland, 11/4/12
	8.2, at Indianapolis, 10/16/88

#### BEST TIME OF POSSESSION

Game	48:09, vs. Oakland, 11/10/96 (OT, 37:09 in regulation)
	43:07, vs. Arizona, 11/14/07
	42:59, vs. Atlanta, 12/16/07
	42:14, vs. Washington, 12/4/94
	41:41, vs. Seattle, 10/19/08

**FIRST DOWNS****MOST FIRST DOWNS**

Season	344, 1984 307, 2003 301, 2012 298, 2008 298, 2001
Game	30, vs. Atlanta, 12/24/05 30, vs. Atlanta, 9/13/87 28, five times, most recently at Chicago, 9/21/08

**MOST RUSHING FIRST DOWNS**

Season	114, 1984 111, 1978, 1998 and 2000 107, 1979
Game	16, at Cincinnati, 12/27/98 16, vs. Washington, 12/4/94 16, vs. Detroit, 9/16/84

**MOST PASSING FIRST DOWNS**

Season	209, 1984 190, 2003 189, 2001 188, 2012 184, 2008
Game	22, at Chicago, 9/21/08 21, vs. Chicago, 11/18/01 20, vs. Atlanta, 9/13/87 20, vs. Cleveland, 9/28/80

**MOST PENALTY FIRST DOWNS**

Season	37, 2013 34, 1985
Game	6, vs. Kansas City, 9/5/93 5, 10 times, most recently at Atlanta, 10/20/13

**BEST THIRD DOWN EFFICIENCY**

Season	42.9%, 1984 42.2%, 2010 41.3%, 1989 41.1%, 1980 40.4%, 1998
Game	87.5%, vs. Atlanta, 9/13/87 (14-16)

**RUSHING****MOST RUSHING ATTEMPTS**

Season	609, 1979 549, 1978 523, 1998 502, 1997 490, 2000
Game	62, vs. Kansas City, 12/16/79 55, vs. Philadelphia, 12/29/79 (Playoff Game) 51, at Cincinnati, 12/27/98 49, vs. Oakland, 11/10/96 49, vs. New York Giants, 11/2/80

**MOST YARDS RUSHING**

Season	2,437, 1979 2,148, 1998 2,098, 1978 2,066, 2000 2,001, 2010
Game	278, at Oakland, 11/4/12 250, vs. Dallas, 12/3/00 246, vs. Minnesota, 11/1/98 244, vs. N.Y. Giants, 11/2/80 235, at Green Bay, 9/16/79

**BEST AVERAGE PER RUSH**

Season	4.64, 2010 4.42, 2012 4.22, 2000 4.21, 2011 4.17, 2007
Game	9.00, vs. Detroit, 12/23/95 (16-144) 8.69, at Oakland, 11/4/12 (32-278) 8.56, vs. Green Bay, 11/16/03 (18-154) 8.00, vs. Seattle, 12/26/10 (26-208) 7.30, at New Orleans, 9/7/08 (20-146)

**PASSING****MOST PASSES ATTEMPTED**

Season	592, 2003 592, 2001 588, 2011 570, 1989 567, 2002
Game	67, at Chicago, 9/21/08 61, vs. Carolina, 9/14/03 57, vs. Chicago, 11/18/01 56, at Minnesota, 11/16/80 56, vs. Cleveland, 9/28/80

**MOST PASSES COMPLETED**

Season	369, 2003 365, 2011 362, 2001 355, 2008 348, 2002
Game	41, vs. Chicago, 11/18/01 38, at Chicago, 9/21/08 37, at Detroit, 10/21/07 36, at San Diego, 12/12/04 34, vs. Atlanta, 12/20/03 34, vs. Carolina, 9/14/03

**BEST COMPLETION PERCENTAGE**

Season	66.4%, 2004 64.5%, 2007 63.2%, 2008 62.3%, 2003 62.2%, 2005
Game	86.2%, at Detroit, 10/14/84 (25-29) 84.6%, vs. Green Bay, 9/13/92 (22-26) 82.2%, at Detroit, 10/21/07 (37-45) 82.1%, vs. Seattle, 12/26/10 (23-28) 81.5%, at Green Bay, 9/10/89 (22-27) 80.0%, vs. Atlanta, 11/17/13 (20-25) 80.0%, at New Orleans, 12/11/77 (8-10)

**MOST NET YARDS PASSING**

Season	3,983, 2012 3,805, 2003 3,650, 2011 3,619, 2008 3,545, 1984
Game	486, at Minnesota, 11/16/80 444, at Indianapolis, 10/16/88 411, vs. New Orleans, 10/21/12 407, at Chicago, 9/21/08 395, vs. Chicago, 11/18/01

**BEST AVERAGE PER PASS PLAY**

Season	7.00, 1994 6.97, 1981
Game	15.2, vs. New Orleans, 9/16/07 14.3, vs. St. Louis, 12/18/77 11.8, vs. Kansas City, 10/14/12 11.2, at Detroit, 9/9/90

**HIGHEST PASSER RATING**

Season	96.2, 2010 91.7, 2007 89.1, 2004 86.3, 2002 83.8, 2008
Game	158.3, vs. Indianapolis, 9/11/94 151.5, New Orleans, 11/7/99 148.3, Minnesota, 11/3/02 148.0, Minnesota 10/29/00 145.8, New Orleans, 9/16/07 145.8, New Orleans, 12/11/77

**MOST PASSES INTERCEPTED**

Season	36, 1988 30, 1977 29, 2009 29, 1991 28, 1989
Game	7, vs. San Francisco, 9/7/86

**FEWEST PASSES INTERCEPTED**

Season	6, 2010 8, 2007 10, 2002
--------	--------------------------------

## FEWEST TIMES BUCS PASSER SACKED

Season	11, 1982 (9 games) 12, 1979
--------	--------------------------------

## MOST TIMES BUCS PASSER SACKED

Season	56, 1985, 1991 and 1995
Game	10, vs. Pittsburgh, 10/21/01 10, vs. Washington, 10/9/77 9, at L.A. Rams, 11/5/78

## FUMBLES

### MOST FUMBLES

Season	39, 1983
Game	8, at N.Y. Jets, 12/12/82

### FEWEST FUMBLES

Season	16, 2012 16, 2005 16, 2000
--------	----------------------------------

### FEWEST FUMBLES LOST

Season	5, 2009
--------	---------

## PENALTIES

### MOST PENALTIES

Season	131, 2005
Game	20, vs. Seattle, 10/17/76

### FEWEST PENALTIES

Season	38, 1982 (9 games) 75, 1999
Game	0, at Detroit, 12/18/83

### MOST YARDS PENALIZED

Season	1,136, 2013
Game	190, vs. Seattle, 10/17/76

### FEWEST YARDS PENALIZED

Season	297, 1982 (9 games) 583, 1999
Game	0, at Detroit, 12/18/83

## TEAM RECORDS/DEFENSE

### TOTAL DEFENSE

#### FEWEST TOTAL YARDS ALLOWED

Season	3,934, 1977 (14 games) 3,949, 1979
Game	80, vs. Kansas City, 12/16/79 107, vs. Houston, 12/14/03 107, vs. N.Y. Giants, 9/12/99 120, vs. Washington, 1/7/06 (Playoff game) 127, at Dallas, 9/9/01 128, at Cincinnati, 9/7/80 130, at Carolina, 10/27/02 133, vs. Atlanta, 12/16/07 135, vs. N.Y. Giants, 10/4/98 136, at Atlanta, 9/21/03

#### FEWEST TOTAL POINTS ALLOWED

Season	196, 2002 (16 games, 12.3 per game) 223, 1977 (14 games, 15.9 per game) 235, 1999 (16 games, 14.7 per game)
Game	0, vs. Atlanta, 12/5/04 (27-0) 0, at Philadelphia, 9/8/03 (17-0) 0, vs. Dallas, 10/26/03 (16-0) 0, at Baltimore, 9/15/02 (25-0) 0, at Chicago, 12/29/02 (15-0) 0, vs. Chicago, 9/10/00 (41-0) 0, at Cincinnati, 12/27/98 (35-0) 0, vs. St. Louis, 11/10/85 (16-0) 0, vs. Kansas City, 12/16/79 (3-0) 3, 17 times, most recently vs. Carolina, 10/12/08

#### FEWEST FIRST DOWNS ALLOWED

Season	228, 1999 236, 2002 241, 1977 (14 games)
--------	--

Game	4, vs. N.Y. Giants, 9/12/99 4, vs. Kansas City, 12/16/79 5, vs. Atlanta, 12/16/07 7, vs. Seattle, 10/19/08 7, vs. Houston, 12/14/03 7, vs. Washington, 12/4/94
------	---

#### FEWEST RUSHING FIRST DOWNS ALLOWED

Season	75, 1998, 1999, 2005, 2012
Game	0, at Detroit, 9/17/00 0, vs. Washington, 12/4/94

#### FEWEST PASSING FIRST DOWNS ALLOWED

Season	106, 1977 (14 games) 111, 1979
Game	0, vs. New England, 12/12/76

#### FEWEST PLAYS ALLOWED

Season	925, 1998 933, 1976 (14 games)
Game	36, vs. Atlanta, 12/16/07 38, vs. Kansas City, 12/16/79 39, vs. Seattle, 10/19/08 40, vs. Washington, 12/4/94

#### LOWEST OPPONENT THIRD DOWN PERCENTAGE

Season	31.7%, 1998
Game	0.0%, at Carolina, 12/24/11 (0-6) 0.0%, vs. Atlanta, 12/16/07 (0-9) 0.0%, at Chicago, 1/2/00 (0-12)

#### MOST TURNOVERS FORCED

Season	46, 1981 (32 int, 14 fum) 43, 1978 (29 int, 14 fum) 42, 1990 (25 int, 16 fum) 41, 2000 (25 int, 16 fum) 41, 1983 (23 int, 18 fum) 41, 1977 (23 int, 17 fum)
Game	8, vs. Minnesota, 12/16/90 (5 int, 3 fum)

## RUSHING DEFENSE

#### FEWEST YARDS ALLOWED

Season	1,320, 2012 1,407, 1999 1,515, 2005 1,551, 2005 1,554, 2002
Game	2, vs. Miami, 11/11/13 10, vs. Carolina, 9/9/12 10, vs. Washington, 12/4/94 12, vs. Green Bay, 12/26/99 17, at Detroit, 9/17/00 17, at L.A. Raiders, 12/19/93 18, at Atlanta, 10/20/13 19, vs. Oakland, 1/26/03 (Super Bowl) 22, at Oakland, 11/4/12 23, vs. Arizona, 11/4/07 23, vs. Minnesota, 10/18/87

#### FEWEST RUSHES ALLOWED

Season	361, 1999
Game	10, at Detroit, 9/17/00 11, vs. Oakland, 1/26/03 (Super Bowl) 11, at Oakland, 11/4/12 12, vs. Arizona, 11/4/07 12, at Detroit, 9/7/97 12, vs. Green Bay, 12/26/99 12, vs. Washington, 12/4/94

#### LOWEST AVERAGE PER RUSH

Season	3.24, 1988 3.44, 1978 3.46, 2005 3.47, 1979 3.50, 1977
Game	0.14, vs. Miami, 11/11/13 0.74, at L.A. Raiders, 12/19/93 0.77, vs. Carolina, 9/9/12 0.83, vs. Washington, 12/4/94 1.00, vs. Atlanta, 10/20/13 1.00, vs. Green Bay, 12/26/99

**PASSING DEFENSE****FEWEST NET YARDS ALLOWED**

Season	1,903, 1977 (14 games)
	2,076, 1979
Game	16, at Cincinnati, 9/7/80
	17, vs. Chicago, 12/2/79
	18, at Giants, 10/7/79
	20, at Carolina, 10/27/02
	22, vs. Kansas City, 12/16/79

**FEWEST ATTEMPTS ALLOWED**

Season	321, 1976 (14 games)
	337, 1977 (14 games)
	419, 1978

Game	7, at Chicago, 11/26/78
------	-------------------------

**FEWEST COMPLETIONS ALLOWED**

Season	178, 1976 (14 games)
	190, 1977 (14 games)
	241, 1978

Game	4, vs. Atlanta, 12/16/07
	4, at Chicago, 11/26/78
	4, vs. New England, 12/12/76

**LOWEST PCT. OF COMPLETIONS ALLOWED**

Season	50.8%, 2002
	52.7%, 1999
	55.4%, 2001
	55.5%, 1976
	55.8%, 1990
Game	26.7%, vs. Atlanta, 12/16/07 (4-15)
	27.8%, at Carolina, 10/27/02 (5-18)
	28.6%, at Cincinnati, 9/7/80 (6-21)
	28.6%, vs. New England, 12/12/76 (4-14)
	33.3%, vs. Arizona, 11/4/07 (10-30)

**MOST PASSES INTERCEPTED**

Season	32, 1981 (648 yards returned)
	31, 2002
	29, 1978
	28, 2001
	25, 2000
	25, 1990

Game	6, at New Orleans, 12/11/77
	5, five times, most recently at Seattle, 11/28/99

**MOST TIMES PASSERS SACKED**

Season	55, 2000
	45, 2004
	44, 1997
	43, 2002
	43, 1999

Game	10, at Baltimore, 9/9/79
	9, at Philadelphia, 9/19/99
	8, vs. Green Bay, 12/7/98

**MOST YARDS PASSERS SACKED**

Season	332, 2000
Game	75, vs. N.Y. Giants, 11/18/79 (5)

**PENALTIES****MOST OPPONENT PENALTIES**

Season	136, 1984
Game	16, vs. Carolina, 9/14/03
	16, vs. Chicago, 10/21/84

**MOST YARDS OPPONENT PENALIZED**

Season	1,078, 1984
Game	160, at Denver, 11/7/76

**FEWEST PENALTY FIRST DOWNS ALLOWED**

Season	7, 2007
--------	---------

**FUMBLES****MOST FUMBLES FORCED**

Season	45, 1979
Game	8, vs. Green Bay, 12/7/98

**MOST FUMBLES RECOVERED**

Season	24, 1979
--------	----------

Game	4, vs. Washington, 11/25/07
	4, at St. Louis, 11/26/01
	4, at Pittsburgh, 10/30/83

**TEAM RECORDS/SPECIAL TEAMS****MOST PUNTS**

Season	102, 1978
Game	11, six times, most recently at Chicago, 12/17/06

**FEWEST PUNTS**

Season	67, 2011
Game	0, four times, last vs. Minnesota, 10/29/00

**BEST GROSS PUNTING AVERAGE**

Season	45.6, 2005
Game	52.2, vs. Detroit, 9/11/11
(min. 4)	52.0, at New Orleans, 12/7/03
	52.0, at New Orleans, 12/1/02
	51.8, at New York Jets, 10/9/05
	51.4, at Denver, 12/2/12

**BEST NET PUNTING AVERAGE**

Season	40.3, 2011
--------	------------

**MOST PUNT RETURNS**

Season	71, 1979
Game	8, vs. Detroit, 9/1/79

**MOST PUNT RETURN YARDAGE**

Season	645, 1997
Game	134, at Detroit, 11/11/01

**BEST PUNT RETURN AVERAGE**

Season	13.6, 1998
--------	------------

**MOST KICKOFF RETURNS**

Season	80, 1985
Game	9, vs. Minnesota, 10/30/94
	9, at Chicago, 9/26/93
	9, at N.Y. Jets, 11/17/85

**MOST KICKOFF RETURN YARDAGE**

Season	1,630, 2009
Game	268, vs. Minnesota, 10/30/94

**BEST KICKOFF RETURN AVERAGE**

Season	26.3, 2009
	24.8, 2008
	24.3, 2010
	24.2, 2004
	24.1, 2002

**MOST PUNTS FORCED**

Season	104, 1979
Game	12, vs. N.Y. Giants, 9/12/99
	10, five times, most recently at Chicago, 12/17/06

**LOWEST GROSS OPPONENT PUNTING AVERAGE**

Season	39.0, 1988
Game	12.0, vs. Atlanta, 11/17/13

**LOWEST PUNT RETURN AVERAGE ALLOWED**

Season	5.3, 1992
--------	-----------

**LOWEST KICKOFF RETURN AVERAGE ALLOWED**

Season	17.6, 1999
--------	------------

**FEWEST TOTAL PUNT RETURN YARDS ALLOWED**

Season	103, 1994
--------	-----------

**OPPONENT RECORDS/INDIVIDUAL****SCORING****MOST TOUCHDOWNS (ALSO MOST POINTS, 24)**

4, Maurice Jones-Drew, Jacksonville, 12/11/11
4, Marshall Faulk, St. Louis, 12/18/00
4, Jerry Rice, San Francisco, 11/14/93
4, Sterling Sharpe, Green Bay, 10/24/93
3, 17 times, most recently by Cam Newton, Carolina 12/4/11

**MOST POINTS PLACEKICKING**

18, Fuad Reveziz, Minnesota, 10/30/94 (5 FGs, 3 PAT)
--



**MOST FIELD GOALS**

- 5, Joe Nedney, San Francisco, 10/30/05
- 5, Foad Revez, Minnesota, 10/30/94
- 5, Eric Schubert, N.Y. Giants, 11/3/85

**LONGEST FIELD GOAL**

- 57, Nate Kaeding, San Diego, 12/21/08

**LONGEST FIELD GOAL ATTEMPTED**

- 64, Justin Tucker, Baltimore, 10/12/14

**RUSHING****MOST YARDS RUSHING**

- 237, Barry Sanders, Detroit, 11/13/94
- 215, Barry Sanders, Detroit, 10/12/97
- 207, Eric Dickerson, L.A. Rams, 10/5/86
- 203, Earl Campbell, Houston, 10/19/80
- 196, Eric Dickerson, Indianapolis, 12/27/87
- 191, Eric Dickerson, L.A. Rams, 11/25/84
- 190, Chris Johnson, Tennessee, 11/27/11
- 187, Barry Sanders, Detroit, 11/7/93
- 186, DeAngelo Williams, Carolina, 12/8/08
- 177, Michael Bush, Oakland, 12/28/08

**MOST RUSHING ATTEMPTS**

- 35, Heath Sherman, Philadelphia, 10/6/91
- 34, John Riggins, Washington, 9/19/82
- 33, eight times, most recently by Zac Stacy, St. Louis, 12/22/13

**LONGEST RUN**

- 85, (TD), Michael Bennett, Minnesota, 11/3/02
- 85, Barry Sanders, Detroit, 10/2/94
- 82, (TD), Barry Sanders, Detroit, 10/12/97
- 81, (TD), Michael Turner, Atlanta, 1/1/12
- 80, (TD), Barry Sanders, Detroit, 10/12/97
- 78, (TD), Reggie Brooks, Washington, 12/5/93
- 75, Napoleon Kaufman, Oakland, 12/19/99
- 75, (TD), Horace King, Detroit, 11/12/78
- 71, (TD), Steve McNair, Tennessee, 11/8/98
- 71, (TD), Herschel Walker, Minnesota, 12/8/91

**PASSING****MOST YARDS PASSING**

- 510, Eli Manning, N.Y. Giants, 9/16/12
- 418, Lynn Dickey, Green Bay, 10/12/80  
(OT, 336 in reg.)
- 414, Carson Palmer, Oakland 11/4/12
- 390, Brett Favre, Green Bay, 10/10/99
- 386, Peyton Manning, Indianapolis, 10/6/03  
(OT, 338 in reg.)
- 386, Tommy Kramer, Minnesota, 10/7/84
- 383, Drew Brees, New Orleans, 10/16/11
- 381, Drew Brees, New Orleans, 12/29/13
- 381, Nick Foles, Philadelphia, 12/9/12
- 377, Drew Brees, New Orleans, 10/21/12
- 377, Danny White, Dallas, 10/9/83

**MOST PASSES ATTEMPTED**

- 62, Steve Dils, Minnesota, 9/5/81
- 61, Carson Palmer, Oakland, 11/4/12
- 57, Drew Brees, New Orleans, 10/5/14  
(OT, 51 in reg.)
- 53, Daunte Culpepper, Minnesota, 10/29/00
- 53, Don Majkowski, Green Bay, 12/3/89

**MOST PASSES COMPLETED**

- 39, Carson Palmer, Oakland 11/4/12
- 37, Steve Dils, Minnesota, 9/5/81
- 35, Drew Brees, New Orleans, 10/5/14  
(OT, 32 in reg.)
- 35, Lynn Dickey, Green Bay, 10/12/80  
(OT, 25 in reg.)
- 34, Peyton Manning, Indianapolis, 10/6/03  
(OT, 29 in reg.)

**BEST COMPLETION PERCENTAGE****(MIN. 15 ATTEMPTS)**

- 87.5%, Matt Ryan, Atlanta, 9/18/14 (21-24)
- 86.5%, Drew Brees, New Orleans, 12/27/09 (32-37)
- 84.0%, Randall Cunningham, Minnesota, 11/1/98 (21-25)
- 82.6%, Joe Montana, San Francisco, 11/18/84 (19-23)
- 81.8%, Bernie Kosar, Cleveland, 11/5/89 (18-22)
- 81.8%, Rick Neuheisel, San Diego, 10/11/87 (18-22)

**MOST TOUCHDOWN PASSES**

- 5, Joe Flacco, Baltimore, 10/12/14
- 5, Tony Romo, Dallas, 11/23/06
- 5, Wade Wilson, Atlanta, 12/13/92
- 5, Boomer Esiason, Cincinnati, 10/29/89
- 5, Ken O'Brien, N.Y. Jets, 11/17/85

**LONGEST PASS**

- 91, (TD), Cam Newton–Brandon LaFell, Carolina, 12/24/11
- 91, (TD), Scott Mitchell–Brett Perriam, Detroit, 12/23/95
- 87, (TD), Curtis Painter–Pierre Garcon, Indianapolis, 10/3/11
- 84, (TD), Drew Brees–Devery Henderson, New Orleans, 9/7/08
- 83, (TD), Jim Harbaugh–Anthony Morgan, Chicago, 10/18/92

**MOST PASSES INTERCEPTED**

- 5, Don Majkowski, Green Bay, 10/14/90
- 5, John Kitna, Seattle, 11/28/99
- 4, 17 times, most recently by EJ Manuel, Buffalo, 12/8/13

**RECEIVING****MOST PASS RECEPTIONS**

- 13, William Andrews, Atlanta, 12/6/81
- 12, Torry Holt, St. Louis, 9/23/02
- 12, Ted Brown, Minnesota, 9/5/81
- 11, 13 times, most recently by Randall Cobb, Green Bay, 12/21/14

**MOST PASS RECEPTIONS – WIDE RECEIVER**

- 12, Torry Holt, St. Louis, 9/23/02

**MOST PASS RECEPTIONS – RUNNING BACK**

- 13, William Andrews, Atlanta, 12/6/81

**MOST PASS RECEPTIONS – TIGHT END**

- 10, Pete Mitchell, Jacksonville, 11/19/95
- 10, Heath Miller, Pittsburgh, 9/28/14

**MOST YARDS RECEIVING**

- 199, Hakeem Nicks, N.Y. Giants, 9/16/12
- 179, Victor Cruz, N.Y. Giants, 9/16/12
- 179, Jimmy Graham, New Orleans, 9/15/13
- 176, Marvin Harrison, Indianapolis, 10/6/03
- 172, Jerry Rice, San Francisco, 11/14/93
- 169, Sterling Sharpe, Green Bay, 12/3/89
- 165, Marty Booker, Chicago, 11/18/01
- 165, Torry Holt, St. Louis, 12/18/00
- 162, Hassan Jones, Minnesota, 12/16/90
- 161, Julio Jones, Atlanta, 9/18/14
- 161, Pete Mitchell, Jacksonville, 11/19/95

**MOST YARDS RECEIVING – RUNNING BACK**

- 128, Eddie Lee Ivey, Green Bay, 10/12/80

**MOST YARDS RECEIVING – TIGHT END**

- 179, Jimmy Graham, New Orleans, 9/15/13

**MOST TOUCHDOWN RECEPTIONS**

- 4, Jerry Rice, San Francisco, 11/14/93
- 4, Sterling Sharpe, Green Bay, 10/24/93

**DEFENSE****MOST INTERCEPTIONS**

- 2, 58 times, most recently by Patrick Peterson, Arizona, 9/29/13

**LONGEST INTERCEPTION RETURN**

- 98, (TD), Bennie Blades, Detroit, 9/29/96
- 92, (TD), Andre Collins, Washington, 12/4/94

**LONGEST FUMBLE RETURN**

- 68, George Cumby, Green Bay, 10/11/81

**SPECIAL TEAMS****MOST PUNTS**

- 12, Brad Maynard, N.Y. Giants, 9/12/99
- 10, five times, most recently by Brad Maynard, Chicago, 12/17/06

**BEST PUNTING AVERAGE (MIN. 4 PUNTS)**

56.0, Reggie Roby, Washington, 12/4/94  
 55.0, Thomas Morstead, 10/16/11  
 54.8, Mat McBriar, Dallas, 9/13/09  
 54.5, Shane Lechler, Oakland 11/4/12  
 54.3, Chris Kluwe, Minnesota, 9/11/05

**LONGEST PUNT**

84, Ryan Malone, N.Y. Jets, 9/8/13  
 81, Andy Lee, San Francisco, 11/21/04  
 76, Adam Podlesh, Jacksonville, 10/28/07  
 75, Brad Maynard, Chicago, 12/29/02  
 72, Kevin Huber, Cincinnati, 10/10/10

**MOST PUNT RETURNS**

11, Eddie Brown, Washington, 10/9/77  
 (NFL Record)

**MOST YARDS, PUNT RETURNS**

145, Vai Sikahema, St. Louis, 12/21/86  
 130, Mel Gray, New Orleans, 12/6/87  
 129, Phillip Epps, Green Bay, 10/2/83  
 118, Troy Brown, New England 9/3/00  
 112, Lou Piccone, New York Jets, 11/14/76

**LONGEST PUNT RETURN**

93, (TD), Glyn Milburn, Chicago, 9/20/98  
 90, (TD), Phillip Epps, Green Bay, 10/2/83  
 88, (TD), Jeff Fisher, Chicago, 9/20/81  
 80, Mel Gray, New Orleans, 12/6/87  
 71, Golden Tate, Seattle, 11/3/13  
 71, (TD), Vai Sikahema, St. Louis, 12/21/86

**MOST KICKOFF RETURNS**

7, three times, most recently by Leon Washington,  
 Detroit, 12/26/10

**MOST YARDS, KICKOFF RETURNS**

218, Desmond Howard, Detroit, 9/17/00  
 197, Eddie Drummond, Detroit, 12/15/02  
 177, Brad Pyatt, Indianapolis, 10/6/03  
 176, Eddie Payton, Minnesota, 11/16/80  
 170, Ladell Betts, Washington, 11/13/05

**LONGEST KICKOFF RETURN**

105, (TD), Terry Fair, Detroit, 9/28/98  
 102, (TD), Eric Weems, Atlanta, 12/5/10  
 101, (TD), Leon Johnson, N.Y. Jets, 12/14/97  
 98, (TD), Aaron Stecker, New Orleans, 12/19/04  
 97, (TD), Andre Davis, Houston, 12/9/07

**OPPONENT RECORDS/TEAM****SCORING****MOST POINTS, GAME**

62, at N.Y. Jets, 11/17/85

**MOST POINTS, HOME GAME**

49, vs. Minnesota, 10/23/88

**MOST POINTS, HALF**

49, at Green Bay, 10/2/83 (1st)  
 42, at Atlanta, 1/1/12 (1st)  
 42, vs. New Orleans, 10/14/79 (2nd)

**MOST POINTS, QUARTER**

35, at Green Bay, 10/2/83 (2nd)  
 33, at Atlanta, 11/17/91 (2nd)

**OTHER QUARTER HIGHS**

1st  
 28, vs. Baltimore, 10/12/14  
 3rd  
 21, nine times, most recently at Chicago, 11/23/14  
 4th  
 28, vs. Indianapolis, 10/6/03  
 28, at St. Louis, 11/8/87

**LARGEST MARGIN OF VICTORY**

45, twice, most recently at San Francisco, 10/9/11

**TOUCHDOWNS****MOST TOUCHDOWNS, GAME**

8, at Atlanta, 9/18/14  
 8, at Cincinnati, 10/29/89  
 8, at N.Y. Jets, 11/17/85

**MOST TOUCHDOWNS, RUSHING**

5, at San Francisco, 12/4/83  
 5, vs. New Orleans, 10/14/79

**MOST TOUCHDOWNS, PASSING**

6, at Cincinnati, 10/29/89

**MOST TOUCHDOWNS, RETURNS**

3, at N.Y. Jets, 12/14/97  
 3, at Green Bay, 10/2/83  
 3, at Denver, 11/7/76

**TOTAL OFFENSE****MOST YARDS, GAME**

604, at N.Y. Giants, 9/16/12  
 581, at N.Y. Jets, 11/17/85  
 569, vs. Green Bay, 10/12/80 (OT, 476 in reg.)  
 543, vs. Minnesota, 10/7/84  
 519, at Green Bay, 10/2/83

**MOST PLAYS**

99, vs. Green Bay, 10/12/80 (OT, 82 in reg.)  
 92, at Dallas, 1/9/83 (Playoff)  
 92, vs. Minnesota, 9/5/81

**BEST GAIN PER PLAY**

8.9, vs. Dallas, 9/13/09  
 8.8, at Carolina, 12/24/11  
 8.0, at Carolina, 12/8/08

**MOST FIRST DOWNS**

35, at N.Y. Jets, 11/17/85

**MOST FIRST DOWNS, RUSHING**

18, at San Francisco, 12/4/83

**MOST FIRST DOWNS, PASSING**

21, vs. Minnesota, 9/5/81  
 21, vs. Green Bay, 10/12/80 (OT, 17 in reg.)

**RUSHING****MOST RUSHING ATTEMPTS**

60, at Chicago, 11/26/78

**MOST YARDS RUSHING**

306, at Atlanta, 9/17/06  
 299, at Carolina, 12/8/08  
 299, vs. L.A. Rams, 11/25/84  
 296, vs. Minnesota, 12/8/91  
 273, vs. Chicago, 11/20/83

**BEST AVERAGE PER RUSH**

8.7, vs. Carolina, 12/24/11

**PASSING****MOST PASSES ATTEMPTED**

63, vs. Minnesota, 9/5/81  
 62, at Oakland, 11/4/12  
 57, at New Orleans, 10/5/14 (OT, 51 in reg.)  
 53, vs. Minnesota, 10/29/00  
 53, vs. Green Bay, 12/3/89

**MOST PASSES COMPLETED**

40, at Oakland, 11/4/12  
 37, vs. Minnesota, 9/5/81  
 35, at New Orleans, 10/5/14 (OT, 32 in reg.)  
 35, vs. Green Bay, 10/12/80 (OT, 25 in reg.)  
 34, vs. Indianapolis, 10/6/03 (OT, 29 in reg.)

**MOST YARDS PASSING**

510, at N.Y. Giants, 9/23/12  
 415, vs. Green Bay, 10/12/80 (OT, 333 in reg.)  
 402, at Oakland, 11/4/12  
 383, vs. New Orleans, 10/16/11  
 381, vs. Indianapolis, 10/6/03 (OT, 333 in reg.)  
 379, at N.Y. Jets, 11/17/85  
 377, vs. New Orleans, 10/21/12  
 377, vs. Minnesota, 12/16/90  
 374, vs. Minnesota, 10/7/84

**BEST COMPLETION PERCENTAGE**

86.5%, at New Orleans, 12/27/09 (32-37)  
 85.7%, at Atlanta, 9/18/14 (24-28)  
 84.0%, vs. Minnesota, 11/1/98 (21-25)  
 82.6%, at San Francisco, 11/18/84 (19-23)  
 81.8%, vs. Cleveland, 11/5/89 (18-22)

**SPECIAL TEAMS****MOST PUNTS**

12, vs. N.Y. Giants, 9/12/99  
 10, at Chicago, 12/17/06  
 10, vs. Seattle, 9/19/04  
 10, at Washington, 10/1/00  
 10, at Detroit, 9/8/96  
 10, vs. Chicago, 12/27/79

**FEWEST PUNTS**

1, 17 times, most recently vs. Atlanta, 11/25/12

**BEST GROSS PUNTING AVG. (MIN. 4)**

56.0, vs. Washington, 12/4/94 (min. 4)

**MOST PUNT RETURNS**

11, vs. Washington, 10/9/77

**MOST YARDS PUNTS RETURNED**

145, at St. Louis, 12/21/86

**MOST KICKOFF RETURNS**

9, vs. New Orleans, 12/23/01

**MOST YARDS KICKOFFS RETURNED**

223, at Detroit, 12/15/02  
 218, at Detroit, 9/17/00  
 182, vs. Indianapolis, 10/6/03  
 181, vs. Atlanta, 12/5/10  
 179, vs. New Orleans, 12/23/01  
 179, vs. N.Y. Giants, 11/18/79

**PENALTIES****MOST PENALTIES**

16, vs. Carolina, 9/14/03  
 16, vs. Chicago, 10/21/84

**MOST YARDS PENALIZED**

160, at Denver, 11/7/76

**FEWEST YARDS PENALIZED**

0, at Green Bay, 11/25/90

**TWO-TEAM RECORDS****MOST POINTS**

90, N.Y. Jets 62, Tampa Bay 28, 11/17/85  
 79, Cincinnati 56, Tampa Bay 23, 10/29/89  
 79, Miami 41, Tampa Bay 38, 10/20/85  
 78, New Orleans 44, Tampa Bay 34, 12/6/87  
 77, Tampa Bay 42, Chicago 35, 10/8/1989

**FEWEST POINTS**

3, Tampa Bay 3, Kansas City 0, 12/16/79  
 9, L.A. Rams 9, Tampa Bay 0, 1/6/80  
 (NFC Championship)  
 9, San Francisco 6, Tampa Bay 3, 12/10/78  
 9, Tampa Bay 6, Chicago 3, 10/24/99  
 10, four times, most recently Tampa Bay 7, Phoenix 3, 12/27/92

**MOST YARDS GAINED**

1,023, Tampa Bay 573, Minnesota 450, 11/16/80  
 971, Tampa Bay 513, New Orleans 458, 10/21/12  
 957, Cincinnati 482, Tampa Bay 475, 10/29/89  
 939, Tampa Bay 515, Oakland 424, 11/4/12  
 922, Tampa Bay 476, Miami 446, 10/20/85

**MOST RUSHING YARDS**

425, L.A. Rams 251, Tampa Bay 174, 10/5/86  
 (OT, 386 in reg.)  
 424, Atlanta 249, Tampa Bay 175, 9/28/86  
 (OT, 357 in reg.)  
 414, Indianapolis 257, Tampa Bay 157, 12/15/85  
 403, Tampa Bay 205, Seattle 198, 11/3/13  
 (OT, 359 in reg.)

**MOST YARDS PASSING**

812, Tampa Bay 486, Minnesota 326, 11/16/80  
 788, Tampa Bay 411, New Orleans 377, 10/21/12  
 738, Tampa Bay 228, N.Y. Giants 510, 9/16/12  
 699, Tampa Bay 318, Indianapolis 381, 10/6/03  
 690, Tampa Bay 444, Indianapolis 244, 10/16/88

**MOST PASSES ATTEMPTED**

101, Tampa Bay 67, Chicago 34, 9/21/08  
 100, Tampa Bay 54, Kansas City 46, 10/28/84  
 96, Tampa Bay 57, Chicago 39, 11/18/01  
 96, Tampa Bay 56, Minnesota 40, 11/16/80  
 93, Tampa Bay 30, New Orleans 39, 12/16/12

**MOST PASSES COMPLETED**

60, Tampa Bay 38, Chicago 22, 9/21/08  
 60, Indianapolis 34, Tampa Bay 26, 10/6/03  
 58, Oakland 40, Tampa Bay 18, 11/4/12  
 57, Minnesota 33, Tampa Bay 24, 10/15/95  
 56, Tampa Bay 30, New Orleans 26, 12/16/12

**MOST INTERCEPTIONS THROWN**

8, Tampa Bay 7, San Francisco 1, 9/7/86

**MOST TOUCHDOWN PASSES**

9, Cincinnati 6, Tampa Bay 3, 10/29/89

**MOST FIRST DOWNS**

54, Miami 30, Tampa Bay 24, 10/20/85  
 54, New Orleans 34, Tampa Bay 20, 10/5/14

**HALF-GAME RECORDS****BUCCANEERS OFFENSE****MOST YARDS, TOTAL OFFENSE**

374, at Minnesota, 11/16/80 (2nd)  
 346, at Indianapolis, 10/16/88 (2nd)  
 312, at Dallas, 9/21/80 (most in 1st)

**MOST YARDS, NET RUSHING**

216, at Oakland, 11/14/12 (2nd)  
 192, vs. Chicago, 9/20/98 (2nd)  
 173, at Minnesota, 11/6/83 (2nd)

**MOST YARDS, NET PASSING**

325, at Minnesota, 11/16/80 (2nd)  
 324, at Indianapolis, 10/16/88 (2nd)  
 298, vs. New Orleans, 10/21/12 (2nd)  
 268, vs. St. Louis, 12/23/12 (2nd)  
 238, at New Orleans, 12/16/12 (2nd)  
 226, vs. Seattle, 10/19/08 (tied for most in 1st)  
 226, vs. Atlanta, 9/13/87 (tied for most in 1st)

**MOST POINTS, HALF**

35, at Oakland, 11/4/12 (2nd)  
 31, vs. Minnesota, 10/29/00 (1st)  
 31, vs. Chicago, 12/22/96 (1st)  
 30, vs. New Orleans, 12/23/01 (1st)  
 28, at Chicago, 12/17/06 (2nd)  
 28, at Washington, 10/12/03 (2nd)  
 28, vs. Minnesota, 10/28/01 (1st)  
 28, at Cincinnati, 12/27/98 (1st)  
 28, vs. Chicago, 10/8/89 (1st)  
 28, at Chicago, 9/8/85 (1st)  
 27, vs. Atlanta, 12/16/07 (1st)  
 27, vs. L.A. Rams, 12/6/92 (1st)  
 27, vs. Atlanta, 9/13/87 (1st)  
 27, vs. Green Bay, 11/22/81 (1st)

**MOST POINTS, QUARTER**

24, vs. Chicago, 12/22/96 (2nd)  
 24, vs. Green Bay, 11/22/81 (2nd)  
 21, 17 times, most recently at Seattle, 11/3/13 (2nd)  
 (21, seven times, most recently vs. Green Bay, 11/8/09 is most in 4th)  
 20, vs. Chicago, 10/25/87 (most in 1st)  
 20, vs. Chicago, 9/10/00 (2nd)

## INDIVIDUAL RECORDS

## MOST YARDS RUSHING

220, Doug Martin, at Oakland, (2nd)
179, James Wilder, at Minnesota, 11/6/83 (2nd)
142, LeGarrette Blount, vs. Seattle, 12/26/10 (2nd)
115, Camell Williams, at Green Bay, 9/25/05 (2nd)
113, Warrick Dunn, vs. Dallas, 12/3/00 (1st)

## MOST YARDS PASSING

340, Vinny Testaverde, at Indianapolis, 10/16/88 (2nd)
298, Josh Freeman, vs. New Orleans, 10/21/12 (2nd)
272, Josh Freeman, vs. St. Louis, 12/23/12 (2nd)
245, Mike Glennon, at Pittsburgh, 9/28/14 (2nd)
226, Jeff Garcia, vs. Seattle, 10/19/08 (tied for most in 1st)
226, Steve DeBerg, vs. Atlanta, 9/13/87 (tied for most in 1st)

## MOST FIELD GOALS

4, Connor Barth, vs. Carolina, 12/4/11
4, Matt Bryant, vs. Washington, 11/25/07

## BUCCANEERS DEFENSE

## FEWEST YARDS TOTAL OFFENSE ALLOWED

15, at Carolina, 10/27/02 (1st)
16, vs. New England, 11/16/97
23, vs. New York Giants, 9/2/78 (1st)
24, vs. Kansas City, 12/16/79 (2nd)

## FEWEST YARDS RUSHING ALLOWED

-2, vs. New England, 11/16/97 (1st)
-1, vs. Carolina, 9/9/12 (2nd)
-1, vs. Green Bay, 12/26/99 (2nd)
0, vs. Miami, 11/11/13 (1st)
2, vs. Indianapolis, 12/22/91 (2nd)
2, vs. Miami, 11/11/13 (2nd)
3, vs. Cincinnati, 10/15/06 (1st)
3, vs. Washington, 12/4/94 (1st)
3, vs. Green Bay, 10/14/90 (2nd)
4, vs. New Orleans, 11/30/08 (1st)

## FEWEST NET YARDS PASSING ALLOWED

-4, at Carolina, 10/27/02 (1st)
-3, vs. Houston, 12/14/03 (1st)

## OPPONENTS' INDIVIDUAL RECORDS

## MOST YARDS RUSHING

200, Barry Sanders, Detroit, 11/13/94 (2nd)
---

## MOST YARDS PASSING

313, Drew Brees, New Orleans, 10/21/12 (1st)
294, Wade Wilson, Minnesota, 12/16/90 (2nd)
272, Peyton Manning, Indianapolis, 10/6/03 (2nd)
267, Lynn Dickey, Green Bay, 10/2/83 (1st)

## ROOKIE RECORDS

## SCORING

## MOST POINTS

Season 106, Martin Gramatica, 1999
------------------------------------

## MOST TOUCHDOWNS

Season 12, Mike Evans, 2014
12, Doug Martin, 2012
11, Mike Williams, 2010
8, Lars Tate, 1988

## RUSHING

## MOST YARDS RUSHING

Season 1,454, Doug Martin, 2012
Game 251, Doug Martin, at Oakland, 11/4/12
192, Erriett Rhett, vs. Washington, 12/4/94

## RECEIVING

## MOST YARDS RECEIVING

Season 1,193, Michael Clayton, 2004
Game 212, Mark Carrier, at New Orleans, 12/6/87

## MOST RECEPTIONS

Season 80, Michael Clayton, 2004
Game 9, Michael Clayton, at San Diego, 12/12/04
9, James Wilder, vs. St. Louis, 9/27/81

## MOST TOUCHDOWNS RECEIVING

Season 12, Mike Evans, 2014
11, Mike Williams, 2010
7, Michael Clayton, 2004

## PASSING

## MOST YARDS PASSING

Season 2,608, Mike Glennon, 2013
Game 369, Vinny Testaverde, at New Orleans, 12/6/87

## MOST TOUCHDOWN PASSES

Season 19, Mike Glennon, 2013
10, Josh Freeman, 2009
Game 3, Josh Freeman, vs. Green Bay, 11/8/09

## DEFENSIVE

## MOST INTERCEPTIONS

Season 5, Donnie Abraham, 1996
5, David Greenwood, 1985

## MOST TACKLES

Season 151, Hugh Green, 1981
139, Lavonte David, 2012
126, Mason Foster, 2011

## MOST SACKS

Season 10, Santana Dotson, 1992
7.5, Adrian Clayborn, 2011

## MISCELLANEOUS RECORDS

## LONGEST GAME

4:02 Green Bay, 9/30/84	W 30-27 (OT)
4:02 at Detroit, 11/20/77	L 7-16
4:01 at Minnesota, 10/28/79	W 12-10

## SHORTEST GAME

2:25 at Cincinnati, 10/10/76	L 0-21
2:30 Kansas City, 12/16/79	W 3-0
2:33 at Chicago, 11/26/78	L 3-14

## LONGEST TOUCHDOWN DRIVES

Yards 98, vs. Seattle, 12/26/10 (10 plays, 6:50, Freeman-Winslow 21 pass)
98, at New Orleans, 12/27/09 (8 plays, 4:09, C. Williams 23 run)
98, vs. Carolina, 12/30/07 (10 plays, 5:44, McCown-Bennett 23 pass)
97, vs. New Orleans, 11/2/03 (9 plays, 3:22, Johnson-Pittman 26 pass)
97, at Tennessee, 10/14/01 (13 plays, 5:33, Johnson-Dunn 26 pass)
96, at New Orleans, 1/2/11 (11 plays, 5:41, Freeman-Briscoe 2 pass)
96, vs. Atlanta, 12/20/03 (4 plays, 1:25, Johnson-McCardell 76 pass)
96, at Detroit, 12/15/02 (12 plays, 6:32, Alstott 1 run)
96, at New Orleans, 12/29/81 (11 plays, 3:30, Owens 6 run)
Plays 19, at New Orleans, 9/9/84 (80 yards, 10:26, Thompson-Armstrong 2 pass)
Time 10:59, vs. New Orleans, 9/18/94 (80 yards, 15 plays, Erickson-J. Harris 10 pass)

## LONGEST FIELD GOAL DRIVES

Yards 94, at Arizona, 10/31/10 (12 plays, 3:15)
Plays 21, at Chicago, 9/4/94 (67 yards, 10:05)
Time 10:33, vs. San Diego, 1/2/94 (19 plays, 84 yards)

## BEST CAREER PUNTING AVERAGE

(Min. 100 att.) 44.0, Josh Bidwell (419-18,426), 2004-08
--

## BEST CAREER FIELD GOAL PERCENTAGE

(Min. 50 att.) 84.3%, Connor Barth (91/108), 2009-12
--

## MOST KICKOFF COVERAGE TACKLES

80, Jim Obradovich, 1978-83
-----------------------------

# CAREER TOP TENS

## RUSHING (YARDS)

PLAYER	YEARS	NO.	YDS.	AVG.	LG	TD
1. James Wilder	1981-89	1,575	5,957	3.8	75t	37
2. Mike Alstott	1996-2007	1,359	5,088	3.7	47t	58
3. Warrick Dunn	1997-01, 2008	1,256	4,986	4.0	76	19
4. Carnell Williams	2005-10	968	3,677	3.8	71t	20
5. Michael Pittman	2002-07	798	3,362	4.2	78t	10
6. Reggie Cobb	1990-93	878	3,061	3.5	59t	21
7. Ricky Bell	1977-81	820	3,057	3.7	56	16
8. Errict Rhett	1994-97	823	2,853	3.5	35	24
9. <b>Doug Martin</b>	<b>2012-14</b>	<b>580</b>	<b>2,404</b>	<b>4.1</b>	<b>70t</b>	<b>14</b>
10. Earnest Graham	2004-11	477	2,047	4.3	68t	15

## PASSING (YARDS)

PLAYER	YEARS	ATT.	COMP.	YDS.	PCT.	TD	INT
1. Vinny Testaverde	1987-92	2,160	1,126	14,820	.521	77	112
2. Josh Freeman	2009-13	1,967	1,144	13,534	.582	80	66
3. Trent Diller	1994-99	2,038	1,117	12,969	.548	70	80
4. Doug Williams	1978-82	1,890	895	12,648	.474	73	73
5. Brad Johnson	2001-04	1,683	1,040	10,940	.618	64	41
6. Steve DeBerg	1984-87, 1992-93	1,414	813	9,439	.575	61	62
7. Craig Erickson	1992-94	882	473	6,094	.536	34	31
8. Jeff Garcia	2007-08	703	453	5,152	.644	25	10
9. Brian Griese	2004-05, 2008	694	455	4,841	.656	32	26
10. Shaun King	1999-03	654	368	4,064	.563	26	20

## RECEPTIONS

PLAYER	YEARS	NO.	YDS.	AVG.	LG	TD
1. James Wilder	1981-89	430	3,492	8.1	50	9
2. Mark Carrier	1987-92	321	5,018	15.6	78t	27
3. Warrick Dunn	1997-01, 2008	306	2,704	8.8	68	9
4. Mike Alstott	1996-07	305	2,284	7.5	44t	13
5. Keyshawn Johnson	2000-03	298	3,828	12.8	76	17
6. Kevin House	1980-86	286	4,928	17.2	84t	31
7. Michael Pittman	2002-07	284	2,361	8.3	68t	6
8. Jimmie Giles	1978-86	279	4,300	15.4	81t	34
9. Joey Galloway	2004-08	248	3,912	15.8	80t	28
10. Gerald Carter	1981-87	239	3,443	14.4	74t	17

## SCORING

PLAYER	YEARS	TD	TDR	TDP	TDRT	FG	PAT	2-PT	TP
1. Martin Gramatica	1999-04	0	0	0	0	137	181	0	592
2. Michael Husted	1993-98	0	0	0	0	117	151	0	502
3. Mike Alstott	1996-2007	71	58	13	0	0	0	3	432
4. Matt Bryant	2005-08	0	0	0	0	98	122	0	416
4. Donald Igwebuike	1985-89	0	0	0	0	94	134	0	416
6. Connor Barth	2009-12	0	0	0	0	91	110	0	383
7. James Wilder	1981-89	46	37	9	0	0	0	0	276
8. Jimmie Giles	1978-86	34	0	34	0	0	0	0	204
9. Bill Capece	1981-83	0	0	0	0	43	67	0	196
10. Kevin House	1980-86	31	0	31	0	0	0	0	186

## KICKOFF RETURNS (YARDS)

PLAYER	YEARS	NO.	YDS.	AVG.	LG	TD
1. Aaron Stecker	2000-03	100	2,376	23.8	86	0
2. Reidel Anthony	1997-2001	95	2,232	23.5	60	0
3. Clifton Smith	2008-09	67	1,894	28.3	97t	1
4. Michael Morton	1982-84	89	1,885	21.2	50	0
5. Micheal Spurlock	2007-08, 2009-11	70	1,776	25.4	90t	2
6. Torrie Cox	2003-09	77	1,758	22.8	59	0
7. Phil Freeman	1985-87	79	1,667	21.1	58	0
8. Gary Anderson	1990-93	81	1,511	18.7	39	0
9. Donnie Elder	1988-89	74	1,457	19.7	51	0
10. George Ragsdale	1977-79	61	1,298	21.3	46	0



## PUNT RETURNS (YARDS)

PLAYER	YEARS	NO.	YDS.	AVG.	LG	TD
1. Karl Williams	1996-03	213	2,279	10.7	88t	5
2. Danny Reece	1976-80	222	1,554	7.0	50	0
3. Willie Drewrey	1989-92	88	826	9.4	55	0
4. Mark Jones	2005-07	83	790	9.5	35	0
5. Jacques Green	1998-01	55	658	12.0	95	1
6. Bobby Futrell	1986-90	77	639	8.3	40	0
7. Clifton Smith	2008-09	46	556	12.1	70t	1
8. Micheal Spurlock	2007-08, 09-11	41	334	8.1	77t	1
9. Roscoe Parrish	2012	30	298	9.9	39	0
10. Leon Bright	1984-85	35	297	8.5	29	0

## INTERCEPTIONS

PLAYER	YEARS	NO.	YDS.	AVG.	LG	TD
1. Ronde Barber	1997-12	47	923	19.6	78t	8
2. Donnie Abraham	1996-01	31	341	11.0	55t	2
3. Cedric Brown	1976-84	29	593	20.4	81t	2
4. Mike Washington	1976-84	28	418	14.9	49t	3
5. Derrick Brooks	1995-08	25	530	21.2	97t	6
6. John Lynch	1993-03	23	200	8.7	36	0
7. Brian Kelly	1998-07	22	227	10.3	75	1
8. Aqib Talib	2008-12	18	277	15.4	45t	2
9. Mark Cotney	1976-80, 82-84	17	205	12.1	29	0
9. Harry Hamilton	1988-91	17	232	13.6	58	0
9. Ricky Reynolds	1987-93	17	174	10.2	68t	1

## MORE CAREER TOP TENS

## GAMES PLAYED

PLAYER	NO.
1. Ronde Barber, 1997-12	241
2. Derrick Brooks, 1995-08	224
3. Dave Moore, 1992-01, 2004-06	190
4. Paul Gruber, 1988-99	183
5. John Lynch, 1993-03	164
6. Tony Mayberry, 1990-99	160
7. Mike Alstott, 1996-07	158
8. Shelton Quarles, 1997-06	148
9. Warren Sapp, 1995-03	140
10. Richard Wood, 1976-84	132

## GAMES STARTED

PLAYER	NO.
1. Ronde Barber, 1997-12	232
2. Derrick Brooks, 1995-08	221
3. Paul Gruber, 1988-99	183
4. Tony Mayberry, 1990-99	145
5. Mike Alstott, 1996-07	137
6. John Lynch, 1993-03	132
7. Warren Sapp, 1995-03	130
8. Lee Roy Selmon, 1976-84	117
9. Shelton Quarles, 1997-06	113
10. Jimmie Giles, 1978-86	112

## TOTAL TOUCHDOWNS

PLAYER	NO.
1. Mike Alstott, 1996-07	71
2. James Wilder, 1981-89	46
3. Jimmie Giles, 1978-86	34
4. Kevin House, 1980-86	31
5. Joey Galloway, 2004-08	29
6. Warrick Dunn, 1997-01, 08	28
7. Mark Carrier, 1987-92	27
8. Errict Rhett, 1994-97	25
8. Mike Williams, 2010-12	25
10. Dave Moore, 1992-01, 2004-06	24
10. Carnell Williams, 2005-10	24

## FIELD GOAL PERCENTAGE

(Minimum 10 attempts)

PLAYER	PCT.
1. Connor Barth, 2009-12	.843 (91-108)
2. Patrick Murray, 2014	<b>.833 (20-24)</b>
3. Matt Bryant, 2005-08	.831 (98-118)
4. Steve Christie, 1990-91	.809 (38-47)
5. Rian Lindell, 2013	.793 (23-29)
6. Martin Gramatica, 1999-04	.765 (137-179)
7. Donald Igwebuike, 1985-89	.740 (94-127)
8. Michael Husted, 1993-98	.731 (117-160)
9. Obed Arii, 1984	.731 (19-26)
10. Garo Yepremian, 1980-81	.667 (18-27)

## FIELD GOALS

PLAYER	NO.
1. Martin Gramatica, 1999-04	137
2. Michael Husted, 1993-98	117
3. Matt Bryant, 2005-08	98
4. Donald Igwebuike, 1985-89	94
5. Connor Barth, 2009-12	91
6. Bill Capece, 1981-83	43
7. Steve Christie, 1990-91	38
8. Neil O' Donoghue, 1978-79	24
9. Rian Lindell, 2013	23
10. Patrick Murray, 2014	<b>20</b>

## RUSHING ATTEMPTS

PLAYER	NO.
1. James Wilder, 1981-89	1,575
2. Mike Alstott, 1996-07	1,359
3. Warrick Dunn, 1997-01, 08	1,256
4. Carnell Williams, 2005-10	968
5. Reggie Cobb, 1990-93	878
6. Errict Rhett, 1994-97	823
7. Ricky Bell, 1977-81	820
8. Michael Pittman, 2002-07	798
9. Doug Martin, 2012-14	<b>580</b>
10. Jerry Eckwood, 1979-81	515

## RUSHING TOUCHDOWNS

PLAYER	NO.
1. Mike Alstott, 1996-07	58
2. James Wilder, 1981-89	37
3. Errict Rhett, 1994-97	24
4. Reggie Cobb, 1990-93	21
5. Carnell Williams, 2005-10	20
6. Warrick Dunn, 1997-01, 08	19
7. Ricky Bell, 1977-81	16
8. Earnest Graham, 2004-11	15
8. Lars Tate, 1988-89	15
10. <b>Doug Martin, 2012-14</b>	<b>14</b>

## PASSING ATTEMPTS

PLAYER	NO.
1. Vinny Testaverde, 1987-92	2,160
2. Trent Dilfer, 1994-99	2,038
3. Josh Freeman, 2009-13	1,967
4. Doug Williams, 1978-82	1,890
5. Brad Johnson, 2001-04	1,683
6. Steve DeBerg, 1984-87, 1992-93	1,414
7. Craig Erickson, 1992-94	882
8. Jeff Garcia, 2007-08	703
9. Brian Griese, 2004-05, 08	694
10. Shaun King, 1999-03	654

## PASS COMPLETIONS

PLAYER	NO.
1. Josh Freeman, 2009-13	1,144
2. Vinny Testaverde, 1987-92	1,126
3. Trent Dilfer, 1994-99	1,117
4. Brad Johnson, 2002-04	1,040
5. Doug Williams, 1978-82	895
6. Steve DeBerg, 1984-87, 92-93	813
7. Craig Erickson, 1992-94	473
8. Brian Griese, 2004-05, 08	455
9. Jeff Garcia, 2007-08	453
10. Shaun King, 1999-02	368

## TOUCHDOWN PASSES

PLAYER	NO.
1. Josh Freeman, 2009-13	80
2. Vinny Testaverde, 1987-92	77
3. Doug Williams, 1978-82	73
4. Trent Dilfer, 1994-99	70
5. Brad Johnson, 2001-04	64
6. Steve DeBerg, 1984-87, 1992-93	61
7. Craig Erickson, 1992-94	34
8. Brian Griese, 2004-05, 08	32
9. <b>Mike Glennon, 2013-14</b>	<b>29</b>
10. Shaun King, 1999-02	26

## QUARTERBACK RATING

(Minimum 250 attempts)

PLAYER	NO.
1. Jeff Garcia, 2007-08	92.2
3. Brian Griese, 2004-05, 08	85.5
3. <b>Mike Glennon, 2013-14</b>	<b>83.7</b>
4. Brad Johnson, 2001-04	83.2
5. Josh Freeman, 2009-13	78.8
6. Shaun King, 1999-03	75.4
7. Steve DeBerg, 1984-87, 1992-93	73.9
8. Craig Erickson, 1992-94	73.8
9. Chris Simms, 2003-06	71.2
10. Josh McCown, 2014	70.5

## RECEIVING YARDS

PLAYER	NO.
1. Mark Carrier, 1987-92	5,018
2. Kevin House, 1980-86	4,928
3. Jimmie Giles, 1978-86	4,300
4. Joey Galloway, 2004-08	3,912
5. Keyshawn Johnson, 2000-03	3,828
6. <b>Vincent Jackson, 2012-14</b>	<b>3,610</b>
7. James Wilder, 1981-89	3,492
8. Gerald Carter, 1981-87	3,443
9. Mike Williams, 2010-13	2,947
10. Bruce Hill, 1987-91	2,942

## RECEIVING TOUCHDOWNS

PLAYER	NO.
1. Jimmie Giles, 1978-86	34
2. Kevin House, 1980-86	31
3. Joey Galloway, 2004-08	28
4. Mark Carrier, 1987-92	27
5. Mike Williams, 2010-13	25
6. Dave Moore, 1992-01, 2004-06	24
7. Bruce Hill, 1987-91	23
8. Gerald Carter, 1981-87	17
8. <b>Vincent Jackson, 2012-14</b>	<b>17</b>
8. Keyshawn Johnson, 2000-03	17

## PUNTING AVERAGE

(Minimum 80 Punts)

PLAYER	NO.
1. Josh Bidwell, 2004-09	44.0
2. <b>Michael Koenen, 2011-14</b>	<b>43.7</b>
3. Tom Tupa, 2002-03	43.0
4. Tommy Barnhardt, 1996-98	42.6
5. Larry Swider, 1981-82	42.2
6. Mark Royals, 1990-91, 1999-01	41.3
7. Frank Garcia, 1983-87	41.1
8. Tom Blanchard, 1979-81	40.9
9. Dave Green, 1976-78	40.2
10. Dan Stryzinski, 1992-94	40.1

## PUNTS INSIDE THE 20

PLAYER	NO.
1. Josh Bidwell, 2004-09	124
2. Mark Royals, 1990-91, 1999-01	96
3. <b>Michael Koenen, 2011-14</b>	<b>82</b>
4. Frank Garcia, 1983-87	71
5. Dan Stryzinski, 1992-94	59
6. Tom Tupa, 2002-03	56
7. Tommy Barnhardt, 1996-98	55
8. Dave Green, 1976-78	48
9. Tom Blanchard, 1979-81	36
10. Ray Criswell, 1987-88	23
10. Reggie Roby, 1995	23

## PUNTS

PLAYER	NO.
1. Josh Bidwell, 2004-09	419
2. Mark Royals, 1990-91, 1999-01	414
3. Frank Garcia, 1983-87	379
4. <b>Michael Koenen, 2011-14</b>	<b>308</b>
5. Dave Green, 1976-78	290
6. Dan Stryzinski, 1992-94	239
7. Tom Blanchard, 1979-81	203
8. Tommy Barnhardt, 1996-98	180
9. Tom Tupa, 2002-03	173
10. Larry Swider, 1981-82	97

## PUNTING YARDS

PLAYER	NO.
1. Josh Bidwell, 2004-09	18,426
2. Mark Royals, 1990-91, 1999-01	17,106
3. Frank Garcia, 1983-87	15,588
4. <b>Michael Koenen, 2011-14</b>	<b>13,463</b>
5. Dave Green, 1976-78	11,659
6. Dan Strzyzinski, 1992-94	9,587
7. Tom Blanchard, 1979-81	8,300
8. Tommy Barnhardt, 1996-98	7,659
9. Tom Tupa, 2002-2003	7,446
10. Larry Swider, 1981-82	4,096

## TACKLES

PLAYER	NO.
1. Derrick Brooks, 1995-08	2,198
2. Ronde Barber, 1997-12	1,428
3. Hardy Nickerson, 1993-99	1,028
4. Shelton Quarles, 1997-06	985
5. John Lynch, 1993-03	973
6. Richard Wood, 1976-84	855
7. Lee Roy Selmon, 1976-84	742
8. Jeff Davis, 1982-87	662
9. Cecil Johnson, 1977-85	645
10. David Logan, 1979-86	624

## QUARTERBACK SACKS

PLAYER	NO.
1. Lee Roy Selmon, 1976-84	78.5
2. Warren Sapp, 1995-03	77.0
3. Simeon Rice, 2001-06	69.5
4. David Logan, 1979-86	39.0
5. Chidi Ahanotu, 1993-00, 2004	34.5
6. Brad Culpepper, 1994-99	33.0
7. Ronde Barber, 1997-12	28.0
8. <b>Gerald McCoy, 2010-14</b>	<b>27.0</b>
9. Broderick Thomas, 1989-93	26.5
10. Greg Spires, 2002-07	26.0

## SEASON TOP TENS

## RUSHING (YARDS)

PLAYER	YEAR	ATT.	YDS.	AVG.	LG	TD
1. James Wilder	1984	407	1,544	3.8	37t	13
2. <b>Doug Martin</b>	<b>2012</b>	<b>319</b>	<b>1,454</b>	<b>4.6</b>	<b>70t</b>	<b>11</b>
3. James Wilder	1985	365	1,300	3.6	28t	10
4. Ricky Bell	1979	283	1,263	4.5	49t	7
5. Errict Rhett	1995	332	1,207	3.6	21t	11
6. Carnell Williams	2005	290	1,178	4.1	71t	6
7. Reggie Cobb	1992	310	1,171	3.8	25t	9
8. Warrick Dunn	2000	248	1,133	4.6	70t	8
9. Warrick Dunn	1998	245	1,026	4.2	50	2
10. Errict Rhett	1994	284	1,011	3.6	27t	7

## PASSING (YARDS)

PLAYER	YEAR	YDS.	ATT.	COMP.	TD	INT
1. Josh Freeman	2012	4,065	558	306	27	17
2. Brad Johnson	2003	3,811	570	354	26	21
3. Josh Freeman	2011	3,592	551	346	16	22
4. Doug Williams	1981	3,563	471	238	19	14
5. Steve DeBerg	1984	3,554	509	308	19	18
6. Josh Freeman	2010	3,451	474	291	25	6
7. Brad Johnson	2001	3,406	559	340	13	11
8. Doug Williams	1980	3,396	521	254	20	16
9. Vinny Testaverde	1988	3,240	466	222	13	35
10. Vinny Testaverde	1989	3,133	480	258	20	22

## DEFENSIVE TOUCHDOWNS

PLAYER	NO.
1. Ronde Barber, 1997-12	12
2. Derrick Brooks, 1995-08	7
3. David Logan, 1979-86	4
3. Mike Washington, 1976-84	4
5. Donnie Abraham, 1996-01	3
5. Cedric Brown, 1976-84	3
5. Wayne Haddix, 1990-91	3
5. Ricky Reynolds, 1987-93	3
5. Aqib Talib, 2008-11	3
5. Richard Wood, 1976-84	3
11. Mason Foster, 2011-14	2
11. Tanard Jackson, 2007-11	2
11. <b>Leonard Johnson, 2012-14</b>	<b>2</b>
11. <b>Danny Lansanah, 2013-14</b>	<b>2</b>
11. Shelton Quarles, 1997-06	2
11. Hugh Green, 1981-85	2

TOTAL TOUCHDOWNS  
BY A DEFENSIVE PLAYER

(includes TDs scored on offense, defense or special teams)

PLAYER	NO.
1. Ronde Barber, 1997-12	14
2. Derrick Brooks, 1995-08	7
3. David Logan, 1979-86	4
3. Mike Washington, 1976-84	4
5. Aqib Talib, 2008-12	3
5. Donnie Abraham, 1996-01	3
5. Cedric Brown, 1976-84	3
5. Wayne Haddix, 1990-91	3
5. Ricky Reynolds, 1987-93	3
5. Warren Sapp, 1995-03	3
5. Richard Wood, 1976-84	3

## RECEPTIONS

PLAYER	YEAR	NO.
1. Keyshawn Johnson	2001	106
2. Mark Carrier	1989	86
3. James Wilder	1984	85
4. Keenan McCardell	2003	84
5. Antonio Bryant	2008	83
5. Joey Galloway	2005	83
7. Michael Clayton	2004	80
8. Vincent Jackson	2013	78
9. Kellen Winslow	2009	77
10. Kevin House	1984	76
10. Keyshawn Johnson	2002	76

## RECEIVING YARDS

PLAYER	YEAR	YDS.
1. Mark Carrier	1989	1,422
2. Vincent Jackson	2012	1,384
3. Joey Galloway	2005	1,287
4. Keyshawn Johnson	2001	1,266
5. Antonio Bryant	2008	1,248
6. Vincent Jackson	2013	1,224
7. Michael Clayton	2004	1,193
8. Kevin House	1981	1,176
9. Keenan McCardell	2003	1,174
10. Keyshawn Johnson	2002	1,088

## SCORING

PLAYER	YEAR	TD	PAT	FGM	2-PT.	TP
1. Matt Bryant	2008	0	35	32	0	131
2. Martin Gramatica	2002	0	32	32	0	128
3. Martin Gramatica	2000	0	42	28	0	126
4. Connor Barth	2012	0	39	28	0	123
5. Matt Bryant	2007	0	34	28	0	118
6. Martin Gramatica	1999	0	25	27	0	106
7. Connor Barth	2010	0	36	23	0	105
8. Connor Barth	2011	0	23	26	0	101
9. Rian Lindell	2013	0	31	23	0	100
10. Donald Igwebuike	1989	0	33	22	0	99

## KICKOFF RETURN AVERAGE

(Minimum 10)

PLAYER	YEAR	ATT.	YDS.	AVG.	LG	TD
1. Sammie Stroughter	2009	11	324	29.5	97t	1
2. Clifton Smith	2009	31	902	29.1	83	0
3. Mark Jones	2007	10	286	28.6	36	0
4. Micheal Spurlock	2007	16	444	27.8	90t	1
5. Clifton Smith	2008	36	992	27.6	97t	1
6. Karl Williams	1996	14	383	27.4	63	0
7. Sammie Stroughter	2011	20	540	27.0	78	0
8. Torrie Cox	2004	33	866	26.2	59	0
9. Micheal Spurlock	2010	44	1,129	25.7	89t	1
10. Aaron Stecker	2002	37	934	25.2	67	0

## PUNT RETURN AVERAGE

(Minimum 10)

PLAYER	YEAR	NO.	YDS.	AVG.	LG	TD
1. Karl Williams	1996	13	274	21.1	88t	1
2. Jacques Green	1998	30	453	15.1	95t	1
3. Clifton Smith	2008	23	324	14.1	70t	1
4. Karl Williams	1997	46	597	13.0	63	1
5. Mark Jones	2007	12	143	11.9	35	0
6. Solomon Patton	2014	10	112	11.2	33	0
7. Courtney Hawkins	1993	15	166	11.1	35	0
8. Willie Drewrey	1989	20	220	11.0	55	0
9. Eric Page	2013	23	251	10.9	52	0
10. Bobby Futrell	1988	27	283	10.5	40	0

## PASSER RATING

(Minimum 200 Attempts)

PLAYER	YEAR	RATING
1. Brian Griese	2004	97.5
2. Josh Freeman	2010	95.9
3. Jeff Garcia	2007	94.6
4. Brad Johnson	2002	92.9
5. Jeff Garcia	2008	90.2
6. Steve DeBerg	1987	85.3
7. Mike Glennon	2013	83.9
8. Mike Glennon	2014	83.3
9. Trent Dilfer	1997	82.8
10. Craig Erickson	1994	82.5

## FIELD GOAL PERCENTAGE

(Minimum 10)

PLAYER	YEAR	PCT.
1. Connor Barth	2011	.929 (26-28)
2. Steve Christie	1990	.852 (23-27)
3. Connor Barth	2012	.848 (28-33)
3. Matt Bryant	2007	.848 (28-33)
5. Martin Gramatica	1999	.844 (27-32)
6. Matt Bryant	2008	.842 (32-38)
7. Matt Bryant	2005	.840 (21-25)
8. Patrick Murray	2014	.833 (20-24)
9. Martin Gramatica	2000	.824 (28-34)
10. Connor Barth	2010	.821 (23-28)

## NET PUNTING AVERAGE

(Minimum 30)

PLAYER	YEAR	PCT.
1. Michael Koenen	2011	40.3
2. Danny Koenen	2013	38.3
3. Tommy Barnhardt	1996	37.8
4. Josh Bidwell	2008	37.6
5. Josh Bidwell	2005	37.5
6. Michael Koenen	2012	37.4
7. Mark Royals	1999	37.4
8. Josh Bidwell	2007	37.2
9. Michael Koenen	2014	37.1
10. Josh Bidwell	2006	36.8

## PUNTING AVERAGE

(Minimum 30)

PLAYER	YEAR	AVG.
1. Josh Bidwell	2005	45.6
2. Michael Koenen	2012	45.3
3. Michael Koenen	2011	45.1
4. Josh Bidwell	2008	44.5
5. Michael Koenen	2013	44.2
6. Josh Bidwell	2007	43.9
7. Josh Bidwell	2006	43.5
8. Tom Tupa	2003	43.3
9. Mark Royals	1999	43.1
10. Tommy Barnhardt	1996	43.1

## PUNTS INSIDE THE 20

PLAYER	YEAR	NO.
1. Josh Bidwell	2007	30
1. Tom Tupa	2002	30
3. Josh Bidwell	2008	27
4. Mark Royals	2001	26
4. Tom Tupa	2003	26
6. Tommy Barnhardt	1996	24
6. Josh Bidwell	2005	24
6. Michael Koenen	2011	24
6. Dan Stryzinski	1993	24
10. Josh Bidwell	2004	23
10. Reggie Roby	1995	23
10. Mark Royals	1999	23

## PUNTS

PLAYER	YEAR	NO.
1. Dave Green	1978	100
2. Dave Green	1977	98
3. Frank Garcia	1983	95
4. Josh Bidwell	2006	93
4. Tom Blanchard	1979	93
4. Dan Stryzinski	1993	93
7. Dave Green	1976	92
8. Josh Bidwell	2005	90
8. Mark Royals	1999	90
8. Tom Tupa	2002	90

## PUNTING YARDS

PLAYER	YEAR	NO.
1. Josh Bidwell	2005	4,101
2. Dave Green	1978	4,092
3. Josh Bidwell	2006	4,045
4. Frank Garcia	1983	4,008
5. Dave Green	1977	3,948
6. Mark Royals	1999	3,882
7. Tom Tupa	2002	3,856
8. Michael Koenen	2013	3,846
9. Dan Stryzinski	1993	3,772
10. Tom Blanchard	1980	3,722

420 | RECORDS

## DEFENSIVE TOUCHDOWNS

PLAYER	YEAR	NO.
1. Derrick Brooks	2002	4
2. Wayne Haddix	1990	3
3. Danny Lansanah	2014	2
3. Mason Foster	2013	2
3. Aqib Talib	2011	2
3. Tanard Jackson	2009	2
3. Ronde Barber	2007	2
3. Ronde Barber	2006	2
3. Ronde Barber	2004	2
3. Ronde Barber	2000	2
3. Donnie Abraham	1999	2
3. Hugh Green	1983	2
3. Cedric Brown	1981	2
3. Richard Wood	1977	2

## QB SACKS

PLAYER	YEAR	NO.
1. Warren Sapp	2000	16.5
2. Simeon Rice	2002	15.5
3. Simeon Rice	2003	15.0
4. Simeon Rice	2005	14.0
5. Marcus Jones	2000	13.0
5. Lee Roy Selmon	1977	13.0
7. Warren Sapp	1999	12.5
8. Simeon Rice	2004	12.0
9. Simeon Rice	2001	11.0
9. Lee Roy Selmon	1978	11.0
9. Lee Roy Selmon	1979	11.0
9. Lee Roy Selmon	1983	11.0
9. Broderick Thomas	1991	11.0

## INTERCEPTIONS

PLAYER	YEAR	NO.
1. Ronde Barber	2001	10
2. Cedric Brown	1981	9
3. Brian Kelly	2002	8
4. Donnie Abraham	1999	7
4. Donnie Abraham	2000	7
4. Jeremiah Castille	1985	7
4. Wayne Haddix	1990	7
8. Donnie Abraham	2001	6
8. Cedric Brown	1978	6
8. Neal Colzie	1981	6
8. Harry Hamilton	1988	6
8. Harry Hamilton	1989	6
8. Beasley Reece	1983	6
8. Damien Robinson	2000	6
8. Mark Robinson	1981	6
8. Aqib Talib	2010	6
8. Mike Washington	1981	6

## TACKLES

PLAYER	YEAR	NO.
1. Hardy Nickerson	1993	214
2. Barrett Ruud	2009	205
3. Shelton Quarles	2005	196
4. Hardy Nickerson	1997	194
5. Derrick Brooks	1998	189
6. Derrick Brooks	1997	182
7. Derrick Brooks	1999	180
8. Derrick Brooks	2000	179
9. Barrett Ruud	2008	178
10. Derrick Brooks	2005	174
10. Broderick Thomas	1991	174
10. Cecil Johnson	1981	174



# BUCCANEERS PLAYOFF RECORDS

## INDIVIDUAL

### SERVICE

#### MOST GAMES, CAREER

- 11, Derrick Brooks
- 10, Mike Alstott, Ronde Barber, Shelton Quarles
- 9, John Lynch, Warren Sapp, Karl Williams

### SCORING

#### MOST POINTS, GAME

- 12, Ricky Bell, vs. Philadelphia, 12/29/79
- 12, Mike Alstott, vs. San Francisco, 1/12/03
- 12, Martin Gramatica, vs. Oakland, 1/26/03
- 12, Keenan McCardell, vs. Oakland, 1/26/03
- 12, Dwight Smith, vs. Oakland, 1/26/03

#### MOST TOUCHDOWNS, GAME

- 2, Ricky Bell, vs. Philadelphia, 12/29/79
- 2, Mike Alstott, vs. San Francisco, 1/12/03
- 2, Keenan McCardell, vs. Oakland, 1/26/03
- 2, Dwight Smith, vs. Oakland, 1/26/03

#### MOST PATS MADE, GAME

- 6, Martin Gramatica, vs. Oakland, 1/26/03

#### MOST PATS ATTEMPTED, GAME

- 6, Martin Gramatica, vs. Oakland, 1/26/03

#### MOST FIELD GOALS MADE, GAME

- 3, Martin Gramatica, at Philadelphia, 1/12/02

#### MOST FIELD GOALS ATTEMPTED, GAME

- 3, Martin Gramatica, at Philadelphia, 1/12/02

#### LONGEST FIELD GOAL

- 48, Martin Gramatica, vs. Oakland, 1/26/03

### RUSHING

#### MOST YARDS GAINED, GAME

- 142, Ricky Bell, vs. Philadelphia, 12/29/79
- 124, Michael Pittman, vs. Oakland, 1/26/03
- 93, James Wilder, at Dallas, 1/9/83

#### MOST ATTEMPTS, GAME

- 38, Ricky Bell, vs. Philadelphia, 12/29/79
- 29, Michael Pittman, vs. Oakland, 1/26/03

#### LONGEST RUN

- 31t, Mike Alstott, vs. Detroit, 12/28/97
- 26, Ricky Bell, vs. Philadelphia, 12/29/79

#### BEST AVERAGE GAIN, GAME

(MIN. 10 ATTEMPTS)

- 6.6, James Wilder, at Dallas, 1/9/83
- 6.2, Mike Alstott, vs. Detroit, 12/28/97

#### MOST TOUCHDOWNS RUSHING, GAME

- 2, Ricky Bell, vs. Philadelphia, 12/29/79
- 2, Mike Alstott, vs. San Francisco, 1/12/03

### PASSING

#### MOST ATTEMPTS, GAME

- 39, Jeff Garcia, vs. N.Y. Giants, 1/6/08
- 38, Chris Simms, vs. Washington, 1/7/06
- 36, Brad Johnson, at Philadelphia, 1/12/02
- 36, Trent Diifer, at Green Bay, 1/4/98

#### MOST COMPLETIONS, GAME

- 25, Chris Simms, vs. Washington, 1/7/06
- 23, Jeff Garcia, vs. N.Y. Giants, 1/6/08
- 22, Brad Johnson, at Philadelphia, 1/12/02
- 20, Brad Johnson, at Philadelphia, 1/19/03

#### MOST YARDS GAINED, GAME

- 259, Brad Johnson, at Philadelphia, 1/19/03
- 215, Brad Johnson, vs. Oakland, 1/26/03
- 207, Jeff Garcia, vs. N.Y. Giants, 1/6/08
- 202, Brad Johnson, at Philadelphia, 1/12/02

#### MOST TOUCHDOWN PASSES, GAME

- 2, Brad Johnson, vs. San Francisco, 1/12/03
- 2, Brad Johnson, vs. Oakland, 1/26/03

#### LONGEST PASS COMPLETION

- 75, Doug Williams (to Jimmie Giles), at Dallas, 1/2/82
- 71, Brad Johnson (to Joe Jurevicius), at Philadelphia, 1/19/03

#### MOST INTERCEPTIONS, GAME

- 4, Brad Johnson, at Philadelphia, 1/12/02
- 4, Doug Williams, at Dallas, 1/2/82
- 3, Doug Williams, at Dallas, 1/9/83

#### MOST TIMES SACKED, GAME

- 5, Shaun King, at St. Louis, 1/23/00

### RECEIVING

#### MOST RECEPTIONS, GAME

- 8, Warrick Dunn, at Philadelphia, 1/12/02
- 7, Joey Galloway, vs. Washington, 1/7/06
- 6, Keyshawn Johnson, at Philadelphia, 12/31/00
- 6, Keyshawn Johnson, vs. Oakland, 1/26/03

#### MOST RECEIVING YARDS, GAME

- 106, Keyshawn Johnson, at Philadelphia, 12/31/00
- 98, Jimmie Giles, at Dallas, 1/2/82
- 85, Keyshawn Johnson, vs. San Francisco, 1/12/03

#### MOST TOUCHDOWN RECEPTIONS, GAME

- 2, Keenan McCardell, vs. Oakland, 1/26/03

### TACKLES

#### MOST TACKLES, GAME

- 18, Derrick Brooks, vs. Washington, 1/15/00

### SACKS

#### MOST SACKS, GAME

- 3, Warren Sapp, at Green Bay, 1/4/98
- 2, Simeon Rice, vs. Oakland, 1/26/03
- 2, Lee Roy Selmon, vs. Philadelphia, 12/29/79
- 2, Steve White, vs. Washington, 1/15/00
- 2, Simeon Rice, at Philadelphia, 1/12/02

### DEFENSIVE TOUCHDOWNS

#### MOST, GAME

- 2, Dwight Smith, vs. Oakland, 1/26/03
- 1, Derrick Brooks, vs. Oakland, 1/26/03
- 1, Ronde Barber, at Philadelphia, 1/19/03
- 1, Hugh Green, at Dallas, 1/9/83

### INTERCEPTIONS

#### MOST INTERCEPTIONS, GAME

- 2, Dwight Smith, vs. Oakland, 1/26/03
- 2, Dexter Jackson, vs. Oakland, 1/26/03
- 2, Donnie Abraham, at Green Bay, 1/4/98

#### MOST INTERCEPTION RETURN YARDS, GAME

- 94, Dwight Smith, vs. Oakland, 1/26/03

#### LONGEST INTERCEPTION RETURN

- 92t, Ronde Barber, at Philadelphia, 1/19/03

**FUMBLE RECOVERIES****MOST OPPONENT FUMBLES RECOVERED, GAME**

- 1, eight times, most recently Simeon Rice and Ellis Wyms, at Philadelphia, 1/19/03

**LONGEST FUMBLE RETURN**

- 60t, Hugh Green, at Dallas, 1/9/83

**PUNTING****MOST PUNTS, GAME**

- 10, Mark Royals, vs. Washington, 1/15/00

**GROSS YARDS AVERAGE, GAME (MIN. 4)**

- 47.3, Tom Tupa, vs. San Francisco, 1/12/03

**NET YARDS AVERAGE, GAME (MIN. 4)**

- 39.4, Sean Landeta, vs. Detroit, 12/28/97

**LONGEST PUNT**

- 56, Mark Royals, at Philadelphia, 12/31/00
- 53, Tom Blanchard, at St. Louis, 1/23/00; L.A. Rams, 1/6/80
- 53, Mark Royals, vs. Washington, 1/15/00

**PUNT RETURNS****MOST PUNT RETURNS, GAME**

- 4, Mark Jones, vs. Washington, 1/7/06
- 4, Karl Williams, at St. Louis, 1/23/00
- 3, Karl Williams, at Philadelphia, 1/12/02
- 3, Danny Reece, vs. Philadelphia, 12/29/79

**MOST PUNT RETURN YARDS, GAME**

- 45, Karl Williams, at St. Louis, 1/23/00
- 37, Mark Jones, vs. Washington, 1/7/06
- 33, Danny Reece, vs. Philadelphia, 12/29/79

**BEST PUNT RETURN AVERAGE, GAME (MIN. 3)**

- 11.2, Karl Williams, at St. Louis, 1/23/00

**LONGEST PUNT RETURN**

- 25, Karl Williams, vs. Oakland, 1/26/03

**KICKOFF RETURNS****MOST KICKOFF RETURNS, GAME**

- 5, Micheal Spurlock, vs. N.Y. Giants, 1/6/08
- 5, James Owens, at Dallas, 1/9/83

**MOST KICKOFF RETURN YARDS, GAME**

- 110, James Owens, at Dallas, 1/9/83
- 106, Micheal Spurlock, vs. N.Y. Giants, 1/6/08
- 106, Isaac Hagins, vs. L.A. Rams, 1/6/80

**BEST KICKOFF RETURN AVERAGE, GAME (MIN. 3)**

- 30.7, James Owens, at Dallas, 1/2/82
- 26.5, Isaac Hagins, vs. L.A. Rams, 1/6/80

**LONGEST KICKOFF RETURN**

- 35, Frank Murphy, at Philadelphia, 1/12/02
- 35, James Owens, at Dallas, 1/2/82
- 33, John Holt, at Dallas, 1/2/82

**TEAM****SCORING****MOST POINTS, GAME**

- 48, vs. Oakland, 1/26/03
- 31, vs. San Francisco, 1/12/03

**FEWEST POINTS, GAME**

- 0, vs. L.A. Rams, 1/6/80
- 0, at Dallas, 1/2/82

**MOST TOUCHDOWNS, GAME**

- 6, vs. Oakland, 1/26/03
- 4, vs. San Francisco, 1/12/03

**MOST FIELD GOALS, GAME**

- 3, at Philadelphia, 1/12/02
- 2, five times, most recently, vs. Oakland, 1/26/03

**MOST FIELD GOAL ATTEMPTS, GAME**

- 3, at Philadelphia, 1/12/02
- 2, five times, most recently, vs. Oakland, 1/26/03

**FIRST DOWNS****MOST FIRST DOWNS, GAME**

- 24, vs. Oakland, 1/26/03
- 21, vs. San Francisco, 1/12/03
- 20, vs. N.Y. Giants, 1/6/08
- 17, vs. Washington, 1/7/06
- 17, vs. Philadelphia, 12/29/79

**FEWEST FIRST DOWNS, GAME**

- 7, vs. L.A. Rams, 1/6/80

**MOST FIRST DOWNS, RUSHING, GAME**

- 12, vs. Philadelphia, 12/29/79

**FEWEST FIRST DOWNS, RUSHING, GAME**

- 2, at Philadelphia, 12/31/00

**MOST FIRST DOWNS, PASSING, GAME**

- 15, vs. Oakland, 1/26/03
- 11, vs. N.Y. Giants, 1/6/08
- 11, vs. Washington, 1/7/06
- 11, vs. San Francisco, 1/12/03
- 11, at Philadelphia, 1/12/02

**FEWEST FIRST DOWNS, PASSING, GAME**

- 4, vs. Philadelphia, 12/29/79
- 4, vs. L.A. Rams, 1/6/80
- 4, at Dallas, 1/9/83

**MOST FIRST DOWNS, PENALTY, GAME**

- 3, vs. Oakland, 1/26/03
- 3, vs. San Francisco, 1/12/03

**FEWEST FIRST DOWNS, PENALTY, GAME**

- 0, at Philadelphia, 1/19/03
- 0, vs. L.A. Rams, 1/6/80

**TOTAL NET YARDS****MOST NET YARDS, GAME**

- 365, vs. Oakland, 1/26/03
- 329, vs. San Francisco, 1/12/03

**FEWEST NET YARDS, GAME**

- 177, vs. L.A. Rams, 1/6/80
- 186, vs. Washington, 1/15/00

**RUSHING****MOST RUSHING ATTEMPTS, GAME**

- 55, vs. Philadelphia, 12/29/79
- 42, vs. Oakland, 1/26/03

**FEWEST RUSHING ATTEMPTS, GAME**

- 19, at Philadelphia, 12/31/00
- 21, at Dallas, 1/9/83

**MOST RUSHING YARDS, GAME**

- 186, vs. Philadelphia, 12/29/79
- 150, vs. Oakland, 1/26/03

**FEWEST RUSHING YARDS, GAME**

- 44, vs. Washington, 1/15/00
- 49, at Philadelphia, 1/19/03

**MOST RUSHING TOUCHDOWNS, GAME**

- 2, vs. San Francisco, 1/12/03
- 2, vs. Philadelphia, 12/29/79

**FEWEST RUSHING TOUCHDOWNS, GAME**

- 0, six times, last at Philadelphia, 1/12/02

## PASSING

### MOST ATTEMPTS, GAME

- 39, vs. N.Y. Giants, 1/6/08
- 38, vs. Washington, 1/7/06
- 37, at Green Bay, 1/4/98
- 36, at Philadelphia, 1/12/02

### FEWEST ATTEMPTS, GAME

- 15, vs. Philadelphia, 12/29/79
- 26, vs. Detroit, 12/28/97

### MOST COMPLETIONS, GAME

- 25, vs. Washington, 1/7/06
- 23, vs. N.Y. Giants, 1/6/08
- 22, at Philadelphia, 1/12/02
- 20, at Philadelphia, 1/19/03

### FEWEST COMPLETIONS, GAME

- 5, vs. L.A. Rams, 1/6/80
- 7, vs. Philadelphia, 12/29/79

### MOST NET PASSING YARDS, GAME

- 259, at Philadelphia, 1/19/03
- 215, vs. Oakland, 1/26/03
- 208, vs. San Francisco, 1/12/03

### FEWEST NET PASSING YARDS, GAME

- 85, vs. L.A. Rams, 1/6/80
- 113, at Dallas, 1/9/83

### MOST PASSING TOUCHDOWNS, GAME

- 2, vs. Oakland, 1/26/03
- 2, vs. San Francisco, 1/12/03

### FEWEST PASSING TOUCHDOWNS, GAME

- 0, seven times, last vs. Washington, 1/7/06

### MOST INTERCEPTIONS THROWN, GAME

- 4, at Philadelphia, 1/12/02
- 4, at Dallas, 1/2/82
- 3, at Dallas, 1/9/83

### FEWEST INTERCEPTIONS, GAME

- 0, at Philadelphia, 12/31/00

## SACKS

### MOST SACKS, GAME

- 5, vs. Oakland, 1/26/03
- 5, at Dallas, 1/9/83

## INTERCEPTIONS

### MOST INTERCEPTIONS, GAME

- 5, vs. Oakland, 1/26/03

### MOST INTERCEPTION RETURN YARDS, GAME

- 172, vs. Oakland, 1/26/03

## PUNTING

### MOST PUNTS, GAME

- 10, vs. Washington, 1/15/00
- 8, vs. L.A. Rams, 1/6/80

### GROSS YARDS AVERAGE, GAME (MIN. 4)

- 47.3, vs. San Francisco, 1/12/03
- 43.5, at Dallas, 1/9/83

### NET YARDS AVERAGE, GAME (MIN. 4)

- 39.4, vs. Detroit, 12/28/97
- 37.4, vs. Washington, 1/15/00

## PUNT RETURNS

### MOST PUNT RETURNS, GAME

- 4, vs. Washington, 1/7/06
- 4, at St. Louis, 1/23/00

### MOST PUNT RETURN YARDS, GAME

- 45, at St. Louis, 1/23/00
- 37, vs. Washington, 1/7/06
- 33, vs. Philadelphia, 12/29/79

### BEST PUNT RETURN AVERAGE, GAME (MIN. 3)

- 11.2, at St. Louis, 1/23/00

## KICKOFF RETURNS

### MOST KICKOFF RETURNS, GAME

- 6, at Philadelphia, 1/12/02
- 5, vs. N.Y. Giants, 1/6/08
- 5, at Dallas, 1/9/83
- 5, at Dallas, 1/2/82
- 5, at Green Bay, 1/4/98

### MOST KICKOFF RETURN YARDS, GAME

- 147, at Dallas, 1/2/82
- 138, at Philadelphia, 1/12/02
- 110, at Dallas, 1/9/83

### BEST KICKOFF RETURN AVERAGE, GAME (MIN. 3)

- 29.4, at Dallas, 1/2/82
- 26.5, vs. L.A. Rams, 1/6/80

## PENALTIES

### MOST PENALTIES, GAME

- 10, vs. San Francisco, 1/12/03
- 10, at Dallas, 1/2/82

### FEWEST PENALTIES, GAME

- 2, vs. Washington, 1/15/00

### MOST PENALTY YARDS, GAME

- 105, vs. Philadelphia, 12/29/79
- 105, at Dallas, 1/2/82

### FEWEST PENALTY YARDS, GAME

- 15, at St. Louis, 1/23/00
- 16, at Philadelphia, 1/19/03
- 25, vs. N.Y. Giants, 1/6/08
- 25, vs. Washington, 1/15/00
- 25, vs. Detroit, 12/28/97

## CAREER PLAYOFF LEADERS

## RUSHING YARDS

	PLAYER	G	NO.	YDS.	AVG.	LG	TD
1.	Mike Alstott	10	112	341	3.0	31t	7
2.	Warrick Dunn	6	75	219	2.9	13	0
3.	Ricky Bell	2	58	201	3.4	26	2
4.	Michael Pittman	5	55	187	3.4	24	0
5.	Earnest Graham	2	18	63	3.5	11	1

## RECEPTIONS

	PLAYER	G	NO.	YDS.	AVG.	LG	TD
1.	Warrick Dunn	6	26	168	6.5	22	0
2.	Keyshawn Johnson	5	23	375	16.3	46	1
3.	Mike Alstott	10	21	161	7.7	26	0
4.	Michael Pittman	5	14	155	11.1	31	0
5.	Dave Moore	7	9	119	13.2	28	0

## PASSER RATING

	PLAYER	G	ATT.	COMP.	YDS.	PCT.	TD	INT	RATING
1.	Brad Johnson	4	134	75	872	56.0	5	7	66.5
2.	Jeff Garcia	1	39	23	207	59.0	1	2	60.5
3.	Chris Simms	1	38	25	198	65.8	0	2	56.7
4.	Shaun King	3	92	45	491	48.9	1	3	55.1
5.	Trent Dilfer	2	62	24	381	38.7	1	3	45.2

## SCORING

	PLAYER	G	TD	FG	PAT	TP
1.	Martin Gramatica	7	0	11-12	15-15	48
2.	Mike Alstott	10	7	0-0	0-0	42
3.	Ricky Bell	2	2	0-0	0-0	12
3.	Keenan McCardell	3	2	0-0	0-0	12
3.	Dwight Smith	3	2	0-0	0-0	12

## PUNTING (AVG.)

	PLAYER	G	NO.	YDS.	AVG.	LG
1.	Sean Landeta	2	9	371	41.22	50
2.	Mark Royals	4	26	1,071	41.19	56
3.	Larry Swider	2	11	453	41.18	52

## KICKOFF RETURNS (AVG.)

	PLAYER	G	NO.	YDS.	AVG.	LG	TD
1.	John Holt	2	2	55	27.5	33	0
2.	James Owens	2	8	202	25.3	35	0
3.	Michael Pittman	5	4	96	24.0	27	0

## PUNT RETURNS (AVG.)

	PLAYER	G	NO.	YDS.	AVG.	LG	TD
1.	Danny Reece	2	5	47	9.4	13	0
2.	Mark Jones	1	4	37	9.3	24	0
3.	Karl Williams	9	16	131	8.2	25	0

## INTERCEPTIONS

	PLAYER	G	NO.	YDS.	AVG.	LG	TD
1.	Dwight Smith	4	3	100	33.3	50t	2
1.	Dexter Jackson	5	3	43	14.3	25	0
1.	Donnie Abraham	3	3	0	0.0	0	0
4.	Ronde Barber	10	2	117	58.5	92t	1
4.	Derrick Brooks	11	2	44	22.0	44t	1
4.	Brian Kelly	9	2	18	9.0	15	0

# TOP BUCCANEERS PERFORMANCES

## 100-YARD RUSHING GAMES (110)

PLAYER	ATT.	YARDS	OPPONENT	DATE
Jimmy DuBose	24	109	at N.Y. Giants	10/15/78
Ricky Bell	21	104	at L.A. Rams	11/5/78
Jerry Eckwood	20	121	vs. Detroit	9/1/79
Jerry Eckwood (2)	23	120	at Chicago	9/30/79
Ricky Bell (2)	10	101	vs. New Orleans	10/14/79
Ricky Bell (3)	28	167	vs. Green Bay	10/21/79
Ricky Bell (4)	22	152	vs. N.Y. Giants	11/18/79
Ricky Bell (5)	28	101	vs. Minnesota	11/25/79
Ricky Bell (6)	39	137	vs. Kansas City	12/16/79
Ricky Bell (7) *	38	142	vs. Philadelphia	12/29/79
Ricky Bell (8)	26	130	vs. N.Y. Giants	11/2/80
Jerry Eckwood (3)	23	114	at Chicago	9/20/81
Jerry Eckwood (4)	21	110	vs. Chicago	11/1/81
James Owens	16	112	vs. Green Bay	11/22/81
James Wilder	42	126	at Pittsburgh	10/30/83
James Wilder (2)	31	219	at Minnesota	11/6/83
James Wilder (3)	24	112	at N.Y. Giants	9/23/84
James Wilder (4)	43	172	vs. Green Bay	9/30/84
James Wilder (5)	30	146	at Minnesota	11/4/84
James Wilder (6)	28	125	vs. Atlanta	12/9/84
James Wilder (7)	31	103	vs. N.Y. Jets	12/16/84
James Wilder (8)	27	166	at Chicago	9/8/85
James Wilder (9)	22	113	vs. Minnesota	9/15/85
James Wilder (10)	26	114	at New Orleans	9/22/85
James Wilder (11)	27	104	at Detroit	9/29/85
James Wilder (12)	29	120	vs. St. Louis	11/10/85
Nathan Wonsley	18	138	at Detroit	9/21/86
Nathan Wonsley (2)	18	108	at L.A. Rams	10/5/86
James Wilder (13)	25	110	at Kansas City	10/26/86
James Wilder (14)	24	130	vs. Detroit	11/23/86
Lars Tate	18	106	at Detroit	11/13/88
William Howard	23	101	at New England	12/11/88
Lars Tate (2)	18	112	vs. Chicago	10/8/89
Gary Anderson	22	108	at Minnesota	9/30/90
Vinny Testaverde	7	105	vs. Minnesota	12/16/90
Reggie Cobb	21	139	vs. Detroit	11/10/91
Reggie Cobb (2)	22	110	vs. N.Y. Giants	11/24/91
Reggie Cobb (3)	26	107	at Detroit	9/27/92
Reggie Cobb (4)	24	109	at Chicago	10/18/92
Reggie Cobb (5)	28	114	vs. Chicago	11/15/92
Reggie Cobb (6)	26	100	vs. L.A. Rams	12/6/92
Reggie Cobb (7)	25	113	vs. Detroit	10/3/93
Errict Rhett	25	112	at Detroit	11/13/94
Errict Rhett (2)	24	111	at Seattle	11/20/94
Errict Rhett (3)	40	192	vs. Washington	12/4/94
Errict Rhett (4)	31	119	vs. L.A. Rams	12/11/94
Errict Rhett (5)	27	104	vs. Washington	9/24/95
Errict Rhett (6)	25	144	at Detroit	11/12/95
Errict Rhett (7)	24	100	vs. Jacksonville	11/19/95
Errict Rhett (8)	22	118	vs. Green Bay	12/10/95
Reggie Brooks	15	114	at Denver	9/15/96
Warrick Dunn	24	130	at Detroit	9/7/97
Warrick Dunn (2)	16	101	at Minnesota	9/14/97
Warrick Dunn (3)	16	125	at Green Bay	10/5/97
Warrick Dunn (4)	24	120	at N.Y. Giants	11/30/97
Warrick Dunn (5)	16	119	vs. Chicago	12/21/97
Mike Alstott	20	103	vs. Chicago	9/20/98
Mike Alstott (2)	19	128	vs. Minnesota	11/1/98
Warrick Dunn (6)	18	115	vs. Minnesota	11/1/98
Warrick Dunn (7)	16	107	at Jacksonville	11/15/98
Mike Alstott (3)	25	131	vs. Denver	9/26/99
Mike Alstott (4)	25	117	at New Orleans	11/7/99
Warrick Dunn (8)	20	106	vs. Buffalo	11/26/00
Warrick Dunn (9)	22	210	vs. Dallas	12/3/00
Warrick Dunn (10)	22	145	vs. St. Louis	12/18/00
Mike Alstott (5)	28	129	vs. Minnesota	10/28/01

COACHING

PLAYERS

2014 REVIEW

HISTORY

RECORDS

SIDELINES



Mike Alstott (6)	24	101	vs. New Orleans	12/23/01
Mike Alstott (7)	17	126	vs. Cleveland	10/13/02
Michael Pittman **	29	124	vs. Oakland	1/26/03
Michael Pittman (2)	16	106	vs. Indianapolis	10/6/03
Michael Pittman (3)	30	113	vs. Dallas	10/26/03
Thomas Jones	9	134	vs. Green Bay	11/16/03
Thomas Jones (2)	34	134	vs. Houston	12/14/03
Michael Pittman (4)	23	109	vs. Chicago	10/24/04
Michael Pittman (5)	15	128	vs. Kansas City	11/7/04
Michael Pittman (6)	21	106	vs. San Francisco	11/21/04
Michael Pittman (7)	24	131	vs. New Orleans	12/19/04
Carnell Williams	27	148	at Minnesota	9/11/05
Carnell Williams (2)	24	128	vs. Buffalo	9/18/05
Carnell Williams (3)	37	158	at Green Bay	9/25/05
Michael Pittman (8)	15	127	vs. Miami	10/16/05
Carnell Williams (4)	19	116	at Atlanta	11/20/05
Carnell Williams (5)	29	112	at Carolina	12/11/05
Carnell Williams (6)	31	150	vs. Atlanta	12/24/05
Carnell Williams (7)	20	111	at New Orleans	10/8/06
Carnell Williams (8)	27	122	vs. Washington	11/19/06
Earnest Graham	34	124	vs. Arizona	11/4/07
Earnest Graham (2)	17	102	at Atlanta	11/18/07
Earnest Graham (3)	22	106	at New Orleans	12/2/07
Earnest Graham (4)	15	116	vs. Atlanta	9/14/08
Earnest Graham (5)	20	111	vs. Green Bay	9/28/08
Warrick Dunn (11)	22	115	vs. Carolina	10/12/08
Carnell Williams (9)	24	129	at New Orleans	12/27/09
LeGarrette Blount	22	120	at Arizona	10/31/10
LeGarrette Blount (2)	20	103	vs. Atlanta	12/5/10
LeGarrette Blount (3)	13	110	vs. Detroit	12/19/10
LeGarrette Blount (4)	18	164	vs. Seattle	12/26/10
LeGarrette Blount (5)	25	127	vs. Indianapolis	10/3/11
Earnest Graham (6)	17	109	vs. New Orleans	10/16/11
LeGarrette Blount (6)	18	107	at Green Bay	11/20/11
LeGarrette Blount (7)	20	103	at Tennessee	11/27/11
<b>Doug Martin</b>	<b>29</b>	<b>135</b>	<b>at Minnesota</b>	<b>10/25/12</b>
<b>Doug Martin (2)</b>	<b>25</b>	<b>251</b>	<b>at Oakland</b>	<b>11/4/12</b>
<b>Doug Martin (3)</b>	<b>24</b>	<b>138</b>	<b>at Carolina</b>	<b>11/18/12</b>
<b>Doug Martin (4)</b>	<b>28</b>	<b>128</b>	<b>vs. Philadelphia</b>	<b>12/9/12</b>
<b>Doug Martin (5)</b>	<b>28</b>	<b>142</b>	<b>at Atlanta</b>	<b>12/30/12</b>
<b>Doug Martin (6)</b>	<b>29</b>	<b>144</b>	<b>vs. New Orleans</b>	<b>9/15/13</b>
<b>Mike James</b>	<b>28</b>	<b>158</b>	<b>at Seattle</b>	<b>11/3/13</b>
<b>Bobby Rainey</b>	<b>30</b>	<b>163</b>	<b>vs. Atlanta</b>	<b>11/17/13</b>
<b>Bobby Rainey (2)</b>	<b>22</b>	<b>127</b>	<b>vs. Buffalo</b>	<b>12/8/13</b>
<b>Bobby Rainey (3)</b>	<b>22</b>	<b>144</b>	<b>vs. St. Louis</b>	<b>9/14/14</b>
<b>Doug Martin (7)</b>	<b>19</b>	<b>108</b>	<b>vs. New Orleans</b>	<b>12/28/14</b>

\* Playoff game

\*\* Super Bowl XXXVII

**100-YARD RUSHERS SUMMARY** (\*Includes one playoff game and \*\*Super Bowl XXXVII)

James Wilder (14), Warrick Dunn (11), Carnell Williams (9), Ricky Bell (8\*), Michael Pittman (8\*\*), Errict Rhett (8), Mike Alstott (7), LeGarrette Blount (7), Reggie Cobb (7), **Doug Martin (7)**, Earnest Graham (6), Jerry Eckwood (4), **Bobby Rainey (3)**, Thomas Jones (2), Lars Tate (2), Nathan Wonsley (2), Gary Anderson (1), Reggie Brooks (1), Jimmy DuBoise (1), William Howard (1), **Mike James (1)**, James Owens (1), Vinny Testaverde (1)

**100-YARD RECEIVING GAMES (153)**

PLAYER	ATT.	YARDS	OPPONENT	DATE
Morris Owens	9	166	at Seattle	10/16/77
Morris Owens (2)	5	113	vs. N.Y. Giants	11/13/77
Morris Owens (3)	4	138	vs. St. Louis	12/18/77
Morris Owens (4)	5	132	vs. Minnesota	10/1/78
Isaac Hagins	5	139	at Minnesota	10/28/79
Jimmie Giles	4	105	at Dallas	9/21/80
Jerry Eckwood	10	101	vs. Cleveland	9/28/80
Gordon Jones	7	106	vs. Cleveland	9/28/80
Jimmie Giles (2)	6	128	vs. Pittsburgh	11/9/80
Gordon Jones (2)	7	121	at Minnesota	11/16/80
Kevin House	3	138	vs. Chicago	12/20/80
Jimmie Giles (3)	5	109	at Chicago	9/20/81
Kevin House (2)	4	178	at Oakland	10/18/81
Kevin House (3)	6	107	at New Orleans	11/29/81
Kevin House (4)	5	126	vs. Atlanta	12/6/81

Jimmie Giles (4)	5	100	at Minnesota	9/12/82
Kevin House (5)	4	105	vs. Washington	9/19/82
James Wilder	11	116	at N.Y. Jets	12/12/82
James Wilder (2)	11	126	vs. Cincinnati	9/25/83
Kevin House (6)	5	110	at Cleveland	11/13/83
Kevin House (7)	6	156	at San Francisco	12/4/83
Kevin House (8)	8	136	at Detroit	12/18/83
Kevin House (9)	7	126	vs. Minnesota	10/7/84
Gerald Carter	10	109	vs. Chicago	10/21/84
Kevin House (10)	10	100	at Kansas City	10/28/84
Gerald Carter (2)	9	166	at San Francisco	11/18/84
Kevin House (11)	6	105	at Green Bay	12/2/84
Jimmie Giles (5)	7	112	vs. Chicago	10/6/85
Kevin House (12)	6	100	vs. Chicago	10/6/85
Jimmie Giles (6)	7	116	at Miami	10/20/85
Kevin House (13)	4	111	at Miami	10/20/85
Jimmie Giles (7)	6	134	vs. St. Louis	11/10/85
Kevin House (14)	4	131	vs. Indianapolis	12/15/85
Gerald Carter (3)	7	143	at Green Bay	11/16/86
Calvin Magee	8	143	at Chicago	12/7/86
Steve Holloway #	8	107	vs. Minnesota	10/18/87
Mark Carrier	8	212	at New Orleans	12/6/87
Gerald Carter (4)	5	116	vs. St. Louis	12/20/87
Bruce Hill	8	157	vs. Philadelphia	9/4/88
Ron Hall	7	121	at Indianapolis	10/16/88
Bruce Hill (2)	7	162	at Indianapolis	10/16/88
Mark Carrier (2)	9	142	vs. Miami	10/30/88
Mark Carrier (3)	5	120	vs. New Orleans	9/24/89
Mark Carrier (4)	6	105	vs. Chicago	10/8/89
Bruce Hill (3)	6	107	vs. Chicago	10/8/89
Mark Carrier (5)	8	106	at Washington	10/22/89
Mark Carrier (6)	7	100	at Cincinnati	10/29/89
Bruce Hill (4)	7	125	at Cincinnati	10/29/89
James Wilder (3)	8	107	vs. Cleveland	11/5/89
Mark Carrier (7)	6	164	at Chicago	11/19/89
Mark Carrier (8)	7	104	vs. Green Bay	12/3/89
Mark Carrier (9)	10	135	at Houston	12/10/89
Mark Carrier (10)	4	131	at Detroit	12/17/89
Mark Carrier (11)	6	101	vs. Pittsburgh	12/24/89
Bruce Hill (5)	5	104	at Minnesota	9/30/90
Mark Carrier (12)	6	113	vs. Dallas	10/21/90
Willie Drewrey	2	119	vs. Atlanta	12/2/90
Mark Carrier (13)	6	104	at Atlanta	11/17/91
Lawrence Dawsey	8	100	at Miami	12/1/91
Mark Carrier (14)	6	110	vs. Minnesota	12/8/91
Mark Carrier (15)	7	115	vs. Green Bay	9/13/92
Lawrence Dawsey (2)	5	107	vs. Green Bay	9/13/92
Courtney Hawkins	5	102	at Chicago	10/18/92
Lawrence Dawsey (3)	9	101	at Chicago	9/26/93
Horace Copeland	2	104	at Atlanta	10/31/93
Courtney Hawkins (2)	8	112	vs. Washington	12/5/93
Courtney Hawkins (3)	8	105	at Denver	12/26/93
Horace Copeland (2)	7	101	vs. San Diego	1/2/94
Charles Wilson	4	176	vs. L.A. Rams	12/11/94
Lawrence Dawsey (4)	7	116	at Washington	12/18/94
Horace Copeland (3)	5	155	at Philadelphia	9/3/95
Jackie Harris	5	108	at Carolina	10/1/95
Alvin Harper	6	117	vs. Cincinnati	10/8/95
Jackie Harris (2)	10	122	at Green Bay	11/26/95
Horace Copeland (4)	8	122	vs. Green Bay	12/10/95
Courtney Hawkins (4)	8	111	at Detroit	9/8/96
Warrick Dunn	6	106	vs. Miami	9/21/97
Horace Copeland (5)	6	105	vs. Detroit	10/12/97
Bert Emanuel	5	106	vs. Tennessee	11/8/98
Reidel Anthony	2	126	at Jacksonville	11/15/98
Jacquez Green	7	164	vs. Kansas City	11/14/99
Warrick Dunn (2)	6	115	vs. Detroit	12/12/99
Jacquez Green (2)	10	113	at Chicago	1/2/00
Jacquez Green (3)	5	104	vs. Chicago	9/10/00
Jacquez Green (4)	11	131	at Minnesota	10/9/00
Keyshawn Johnson (1)	6	121	vs. Minnesota	10/29/00
Keyshawn Johnson (2)	7	116	vs. St. Louis	12/18/00

## COACHING

Keyshawn Johnson (3)*	6	106	at Philadelphia	12/31/00
Keyshawn Johnson (4)	8	140	at Tennessee	10/14/01
Keyshawn Johnson (5)	10	159	vs. Pittsburgh	10/21/01
Warrick Dunn (3)	12	138	vs. Chicago	11/18/01
Keyshawn Johnson (6)	10	101	vs. Detroit	12/9/01
Keyshawn Johnson (7)	7	119	at Chicago	12/16/01
Keenan McCardell	4	108	at Cincinnati	9/29/02
Keyshawn Johnson (8)	6	131	at Atlanta	10/6/02
Keyshawn Johnson (9)	9	133	vs. Minnesota	11/3/02
Keenan McCardell (2)	11	107	at New Orleans	12/1/02
Joe Jurevicius	8	100	vs. Atlanta	12/8/02
Keyshawn Johnson (10)	8	132	vs. Pittsburgh	12/23/02
Keyshawn Johnson (11)	9	102	vs. Carolina	9/14/03
Keenan McCardell (3)	4	106	vs. Indianapolis	10/6/03
Keenan McCardell (4)	3	119	at San Francisco	10/19/03
Keyshawn Johnson (12)	10	124	vs. New Orleans	11/2/03
Keenan McCardell (5)	9	118	at Carolina	11/9/03
Keenan McCardell (6)	6	122	vs. Atlanta	12/20/03
Bill Schroeder	4	126	at Oakland	9/26/04
Michael Clayton	8	142	at St. Louis	10/18/04
Michael Pittman	8	134	at Carolina	11/28/04
Michael Clayton (2)	9	145	at San Diego	12/12/04
Joey Galloway	7	166	vs. Detroit	10/2/05
Joey Galloway (2)	8	149	at San Francisco	10/30/05
Joey Galloway (3)	7	131	vs. Washington	11/13/05
Joey Galloway (4)	7	138	vs. Chicago	11/27/05
Joey Galloway (5)	9	161	at Atlanta	9/17/06
Joey Galloway (6)	4	110	at New Orleans	10/8/06
Joey Galloway (7)	3	107	at Chicago	12/17/06
Joey Galloway (8)	8	118	vs. Seattle	12/31/06
Joey Galloway (9)	4	135	vs. New Orleans	9/16/07
Ike Hilliard	7	114	at Carolina	9/30/07
Joey Galloway (10)	6	115	vs. Jacksonville	10/28/07
Joey Galloway (11)	7	159	at New Orleans	12/2/07
Antonio Bryant	10	138	at Chicago	9/21/08
Antonio Bryant (2)	6	115	vs. Seattle	10/19/08
Antonio Bryant (3)	8	115	at Kansas City	11/2/08
Antonio Bryant (4)	9	200	at Carolina	12/8/08
Antonio Bryant (5)	8	108	at Atlanta	12/14/08
Antonio Bryant (6)	6	127	vs. San Diego	12/21/08
Kellen Winslow	9	102	at Philadelphia	10/11/09
Kellen Winslow (2)	7	102	at Miami	11/15/09
Antonio Bryant (7)	5	116	at Carolina	12/6/09
Mike Williams	4	105	at Arizona	10/31/10
Arrelious Benn	4	122	at Washington	12/12/10
Kellen Winslow (3)	9	132	at Green Bay	11/20/11

<b>Vincent Jackson</b>	<b>5</b>	<b>128</b>	<b>at N.Y. Giants</b>	<b>9/16/12</b>
<b>Vincent Jackson (2)</b>	<b>6</b>	<b>100</b>	<b>vs. Washington</b>	<b>9/30/12</b>
Mike Williams (2)	4	115	vs. Washington	9/30/12
Mike Williams (3)	4	113	vs. Kansas City	10/14/12
<b>Vincent Jackson (3)</b>	<b>7</b>	<b>216</b>	<b>vs. New Orleans</b>	<b>10/21/12</b>
<b>Vincent Jackson (4)</b>	<b>6</b>	<b>131</b>	<b>vs. Philadelphia</b>	<b>12/9/12</b>
<b>Vincent Jackson (5)</b>	<b>7</b>	<b>108</b>	<b>vs. St. Louis</b>	<b>12/23/12</b>
Mike Williams (4)	7	132	vs. St. Louis	12/23/12
<b>Vincent Jackson (6)</b>	<b>7</b>	<b>154</b>	<b>at N.Y. Jets</b>	<b>9/8/13</b>
<b>Vincent Jackson (7)</b>	<b>9</b>	<b>114</b>	<b>vs. Philadelphia</b>	<b>10/13/13</b>
<b>Vincent Jackson (8)</b>	<b>10</b>	<b>138</b>	<b>at Atlanta</b>	<b>10/20/13</b>
<b>Vincent Jackson (9)</b>	<b>10</b>	<b>165</b>	<b>vs. Atlanta</b>	<b>11/17/13</b>
Tiquan Underwood	3	108	at Detroit	11/24/13
<b>Vincent Jackson (10)</b>	<b>8</b>	<b>144</b>	<b>at New Orleans</b>	<b>10/5/14</b>
Mike Evans	7	124	at Cleveland	11/2/14
Mike Evans (2)	7	125	vs. Atlanta	11/9/14
Mike Evans (3)	7	209	at Washington	11/16/14
<b>Vincent Jackson (11)</b>	<b>5</b>	<b>117</b>	<b>at Chicago</b>	<b>11/23/14</b>
Louis Murphy	6	113	at Chicago	11/23/14
<b>Vincent Jackson (12)</b>	<b>10</b>	<b>159</b>	<b>at Detroit</b>	<b>12/7/14</b>

# Replacement game

\* Playoff game

## PLAYERS

## 2014 REVIEW

## HISTORY

## RECORDS

## SIDELINES

**100-YARD RECEIVERS SUMMARY** (\*Includes one playoff game)

Mark Carrier (15), Kevin House (14), **Vincent Jackson (12)**, Keyshawn Johnson (12\*), Joey Galloway (11), Antonio Bryant (7), Jimmie Giles (7), Keenan McCardell (6), Horace Copeland (5), Bruce Hill (5), Gerald Carter (4), Lawrence Dawsey (4), Jaquez Green (4), Courtney Hawkins (4), Morris Owens (4), Mike Williams (4), Warrick Dunn (3), **Mike Evans (3)**, James Wilder (3), Kellen Winslow (3), Michael Clayton (2), Jackie Harris (2), Gordon Jones (2), Reidel Anthony (1), Arrelious Benn (1), Willie Drewrey (1), Jerry Eckwood (1), Bert Emanuel (1), Isaac Hagins (1), Ron Hall (1), Alvin Harper (1), Ike Hilliard (1), Steve Holloway (1), Joe Jurevicius (1), Calvin Magee (1), **Louis Murphy (1)**, Michael Pittman (1), Bill Schroeder (1), Tiquan Underwood (1), Charles Wilson (1).

**300-YARD PASSING GAMES (65)**

PLAYER	ATT.	COMP.	YARDS	TD	OPPONENT	DATE
Doug Williams	35	16	311	1	vs. Minnesota	10/1/78
Doug Williams (2)	56	30	343	3	vs. Cleveland	9/28/80
Doug Williams (3)	45	21	302	3	vs. Pittsburgh	11/9/80
Doug Williams (4)	55	30	486	4	at Minnesota	11/16/80
Doug Williams (5)	29	16	350	1	vs. Chicago	12/20/80
Doug Williams (6)	40	17	324	1	at Chicago	9/20/81
Doug Williams (7)	30	16	335	2	at Oakland	10/18/81
Doug Williams (8)	29	19	336	2	vs. Atlanta	12/6/81
Doug Williams (9)	35	22	321	1	vs. San Diego	12/13/81
Doug Williams (10)	49	25	367	2	vs. Chicago	1/2/83
Jack Thompson	40	30	316	1	vs. Cincinnati	9/25/83
Jack Thompson (2)	46	25	337	3	at San Francisco	12/4/83
Jack Thompson (3)	42	28	373	3	at Detroit	12/18/83
Steve DeBerg	41	26	316	2	at San Francisco	11/18/84
Steve DeBerg (2)	44	27	322	2	vs. L.A. Rams	11/25/84
Steve DeBerg (3)	43	23	346	2	vs. Chicago	10/6/85
Steve DeBerg (4)	32	19	365	4	at Miami	10/20/85
Steve DeBerg (5)	34	24	333	5	vs. Atlanta	9/13/87
Steve DeBerg (6)	37	23	303	3	at St. Louis	11/8/87
Vinny Testaverde	47	22	369	2	at New Orleans	12/6/87
Vinny Testaverde (2)	45	21	324	2	vs. Philadelphia	9/4/88
Vinny Testaverde (3)	37	20	300	1	vs. Green Bay	10/2/88
Vinny Testaverde (4)	42	25	469	2	at Indianapolis	10/16/88
Vinny Testaverde (5)	52	22	305	1	at Chicago	11/6/88
Vinny Testaverde (6)	38	19	311	3	at Washington	10/22/89
Vinny Testaverde (7)	39	23	336	3	at Cincinnati	10/29/89
Vinny Testaverde (8)	50	27	370	2	vs. Cleveland	11/5/89
Vinny Testaverde (9)	48	31	328	2	at Houston	12/10/89
Vinny Testaverde (10)	33	17	351	2	vs. Atlanta	12/2/90
Vinny Testaverde (11)	41	23	330	2	vs. Minnesota	12/8/91
Vinny Testaverde (12)	25	22	363	2	vs. Green Bay	9/13/92
Craig Erickson	28	18	318	4	at Atlanta	10/31/93
Craig Erickson (2)	24	19	313	3	vs. Indianapolis	9/11/94
Trent Dilfer	48	27	312	0	at Green Bay	11/26/95
Trent Dilfer (2)	40	30	327	0	at San Diego	11/17/96
Trent Dilfer (3)	39	25	301	2	at Minnesota	10/3/99
Brad Johnson	56	40	399	0	vs. Chicago	11/18/01
Brad Johnson (2)	54	31	305	1	vs. Detroit	12/9/01
Brad Johnson (3)	31	24	313	5	vs. Minnesota	11/3/02
Brad Johnson (4)	61	34	339	1	vs. Carolina	9/14/03
Brad Johnson (5)	39	26	318	3	vs. Indianapolis	10/6/03
Brad Johnson (6)	46	27	321	2	vs. New Orleans	11/2/03
Brad Johnson (7)	48	34	346	4	vs. Atlanta	12/20/03
Brad Johnson (8)	36	22	309	2	at Oakland	9/26/04
Brian Griese	39	27	347	2	at Carolina	11/28/04
Brian Griese (2)	50	36	392	3	at San Diego	12/12/04
Brian Griese (3)	41	30	321	3	vs. Carolina	12/26/04
Brian Griese (4)	39	22	302	2	vs. Detroit	10/2/05
Chris Simms	53	28	313	0	at Atlanta	9/17/06
Jeff Garcia	45	37	316	2	at Detroit	10/21/07
Luke McCown	37	29	313	2	at New Orleans	12/2/07
Brian Griese (5)	67	38	407	2	at Chicago	9/21/08
Jeff Garcia (2)	36	27	310	1	vs. Seattle	10/19/08
Jeff Garcia (3)	43	31	339	1	at Kansas City	11/2/08
Jeff Garcia (4)	38	24	321	2	at Carolina	12/8/08
Josh Freeman	44	23	321	0	at Carolina	12/6/09
Josh Freeman (2)	41	23	303	2	vs. New Orleans	10/16/11
Josh Freeman (3)	38	28	342	2	at Green Bay	11/20/11
Josh Freeman (4)	26	15	328	3	vs. Kansas City	10/14/12
Josh Freeman (5)	42	24	420	3	vs. New Orleans	10/21/12

Josh Freeman (6)	54	30	372	1	vs. St. Louis	12/23/12
<b>Mike Glennon</b>	<b>42</b>	<b>21</b>	<b>302</b>	<b>2</b>	<b>at Pittsburgh</b>	<b>9/28/14</b>
<b>Mike Glennon (2)</b>	<b>44</b>	<b>24</b>	<b>314</b>	<b>2</b>	<b>vs. Baltimore</b>	<b>10/12/14</b>
Josh McCown	43	27	301	2	vs. Atlanta	11/9/14
Josh McCown (2)	48	25	341	1	at Chicago	11/23/14

\* *Playoff game*

### 300-YARD PASSERS SUMMARY

Vinny Testaverde (12), Doug Williams (10), Brad Johnson (8), Steve DeBerg (6), Josh Freeman (6), Brian Griese (5), Jeff Garcia (4), Trent Dilfer (3), Jack Thompson (3), Craig Erickson (2), **Mike Glennon (2)**, Josh McCown (2), Luke McCown (1), Chris Simms (1)

### MULTIPLE-SACK GAMES (159)

PLAYER	SACKS	OPPONENT	DATE
Lee Roy Selmon	2.0	at Houston	9/12/76
Council Rudolph	2.0	vs. Miami	10/24/76
Lee Roy Selmon (2)	2.0	at Philadelphia	9/18/77
Council Rudolph (2)	2.0	at Detroit	11/20/77
Lee Roy Selmon (3)	2.0	vs. Atlanta	11/27/77
Lee Roy Selmon (4)	2.0	vs. Chicago	12/4/77
Lee Roy Selmon (5)	3.0	at New Orleans	12/11/77
Lee Roy Selmon (6)	3.0	at Minnesota	9/17/78
Lee Roy Selmon (7)	2.0	at N.Y. Giants	10/15/78
Dave Pear	2.0	vs. Chicago	10/22/78
Dave Pear (2)	3.0	at San Francisco	12/10/78
Charley Hannah	2.0	at San Francisco	12/10/78
Randy Crowder	2.0	at Baltimore	9/9/79
David Lewis	2.0	at Baltimore	9/9/79
Lee Roy Selmon (8)	2.0	at Baltimore	9/9/79
Lee Roy Selmon (9)	2.0	at Green Bay	9/16/79
Lee Roy Selmon (10)	2.0	vs. L.A. Rams	9/23/79
Lee Roy Selmon (11) *	2.0	vs. Philadelphia	12/29/79
Randy Crowder (2)	2.0	at Cincinnati	9/7/80
Dave Stalls	2.0	vs. Detroit	11/23/80
David Logan	2.0	vs. Minnesota	12/7/80
Lee Roy Selmon (12)	3.0	at Detroit	12/14/80
Lee Roy Selmon (13)	2.0	vs. Minnesota	9/5/81
Hugh Green	2.0	vs. Denver	11/15/81
Lee Roy Selmon (14)	2.0	at New Orleans	11/29/81
Lee Roy Selmon (15)	2.0	at Detroit	12/20/81
Andy Hawkins	2.0	vs. Washington	9/19/82
Dave Stalls (2)	2.0	vs. Chicago	1/2/83
Lee Roy Selmon (16)	2.0	vs. Detroit	9/4/83
David Logan (2)	2.0	at Dallas	10/9/83
Lee Roy Selmon (17)	3.0	vs. New Orleans	10/23/83
David Logan (3)	2.0	at Pittsburgh	10/30/83
Lee Roy Selmon (18)	2.0	at Minnesota	11/6/83
David Logan (4)	2.0	vs. Minnesota	10/7/84
John Cannon	2.0	vs. N.Y. Jets	12/16/84
Hugh Green (2)	2.0	vs. N.Y. Jets	12/16/84
Lee Roy Selmon (19)	2.0	vs. N.Y. Jets	12/16/84
Ron Holmes	2.0	vs. L.A. Rams	10/13/85
David Logan (5)	2.0	vs. L.A. Rams	10/13/85
David Logan (6)	2.0	at N.Y. Giants	11/3/85
Kevin Kellin	2.5	vs. Atlanta	9/13/87
Calvin Turner #	3.0	vs. Minnesota	10/18/87
Miles Turpin #	2.0	vs. Minnesota	10/18/87
Ron Holmes (2)	2.5	vs. Chicago	10/25/87
Chris Washington	2.0	at Green Bay	11/1/87
Chris Washington (2)	2.0	at St. Louis	11/8/87
Curt Jarvis	2.0	at L.A. Rams	11/29/87
Ron Holmes (3)	3.0	vs. St. Louis	12/20/87
Ron Holmes (4)	2.0	vs. Minnesota	10/23/88
Kevin Murphy	2.0	vs. San Francisco	9/17/89
Kevin Murphy (2)	2.0	vs. New Orleans	9/24/89
Ray Goff	2.0	vs. Detroit	10/15/89
Reuben Davis	2.0	at Chicago	11/19/89
Ervin Randle	3.0	at Detroit	9/9/90
Broderick Thomas	3.0	at Dallas	10/7/90
Broderick Thomas (2)	2.0	vs. Chicago	11/4/90
Broderick Thomas (3)	2.0	at Detroit	9/29/91
Keith McCants	2.0	vs. Green Bay	10/27/91



Tim Newton	2.0	vs. Green Bay	10/27/91
Broderick Thomas (4)	2.0	vs. Detroit	11/10/91
Broderick Thomas (5)	2.0	vs. N.Y. Giants	11/24/91
Broderick Thomas (6)	2.0	vs. Indianapolis	12/22/91
Santana Dotson	2.0	vs. Phoenix	9/6/92
Santana Dotson (2)	2.0	vs. Green Bay	9/13/92
Ray Seals	2.0	vs. Green Bay	9/13/92
Broderick Thomas (7)	3.0	at Minnesota	9/20/92
Santana Dotson (3)	2.0	vs. Minnesota	11/8/92
Ray Seals (2)	2.0	vs. Minnesota	11/8/92
Keith McCants (2)	2.0	vs. Chicago	11/15/92
Ray Seals (3)	2.0	at Chicago	9/26/93
Eric Curry	2.0	at Minnesota	10/10/93
Chidi Ahanotu	2.0	vs. Jacksonville	11/19/95
Eric Curry (2)	2.0	vs. Detroit	12/23/95
Warren Sapp	2.0	vs. Seattle	9/22/96
Lonnie Marts	2.0	vs. Oakland	11/10/96
Warren Sapp (2)	2.0	at Minnesota	12/15/96
Hardy Nickerson	2.0	vs. Chicago	12/22/96
Warren Sapp (3)	2.5	vs. San Francisco	8/31/97
Brad Culpepper	3.0	vs. Arizona	9/28/97
Chidi Ahanotu (2)	2.0	vs. Arizona	9/28/97
Chidi Ahanotu (3)	2.0	at Green Bay	10/5/97
Brad Culpepper (2)	3.0	at Atlanta	11/9/97
Chidi Ahanotu (4)	2.0	at N.Y. Giants	11/30/97
Warren Sapp (4)	2.0	vs. Chicago	12/21/97
Warren Sapp (5) *	3.0	at Green Bay	1/4/98
Warren Sapp (6)	2.0	at Green Bay	9/13/98
Brad Culpepper (3)	2.0	vs. Green Bay	12/7/98
Regan Upshaw	2.0	vs. Green Bay	12/7/98
Steve White	2.0	vs. Pittsburgh	12/13/98
John Lynch	2.0	at Washington	12/19/98
Chidi Ahanotu (5)	3.0	at Philadelphia	9/19/99
Warren Sapp (7)	3.0	at Philadelphia	9/19/99
Marcus Jones	2.0	at Philadelphia	9/19/99
Marcus Jones (2)	2.0	at Green Bay	10/10/99
Warren Sapp (8)	2.0	at Green Bay	10/10/99
Brad Culpepper (4)	2.0	vs. Minnesota	12/6/99
Steve White (2) *	2.0	vs. Washington	1/15/00
Ronde Barber	2.5	vs. Chicago	9/10/00
Anthony McFarland	2.5	at Detroit	9/17/00
Warren Sapp (9)	3.0	at Detroit	9/17/00
Marcus Jones (3)	2.0	at Minnesota	10/9/00
Marcus Jones (4)	4.0	vs. Detroit	10/19/00
Warren Sapp (10)	2.0	vs. Detroit	10/19/00
Warren Sapp (11)	2.0	vs. Buffalo	11/26/00
Warren Sapp (12)	2.0	at St. Louis	12/18/00
Warren Sapp (13)	2.0	at Detroit	11/11/01
Steve White (3)	2.0	vs. Chicago	11/18/01
Warren Sapp (14)	2.0	at St. Louis	11/26/01
Simeon Rice	2.0	at Cincinnati	12/2/01
Simeon Rice (2)	2.0	at Chicago	12/16/01
Simeon Rice (3)	2.0	vs. New Orleans	12/23/01
Simeon Rice (4) *	2.0	at Philadelphia	1/12/02
Warren Sapp (15)	2.0	at Cincinnati	9/29/02
Warren Sapp (16)	2.0	vs. Cleveland	10/13/02
Simeon Rice (5)	2.0	at Carolina	10/27/02
Simeon Rice(6)	2.0	vs. Minnesota	11/3/02
Simeon Rice (7)	2.0	vs. Carolina	11/17/02
Simeon Rice (8)	2.0	vs. Green Bay	11/24/02
Simeon Rice (9)	3.0	at New Orleans	12/1/02
Simeon Rice (10) **	2.0	vs. Oakland	1/26/03
Simeon Rice (11)	2.0	at Philadelphia	9/8/03
Simeon Rice (12)	4.0	at Washington	10/12/03
Warren Sapp (17)	2.0	at Washington	10/12/03
Simeon Rice (13)	2.0	at Carolina	11/9/03
Warren Sapp (18)	2.0	vs. N.Y. Giants	11/24/03
Simeon Rice (14)	3.0	at New Orleans	12/7/03
Greg Spires	2.5	vs. Houston	12/14/03
Anthony McFarland (2)	2.0	vs. Seattle	9/19/04
Greg Spires (2)	2.0	at St. Louis	10/18/04
Simeon Rice (15)	2.0	vs. Chicago	10/24/04

Simeon Rice (16)	2.0
Derrick Brooks	2.0
Simeon Rice (17)	3.0
Simeon Rice (18)	2.0
Simeon Rice (19)	2.0
Simeon Rice (20)	2.0
Ellis Wyms	2.0
Greg Spires (3)	2.0
Gaines Adams	2.0
Stylez G. White	2.0
Stylez G. White (2)	2.5
Gaines Adams (2)	2.0
Gaines Adams (3)	2.0
Jimmy Wilkerson	2.0
Jimmy Wilkerson (2)	3.0
Stylez G. White (3)	2.5
Tim Crowder	2.0
<b>Gerald McCoy</b>	<b>2.0</b>
Geno Hayes	2.0
Michael Bennett	2.0
Michael Bennett (2)	2.0
<b>Gerald McCoy (2)</b>	<b>2.0</b>
Michael Bennett (3)	2.0
<b>Gerald McCoy (3)</b>	<b>2.0</b>
<b>Mason Foster</b>	<b>2.0</b>
<b>Gerald McCoy (4)</b>	<b>3.0</b>
Michael Johnson	2.0
<b>Gerald McCoy (5)</b>	<b>2.0</b>
<b>Jacques Smith</b>	<b>2.0</b>
<b>Jacques Smith (2)</b>	<b>2.0</b>

# Replacement game

\* Playoff game

vs. Atlanta	12/5/04
vs. Atlanta	12/5/04
vs. New Orleans	12/19/04
vs. Washington	11/13/05
vs. Atlanta	12/24/05
vs. New Orleans	1/1/06
vs. Cincinnati	10/15/06
at Cleveland	12/24/06
at Atlanta	11/18/07
at Atlanta	11/18/07
at Houston	12/9/07
vs. Atlanta	9/14/08
at Dallas	10/26/08
at Detroit	11/23/08
at Philadelphia	10/11/09
at Atlanta	11/29/09
at Carolina	9/19/10
<b>at Baltimore</b>	<b>11/28/10</b>
vs. Seattle	12/26/10
vs. Indianapolis	10/3/11
at Dallas	9/23/12
<b>at Dallas</b>	<b>9/23/12</b>
vs. Philadelphia	12/9/12
<b>vs. Philadelphia</b>	<b>12/9/12</b>
<b>at N.Y. Jets</b>	<b>9/8/13</b>
<b>vs. Atlanta</b>	<b>11/17/13</b>
at Pittsburgh	9/28/14
<b>at Cleveland</b>	<b>11/2/14</b>
<b>at Washington</b>	<b>11/16/14</b>
<b>at Detroit</b>	<b>12/7/14</b>

\*\* Super Bowl XXXVII

**MULTIPLE-SACK GAMES SUMMARY** (\*Includes one playoff game and \*\*Super Bowl XXXVII)

Simeon Rice (20\*\*), Lee Roy Selmon (19), Warren Sapp (18), Broderick Thomas (7), David Logan (6), Chidi Ahanotu (5), **Gerald McCoy (5)**, Brad Culpepper (4), Ron Holmes (4), Marcus Jones (4), Gaines Adams (3), Michael Bennett (3) Santana Dotson (3), Ray Seals (3), Greg Spires (3), Chris Washington (3), Steve White (3), Stylez G. White (3), Randy Crowder (2), Eric Curry (2), Hugh Green (2), Keith McCants (2), Anthony McFarland (2), Kevin Murphy (2), Dave Pear (2), Council Rudolph (2), **Jacques Smith (2)**, Dave Stalls (2), Jimmy Wilkerson (2), Ronde Barber (1), Derrick Brooks (1), John Cannon (1), John Newton (1), Tim Crowder (1), Reuben Davis (1), **Mason Foster (1)**, Ray Goff (1), Charley Hannah (1), Andy Hawkins (1), Geno Hayes (1), Curt Jarvis (1), Michael Johnson (1), Kevin Kellin (1), David Lewis (1), John Lynch (1), Lonnie Marts (1), Tim Newton (1), Hardy Nickerson (1), Ervin Randle (1), Miles Turpin (1), Calvin Turner (1), Regan Upshaw (1), Ellis Wyms (1)

**TOP OPPONENT PERFORMANCES****100-YARD RUSHING GAMES (148)**

PLAYER	ATT.	YARDS	OPPONENT	DATE
Ronnie Coleman	25	142	at Houston	9/12/76
Bob Malone	22	118	vs. Miami	10/24/76
Otis Armstrong	18	116	at Denver	11/7/76
Clark Gaines	27	103	at N.Y. Jets	11/14/76
Rocky Bleier	29	118	at Pittsburgh	12/5/76
Andy Johnson	14	127	vs. New England	12/12/76
Walter Payton	33	101	vs. Chicago	12/4/77
Haskel Stanback	23	112	vs. Atlanta	9/24/78
Horace King	12	104	at Detroit	11/12/78
Roland Harper	25	144	at Chicago	11/26/78
Walter Payton (2)	27	105	at Chicago	11/26/78
Billy Taylor	33	148	at Chicago	10/7/79
Cullen Bryant *	18	106	vs. L.A. Rams	1/6/80
Tony Dorsett	20	100	at Dallas	9/21/80
Walter Payton (3)	28	133	at Chicago	10/6/80
Earl Campbell	33	203	at Houston	10/19/80
Walter Payton (4)	29	130	vs. Chicago	12/20/80
Wilbert Montgomery	22	119	at Philadelphia	10/25/81
Ted Brown	31	129	at Minnesota	11/8/81
George Rogers	23	120	at New Orleans	11/29/81
John Riggins	34	136	vs. Washington	9/19/82
Walter Payton (5)	26	109	vs. Chicago	1/2/83
Tony Dorsett (2) *	26	110	at Dallas	1/9/83

Walter Payton (6)	22	106	vs. Chicago	11/20/83
Matt Suhey	19	112	vs. Chicago	11/20/83
Wendell Tyler	16	102	at San Francisco	12/4/83
Billy Sims	16	100	at Detroit	10/14/84
Eric Dickerson	28	191	vs. L.A. Rams	11/25/84
Walter Payton (7)	17	120	at Chicago	9/8/85
Joe Morris	26	132	at N.Y. Giants	11/3/85
Gerry Ellis	9	101	at Green Bay	12/1/85
Eddie Lee Ivery	13	109	at Green Bay	12/1/85
Randy McMillan	13	108	vs. Indianapolis	12/15/85
Gerald Riggs	27	129	vs. Atlanta	9/28/86
Eric Dickerson (2)	30	207	at L.A. Rams	10/5/86
Stump Mitchell	20	126	vs. St. Louis	10/12/86
Reuben Mayes	24	172	at New Orleans	10/19/86
Walter Payton (8)	20	139	vs. Chicago	11/9/86
Neal Anderson	16	115	at Chicago	9/20/87
Darrin Nelson	17	103	at Minnesota	11/15/87
Charles White	29	137	at L.A. Rams	11/29/87
Stump Mitchell (2)	23	101	vs. St. Louis	12/20/87
Eric Dickerson (3)	33	196	at Indianapolis	12/27/87
Stump Mitchell (3)	18	110	vs. Phoenix	9/18/88
James Brooks	17	131	at Cincinnati	10/29/89
Neal Anderson (2)	15	100	at Chicago	11/19/89
Barry Sanders	21	104	at Detroit	12/17/89
Emmitt Smith	23	121	at Dallas	10/7/90
Craig Heyward	20	155	at New Orleans	11/11/90
Mike Rozier	23	115	vs. Atlanta	12/2/90
Barry Sanders (2)	27	160	at Detroit	9/29/91
Terry Allen	14	127	at Minnesota	11/3/91
Barry Sanders (3)	23	118	vs. Detroit	11/10/91
Mark Higgs	25	131	at Miami	12/1/91
Herschel Walker	16	126	vs. Minnesota	12/8/91
Barry Sanders (4)	21	122	vs. Detroit	10/25/92
Marion Butts	22	104	at San Diego	11/22/92
Rodney Hampton	29	134	at N.Y. Giants	9/12/93
Neal Anderson (3)	23	104	at Chicago	9/26/93
Barry Sanders (5)	22	130	vs. Detroit	10/3/93
Darrell Thompson	21	105	vs. Green Bay	10/24/93
Barry Sanders (6)	29	187	at Detroit	11/7/93
Reggie Brooks	20	128	vs. Washington	12/5/93
Marshall Faulk	18	104	vs. Indianapolis	9/11/94
Barry Sanders (7)	20	166	vs. Detroit	10/2/94
Ricky Watters	14	103	at San Francisco	10/23/94
Terry Allen (2)	17	113	vs. Minnesota	10/30/94
Barry Sanders (8)	26	237	at Detroit	11/13/94
Chris Warren	16	116	at Seattle	11/20/94
Edgar Bennett	21	100	vs. Green Bay	12/24/94
Derrick Moore	21	123	at Carolina	10/1/95
Rashaan Salaam	27	134	at Chicago	12/17/95
Barry Sanders (9)	20	125	at Detroit	9/8/96
Terrell Davis	22	137	at Denver	9/15/96
Robert Smith	18	133	vs. Minnesota	10/8/96
Raymont Harris	19	118	at Chicago	11/3/96
Anthony Johnson	26	111	at Carolina	12/1/96
Leroy Hoard	20	101	at Minnesota	12/15/96
Barry Sanders (10)	24	215	vs. Detroit	10/12/97
Raymont Harris (2)	33	116	at Chicago	11/23/97
Dorsey Levens*	25	112	at Green Bay	1/4/98
Barry Sanders (11)	27	131	at Detroit	9/28/98
Eddie George	27	134	vs. Tennessee	11/8/98
Fred Taylor	20	128	at Jacksonville	11/15/98
Greg Hill	16	123	at Detroit	10/31/99
Napolean Kaufman	8	122	at Oakland	12/19/99
Tyrone Wheatley	19	111	at Oakland	12/19/99
Stephen Davis	28	141	at Washington	10/1/00
James Stewart	29	116	vs. Detroit	10/19/00
Jerome Bettis	17	143	vs. Pittsburgh	10/21/01
Ahman Green	24	169	at Green Bay	11/4/01
Anthony Thomas	31	173	at Chicago	12/16/01
Deuce McAllister	31	109	vs. New Orleans	9/8/02
Duce Staley	24	152	at Philadelphia	10/20/02
Michael Bennett	10	114	vs. Minnesota	11/3/02

Stephen Davis (2)	33	142	vs. Carolina	9/14/03
Garrison Hearst	20	117	at San Francisco	10/19/03
Deuce McAllister (2)	26	110	vs. New Orleans	11/2/03
Ahman Green (2)	21	109	vs. Green Bay	11/16/03
Fred Taylor (2)	29	118	at Jacksonville	11/30/03
Clinton Portis	29	148	at Washington	9/12/04
Tyrone Wheatley (2)	18	102	at Oakland	9/26/04
Deuce McAllister (3)	21	102	at New Orleans	10/10/04
Nick Goings	23	106	at Carolina	11/28/04
LaDainian Tomlinson	25	131	at San Diego	12/12/04
Nick Goings (2)	33	127	vs. Carolina	12/26/04
Kevan Barlow	26	101	at San Francisco	10/30/05
Clinton Portis (2)	23	144	vs. Washington	11/13/05
Warrick Dunn	21	134	at Atlanta	9/17/06
Michael Vick	14	127	at Atlanta	9/17/06
Deuce McAllister (4)	15	123	at New Orleans	10/8/06
Brian Westbrook	13	101	vs. Philadelphia	10/22/06
Shaun Alexander	27	105	at Seattle	9/9/07
Steven Jackson	30	115	vs. St. Louis	9/23/07
Kenton Keith	28	121	at Indianapolis	10/7/07
DeAngelo Williams	20	121	vs. Carolina	12/30/07
Jamaal Charles	18	106	at Kansas City	11/2/08
Jonathan Stewart	15	115	at Carolina	12/8/08
DeAngelo Williams (2)	19	186	at Carolina	12/8/08
Michael Turner	32	152	at Atlanta	12/14/08
Michael Bush	27	177	vs. Oakland	12/28/08
Fred Jackson	28	163	at Buffalo	9/20/09
Ahmad Bradshaw	14	104	vs. N.Y. Giants	9/27/09
Jonathan Stewart (2)	17	110	vs. Carolina	10/18/09
DeAngelo Williams (3)	30	152	vs. Carolina	10/18/09
Ricky Williams	20	102	at Miami	11/15/09
Jonathan Stewart (3)	26	120	at Carolina	12/6/09
Jason Snelling	25	147	vs. Atlanta	1/3/10
Rashard Mendenhall	19	143	vs. Pittsburgh	9/26/10
Cedric Benson	23	144	at Cincinnati	10/10/10
Chris Ivory	15	158	vs. New Orleans	10/17/10
Steven Jackson (2)	22	110	vs. St. Louis	10/24/10
Michael Turner (2)	24	107	at Atlanta	11/7/10
Mike Goodson	23	100	vs. Carolina	11/14/10
Ryan Torain	24	172	at Washington	12/12/10
Maurice Morris	15	109	vs. Detroit	12/19/10
Adrian Peterson	25	120	at Minnesota	9/18/11
Frank Gore	20	125	at San Francisco	10/9/11
Matt Forte	25	145	vs. Chicago (London)	10/23/11
Chris Johnson	23	190	at Tennessee	11/27/11
Felix Jones	22	108	vs. Dallas	12/17/11
Michael Turner (3)	17	172	at Atlanta	1/1/12
Alfred Morris	21	113	vs. Washington	9/30/12
Adrian Peterson (2)	15	123	at Minnesota	10/25/12
LeSean McCoy	25	116	vs. Philadelphia	10/13/13
Marshawn Lynch	21	125	at Seattle	11/3/13
Zac Stacy	33	104	at St. Louis	12/22/13
Justin Forsett	14	111	vs. Baltimore	10/12/14
* <i>Playoff game</i>				

### 100-YARD RUSHERS SUMMARY (\*Includes one playoff game)

Barry Sanders (11), Walter Payton (8), Deuce McAllister (4), Neal Anderson (3), Eric Dickerson (3), Stump Mitchell (3), Jonathan Stewart (3), Michael Turner (3), DeAngelo Williams (3), Terry Allen (2), Stephen Davis (2), Tony Dorsett (2\*), Nick Goings (2), Ahman Green (2), Raymont Harris (2), Steven Jackson (2), Adrian Peterson (2), Clinton Portis (2), Fred Taylor (2), Tyrone Wheatley (2), Shaun Alexander (1), Otis Armstrong (1), Kevan Barlow (1), Edgar Bennett (1), Michael Bennett (1), Cedric Benson (1), Jerome Bettis (1), Rocky Bleier (1), Ahmad Bradshaw (1), James Brooks (1), Reggie Brooks (1), Ted Brown (1), Cullen Bryant (1\*), Michael Bush (1), Marion Butts (1), Earl Campbell (1), Jamaal Charles (1), Ronnie Coleman (1), Terrell Davis (1), Warrick Dunn (1), Gerry Ellis (1), Marshall Faulk (1), Justin Forsett (1), Matt Forte (1), Clark Gaines (1), Eddie George (1), Mike Goodson (1), Frank Gore (1), Rodney Hampton (1), Roland Harper (1), Garrison Hearst (1), Craig Heyward (1), Mark Higgs (1), Greg Hill (1), Leroy Hoard (1), Eddie Lee Ivey (1), Chris Ivory (1), Fred Jackson (1), Andy Johnson (1), Anthony Johnson (1), Chris Johnson (1), Felix Jones (1), Napoleon Kaufman (1), Kenton Keith (1), Horace King (1), Dorsey Levens (1\*), Marshawn Lynch (1), Bob Malone (1), Reuben Mayes (1), LeSean McCoy (1), Randy McMillan (1), Rashard Mendenhall (1), Wilbert Montgomery (1), Derrick Moore (1), Alfred Morris (1), Joe Morris (1), Maurice Morris (1), Darrin Nelson (1), John Riggins (1), Gerald Riggs (1), George Rogers (1), Mike Rozier (1), Rashaan Salaam (1), Billy Sims (1), Emmitt Smith (1), Robert Smith (1), Jason Snelling (1), Zac Stacy (1), Duce Staley (1), Haskel Stanback (1), James Stewart (1), Matt Suhey (1), Billy Taylor (1), Anthony Thomas (1), Darrell Thompson (1), LaDainian Tomlinson (1), Ryan Torain (1), Wendell Tyler (1), Michael Vick (1), Herschel Walker (1), Chris Warren (1), Ricky Watters (1), Brian Westbrook (1), Charles White (1), Ricky Williams (1)

## 100-YARD RECEIVING GAMES (173)

PLAYER	ATT.	YARDS	OPPONENT	DATE
Bob Chandler	5	110	vs. San Diego	12/26/76
Cliff Branch	5	110	at Oakland	11/28/76
Johnny Perkins	4	110	vs. N.Y. Giants	9/2/78
James Scott	5	105	vs. Chicago	10/22/78
Willie Miller	6	105	at L.A. Rams	11/5/78
David Hill	7	106	at Detroit	11/12/78
Paul Coffman	7	106	vs. Green Bay	10/21/79
Ahmad Rashad	7	117	at Minnesota	10/28/79
Fred Scott	9	148	at Detroit	11/11/79
Paul Coffman (2)	9	109	vs. Green Bay	10/12/80
Eddie Lee Ivery	11	128	vs. Green Bay	10/12/80
Aundra Thompson	7	102	vs. Green Bay	10/12/80
Sammy White	6	120	at Minnesota	11/16/80
Leonard Thompson	5	106	at Detroit	12/14/80
Joe Senser	8	101	at Minnesota	11/8/81
James Lofton	6	102	vs. Green Bay	11/22/81
Wes Chandler	8	112	vs. San Diego	12/13/81
Walter Payton	6	115	at Chicago	9/11/83
Ron Springs	11	126	at Dallas	10/9/83
Tony Galbreath	11	110	at Minnesota	11/6/83
Mike Jones	6	110	vs. Minnesota	10/7/84
Carlos Carson	7	131	at Kansas City	10/28/84
Emery Moorehead	8	114	vs. Chicago	10/6/85
Tony Collins	6	109	vs. New England	10/27/85
Al Toon	6	133	at N.Y. Jets	11/17/85
James Lofton (2)	6	106	at Green Bay	12/1/85
Mike Jones (2)	4	104	at Minnesota	12/8/85
Dwight Clark	7	100	vs. San Francisco	9/7/86
Jeff Chadwick	5	106	at Detroit	9/21/86
Charlie Brown	7	110	vs. Atlanta	9/28/86
Pete Metzelaars	7	113	vs. Buffalo	11/2/86
Willie Gault	4	116	vs. Chicago	11/9/86
Al Williams#	5	110	vs. San Diego	10/11/87
Robert Awalt	9	124	at St. Louis	11/8/87
Jerry Rice	7	103	vs. San Francisco	11/22/87
Eric Martin	2	101	at New Orleans	12/6/87
J.T. Smith	6	103	vs. Phoenix	9/18/88
Jay Novacek	5	102	vs. Phoenix	9/18/88
Walter Stanley	6	107	vs. Green Bay	10/2/88
Bill Brooks	7	139	at Indianapolis	10/16/88
Anthony Carter	6	123	vs. Minnesota	10/23/88
Jerry Rice (2)	8	122	vs. San Francisco	9/17/89
Tim McGee	5	127	at Cincinnati	10/29/89
Sterling Sharpe	8	169	vs. Green Bay	12/3/89
Jason Phillips	10	115	at Detroit	12/17/89
Louis Lipps	4	137	vs. Pittsburgh	12/24/89
Robert Clark	6	117	at Detroit	9/9/90
Hassan Jones	5	101	at Minnesota	9/30/90
Sterling Sharpe (2)	7	139	vs. Green Bay	10/14/90
Hassan Jones (2)	7	162	vs. Minnesota	12/16/90
Anthony Carter (2)	8	106	vs. Minnesota	12/16/90
Brett Perriman	6	127	vs. Detroit	11/10/91
Tony Martin	5	106	at Miami	12/1/91
Brett Perriman (2)	9	117	at Detroit	9/27/92
Tom Waddle	3	114	at Chicago	10/18/92
Herman Moore	3	108	vs. Detroit	10/25/92
Michael Haynes	5	113	vs. Atlanta	12/13/92
Jerry Rice (3)	7	118	at San Francisco	12/19/92
Sterling Sharpe (3)	10	147	vs. Green Bay	10/24/93
Andre Rison	11	147	at Atlanta	10/31/93
Jerry Rice (4)	8	172	vs. San Francisco	11/14/93
Anthony Carter (3)	9	104	vs. Minnesota	11/21/93
Alexander Wright	6	104	at L.A. Raiders	12/19/93
Anthony Miller	7	117	vs. San Diego	1/2/94
Qadry Ismail	6	101	at Minnesota	11/27/94
Desmond Howard	5	130	vs. Washington	12/4/94
Sterling Sharpe (4)	9	132	vs. Green Bay	12/24/94
Bert Emanuel	9	121	vs. Atlanta	10/22/95
Eric Metcalf	4	106	vs. Atlanta	10/22/95



## COACHING

Brett Perriman (3)	10	125	at Detroit	11/12/95
Herman Moore (2)	9	104	at Detroit	11/12/95
Pete Mitchell	10	161	vs. Jacksonville	11/19/95
Robert Brooks	6	114	at Green Bay	11/26/95
Cris Carter	6	136	at Minnesota	12/3/95
Robert Brooks (2)	9	122	vs. Green Bay	12/10/95
Jeff Graham	5	102	at Chicago	12/17/95
Brett Perriman (4)	5	135	vs. Detroit	12/23/95
Herman Moore (3)	10	105	vs. Detroit	12/23/95
Herman Moore (4)	9	104	vs. Detroit	9/29/96
Curtis Conway	9	120	vs. Chicago	12/22/96
Barry Sanders	8	102	at Detroit	9/7/97
Jake Reed	6	131	at Minnesota	9/14/97
Rob Moore	8	147	vs. Arizona	9/28/97
Herman Moore (5)	5	120	vs. Detroit	10/12/97
Jake Reed (2)	6	117	vs. Minnesota	11/1/98
Antonio Freeman	7	152	at Green Bay	10/10/99
Bill Schroeder	7	158	at Green Bay	10/10/99
Johnnie Morton	7	107	vs. Detroit	12/12/99
Ricky Proehl *	6	100	at St. Louis	1/23/00
Randy Moss	5	118	at Minnesota	10/9/00
Cris Carter (2)	7	115	vs. Minnesota	10/29/00
Eric Moulds	8	102	vs. Buffalo	11/26/00
Torry Holt	9	165	vs. St. Louis	12/18/00
Bill Schroeder (2)	4	119	vs. Green Bay	10/7/01
Marty Booker	7	165	vs. Chicago	11/18/01
Torry Holt (2)	8	139	at St. Louis	11/26/01
Joe Horn	8	108	vs. New Orleans	9/8/02
Torry Holt (3)	12	139	vs. St. Louis	9/23/02
Joe Horn (2)	5	106	at New Orleans	12/1/02
Plaxico Burress	5	127	vs. Pittsburgh	12/23/02
Marvin Harrison	11	176	vs. Indianapolis	10/6/03
Terrell Owens	6	152	at San Francisco	10/19/03
Ricky Proehl (2)	3	133	at Carolina	11/9/03
Jimmy Smith	10	136	at Jacksonville	11/30/03
Joe Horn (3)	9	118	at New Orleans	12/7/03
Torry Holt (4)	6	124	at St. Louis	10/18/04
Tony Gonzalez	9	123	vs. Kansas City	11/7/04
Eddie Kennison	6	104	vs. Kansas City	11/7/04
Alge Crumpler	4	118	at Atlanta	11/14/04
Eric Parker	6	118	at San Diego	12/12/04
Muhsin Muhammad	8	115	vs. Carolina	12/26/04
Steve Smith	5	106	vs. Carolina	11/6/05
Roddy White	4	108	at Atlanta	11/20/05
Steve Smith (2)	5	103	at Carolina	12/11/05
David Givens	6	137	at New England	12/17/05
Steve Smith (3)	7	112	vs. Carolina	9/24/06
T.J. Houshmandzadeh	10	102	vs. Cincinnati	10/15/06
Brian Westbrook	7	113	vs. Philadelphia	10/22/06
Marques Colston	11	123	vs. New Orleans	11/5/06
Devery Henderson	3	111	vs. New Orleans	11/5/06
Steve Smith (4)	8	149	at Carolina	11/13/06
Terrell Owens (2)	8	107	at Dallas	11/23/06
Desmond Clark	7	125	at Chicago	12/17/06
Reggie Bush	8	112	at New Orleans	9/7/08
Brandon Lloyd	6	124	at Chicago	9/21/08
Greg Jennings	6	109	vs. Green Bay	9/28/08
Steve Smith (5)	6	112	vs. Carolina	10/12/08
Marques Colston (2)	6	106	vs. New Orleans	11/30/08
Steve Smith (6)	9	117	at Carolina	12/8/08
Vincent Jackson	7	111	vs. San Diego	12/21/08
Patrick Crayton	4	135	vs. Dallas	9/13/09
Jeremy Maclin	6	142	at Philadelphia	10/11/09
Wes Welker	10	107	vs. New England (London)	10/25/09
James Jones	4	103	vs. Green Bay	11/8/09
Mike Wallace	3	100	vs. Pittsburgh	9/26/10
Terrell Owens (3)	7	102	at Cincinnati	10/10/10
Steve Breaston	8	147	at Arizona	10/31/10
Calvin Johnson	10	152	vs. Detroit	12/19/10
Julio Jones	6	115	vs. Atlanta	9/25/11
Roddy White	9	140	vs. Atlanta	9/25/11
Pierre Garcon	2	146	vs. Indianapolis	10/3/11

## PLAYERS

## 2014 REVIEW

## HISTORY

## RECORDS

## SIDELINES

Marques Colston (3)	7	118	vs. New Orleans	10/16/11
Jimmy Graham	7	124	vs. New Orleans	10/16/11
Arian Foster	4	102	vs. Houston	11/14/11
Jordy Nelson	6	123	at Green Bay	11/20/11
Brandon LaFell	3	103	at Carolina	12/24/11
Steve Smith (7)	7	106	vs. Carolina	9/9/12
Victor Cruz	11	179	at N.Y. Giants	9/16/12
Hakeem Nicks	10	199	at N.Y. Giants	9/16/12
Miles Austin	5	107	at Dallas	9/23/12
Lance Moore	9	121	vs. New Orleans	10/21/12
Danario Alexander	5	134	vs. San Diego	11/11/12
Julio Jones (2)	6	147	vs. Atlanta	11/25/12
Jason Avant	7	133	vs. Philadelphia	12/9/12
Jeremy Maclin	9	104	vs. Philadelphia	12/9/12
Lance Kendricks	4	119	vs. St. Louis	12/23/12
Jimmy Graham (2)	10	179	vs. New Orleans	9/15/13
Riley Cooper	4	120	vs. Philadelphia	10/13/13
Harry Douglas	7	149	at Atlanta	10/20/13
Rishard Matthews	11	120	vs. Miami	11/11/13
Harry Douglas (2)	6	134	vs. Atlanta	11/17/13
Calvin Johnson (2)	7	115	at Detroit	11/24/13
Julio Jones (3)	9	161	at Atlanta	9/18/14
Antonio Brown	7	131	at Pittsburgh	9/28/14
Steve Smith (8)	5	110	vs. Baltimore	10/12/14
Julio Jones (4)	8	119	vs. Atlanta	11/9/14
Calvin Johnson (3)	8	158	at Detroit	12/7/13
Kelvin Benjamin	8	104	at Carolina	12/14/14
Greg Olsen	10	110	at Carolina	12/14/14
Randall Cobb	11	131	vs. Green Bay	12/21/14
Jordy Nelson (2)	9	113	vs. Green Bay	12/21/14

# Replacement game

\* Playoff game

### 100-YARD RECEIVERS SUMMARY

Steve Smith (8), Herman Moore (5), Torry Holt (4), Julio Jones (4), Brett Perriman (4), Jerry Rice (4), Sterling Sharpe (4), Anthony Carter (3), Marques Colston (3), Joe Horn (3), Calvin Johnson (3), Robert Brooks (2), Cris Carter (2), Paul Coffman (2), Harry Douglas (1), Jimmy Graham (2), Hassan Jones (2), Mike Jones (2), James Lofton (2), Jeremy Maclin (2), Jordy Nelson (2), Terrell Owens (2), Ricky Proehl (2\*), Jake Reed (2), Billy Schroeder (2), Danario Alexander (1) Miles Austin (1), Jason Avant (1), Robert Awalt (1), Kelvin Benjamin (1) Marty Booker (1), Cliff Branch (1), Steve Breaston (1), Bill Brooks (1), Antonio Brown (1), Charlie Brown (1), Plaxico Burress (1), Reggie Bush (1), Carlos Carson (1), Jeff Chadwick (1), Bob Chandler (1), Wes Chandler (1), Desmond Clark (1), Dwight Clark (1), Robert Clark (1), Randall Cobb (1), Tony Collins (1), Curtis Conway (1), Riley Cooper (1), Patrick Crayton (1), Alge Crumpler (1), Victor Cruz (1), Bert Emanuel (1), Arian Foster (1), Antonio Freeman (1), Tony Galbreath (1), Pierre Garcon (1), Willie Gault (1), David Givens (1), Tony Gonzalez (1), Jeff Graham (1), Marvin Harrison (1), Michael Haynes (1), Devery Henderson (1), David Hill (1), T. J. Houshmandzadeh (1), Desmond Howard (1), Qadry Ismail (1), Eddie Lee Ivery (1), Vincent Jackson (1), Greg Jennings (1), James Jones (1), Lance Kendricks (1), Eddie Kennison (1), Louis Lipps (1), Brandon Lloyd (1), Eric Martin (1), Tony Martin (1), Rishard Matthews (1), Tim McGee (1), Eric Metcalf (1), Pete Metzelaars (1), Anthony Miller (1), Willie Miller (1), Pete Mitchell (1), Lance Moore (1), Rob Moore (1), Emery Moorehead (1), Johnnie Morton (1), Randy Moss (1), Eric Moulds (1), Muhsin Muhammad (1), Hakeem Nicks (1), Jay Novacek (1), Greg Olsen (1), Eric Parker (1), Walter Payton (1), Johnny Perkins (1), Jason Phillips (1), Ahmad Rashad (1), Andre Rison (1), Barry Sanders (1), Fred Scott (1), James Scott (1), Joe Sencer (1), Jimmy Smith (1), J.T. Smith (1), Ron Springs (1), Walter Stanley (1), Aundra Thompson (1), Leonard Thompson (1), Al Toon (1), Tom Waddle (1), Mike Wallace (1), Wes Welker (1), Brian Westbrook (1), Roddy White (2), Sammy White (1), Al Williams (1), Alexander Wright (1)

### 300-YARD PASSING GAMES (73)

PLAYER	ATT.	COMP.	YARDS	TD	OPPONENT	DATE
Brian Sipe	32	22	318	3	vs. Cleveland	9/28/80
Lynn Dickey	51	35	418	1	vs. Green Bay	10/12/80
Tommy Kramer	37	24	324	2	at Minnesota	11/16/80
Gary Danielson	44	29	360	1	at Detroit	12/14/80
Steve Dils	62	37	361	1	vs. Minnesota	9/5/81
Dan Fouts	49	33	351	1	vs. San Diego	12/13/81
Ken Stabler	43	29	333	1	at New Orleans	12/5/82
Danny White *	45	27	312	2	at Dallas	1/9/83
Danny White (2)	44	29	377	2	at Dallas	10/9/83
Tommy Kramer (2)	47	27	386	2	vs. Minnesota	10/7/84
Bill Kenney	46	26	332	2	at Kansas City	10/28/84
Dan Marino	39	27	302	3	at Miami	10/20/85
Ken O'Brien	30	23	367	5	at N.Y. Jets	11/17/85
Tommy Kramer (3)	36	21	309	0	at Minnesota	12/8/85
Joe Montana	46	32	356	1	vs. San Francisco	9/7/86
Eric Hipple	46	31	318	0	at Detroit	9/21/86
Jim Kelly	29	14	342	3	vs. Buffalo	11/2/86

Wade Wilson	33	22	339	3	at Minnesota	11/30/86
Neil Lomax	36	25	314	3	at St. Louis	11/8/87
Joe Montana (2)	45	29	304	3	vs. San Francisco	11/22/87
Randy Wright	51	28	321	1	vs. Green Bay	10/2/88
Wade Wilson (2)	30	22	335	3	vs. Minnesota	10/23/88
Don Majkowski	53	25	331	2	vs. Green Bay	12/3/89
Don Majkowski (2)	42	25	355	1	vs. Green Bay	10/14/90
Wade Wilson (3)	39	24	374	1	vs. Minnesota	12/16/90
Jim Kelly (2)	35	20	322	1	vs. Buffalo	9/22/91
Dan Marino (2)	32	20	307	2	at Miami	12/1/91
Rodney Peete	31	20	323	1	at Detroit	9/27/92
Jim Everett	38	25	342	3	vs. L.A. Rams	12/6/92
Wade Wilson (4)	26	19	324	5	vs. Atlanta	12/13/92
Steve Young	29	23	311	4	vs. San Francisco	11/14/93
Brett Favre	39	30	306	3	at Green Bay	9/25/94
Warren Moon	48	33	332	1	vs. Minnesota	10/15/95
Scott Mitchell	41	26	352	2	vs. Detroit	12/23/95
Scott Mitchell (2)	50	29	331	2	at Detroit	9/7/97
Brad Johnson	44	29	334	1	at Minnesota	9/14/97
Kent Graham	52	31	339	1	vs. Arizona	9/28/97
Brett Favre (2)	40	22	390	2	at Green Bay	10/10/99
Daunte Culpepper	53	29	313	1	vs. Minnesota	10/29/00
Kurt Warner	32	20	316	2	vs. St. Louis	12/18/00
Daunte Culpepper (2)	44	30	322	1	at Minnesota	9/30/01
Kurt Warner (2)	45	30	301	0	vs. St. Louis	9/23/02
Peyton Manning	47	34	386	2	vs. Indianapolis	10/6/03
Trent Green	42	32	369	3	vs. Kansas City	11/7/04
Michael Vick	38	21	306	2	at Atlanta	11/20/05
Donovan McNabb	35	22	302	3	vs. Philadelphia	10/22/06
Drew Brees	32	24	314	3	vs. New Orleans	11/5/06
Tony Romo	29	22	306	5	at Dallas	11/23/06
Rex Grossman	44	29	339	2	at Chicago	12/17/06
Jason Campbell	49	30	301	1	vs. Washington	11/25/07
Drew Brees (2)	32	23	343	3	at New Orleans	9/7/08
Tony Romo (2)	27	16	353	3	vs. Dallas	9/13/09
Tom Brady	32	23	308	3	vs. New England	10/25/09
Matthew Stafford	33	24	305	3	vs. Detroit	9/11/11
Matt Ryan	47	26	330	1	vs. Atlanta	9/25/11
Drew Brees (3)	45	29	383	1	vs. New Orleans	10/16/11
Cam Newton	33	23	303	1	vs. Carolina	9/9/12
Eli Manning	51	31	510	3	at N.Y. Giants	9/16/12
Robert Griffin III	35	26	323	0	vs. Washington	9/30/12
Drew Brees (4)	37	27	377	4	vs. New Orleans	10/21/12
Carson Palmer	61	39	414	4	at Oakland	11/4/12
Philip Rivers	37	29	337	3	vs. San Diego	11/11/12
Matt Ryan (2)	32	26	353	1	vs. Atlanta	11/25/12
Nick Foles	51	32	381	2	vs. Philadelphia	12/9/12
Drew Brees (5)	39	26	307	4	at New Orleans	12/16/12
Drew Brees (6)	46	26	322	1	vs. New Orleans	9/15/13
Drew Brees (7)	31	24	381	4	vs. New Orleans	12/29/13
Ben Roethlisberger	40	29	314	3	at Pittsburgh	9/28/14
Drew Brees (8)	57	35	371	2	at New Orleans	10/5/14
Joe Flacco	29	21	306	5	vs. Baltimore	10/12/14
Brian Hoyer	34	21	300	2	at Cleveland	11/2/14
Matthew Stafford (2)	34	26	311	3	at Detroit	12/7/14
Aaron Rodgers	40	31	318	1	vs. Green Bay	12/21/14

\* Playoff game

**300-YARD PASSERS SUMMARY**

Drew Brees (8), Wade Wilson (4), Tommy Kramer (3), Daunte Culpepper (2), Brett Favre (2), Jim Kelly (2), Don Majkowski (2), Dan Marino (2), Scott Mitchell (2), Joe Montana (2), Tony Romo (2), Matt Ryan (2), Matthew Stafford (2), Kurt Warner (2), Danny White (2\*), Tom Brady (1), Jason Campbell (1), Gary Danielson (1), Lynn Dickey (1), Steve Dils (1), Jim Everett (1), Nick Foles (1), Dan Fouts (1), Kent Graham (1), Trent Green (1), Robert Griffin III (1), Rex Grossman (1), Eric Hipple (1), Brian Hoyer (1), Brad Johnson (1), Bill Kenney (1), Neil Lomax (1), Eli Manning (1), Peyton Manning (1), Donovan McNabb (1), Warren Moon (1), Cam Newton (1), Ken O'Brien (1), Carson Palmer (1), Rodney Peete (1), Philip Rivers (1), Ben Roethlisberger (1), Brian Sipe (1), Ken Stabler (1), Michael Vick (1), Randy Wright (1), Steve Young (1)

# LONGEST PLAYS IN TEAM HISTORY

## PASSING

Player	Yards	Opponent	Date
Josh Freeman to <b>Vincent Jackson</b>	<b>95</b>	<b>vs. New Orleans</b>	<b>10/21/12</b>
Vinny Testaverde to Willie Drewrey	89t	vs. Atlanta	12/2/90
<b>Mike Glennon</b> to Tiquan Underwood	<b>85t</b>	<b>at Detroit</b>	<b>11/24/13</b>
Vinny Testaverde to Willie Drewrey	87t	at Green Bay	9/15/91
Doug Williams to Kevin House	84t	at Detroit	12/20/81
Vinny Testaverde to Tyji Armstrong	81t	vs. L.A. Rams	12/6/92
Doug Williams to Jimmie Giles	81t	vs. Chicago	11/1/81
Brian Griese to Joey Galloway	80t	vs. Detroit	10/2/05
Jack Thompson to Jimmie Giles	80	at Dallas	10/9/83
Trent Dilfer to Reidel Anthony	79t	at Jacksonville	11/15/98

## RUSHING

Player	Yards	Opponent	Date
<b>Bobby Rainey</b>	<b>80t</b>	<b>vs. Buffalo</b>	<b>12/8/13</b>
Michael Pittman	78t	vs. Kansas City	11/7/04
Warrick Dunn	76	vs. Chicago	12/21/97
James Wilder	75t	at Minnesota	11/6/83
Jerry Ellison	75	vs. Detroit	12/23/95
Carnell Williams	71t	at Minnesota	9/11/05
Warrick Dunn	70t	vs. Dallas	12/3/00
<b>Doug Martin</b>	<b>70t</b>	<b>at Oakland</b>	<b>11/4/12</b>
Earnest Graham	68t	vs. Atlanta	9/14/08
Gary Anderson	64t	vs. Chicago	9/8/91
Michael Pittman	64	vs. New Orleans	1/1/06

## KICKOFF RETURNS

Player	Yards	Opponent	Date
Sammie Stroughter	97t	vs. Carolina	10/18/09
Clifton Smith	97t	vs. Kansas City	11/2/08
Micheal Spurlock	90t	vs. Atlanta	12/16/07
Micheal Spurlock	89t	at Atlanta	11/7/10
Aaron Stecker	86	vs. New Orleans	12/23/01
Clifton Smith	83	vs. Green Bay	11/8/09
Micheal Spurlock	79	vs. Seattle	12/26/10
Sammie Stroughter	78	vs. Detroit	9/11/11
Vernon Turner	77	vs. Minnesota	10/30/94
Clifton Smith	72	vs. San Diego	12/21/08

## FIELD GOALS

Player	Yards	Opponent	Date
Matt Bryant	62	vs. Philadelphia	10/22/06
Connor Barth	57	vs. Washington	9/30/12
Michael Husted	57	at L.A. Raiders	12/19/93
<b>Patrick Murray</b>	<b>55</b>	<b>at New Orleans</b>	<b>10/5/14</b>
Connor Barth	55	at Denver	12/2/12
Connor Barth	55	vs. Houston	11/14/11
Martin Gramatica	55	vs. Detroit	10/19/00
Donald Igwebuike	55	at Minnesota	11/30/86
<b>Patrick Murray</b>	<b>54</b>	<b>at Detroit</b>	<b>12/7/14</b>
<b>Patrick Murray</b>	<b>54</b>	<b>vs. Minnesota</b>	<b>10/26/14</b>
Connor Barth	54	at Miami	11/15/09
Martin Gramatica	54	vs. Green Bay	11/12/00
Michael Husted	54	at Atlanta	11/9/97
Michael Husted	54	vs. Minnesota	11/21/93
Steve Christie	54	vs. Detroit	9/23/90

There have been 65 50-yard or longer field goals:  
Gramatica 15, Barth 12, Husted 10, Igwebuike 9, Murray 5, Capece 4,  
Lindell 4, Bryant 2, Christie 2, Taylor 1, Tiffin 1

## PUNT RETURNS

Player	Yards	Opponent	Date
Jacquez Green	95t	at Green Bay	9/13/98
Karl Williams	88t	vs. Chicago	12/22/96
Karl Williams	84t	vs. New Orleans	12/23/01
Vernon Turner	80t	vs. Detroit	10/2/94
Micheal Spurlock	77t	at New Orleans	12/27/09
Karl Williams	73t	vs. Buffalo	11/26/00
Karl Williams	72	at Minnesota	12/15/96
Clifton Smith	70t	at Detroit	11/23/08
Karl Williams	63	at Indianapolis	11/2/97
Karl Williams	61t	vs. Chicago	12/21/97

## FUMBLE RETURNS

Player	Yards	Opponent	Date
Cedric Brown	80t	at Houston	10/19/80
Martin Mayhew	78t	vs. Minnesota	10/15/95
Sabby Piscitelli	72	at Buffalo	9/20/09
Hugh Green	60t	at Dallas*	1/9/83
David Logan	60t	vs. Detroit	12/14/80
Keenan McCardell	57t	vs. Indianapolis	10/6/03
David Logan	54t	at Minnesota	11/6/83

\*= Postseason game

## INTERCEPTION RETURNS

Player	Yards	Opponent	Date
Shelton Quarles	98t	vs. Green Bay	10/7/01
Derrick Brooks	97t	at Baltimore	9/15/02
Mason Foster	85t	vs. New Orleans	9/15/13
Sabby Piscitelli	84	vs. Oakland	12/28/08
<b>Leonard Johnson</b>	<b>83t</b>	<b>vs. San Diego</b>	<b>11/11/12</b>
Neal Colzie	82t	vs. Minnesota	9/5/81
Cedric Brown	81t	vs. Green Bay	11/22/81
Ronde Barber	78t	vs. Kansas City	10/14/12
Brian Kelly	75	vs. Atlanta	12/5/04
Darryl Pollard	75	at Chicago	10/18/92

## PUNTS

Player	Yards	Opponent	Date
Sean Landeta	74	at N.Y. Jets	12/14/97
Tom Tupa	71	at New Orleans	12/1/02
Dave Green	70	at Detroit	11/20/77
Mark Royals	66	at Chicago	1/2/00
<b>Michael Koenen</b>	<b>65</b>	<b>vs. Chicago</b>	<b>10/23/11</b>

# SIDELINES





# RING OF HONOR

## LEE ROY SELMON

Upon establishing the Ring of Honor in 2009, there was no question as to who the Buccaneers would choose to recognize with the inaugural induction. Lee Roy Selmon, referred to by some as the original Buccaneer, served as the franchise's cornerstone for nearly a decade, earning numerous accolades on the field and becoming one of the Bay area's most beloved figures off of it. On November 9, 2009, Selmon's name and number were added as permanent fixtures on the wall at Raymond James Stadium, as the man known for being Tampa Bay's shining bright spot in during its difficult fledgling years was recognized with the team's highest distinction.

Selmon joined the Buccaneers as a first-round draft choice – and the team's first-ever draft selection – in 1976 out of Oklahoma. While with the Sooners, Selmon was a member of eight All-America teams and won both the Outland and Lombardi trophies during his senior season. But as decorated as his collegiate career may have been, Selmon was an even greater professional player, easily the most outstanding to date in team history. The Buccaneers' all-time career sack leader (78.5), he anchored a ferocious defense which led the team to its first-ever NFC Central Division Championship in 1979.

**Lee Roy Selmon became the first Buccaneers player ever inducted into the Pro Football Hall of Fame.**

Selmon managed to establish numerous team records despite having his career prematurely shortened due to a herniated disk suffered at the end of the 1984 season. At the time of his retirement, his lengthy list of Buccaneer records included: career sacks (78.5), sacks in a season (13) and career forced fumbles (28.5). In addition, he was named NFL Defensive Player of the Year in 1979 and NFC Defensive Lineman of the Year by the NFL Players Association four times (1979-80, 1982-83). His number 63 became the first and only jersey retired by the Buccaneers on September 7, 1986

Selmon's on-the-field contributions were equaled only by his incredible generosity off the field. He was a perennial contender for



the NFL Man of the Year and the Byron "Whizzer" White Award for humanitarian service. Following his retirement, Selmon remained highly visible, occupying a seat on the board of the Tampa Sports Authority and taking on responsibility of building the University of South Florida's football program. Selmon served as Associate Athletic Director at USF from August of 1994 until being named Athletic Director in June 2001. He held that spot until 2004 and was entrusted with the primary task of procuring funds for the University's successful efforts to form a football team.

In a heartbreaking turn for the entire Bay area, Selmon passed away on September 4, 2011, surrounded by family and friends, two days after suffering a stroke at the age of 56.

Selmon was born in Eufaula, Oklahoma and was the youngest of nine children, including his brother, Dewey, who played for the Buccaneers from 1976-80, and Lucious, who coached for the Jacksonville Jaguars. Selmon is survived by his wife, Claybra, and the couple's three children: Brandy, Lee Roy, Jr. and Christopher.

### BUCCANEERS STATISTICS

YEAR	TEAM	G-S	TOTAL TACK.	FUM. REC.	FUM. FOR.	QB SACK
1976	Tampa Bay	8-6	24	0	0.0	5.0
1977	Tampa Bay	14-14	110	2	5.0	13.0
1978	Tampa Bay	14-14	92	0	2.0	11.0
1979	Tampa Bay	16-16	117	2	3.0	11.0
1980	Tampa Bay	16-16	97	2	4.0	9.0
1981	Tampa Bay	14-13	73	0	5.0	6.5
1982	Tampa Bay	9-9	58	1	2.0	4.0
1983	Tampa Bay	14-13	71	1	3.0	11.0
1984	Tampa Bay	16-16	100	2	4.5	8.0
<b>9-YEAR TOTALS</b>		<b>121-117</b>	<b>742</b>	<b>10</b>	<b>28.5</b>	<b>78.5</b>

# 63 SELMON

## JOHN MCKAY

John McKay, known for his unprecedented success on the football field and his wit off of it, died on Sunday, June 10, 2001, at the age of 77, from kidney failure due to complications from diabetes. With his passing, the Buccaneers family lost the man who led the franchise from its very beginning.

On December 5, 2010 during halftime of the Buccaneers' game against the Atlanta Falcons, McKay became the second inductee into the team's Ring of Honor. McKay spent more than 25 years overall as a head coach on the collegiate and professional level. The legendary coach compiled an overall head coaching record of 171-128-9 (.572). In 25 seasons as a head coach, McKay's teams won a college conference or professional division championship 11 times and advanced to postseason play on 12 occasions.

McKay was named the first head coach in Buccaneers history on October 31, 1975. He coached the Buccaneers for nine seasons (1976-84) and compiled a 44-88-1 record. In just the franchise's fourth season (1979), he led Tampa Bay to an NFC Central Division championship, a playoff win over Philadelphia and the club's first appearance in the NFC Championship Game. McKay also coached the first Hall of Famer in Buccaneers history, DE Lee Roy Selmon, the team's first overall draft pick in 1976.

.....


**In just the franchise's fourth season (1979), McKay led Tampa Bay to an NFC Central Division championship, a playoff win over Philadelphia and the club's first appearance in the NFC Championship Game.**

.....

He guided the Buccaneers to consecutive playoff appearances in 1981 and 1982. McKay then led Tampa Bay to its second NFC Central Division championship in 1981. He was a part of the franchise's inaugural win, a 33-14 victory over New Orleans on December 11, 1977. He later served as Team President during the '85 season.

Prior to joining Tampa Bay, McKay coached at the University of Southern California for 16 seasons, from 1960-75. He led the Trojans to four national championships and a 127-40-8 record (.760). McKay coached 40 first-team All-Americans during his 16 years.

In only his third season as head coach at USC in 1962, McKay guided the Trojans to his first national crown. He followed by capturing national championships in the 1967, 1972 and 1974 seasons. His four national titles ranks tied with Notre Dame's Frank Leahy for second all-time, trailing only Alabama's Paul "Bear" Bryant's six championships. In addition, his resume at USC includes three undefeated seasons, nine conference



championships, eight Rose Bowl appearances (including five victories), 14 consecutive winning campaigns and two National Coach of the Year honors (1962 and 1972). He also tutored two Heisman Trophy winners in Mike Garrett (1965) and O.J. Simpson (1968). During his last four seasons at USC (1972-75), he also served as the school's athletic director.

McKay served as an assistant at USC in 1959 before being named the Trojans' head coach in 1960. He was also an assistant coach at Oregon from 1950-1959. McKay played one season as a defensive back at Purdue before transferring to Oregon, where he lettered for three seasons and earned All-American honorable mention and All-Coast first-team honors. Prior to attending college, he served in the Army Air Corps in World War II. McKay was inducted into the College Football Hall of Fame in 1988 and into the Rose Bowl Hall of Fame in 1991. He was also a member of the 1994 inaugural class of USC's Athletic Hall of Fame.

McKay was born in Everettville, West Virginia. He attended Shinnston High School (WV), where he was an all-state running back and a star guard in basketball.

He and his wife, the late Corky (formerly Nancy Jean Hunter), had four children: John, Rich, Michele, and Terri. Rich now serves as President of the Atlanta Falcons after nine seasons (1995-03) as Tampa Bay's General Manager. John served as General Manager of the 2001 XFL Champion Los Angeles Xtreme and also played wide receiver for USC from 1972-74 and for Tampa Bay from 1976-78.

# MCKAY

# JIMMIE GILES


The third inductee into the Buccaneers' Ring of Honor and first offensive addition, Jimmie Giles was instated on December 4, 2011, during halftime of the Buccaneers' game against the Carolina Panthers.

Acquired from Houston in a trade prior to the 1978 NFL Draft, Giles quickly emerged as a standout player, earning honorable mention All-Pro by Sports Illustrated in 1979 and by the Associated Press in 1985, while earning various All-NFC honors from 1979-82. Following the 1980 season, he also became the first offensive Pro Bowl player in franchise history. He remained the only offensive player to represent the team at the league's annual all-star game following the 1981 and 1982 seasons, until running back James Wilder joined him in 1984. Giles then made his fourth Pro Bowl trip in 1985, and, to that point in team history, only DE Lee Roy Selmon had been to the Pro Bowl more frequently.

Giles' four Pro Bowl selections remain the second-highest total among offensive players in franchise annals, trailing only the six trips made by fullback Mike Alstott between 1997 and 2002. Giles is still the only Buccaneer tight end to be selected to the game.

**Giles became the first-ever offensive Buccaneer to be selected to a Pro Bowl, as he went on to earn four total trips in his career**

A naturally-gifted athlete who was selected by the Los Angeles Dodgers in the 12th round of the 1976 MLB draft, Giles possessed a combination of size and speed that was unusual at his position in the '70s and '80s. Though he stood 6-3 and weighed close to 250 pounds, Giles was known for stretching the field, as evidenced by his impressive career average of 15.4 yards per reception. In 1980, Giles not only led all NFL tight ends with 602 yards on 33 catches, but he was one of the league's best downfield threats, period. Among all players with at least 25 receptions, that season, Giles led the league with 18.2 yards per grab.



Giles' other noteworthy career trend was his nose for the end zone. Along with a franchise mark of 34 touchdown receptions during his time in Buccaneers orange, the gregarious tight end also owns the team record for most touchdowns of any kind in a single game, racking up four scoring catches in a 1985 shootout against the Miami Dolphins. The resulting 24 points Giles recorded in that contest is also a Buccaneer single-game record.

After a nine-year career with the Buccaneers (1978-86), Giles still ranks eighth in receptions (279), third in receiving yards (4,300) and first in receiving touchdowns (34) all-time in franchise history, as well as ranking first in each respective category among tight ends. Giles additionally continues to rank highly among single-season leaders by a tight end in team history, with two of the top five seasons in receiving yards and receptions, and three of the top five seasons in touchdown receptions, including the top mark of eight in 1985.

## BUCCANEERS STATISTICS

YEAR	TEAM	G-S	RECEIVING				TD
			NO	YDS	AVG.	LG	
1978	Tampa Bay	16-10	23	324	14.1	38	2
1979	Tampa Bay	16-16	40	579	14.5	66t	7
1980	Tampa Bay	16-15	33	602	18.2	51	4
1981	Tampa Bay	16-16	45	786	17.5	81t	6
1982	Tampa Bay	9-9	28	499	17.8	48	3
1983	Tampa Bay	11-9	25	349	14.0	80	1
1984	Tampa Bay	14-14	24	310	12.9	38	2
1985	Tampa Bay	16-16	43	673	15.7	44	8
1986	Tampa Bay	7-7	18	178	9.9	20	1
<b>9-YEAR TOTALS</b>		<b>121-112</b>	<b>279</b>	<b>4,300</b>	<b>15.4</b>	<b>81</b>	<b>34</b>

# 88 GILES

## PAUL GRUBER

In June 2012, the Buccaneers announced the name of the man who would be the fourth member of the team's Ring of Honor: Paul Gruber.


Gruber joined Hall of Fame DE Lee Roy Selmon, Head Coach John McKay and TE Jimmie Giles in receiving the highest honor the franchise can bestow, as he was inducted during Tampa Bay's Week 6 matchup against the Kansas City Chiefs.

**Gruber was a fixture at left tackle for the Buccaneers, spending his entire 12-year career with the team and starting in all of the 183 games that he played.**

Gruber is one of the most decorated players in team history, having been named a two-time team MVP (Tampa Sports Club, 1992; local media, 1994), the team's Ed Block Courage Award winner (1995), first-team All-Pro (USA Today, 1996), two-time second-team All-Pro (College and Pro Football Newsweekly, 1990; Associated Press, 1992), two-time All-NFC selection (United Press International, 1989; Football News, 1990) and a Pro Bowl alternate in 1997.

Born in the small town of Prairie du Sac, Wisconsin, Gruber was recruited to the University of Wisconsin as a tight end. Then-head coach, Ron McBride, convinced Gruber to transition to the offensive line after the latter first was placed on the defensive line. His coach's suggestion proved to be the right one, as Gruber's talent for the offensive line led to him being selected by the Buccaneers in the first round (4th overall) of the 1988 NFL Draft.

Gruber opened his NFL career with a remarkable string of 4,850 consecutive snaps (1988-92). He also played the entire 1989 campaign without a single holding penalty, and was instrumental in helping the 1999 Buccaneers win a division title, which was the team's first in 18 years.



Although a broken leg in the 1999 regular-season finale prevented him from playing with his teammates in that playoff game he had helped earn, Gruber's maturity and leadership remained unmatched.

His reputation both on the team and with the local media was one of a quiet, hardworking leader. He became a dependable force to be reckoned with on the field, and a calming presence in the locker room, even during some of Tampa Bay's down seasons.

Today, Gruber resides in Colorado with his wife, Brenda, and the couple's three children: Blake, Chase, and Ashlyn.

### CAREER STATISTICS

YEAR	TEAM	G-S
1988	Tampa Bay	16-16
1989	Tampa Bay	16-16
1990	Tampa Bay	16-16
1991	Tampa Bay	16-16
1992	Tampa Bay	16-16
1993	Tampa Bay	10-10
1994	Tampa Bay	16-16
1995	Tampa Bay	16-16
1996	Tampa Bay	13-13
1997	Tampa Bay	16-16
1998	Tampa Bay	16-16
1999	Tampa Bay	16-16
<b>12-YEAR TOTALS</b>		<b>183-183</b>

# 74 GRUBER



# WARREN SAPP

2013 marked a momentous year for Warren Sapp, one of the greatest players in Buccaneers history.

On February 2, he was selected as a first-ballot inductee into the Pro Football Hall of Fame. Three months later, on May 2, Tampa Bay announced that not only would Sapp be the club's 2012 Ring of Honor pick, but that the team would also officially retire his iconic No. 99 jersey.

**Warren Sapp was selected as a first-ballot Hall of Famer in 2013, joining Lee Roy Selmon as the second Buccaneers representative to achieve that honor.**

Sapp was drafted by the Buccaneers in the first round (12th overall) of the 1995 NFL Draft. He played nine years with Tampa Bay, appearing in 140 games and starting 130, while also starting each of his nine postseason contests. He continued his playing career playing four seasons with the Oakland Raiders, and retired having played 198 career games with 188 starts, recording career totals of 695 tackles, 96.5 sacks, four interceptions with one touchdown, 26 passes defensed, 20 forced fumbles and 12 fumble recoveries.

An integral cog in one of the league's top defenses of the late 1990s and early 2000s, Sapp helped lead the 2002 Buccaneers to a world championship in Super Bowl XXXVII. He earned numerous other accolades, including seven Pro Bowl nods, four first-team All-Pro nominations, two second-team All-Pro nominations, NFL Defensive Player of the Year honors, and was twice named to the NFL All-Decade Team.

Sapp's 96.5 sacks stands as the second-most by an interior lineman in league history and he is often credited for having helped revolutionize the defensive tackle position. He set Tampa Bay's single-season record with his 16.5 sacks in 2000, the third-highest total ever recorded by a defensive tackle. In each of his last seven seasons with the Buccaneers, the team's defense ranked in the league's Top 10.



Prior to drafting Sapp, the Buccaneers had suffered through 12 consecutive losing seasons. By his third year, Tampa Bay was appearing in the postseason and, over the next seven years, the team never had a losing record, made the playoffs six times and won Super Bowl XXXVII.

Sapp's career was headlined by his incredible passion, overwhelming talent and legendary personality. He led the Tampa Bay defense with intense devotion and leadership, and his fervor was evident to everyone who watched him play.

Sapp played three seasons at the University of Miami, foregoing his senior season to enter the NFL Draft. As a Hurricane, he recorded 176 tackles, 19.5 sacks, five passes defensed, four forced fumbles and four fumble recoveries. He won the Lombardi Trophy for the nation's top lineman/linebacker and was a finalist for the Outland Trophy for the nation's top interior lineman.

## CAREER STATISTICS

YEAR	TEAM	G-S	TOTAL TACK.	FUM. REC.	FUM. FOR.	QB SACK
1995	Tampa Bay	16-8	27	0	1.0	3.0
1996	Tampa Bay	15-14	51	1	1.0	9.0
1997	Tampa Bay	15-15	68	1	3.0	10.5
1998	Tampa Bay	16-16	59	1	2.0	7.0
1999	Tampa Bay	15-15	54	2	3.0	12.5
2000	Tampa Bay	16-15	76	1	1.0	16.5
2001	Tampa Bay	16-16	53	2	2.0	6.0
2002	Tampa Bay	16-16	78	1	1.0	7.5
2003	Tampa Bay	15-15	58	0	2.0	5.0
2004	Oakland	16-16	42	2	0.0	2.5
2005	Oakland	10-10	32	0	1.0	5.0
2006	Oakland	16-16	47	0	1.0	10.0
2007	Oakland	16-16	50	1	2.0	2.0
<b>13-YEAR TOTALS</b>		<b>198-188</b>	<b>695</b>	<b>12</b>	<b>20.0</b>	<b>96.5</b>

# 99 SAPP



## DERRICK BROOKS

Derrick Brooks, a first-ballot Class of 2014 selection to the Pro Football Hall of Fame, joined the Buccaneers Ring of Honor in 2014.

Drafted as a first-round pick (28th overall) in the 1995 NFL Draft, Brooks entered the league alongside Warren Sapp, the first-rounder the Buccaneers had selected 12th overall. The two players would both go on to dominate at their respective positions, combining their prowess to turn the Tampa 2 into one of the most dominant defenses in NFL history.

Brooks spent 14 seasons with Tampa Bay, redefining the linebacker position on his way to becoming one of the most decorated Buccaneers of all time, and one of the most respected players across the NFL.

He played in 224 games with 221 starts, both marks standing as second-most in team history, and recorded a franchise-record 2,198 tackles, along with 25 interceptions, 13.5 sacks, 135 passes defended, 25 forced fumbles, and four fumble recoveries. Brooks' seven defensive touchdowns rank second in team history, behind only defensive back Rondé Barber, and he is the only non-defensive back to crack the Top 5 in the team's career interception list.

**Brooks proved to be exceptional both on and off the field, earning some of the NFL's most revered awards for his play and his volunteerism.**

Brooks earned accolade after accolade during his playing years, being selected as an All-Pro by the Associated Press nine times and totaling franchise-best 11 Pro Bowl berths. In 2002, he was named AP Defensive Player of the Year.

He is also responsible for one of the standout plays in Buccaneer history: a 44-yard interception returned for a touchdown that sealed Tampa Bay's 48-21 victory in Super Bowl XXXVII.

However, beyond Brooks' impact on the field, he was - and continues to be - a difference maker in the Bay Area community. Among his many philanthropic honors, Brooks was co-recipient of the 2000 Walter Payton/NFL Man of the Year and received both the 2003 Bart Starr Award and the 2004 Byron "Whizzer" White Award, some of the most revered honors in the league.



Always a strong proponent of education, Brooks dedicated himself both during his career and following his retirement to filling the needs of students, which began with his The Brooks Bunch program, which served as a cornerstone of his community involved and led the way for the formation of Derrick Brooks Charities, Inc.

Brooks also helped found the Brooks-DeBartolo Collegiate High School; a Hillsborough County sponsored charter high school that currently enrolls over 400 students and serves as the only traditional charter high school in the Bay Area.

A standout player at Florida State University, Brooks was a four-year letterwinner and first-team All-American and All-Atlantic Coast Conference selection. His career statistics include 274 tackles, five interceptions, 8.5 sacks, 13 passes defended, four forced fumbles and three fumble recoveries.

In addition to his selection to the Ring of Honor, Brooks was also inducted into the Pro Football Hall of Fame in 2014, the third Buccaneers player to be enshrined in Canton.

### CAREER STATISTICS

YEAR	TEAM	G-S	TOTAL TACK.	INT.	SACKS	PD	FUM FOR.
1995	Tampa Bay	16-13	80	0	1.0	4	2
1996	Tampa Bay	16-16	133	1	0.0	12	1
1997	Tampa Bay	16-16	182	2	1.5	10	1
1998	Tampa Bay	16-16	189	1	0.0	5	2
1999	Tampa Bay	16-16	180	4	2.0	20	2
2000	Tampa Bay	16-16	179	1	1.0	11	5
2001	Tampa Bay	16-16	165	3	0.0	11	1
2002	Tampa Bay	16-16	170	5	1.0	15	0
2003	Tampa Bay	16-16	151	2	2.0	9	3
2004	Tampa Bay	16-16	172	1	1.0	6	3
2005	Tampa Bay	16-16	174	1	3.0	15	1
2006	Tampa Bay	16-16	150	3	3.0	7	0
2007	Tampa Bay	16-16	162	0	0.0	2	3
2008	Tampa Bay	16-16	111	1	0.0	8	1
<b>14-YEAR TOTALS</b>		<b>224-221</b>	<b>2,198</b>	<b>25</b>	<b>13.5</b>	<b>135</b>	<b>25</b>



## MIKE ALSTOTT

Mike Alstott was selected as one of two inductees into the Buccaneers Ring of Honor in 2015, along with former quarterback Doug Williams.

Alstott came to Tampa Bay as a second-round selection (35th overall) out of Purdue in the 1996 NFL Draft and quickly rose to acclaim as one of the league's most powerful, punishing rushers, running with a hard-nosed style that earned him the nickname 'A-Train.'

A six-time Pro Bowl selection - a franchise record for an offensive player - and four-time Associated Press All-Pro honoree, Alstott is the Buccaneers' all-time leader in touchdowns (71) and rushing touchdowns (58). He ranks second in franchise annals with 5,088 rushing yards, second in yards from scrimmage (7,372), fourth in receptions (305), and seventh in games played (158).

**Alstott's bruising running style and not-to-be-denied goal-line carries made him a legend in the Bay Area and throughout the league.**

In eight of his 11 seasons, Alstott led or tied the team lead in rushing touchdowns, recording a career-best 10 in 2001 and twice rushing for three touchdowns in a single game (vs. Minnesota, 10/28/2001; at Cincinnati, 12/27/1998). He recorded seven 100-yard rushing games during his career.

In addition to the accolades he earned during the regular season, Alstott also holds a decorated place in Buccaneers postseason lore. He was a member of six playoff teams and played in 10 postseason contests, both tied for second-most in franchise history behind only Derrick Brooks, and the most ever by an offensive player.

Alstott was part of five Buccaneer playoff victories, tied for a franchise best, while his 341 rushing yards are also the most in club history. Alstott's seven postseason touchdowns, all rushing, are five more than any other player in team history. Four of those scores came en route to the Super Bowl XXXVII title in San Diego following the 2002 season. Alstott also ranks third in postseason receptions (21) and fourth in postseason receiving yards (161).



During his career, Alstott was an active community supporter and his dedication to civic duty only increased since his retirement. During the 2007 offseason, Alstott and his wife Nicole formed the Mike Alstott Family Foundation, with the goal of assisting and uplifting the minds, hearts and spirits of families and children on their way to realizing their full potential through various events, assistance programs and celebrations.

Since the formation of his foundation, Alstott and his family have been involved in organizing and helping carry out numerous outreach events, including frequent programs with All-Children's Hospital; partnering with Big Brothers and Big Sisters; raising funds for the Angelus House, a home for children with disabilities; and special events catered to serving the area's foster children.

Alstott currently serves as the head football coach at Northside Christian School in St. Petersburg, Florida.

### CAREER STATISTICS

YEAR	RUSHING					RECEIVING				
	G-S	ATT	YDS	AVG	TD	NO	YDS	AVG	TD	
1996	16/16	96	377	3.9	3	65	557	8.6	3	
1997	15/15	176	665	3.8	7	23	178	7.7	3	
1998	16/16	215	846	3.9	8	22	152	6.9	1	
1999	16/16	242	949	3.9	7	27	239	8.9	2	
2000	13/13	131	465	3.5	5	13	93	7.2	0	
2001	16/16	165	680	4.1	10	35	231	6.6	1	
2002	16/9	146	548	3.8	5	35	242	6.9	2	
2003	4/3	27	77	2.9	2	10	83	8.3	0	
2004	14/11	67	230	3.4	2	29	202	7	0	
2005	16/7	34	80	2.4	6	25	222	8.9	1	
2006	16/15	60	171	2.9	3	21	85	4	0	
2007						Injured Reserve				
<b>12-YEAR TOTALS</b>	<b>158/137</b>	<b>1,359</b>	<b>5,088</b>	<b>3.7</b>	<b>58</b>	<b>305</b>	<b>2,284</b>	<b>7.5</b>	<b>13</b>	

## DOUG WILLIAMS

Doug Williams was selected as one of two inductees into the Ring of Honor in 2015, along with former fullback Mike Alstott.

Williams joined the Buccaneers as the team's first-round draft choice (17th overall) in the 1978 NFL Draft out of Grambling State and was immediately saddled with the hopes of a struggling franchise searching for a long-term solution at the quarterback position.

Taking over the reins of a team that had won two games combined in its first two NFL seasons, Williams' rookie year led to 10 starts and four wins. He would then start every game over the next four seasons and, in his sophomore season, he engineered one of the most unforeseen success stories of the era when he led the Buccaneers to the 1979 NFC Central Division crown and a berth in the NFC Championship Game.

Williams also took the Buccaneers to a division title in 1981 and led his team to a record above .500 in three of his final four seasons (1979, 1981-82) as Tampa Bay's quarterback. In comparison, from 1976-96, without Williams under center, the franchise did not register another winning season.

.....

**Leading Tampa Bay to its first three playoff appearances - including all the way to the NFC Championship Game in 1979 - Williams made an indelible mark on the Buccaneers franchise.**

.....

In that four-year stretch from 1979-82, Williams started all of the team's 57 regular season games and three playoff contests. Among his peers during that span, Williams ranked seventh in passing yards (11,369), 10th in touchdown passes (66), and seventh in lowest interception rate (3.8 percent). He also topped all quarterbacks during that period with 856 rushing yards and tied for the most rushing touchdowns with 12.

Williams later played in the USFL (1984-85) before joining the Washington Redskins in 1987, where he won Super Bowl XXII Most Valuable Player honors after leading them to a victory over Denver. The Buccaneers would not reach the playoffs again for a decade and a half, until after the team had been purchased by Malcolm Glazer.



Following his playing career, Williams entered the coaching profession and went on to serve two stints as head coach of his college alma mater (1998-2003, 2011-13), winning four conference championships.

Williams has also served as a personnel executive in NFL front offices, first with the Buccaneers from 2004-10 and currently with the Redskins after being hired in 2014.

Williams is also a member of the Washington Redskins Ring of Fame and was inducted into the College Football Hall of Fame in 2001. As a collegiate player at Grambling, Williams posted a 36-7 record as the starting quarterback and finished fourth in the voting for the Heisman Trophy in 1977.

### CAREER STATISTICS

YEAR	TEAM	GP/GS	ATT	CMP.	PCT	YDS	Y/A	TD	INT	RTG
1978	Tampa Bay	10/10	194	73	37.6	1,170	6.0	7	8	53.4
1979	Tampa Bay	16/16	397	166	41.8	2,448	6.2	18	24	52.5
1980	Tampa Bay	16/16	521	254	48.8	3,396	6.5	20	16	69.9
1981	Tampa Bay	16/16	471	238	50.5	3,563	7.6	19	14	76.8
1982	Tampa Bay	9/9	307	164	53.4	2,071	6.7	9	11	69.6
1986	Washington	1/0	1	0	0.0	0	0.0	0	0	39.6
1987	Washington	5/2	143	81	56.6	1,156	8.1	11	5	94.0
1988	Washington	11/10	380	213	56.1	2,609	6.9	15	12	77.4
1989	Washington	4/2	93	51	54.8	585	6.3	1	3	64.1
<b>9-YEAR TOTALS</b>		<b>87/81</b>	<b>2,507</b>	<b>1240</b>	<b>49.5%</b>	<b>16,998</b>	<b>6.8</b>	<b>100</b>	<b>93</b>	<b>69.4</b>

# RAYMOND JAMES STADIUM

A new era in Tampa Bay sports opened on September 20, 1998, when the Tampa Bay Buccaneers defeated the Chicago Bears, 27-15, in the inaugural event at Raymond James Stadium. The culmination of three years of intense research, development and construction, Raymond James Stadium is a combination of the finest elements of modern stadium design and its own groundbreaking innovations. Referred to as "The Crown Jewel of the NFL" by league insiders upon its opening, the stadium's features are centered around one concept: enhancing the fan's experience at a Tampa Bay Buccaneers game.

Raymond James Stadium was designed by HOK Sports Facilities Group and constructed under the joint management of Huber, Hunt & Nichols and Metric Constructors. It is administered by the Tampa Sports Authority and includes among its tenants the Tampa Bay Buccaneers of the National Football League, the

University of South Florida football team and college football's Outback Bowl.

The \$168.5 million facility was financed by a half-cent sales tax for community investment purposes that was approved by voters on September 3, 1996. A Florida sales tax rebate also funded the stadium construction, as did a portion of a tourist development tax. The remainder of the stadium's finances were provided by Buccaneers Owner/President Malcolm Glazer. Buccaneers Co-Chairman Bryan Glazer and Joel Glazer oversaw stadium design and were responsible for the development of the stadium's unique fan enhancements. The Tampa Bay Buccaneers hope you enjoy Raymond James Stadium throughout the 2014 NFL season and share in the bright future of the team, the stadium and the Tampa Bay community.



# 2015 SEASON PASS PRICING

UPPER LEVEL	
	\$300
	\$350
	\$400
	\$450
	\$500
	\$520
	\$600
	\$650
	\$700
	\$750

LOWER LEVEL	
	\$650
	\$750
	\$850
	\$950
	\$990

STADIUM CLUB	
	\$1495
	\$1750
	\$1950
	\$2250
	\$2490
	\$3450
	\$3950



TO BECOME A SEASON PASS MEMBER PLEASE CALL 866-582-BUCS (2827)

## 2015 TAMPA BAY BUCCANEERS HOME SCHEDULE



**CINCINNATI BENGALS**  
MON 8/24  
8:00 PM



**CLEVELAND BROWNS**  
SAT 8/29  
7:00 PM



**TENNESSEE TITANS**  
SUN 9/13  
4:25 PM



**CAROLINA PANTHERS**  
SUN 10/4  
1:00 PM



**JACKSONVILLE JAGUARS**  
SUN 10/11  
1:00 PM



**NEW YORK GIANTS**  
SUN 11/8  
4:05 PM



**DALLAS COWBOYS**  
SUN 11/15  
1:00 PM



**ATLANTA FALCONS**  
SUN 12/6  
1:00 PM



**NEW ORLEANS SAINTS**  
SUN 12/13  
1:00 PM



**CHICAGO BEARS**  
SUN 12/27  
1:00 PM

## TICKET INFORMATION

Buccaneers tickets and season passes can be found in 22 price levels (as shown by the accompanying stadium diagram). For general information, the ticket office may be reached by phone at 813.879.BUCS (2827) or 800.282.0683; over a TDD line for hearing-impaired guests at 813.387.6390; or via e-mail at [MemberRelations@buccaneers.nfl.com](mailto:MemberRelations@buccaneers.nfl.com). Office hours are 8:30 a.m. to 5:30 p.m., Monday through Friday.

For information on Season Passes the Guest and Member Relations Office can be reached at 866.582.BUCS (2827).

Interested parties may also use the following lines: Group Ticket Sales - 813-998-3878; Stadium Club Ticket Sales - 813-998-3879; Luxury Suite Sales - 813-998-3877.

In addition, to better serve guests outside of Hillsborough County, the Buccaneers offer both an Orlando and a Sarasota ticketing office. The Orlando office may be reached at 813.998.3871 or [CentralFlorida@buccaneers.nfl.com](mailto:CentralFlorida@buccaneers.nfl.com); and the Sarasota office may be reached at 813.998.3872 or [SWFL@buccaneers.nfl.com](mailto:SWFL@buccaneers.nfl.com).

Any available single game tickets may be purchased through TicketMaster outlets, TicketMaster charge by-phone, and online at [TicketMaster.com](http://TicketMaster.com). If tickets remain available on game day, they will be sold at the Raymond James Stadium box office at the south end of the stadium beginning three hours before kickoff.

## AMENITIES AT RAYMOND JAMES STADIUM

**GENERAL SEATING:** After 22 years of watching Buccaneers football from bench seating, Tampa Bay fans now comfortably settle into individual seats, measuring 19"-21" wide and with 32"-33" from one seat back to the next. Overall, Raymond James Stadium holds more than 65,000 fans, 50,000 of which are in general seating. There are up to 600 wheelchair-accessible seats located in all areas, not just the end zone. Seats in all sections also feature cupholders.

**CLUB SEATS:** Raymond James Stadium also has over 10,000 club seats, a modern feature that allows fans to experience Buccaneers games and entertain guests in maximum comfort. Club seats are extra-wide and padded and feature prime sideline locations. The seats are accessible from a luxurious, air-conditioned club level that houses restaurants, sports bars, video walls, lounge seating and additional views of the field.

**LUXURY SUITES:** A total of 195 suites on three floors at mid-level along both sidelines offer absolutely the most luxurious setting to watch a Buccaneers game. Each suite has retractable glass windows, private bar and restroom and televisions that can carry other NFL action. The suites are accessible from private elevators.

**CONCESSIONS:** Raymond James Stadium has over 550 points of sale for food, beverages and merchandise, a ratio of one point for every 126 seats. In 2014, the team completed a large-scale \$7 million renovation of its main concourse concessions, adding new, exciting options for fans to enjoy. A wide variety of options are available, with all-new menus to reflect the variety of Tampa Bay's culinary scene.

**RESTROOMS/SERVICES:** Raymond James Stadium is equipped with 88 restroom locations and a total of 1,073 fixtures. That ratio of one fixture for every 81 fans is an immense improvement in comfort for Buccaneers fans. The ratio for women fans is one fixture for every 70 people, improved from 1 for every 129 in Houlihan's Stadium. There are also five first aid stations, with at least one on each level.

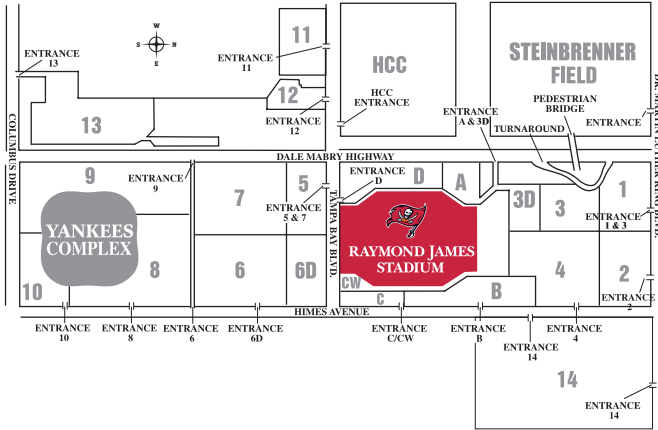
**MEDIA FACILITIES:** The Raymond James Stadium press box seats up to 225 members of the media in a spacious, comfortable box on the west side upper suite level. The dining area features a multiple-screen video wall, and the box is accessible from an elevator dedicated specifically to the media. The media entrance is located at Dock D on the southwest corner of the stadium.

**ESCALATORS:** An added comfort feature in Raymond James Stadium is a total of 20 escalators. With a bank of three escalators located at each corner ramp and an additional four in the club lounge, Buccaneers fans will find it easier and quicker to navigate the stadium than ever before.

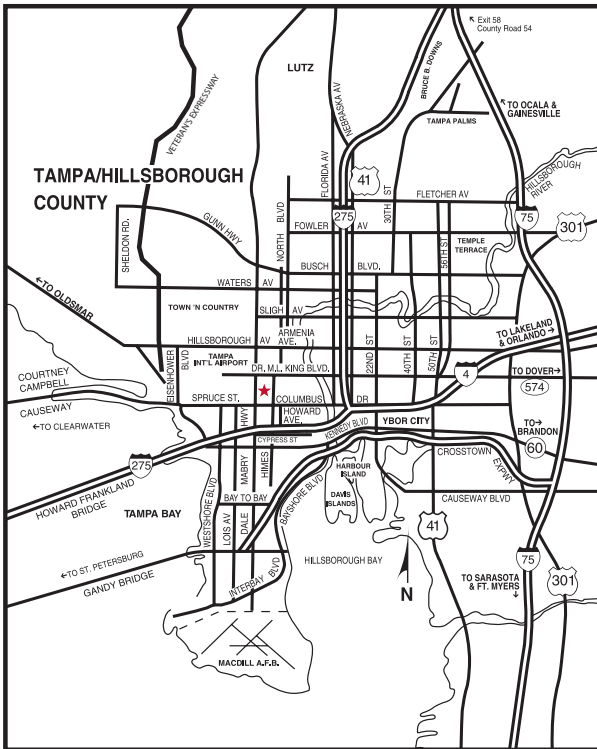
**TRAFFIC CONTROL:** Patrons of events at Raymond James Stadium can be assured that their travel to and from the facility will be as time-efficient as possible. The stadium is outfitted with a comprehensive traffic control system that automatically assists with the progression of traffic in and around the stadium traffic area. The system is comprised of a traffic control center located adjacent to the Tampa Sports Authority offices on the ground level of the south end zone plaza. From there, a crew of over 50 uniformed officers is directed to ease traffic flow. In addition, the system is equipped with 16 cameras constantly monitored by staff from TPD and City Traffic Engineering. They monitor all major intersections, traffic light cycles and newly installed cameras by F.D.O.T. that reach out beyond the immediate area. If problems arise, the flow of traffic can be instantly adjusted by adding time to stop lights or lane closures to avoid accidents.



**PARKING DIAGRAM**



**STADIUM AREA DRIVING MAP**



**TICKETMASTER**

Tampa Bay Area  
(800) 745-3000  
[www.ticketmaster.com](http://www.ticketmaster.com)

**BUCCANEERS TICKET OFFICE**

One Buccaneer Place  
Tampa, FL 33607  
(813) 879-BUCS (2827)  
(800) 282-0683  
TDD: (813) 387-6390  
Fax: (813) 876-5782

# RAYMOND JAMES STADIUM

An instantly-recognizable Tampa Bay landmark, Raymond James Stadium includes some of the most unique stadium features in the world. It is a blend of modern design, classic appointments, state-of-the-art technology and historic influences that creates one of the most exciting and enjoyable game atmospheres in the National Football League. Some of the most extraordinary features include:

## BUCCANEER COVE

Located in the north end zone of the stadium, Buccaneer Cove encompasses 20,000 square feet and runs the entire length of the end zone concourse. The Cove features a weathered, two-story fishing village facade from which a wide variety of stadium concessions, ranging from standard fare to more authentic Tampa items, are offered. Scattered throughout the area are a variety of beach hut kiosks offering additional concessions.

The centerpiece of Buccaneer Cove is the 103-foot long Pirate Ship, an authentic replica of an early 1800s Pirate Ship, arguably one of the most recognizable stadium features in the world.

The most menacing aspect of the Pirate Ship is its massive 9'x7' skull and crossed swords facing the playing field, which features huge, glowing red eyes and a mouth that breathes smoke. Additionally, eight cannons celebrate player introductions, trips inside the red zone and Buccaneers touchdowns by releasing thundering cannon fire and smoke. It is manned by a 30-plus person crew on game day which is responsible for Pirate Ship pyrotechnics, launching t-shirts and tossing out beads to fans throughout the game.

The Ship's dock serves as an entertainment area from which patrons enjoy the most unique vantage point in the National Football League. Adding to the festive atmosphere is a larger-than-life interactive talking parrot that sits perched at the Ship's stern.

All areas of Buccaneer Cove and the Ship's facilities are ADA disabled ramp accessible so that all fans can benefit from this unique setting. With a full menu of food and beverages, plentiful facilities and an excellent view of the action on the field, Buccaneer Cove is as animated as the 19th-century pirate village after which it is modeled.



*Massive enough to be a striking image from any spot in the stadium, the majestic Pirate Ship looms out over the crowd in the north end zone.*

• Ship Length	103'
• Ship Weight	43 tons
• Ship Height	78'
• Bow Detail	9'x7'
• Ship Width	32'
• Swords	16' each

The Pirate Ship was constructed over a two-month period using, among others, the following materials:

- 5.5 tons of concrete
- 14 tons of steel
- 700 yards of sails
- 1 mile of rigging
- 300 feet of rope
- 60 gallons of paint
- 64,000 linear feet of wood trim

## MILLER LITE PARTY DECK

The Miller Lite Party Deck is an exclusive area in the south end zone where a select number of fans can watch the game from an awesome view. Fans are eligible to win a ticket to this private oasis where guests may enjoy complimentary Miller products on the deck. Winners receive a ticket and special pass to access the deck and Buc Dollars for stadium goods. All winners must be 21 and older.





## GAMEDAY EXPERIENCE

In addition to Buccaneer Cove and the Miller Lite Party Deck, Raymond James Stadium offers numerous attractions to fans that make the Buccaneers gameday experience unlike any other in professional sports. Some of the attractions include:

- **SOUTH PLAZA ACTIVATION AREA** – Fans are encouraged to join the pregame party in the stadium's South Plaza, featuring contests and giveaways from Buccaneers Pewter Partners and Sponsors, and the Buccaneers Kids Zone for youth of all ages. The South Plaza festivities begin 3.5 hours before kickoff.
- **UPDATED CONCESSIONS** – In 2014, all 14 main concourse concessions locations underwent a \$7 million renovation, including the construction of four new beverage stands. The revamped, state-of-the-art locations feature all-new food preparation equipment and an exciting new look, with new menus designed to reflect Tampa Bay's diverse culinary scene.
- **CUSTOMER SERVICE** – The Buccaneers were ranked No. 1 in customer satisfaction among all NFL teams by JD Powers in 2012 and 2013 and are dedicated to delivering world-class service to all fans. Dozens of trained staff are posted around the stadium before, during and after each game. Quads A and C feature Guest and Member Relations Headquarters, staffed by employees ready to aid fans with any questions or issues.
- **BUGSPARILLA** – The Buccaneers' Gasparilla float, manned by team mascot Captain Fear and his Krewe, parades through parking lots and tailgate areas around the stadium, distributing Buccaneers beads and other prizes to the crowd.
- **ROAMING PIRATES** – Throughout the stadium, pirates greet fans and pass out treasure pregame, and face-painting pirates stroll the club level through the end of the first quarter.
- **BUCCANEER BATTLE FLAGS** – Each time the Buccaneers offense advances into the opposition's red zone, red flags that adorn the top of the stadium are raised while a 60-person crew waves red flags throughout the stadium as the Pirate Ship's cannons are fired.
- **LIVE TV FEEDS** – Over 1,300 HD TVs throughout the stadium including four 18x10 feet HD Video Walls.

## MEMBER BENEFITS

While the Buccaneers are dedicated to providing world-class game experiences for all fans, becoming a Season Pass Member includes many special benefits, including:

- **EXCLUSIVE SAVINGS** – Members receive the best pricing available, guaranteed.
- **INTEREST-FREE PAYMENT PLANS** – Budgeting for Season Pass Membership is simple thanks to these innovative payment plans.
- **EXCLUSIVE ACCESS** – Throughout the year, Season Pass Members receive expanded access to many Buccaneers events, like the annual draft party and training camp, as well as other special opportunities not available to the general public.
- **DEDICATED MEMBER RELATIONS ASSOCIATE** – Someone to help each Member with all questions and needs.
- **FOOD AND MERCHANDISE DISCOUNTS** – 15% off in-stadium food, beverages and merchandise.
- **THE BUCS LIFE EXPERIENCE** – The Bucs Life Experience is a fast, simple and fun way to enhance gameday. Season Pass Members can obtain access to unique and exciting experiences and upgrades throughout the stadium via mobile technology. Examples of special experiences include riding on the float during the Bucsparilla Pregame Parade, welcoming the team to the field during pregame celebrations, and boarding the Pirate Ship during the game.
- **ENHANCED ONLINE ACCOUNT MANAGER** – New in 2015, Members can visit [my.buccaneers.com](http://my.buccaneers.com) for exclusive content and personalized account information, including access to electronically print tickets or forward them to a friend.

## ONE BUCCANEER PLACE

The Buccaneers make their home at One Buccaneer Place, a training facility and team operations center that opened in 2006 and is located mere blocks from Raymond James Stadium.



The 136,320-square-foot complex is complete with every amenity and advancement necessary to operate on the highest level, and is a combination of function, style and space. No effort was spared in its creation, from the towering steel-and-glass football entrance to the meticulously kept practice fields.

One Buc, as it is commonly called, houses both all team, coaching and front office areas, as well as the team's business operations center.

Below is a closer look at some of the headquarters' features that players utilize on a daily basis.

### LOCKER ROOM AND PLAYERS LOUNGE

The locker room at One Buccaneer Place covers 6,600 square feet and is an open design that gives a spacious feel. The lockers are four feet across and oak paneled, with drawers, shelves and hooks for storage of all equipment, though some players keep their areas more organized than others! The locker room also includes a large shower and restroom area, complete with a steam room and sauna.

Across the hall from the locker room is the players' lounge, which looks out onto the practice fields. The room is decorated with comfortable leather couches and chairs and features a large entertainment center, two custom Buccaneers pool tables, video arcade machines and more.

The lounge provides extra space for players during downtime, whether it's to grab a snack, play pool or video games with teammates, or even grab a quick nap.

### TRAINING ROOM

The Buccaneers' training room, under the direction of Head Athletic Trainer Bobby Slater, offers a complete center to cater to the health and well-being of the team.

The training room includes a main space filled with taping tables and related equipment, an expansive rehab area, and a large physician's room, allowing the club's attending physician the ability to see a player privately.

Furthermore, players who need aquatic rehab can do it on site in the popular hydro room, which contains three large tubs: one for cold soaks, one for hot soaks and one for aquatic rehab. The rehab pool is deep enough to submerge a player chest deep and it is equipped with underwater rails and a floor that rolls like a treadmill, giving injured players the best chance to fully recover.



### WEIGHT ROOM

The weight room at One Buc is contained in its own separate building, covering 9,353 square feet of space and connected to the east end of the main building by a stylized breezeway.

There are 60-70 different types of machines and countless free weights. The large racks along the front row are big enough for players to work back-to-back, which means there is never a wait for weightlifting. And the machines are specific enough to bend to the need of any player on the team.

The weight room is outfitted with an impressive sound system and the wall that faces the practice fields is made up of six large garage-style doors that can be rolled up to let in the outside air during the nicer portions of the year as well as the hot summer months to prepare for the game in the Florida heat. There is a strong air-conditioning system for the Tampa summers, of course, but, even so, the room's many windows keep the room bright and inviting.

## TEAM AUDITORIUM AND POSITION ROOMS



Each day, players and coaches take part in a team meeting, where Head Coach Lovie Smith addresses the entire group. This takes place in the spacious team auditorium, which is comprised of a large stage surrounded by stadium-style seating, each large chair complete with a desktop to allow players to take notes. From the stage, coaches can roll game or practice film on a large projection screen to discuss with the team highlights or areas that need improvement. The rich wood paneling behind the stage features a giant carved Buccaneers logo.

When it comes time to go over details position-by-position, coaches and players can break out into their own individual position meeting rooms.

Each meeting room looks like a plush, state-of-the-art classroom, with the expected desks and whiteboards, but also a command station for the coaches, with a video and computer system that allows the coaching staff or players to access a vast array of video cutups from practice sessions, Buccaneers games or opponent games. This system includes every game played in the NFL over the last five years, cut up by play so that the data can be assembled in any way the coach wishes. Want to see what the Carolina Panthers have done on every third-and-seven over the last four years? Just a few well-informed keystrokes and you have your digital highlight reel.

The same is true of practice, thanks to the swift work of Video Director Dave Levy's crew. Every practice is shot by several video workers on lifts located around the practice field. During and immediately after each workout, that footage is entered into the system and broken down by play. A coach can walk in off the field, head to his office on the second floor and immediately begin sorting out the footage he wants. Within minutes, he can use it as a teaching tool with his players.

One Buccaneer Place consists, of course, of more than just these highlighted features. It goes beyond to a high-tech and expertly maintained practice field system, a well-stocked scouting area and a comfortable media studio for press conferences and workroom for local press.

What is One Buc's best feature? That's different for virtually every player, coach and staff member who works within its walls, but suffice to say that there are many, many correct answers.



# SUPER BOWLS IN TAMPA

## SUPER BOWL XLIII

On February 1, 2009, the Pittsburgh Steelers defeated the Arizona Cardinals 27-23 in dramatic fashion before 70,774 at Raymond James Stadium securing sole possession of the record for most Super Bowl wins with six.

Pittsburgh outgained Arizona 158 to 102 yards in the first half of Super Bowl XLIII, jumping to a 17-7 lead at halftime, aided by LB James Harrison's Super Bowl record 100-yard interception return for a touchdown, the longest scoring play in Super Bowl history. Harrison, the 2008 Defensive Player of the year, totaled four tackles, one pass defended, two quarterback hurries and one interception. Trailing 20-7 at the start of the fourth quarter, Arizona scored 16 unanswered points, including WR Larry Fitzgerald's 64-yard touchdown reception to take a 23-20 lead with 2:37 remaining in the game. The Steelers marched 78 yards to score on WR Antonio Holmes' six-yard game-winning touchdown catch with 35 seconds left. Holmes finished the game with nine receptions for 131 yards and one touchdown, including four receptions for 71 yards on the final drive, earning him Super Bowl MVP honors.



Steelers QB Ben Roethlisberger recorded 256 yards passing on 21-of-30 attempts including one interception and the game-winning touchdown pass. The Cardinals were led by QB Kurt Warner, who completed 31-of-43 pass attempts for 377 yards, three touchdowns and one interception. Warner connected with WR Anquan Boldin for a team-high eight receptions for 84 yards, while Fitzgerald led the team with 127 yards receiving on seven receptions, including two touchdowns.

Approximately 98.7 million people watched Super Bowl XLIII, making it then the most watched Super Bowl ever.


## SUPER BOWL XXXV

On January 28, 2001, the Baltimore Ravens defeated the New York Giants 34-7 before 71,921 at Raymond James Stadium. The Ravens' suffocating defense allowed the Giants just 152 total yards and did not permit an offensive touchdown en route to winning Baltimore its first championship in team history.

LB Ray Lewis, named the 2001 Defensive Player of the Year, totaled three tackles, two assists and four passes defended against the Giants, while being named the Most Valuable Player of Super Bowl XXXV.

Former Buccaneer QB Trent Dilfer led the Ravens to their first score with a 38-yard touchdown pass to WR Brandon Stokley to give the Ravens a 7-0 first quarter lead. Dilfer later set up a K Matt Stover 47-yard field goal with 1:48 left in the first half with a 36-yard pass to WR Qadry Ismail.

RB Tiki Barber, twin brother of current Buccaneers CB Ronde Barber, gave the Giants their farthest drive into Ravens' territory with a 27-yard run to Baltimore's 29-yard line. However, CB Chris McAlister intercepted QB Kerry Collins' pass on the next play to end the drive. CB Duane Starks intercepted Collins later in the third quarter and returned the ball 49 yards for a touchdown and a 17-0 lead. S Kim Herring and LB Jamie Sharper also recorded interceptions in the game.



WR Ron Dixon

returned the ensuing kickoff 97 yards for a touchdown and cut the Giants' deficit to 10. But WR Jermaine Lewis then matched Dixon's kickoff return as he cut across the field and raced 84 yards for a 24-7 lead with 3:13 left in the third quarter. The three touchdowns in 36 seconds were a Super Bowl record.

RB Jamal Lewis, who finished with 27 carries for 102 yards, scored on a three-yard touchdown run midway through the fourth quarter and gave Baltimore a 31-7 lead. Stover finished off the scoring for the Ravens with a 34-yard field goal midway through the fourth quarter.



## SUPER BOWL XXV

On January 27, 1991, Buffalo K Scott Norwood missed a 47-yard FG attempt with four seconds left in Super Bowl XXV, enabling the New York Giants to escape with a 20-19 win over the Bills before 78,813 at Tampa Stadium.

The thrilling contest took place during the height of the United States' military presence in the Persian Gulf. The entire crowd waved American flags during Whitney Houston's emotional rendition of the National Anthem.

The Giants countered Buffalo's run-and-shoot attack with a suffocating ball-control offense. New York owned the ball for a Super Bowl-record 40:33. The Bills had the ball for just eight

minutes in the second half.

After the two teams traded field goals, Bills RB Don Smith burrowed in from one yard out to give Buffalo a 10-3 lead. The Bills extended that lead to 12-3 when DE Bruce Smith sacked Giants QB Jeff Hostetler in the end zone. But Hostetler fired back, finding WR Stephen Baker in the end zone to close the gap to 12-10 just before the half.

The Giants then opened the third quarter with an epic march to the end zone, consuming a Super Bowl-record 9:29 on a 14-play, 73-yard march. RB Ottis Anderson capped the drive with a one-yard TD run, giving New York a 17-12 lead. Buffalo recaptured the lead when RB Thurman Thomas rushed 31 yards for a score on the opening play of the fourth quarter. K Matt Bahr then booted a 21-yard FG with 7:20 left to push the Giants ahead 20-19.

Buffalo mustered one last stand as QB Jim Kelly escorted the Bills to the Giants 30. But Norwood missed his 47-yarder wide right, giving New York its second Super Bowl crown. Anderson earned MVP honors after rushing for 102 yards on 21 carries. Thomas totaled 190 yards from scrimmage in a losing effort.



## SUPER BOWL XVIII

On January 22, 1984, the Los Angeles Raiders defeated Washington 38-9 before 72,920 at Tampa Stadium in Super Bowl XVIII. The Raiders posted the then-largest margin of victory in a Super Bowl en route to capturing their third Vince Lombardi Trophy.

RB Marcus Allen rushed for a Super Bowl-record 191 yards on just 20 carries, including a record 74-yard scoring jaunt at the end of the third quarter that cemented Most Valuable Player honors.

Los Angeles jumped out to a 7-0 lead when Derrick Jensen recovered a blocked punt in the end zone. The Raiders increased their lead to 14-3 when QB Jim Plunkett fired a 12-yard scoring strike to WR Cliff Branch. After K Mark Moseley booted a 24-yard FG to cut the lead to 14-3, Washington took an unnecessary gamble that proved to be disastrous. QB Joe Theismann attempted to throw a screen pass deep in Redskins territory, but LB Jack Squirek picked it off at the Washington 5 and waltzed into the end zone with seven seconds left in the half.

The Redskins cut the lead to 21-9 on a one-yard TD run by RB John Riggins early in the third quarter. But Allen took over from there, scoring twice before the quarter ended to ice the victory. The win ran Raiders head coach Tom Flores' postseason record to 8-1. The 38 points scored by Los Angeles were the most in the first 18 Super Bowls, surpassing Green Bay's 35 points in Super Bowl I.



## RAYMOND JAMES: THE STORY BEHIND THE STADIUM NAME

Raymond James Stadium is not named for some public figure or local sports legend, but rather a thriving diversified financial services firm headquartered across Tampa Bay in St. Petersburg – Raymond James Financial.

The company has held the naming rights since the stadium's 1998 opening and is the official investment services and financial planning provider for the Tampa Bay Buccaneers.

The firm's name actually comes from the 1962 merger of two financial service companies, one run by Robert A. James and the other by Edward Raymond. Raymond James was incorporated as Robert A. James Investments in 1962. In 1964, Raymond and Associates merged into Robert A. James Investments – and the firm of Raymond James & Associates was formed.

In an era when most financial firms focused solely on buying and selling stocks or mutual funds, Robert A. James pioneered the concept of financial planning for each individual. The firm has been dedicated to meeting the diverse financial needs of its clients ever since.

Raymond James financial advisors base their investment recommendations not on hot stocks or market fads, but on a full and holistic understanding of each client's situation and goals. This planning-focused approach fosters well-informed decisions and dedication to client service, hallmarks of Raymond James since its inception.

Traded on the New York Stock Exchange (RJF), Raymond James is a multinational company with distinct business units that serve a variety of clients, from individuals and small business owners to municipalities and major corporations.

To learn more about the firm or locate a financial advisor, visit [raymondjames.com](http://raymondjames.com).

## RAYMOND JAMES & THE TAMPA BAY BUCCANEERS TEAM UP TO HELP OTHERS

Back in 1962, Bob James founded Raymond James on the principle that putting others first – from our clients to our neighbors – was the right thing to do. His deep commitment to doing what's right remains a core part of the company today. His legacy is continued through the investment of time, money and talents into the communities we serve. It's so much more than tradition; it's a way of thanking those who've supported the firm from the start.

During the football season, Raymond James and the Buccaneers team up for two charitable programs: Kicking for Kids and Sack Hunger.

### KICKING FOR KIDS

This season marks the 16th year of combining the Tampa Bay Buccaneers' on-field success with a commitment to helping children across the Tampa Bay area through the Kicking for Kids program.

For every field goal completed during a regular or postseason game, Raymond James contributes funds to designated Tampa Bay-area children's hospitals.

Since the Raymond James Kicking for Kids program began in 2000, it has raised more than \$271,000 for local children's hospitals.

### SACK HUNGER

Since the 2000 season, Raymond James and the Glazer Family Foundation have worked to "sack hunger" by stocking Tampa Bay-area food banks before the Thanksgiving holiday. This effort has collected more than 117.5 tons of nonperishable food items along with funding to provide approximately 242,693 meals for families through special drives and game-day collections at the stadium.

This year's annual Sack Hunger game-day food drive will be held in November. Visit [sackhunger.com](http://sackhunger.com) to learn more.



## RAYMOND JAMES SUPPORT OF THE ARTS

A deep appreciation for the arts permeates the culture at Raymond James and is reflected at the firm's corporate headquarters, where more than 2,400 works of art are on display as part of the Tom and Mary James/Raymond James Financial Art Collection.

A virtual tour of some of the collection is available at [raymondjames.com/art](http://raymondjames.com/art). Tours of the art displayed at the Raymond James international headquarters can also be arranged.

In addition to sponsoring several art shows in the community each year, Raymond James is also a continuing sponsor of local theater and other performing arts venues in the Tampa Bay area. The company hopes its actions will help encourage others – corporations and individuals – to support not only live theater, but all forms of artistic expression.

### KEY FACTS:

#### RAYMOND JAMES FINANCIAL, INC.

(As of June 30, 2014)

- More than 6,300 financial advisors
- Serving in excess of 2.6 million accounts in approximately 2,500 locations throughout the United States, Canada and overseas
- Total client assets: \$4.96 billion.

**Address** 880 Carillon Parkway, St. Petersburg, Florida, 33716

**Website** [raymondjames.com](http://raymondjames.com)

**Press Center** [raymondjames.com/media](http://raymondjames.com/media)

**Founded** August 16, 1962

**Chairman** Thomas A. James

**CEO** Paul Reilly

**Ticker symbol** RJF

**Exchange listing** New York Stock Exchange



The Raymond James Financial Center, the firm's international headquarters, is situated on 60 acres in northwest St. Petersburg, in the heart of the Tampa Bay area.

## RAYMOND JAMES HIGHLIGHTS

Raymond James' dedication to its clients is reflected in the recognition it continues to receive from its peers as well as from the media.

### 2015

- Raymond James Investment Banking named Investment Banking Firm of the Year at M&A Advisor Turnaround Awards<sup>1</sup>.
- Maintaining a multiyear tradition, Raymond James advisors and branch managers recognized in several industry publications, like Bank Investment Consultant, The Financial Times, On Wall Street and Barron's.
- Early in 2015, Raymond James marks 108th consecutive quarter - and 27th year - of profitability.

### 2014

- Raymond James honored with Golden Hammer Award and named "Habitat Partner of the Year" by Habitat for Humanity of Pinellas County. Raymond James associates have contributed more than 2,700 volunteer hours to Habitat homes since 2005.
- Fortune<sup>2</sup> magazine ranks Raymond James fifth most admired securities company in the world.
- Raymond James is featured as "Company of the Week" by Financial Services Roundtable organization for the firm's annual "Sack Hunger" campaign.

1 Fortune ranking based on an average score of nine key attributes of reputation: people management, use of corporate assets, social responsibility, quality of management, financial soundness, long-term investment, quality of products/services, global competitiveness and innovation.

2 Fortune ranking based on an average score of nine key attributes of reputation: people management, use of corporate assets, social responsibility, quality of management, financial soundness, long-term investment, quality of products/services, global competitiveness and innovation.

3 Global Finance magazine's World's Best Investment Banks Award is based on criteria including market share, number and size of deals, service and advice, structuring capabilities, distribution network, efforts to address market conditions, innovation, pricing, and after-market performance of underwritings and market reputation.

4 The Wall Street Journal does not endorse, sponsor or approve the investment programs of Raymond James. The Wall Street Journal survey identifies the top five analysts across various industry categories, basing the awards on stock-picking skill

For more information, visit [raymondjames.com](http://raymondjames.com).

## THE RAYMOND JAMES PLEDGE

We, the associates of Raymond James, commit our energies, intellect and knowledge to attaining the financial objectives of our clients by providing the highest possible level of service and delivering superior investment alternatives. We believe that putting the financial well-being of our clients first ultimately serves the best interests of our shareholders, our communities and ourselves. Remaining responsive to the needs of our clients in a financial environment characterized by constant change is our continuing challenge.

# RAYMOND JAMES®

LIFE WELL PLANNED.

Raymond James is the official investment services and financial planning provider for the Tampa Bay Buccaneers.

Raymond James & Associates, Inc., member New York Stock Exchange/SIPC. | Raymond James Financial Services, Inc., member FINRA/SIPC.



# BUCCANEERS PRESEASON TELEVISION



CHRIS MYERS



RONDÉ BARBER



DAN LUCAS

## WFLA

WFLA, News Channel 8, serves as the Buccaneers' official home for preseason football, an agreement that will run through 2017. In 2015, WFLA is producing and broadcasting three of Tampa Bay's four preseason games: on the road at Minnesota and Miami in Weeks 1 and 4, respectively, and at home versus Cleveland in Week 3. News Channel 8 will also produce and air pregame special prior to each preseason game and anchor Dan Lucas will host "Bucs Bonus," a half-hour program that will air Saturday nights at 7 p.m. during the NFL season.

Emmy-Award winning broadcaster Chris Myers will enter his 12th season in the broadcast booth for Tampa Bay as the play-by-play man during the preseason. A versatile member of FOX Sports programming, Myers has handled play-by-play and sideline duties for the NFL on FOX, as well as serving as host of FOX's NASCAR pre-race show and as a sideline reporter during the Major League Baseball postseason. He also hosts his own national radio show called The Drive on FOX Sports Radio, and recently hosted the Chris Myers Interview on FOX Sports Net.

During an 11-year tenure with ESPN, Myers was involved with a number of programs, including hosting Up Close, anchoring SportsCenter and reporting on Baseball Tonight. Myers also worked as host of ESPN's NFL Matchup. While at ESPN, Myers won his first Emmy for Top Sports Feature. Myers, who was born in Florida, began his career at age 16 in Miami when he hosted his own football radio show called The Chris Myers Football Scoreboard.

Joining Myers as color analyst is Buccaneers legend Rondé Barber, who will provide Bucs fans with astute analysis gleaned from a storied 16-year NFL career with Tampa Bay. One of the most respected players in team history, Barber retired following the 2012 season and signed with FOX Sports soon after. 2014 marks Barber's second year in the broadcast booth. After the preseason, Barber will continue working with Myers as the pair call regular-season games for The NFL on FOX.

Barber, a five-time Pro Bowler and five-time AP All-Pro selection, entered the league as a third-round (66th overall) pick by the Buccaneers in the 1997 NFL Draft. He holds numerous team and league records, including a streak of 200 consecutive starts at cornerback, the most for that position in NFL history. Barber was a key component of the Tampa Bay defense that ruled the league in the late 1990s and early 2000s, helping bring the world championship in Super Bowl XXXVII.

Dan Lucas, who serves as a sports anchor and reporter for WFLA, will serve as the sideline analyst for the broadcasts. He is a Tampa native who graduated from Leto High School and went on to graduate from Florida State University. Prior to his work with WFLA, Lucas worked as weekend sports anchor at WJAC-TV in Johnstown, Pennsylvania, where he covered Penn State and all the Pittsburgh professional sports franchises.



## BUCCANEERS PRESEASON SCHEDULE

DATE	OPPONENT	TIME	STATION
8/8	at Minnesota	7:30 PM	WFLA
8/24	CINCINNATI	8:00 PM	ESPN
8/23	CLEVELAND	4:30 PM	WFLA
8/28	at Miami	7:30 PM	WFLA

*\*All Times Eastern*

COACHING

PLAYERS

2014 REVIEW

HISTORY

RECORDS

SIDELINES

# BUCCANEERS RADIO NETWORK



GENE DECKERHOFF



DAVE MOORE



T.J. RIVES

In its 12th year, Clear Channel's US 103.5 FM will serve as the flagship station for the Buccaneers Radio Network. US 103.5 will broadcast all Buccaneers games in stereo with a 100,000-watt signal that blankets the Tampa Bay area. Clear Channel will also simulcast Buccaneers football on its sister station, 620 WDAE-AM/95.3 FM.

Handling the play-by-play duties for the 27th straight season is Gene Deckerhoff. Deckerhoff's 27 years of service with the Buccaneers currently ranks as the fifth-longest in the NFL. Considered one of the nation's premier play-by-play announcers, Deckerhoff has also served as the voice of Florida State University football and basketball since 1979.

Deckerhoff is the former play-by-play man for the USFL's Tampa Bay Bandits and also served as the sports director for WCTV-TV in Tallahassee. Deckerhoff is a 15-time recipient of the Florida Sportscaster of the Year award, as well as the winner of the 2013 National Football Foundation Chris Schenkel Award

Dave Moore, former Tampa Bay Buccaneers tight end, enters his ninth season as color analyst with the Buccaneers Radio Network.

Moore spent 13 of his 15 seasons in the NFL with the Buccaneers. The seventh-round draft pick (191st overall) started his first season with the Dolphins in 1992 before joining the Buccaneers. Following a stint in Buffalo during the 2002 campaign, Moore returned to the Bay area and finished his NFL career with 207 receptions for 2,028 receiving yards and 28 touchdowns. He also made a Pro Bowl appearance in 2006.

T.J. Rives begins his 11th season as Tampa Bay's sideline reporter. Rives is a radio and television veteran of the Tampa Bay area and nationally for the last 22 years. During the 2015 season, Rives will host the Lovie Smith Radio Show on Monday nights. He graduated with a degree in broadcasting from the former Memphis State University.

Buccaneers fans across the state can tune into Tampa Bay games thanks to the Buccaneers Radio Network. Deckerhoff's descriptions of the action -- including pre-game, halftime and post-game -- are simulcast on radio stations throughout the state.



## BUCCANEERS RADIO NETWORK AFFILIATES

Brooksville	WWJB 1450 AM	Ocala	WMOP 900 AM
Daytona Beach	WYGM 740 AM	Orlando	WYGM 740 AM
Ft. Myers	WWCN 770 AM	Port St. Lucie	WPSL 1590 AM
Ft. Lauderdale	TBA	Punta Gorda	WKII 1070 AM
Gainesville	WGGG 1230 AM	Sebring	WFUS 103.5 FM
Homosassa Springs	WXCV 95.3 FM	Tallahassee	WFVT 93.3 FM
Lakeland	WLKF 1430 AM	Tampa Bay/Sarasota	WFUS 103.5 FM
Melbourne	TBA		WDAE 620 AM
Miami	TBA		and 95.3 FM
Naples	WWCN 99.3 FM	West Palm Beach	TBA

# 2015 NFL SCHEDULE

ALL TIMES EASTERN

## WEEK 1

### THURSDAY, SEPT. 10

Pittsburgh at New England ..... 8:30

### SUNDAY, SEPT. 13

Indianapolis at Buffalo ..... 1:00  
 Green Bay at Chicago ..... 1:00  
 Kansas City at Houston ..... 1:00  
 Carolina at Jacksonville ..... 1:00  
 Cleveland at New York Jets ..... 1:00  
 Seattle at St. Louis ..... 1:00  
 Miami at Washington ..... 1:00  
 New Orleans at Arizona ..... 4:05  
 Detroit at San Diego ..... 4:05  
 Baltimore at Denver ..... 4:25  
 Cincinnati at Oakland ..... 4:25  
 Tennessee at Tampa Bay ..... 4:25  
 New York Giants at Dallas ..... 8:30

### MONDAY, SEPT. 14

Philadelphia at Atlanta ..... 7:10  
 Minnesota at San Francisco ..... 10:20

## WEEK 2

### THURSDAY, SEPT. 17

Denver at Kansas City ..... 8:25

### SUNDAY, SEPT. 20

New England at Buffalo ..... 1:00  
 Houston at Carolina ..... 1:00  
 Arizona at Chicago ..... 1:00  
 San Diego at Cincinnati ..... 1:00  
 Tennessee at Cleveland ..... 1:00  
 Detroit at Minnesota ..... 1:00  
 Tampa Bay at New Orleans ..... 1:00  
 Atlanta at New York Giants ..... 1:00  
 San Francisco at Pittsburgh ..... 1:00  
 St. Louis at Washington ..... 1:00  
 Miami at Jacksonville ..... 4:05  
 Baltimore at Oakland ..... 4:05  
 Dallas at Philadelphia ..... 4:25  
 Seattle at Green Bay ..... 8:30

### MONDAY, SEPT. 21

New York Jets at Indianapolis ..... 8:30

## WEEK 3

### THURSDAY, SEPT. 24

Washington at New York Giants ..... 8:25

### SUNDAY, SEPTEMBER 27

Cincinnati at Baltimore ..... 1:00  
 New Orleans at Carolina ..... 1:00  
 Oakland at Cleveland ..... 1:00  
 Atlanta at Dallas ..... 1:00  
 Tampa Bay at Houston ..... 1:00  
 San Diego at Minnesota ..... 1:00  
 Jacksonville at New England ..... 1:00  
 Philadelphia at New York Jets ..... 1:00  
 Pittsburgh at St. Louis ..... 1:00  
 Indianapolis at Tennessee ..... 1:00  
 San Francisco at Arizona ..... 4:05  
 Buffalo at Miami ..... 4:25  
 Chicago at Seattle ..... 4:25  
 Denver at Detroit ..... 8:30

### MONDAY, SEPT. 28

Kansas City at Green Bay ..... 8:30

## WEEK 4

### THURSDAY, OCT. 1

Baltimore at Pittsburgh ..... 8:25

### SUNDAY, OCT. 4

New York Jets at Miami (London) ..... 9:30  
 Houston at Atlanta ..... 1:00  
 New York Giants at Buffalo ..... 1:00  
 Oakland at Chicago ..... 1:00  
 Kansas City at Cincinnati ..... 1:00  
 Jacksonville at Indianapolis ..... 1:00  
 Carolina at Tampa Bay ..... 1:00  
 Philadelphia at Washington ..... 1:00  
 Cleveland at San Diego ..... 4:05  
 St. Louis at Arizona ..... 4:25  
 Minnesota at Denver ..... 4:25  
 Green Bay at San Francisco ..... 4:25\*  
 Dallas at New Orleans ..... 8:30

### MONDAY, OCT. 5

Detroit at Seattle ..... 8:30  
*Open date: Tennessee, New England*

## WEEK 5

### THURSDAY, OCT. 8

Indianapolis at Houston ..... 8:25

### SUNDAY, OCT. 11

Washington at Atlanta ..... 1:00  
 Cleveland at Baltimore ..... 1:00  
 Seattle at Cincinnati ..... 1:00  
 St. Louis at Green Bay ..... 1:00  
 Chicago at Kansas City ..... 1:00  
 New Orleans at Philadelphia ..... 1:00  
 Jacksonville at Tampa Bay ..... 1:00  
 Buffalo at Tennessee ..... 1:00  
 Arizona at Detroit ..... 4:05  
 New England at Dallas ..... 4:25  
 Denver at Oakland ..... 4:25  
 San Francisco at New York Giants ..... 8:30\*

### MONDAY, OCT. 12

Pittsburgh at San Diego ..... 8:30  
*Open date: Carolina, Miami, Minnesota, NY Jets*

## WEEK 6

### THURSDAY, OCT. 15

Atlanta at New Orleans ..... 8:25

### SUNDAY, OCT. 18

Cincinnati at Buffalo ..... 1:00  
 Denver at Cleveland ..... 1:00  
 Chicago at Detroit ..... 1:00  
 Houston at Jacksonville ..... 1:00  
 Kansas City at Minnesota ..... 1:00  
 Washington at New York Jets ..... 1:00  
 Arizona at Pittsburgh ..... 1:00  
 Miami at Tennessee ..... 1:00  
 Carolina at Seattle ..... 4:05  
 San Diego at Oakland ..... 4:05  
 San Diego at Green Bay ..... 4:25  
 Baltimore at San Francisco ..... 4:25  
 New England at Indianapolis ..... 8:30\*

### MONDAY, OCT. 19

New York Giants at Philadelphia ..... 8:30  
*Open date: Dallas, Oakland, St. Louis, Tampa Bay*

## WEEK 7

### THURSDAY, OCT. 22

Seattle at San Francisco ..... 8:25

### SUNDAY, OCT. 25

Buffalo at Jacksonville (London) ..... 9:30  
 Minnesota at Detroit ..... 1:00  
 New Orleans at Indianapolis ..... 1:00  
 Pittsburgh at Kansas City ..... 1:00  
 Houston at Miami ..... 1:00  
 New York Jets at New England ..... 1:00  
 Cleveland at St. Louis ..... 1:00  
 Atlanta at Tennessee ..... 1:00  
 Tampa Bay at Washington ..... 1:00  
 Oakland at San Diego ..... 4:05  
 Dallas at New York Giants ..... 4:25  
 Philadelphia at Carolina ..... 8:30\*

### MONDAY, OCT. 26

Baltimore at Arizona ..... 8:30  
*Open date: Chicago, Cincinnati, Denver, Green Bay*

## WEEK 8

### THURSDAY, OCT. 29

Miami at New England ..... 8:25

### SUNDAY, NOV. 1

Detroit at Kansas City (London) ..... 9:30  
 Tampa Bay at Atlanta ..... 1:00  
 San Diego at Baltimore ..... 1:00  
 Minnesota at Chicago ..... 1:00  
 Arizona at Cleveland ..... 1:00  
 Tennessee at Houston ..... 1:00  
 New York Giants at New Orleans ..... 1:00  
 Cincinnati at Pittsburgh ..... 1:00  
 San Francisco at St. Louis ..... 1:00  
 New York Jets at Oakland ..... 4:05  
 Seattle at Dallas ..... 4:25  
 Green Bay at Denver ..... 8:30\*

### MONDAY, NOV. 2

Indianapolis at Carolina ..... 8:30  
*Open date: Buffalo, Jacksonville, Philadelphia, Washington*

## WEEK 9

### THURSDAY, NOV. 5

Cleveland at Cincinnati ..... 8:25

### SUNDAY, NOV. 8

Miami at Buffalo ..... 1:00  
 Green Bay at Carolina ..... 1:00  
 St. Louis at Minnesota ..... 1:00  
 Washington at New England ..... 1:00  
 Tennessee at New Orleans ..... 1:00  
 Jacksonville at New York Jets ..... 1:00  
 Oakland at Pittsburgh ..... 1:00  
 Atlanta at San Francisco ..... 4:05  
 New York Giants at Tampa Bay ..... 4:25  
 Denver at Indianapolis ..... 4:25  
 Philadelphia at Dallas ..... 8:30\*

### MONDAY, NOV. 9

Chicago at San Diego ..... 8:30  
*Open date: Arizona, Baltimore, Detroit, Houston, Kansas City, Seattle*

**WEEK 10****THURSDAY, NOV. 12**

Buffalo at New York Jets ..... 8:25

**SUNDAY, NOV. 15**

Jacksonville at Baltimore ..... 1:00

Detroit at Green Bay ..... 1:00

Miami at Philadelphia ..... 1:00

Cleveland at Pittsburgh ..... 1:00

Chicago at St. Louis ..... 1:00

Dallas at Tampa Bay ..... 1:00

Atlanta at Tampa Bay ..... 1:00

Carolina at Tennessee ..... 1:00

New Orleans at Washington ..... 1:00

Minnesota at Oakland ..... 4:05

Kansas City at Denver ..... 4:25

New England at New York Giants ..... 4&gt;25

Arizona at Seattle ..... 8:30\*

**MONDAY, NOV. 16**

Houston at Cincinnati ..... 8:30

*Open date: Atlanta, Indianapolis, San Diego, San Francisco***WEEK 11****THURSDAY, NOV. 19**

Tennessee at Jacksonville ..... 8:25

**SUNDAY, NOV. 22**

Indianapolis at Atlanta ..... 1:00

St. Louis at Baltimore ..... 1:00

Washington at Carolina ..... 1:00

Denver at Chicago ..... 1:00

Oakland at Detroit ..... 1:00

New York Jets at Houston ..... 1:00

Dallas at Miami ..... 1:00

Green Bay at Minnesota ..... 1:00

Tampa Bay at Philadelphia ..... 1:00

Cincinnati at Arizona ..... 4:05

San Francisco at Seattle ..... 4:25

Kansas City at San Diego ..... 8:30\*\*

**MONDAY, NOV. 23**

Buffalo at New England ..... 8:30

*Open date: Cleveland, New Orleans, New York Giants, Pittsburgh***WEEK 12****THURSDAY, NOV. 26**

Philadelphia at Detroit ..... 12:30

Carolina at Dallas ..... 4:30

Chicago at Green Bay ..... 8:30

**SUNDAY, NOV. 29**

Minnesota at Atlanta ..... 1:00

St. Louis at Cincinnati ..... 1:00

New Orleans at Houston ..... 1:00

Tampa Bay at Indianapolis ..... 1:00

San Diego at Jacksonville ..... 1:00

Buffalo at Kansas City ..... 1:00

Miami at New York Jets ..... 1:00

Oakland at Tennessee ..... 1:00

New York Giants at Washington ..... 4:05

Arizona at San Francisco ..... 4:05

Pittsburgh at Seattle ..... 4:25

New England at Denver ..... 8:30\*\*

**MONDAY, NOV. 30**

Baltimore at Cleveland ..... 8:30

**WEEK 13****THURSDAY, DEC. 3**

Green Bay at Detroit ..... 8:25

**SUNDAY, DEC. 6**

Houston at Buffalo ..... 1:00

San Francisco at Chicago ..... 1:00

Cincinnati at Cleveland ..... 1:00

Baltimore at Miami ..... 1:00

Seattle at Minnesota ..... 1:00

Carolina at New Orleans ..... 1:00

New York Jets at New York Giants ..... 1:00

Arizona at St. Louis ..... 1:00

Atlanta at Tampa Bay ..... 1:00

Jacksonville at Tennessee ..... 1:00

Kansas City at Oakland ..... 4:05

Denver at San Diego ..... 4:05

Philadelphia at New England ..... 4:25

Indianapolis at Pittsburgh ..... 8:30\*\*

**MONDAY, DEC. 7**

Dallas at Washington ..... 8:30

**WEEK 14****THURSDAY, DEC. 10**

Minnesota at Arizona ..... 8:25

**SUNDAY, DEC. 13**

Atlanta at Carolina ..... 1:00

Washington at Chicago ..... 1:00

Pittsburgh at Cincinnati ..... 1:00

San Francisco at Cleveland ..... 1:00

New England at Houston ..... 1:00

Indianapolis at Jacksonville ..... 1:00

San Diego at Kansas City ..... 1:00

Tennessee at New York Jets ..... 1:00

Buffalo at Philadelphia ..... 1:00

Detroit at St. Louis ..... 1:00

New Orleans at Tampa Bay ..... 1:00

Oakland at Denver ..... 4:05

Dallas at Green Bay ..... 4:25

Seattle at Baltimore ..... 8:30\*\*

**MONDAY, DEC. 14**

New York Giants at Miami ..... 8:30

**WEEK 15****THURSDAY, DEC. 17**

Tampa Bay at St. Louis ..... 8:25

**SATURDAY, DEC. 19**

New York Jets at Dallas ..... 8:25

**SUNDAY, DEC. 20**

Kansas City at Baltimore ..... 1:00

Houston at Indianapolis ..... 1:00

Atlanta at Jacksonville ..... 1:00

Chicago at Minnesota ..... 1:00

Tennessee at New England ..... 1:00

Carolina at New York Giants ..... 1:00

Arizona at Philadelphia ..... 1:00

Buffalo at Washington ..... 1:00

Green Bay at Oakland ..... 4:05

Cleveland at Seattle ..... 4:05

Denver at Pittsburgh ..... 4:05

Miami at San Diego ..... 4:25

Cincinnati at San Francisco ..... 8:30\*\*

**MONDAY, DEC. 15**

Detroit at New Orleans ..... 8:30

**WEEK 16****THURSDAY, DEC. 24**

San Diego at Oakland ..... 8:25

**SATURDAY, DEC. 27**

Washington at Philadelphia ..... 4:30

**SUNDAY, DEC. 27**

Carolina at Atlanta ..... 1:00

Dallas at Buffalo ..... 1:00

San Francisco at Detroit ..... 1:00

Cleveland at Kansas City ..... 1:00

Indianapolis at Miami ..... 1:00

New York Giants at Minnesota ..... 1:00

Jacksonville at New Orleans Saints ..... 1:00

New England at New York Jets ..... 1:00

Chicago at Tampa Bay ..... 1:00

Houston at Tennessee ..... 1:00

Green Bay at Arizona ..... 4:25

St. Louis at Seattle ..... 4:25

Pittsburgh at Baltimore ..... 8:30\*\*

**SATURDAY, DEC. 28**

Cincinnati at Denver ..... 8:30

**WEEK 17****SUNDAY, DEC. 28**

New Orleans at Atlanta ..... 1:00

New York Jets at Buffalo ..... 1:00

Tampa Bay at Carolina ..... 1:00

Detroit at Chicago ..... 1:00

Baltimore at Cincinnati ..... 1:00

Pittsburgh at Cleveland ..... 1:00

Washington at Dallas ..... 1:00

Minnesota at Green Bay ..... 1:00

Jacksonville at Houston ..... 1:00

Tennessee at Indianapolis ..... 1:00

Oakland at Kansas City ..... 1:00

New England at Miami ..... 1:00

Philadelphia at New York Giants ..... 1:00

Seattle at Arizona ..... 4:25

San Diego at Denver ..... 4:25

St. Louis at San Francisco ..... 4:25

Sunday Night game TBD

\* Note: Up to 2 games may be flexed into Sunday Night between Weeks 5-10.

\*\*Note: Standard Sunday Night flexing rules from Weeks 11-17.

**POSTSEASON****WILD CARD WEEKEND***Saturday, Jan. 9 and Sunday, Jan. 10***DIVISIONAL PLAYOFFS***Saturday, Jan. 16 and Sunday, Jan. 17***CONFERENCE CHAMPIONSHIPS***Sunday, Jan. 24***AFC-NFC PRO BOWL***Sunday, January 31***SUPER BOWL XLVIII***Sunday, February 7**Santa Clara, California*

Since its launch in 1999, Buccaneers.com has emerged as the definitive source for information, entertainment, video, photography, game coverage and locker-room access regarding the Tampa Bay Buccaneers. The site continues to be on the cutting-edge of internet sports coverage and is dedicated to providing visitors with the sort of exclusive access that can't be gleaned from any other source.

Buccaneers.com also provides fans and members of the media with coverage of all team press conferences following games, on the day after games and during special announcements. Many of these press conferences are streamed live on the site.

A special media section of Buccaneers.com includes dozens of items to help print, radio, television and Internet sources perform their jobs and keep football fans in the know.

Below is a summary of some of the site's most popular content:

## NEWS SOURCE

- Inside source for news on team transactions, such as player signings, roster cuts and depth chart changes
- Up-to-date roster, depth chart and transactions pages
- Feature articles on relevant players and subjects

## PHOTOS AND VIDEO

- Archives of press conferences and other events made available shortly after their conclusion
- Live coverage of all postgame and day-after-game press conferences by the head coach, in addition to other selected press conferences and media availabilities
- Frequent video and audio interviews, complete with a deep archive spanning many seasons
- Weekly game highlights produced by NFL Films
- NFL Network coverage of the Buccaneers
- Extensive image archive and special photo galleries

## GAME COVERAGE

- Pregame news, including injury updates, lineup information, inactive players and thoughts from the head coach
- Pregame sideline report with Senior Writer/Editor Scott Smith
- Game photos transmitted directly from Buccaneers' sideline
- Up-to-the-minute injury and lineup information
- Wrap-up story posted immediately after the game
- Game highlights from the Buccaneers' video department
- Social media rewinds to recap the game

## MEDIA TOOLS

- Constantly updated and easy to download rosters, depth charts, weekly releases, statistics pages and other informational files
- Always up-to-date press release archives
- Credential information and other team media policies

## ADDITIONAL FEATURES

- Cheerleader section featuring photos and bios
- Ticket and seating information
- Detailed stadium information, featuring seating diagrams, parking maps and concession locations
- Community relations updates
- Official Online Team Store



## CHEERLEADERS

Since 1976, the Tampa Bay Buccaneers Cheerleaders have charmed the team's avid fans, performed to worldwide acclaim, and cheered the team to a Super Bowl Championship.

The 24 to 30 women that comprise the squad are chosen from hundreds of candidates each year to represent the team and include athletes, educators, professionals, students and mothers. These talented women are committed both to the team and the community, making a large number of appearances for both corporate and non-profit events throughout their term.

In addition to their work within the Tampa Bay Area, the Tampa Bay Buccaneers Cheerleaders also serve as ambassadors for the organization throughout the United States and beyond, traveling to locations in Asia, Canada, Egypt, Japan, Europe, Australia, California, Texas and Hawaii.



### TARA BATTIATO

#### CHEERLEADING MANAGER

In 2015, Tara Battiato enters her second season directing the Tampa Bay Buccaneers Cheerleaders as the team's Cheerleading Manager. Battiato spent five seasons cheering with the Denver Broncos, serving as a team captain for four years and traveling to Hawaii as the team's 2013 Pro Bowl Representative.

Battiato also has professional dance experience working with the Houston Rockets, Boise State Main Line Dance Team, and Austin Ballet Company.

A native of Littleton, Colorado, Battiato graduated with honors from Boise State.



## 2015 TAMPA BAY BUCCANEERS CHEERLEADERS

**INGRID**  
*IT Recruiter*

**STEPHANIE A.**  
*Legal Assistant*

**LINDSEY**  
*Retail Buyer/Blogger*

**JADA**  
*Records Assistant*

**CORI**  
*HR Executive*

**MICHELLE C.**  
*Communications Specialist*

**LAUREN**  
*Hospitality*

**ALYSSA**  
*Student/Fitness Instructor*

**STEPHANIE E.**  
*Dance Company Director*

**APRIL**  
*Student*

**RACHEL**  
*Personal Assistant*

**MEGAN**  
*Senior Account Manager*

**DARCY**  
*Executive Assistant*

**MICHAELA**  
*Student*

**CHLOE**  
*Business Development Associate*

**MICHELLE L.**  
*Legal Assistant*

**KELSEY**  
*PR Account Executive*

**ALLISON**  
*Teacher*

**BARANESE**  
*Mock Interview Specialist*

**BROOKE**  
*Dance Teacher/Student*

**KYMBERLI**  
*Nurse*

**ALEX**  
*Teacher*

**ANTASIA**  
*Personal Trainer*

**TESSA**  
*Associate Producer*

**ALI**  
*Pure Barre Instructor*

**CHELSEA**  
*Insurance Agent*

**GABRYELE**  
*Flamenco Dancer*

**BRI**  
*Dance Instructor*

**JANAI**  
*Student*

**JULIA**  
*Gymnastics Instructor*

For more information about the Tampa Bay Buccaneers Cheerleaders and Captain Fear, please visit [www.buccaneers.com](http://www.buccaneers.com) or call (813) 870-2700.

# MEDIA POLICIES AND GAMEDAY INFORMATION

## MEDIA POLICIES

**Interview Requests:** All interview requests for Tampa Bay Buccaneers players, coaches, executives or staff members should be directed to the Public Relations Department at (813) 554-1311. Phone interviews should be arranged in advance and are subject to availability. Head Coach Lovie Smith will address the media directly after practices and will make a weekly conference call each Wednesday to speak with the opposing team media. Smith will also have a regularly scheduled day-after-game press conference. Please contact Buccaneers PR for details.

**Open Locker Room Periods:** The Buccaneers will observe a weekly players' day off every Tuesday of regular game weeks. Open locker room periods for accredited media will be offered each Monday, Wednesday, Thursday and Friday. Times for the open locker room sessions are available by contacting the PR department.

**Practice Regulations:** Times for the team's weekly practices are available by calling the Buccaneers' PR department. All practices are closed to the public. Regularly credentialed media, still photographers and videographers may attend approximately the first 30 minutes of practice. Reporters who are not regular members of the Buccaneers' media corps should contact the PR department to arrange practice attendance.

**Game Credentials:** Credential requests are honored for accredited media on specific assignment and must be made through the Buccaneers' PR department. Credentials will not be issued to writers or photographers working on a freelance basis unless the request is made by an approved publication or news organization. Season-long credentials are issued in August; game-by-game credentials must be requested at least one week prior to each home game. All credential requests must be submitted via the Buccaneers' media site at <http://media.buccaneers.com>. Contact Kelly Schutz with any questions regarding credentials.

**Press Releases:** The Buccaneers' weekly press release, including updated statistics, player bios, etc., may be obtained in the team's press facility at One Buccaneer Place or on the media site. The team's weekly injury report and daily transcripts can be found in the same locations.

## GAMEDAY INFORMATION

**Entry:** The media entrance at Raymond James Stadium is located near Dock D on the southwest corner of the facility. The entrance to the media lobby can be found just north of the southwest ramps and just south of the television truck parking area. The press box and television and radio booths may be reached via a media-dedicated elevator on the east side of the lobby.

**Will Call:** Members of the media needing to pick up their pass at the game will find the media will call area just inside the media entrance at Dock D. The media will call is staffed beginning four hours prior to kickoff. Ticket will call is located on the south end of the stadium, accessible from the outside between Ramps C and D.

**Phones:** Media needing a phone on gameday must contact Sandra Jones of CenturyLink (800-471-1139) prior to the day of the game. If you do not place an order prior to the day of the game, you will be responsible for any charges from Sprint for setting up these services on gameday.

**Locker Room Access:** Both team locker rooms will be open to press bearing the proper credentials following the NFL-mandated 10-minute cooling-off period. The media elevator will transport members of the press that wish to visit the locker room at a designated time in the fourth quarter. To reach either locker room from the press box, simply take the elevator to the ground level and follow the corridor running parallel to the field's west sideline.

**NOTE:** Unless previously arranged, no interviews of players for either team are allowed on the field following the game.

## TAMPA BAY BUCCANEERS

One Buccaneer Place – Tampa, FL 33607

### PHONE NUMBERS

**Main:** (813) 870-2700 – **Public Relations:** (813) 554-1311

**Public Relations Fax:** (813) 387-6317 – **Ticket Office:** (813) 879-2827

### PUBLIC RELATIONS DEPARTMENT

<b>Director of Communications</b>	Nelson Luis nluis@buccaneers.nfl.com	Work: (813) 554-1314
<b>Senior Public Relations Manager</b>	Michael Pehanich mpehanich@buccaneers.nfl.com	Work: (813) 870-2700, ext. 2251
<b>Public Relations Manager</b>	Allen Barrett abarrett@buccaneers.nfl.com	Work: (813) 870-2700, ext. 2561
<b>Public Relations Coordinator</b>	Kelly Schutz kschutz@buccaneers.nfl.com	Work: (813) 870-2700, ext. 2522
<b>Public Relations Coordinator</b>	Chris King cking@buccaneers.nfl.com	Work: (813) 870-2700, ext. 2464
<b>Director of Broadcast Operations</b>	Jeff Ryan jryan@buccaneers.nfl.com	Work: (813) 870-2700, ext. 1352
<b>Senior Writer</b>	Scott Smith ssmith@buccaneers.nfl.com	Work: (813) 870-2700, ext. 2286



RAYMOND JAMES  
LIFE WELL PLANNED.

THE TAMPA  
TRIBUNE  
TBO.com

Miller  
Lite

Coca-Cola



Publix.



C1 Bank



Mercedes-Benz

verizon  
FiOS  
QUANTUM



News  
channel 8  
on your side

DEX  
imaging

Level (3)  
COMMUNICATIONS



FLORIDA CANCER  
SPECIALISTS  
& Research Institute



MOFFITT  
CANCER CENTER

Lazydays  
THE RV AUTHORITY

UnitedHealthcare



Marriott.

UNITED



Microsoft



SNICKERS

Good things  
come from  
Sysco

ctms  
TRAVEL

INTERNATIONAL  
DIAMOND  
CENTER



tervis

TECO  
PEOPLES GAS

FanDuel

E&J Gallo Winery

P&G

Fresh for  
Florida Kids  
Florida Department of Agriculture and Consumer Services



[www.glazerfamilyfoundation.org](http://www.glazerfamilyfoundation.org)



[www.glazermuseum.org](http://www.glazermuseum.org)

In 2010, the Foundation helped create a new way for children to become lifelong learners and leaders: the Glazer Children's Museum.

The Glazer Children's Museum opened on September 25, 2010 along the waterfront in downtown Tampa. The 53,000 square-foot building is not a typical museum, but a place with activities, games and challenges that allows children to learn in an exciting, stimulating environment. The world-class facility has already hosted more than 1,000,000 guests since opening in 2010 and been honored both locally and nationally for educational excellence and economic impact. In 2012, the Tampa Bay Business Journal named the Glazer Children's Museum as its Arts, Culture and Humanities "Nonprofit of the Year."

A combination of permanent and traveling exhibits, comprehensive year-round programs and special events provide children, parents, caregivers and teachers with a rich and ever-changing atmosphere for playful learning. Kids can enjoy more than 170 unique, interactive exhibits called 'Interactivities' throughout 12 differently-themed areas committed to education and imagination. Children can pretend to be airplane pilots, cruise ship captains, construction workers, fire fighters, doctors and more in a safe, engaging environment.

Having established impactful partnerships with schools, nonprofit organizations and civic leaders, the Glazer Children's Museum serves as an invaluable resource to the community. A main attraction in downtown Tampa and a destination for local residents, regional visitors and tourists, the Museum is in a class all its own. For hours of operation, directions and more information, visit [www.GlazerMuseum.org](http://www.GlazerMuseum.org).

